

2013-14 SCHEDULE

NOVEMBER

Sat. 9	at Vermont	W 74-64
Wed. 13	MARIST	W 81-62
Sat. 16	CREIGHTON (SNY, TCN)	L 79-83
Thu. 28	vs. LSU % (ESPN2)	L 65-82
Fri. 29	vs. Siena % (ESPN2)	W 78-66

DECEMBER

Sun. 1	vs. Washington St. % (ESPN2)	W 72-67
Wed. 4	at Temple (ESPN2) +	L 69-77
Sat. 7	#14/19 VILLANOVA (CBSSN) +	L 68-98
Wed. 18	DREXEL (TCN)	W 75-55
Sat. 21	at Loyola-Md.	W 88-77
Sun. 29	BOSTON UNIVERSITY	W 73-67
Tue. 31	BINGHAMTON	W 71-44

JANUARY

Sat. 4	DENVER	W 53-52
Wed. 8	at #19/19 Massachusetts (SNY, TCN)	L 62-66
Sat. 11	at George Mason (CBSSN)	W 84-80
Wed. 15	DUQUESNE	W 84-75
Sat. 18	at Penn (Palestra) +	W 85-68
Wed. 22	RHODE ISLAND (TCN, OSN)	W 61-57
Sat. 25	at Richmond (NBCSN)	L 62-77
Wed. 29	at Dayton (TCN)	W 60-57

FEBRUARY

Sat. 1	#21/19 MASSACHUSETTS (CBSSN)	W 73-68
Wed. 5	#13/15 SAINT LOUIS (SNY, TCN)	L 49-65
Sat. 8	VCU (CBSSN)	W 69-62
Sat. 15	at La Salle (ESPN2)	11 a.m.
Wed. 19	at Rhode Island (CSN, OSN)	7 p.m.
Sat. 22	FORDHAM	2 p.m.
Tue. 25	DAYTON (CBSSN)	7 p.m.

MARCH

Sat. 1	at St. Bonaventure (NBCSN)	3 p.m.
Wed. 5	at George Washington (SNY, CSN)	9 p.m.
Sun. 9	LA SALLE (CBSSN) +	4 p.m.
Wed. 12	Atlantic 10 Opening Round #	
Thu. 13	Atlantic 10 First Round #	
Fri. 14	Atlantic 10 Quarterfinals #	
Sat. 15	Atlantic 10 Semifinals #	
Sun. 16	Atlantic 10 Championship #	1 p.m.

Home games in CAPS at Hagan Arena
& Old Spice Classic (Orlando, Fla.)

+ Big 5 game

Barclays Center (Brooklyn, N.Y.)

MEDIA INFORMATION

Basketball SID: Marie Wozniak
Office Phone: 610-660-1727
Cell Phone: 610-999-3634
Email: mwozniak@sju.edu
Fax: 610-660-1724
Press Row Phone: 610-660-2599

www.SJUHawks.com

@SJUHawks

@SJUHawks_MBB

SAINT JOSEPH'S HAWKS (16-7; 6-3 A-10)

at

LA SALLE EXPLORERS (12-11; 4-5 A-10)

Game #24 • February 15, 2014 • 11 a.m.

Gola Arena • Philadelphia, Pa. • ESPN2

GAME DAY

ARENA	Gola Arena (3,400)
TELEVISION	ESPN2 - Mike Crispino, Bob Valvano
RADIO	CBS SportsRadio 610 - Matt Martucci, Joe Lunardi
AUDIO STREAMING	SJUHawks.com
VIDEO STREAMING	none
SJU STREAK	1 win
SERIES RECORD	SJU leads 63-54
HAWKS' NEXT GAME	Feb. 19 at Rhode Island, 7 p.m., CSN

GAME STORIES

- Saint Joseph's defeated VCU on Saturday, 69-62, behind 24 points from **Langston Galloway** and 18 from **DeAndre' Bembry**. **Halil Kanacevic** grabbed 10 rebounds in the win.
- Saint Joseph's has posted a 12-3 record since a loss to Villanova on Dec. 7.
- **Langston Galloway** leads the Hawks in scoring with 16.6 points per game. **Halil Kanacevic** tops the team in rebounds (8.7) and assists (4.4), while **Ronald Roberts** leads the team in field goal percentage (55.9).
- This game will not count in the Big 5 standings - the March 9 game at Saint Joseph's is the City Series game.
- Saint Joseph's current RPI is 46th and the sixth best in the Atlantic 10.
- **Langston Galloway** needs 20 points to move into fourth place on the Hawks' all-time scoring list.
- The Hawks' 16-7 record is the best at this point since a 17-6 mark in 2007-08.
- SJU goes on the road on Wednesday for its second meeting with Rhode Island.

HAWKS' PERSONNEL

2013-14 Stats

PROBABLE STARTERS	PPG	RPG	APG	MPG	Notes
F- #13 Ronald Roberts	14.1	7.2	1.2	31.7	Scored 19 pts vs. Saint Louis
F- #45 Halil Kanacevic	11.2	8.7	4.4	32.3	Grabbed 10 rebs vs. VCU
F- #43 DeAndre' Bembry	11.2	4.6	2.4	31.5	A-10 Co-Rookie of the Week
G- #10 Langston Galloway	16.6	4.6	1.4	34.8	Game-high 24 pts in win over VCU
G- #24 Chris Wilson	9.6	3.4	2.9	32.1	Had 12 pts against UMass

OFF THE BENCH

F- #32 Papa Ndao	3.0	1.7	0.6	12.2	Missed VCU game with the flu
F- #15 Isaiah Miles	3.2	1.6	0.3	10.1	Has seen action in 19 games
F- #11 Daryus Quarles	2.9	1.2	0.4	13.1	Season-high 9 pts vs. Duquesne
G- #0 Evan Maschmeyer	1.5	0.6	0.4	6.6	Has seen action in 17 games
F- #34 Javon Baumann	1.9	2.1	0.2	6.9	Career-highs of 8 pts, 5 rebs vs. Duquesne
G- #41 Colin Kelly	0.4	0.4	0.0	2.2	Scored first career points vs. Duquesne
F- #20 Brendan Casper	0.8	0.2	0.2	2.3	Walk-on who has played in 5 games
F- #25 Eric Kindler	0.0	1.0	0.2	2.3	Has seen limited action in 4 games

INJURED

G- #22 Kyle Molock	0.3	0.0	0.1	3.1	Out for the season after knee surgery
--------------------	-----	-----	-----	-----	---------------------------------------

HAWKS' ROSTER

NO.	NAME	CL	POS	HT	WT	HOMETOWN	HIGH SCHOOL
0	Evan Maschmeyer	Jr.	G	6-3	200	Jeffersonville, Ind.	Jeffersonville
10	Langston Galloway	Sr.	G	6-2	202	Baton Rouge, La.	Christian Life Academy
11	Daryus Quarles	Sr.	F	6-6	186	Paulsboro, N.J.	Paulsboro
13	Ronald Roberts, Jr.	Sr.	F	6-8	225	Bayonne, N.J.	Saint Peter's Prep
15	Isaiah Miles	So.	F	6-7	223	Owings Mills, Md.	Milford Mill
20	Brendan Casper	Fr.	F	6-6	215	Audubon, Pa.	Methacton
22	Kyle Molock	R-Fr.	G	6-2	192	Dublin, Ohio	Dublin Coffman
24	Chris Wilson	Jr.	G	6-3	210	Fayetteville, N.C.	Terry Sanford
25	Eric Kindler	Jr.	F	6-5	223	Mechanicsburg, Pa.	Trinity
32	Papa Ndao	Jr.	F	6-8	225	Dakar, Senegal	Montverde Academy (Fla.)
34	Javon Baumann	R-Fr.	F	6-8	257	Solms, Germany	Theodore Huess School
41	Colin Kelly	Sr.	F	6-5	205	West Deptford, N.J.	Gloucester Catholic
43	DeAndre' Bembry	Fr.	F	6-6	200	Charlotte, N.C.	The Patrick School (N.J.)
45	Halil Kanacevic	Sr.	F	6-8	255	Staten Island, N.Y.	Curtis

Redshirting season

40 Jai Williams Fr. F 6-9 275 Philadelphia, Pa. PET Charter

Sitting out via NCAA transfer rule

2 Aaron Brown Jr. G 6-5 220 Darby, Pa. Penn Wood (West Va.)

Head Coach: Phil Martelli (Widener '76) - 19th year

Assistant Coaches: Mark Bass (Saint Joseph's '95) - 15th year; David Duda (Spring Garden '88) - 8th year;
Geoff Arnold (Saint Joseph's '86) - 6th year

Director of Basketball Operations: Rob Sullivan (Saint Joseph's '06)

Athletic Trainer: Bill Lukasiewicz (Springfield '88)

PRONUNCIATION GUIDE

Javon Baumann . . . ja-VON BOW (like now)-min
Halil Kanacevic . . . huh-LILL CAN-uh-SEV-ick
(Evan) MaschmeyerMASH-my-err
(Kyle) MolockMOE-lock
(Papa) NdaoNOW
(Daryus) Quarlesdarius quarrels
(Bill) LukasiewiczLu-KAZ-uh-WITZ



BROADCAST SCHEDULE

Date	Opponent	EST	TV	Radio	Video
Nov. 9	at Vermont	7:00 p.m.		610 WIP	UVM
Nov. 13	MARIST	7:00 p.m.		610 WIP	SJU
Nov. 16	CREIGHTON	7:00 p.m.	SNY, TCN	610 WIP	
Old Spice Classic (Orlando, Fla.)					
Nov. 28	vs. LSU	8:30 p.m.	ESPN2	610 WIP	
Nov. 29	vs. Siena	8:00 p.m.	ESPNU	1210 WPHT	
Dec. 1	vs. Washington St.	Noon	ESPNU	610 WIP	
Dec. 4	at Temple	8:00 p.m.	ESPNews	610 WIP	
Dec. 7	VILLANOVA	6:00 p.m.	CBSSN	610 WIP	
Dec. 18	DREXEL	7:00 p.m.	TCN	610 WIP	
Dec. 21	at Loyola-Md.	3:00 p.m.		610 WIP	Loyola
Dec. 29	BOSTON UNIVERSITY	4:00 p.m.		610 WIP	SJU
Dec. 31	BINGHAMTON	2:00 p.m.		610 WIP	SJU
Jan. 4	DENVER	2:00 p.m.		610 WIP	SJU
Jan. 8	at Massachusetts	7:00 p.m.	SNY, TCN	610 WIP	CI
Jan. 11	at George Mason	8:00 p.m.	CBSSN	610 WIP	
Jan. 15	DUQUESNE	7:00 p.m.		610 WIP	SJU
Jan. 18	at Penn (Palestra)	7:00 p.m.		610 WIP	SJU
Jan. 22	RHODE ISLAND	7:00 p.m.	TCN, OSN	610 WIP	SJU
Jan. 25	at Richmond	4:00 p.m.	NBCSN	610 WIP	
Jan. 29	at Dayton	7:00 p.m.	TCN, WHIO	610 WIP	SJU
Feb. 1	MASSACHUSETTS	6:00 p.m.	CBSSN	610 WIP	
Feb. 5	SAINT LOUIS	7:00 p.m.	SNY, TCN	610 WIP	CI
Feb. 8	VCU	8:00 p.m.	CBSSN	610 WIP	
Feb. 15	at La Salle	11:00 a.m.	ESPNU	610 WIP	
Feb. 19	at Rhode Island	7:00 p.m.	CSN, OSN	610 WIP	
Feb. 22	FORDHAM	2:00 p.m.		610 WIP	SJU
Feb. 25	DAYTON	7:00 p.m.	CBSSN	610 WIP	
March 1	at St. Bonaventure	3:00 p.m.	NBCSN	610 WIP	
March 5	at George Washington	9:00 p.m.	SNY, CSN+	610 WIP	CI
March 9	LA SALLE	4:00 p.m.	CBSSN	610 WIP	
March 12-	Atlantic 10 Championship			610 WIP	
March 16	(Barclays Center, Brooklyn, N.Y.)				

All broadcasts on CBS Sports Radio 610 and audio streaming on SJUHawks.com

CBSSN= CBS Sports Network; NBCSN= NBC Sports Network; SNY= SportsNet NY;
TCN= The Comcast Network; CSN= Comcast SportsNet; CSN+= Comcast
SportsNet (Pa.) and Comcast SportsNet Mid-Atlantic; OSN= Ocean State
Networks

Video= school's website for streaming or CI for CampusInsiders.com

SERIES HISTORY

SAINT JOSEPH'S vs. LA SALLE

All-Time Series: SJU 63-54

SJU Streak: 1 loss

First Meeting: 2/11/09, SJU 35-29

Last Meeting: 2/16/13, LS 76-64

Last SJU Win: 2/4/12, 70-66

Last LSU Win: 2/16/13, 76-64

Coach Martelli vs. LS: 15-9

Last 5 Games

2/16/13	L	64-76	P
2/4/12	W	70-66	P
1/27/11	L	72-76	P
3/6/10	W	74-59	H
2/14/09	L	68-75	P

Saint Joseph's has won two of the last six vs. La Salle, and dropped a 76-64 decision in 2013... A loss to the Explorers in 2008, snapped an eight-game winning streak for the Hawks... This is the first meeting at Gola Arena since March 3, 2001 (more on page 4)

STATISTICAL COMPARISON

	Saint Joseph's	La Salle
Overall Record	16-7	12-11
Conference Record	6-3	4-5
Home Record	9-3	8-3
Away Record	5-3	2-6
Neutral Record	2-1	2-2
Points per Game	71.1	69.3
Opponent Points per Game	68.2	68.9
Field Goal Pct.	.462	.414
Opponent Field Goal Pct.	.434	.434
3-Pt. Field Goals Made per Game	7.1	5.5
3-Pt. Field Goal Pct.	.379	.314
Opponent 3-Pt. Field Goal Pct.	.343	.324
Free Throws Made per Game	14.7	16.3
Free Throw Pct.	.628	.703
Rebounds per Game	36.5	36.2
Opponent Rebounds per Game	32.0	35.9
Assists per Game	13.7	12.5
Turnovers per Game	13.0	11.3
Opponent Turnovers per Game	10.7	12.1
Blocks per Game	4.5	3.8



PHIL MARTELLI Head Coach

Now in his 19th season as Saint Joseph's University head coach, **Phil Martelli** has built a program that is consistently one of the top in the conference, a perennial post-season participant and a key player on the national scene, while earning his place among the top coaches in the school's storied history. He has worked 29 years overall at SJU, including 10 seasons as an assistant coach.

Martelli is the Hawks' all-time leader in career victories with a mark of 354-244. He set the record with the victory over Morgan State on December 28, 2011, breaking the mark held by Bill Ferguson (309). Setting the school record for wins in a season (30) in 2004, Martelli has guided SJU to 20 or more victories seven times in the past 18 seasons, which is the most for any Hawks coach.

Martelli is the dean of Atlantic 10 coaches as the longest tenured coach currently in the league. He also ranks second all-time in the league in overall career victories, and with a 173-124 mark in Atlantic 10 play, owns the most conference wins for any active coach.

One of the more respected coaches in the game, he is currently the President of the NABC's Board of Directors and is a member of the NCAA Division I Men's Basketball Ethics Coalition.

The 2012-13 season saw an experienced Saint Joseph's squad reach the Atlantic 10 Quarterfinals and earn a second consecutive NIT bid, for the 11th postseason berth in Martelli's career. Among the highlights of the season was a win over nationally-ranked Notre Dame in the Coaches vs. Cancer Classic, a victory over local rival Temple and two wins over conference foe Xavier.

In 2011-12, Martelli and the Hawks became one of nine teams in the nation to win 20 games after losing 20 the previous season, and also returned to the postseason with an NIT bid. Saint Joseph's boasted a young and exciting squad, and one of the most balanced in school history, as five different players received Atlantic 10 honors, the most ever for the Hawks. SJU also scored two wins over Top 25 teams (Creighton and Temple) and Martelli became SJU's all-time leader in victories.

In 2010-11, Martelli guided the youngest squad in his career, which included three freshman starters. The Hawks made an exciting late-season run, earning a berth in the A-10 Tournament with a win in the final regular-season game, and won two games in the tourney to reach the semifinals. He reached two milestones with his 300th career victory (March 11) and his 150th conference win (March 5), while also coaching his 500th game and 250th A-10 contest.

Martelli faced a challenge in 2009-10 with a young and inexperienced squad that went 11-20, coming off a 2008-09 season that saw the Hawks go 17-15 for his ninth consecutive winning season. Among the highlights of '08-09 was Ahmad Nivins earning AP Honorable Mention All-America honors and becoming the third Hawk in six years to garner the Atlantic 10's Player of the Year Award. Nivins was also chosen by the Dallas Mavericks in the 2009 NBA Draft, becoming the third player coached by Martelli to be drafted.

The 2007-08 Hawks reached the Atlantic 10 Championship game for the third time in four years and earned the program's 19th bid to the NCAA Tournament, and Martelli's fifth. The 11th-seeded Hawks fell to sixth-seeded Oklahoma in the NCAA First Round, while ending the year at 21-13.

Martelli has been at his best when it counts the most as his 17 postseason wins (6 NCAA, 11 NIT) are the most in school history, ahead of Ramsay's 12. Martelli ranks first among Hawk coaches with a .608 postseason winning percentage (17-11) and has taken SJU to the postseason in nine of the last 13 years, and 11 times in his 18 seasons.

Martelli turned in another top-notch coaching performance in 2005-06, as the Hawks went from a 10-12 record to win eight consecutive games to reach the Atlantic 10 championship game for the second year in a row. SJU was rewarded with its sixth consecutive postseason bid, but saw the season come to an end in the NIT Second Round.

In 2004-05, Martelli turned in perhaps a more remarkable coaching job than in 2003-04 when he was the consensus National Coach of the Year. Faced with the loss of two NBA first-round draft picks, the 2004-05 Hawks struggled early on, but Martelli guided SJU to 21 wins in the calendar year of 2005 to finish 24-12. Saint Joseph's posted the conference's best record (14-2), won its fifth straight regular-season title to tie the league record, earned the A-10's top seed and reached the title game. He was named the Atlantic 10 Coach of the Year for the second straight season and the fourth time in his career. SJU made an exciting six-game run in the NIT, falling on a last-second shot in the championship game.

In 2003-04, Martelli guided a focused and unselfish squad that became the most com-

THE MARTELLI FILE

Career Record: 354-244 (19 years)
Atlantic 10 Record: 173-124
Postseason Record: 17-10 (overall); 6-5 (NCAA Tournament)

Birthdate: August 31, 1954

Hometown: Media, Pa.

Education: Widener University, 1976

Playing Career: Widener University, 1972-76

College Coaching Career: Head Coach, Saint Joseph's University, July 20, 1995 to present; Assistant Coach, Saint Joseph's, 1985-86 to 1994-95.

Family: Wife, Judy; children - Phil, Jr., Jimmy, Elizabeth; daughters-in-law Meghan and Julie; grandchildren Philip Stephen, Marra, Avery and Brynley

Honors: 2004 Consensus National Coach of the Year; Atlantic 10 Coach of the Year (2005, 2004, 2001, 1997); USBWA District Coach of the Year (2004, 1997); Philadelphia Big 5 Coach of the Year (2004, 1997, 1996); Honorary Doctorates - Widener University 2004, Cabrini College 2006, Immaculata University 2010.

elling story in college basketball. The Hawks went undefeated in the regular season, reached the pinnacle as the top-ranked team in the nation and earned the school's first-ever number-one seed in the NCAA Tournament, while advancing to the Elite Eight. Jameer Nelson was the consensus National Player of the Year and with teammate Delonte West, were both first-round selections in the NBA Draft. SJU opened the season ranked 12th in the polls and moved up throughout the year, taking the top spot on March 8, 2004, for the first time ever, while finishing fifth in the polls, for SJU's highest final ranking since 1966.

Martelli joined with Nelson to sweep the national coach and player awards, marking one of the few times in history that the top player and coach were from the same school. In addition to the national awards, he was the Atlantic 10 Coach of the Year for the third time and a repeat winner of the Big 5 Coach of the Year.

He served as head coach of the 2005 USA Under-21 World Championship Team, which finished in fifth place finish at the FIBA U21 World Championships.

A 1976 graduate of Widener, Martelli began his career on Hawk Hill with SJU's 1985-86 NCAA Tournament team. After 10 years as an assistant at Saint Joseph's, Martelli was named the 14th coach in school history on July 20, 1995, and just the third non-alumnus to follow in the storied tradition of SJU coaches.

Martelli burst onto the scene in his first season (1995-96) and took the squad to the NIT championship game. He followed that in 1996-97 with the Atlantic 10 regular season and tournament titles, along with a berth in the NCAA Sweet 16.

Prior to his arrival at SJU, Martelli spent seven years as head basketball coach at Bishop Kenrick High School and had a stint as assistant coach at Widener, helping guide the Pioneers to the 1978 NCAA Division III Final Four.

As a point guard at Widener, he was part of the NCAA Tournament teams in 1975 and 1976, and set the school's single season and career assist marks.

Martelli and his wife, Judy, a former basketball player with the national champion Immaculata College teams in the 1970s, have three children - Phil, Jr., Jimmy and Elizabeth. Phil, Jr. is an assistant basketball coach at the University of Delaware while he and Elizabeth are both Saint Joseph's graduates. The Martelli's have four young grandchildren, Philip Stephen, and Marra, who are the children of Phil, Jr., and wife Meghan, and newborn twins Brynley and Avery, who are the children of Jimmy and wife Julie.

MARTELLI YEAR-BY-YEAR (19 seasons)

YEAR	OVERALL			ATLANTIC 10			POSTSEASON
	W	L	PCT	W	L	PCT	
1995-96	19	13	.594	9	7	.562	NIT Runner-up
1996-97	26	7	.788	13	3	.812	NCAA Sweet 16
1997-98	11	17	.393	3	13	.187	
1998-99	12	18	.400	5	11	.312	
1999-00	13	16	.448	7	9	.437	
2000-01	26	7	.788	14	2	.875	NCAA 2nd Round
2001-02	19	12	.613	12	4	.750	NIT 2nd Round
2002-03	23	7	.767	12	4	.750	NCAA 1st Round
2003-04	30	2	.937	16	0	1.000	NCAA Elite Eight
2004-05	24	12	.667	14	2	.875	NIT Runner-up
2005-06	19	14	.575	9	7	.562	NIT 2nd Round
2006-07	18	14	.562	9	7	.562	
2007-08	21	13	.617	9	7	.562	NCAA 1st Round
2008-09	17	15	.530	9	7	.562	
2009-10	11	20	.343	5	11	.312	
2010-11	11	22	.333	4	12	.250	
2011-12	20	14	.589	9	7	.562	NIT 1st Round
2012-13	18	14	.562	8	8	.500	NIT 1st Round
2013-14	16	7	.696	6	3	.667	
Totals	354	244	.592	173	124	.583	5 NCAA, 6 NIT

@PhilMartelliSJU

LAST TIME OUT: **Langston Galloway** scored a game-high 24 points and **DeAndre' Bemby** added 18 as Saint Joseph's held off VCU, 69-62, at Hagan Arena. Galloway shot 8-for-14 from the field while **Halil Kanacevic** posted game-highs of 10 rebounds and seven assists. After a three by Kanacevic, Saint Joseph's took its biggest lead of the game, 63-50, on a dunk by Roberts off a lob from Bemby with 5:56 to play, VCU chipped away at the lead, running off 10 straight points to close to 63-60 with 2:56 to play. The teams then traded baskets, with Bemby hitting a layup at 1:28 to put SJU up 65-60, and then VCU scored with 1:15 left to cut the Rams' deficit to 65-62. After a Saint Joseph's miss, the Rams were stopped on the next possession as Kanacevic took a charge with 32.9 seconds to play. SJU then put the game away from the foul line with Galloway and **Chris Wilson** each hitting a pair in the final 25 seconds. Saint Joseph's, which was without sixth man **Papa Ndao** because of the flu, handled VCU's pressure defense from the start and the teams were close throughout the first half. With the game tied, 20-20, SJU scored six straight to take a 26-20 lead. The Hawks took their biggest lead of the first half, 34-24, on a three by Bemby at 1:29. VCU answered with a jumper from Johnson to cut SJU's lead to 34-26 at halftime.

THIS TIME LAST YEAR: La Salle shot 72.7 percent in the second half and its backcourt combined for 45 points to lead the Explorers to a 76-64 win over Saint Joseph's in an Atlantic 10 and Big 5 matchup at the soldout Palestra on Feb. 16, 2013. **Halil Kanacevic** shot 6-for-8 from the field to lead Saint Joseph's with 16 points while **Ronald Roberts** had his 12th double-double of the season with 13 points and 10 rebounds. **Langston Galloway** added 12 points and a season-high five steals. The Explorers expanded on a 29-24 halftime lead and the Hawks could only come within six points early in the half, despite connecting on 63.0 percent (17-for-27) of their field goal attempts. La Salle, which went 10-for-16 from three-point range in the game, took a 45-34 lead with 13:13 to play. The Hawks cut it to 48-41 on a three by Kanacevic, but La Salle came back and ran off five straight points to go up 53-41, for its biggest lead of the game. SJU's Galloway picked up a steal and converted the three-pointer to pull SJU within 53-44, but the Explorers would maintain close to a double-digit lead the rest of the way.

LAST MEETING HERE: The last time the two teams met here in Gola Arena was on March 3, 2001. It was one of the most memorable individual performances ever by a Hawk as Marvin O'Connor scored 18 points in 57.5 seconds, en route to a game-high and career-high 37 points. La Salle still pulled off the upset of the #18 Hawks, 91-90, which ended a 10-game winning streak for Saint Joseph's. O'Connor scored all but two points in a 20-11 run in the final minute, but La Salle hit its final 10 free throws to hold on for the win. O'Connor would go on to tie his career-high again a few weeks later in the NCAA Tournament vs. Stanford, when he scored a tournament-best 37 points in the Hawks' 90-83 loss.

CHANGE OF VENUE: This is the first meeting at Gola Arena since March 3, 2001 and just the second meeting on either school's campus since 1995-96, when La Salle became a member of the Atlantic 10. The Hawks and Explorers played at Hagan Arena on SJU's campus on March 6, 2010, which was a 74-59 Saint Joseph's win. The majority of meetings between the teams have been played at The Palestra. Prior to 2001, the last time SJU played on La Salle's campus (then Hayman Hall), was March 1, 1978.

LET'S GO AGAIN: The teams will meet again on March 9 at Hagan Arena, in the regular-season finale. That game will count in the Big 5 standings and will mark the first time since 2002-03 that the teams will have played twice in one season.

THE 600 CLUB: The game at Rhode Island on Wednesday, Feb. 19 will be the 600th game of **Phil Martelli's** head coaching career. Martelli currently has a school-record 354 wins in 19 seasons.

TOP ROOKIE: **DeAndre' Bemby** was named the Atlantic 10 Co-Rookie of the Week for Feb. 10, as he averaged 11.5 points and four rebounds per game in the Hawks' 1-1 week. Bemby scored 18 points and added six rebounds as the Hawks topped VCU, 69-62. He also added three assists and a game-high three steals in the win. It is the second weekly honor for Bemby as he was previously honored on Nov. 18.

KEY TO THE CITY: The Hawks are 2-2 against Philadelphia teams this season with wins over Penn and Drexel and losses to Temple and Villanova. Today's game does not count in the Big 5 standings.

BOUNCING BACK: **Langston Galloway** snapped out of a "slump" in which he had two consecutive games under double figures to score 24 points and lead SJU to the 69-62 win over VCU. The senior shot 8-for-14 from the field and went 5-for-6 from the foul line. He has scored 20-plus points 31 times in his career and has hit for double figures 90 times in 122 career games.

BIG-TIME BEMBRY: **DeAndre' Bemby** had a big-time game in Saint Joseph's win over VCU. The Hawks used the freshman to bring the ball upcourt against VCU's pressure and he scored 18 points on 8-for-13 shooting while grabbing six rebounds. Among the plays on his highlight reel were a three-pointer near the end of the first half that gave SJU a 10-point lead, and a lob pass to **Ronald Roberts** for an alley oop dunk that pushed the Hawks' lead to 13 points with 5:56 to play.

ALL-AROUND GUY: **Halil Kanacevic** is the only player to wear the Saint Joseph's uniform and amass over 1,000 points, 900 rebounds and 300 assists in his collegiate career. He currently has 1,036 points, 931 boards and 359 assists, totals which include his freshman at Hofstra.

ALL-TIME HAWK: **Langston Galloway** has moved up to fifth place on the Hawks' all-time scoring list with 1,770 points and is just 19 points out of fourth place and Ahmad Nivins' total of 1,789. The senior has already passed Hawk greats such as Mike Bantom, Maurice Martin, Norman Black, Clifford Anderson and Tony Costner.

CAREER SCORING

Name	Seasons	G	POINTS
1. Jameer Nelson	2000-04	125	2,094
2. Bernard Blunt	1990-95	119	1,985
3. Carl Jones	2009-13	126	1,845
4. Ahmad Nivins	2005-09	127	1,789
5. Langston Galloway	2010-	122	1,770

AN EPIDEMIC: Even the team's best free throw shooter, **Langston Galloway**, has fallen victim to the team's woes at the foul line at times. With a career shooting percentage of 80.8, Galloway leads the team this year hitting 78.2 percent. But in the nine games of conference play, Galloway is hitting 71.1 percent, while averaging 4.2 attempts per game.

START IT OVER: **Langston Galloway** saw his 16-game streak of double-figure scoring come to an end vs. UMass when he finished with seven points. He then had six points vs. Saint Louis to give him back-to-back games without double figures. The last time that happened was late last season, and the most consecutive games he has gone without double figures was a three-game streak in January, 2013. But the senior rebounded to score a game-high 24 points in the Hawks' win over VCU. He has tallied double figures in 90 of the 122 games of his career and in all but three games this season.

BALANCED ATTACK: A testament to the Hawks' balance came when SJU led #21 UMass by 16 points at halftime and leading scorer **Langston Galloway** didn't have a point. The senior played just 12 minutes in the first half as he was saddled with two fouls. Four of five Saint Joseph's starters are now averaging double figures, led by Galloway at 16.6 ppg. The Hawks have had four players score in double figures in 11 of 23 games this season.

AT THE LINE: Saint Joseph's has been consistent in its struggles from the foul line and **Phil Martelli** has tried everything to fix the problem - "We've done competitions. We've talked about it. We haven't talked about it. We shoot a lot of them. We don't shoot any. It's contagious, that's for sure." The Hawks are shooting 62.8 percent on the season and have shot under 60 percent 10 times, which includes a 40.0 percent effort at Richmond and a 35.7 percent performance at home against Duquesne. Here's a look at the game-by-game percentages:

FT Pct.

Drexel (W)	45.5
Loyola (W)	80.0
Boston Univ. (W)	80.0
Binghamton (W)	35.7
Denver (W)	56.5
UMass (L)	58.8
George Mason (W)	73.1
Duquesne (W)	35.7
Penn (W)	58.3
Rhode Island (W)	55.3
Richmond (L)	40.0
Dayton (W)	57.1
UMass (W)	62.5
Saint Louis (L)	60.0
VCU (W)	66.7

LONG-DISTANCE LEADER: **Langston Galloway** is now Saint Joseph's all-time leader in career three-pointers with 302. Galloway hit three three-pointers at Richmond to break the record of 294 held by Big 5 Hall of Fame inductee Pat Carroll (2001-05).

CAREER 3-POINT FIELD GOALS

Name	Seasons	G	3FG
1. Langston Galloway	2010-	122	302
2. Pat Carroll	2001-05	98	294
3. Darrin Govens	2006-10	124	244
4. Marvin O'Connor	1999-02	89	231
5. Jameer Nelson	2000-04	125	229

THREE-HEADED MONSTER: **Phil Martelli** joked that in the UMass game, **Halil Kanacevic** served as player, coach and referee - referring to the senior's vocal nature and the "help" he provided during the game to the SJU coaching staff and the officials.

AVOIDING THE WHISTLE: The Hawks have done a good job limiting their fouls this season and actually rank eighth in the nation with the fewest fouls per game (15.7). SJU's total of 361 personal fouls also ranks as the eighth best. **Phil Martelli** pointed out that **Halil Kanacevic** has done a good job lately in limiting his fouls and that's allowed the senior to stay on the court. Kanacevic, who is averaging 3.6 fouls per game, has played all 40 minutes in six games this year and in four of the last five.

LATE-GAME HEROICS: **Langston Galloway** banked in a three-pointer with 1.8 seconds to play to give the Hawks a 60-57 win at Dayton. It was the first game-winning shot of his SJU career.

HOLDING ON: Against UMass, Saint Joseph's shot 44.8 percent from the field and 62.5 percent from three-point range in the first half and held a 17-point lead with a minute to play. Up 41-25 at halftime, the Hawks

HONOR ROLL

DeAndre' Bembry	Atlantic 10 Rookie of the Week (2/9, 11/18)
Langston Galloway	Big 5 Player of the Week (1/20) Atlantic 10 Preseason All-Conference Second Team
Halil Kanacevic	Big 5 Player of the Week (1/13) Co-Player (2/1, 12/23)
Ronald Roberts, Jr.	Atlantic 10 Co-Player of the Week (12/2) Big 5 Player of the Week (12/30) Atlantic 10 Preseason All-Conference Second Team

HAWK LEADERS

(number of games led in each category; includes shared highs)

	Points	Rebounds	Assists	Steals	Blocks
Langston Galloway	11	1	1	6	2
Ronald Roberts	6	9	0	2	10
Halil Kanacevic	5	13	13	8	12
Chris Wilson	2	0	7	4	0
DeAndre' Bembry	1	3	3	8	5
Isaiah Miles	0	0	0	3	2
Daryus Quarles	0	0	0	1	0
Javon Baumann	0	0	0	1	1
Papa Ndao	0	1	0	0	1
Evan Maschmeyer	0	0	0	1	0

HAWK DOUBLES**Double-Figure Points**

	'13-14	Streak	Career
Langston Galloway	20	1	90
Ronald Roberts	15	--	63
DeAndre' Bembry	14	1	14
Halil Kanacevic	11	--	34
Chris Wilson	10	--	23
Isaiah Miles	2	--	2
Papa Ndao	1	--	1
Daryus Quarles	--	--	9

Double-Figure Rebounds

	'13-14	Streak	Career
Halil Kanacevic	8	1	26
Ronald Roberts	3	--	23

Double-Figure Assists

	'13-14	Streak	Career
Halil Kanacevic	2	--	3

Double-Doubles (pts-rebs)

	'13-14	Streak	Career
Halil Kanacevic	4	--	13
Ronald Roberts	2	--	20

Double-Doubles (rebs-asts)

	'13-14	Streak	Career
Halil Kanacevic	2	--	2

20+ Point Games

	'13-14	Streak	Career
Langston Galloway	8	1	31
Ronald Roberts	5	--	8
Halil Kanacevic	3	--	3
DeAndre' Bembry	1	--	1

cooled off and made just 1-of-5 from behind the arc and 36.4 percent from the field, allowing UMass to climb back into the game and tie it with 1:23 to play. Struggling from the foul line all year, the Hawks ironically won the game by making 6-of-8 free throws down the stretch, led by two from **Chris Wilson** and two from **Papa Ndao**.

FROZEN: Either the ice storm or the Saint Louis defense froze the Hawks' offense in the 65-49 loss to the Billikens. Saint Joseph's shot just 27.3 percent in the first half, and just 31.9 percent in the game. The Hawks had their worst effort of the season from the three-point line, going just 1-for-15.

IRON MEN: The Hawks' starters have logged a lot of minutes during A-10 play, with all five averaging over 34 minutes per game. **Halil Kanacevic** leads the way with 37.0 minutes and ranks second in the league in A-10 games only, while **Langston Galloway** is third with a 36.1 average. Galloway leads the squad in overall minutes per game with 34.8, a number that ranks fifth in the Atlantic 10.

REPEAT HONOREE: **Halil Kanacevic** was named the Philadelphia Big 5 Co-Player of the Week for February 3. It marks the third time this season that he's earned the Big 5 honor. The forward averaged 13.0 points, 8.5 rebounds and 4.0 assists and shot 55 percent from the field (11-for-20) from the field in the Hawks' 2-0 week. Kanacevic had a team-high 18 points in the 73-68 upset of #21 Massachusetts, while adding six rebounds and five assists. He shot 7-for-11 from the field and went 3-for-3 from the foul line. In the Hawks' last-second 60-57 win at Dayton, Kanacevic had eight points along with a team-high 11 rebounds and two blocked shots, connecting on 4-of-9 field goal attempts. He also surpassed 1,000 points and 900 rebounds for his career in that game, a total which includes his freshman season at Hofstra.

JOIN THE CLUB: **Ronald Roberts, Jr.** became the 51st Hawk to score 1,000 points vs. LSU on November 28. He now has 1,233 points rank 34th on the Hawks' all-time list and needs three points to pass Delonte West.

CAREER SCORING

Name	Seasons	G	POINTS
31. Pat Calathes	2004-08	127	1,251
32. Kurt Engelbert	1954-57	76	1,243
33. Delonte West	2001-04	89	1,235
34. Ronald Roberts	2010-	120	1,233

RON'S REBOUNDS: **Ronald Roberts** has 774 rebounds in his career, to rank 18th in SJU history. Here's where he stands on SJU's all-time list:

CAREER REBOUNDING

Name	Seasons	G	REBOUNDS
16. Rodney Blake	1984-88	16	818
17. John Connolly	1968-71	83	780
18. Ronald Roberts	2010-	120	774

STREAK ENDER: Despite the end of the four-game winning streak on Jan. 25, Saint Joseph's has still won 12 of the last 15 games, posting a 6-2 record in January. SJU's longest winning streak of the year was five games in December.

20-20: After just missing a triple-double at Penn, **Halil Kanacevic** was within one rebound of a 20-20 game at Richmond. The senior had 21 points and a career-high 19 rebounds in the loss. Classmate **Langston Galloway** has scored 20-plus points eight times this year, and 30 times in his career, which is one of the best numbers in the A-10.

RIGHTING THE SHIP: After consecutive losses to city rivals Temple and Villanova (30-point loss) in early December, Saint Joseph's has gone 12-3 since then and **Phil Martelli** credits the players for the turnaround. "These guys looked at each other and decided that if they kept coming

STATS BY HALF

Points	High: 60 at Loyola (1st) Low: 20 at Dayton (1st)
Rebounds	High: 28 vs. Binghamton (1st) Low: 11 vs. Creighton (2nd)
Assists	High: 18 at Loyola (1st) Low: 1 at Loyola (2nd)
FG%	High: 71.4% vs. Duquesne (1st) Low: 19.0% at Loyola (2nd)
3-pt FG%	High: 86.7% at Penn (1st) Low: 0.0% (8x) last vs. Saint Louis (2nd)
FT%	High: 100% at UMass (1st); at Loyola (1st) Low: 14.3% vs. Drexel (1st)

INDIVIDUAL HIGHS BY HALF

Points	24, Langston Galloway vs. Duquesne (1st)
Rebounds	13, Halil Kanacevic at Penn (1st)
Assists	8, Halil Kanacevic vs. Creighton (2nd)
Blocks	3, Ronald Roberts vs. Rhode Island (2nd)
Steals	5, Langston Galloway vs. Siena (1st)
FG Made	9, Langston Galloway vs. Duquesne (1st)
3-pt FG Made	6, Langston Galloway vs. Duquesne (1st)
FT Made	8, Langston Galloway vs. Rhode Island (2nd)

every day and kept themselves tight, then good things would happen. It was all of them. Not one guy wavered. I would say the strength of this group is the group and that's what they leaned on."

THEY'RE BACK: **Ronald Roberts, Jr.**, made his return to the starting line-up at Penn after missing the George Mason and Duquesne games with back spasms suffered at UMass. They were the first games in his career that Roberts missed, ending a consecutive-game streak of 113. **Isaiah Miles** was also back in action at Penn after missing three games (UMass, George Mason, Duquesne) due to a concussion suffered in the Denver game on Jan. 4.

LIGHTS OUT LANGSTON: **Langston Galloway** had the best offensive half of his career when he scored 24 points in the first half against Duquesne, as the Hawks built up a 30-point lead. The senior connected on 9-of-11 shots in the half, including 6-of-7 three-pointers to score 24 points in 19 minutes. He played just nine minutes the rest of the way as the Hawks held a comfortable lead. Galloway followed that with another top-notch shooting effort as he hit 6-of-7 threes, and 7-of-10 shots overall, to score 20 points in the win over Penn.

TRIPLE PLAY: **Halil Kanacevic** just missed the rare triple-double against Penn, falling one point short. The senior had nine points, 15 rebounds and tied his career-high with 12 assists. The last time a Hawk achieved a triple-double was Dwayne Jones versus St. Bonaventure on Feb. 19, 2005, when he had 11 points, 11 rebounds and 10 blocks.

BACK IN FORM: **Langston Galloway** has returned to the long-range shooting form from his sophomore season, when he was the top three-point shooter in the A-10 and ranked fourth in the nation with 46.6 percent. The senior is currently fourth in the A-10 with 43.5 percent and second with 2.9 three-pointers made. He ranks 19th in the nation in three-point percentage and 31st in threes made per game.

THE POINT FORWARD: **Halil Kanacevic's** unique passing ability for a forward allows the Hawk offense to often run through him. He has been SJU's leader in assists for the past two seasons and currently leads the team in rebounds (8.7) and assists (4.4), while ranking second in the A-10 in rebounds and fourth in assists.

ON THE SIDELINE: Kyle Molock will be sidelined for the rest of the year. The redshirt freshman reinjured his right knee in practice earlier this month and had successful surgery on February 7 to again repair the ACL of that knee, of which he previously had surgery in August 2012. The injury to his right knee that took place in August 2012, was the second on that knee for Molock, and the third knee injury overall. He was averaging 19.0 points through eight games as a senior at Dublin Coffman when he tore the ACL of his right knee in January 2012; in July of 2010, he suffered a severe injury to all of the major ligaments in his left knee, causing him to miss his junior year.

CITY SLICKERS: With Halil Kanacevic and Ronald Roberts having already earned Big 5 Player of the Week honors this season, it was Langston Galloway's turn. The senior earned the honor for Jan. 20 which was his first city honor of the season and fifth of his career. Galloway averaged 23.0 pts, 4.0 rebounds and 2.0 assists as SJU defeated Duquesne and Penn. He had one of the best shooting weeks of his career as he hit 68 percent (17-for-25) from the field and a blistering 70.5 percent (12-for-17) from three-point range.

FAB FROSH: DeAndre' Bembry is fourth on the team in scoring with 10.9 points per game. If he finishes the season averaging double figures, he will become the first freshman since Langston Galloway to do so. Galloway averaged 12.8 ppg in his rookie season (2010-11).

TAKING SHOTS: The Hawks scored 84 points on just 48 shots against Duquesne, with the point total obviously helped by a season-high 17 three-point field goals. But the amount of shots the Hawks have taken concerns Phil Martelli as he feels the team needs to take a least 60 shots per game. The Hawks got closer to Martelli's "magic number" at Penn, with 55 field goal attempts and then surpassed it in the loss at Richmond, with 70 attempts. Saint Joseph's averaged 50.6 field goal attempts and 18.5 three-point attempts in the eight games during the month of January.

GAME OF THREES: The Hawks have put on a few long-range shooting exhibitions this season, most recently with a season-best 17-for-27 (63.0 percent) effort in the win over Duquesne. It marked the most three-pointers made since a school-record 20 by the Hawks against Temple in the 2003-04 season. SJU has also hit 14 three-pointers in a game twice this year, against Binghamton and Creighton, and then made 15 in the win over Penn. The Hawks average 7.1 three-pointers made per game, a number which ranks as the third best in the A-10.

FACE THE NATION: At the start of this week, Langston Galloway ranked fifth in the nation among Division I active career leaders for three-point field goals, with his career total of 302. He also ranked 22nd in threes made per game (2.48) and 30th in three-point percentage (42.2). The top five in three-pointers made are:

Name, School	G	3FGM * stats as of 2/10
1. Travis Bader, Oakland	130	475
2. Akeem Richmond, E. Carolina	129	372
3. Sean Armand, Iona	127	321
4. Ethan Wragge, Creighton	137	306
5. Langston Galloway, SJU	122	302

AROUND THE A-10: Langston Galloway ranks third in the Atlantic 10 both in three-point percentage (43.5) and three-pointers made (2.7) and is sixth in scoring (16.6). Halil Kanacevic is second in rebounding (8.7) and fourth in assists (4.4) while Ronald Roberts is seventh in field goal percentage (55.9).

DEPTH PERCEPTION: The injuries to starter Ronald Roberts and sixth man Isaiah Miles emphasized the Hawks' lack of depth. At #19 UMass,

SJU was without Miles because of a concussion suffered in the Denver win. Then Roberts suffered back spasms early in the second half (17:05), which sidelined him for the rest of the game. Phil Martelli used only seven players in the rotation and seniors Langston Galloway and Halil Kanacevic played all 40 minutes. It marked the first time in his career that Kanacevic played all 40 minutes - although he did play 44 in an overtime win over Notre Dame last season. The Hawks were without Roberts and Miles at George Mason, but Papa Ndao made the start and contributed a career-high 13 points, and Galloway and Kanacevic logged 40 minutes again. SJU's starters all average over 30 minutes per game.

THE BIG THREE: Senior tri-captains Langston Galloway, Halil Kanacevic and Ronald Roberts, Jr., are the core of the Hawks' team and they currently account for 57 percent of SJU's scoring and 55 percent of the rebounding. There have only been three games in which the Hawks' leading scorer was not one of those three players.

PAPA'S PLAY: Phil Martelli said Papa Ndao has earned the role of sixth man with his play as of late. In the three games prior to the Rhode Island win, the junior made his last 7-of-8 three-point attempts and 9-of-10 total shots. He is averaging 19 minutes played in the past seven games and hit two crucial free throws with 12 seconds to play in the win over Massachusetts. He was unavailable for the VCU game because of the flu.

NOW'S THE TIME: Papa Ndao stepped up in a big way at George Mason, replacing Ronald Roberts in the starting lineup. The junior made the sixth start of his career and responded with a perfect shooting game to score a career-high 13 points. It marked his first time in double figures as he went 4-for-4 from the field, making three three-pointers, and hitting two free throws in the final minute. Ndao played a career-high 37 minutes - his previous high was 20 minutes. He also started the Duquesne game and grabbed a team-high seven rebounds.

THE HAWK WILL NEVER DIE: The Saint Joseph's Hawk mascot has been named the best college basketball tradition by NCAA.com in its rankings of the top five traditions. Ranking behind the Hawk are: 2- Kansas' "Rock Chalk, Jayhawk" chant; 3- the "Frisbee Cheer" at UCLA; 4- Duke's "Krzyszewski-Ville" when students camp out for the game with North Carolina; and 5- Wake Forest's "Rolling the Quad" with streamers of white tissue.

TEN YEARS AFTER: It's hard to believe but this season marks the 10th anniversary of Saint Joseph's memorable 2003-04 season, in which the Hawks went 27-0 during the regular season, and 30-2 overall, earned a number-one seed in the NCAA Tournament and reached the Elite Eight, while coming within two points of a Final Four berth. Jameer Nelson and Phil Martelli were the consensus National Player of the Year and National Coach of the Year, respectively, while creating a season on Hawk Hill for the record books.

EVERYBODY INTO THE ACT: All 12 players who were dressed for the game saw action vs. Duquesne. Redshirt freshman Javon Baumann notched career-highs of eight points and five rebounds; Daryus Quarles had a season-high nine points; and senior walk-on Colin Kelly scored his first career points.

COMING BACK: The Denver win marked the second time in three games in which the Hawks fought back from an 11-point deficit to earn the victory. SJU trailed BU by 11 with 18:52 to play in the second half and earned a 73-67 win. Against Denver, the Hawks trailed by 11 points mid-way through the first half and picked up the 53-52 win.

WINNING WITH WILSON: Point guard **Chris Wilson** scored in double figures four times during the five-game winning streak. Wilson had 11 points against Drexel, 17 at Loyola and tied his career-high with 19 in the win over BU. He shot a career-best 7-for-14 from the field vs. BU, while making 3-of-6 three pointers. He then added 13 points vs. Binghamton.

DEE-FENSE: SJU relied on its defense to get it back into the BU game. The Hawks held the Terriers without a field goal for 9:30 of the second half as they erased an 11-point deficit in the 73-67 win. In the next win, Saint Joseph's shut down Binghamton, limiting them to just 44 points.

ON THE MARK: **Ronald Roberts** ranks second in SJU history in career field goal percentage, converting 55.7 percent from the field (478-858). Ahmad Nivins, who was the 2009 A-10 Player of the Year, is the all-time leader with 62.7 percent.

TALE OF TWO HALVES: Saint Joseph's had two completely different halves at Loyola, and despite leading by as much as 37 points, held on for an 88-77 win. During the first half, the Hawks shot a blistering 64.5% (20-31) from the field, including 8-of-12 from three-point range, and hit on all 12 of their free throw attempts. The 60 points scored was short of the school record of 69 registered in 1971. In the second half, Loyola outscored SJU 53-28 and held the Hawks to just four field goals (4-of-21) and 28 points.

STREAK STATS: During the five-game winning streak in December, the Hawks outscored their opponents, 72-59. The Hawks hit 40.9 percent from three-point range, while holding the foes to 23.0 percent shooting. SJU also maintained a +10.6 rebounding margin.

ODD OCCURRENCE: **Halil Kanacevic** went without an assist against Denver. It was the first time since the Butler game on Jan. 9, 2013 that the Hawks' leader in assists did not register one. In the Denver game, however, the Hawks missed 21 shots in the first half.

FOUR FOR FOUR: **Langston Galloway** could become the first Hawk to lead the team for all four years in each of two categories - minutes played and three-point percentage. The senior is currently averaging a team-high 34.8 minutes played per game, and leads the squad in three-point percentage (.435). No Hawk has led either of those categories for all four years.

HAWKS VS. THE TOP 25: The win over #21 UMass was Saint Joseph's first win over a ranked opponent this season and the first since an overtime win over #20 Notre Dame on Nov. 16, 2012. It was the first Top 25 win at Hagan Arena since an 82-72 win over #22 Temple on Feb. 25, 2012. SJU now owns a 4-7 record against ranked teams in the last three years, counting this season.

POMP AND CIRCUMSTANCE: **Langston Galloway**, **Halil Kanacevic** and **Eric Kindler** became Saint Joseph's graduates on December 17, which was the end of the first semester. All three players finished the coursework for their degrees. Kanacevic earned his bachelor's in communications, Galloway received his in sports marketing and Kindler earned a degree in theology. Coach **Phil Martelli** said it was the first time in his career that he had that many players graduate in December. Both Galloway and Kanacevic will both exhaust their eligibility at the end of this season. Kindler will have one year remaining as he transferred to Saint Joseph's in his sophomore year but did not play basketball.

HAPPY HOMECOMING: **Isaiah Miles** put together a career-best game vs. Loyola in his hometown of Baltimore. The sophomore scored 11 points

in the first half en route to a career-high 17, in just 12 minutes of action. He hit on 4-of-5 shots from the field and made all eight free throw attempts. He then had his second double-figure effort in three games when he scored 11 points in the win over Binghamton.

DOING IT ALL: **Halil Kanacevic** fills the boxscore unlike any other player. He had a double-double against Creighton with 10 rebounds and 10 assists, which was the first of his career in those categories. That came after a 12-point, 11-rebound, 8-assist effort in the win over Marist. Then there was the career game - 27 points, 14 rebounds, 4 assists, 2 blocks - in the win over Drexel. Against #19 UMass, the senior had 19 points, 13 rebounds and six assists. **Phil Martelli** said of the senior, "He may not be our best player but he's our most indispensable player. I tried to get some different guys in (vs. Creighton), but then you realize you just have to put him back in."

DYNAMIC DUO: **Halil Kanacevic** and **DeAndre' Bembry** combined for 45 of the Hawks' 75 points in the win over Drexel, and had nearly as many as the Dragons scored in the game (55). The duo combined to shoot 19-for-24 from the field.

HAIL HALIL: **Halil Kanacevic** was named the Big 5 Co-Player of the Week for Dec. 23 after he had a career game to lead the Hawks to the win over Drexel. The senior had a career-high 27 points and added 14 rebounds for the 12th double-double of his career. He also led the team with four assists and two blocks while shooting a personal best 12-for-13 from the field. **Phil Martelli** said, "Halil was the way he had practiced and the way he had talked. He was really emphatic with his teammates about getting their heads up and moving on to the next challenge." It was the first Big 5 honor of his career and he earned it again on Jan. 13 and Feb. 3.

THE DUNK CONNECTION: **Halil Kanacevic**, the team's leader in assists, has a knack for finding **Ronald Roberts** around the rim. Kanacevic assisted on three of Roberts' five dunks in the Washington State game and has a total of 21 assists on dunks this season, mostly to Roberts.

ROCK OF AGES: This year's squad is one of SJU's most experienced teams in recent years. The average age of the starting five is 21.2 years old and the top six are the same when you add in **Daryus Quarles**. Three Hawks - **Langston Galloway**, **Ronald Roberts** and **Halil Kanacevic** - have each played over 110 games in their college careers.

LOOK AT LANGSTON: Against Siena, **Langston Galloway** scored a season-high 27 points and connected on six three-pointers, a number he has since reached five times this year. Galloway's career-high of three-pointers is seven, which he achieved against Fordham in 2011-12. The senior has scored double figures in all but three games this year and tops the team with 16.6 ppg.

BIG IN THE BIG 5: **Ronald Roberts** was named the Big 5 Player of the Week for Dec. 30 after his 19-point performance in the Hawks' win over BU. It is his first Big 5 honor of the season and second time in his career.

FAB FROSH: **DeAndre' Bembry** has impressed with his play. The freshman scored 18 points, his second highest total of the year, against Drexel. He is averaging 10.9 points on the season and is shooting 44.6 percent from the field.

RAVING ABOUT RON: **Phil Martelli** had this to say about **Ronald Roberts** after the LSU game: "Ron has worked at his game. He's been the Most Improved Player as voted by the coaching staff for three years in a row.... And he'd even be a candidate for this year. But what Ron will probably

tell you after tonight is that he had three turnovers. I'm happy for him, he's the product of a really great family. He and (asst. coach) Dave Duda have worked on his game every day to try to get better."

FIRST HONOR: **DeAndre' Bembry** was named the Atlantic 10 Rookie of the Week for Nov. 17. He averaged 14.0 points, 3.5 rebounds and 3.0 assists as the Hawks went 1-1 on the week, while connecting on 54.5 percent from the field and 55.6 percent from three-point range.

CALLING ON CHRIS: **Chris Wilson** was one point shy of his career-high against Creighton when he tallied 18 points by converting 6-of-11 from three-point range. It marked the second time in his career that Wilson connected on six three-pointers in a game - the first was when he achieved a career-high 19 points against Notre Dame in 2012-13. He also had a 17-point game at Loyola, converting 4-of-5 from the field, and 3-of-4 from three-point range.

ABOUT BEMBRY: **Phil Martelli** likes what he has seen this season from freshman **DeAndre' Bembry**: "DeAndre' is a player beyond his age. He's got a really nice way about him and really takes in what you give him."

SEEING DOUBLE: **Halil Kanacevic** now has a team-high four double-doubles - including one in rebounds (10) and assists (10) vs. Creighton. **Ronald Roberts** led the Hawks last season with 13 double-doubles on the year and he has two so far, against Marist and Washington State.

ON THE REBOUND: **Halil Kanacevic** and **Ronald Roberts** provide the Hawks with a solid rebounding tandem. Kanacevic is averaging 8.7 boards and 6.5 defensive rebounds per game while Roberts is grabbing 7.2 boards and 4.3 defensive rebounds. Kanacevic has notched double figures in rebounds eight times this season. SJU's team rebounding margin stands at +4.5, which is the third best number in the A-10.

SERVING THE COMMUNITY: **Chris Wilson** was one of 70 NCAA Men's Division I nominees for the Allstate NABC Good Works Team. The award, now in its second year, recognizes a select group of college basketball student-athletes who have made significant contributions to the greater good of their communities through volunteerism and civic service. Willson has participated in numerous Saint Joseph's community service projects, has volunteered at his church in Philadelphia and at home in Fayetteville, N.C. Teammate **Langston Galloway** was named to the inaugural team last year and made a trip to the 2013 NCAA Final Four.

FROM THE START: Freshman **DeAndre' Bembry** was the first freshman in SJU's starting lineup on opening day since 2010-11 when the trio of **Langston Galloway**, **Daryus Quarles** and C.J. Aiken each started their first collegiate game.

RON'S WEEKEND: **Ronald Roberts, Jr.**, was named the Atlantic 10 Co-Player of the Week for Dec. 2. It was the second time in his career that he received the conference's weekly award. He was also selected to the 2013 Old Spice Classic All-Tournament Team as he helped the Hawks to wins over Siena and Washington State by averaging 20 points, 7.0 rebounds and 1.7 blocks in SJU's three games in Orlando.

ENJOYING THE RIDE: On a number of occasions, **Phil Martelli** has said that he enjoys coaching this group. After the Creighton game, he elaborated, "I have a really great team. Now there are basketball pieces missing. But these guys, you can't wait to get to work with them in every aspect. The way they're perceived on campus and in recruiting is great."

VIVA ITALIA: Saint Joseph's got a jump on the season when it traveled to Italy in August for a 10-day, four-game tour. The Hawks visited Rome, Florence, Venice and Lake Como and posted a 4-0 record on the trip. It marked the second time that **Phil Martelli** took SJU to Italy, with the last trip coming in 1999.

DEAN OF COACHES: This is **Phil Martelli's** 19th season at the helm of the Hawks, and he is SJU's all-time leader in career victories with a 354-244 record. He notched his 350th win on Jan. 18 vs. Penn. He is the longest tenured coach in the Atlantic 10 (19 years) and is now second on the conference's list for all-time career victories (353), behind John Chaney of Temple (516). Martelli is currently serving as the president of the National Association of Basketball Coaches (NABC).

SIGN THEM UP: Saint Joseph's had four high school standouts - James Demery, Markell Lodge, Shavar Newkirk, and Obi Romeo - sign National Letters of Intent during the early signing period. Demery is a 6-6 wing player from Northside Christian Academy in Charlotte, N.C. He averaged 16.8 points and 4.2 steals last season as his team won its second straight Independent School 2A state title. Lodge, originally from Virginia, is a 6-7 wing at Pace Academy in Carrboro, N.C., who is known for his tremendous athleticism and leaping ability. Newkirk is a 6-0 point guard from Cardinal Hayes High School in Bronx, N.Y. Considered one of the top point guards in New York City, he helped Cardinal Hayes to the CHSAA Semifinals in 2012. Romeo, a 6-foot-10 forward with a 94-inch wingspan, is originally from Nigeria and has been in the United States for the past three years, attending Greenbrier East High School in West Virginia. He averaged 10 points and 13 rebounds last season for the team that went 20-5.

IN MEMORY: **Halil Kanacevic** changed his uniform number this year to 45 (from 21) in memory of his uncle, Rizo Popovic, who passed away during the 2012-13 season at the age of 45. Kanacevic explained, "It's one of the most selfish things you think of, as a player, when you're growing up. You get a certain number, you get infatuated with it...I've seen kids get into fights over a jersey number. My thing was, let me be unselfish about that and actually give meaning to it. I know what that number means, I know what it represents, I chose it for personal reasons, not a selfish reason. I felt like I needed to do it."

HOME SWEET HOME: This marks the fifth season of Michael J. Hagan '85 Arena. The arena was dedicated in October 2009 after a two-year expansion and renovation of Alumni Memorial Fieldhouse, which was the home of the Hawks since 1949. Saint Joseph's owns a 42-23 record in the five seasons of Hagan Arena, but a 361-105 overall record in 63 years of Hagan Arena/Alumni Memorial Fieldhouse. SJU is 9-3 on its home court this season.

STRENGTH OF SCHEDULE: Saint Joseph's non-conference schedule is ranked as the second toughest in the A-10, behind VCU's. Other non-conference foes of note on the Hawks' schedule are Creighton, Villanova, Temple and Vermont.

CAPTAINS OF THE SHIP: **Langston Galloway**, **Halil Kanacevic** and **Ronald Roberts, Jr.**, are serving as tri-captains this season.

WATCHING THE HAWKS: Saint Joseph's will have 21 games televised this season, including 13 national television appearances, which is the most ever for the Hawks. (full schedule on page 2)

VETERAN GROUP: The Hawks have a core group with four players who held starting roles last season - **Langston Galloway**, **Ronald Roberts, Jr.**, **Chris Wilson** and **Halil Kanacevic** - along with another senior - **Daryus Quarles** - who has started 67 games in his career. Galloway and Roberts were the only two players to start all 32 games for the team in 2013. Wilson made 23 starts and led the team in assists with 112 and 3.5 per game while averaging 6.5 points. Kanacevic, who played in 26 games with 14 starts, averaged 8.5 points and 7.2 rebounds and also handed out 3.5 assists. Quarles was a starter his first two seasons in saw action in 29 games last year, mostly in a reserve role.

WAITING IN THE WINGS: Freshman forward **Jai Williams**, from Philadelphia Electrical and Technical Charter School, earned All-Public League Fourth Team honors is expected to redshirt the season to further his development. **Aaron Brown**, a 6-5 guard, transferred to SJU from West Virginia this summer and will sit out the year due to NCAA transfer rules. He was the Delaware County Player of the Year in 2010 for nearby Penn Wood High School and will have two years with the Hawks beginning in 2014-15.

CRADLE OF COACHES: The Saint Joseph's coaching connection is an impressive one. A total of seven Saint Joseph's graduates have gone on to become head coaches in the NBA, and SJU is tied with Illinois for second on the list of universities with alums that have served as NBA head coaches. Indiana tops the list with 11 graduates that have coached in the league. Jim O'Brien was the most recent NBA head coach, and his last year with the Indiana Pacers was in 2010-11. Below is the list of former Hawks who have held positions as NBA head coaches:

Player (Class)	NBA Teams	W-L (yrs.)
Jack Ramsay ('49)	Phila., Buf., Port., Ind.	864-783 (21)
Jim Lynam ('63)	L.A. Clippers, Phila., Wash.	328-392 (10)
Matt Guokas ('67)	Phila., Orlando	230-305 (7)
Paul Westhead ('61)	L.A. Lakers, Chicago, Denver	183-224 (6)
Jack McKinney ('57)	L.A. Lakers, Indiana	135-205 (5)
George Senesky ('43)	Philadelphia	119-97 (3)
Jim O'Brien ('74)	Indiana, Phila., Boston	303-327 (8)

PRESEASON PICK: Saint Joseph's was voted to finish fifth in the Atlantic 10 Preseason Poll, as voted on by media and the league's coaches. The Hawks finished in a tie for eighth place last year with an 8-8 record.

A LOOK BACK: Last year's squad went 18-14 and earned its second consecutive NIT bid, for the 11th postseason berth under **Phil Martelli**.

KEEPING IT IN THE FAMILY: **Phil Martelli's** staff consists of three former Hawk players. Assistant coach **Mark Bass** was a junior on Martelli's first team in 1995-96, and then was a senior on the squad that reached the NIT Final in 1997. Assistant coach **Geoff Arnold** played for the Hawks from 1982 to 1986, and was a member of the 1986 Atlantic 10 championship team. Arnold was a member of Martelli's coaching staff for one season in 1995-96, and then returned to Hawk Hill at the start of the 2008-09 season. Director of basketball operations **Rob Sullivan** was a member of the 2004 Elite Eight team.

NEW YORK, NEW YORK: The Atlantic 10 Championship will be held at the Barclays Center in Brooklyn from March 12 to 16. The championship game is set for March 16 at 1 p.m. with the telecast on CBS.

LOOKING AHEAD: Saint Joseph's goes on the road to Rhode Island on Feb. 19 for the second meeting of the year with the Rams and then returns home for two in a row - against Fordham on Feb. 22 and Dayton on Feb. 25.

HAWKS IN THE A-10 STATS

(thru games of Feb. 10)

	Category	All	A-10
DeAndre' Bembry	Scoring	--	26th
	Rebounding	--	--
	Def. Reb.	--	--
	Minutes	--	--
L. Galloway	Scoring	6th	11th
	FT Pct.	8th	--
	3-Pt. Pct.	4th	--
	3-Pt. FGM	2nd	4th
	Minutes	5th	3rd
Halil Kanacevic	Scoring	--	17th-T
	Rebounding	2nd	4th
	Assists	4th	4th
	FG Pct.	9th	3rd
	Blocks	7th	13th
	Ast/TO Ratio	9th	13th
	Def. Reb.	2nd	3rd
	Off. Reb.	--	12th-T
	Minutes	--	2nd
Ronald Roberts	Scoring	15th	24th
	Rebounding	8th	14th
	FG Pct.	7th	--
	Blocks	10th	5th
	Off. Reb.	5th	5th
	Def. Reb.	12th	--
Chris Wilson	Assists	13th	12th
	3-Pt. Pct.	--	--
	3-Pt. FGM	--	--
	Ast/TO Ratio	--	14th
	Minutes	--	--
TEAM	Category	All	A-10
	Scoring Off	8th	12th
	Scoring Defense	5th	4th
	Scoring Margin	8th	6th
	FT Pct.	13th	13th
	FG Pct.	4th	4th
	FG Pct. Defense	7th	6th
	3-Pt. FG Pct.	2nd	6th
	3-Pt. FG Made	3rd	4th
	3-Pt. FG Pct. Def	11th	9th
	Reb. Offense	7th	9th
	Reb. Defense	2nd	4th
	Reb. Margin	2nd	5th
	Blocked Shots	4th-T	3rd-T
	Assists	6th	6th
	Steals	13th	10th-T
	Turnover Margin	13th	12th
	Ast/TO Ratio	9th	10th

FREE THROW SHOOTING**Final 5:00 of game (regulation only)**

Player	FTM	FTA	Pct.
Evan Maschmeyer	6	6	1.000
Isaiah Miles	2	2	1.000
Papa Ndao	8	8	1.000
Brendan Casper	2	2	1.000
Langston Galloway	26	38	.684
Chris Wilson	15	23	.652
DeAndre' Bembry	6	10	.600
Halil Kanacevic	8	14	.571
Ronald Roberts	14	28	.500
Colin Kelly	1	2	.500
Javon Baumann	2	5	.400
Daryus Quarles	1	4	.250
Eric Kindler	0	1	.000
Team	91	143	.636

Final 1:00 of game (regulation only)

Player	FTM	FTA	Pct.
Isaiah Miles	2	2	1.000
Papa Ndao	6	6	1.000
Evan Maschmeyer	2	2	1.000
Chris Wilson	11	14	.786
Langston Galloway	16	21	.762
Ronald Roberts	5	9	.556
DeAndre' Bembry	3	6	.500
Halil Kanacevic	3	4	.750
Colin Kelly	1	2	.500
Daryus Quarles	1	4	.250
Eric Kindler	0	1	.000
Team	50	71	.704

DUNKS

Player	Dunks
Ronald Roberts	34
Halil Kanacevic	10
DeAndre' Bembry	10
Langston Galloway	9
Javon Baumann	1
Daryus Quarles	1
Papa Ndao	1

Assists on Dunks

Player	Passes	Lob Passes
Halil Kanacevic	16	5
DeAndre' Bembry	8	1
Langston Galloway	3	1
Chris Wilson	5	0
Evan Maschmeyer	0	1

THE LAST TIME . . .

SAINT JOSEPH'S . . .

Won in overtime	79-70 vs. Notre Dame, 11/16/12
Lost in overtime	92-86 at #22 VCU, 1/17/13
Won in double overtime	83-81 over Lafayette, 12/29/00
Lost in double overtime	98-93 at St. Bonaventure, 2/29/12
Won in triple overtime	92-86 over Rhode Island, 1/10/09
Played a Top 10 opponent	97-89 loss to #3 Villanova, 12/9/09
Played a ranked opponent	73-68 win over #21 Massachusetts, 2/1/14
Defeated a Top 10 opponent	71-66 win over #8 Xavier, 3/6/08
Defeated a Top 25 opponent	73-68 win over #21 Massachusetts, 2/1/14
Was ranked in the Top 25	#5 by AP and ESPN/USA Today, 4/7/04
Won by 50 points or more	114-63 (51 pts) over St. Bonaventure, 1/24/04
Won by 40-49 points	82-42 (40 pts) over Penn, 1/19/08
Won by 30-39 points	81-44 (37 pts) over Rhode Island, 3/6/13
Won by 20-29 points	85-68 (27 pts) over Penn, 1/18/14
Scored 100 points or more	114-63 win over St. Bonaventure, 1/24/04
Scored less than 50 points	52-40 loss at Charlotte, 3/9/13
Shot 60 percent or better	64.6% vs. Duquesne, 1/15/14
Shot 50-59 percent	56.4% at Penn, 1/18/14
Shot under 30 percent	29.2% at Charlotte, 3/9/13
Made 10 or more 3-point field goals	16 at Penn, 1/18/14
Did not make any 3-point field goals	0 vs. Massachusetts, 2/26/09
Totaled 50 or more rebounds	50 at St. Bonaventure, 1/14/09
Had less than 25 rebounds	19 at La Salle, 2/16/13
Totaled 20 or more assists	24 at Penn, 1/18/14
Had 20 or more turnovers	22 vs. Duquesne, 1/15/14
Had 15 or more steals	15 vs. Lehigh, 12/20/09
Had 10 or more blocks	10 at Duquesne, 1/12/13
Had 4 players in double figures	vs. #21 Massachusetts, 2/1/14
Had 5 players in double figures	vs. Notre Dame, 11/16/12

A SAINT JOSEPH'S PLAYER . . .

Scored 40 or more points	47, Tony Costner vs. Alaska-Anchorage, 12/30/83 **
Scored 30 or more points	32, Carl Jones vs. Iona, 12/28/12
Scored 25-29 points:	26, Langston Galloway vs. Duquesne, 1/15/14
Scored 20-24 points:	24, Langston Galloway vs. VCU, 2/8/14
Made 8 or more 3-point field goals:	8, Pat Carroll vs. Duquesne, 2/5/05
Made 10 or more free throws:	10, Carl Jones vs. VCU, 3/15/13
Attempted 15 or more free throws:	16, Ronald Roberts vs. Notre Dame, 11/16/12
Attempted 20 or more field goals:	21 (6 made), Tasheed Carr vs. Temple, 3/12/09
Had 10-19 rebounds:	10, Halil Kanacevic vs. VCU, 2/8/14
Had 20 or more rebounds:	20, Ahmad Nivins vs. Rhode Island, 1/10/09
Had 10 or more blocks:	10, Dwayne Jones vs. St. Bonaventure, 3/19/05
Had 5-9 blocks:	5, C.J. Aiken at Saint Louis, 2/27/13
Had 5 or more steals:	5, Langston Galloway vs. Siena, 11/29/13
Had 10 or more assists:	12, Halil Kanacevic at Penn, 1/18/14
Had a double-double:	Halil Kanacevic (21 pts, 19 rebs) at Richmond, 1/25/14
Had a triple-double:	Dwayne Jones (11 pts, 11 rebs, 10 blk) vs. St. Bonaventure, 2/19/05
Played 40 minutes (in regulation):	Halil Kanacevic vs. VCU, 2/8/14

AN OPPONENT . . .

Scored less than 50 points	44 by Binghamton, 12/31/1
Scored less than 40 points	35 by Yale, 11/12/12
Shot under 30 percent	29.0% by Rhode Island, 3/6/13
Shot 60 percent or better	60.9% by Western Kentucky, 11/12/10
Scored 100 points or more	104 by Iona, 11/23/11

** Denotes school record

HAWKS BY THE NUMBERS

SJU's Record in Games....

Decided by 5 points or less	6-2
Decided by 6-10 points	4-1
Decided by 11 points or more	6-4
Decided in overtime	0-0
Played during the day	5-1
Played at night	11-6
Televised	10-7
Home	9-2
Away	5-2
Neutral	2-1
In November	4-2
in December	3-2
in January	7-2
in February	2-1
In white uniforms	10-2
In crimson uniforms	5-3
In gray uniforms	1-2
When winning the opening tip-off	13-3

SJU's Record When Scoring....

Less than 60 points	1-1
60-69 points	4-5
70-79 points	7-1
80-89 points	4-0
90-99 points	0-0

SJU's Record When Allowing....

Less than 60 points	5-0
60-69 points	8-2
70-79 points	2-2
80-89 points	1-2
90-100 points	0-1

SJU's Record When....

Leading at the half	10-2
Trailing at the half	6-5

SJU's Record When Shooting...

50% or better	6-0
Less than 50%	10-7
Better than opponent	12-1
Worse than opponent	3-6

SJU's Record When...

Outrebounding opponent	11-2
Outrebounded by opponent	4-5
Equal rebounds	1-0
Committing fewer TOs than opponent	5-1
Committing more TOs than opponent	11-5
Committing equal TOS	0-1
Committing 14 or fewer TOS	13-4
Committing 15 or more TOS	3-3
Galloway scores double figures	15-5
Roberts scores double figures	10-5
Kanacevic scores double figures	7-6
Bembry scores double figures	10-5
Four players score double figures	7-4
Five players score double figures	0-0

MISCELLANEOUS STATS

Largest winning margin: 27 vs. Binghamton
Largest lead in a game: 38 at Penn
Largest margin of defeat: 30 vs. Villanova
Largest deficit in a game: 30 vs. Villanova
Largest deficit overcome to win: 12 vs. Boston U.
Largest winning margin lost: 7 vs. Villanova

THE HAWK

The Saint Joseph's Hawk mascot has been flapping its wings for 57 years. One of the most famous mascots in college sports, the Hawk is best known for staying in constant motion by flapping its wings throughout every basketball game and representing the Saint Joseph's motto, "The Hawk Will Never Die".

The Hawk mascot was named the "Best College Basketball Tradition" by NCAA.com in 2014.

The idea for the Hawk as a mascot was originated by Jim Brennan during the 1954-55 season. Brennan, an ex-Marine and SJU cheerleader, at first wanted to secure an actual hawk, but later switched to the costume idea. The student government raised the 120 dollars needed to buy the initial costume, which Brennan donned for three years. He made his debut as the Hawk on January 4, 1956, a 69-56 win over La Salle at the Palestra. The Hawk has not missed a men's basketball game since that first season.

In addition to the constant flapping, the Hawk is also recognized by its "flying" in figure eights around the court during timeouts. The constant motion, coupled with the scrappy play of the University's athletic teams, helped to spawn the school's familiar slogan "The Hawk Will Never Die!" A few years ago, ESPN used a "flap-o-meter" on the national telecast of a Saint Joseph's game to estimate that the Hawk flaps its wings 3,500 times during a regulation game.

The Hawk is unique because it is one of the few mascots in the nation that travels to every game, and the student who holds the position gains a tuition scholarship. The student, who is selected through an interview process during the previous spring semester, also serves as a team manager for the men's basketball team and travels with the squad.

Ian Klinger, the 35th student to wear the wings, is the Hawk mascot for the second consecutive season. He is a senior finance and accounting major from Millersburg, Pa.



SAINT JOSEPH'S

The corporate title of "Saint" Joseph's University, which has been in place since Saint Joseph's was granted university status by the Commonwealth of Pennsylvania in 1979, is now the public title of the institution for all aspects of its operations.

Official reference: Saint Joseph's University
Saint Joseph's

Acceptable in headlines or informal references:
Saint Joseph's
SJU
St. Joe's

UNACCEPTABLE: St. Joseph's

**For articles on the Hawks, go to
"Hawks in the News" on SJUHawks.com**

<http://tinyurl.com/HawksintheNews>

Media Guide Online at SJUHawks.com

<http://tinyurl.com/SJUMediaGuide>

ON THE AIR

TV: Saint Joseph's will again have a strong presence on television in 2013-14, with a total of 21 games scheduled for coverage, including 13 national broadcasts. (Complete schedule on page 2)

RADIO: Saint Joseph's University and CBS Sports Radio 610 AM (WIP) are in the third year of the partnership to broadcast every Hawk game. The Saint Joseph's Sports Network team of **Matt Martucci** and **Joe Lunardi** will provide the play-by-play and color commentary. Martucci, a 2006 Syracuse University graduate, is in his fifth year as full-time play-by-play announcer. Lunardi, in his 24th year on the Hawks' radio broadcasts, is the associate vice president for marketing at Saint Joseph's, and is a college basketball analyst for ESPN.com with his popular "Bracketology" column. Games can also be heard via audio streaming free of charge on www.SJUHawks.com. CBS Sports Radio 610 will also be the home of Phil Martelli's "HawkTalk" radio show, which will air once a week from 6 to 7 p.m. beginning on January 6.

VIDEO STREAMING: This season, live video broadcasts of many SJU games will be broadcast through the new Atlantic 10 Digital Network as part of the Atlantic 10 Conference's partnership with NeuLion, Inc. with a subscription to Hawks' All-Access (SJUHawks.com). (See schedule on pg. 2)

The Atlantic 10 Conference has also formed a partnership with **Campus Insiders** (www.campusinsiders.com). Campus Insiders is the leading digital content syndication source and online destination for 190 million college sports fans. A total of four Saint Joseph's games will be streamed free of charge on CampusInsiders.com. They are: Nov. 16 vs. Creighton; Jan. 8 at Massachusetts; Feb. 5 vs. Saint Louis; and March 5 at George Washington.

INTERNET: Information for Saint Joseph's basketball is found at SJU's athletics website, www.SJUHawks.com with statistics, updated game notes, and live in-game statistics for all Hawk home games, and selected road games. Through Hawks All-Access, fans can follow every home game through audio streaming as well as video streaming for non-televised games. All road games are covered with audio streaming and video streaming also available for selected ones. Video features on the team will also be available on the site.



A-10 COACHES' CONFERENCE CALL

Every Monday, from January 6 thru March 6, the A-10 will conduct a teleconference with each of its head men's basketball coaches. Members of the media are strongly encouraged to participate in the questioning and should contact the Atlantic 10 at 757-706-3058 for the call-in number. The schedule is as follows (all times are EASTERN):

10:04 am - Derek Kellogg, Massachusetts	11:00 am - Mark Schmidt, St. Bonaventure
10:11 am - Archie Miller, Dayton	11:07 am - John Giannini, La Salle
10:18 am - Paul Hewitt, George Mason	11:14 am - Chris Mooney, Richmond
10:25 am - Shaka Smart, VCU	11:21 am - Dan Hurley, Rhode Island
10:32 am - Jim Ferry, Duquesne	11:28 am - Jim Crews, Saint Louis
10:39 am - Tom Pecora, Fordham	
10:46 am - Phil Martelli, Saint Joseph's	
10:53 am - Mike Lonergan, GW	

CAREER HIGHS

#34 JAVON BAUMANN

PTS: 8 vs. Duquesne (1/15/14)
 REB: 6 vs. Marist (11/13/13)
 AST: 2 vs. Duquesne (1/15/14)
 FGM: 4 vs. Duquesne (1/15/14)
 FGA: 5 vs. Duquesne (1/15/14)
 3FGM: --
 3FGA: --
 FTM: 1 (2x) last at Penn (1/18/14)
 FTA: 4 at Penn (1/18/14)
 BLK: 2 vs. Siena (11/29/13)
 STL: 1 at Vermont (11/9/13)
 TO: 2 vs. Marist (11/13/13)
 MIN: 20 vs. Duquesne (1/15/14)

#43 DeANDRE' BEMBRY

PTS: 20 vs. Creighton (11/16/13)
 REB: 9 (2x) last at Loyola (12/21/13)
 AST: 8 vs. Binghamton (12/31/13)
 FGM: 8 (2x) last vs. VCU (2/8/14)
 FGA: 17 at Richmond (1/25/14)
 3FGM: 4 vs. Creighton (11/16/13)
 3FGA: 8 vs. Creighton (11/16/13)
 FTM: 5 (4x) last vs. Saint Louis (2/5/14)
 FTA: 8 (3x) last vs. Saint Louis (2/5/14)
 BLK: 2 (2x) last vs. Duquesne (1/15/14)
 STL: 3 (2x) last vs. VCU (2/8/14)
 TO: 4 (6x) last vs. Massachusetts (2/1/14)
 MIN: 39 vs. Massachusetts (1/8/14)

#20 BRENDAN CASPER

PTS: 2 vs. Marist (11/13/13)
 REB: 1 vs. Duquesne (1/15/14)
 AST: 1 vs. Duquesne (1/15/14)
 FGM: 1 vs. Marist (11/13/13)
 FGA: 4 vs. Marist (11/13/13)
 3FGM: --
 3FGA: --
 FTM: 2 at Penn (1/18/14)
 FTA: 2 at Penn (1/18/14)
 BLK: --
 STL: 1 at Penn (1/18/14)
 TO: --
 MIN: 3 (2x) last at Penn (1/18/14)

#10 LANGSTON GALLOWAY

PTS: 32 at Penn (1/21/12)
 REB: 9 (7x) last vs. Penn (1/19/13)
 FGM: 10 (4x) last vs. Duquesne (1/15/14)
 FGA: 19 at VCU (1/17/13)
 3FGM: 7 (2x) last at Penn (1/18/14)
 3FGA: 12 (2x) last at Temple (12/4/13)
 FTM: 9 at George Mason (1/11/14)
 FTA: 11 at George Mason (1/11/14)
 AST: 8 vs. Rutgers (11/26/10)
 BLK: 3 at Fairfield (11/23/10)
 STL: 7 vs. Minnesota (12/8/10)
 TO: 5 vs. Charlotte (1/7/12)
 MIN: 49 at Iona (11/23/11)

#21 HALIL KANACEVIC

PTS: 27 vs. Drexel (12/18/13)
 REB: 19 at Richmond (1/25/14)
 FGM: 12 vs. Drexel (12/18/13)
 FGA: 15 at George Mason (1/11/14)
 3FGM: 3 vs. Notre Dame (11/16/12)
 3FGA: 5 vs. Notre Dame (11/16/12)
 FTM: 6 vs. Fordham (3/2/13)
 FTA: 8 (3x) last vs. Massachusetts (1/8/14)
 AST: 12 (2x) last at Penn (1/18/14)
 BLK: 7 vs. Morgan State (12/28/11)
 STL: 4 (2x) last vs. LSU (11/28/13)
 TO: 7 at Xavier (1/18/12)
 MIN: 44 vs. Notre Dame (11/16/12)

#41 COLIN KELLY

PTS: 2 vs. Duquesne (1/15/14)
 REB: 1 (3x) last vs. Duquesne (1/15/14)
 AST: --
 FGM: 1 vs. Duquesne (1/15/14)
 FGA: 2 vs. Duquesne (1/15/14)
 3FGM: --
 3FGA: 1 at Penn (1/18/14)
 FTM: 1 vs. Binghamton (12/31/13)
 FTA: 2 (2x) last vs. Binghamton (12/31/13)
 BLK: 1 (2x) last vs. Duquesne (1/15/14)
 STL: --
 TO: 1 (2x) last vs. Duquesne (1/15/14)
 MIN: 5 vs. Duquesne (1/15/14)

#25 ERIC KINDLER

PTS: 3 vs. Rhode Island (3/6/13)
 REB: 2 vs. Marist (11/13/13)
 AST: 1 (2x) last vs. Binghamton (12/31/13)
 FGM: 1 (2x) last vs. Rhode Island (3/6/13)
 FGA: 1 (3x) last at Penn (1/18/14)
 3FGM: --
 3FGA: 1 vs. Binghamton (12/31/13)
 FTM: 1 vs. Rhode Island (3/6/13)
 FTA: 2 vs. Rhode Island (3/6/13)
 BLK: --
 STL: 1 (2x) last vs. Rhode Island (3/6/13)
 TO: 1 (2x) last at Penn (1/18/14)
 MIN: 3 at Penn (1/18/14)

#10 EVAN MASCHMEYER

PTS: 7 vs. Binghamton (12/31/13)
 REB: 2 (6x) last vs. VCU (2/8/14)
 FGM: 2 vs. Binghamton (12/31/13)
 FGA: 4 vs. Duquesne (1/15/14)
 3FGM: 2 vs. Binghamton (12/31/13)
 3FGA: 3 vs. Binghamton (12/31/13)
 FTM: 4 vs. Siena (11/29/13)
 FTA: 4 (2x) last vs. Siena (11/29/13)
 AST: 2 (4x) last at Loyola (12/21/13)
 BLK: --
 STL: 1 (5x) last vs. Washington St. (12/1/13)
 TO: 4 vs. Binghamton (12/31/13)
 MIN: 15 at Loyola (12/21/13)

#15 ISAIAH MILES

PTS: 17 at Loyola (12/21/13)
 REB: 6 vs. Binghamton (12/31/13)
 AST: 1 (7x) last at Temple (12/4/13)
 FGM: 4 (2x) last vs. Binghamton (12/31/13)
 FGA: 6 vs. Binghamton (12/31/13)
 3FGM: 2 (4x) last at Penn (1/18/14)
 3FGA: 5 vs. Washington St. (12/1/13)
 FTM: 8 at Loyola (12/21/13)
 FTA: 8 at Loyola (12/21/13)
 BLK: 2 (2x) last vs. Rhode Island (1/22/14)
 STL: 1 (3x) last at Loyola (12/21/13)
 TO: 3 vs. Binghamton (12/31/13)
 MIN: 20 vs. Binghamton (12/31/13)

#22 KYLE MOLOCK

PTS: --
 REB: --
 AST: 1 vs. Marist (11/13/13)
 FGM: --
 FGA: 1 vs. Marist (11/13/13)
 3FGM: --
 3FGA: --
 FTM: 2 at Loyola (12/21/13)
 FTA: 2 at Loyola (12/21/13)
 BLK: --
 STL: --
 TO: 3 vs. Duquesne (1/15/14)
 MIN: 6 vs. Duquesne (1/15/14)

#32 PAPA NDAO

PTS: 13 at George Mason (1/11/14)
 REB: 7 vs. Duquesne (1/15/14)
 FGM: 4 at George Mason (1/11/14)
 FGA: 7 vs. Morgan State (12/28/11)
 3FGM: 3 (2x) last at Penn (1/18/14)
 3FGA: 6 vs. Morgan State (12/28/11)
 FTM: 4 at Loyola (12/21/13)
 FTA: 4 at Loyola (12/21/13)
 AST: 2 (4x) last at George Mason (1/11/14)
 BLK: 4 vs. Morgan State (12/28/11)
 STL: 2 at Penn (1/21/12)
 TO: 3 (5x) last vs. Massachusetts (1/8/14)
 MIN: 37 at George Mason (1/11/14)

#11 DARYUS QUARLES

PTS: 17 vs. Norfolk State (11/20/10)
 REB: 6 vs. Penn State (11/26/11)
 AST: 5 (4x) last at GW (2/18/12)
 FGA: 12 (2x) last vs. Duquesne (1/5/11)
 3FGM: 4 vs. Norfolk State (11/20/10)
 3FGA: 7 vs. Duquesne (1/5/11)
 FTM: 4 at Richmond (2/1/12)
 FTA: 7 at GW (2/18/12)
 AST: 6 vs. GW (1/8/11)
 BLK: 2 vs. GW (1/8/11)
 STL: 2 (3x) last vs. Marist (11/13/13)
 TO: 3 (5x) last vs. Duquesne (1/15/14)
 MIN: 31 at GW (2/18/12)

#13 RONALD ROBERTS, JR.

PTS: 27 vs. Dayton (1/25/12)
 REB: 16 vs. Notre Dame (11/16/12)
 FGM: 10 vs. Dayton (1/25/12)
 FGA: 16 vs. Fairfield (12/22/12)
 3FGM: --
 3FGA: --
 FTM: 11 vs. Notre Dame (11/16/12)
 FTA: 16 vs. Notre Dame (11/16/12)
 AST: 4 at Duquesne (1/12/13)
 BLK: 4 (2x) last vs. Saint Louis (2/5/14)
 STL: 4 vs. Denver (1/4/13)
 TO: 4 at Temple (12/4/13)
 MIN: 41 (2x) last at VCU (1/17/13)

#24 CHRIS WILSON

PTS: 19 (2x) last vs. Boston Univ. (12/29/13)
 REB: 9 at Coppin State (12/4/12)
 FGM: 7 vs. Boston Univ. (12/29/13)
 FGA: 14 vs. Boston Univ. (12/29/13)
 3FGM: 5 vs. Butler (1/9/13)
 3FGA: 8 at Duquesne (1/12/13)
 FTM: 7 at St. Bonaventure (2/29/12)
 FTA: 8 at St. Bonaventure (2/29/12)
 AST: 9 at VCU (1/17/13)
 BLK: 2 (2x) last at George Mason (1/11/14)
 STL: 3 (2x) last vs. Morgan State (1/5/13)
 TO: 5 vs. Coppin State (12/21/11)
 MIN: 41 vs. Notre Dame (11/16/12)

SEASON HIGHS

#34 JAVON BAUMANN

PTS: 8 vs. Duquesne (1/15/14)
 REB: 6 vs. Marist (11/13/13)
 AST: 2 vs. Duquesne (1/15/14)
 FGM: 4 vs. Duquesne (1/15/14)
 FGA: 5 vs. Duquesne (1/15/14)
 3FGM: --
 3FGA: --
 FTM: 1 (2x) last at Penn (1/18/14)
 FTA: 4 at Penn (1/18/14)
 BLK: 2 vs. Siena (11/29/13)
 STL: 1 at Vermont (11/9/13)
 TO: 2 vs. Marist (11/13/13)
 MIN: 20 vs. Duquesne (1/15/14)

#43 DeANDRE' BEMBRY

PTS: 20 vs. Creighton (11/16/13)
 REB: 9 (2x) last at Loyola (12/21/13)
 AST: 8 vs. Binghamton (12/31/13)
 FGM: 8 (2x) last vs. VCU (2/8/14)
 FGA: 17 at Richmond (1/25/14)
 3FGM: 4 vs. Creighton (11/16/13)
 3FGA: 8 vs. Creighton (11/16/13)
 FTM: 5 (4x) last vs. Saint Louis (2/5/14)
 FTA: 8 (3x) last vs. Saint Louis (2/5/14)
 BLK: 2 (2x) last vs. Duquesne (1/15/14)
 STL: 3 (2x) last vs. VCU (2/8/14)
 TO: 4 (6x) last vs. Massachusetts (2/1/14)
 MIN: 39 vs. Massachusetts (1/8/14)

#20 BRENDAN CASPER

PTS: 2 vs. Marist (11/13/13)
 REB: 1 vs. Duquesne (1/15/14)
 AST: 1 vs. Duquesne (1/15/14)
 FGM: 1 vs. Marist (11/13/13)
 FGA: 4 vs. Marist (11/13/13)
 3FGM: --
 3FGA: --
 FTM: 2 at Penn (1/18/14)
 FTA: 2 at Penn (1/18/14)
 BLK: --
 STL: 1 at Penn (1/18/14)
 TO: --
 MIN: 3 (2x) last at Penn (1/18/14)

#10 LANGSTON GALLOWAY

PTS: 27 vs. Siena (11/29/13)
 REB: 8 vs. Marist (11/13/13)
 AST: 3 vs. Marist (11/13/13)
 FGM: 10 vs. Duquesne (1/15/14)
 FGA: 17 at Richmond (1/25/14)
 3FGM: 6 (5x) last at Penn (1/18/14)
 3FGA: 12 last at Temple (12/4/13)
 FTM: 9 at George Mason (1/11/14)
 FTA: 11 at George Mason (1/11/14)
 BLK: 2 vs. Villanova (12/7/13)
 STL: 5 vs. Siena (11/29/13)
 TO: 3 (2x) last at George Mason (1/11/14)
 MIN: 40 (3x) last vs. Rhode Island (1/22/14)

#21 HALIL KANACEVIC

PTS: 27 vs. Drexel (12/18/13)
 REB: 19 at Richmond (1/25/14)
 AST: 12 at Penn (1/18/14)
 FGM: 12 vs. Drexel (12/18/13)
 FGA: 15 at George Mason (1/11/14)
 3FGM: 2 vs. Massachusetts (1/8/14)
 3FGA: 5 vs. Creighton (11/16/13)
 FTM: 5 (3x) last at George Mason (1/11/14)
 FTA: 8 (2x) last vs. Massachusetts (1/8/14)
 BLK: 4 vs. Denver (1/4/13)
 STL: 4 vs. LSU (11/28/13)
 TO: 5 (4x) last vs. Saint Louis (2/5/14)
 MIN: 40 (5x) last vs. VCU (2/8/14)

#41 COLIN KELLY

PTS: 2 vs. Duquesne (1/15/14)
 REB: 1 (2x) last vs. Duquesne (1/15/14)
 AST: --
 FGM: 1 vs. Duquesne (1/15/14)
 FGA: 2 vs. Duquesne (1/15/14)
 3FGM: --
 3FGA: 1 at Penn (1/18/14)
 FTM: 1 vs. Binghamton (12/31/13)
 FTA: 2 vs. Binghamton (12/31/13)
 BLK: 1 vs. Duquesne (1/15/14)
 STL: --
 TO: 1 vs. Duquesne (1/15/14)
 MIN: 5 vs. Duquesne (1/15/14)

#25 ERIC KINDLER

PTS: --
 REB: 2 (2x) last vs. Binghamton (12/31/13)
 AST: 1 vs. Binghamton (12/31/13)
 FGM: --
 FGA: 1 (2x) last at Penn (1/18/14)
 3FGM: --
 3FGA: 1 vs. Binghamton (12/31/13)
 FTM: --
 FTA: 1 vs. Duquesne (1/15/14)
 BLK: --
 STL: --
 TO: 1 at Penn (1/18/14)
 MIN: 3 (2x) last at Penn (1/18/14)

#0 EVAN MASCHMEYER

PTS: 7 vs. Binghamton (12/31/13)
 REB: 2 (3x) last vs. VCU (2/8/14)
 AST: 2 at Loyola (12/21/13)
 FGM: 2 vs. Binghamton (12/31/13)
 FGA: 4 vs. Duquesne (1/15/14)
 3FGM: 2 vs. Binghamton (12/31/13)
 3FGA: 3 vs. Binghamton (12/31/13)
 FTM: 4 vs. Siena (11/29/13)
 FTA: 4 vs. Siena (11/29/13)
 BLK: --
 STL: 1 vs. Washington St. (12/1/13)
 TO: 4 vs. Binghamton (12/31/13)
 MIN: 15 at Loyola (12/21/13)

#15 ISAIAH MILES

PTS: 17 at Loyola (12/21/13)
 REB: 4 at Vermont (11/9/13)
 AST: 1 (2x) last vs. Marist (11/13/13)
 FGM: 4 (2x) last vs. Binghamton (12/31/13)
 FGA: 6 vs. Binghamton (12/31/13)
 3FGM: 2 (3x) last at Penn (1/18/14)
 3FGA: 4 (2x) last at Penn (1/18/14)
 FTM: 8 at Loyola (12/21/13)
 FTA: 8 at Loyola (12/21/13)
 BLK: 2 (2x) last vs. Rhode Island (1/22/14)
 STL: 1 (2x) last at Loyola (12/21/13)
 TO: 4 vs. Binghamton (12/31/13)
 MIN: 20 vs. Binghamton (12/31/13)

#22 KYLE MOLOCK

PTS: --
 REB: --
 AST: 1 vs. Marist (11/13/13)
 FGM: --
 FGA: 1 vs. Marist (11/13/13)
 3FGM: --
 3FGA: --
 FTM: 2 at Loyola (12/21/13)
 FTA: 2 at Loyola (12/21/13)
 BLK: --
 STL: --
 TO: 3 vs. Duquesne (1/15/14)
 MIN: 6 vs. Duquesne (1/15/14)

#32 PAPA NDAO

PTS: 13 at George Mason (1/11/14)
 REB: 7 vs. Duquesne (1/15/14)
 AST: 2 at George Mason (1/11/14)
 FGM: 4 at George Mason (1/11/14)
 FGA: 4 at George Mason (1/11/14)
 3FGM: 3 (2x) last at Penn (1/18/14)
 3FGA: 3 (3x) last at Penn (1/18/14)
 FTM: 4 at Loyola (12/21/13)
 FTA: 4 at Loyola (12/21/13)
 BLK: 2 at George Mason (1/11/14)
 STL: 1 (3x) last at Dayton (1/29/14)
 TO: 3 vs. Massachusetts (1/8/14)
 MIN: 37 at George Mason (1/11/14)

#11 DARYUS QUARLES

PTS: 9 vs. Duquesne (1/15/14)
 REB: 4 (2x) last vs. Duquesne (1/15/14)
 AST: 2 vs. Washington St. (12/1/13)
 FGM: 3 (2x) last vs. Duquesne (1/15/14)
 FGA: 6 vs. Washington St. (12/1/13)
 3FGM: 2 (2x) last vs. Duquesne (1/15/14)
 3FGA: 3 (3x) last at Temple (12/4/13)
 FTM: 3 at Vermont (11/9/13)
 FTA: 5 at Vermont (11/9/13)
 BLK: 1 vs. Villanova (12/7/13)
 STL: 2 vs. Marist (11/13/13)
 TO: 3 vs. Duquesne (1/15/14)
 MIN: 25 vs. Villanova (12/7/13)

#13 RONALD ROBERTS, JR.

PTS: 21 (3x) last vs. Washington St. (12/1/13)
 REB: 15 vs. Denver (1/4/13)
 AST: 4 at Loyola (12/21/13)
 FGM: 9 (2x) last vs. Siena (11/29/13)
 FGA: 14 vs. Boston Univ. (12/29/13)
 3FGM: --
 3FGA: --
 FTM: 9 vs. Massachusetts (2/1/14)
 FTA: 14 vs. Saint Louis (2/5/14)
 BLK: 4 vs. Saint Louis (2/5/14)
 STL: 4 vs. Denver (1/4/13)
 TO: 5 at Temple (12/4/13)
 MIN: 39 vs. Saint Louis (2/5/14)

#24 CHRIS WILSON

PTS: 19 vs. Boston Univ. (12/29/13)
 REB: 8 at Richmond (1/25/14)
 AST: 8 vs. Duquesne (1/15/14)
 FGM: 7 vs. Boston Univ. (12/29/13)
 FGA: 14 vs. Boston Univ. (12/29/13)
 3FGM: 6 vs. Creighton (11/16/13)
 3FGA: 11 vs. Creighton (11/16/13)
 FTM: 6 at Loyola (12/21/13)
 FTA: 6 at Loyola (12/21/13)
 BLK: 2 at George Mason (1/11/14)
 STL: 3 vs. Denver (1/4/13)
 TO: 5 at George Mason (1/11/14)
 MIN: 39 vs. Massachusetts (2/1/14)

GAME RECAPS

Game 1: November 13, 2013 - Patrick Gym - Burlington, Vt.

SIJU 74 -Vermont 64

Langston Galloway and **Ronald Roberts, Jr.**, scored 21 points apiece to lead Saint Joseph's to a 74-64 win at Vermont in the season opener for both teams, while freshman **DeAndre' Bemby** scored 11 points in his collegiate debut. The Hawks shot a blistering 65 percent from the field in the first half, but cooled off in the second as Vermont cut a 17-point deficit to just three points at the 10-minute mark of the second. But SIU's seniors – Galloway, Roberts, **Daryus Quarles** and **Halil Kanacevic** - pulled the Hawks through as the classmates scored all of the points in a 10-1 run to give them a more comfortable 64-53 lead with 4:21 to play. Roberts, who shot 8-for-13 from the field, added nine rebounds while Kanacevic had seven as the Hawks outrebounded the Catamounts, 41-28.

##	Player	tot-fg		3-pt		rebounds				pf	tp	a	to	blk	s	min
		fg	fga	fg	fga	ft	fta	of	de							
10	GALLOWAY, L	* 6	14	3	7	6	8	1	2	3	3	21	0	2	0	38
13	ROBERTS, Ronald	* 8	13	0	0	5	7	3	6	9	4	21	0	4	1	0
24	WILSON, Chris	* 3	9	0	2	2	2	0	2	2	0	8	2	1	0	34
43	BEMBRY, DeAndre	* 4	8	2	4	1	4	0	6	6	3	11	2	2	1	0
45	KANACEVIC, Halil	* 0	1	0	0	2	2	1	6	7	5	2	3	3	0	1
00	MASCHMEYER, E	0	0	0	0	0	0	0	0	0	0	0	0	0	0	2
11	QUARLES, Daryus	1	2	0	1	3	5	2	2	4	4	5	0	0	0	14
15	MILES, Isaiah	2	4	1	2	1	2	3	1	4	3	6	1	1	2	1
34	BAUMANN, Javon	0	1	0	0	0	0	0	1	1	0	0	0	0	1	6
TEAM								1	4	5			1			
Totals.....		24	52	6	16	20	30	11	30	41	22	74	10	14	4	3

TOTAL FG% 1st Half: 17-26 65.4% 2nd Half: 7-26 26.9% Game: 46.2% DEADBALL
3-Pt. FG% 1st Half: 6-12 50.0% 2nd Half: 0-4 0.0% Game: 37.5% REBOUNDS
F Throw % 1st Half: 3-6 50.0% 2nd Half: 17-24 70.8% Game: 66.7% 5

Vermont 0-1

##	Player	tot-fg		3-pt		rebounds				pf	tp	a	to	blk	s	min
		fg	fga	fg	fga	ft	fta	of	de							
01	Voelkel, Brian	* 1	2	0	0	4	7	1	9	10	5	6	3	4	1	2
02	Apfel, Luke	* 1	2	0	1	0	0	1	1	2	5	2	1	1	0	1
12	Carissimo, Sandro	* 4	16	2	5	0	0	1	0	1	4	10	3	1	1	0
21	Rusin, Candon	* 5	11	2	7	3	6	0	1	1	4	15	1	1	0	0
31	Rugg, Clancy	* 3	9	0	1	11	13	3	3	6	1	17	1	2	2	2
05	Harold, Hector	1	4	0	2	1	2	0	4	4	2	3	2	0	0	16
14	Elbaum, Josh	1	1	0	0	0	0	0	1	1	0	2	0	0	0	1
20	Wills, Dre	0	0	0	0	0	0	0	0	0	1	0	0	0	0	2
32	O'Day, Ethan	4	5	0	0	1	1	0	1	1	4	9	0	0	3	0
34	Steidl, Kurt	0	1	0	1	0	0	0	0	0	0	0	0	0	0	7
TEAM								2	2							
Totals.....		20	51	4	17	20	29	6	22	28	26	64	11	9	7	6

TOTAL FG% 1st Half: 8-24 33.3% 2nd Half: 12-27 44.4% Game: 39.2% DEADBALL
3-Pt. FG% 1st Half: 2-10 20.0% 2nd Half: 2-7 28.6% Game: 23.5% REBOUNDS
F Throw % 1st Half: 8-11 72.7% 2nd Half: 12-18 66.7% Game: 69.0% 4

Officials: Brian Dorsey, Paul Faia, Rob Riley
Technical fouls: Saint Joseph's-None. Vermont-None.
Attendance: 2,698

Score by Periods	1st	2nd	Total
Saint Joseph's	43	31	74
Vermont	26	38	64

Game 2: November 13, 2013 - Hagan Arena

SIJU 81- Marist 62

Langston Galloway scored 20 points and **Halil Kanacevic** and **Ronald Roberts, Jr.**, each posted a double-double as Saint Joseph's defeated Marist, 81-62, in the Hawks' home opener. Kanacevic just missed a triple-double with 12 points, 11 rebounds and eight assists, while Roberts had 16 points and 10 rebounds. Galloway shot 6-for-8 from the field, and 3-for-5 from three-point range, while also grabbing eight rebounds. SIJU scored the first 12 points of the game in the first four minutes and never trailed in the contest. With SIJU leading 12-0, Marist went on a 10-3 run to close to 15-10, but the Hawks would increase it to 20-10 by the midway point of the half. The Hawks closed the half with an 18-8 run to take a 40-25 lead at halftime. Both teams were cold from three-point range in the first half, with the Hawks going 1-for-6 and Marist going 0-for-11. That changed in the second as Saint Joseph's shot 60 percent (6-for-10) while Marist connected on 6-for-11 long-range shots. A three-pointer by **Chris Wilson** at 8:41 gave Saint Joseph's its biggest margin of the game, 71-47, and the Hawks maintained close to a 20-point lead for the rest of the way.

Marist (0-3)

##	Player	tot-fg		3-pt		rebounds				pf	tp	a	to	blk	s	min
		fg	fga	fg	fga	ft	fta	of	de							
20	BOWIE, Jay	f 4	5	2	3	1	2	2	1	3	1	11	3	0	1	33
50	KEMP, Adam	f 3	3	0	0	0	1	2	2	4	4	6	0	1	0	19
05	HART, Khalid	g 2	8	1	4	2	4	0	4	4	2	7	2	3	0	24
11	MORTON, Isaiah	g 1	10	1	8	1	2	0	1	1	2	4	3	1	0	30
40	LEWIS, Chavaughn	g 9	20	2	6	6	7	0	5	5	3	26	3	2	1	0
01	BROOKS, Kentrahl	0	0	0	0	0	0	0	0	0	0	0	0	0	0	1
04	COLLETTA, Nick	0	1	0	0	0	0	0	0	0	0	1	0	0	1	8
21	WHITFIELD, T	0	0	0	0	0	0	0	0	0	0	0	0	0	0	1
24	THOMAS, Manny	1	2	0	0	0	0	0	0	0	0	2	0	0	0	4
30	RAMSEY, Patrick	0	0	0	0	0	0	0	0	0	0	0	0	0	0	1
32	CURRY, T.J.	0	1	0	1	2	2	0	0	0	2	2	1	1	0	9
34	PRINSLOO, Pieter	1	3	0	2	0	0	0	4	4	2	2	0	0	2	19
35	LAWRENCE, Phillip	1	2	0	1	0	0	0	0	0	0	2	1	0	0	9
44	TRUOG, Eric	0	1	0	0	0	0	1	1	2	1	0	0	0	0	6
TEAM								3	3							
Totals.....		22	56	6	25	12	18	5	21	26	18	62	13	9	3	5

TOTAL FG% 1st Half: 11-30 36.7% 2nd Half: 11-26 42.3% Game: 39.3% DEADBALL
3-Pt. FG% 1st Half: 0-11 0.0% 2nd Half: 6-14 42.9% Game: 24.0% REBOUNDS
F Throw % 1st Half: 3-6 50.0% 2nd Half: 9-12 75.0% Game: 66.7% 1

Saint Joseph's (2-0)

##	Player	tot-fg		3-pt		rebounds				pf	tp	a	to	blk	s	min
		fg	fga	fg	fga	ft	fta	of	de							
13	ROBERTS, Ronald	f 7	12	0	0	2	5	3	7	10	0	16	2	2	0	25
43	BEMBRY, DeAndre	f 4	8	1	1	0	0	1	0	1	3	9	2	1	0	2
45	KANACEVIC, Halil	f 4	7	0	1	4	4	2	9	11	2	12	8	5	3	1
10	GALLOWAY, L	g 6	8	3	5	5	1	7	8	3	20	3	0	0	0	24
24	WILSON, Chris	g 2	5	1	2	0	0	0	3	3	0	5	1	0	0	27
00	MASCHMEYER, E	1	4	0	0	1	2	0	0	0	1	3	0	1	0	12
11	QUARLES, Daryus	2	5	2	3	1	2	1	0	1	2	7	0	1	0	2
15	MILES, Isaiah	1	3	0	2	0	0	2	0	2	4	2	1	0	0	9
20	CASPER, Brendan	1	4	0	0	0	0	0	0	0	0	2	0	0	0	2
22	MOLOCK, Kyle	0	1	0	0	0	0	0	0	0	0	0	0	1	0	0
25	KINDLER, Eric	0	0	0	0	0	0	1	1	2	0	0	0	0	0	1
32	NDAO, Papa	0	2	0	2	0	1	0	0	0	0	0	0	0	0	7
34	BAUMANN, Javon	2	2	0	0	1	2	2	4	6	2	5	0	2	0	9
41	KELLY, Colin	0	0	0	0	0	0	1	0	1	0	0	0	0	0	4
TEAM								2	2							
Totals.....		30	61	7	16	14	21	14	33	47	17	81	18	12	3	5

TOTAL FG% 1st Half: 15-31 48.4% 2nd Half: 15-30 50.0% Game: 49.2% DEADBALL
3-Pt. FG% 1st Half: 1-6 16.7% 2nd Half: 6-10 60.0% Game: 43.8% REBOUNDS
F Throw % 1st Half: 9-12 75.0% 2nd Half: 5-9 55.6% Game: 66.7% 4

Officials: Joe Lindsay, Ed Corbett, Jeff Anderson
Technical fouls: Marist-None. Saint Joseph's-None.
Attendance: 3,871

Score by Periods	1st	2nd	Total
Marist	25	37	62
Saint Joseph's	40	41	81

Game 3: November 16, 2013 - Hagan Arena

Creighton 83 - SIJU 79

Saint Joseph's fell in the final seconds to Creighton, 83-79, as Doug McDermott converted a three-point play with 4.9 seconds to play in front of a sold-out crowd at Hagan Arena. **Ronald Roberts, Jr.** gave the Hawks a 79-78 lead with a pair of free throws with 27.5 seconds remaining. SIJU had two fouls to give and committed both to force Creighton to inbound with 13.3 seconds remaining. McDermott, who scored 20 points in the game, got the ball on the baseline and hit a jumper inside the arc and was fouled on the play. The Hawks had one more chance but the inbound pass at 4.9 seconds remaining was intercepted and two Creighton free throws provide the final margin. The loss ruined a team high 20-point effort by SIJU freshman **DeAndre' Bemby**, who scored 14 in the second half. Bemby shot 8-for-14 from the field and connected on 4-of-8 three-pointers. **Chris Wilson** scored 18 points, making 6-of-11 three-pointers, while **Langston Galloway** scored 14 and Roberts had 13. **Halil Kanacevic** had a double-double with 10 rebounds and 10 assists. SIJU led by as much as 13 in the game, and had a 45-40 lead at halftime before Creighton came back in the second half.

Creighton (3-0)

##	Player	tot-fg		3-pt		rebounds				pf	tp	a	to	blk	s	min
		fg	fga	fg	fga	ft	fta	of	de							
03	MCDERMOTT, D	f 7	14	1	2	5	7	1	4	5	2	20	2	3	0	34
10	GIBBS, Grant	f 5	6	1	2	0	0	1	5	6	4	11	6	1	0	28
31	ARTINO, Will	c 2	4	0	0	0	0	0	2	2	2	4	0	0	0	1
01	CHATMAN, Austin	g 3	4	1	2	0	0	0	4	4	2	7	2	0	0	28
12	MANIGAT, Jahenns	g 1	2	1	2	0	0	1	1	2	1	3	4	2	0	29
05	BROOKS, Devin	6	13	0	2	4	4	1	3	4	0	16	3	2	0	1
21	ZIERDEN, Isaiah	0	1	0	0	0	0	0	1	0	0	0	0	0	0	2
22	DINGMAN, Avery	0	1	0	1	1	2	0	0	0	0	1	1	0	1	0
34	WRAGGE, Ethan	7	11	7	11	0	1	0	1	4	21	1	0	1	0	26
TEAM								4	4							
Totals.....		31	56	11	22	10	14	8	21	29	15	83	19	8	2	4

TOTAL FG% 1st Half: 14-27 51.9% 2nd Half: 17-29 58.6% Game: 55.4% DEADBALL
3-Pt.

GAME RECAPS

Game 4: November 28, 2013 - Old Spice Classic - Orlando, Fla.

LSU 82 - SJU 65

LSU defeated Saint Joseph's, 82-65, in the first round of the 2013 Old Spice Classic, held at ESPN's Wide World of Sports. **Ronald Roberts** led SJU with 21 points and in the first half, became the 51st Hawk to surpass 1,000 points in his career when he scored on a tip-in at 6:23. The senior connected on 9-of-13 from the field while grabbing a team-high seven rebounds. The Hawks suffered from a poor shooting night, from both the three-point arc (18.8 %) and the foul line (46.2%), as they made just 12-of-26 free throws. Saint Joseph's defense didn't have any answer for the Tigers' long-range shooting as LSU converted 8-of-13 three-point field goals in the opening period. After LSU went up, 51-30, in the first minute of the second half, the Hawks made a run and closed to 54-44. LSU stopped Saint Joseph's momentum with a three-pointer at 10:39 to extend its lead to 57-44. From there, Saint Joseph's fell behind by as many as 21 points, 74-53, with just over four minutes to play.

LSU (4-1)

##	Player	tot-fg		3-pt		fg		ft		rebounds		pf	tp	a	to	blk	s	min
		fg	fga	fg	fga	ft	fta	of	de	tot	of							
02	O'BRYANT III, J	f	5	10	0	0	1	2	3	5	8	3	11	3	4	1	2	32
12	MARTIN, Jarell	f	4	5	2	3	5	5	1	2	3	3	15	1	2	0	2	23
25	MICKEY, Jordan	f	7	11	0	0	0	0	1	9	10	3	14	1	3	0	0	35
01	HICKEY, Anthony	g	3	8	3	6	0	0	0	3	3	2	9	3	1	0	1	30
10	STRINGER, Andre	g	6	11	2	7	4	4	0	0	0	3	18	6	3	0	1	34
05	COLEMAN, Shavon	g	3	5	2	2	0	0	0	1	1	8	0	0	0	0	1	11
22	MALONE, Darcy	0	1	0	0	0	0	0	0	1	1	4	0	1	0	0	0	5
24	MORGAN, Malik	2	4	1	2	0	2	1	2	3	0	5	0	0	3	0	1	13
31	ODO, John	0	0	0	0	0	0	0	2	2	0	0	0	0	0	1	0	8
55	QUARTERMAN, Tim	0	0	2	0	2	2	2	1	1	2	0	2	2	0	0	0	1
9	TEAM																	
	Totals.....		30	57	10	22	12	15	10	28	38	21	82	17	16	2	9	200

TOTAL FG% 1st Half: 18-31 58.1%

3-Pt. FG% 1st Half: 8-13 61.5%

F Throw % 1st Half: 2-4 50.0%

2nd Half: 12-26 46.2%

2nd Half: 2-9 22.2%

2nd Half: 10-11 90.9%

Game: 52.6%

Game: 45.5%

Game: 80.0%

DEADB

REBOUNDS

1

Saint Joseph's (2-2)

##	Player	tot-fg		3-pt		fg		ft		rebounds		pf	tp	a	to	blk	s	min
		fg	fga	fg	fga	ft	fta	of	de	tot	of							
13	ROBERTS, Ronald	f	9	13	0	0	3	5	1	6	7	3	21	1	3	2	0	34
43	BEMBRY, DeAndre	f	2	6	0	1	1	2	0	2	2	3	5	0	4	1	1	32
45	KANACEVIC, Halil	f	4	9	0	1	4	6	1	2	3	4	12	1	2	1	4	31
10	GALLOWAY, L	g	3	9	0	4	2	4	3	2	5	2	8	1	0	0	1	30
24	WILSON, Chris	g	3	7	1	3	0	4	1	3	4	0	7	1	2	0	0	29
00	MASCHMEYER, E	1	4	0	1	0	1	2	0	2	2	2	1	1	0	0	0	7
11	QUARLES, Daryus	1	3	0	1	0	2	1	0	1	0	1	2	1	0	0	2	19
15	MILES, Isaiah	1	2	1	2	0	0	0	1	1	1	3	0	0	0	0	0	10
22	MOLOCK, Kyle	0	0	0	0	0	0	0	0	0	0	0	0	0	0	0	0	3
32	NDAO, Papa	1	3	1	3	2	2	1	0	1	0	5	0	0	0	0	0	5
	TEAM																	
	Totals.....		25	56	3	16	12	26	10	19	29	15	65	6	12	4	8	200

TOTAL FG% 1st Half: 12-27 44.4%

3-Pt. FG% 1st Half: 0-7 0.0%

F Throw % 1st Half: 6-11 54.5%

2nd Half: 13-29 44.8%

2nd Half: 3-9 33.3%

2nd Half: 6-15 40.0%

Game: 44.6%

Game: 18.8%

Game: 46.2%

DEADB

REBOUNDS

7

Officials: Mike Kitts, James Breeding, Rick Crawford

Technical fouls: LSU-None. Saint Joseph's-None.

Attendance: 2,351

Score by Periods

1st 2nd Total

LSU 46 36 82

Saint Joseph's 30 35 65

Game 5: November 29, 2013 - Old Spice Classic - Orlando, Fla.

SJU 78 - Siena 66

Langston Galloway scored a season-high 27 points as Saint Joseph's defeated Siena, 78-66, in the second round of the 2013 Old Spice Classic at ESPN's Wide World of Sports. With his 6-for-10 effort from beyond the arc, Galloway moved into second place on the Hawks' all-time list with 249 three-pointers made. **Ronald Roberts** added 19 points for the Hawks, hitting 9-of-13 from the field, while **Halil Kanacevic** added 11 points and six rebounds. SJU scored the first nine points of the game and forced five Siena turnovers in the first four minutes. The Hawks kept Siena scoreless until a free throw at 15:47 and without a field goal until 13:45. SJU increased its lead to 25-11 on back-to-back baskets by Kanacevic and then doubled Siena's score, 32-16, on a dunk by Galloway at 6:47. The teams suffered through a foul-plagued second half, as 29 total fouls were called and the Saints cut the SJU lead to 68-56. But Galloway hit his sixth three-pointer of the game to put the Hawks back up by 15 points, 71-65, with over four minutes to play.

Siena (2-6)

##	Player		tot-fg	fga	3-pt	fg	fga	fta	of	de	tot	pf	tp	a	to	blk	s	min
24	Long, Lavon	f	4	5	1	1	4	5	2	1	3	4	13	1	3	0	0	23
34	Silas, Imoh	c	4	6	0	0	0	1	3	6	9	5	8	1	2	1	0	27
01	Wright, Marquis	g	3	8	1	1	0	0	2	1	3	4	7	6	3	0	6	35
03	Oliver, Ryan	g	0	1	0	1	0	0	0	0	0	0	0	0	2	0	0	8
33	Poole, Rob	g	3	11	3	6	3	4	2	5	7	2	12	2	2	0	1	34
00	Audu, Rich		2	6	0	0	0	1	0	2	2	0	4	0	1	0	1	16
05	Hymes, Evan		0	4	0	1	3	4	0	1	1	1	3	2	2	0	0	13
12	Wilson, Mike		1	1	0	0	0	0	0	0	0	1	2	0	0	0	0	1
23	White, Maurice		4	11	0	0	2	3	3	2	5	2	10	0	1	0	2	12
25	Wolfe, Michael		1	2	1	1	2	2	2	0	2	0	5	0	0	0	0	11
31	Bisping, Brett		1	2	0	1	0	0	3	2	5	5	2	0	1	0	0	20
	TEAM										1	1						
	Totals.....		23	57	6	12	14	20	17	21	38	24	66	12	17	1	10	200

TOTAL FG% 1st Half: 11-28 39.3%

3-Pt. FG% 1st Half: 3-6 50.0%

F Throw % 1st Half: 1-2 50.0%

2nd Half: 12-29 41.4%

2nd Half: 3-6 50.0%

2nd Half: 13-18 72.2%

Game: 40.4%

Game: 50.0%

Game: 70.0%

DEADB

REBOUNDS

2

Saint Joseph's (3-2)

##	Player	tot-fg		3-pt		fg		ft		rebounds		pf	tp	a	to	blk	s	min
		fg	fga	fg	fga	ft	fta	of	de	tot	of							
13	ROBERTS, Ronald	f	9	13	0	0	1	2	2	2	4	1	19	0	1	1	1	29
43	BEMBRY, DeAndre	f	0	1	0	0	1	4	0	2	2	2	1	1	1	0	3	28
45	KANACEVIC, Halil	f	4	8	0	0	3	5	1	5	6	4	11	2	4	1	0	36
10	GALLOWAY, L	g	8	14	6	10	5	6	1	6	7	4	27	3	1	1	5	35
24	WILSON, Chris	g	2	2	1	1	3	6	0	3	3	1	8	5	3	0	2	25
00	MASCHMEYER, E	0	2	0	1	4	4	1	0	1	0	4	1	0	0	0	0	14
11	QUARLES, Daryus	2	5	1	3	2	2	0	0	0	0	1	7	1	1	0	1	15
15	MILES, Isaiah	0	1	0	0	0	0	0	0	0	0	1	0	0	1	0	0	5
20	CASPER, Brendan	0	0	0	0	0	0	0	0	0	0	0	0	0	0	0	0	1
22	MOLOCK, Kyle	0	0	0	0	0	0	0	0	0	0	0	0	0	0	0	0	1
32	NDAO, Papa	0	0	0	0	0	0	1	1	2	1	0	0	0	1	0	0	5
34	BAUMANN, Javon	0	2	0	0	1	2	2	0	2	0	1	0	0	0	2	0	5
41	KELLY, Colin	0	0	0	0	0	0	0	0	0	1	0	0	0	0	0	0	1
	TEAM																	
	Totals.....		25	48	8	15	20	31	9	21	30	16	78	13	13	5	12	200

TOTAL FG% 1st Half: 18-30 60.0%

3-Pt. FG% 1st Half: 5-9 55.6%

F Throw % 1st Half: 5-10 50.0%

2nd Half: 7-18 38.9%

2nd Half: 3-6 50.0%

2nd Half: 15-21 71.4%

Game: 52.1%

Game: 53.3%

Game: 64.5%

DEADB

REBOUNDS

4

Officials: Karl Hess, Ray Natili, Donnie Eppley

Technical fouls: Siena-None. Saint Joseph's-None.

Attendance: 2,612

Score by Periods

1st 2nd Total

Siena 26 40 66

Saint Joseph's 46 32 78

Game 6: December 1, 2013 - Old Spice Classic - Orlando, Fla.

SJU 72 - Washington State 67

Ronald Roberts had 21 points and 10 rebounds to lead Saint Joseph's to a 72-67 win over Washington State in the fifth-place game of the 2013 Old Spice Classic at ESPN's Wide World of Sports. **DeAndre Bembry** and **Langston Galloway** each added 13 points. Roberts dominated inside, shooting 8-for-12 from the field, with five dunks on the day, en route to his second double-double of the year. Bembry sparked the Hawks in the second half with 11 points, including a pair of three-point plays. Trailing 56-55 with eight minutes to play, Saint Joseph's outscored the Cougars, 15-4, to take a 70-65 lead with just over a minute to play. WSU pulled to within 70-67 and after SJU missed two shots on its next possession, the Hawks forced a Washington State turnover. Galloway and Roberts each converted a free throw in the final 30 seconds and Bembry blocked a shot with six seconds left to preserve the win.

Washington State (3-4)

##	Player	tot-fg		3-pt		fg		ft		rebounds	
----	--------	--------	--	------	--	----	--	----	--	----------	--

GAME RECAPS

Game 7: December 4, 2013 - Liacouras Center - Philadelphia, Pa.

Temple 77 - SJU 69

Langston Galloway led four Hawks in double digits with a game-high 24 points, but Saint Joseph's fell to Temple, 77-69, in SJU's Big 5 opener at the Liacouras Center. **Ronald Roberts, Jr. (13), DeAndre' Bembyry (12), and Halil Kanacevic (11)** also reached double figures for the Crimson and Gray. As is typical of Big 5 battles, the game featured 14 ties and 17 lead changes. The final tie of the game came with 4:27 to play, when Galloway connected on his sixth three-pointer of the game to knot the score, 65-65. But the Hawks would go on to miss three straight three-point attempts and a layup by Anthony Lee at 2:09 gave the Owls the lead for good, 67-65. Next time down the court, Kanacevic missed on a three and Quenton Decosey made one of two free throws to increase the TU lead to 68-65. Roberts scored the Hawks' last basket of the game at :40, and then Temple took numerous trips to the foul line, making 7-of-8 to ice the victory.

Saint Joseph's (4-3, 0-1 Big 5)

##	Player		tot-fg		3-pt		rebounds											
			fg	fga	fg	fga	fta	of	de	tot	pf	tp	a	to	blk	s	min	
13	ROBERTS, Ronald	f	5	13	0	0	3	3	5	3	8	4	13	0	5	2	1	37
43	BEMBRY, DeAndre	f	5	9	0	3	2	2	7	9	1	12	1	4	0	0	1	35
45	KANACEVIC, Halil	f	3	9	0	1	5	8	3	6	9	4	11	2	3	0	0	28
10	GALLOWAY, L	g	8	16	6	12	2	2	1	3	4	4	24	0	0	0	0	35
24	WILSON, Chris	g	3	10	0	6	1	1	1	2	3	3	7	5	1	0	0	32
00	MASCHMEYER, E	g	0	0	0	0	0	0	0	0	0	0	0	0	0	0	0	2
11	QUARLES, Daryus	f	1	5	0	3	0	0	1	2	3	1	2	1	1	0	0	16
15	MILES, Isaiah	g	0	3	0	1	0	0	1	1	2	2	0	1	0	0	0	12
32	NDAO, Papa	g	0	0	0	0	0	0	1	0	1	1	0	0	1	0	0	3
TEAM									2		4							
Totals.....			25	65	6	26	13	16	17	28	45	20	69	10	15	2	2	200

TOTAL FG% 1st Half: 12-33 36.4% 2nd Half: 13-32 40.6% Game: 38.5% DEADBALL
3-Pt. FG% 1st Half: 2-10 20.0% 2nd Half: 4-16 25.0% Game: 23.1% REBOUNDS
F Throw % 1st Half: 8-10 80.0% 2nd Half: 5-6 83.3% Game: 81.3% 0

Temple (4-3, 2-0 Big 5)

##	Player		tot-fg		3-pt		rebounds											
			fg	fga	fg	fga	of	de	tot	pf	tp	a	to	blk	s	min		
03	LEE, Anthony	f	4	10	0	7	8	2	9	11	3	15	0	1	1	28		
15	MCDONNELL, J	f	0	2	0	1	0	0	1	3	0	0	0	0	0	5		
02	CUMMINGS, Will	g	5	9	1	3	5	6	0	1	1	2	16	7	2	0	1	34
32	PEPPER, Dalton	g	6	10	2	5	2	2	0	4	4	0	16	0	2	0	1	28
42	DINGLE, Daniel	g	2	5	1	4	0	3	1	2	3	5	5	1	2	1	2	31
01	BROWN, Josh	g	1	3	0	0	2	2	0	1	1	2	4	1	0	1	0	12
10	WILLIAMS, Mark	g	3	10	0	1	1	2	3	4	7	3	7	1	1	0	1	21
23	WATSON, D	g	2	2	0	0	0	0	1	2	3	3	4	0	0	1	0	10
25	DECOSEY, Quenton	g	4	10	1	3	1	2	1	3	4	0	10	4	1	0	3	31
TEAM							2				2							
Totals.....			27	61	5	17	18	25	11	26	37	21	77	14	9	4	9	200

TOTAL FG% 1st Half: 14-36 38.9% 2nd Half: 13-25 52.0% Game: 44.3% DEADBALL
3-Pt. FG% 1st Half: 4-13 30.8% 2nd Half: 1-4 25.0% Game: 29.4% REBOUNDS
F Throw % 1st Half: 7-10 70.0% 2nd Half: 11-15 73.3% Game: 72.0% 2

Officials: Jim Burr, Tim Clougherty, Bill Covington, Jr.
Technical fouls: Saint Joseph's-None. Temple-None.
Attendance: 8,039

Score by Periods 1st 2nd Total
Saint Joseph's 34 35 69
Temple 39 38 77

Game 8: December 7, 2013 - Hagan Arena

#14/19 Villanova 98- SJU 68

Saint Joseph's fell to 14th-ranked and undefeated Villanova, 98-68, in Big 5 action in front of a standing-room only crowd at Hagan Arena. Langston Galloway scored 18 points to lead four Hawks in double digits while DeAndre' Bembyry scored 17, Ronald Roberts, Jr. had 12 points and Halil Kanacevic tallied 10 for the Hawks. Saint Joseph's held the lead in the early going as a drive by Bembyry gave the Hawks their biggest lead of the game, 30-23, with 5:20 in the first half. But the Wildcats went on a 7-0 run to tie it, 30-30. After Galloway put the Hawks up 33-32, Villanova scored another seven in a row to take a 39-33 lead. A jumper by Galloway at the buzzer cut SJU's halftime deficit to 39-35. Villanova took control of the game late in the first half and outscored the Hawks, 17-5, in the first six minutes of the second half to take a 59-40 lead. Saint Joseph's would come as close as 61-48 with 11:33 to play, but the Wildcats went up by 75-54 with 8:59 to play. The winning margin was their largest lead of the game.

Villanova (9-0; 2-0 Big 5)

		tot-fg		3-pt		rebounds												
##	Player	f	fga	fg	fga	ft	fta	of	de	tot	pf	tp	a	to	blk	s	min	
22	PINKSTON, J	f	10	15	1	2	6	8	2	8	2	27	1	2	1	1	30	
23	OCHEFU, Daniel	f	2	2	0	0	2	3	0	3	3	5	6	1	0	1	0	21
04	HILLIARD, Darrun	g	5	8	2	4	2	2	0	1	1	1	14	2	1	2	1	30
15	ARCIDIACONO, R	g	4	12	3	8	0	0	0	3	3	3	11	4	1	0	0	27
32	BELL, James	g	7	15	5	10	6	7	5	9	14	3	25	3	1	1	2	28
02	JENKINS, Kris	f	1	4	1	4	0	0	1	3	4	5	3	1	0	0	0	10
03	HART, Josh	f	2	5	0	0	2	4	4	3	7	2	6	2	0	1	0	22
05	CHENNAULT, Tony	g	0	4	0	0	0	0	0	2	2	0	0	3	0	0	0	12
12	MCMAHON, Nick	g	0	0	0	0	0	0	0	0	0	0	0	0	0	0	0	1
14	REYNOLDS, Darryl	g	0	0	0	0	0	0	0	0	0	0	0	0	0	0	0	2
31	ENNIS, Dylan	g	1	6	0	2	4	4	0	1	1	0	6	2	0	0	0	17
TEAM								1	1	2								
Totals.....			32	71	12	30	22	28	17	28	45	21	98	19	5	6	4	200

TOTAL FG% 1st Half: 16-38 42.1% 2nd Half: 16-33 48.5% Game: 45.1% DEADBALL
3-Pt. FG% 1st Half: 3-14 21.4% 2nd Half: 9-16 56.3% Game: 40.0% REBOUNDS
F Throw % 1st Half: 4-6 66.7% 2nd Half: 18-22 81.8% Game: 78.6% 3

Saint Joseph's (4-4; 0-2 Big 5)

##	Player		tot-fg		3-pt		rebounds											
			fg	fga	fg	fga	fta	of	de	tot	pf	tp	a	to	blk	s	min	
13	ROBERTS, Ronald	f	4	5	0	0	4	6	2	6	8	3	12	0	1	0	30	
43	BEMBRY, DeAndre	f	5	9	2	3	5	7	1	2	3	5	17	2	3	2	0	28
45	KANACEVIC, Halil	f	3	9	0	1	4	5	2	2	4	5	10	2	2	0	1	26
10	GALLOWAY, L	g	6	16	2	8	4	4	0	7	7	3	18	1	1	2	0	37
24	WILSON, Chris	g	1	6	0	2	1	2	1	3	4	1	3	3	1	1	0	19
00	MASCHMEYER, E	g	1	2	0	0	2	2	0	0	0	1	4	1	0	0	0	9
11	QUARLES, Daryus	f	2	8	0	2	0	1	0	0	0	2	4	0	1	1	1	25
15	MILES, Isaiah	g	0	4	0	0	0	0	0	2	2	0	0	0	1	1	0	16
22	MOLOCK, Kyle	g	0	0	0	0	0	0	0	0	0	0	0	0	0	0	0	2
32	NDAO, Papa	g	0	0	0	0	0	0	0	0	0	2	0	0	1	1	0	3
34	BAUMANN, Javon	g	0	1	0	0	0	0	1	2	3	0	0	0	0	0	0	5
TEAM																		
Totals.....			22	60	4	20	20	27	12	26	38	24	68	9	11	8	2	200

TOTAL FG% 1st Half: 13-30 43.3% 2nd Half: 9-30 30.0% Game: 36.7% DEADBALL
3-Pt. FG% 1st Half: 4-11 36.4% 2nd Half: 0-9 0.0% Game: 0.0% REBOUNDS
F Throw % 1st Half: 5-7 71.4% 2nd Half: 15-20 75.0% Game: 74.1% 4

Officials: Michael Stephens, Brian O'Connell, Karl Hess
Technical fouls: Villanova-OCHEFU, Daniel. Saint Joseph's-None.
Attendance: 4,200

Score by Periods 1st 2nd Total
Villanova 39 59 98
Saint Joseph's 35 33 68

Game 9: December 18, 2013 - Hagan Arena

SJU 75 - Drexel 55

Halil Kanacevic scored a career-high 27 points and had 14 rebounds, while shooting 12-for-13 from the field, to lead Saint Joseph's to a 75-55 win over Drexel. **DeAndre' Bembyry** scored 18 points and **Langston Galloway** and **Chris Wilson** each added 11 points. Kanacevic scored nine points in the first six minutes of the second half as the Hawks went on a 19-5 run to take its biggest lead at that point, 42-32. Drexel pulled to within 54-47 with 7:36 remaining but Saint Joseph's went on a 16-2 run to put the game to take a commanding 70-49 lead with 4:35 remaining. After scoring his first basket of the game at the 12:45 mark of the second half, Galloway netted six points in that spurt by the Hawks. The teams struggled through a sloppy first half in which neither team made a three-point field goal (combined 0-for-12) and Saint Joseph's committed 10 turnovers and went just 1-for-7 from the foul line. Drexel led for all but a minute of the first half and took its biggest lead, 21-12, with 5:13 remaining. Kanacevic and Bembyry led the Hawks back by combining for Saint Joseph's final 11 points of the half. Bembyry scored the last five straight to pull Saint Joseph's within 25-23 before a layup gave the Dragons a 27-23 lead at halftime.

Drexel (7-3)

		tot-fg		3-pt		rebounds														
##	Player	f	fga	fg	fga	ft	fta	of	de	tot	pf	tp	a	to	blk	s	min			
32	ABIF, Kazembe	f	2	2	0	0	0	1	1	2	5	4	0	0	0	0	11			
35	RUFFIN, Dartaye	f	2	3	0	0	1	2	3	5	5	5	0	0	0	0	34			
03	FOUCH, Chris	g	2	9	0	2	2	0	3	3	2	6	4	2	0	2	29			
04	MASSENAT, Frantz	g	4	15	0	3	1	4	1	2	3	9	4	1	0	1	32			
11	ALLEN, Tavon	g	7	13	0	1	6	10	0	2	2	1	20	1	3	1	0	34		
01	WILSON, Freddie	g	2	7	0	4	1	2	0	0	0	5	0	1	0	0	14			
05	MANOJLOVIC, S	g	0	0	0	0	0	1	0	1	0	0	0	1	0	0	2			
13	PANTOVIC, Goran	g	0	1	0	0	0	1	2	1	3	2	0	0	0	0	7			
15	BAH, Mohamed	g	0	0	0	0	0	1	0	3	3	1	0	0	0	0	12			
21	LANE, Khris	g	0	0	0	0	0	0	0	0	0	0	0	0	0	0	2			
24	WILLIAMS, Rodney	g	2	4	0	0	2	3	3	7	10	4	6	0	1	1	0	15		
25	CANDIA, Major	g	0	1	0	1	0	0	0	0	0	1	0	0	0	0	8			
TEAM								2	1	3										
Totals.....			21	55	0	11	13	25	12	23	35	24	55	9	9	2	3	200		

GAME RECAPS

Game 10: December 21, 2013 - Reitz Arena - Baltimore, Md.

SJU 88 - Loyola 77

It was a tale of two halves, but Saint Joseph's held on for an 88-77 win over Loyola Maryland. Four Hawks scored in double figures during a 60-point first half as **Ronald Roberts** led Saint Joseph's with 20 points. SJU was led early by **Langston Galloway**, who hit on his first four three-point attempts and first five field goal attempts. After a 10-3 Hawk spurt, Loyola scored five straight to close within 13-12, which would be as close as the Greyhounds would get for the rest of the game. With SJU holding a 24-19 lead, a three-pointer from **Isaiah Miles** kicked off a 36-5 run to close out the half. Miles' three began a 17-0 spurt for the Hawks and was highlighted by a 9-of-10 shooting stretch for Saint Joseph's. SJU held a 60-24 lead at intermission. During the first half, the Hawks shot a blistering 64.5% (20-31) from the field, including 8-of-12 from three-point range, and hit on all 12 free throw attempts. In the middle of the second half, things turned around as Loyola outscored SJU 53-28 and held the Hawks to just four field goals. With SJU leading 72-42 with 9:30 left, Loyola raced to a 20-5 run, closing to 77-62 with 3:19 to play. Loyola then used an 8-1 spurt over a 40-second span to close to within 79-70 with 1:35 to go. Over the final 1:30, the Hawks hit 9-of-11 free throws to ice the game. Miles finished with a career-high 17 points in his hometown, **Chris Wilson** had 17 and Galloway scored 14 points.

Saint Joseph's (6-4)

##	Player	tot-fg	fga	3-pt	fg	fga	fta	of	de	tot	pf	tp	a	to	blk	s	min	
13	ROBERTS, Ronald	f	6	10	0	0	8	13	2	2	4	2	20	4	0	1	0	30
43	BEMBRY, DeAndre	f	1	7	0	3	3	5	2	7	9	3	5	4	0	1	0	29
45	KANACEVIC, Halil	f	3	7	0	0	1	2	3	5	8	3	7	6	3	1	0	33
10	GALLOWAY, L	g	5	13	4	9	0	0	0	4	4	2	14	0	1	0	33	
24	WILSON, Chris	g	4	5	3	4	6	6	1	2	3	0	17	3	0	0	29	
00	MASCHMEYER, E		1	3	0	2	0	0	0	0	0	2	2	2	1	0	0	15
11	QUARLES, Daryus		0	2	0	2	0	0	0	0	0	1	0	0	0	0	0	10
15	MILES, Isaiah		4	5	1	1	8	8	1	2	3	4	17	0	0	1	1	12
22	MOLOCK, Kyle		0	0	0	0	2	2	0	0	0	1	2	0	2	0	0	4
32	NDAO, Papa		0	0	0	0	4	4	0	1	1	0	4	0	0	0	0	5
	TEAM									1	4	5						
Totals.....			24	52	8	21	32	40	10	27	37	18	88	19	14	3	3	200

TOTAL FG% 1st Half: 20-31 64.5%

3-Pt. FG% 1st Half: 8-12 66.7%

F Throw % 1st Half: 12-12 100%

2nd Half: 4-21 19.0%

2nd Half: 0-9 0.0%

2nd Half: 20-28 71.4%

Game: 46.2%

Game: 38.1%

Game: 80.0%

DEADBALL

REBOUNDS

5

Loyola Maryland (5-5)

##	Player		tot-fg		3-pt		fg		fga		ft		fta		rebounds		pf	tp	a	to	blk	s	min
			fg	fga	fg	fga	ft	fta	of	de	tot	pf	tp	a	to	blk	s	min					
13	Rassman, Franz	f	2	5	1	3	2	2	1	1	2	3	7	2	2	0	1	18	0	18			
15	Latham, Jordan	f	2	5	0	0	3	6	1	2	3	3	7	0	2	1	0	21	0	21			
03	Cormier, Dylan	g	4	15	1	4	6	8	5	6	11	3	27	5	0	0	1	35	0	35			
05	Laster, Eric	g	10	17	7	2	5	0	0	1	0	1	4	10	2	1	0	27	0	27			
12	Williams, R.J.	g	3	8	0	3	3	4	0	4	4	2	9	4	0	0	2	31	0	31			
01	Gorski, Nick		1	6	0	1	0	0	1	2	3	2	2	0	1	1	0	16	0	16			
02	Rashford, Damien		0	0	0	0	0	0	0	0	0	0	2	0	0	0	0	4	0	4			
10	Britto, Denzel		0	2	0	2	0	0	0	1	1	0	0	1	0	0	0	12	0	12			
21	Jones, Jarred		5	8	2	4	3	6	0	3	3	4	15	0	5	0	2	27	0	27			
23	Hubbard, Tyler		0	2	0	2	0	0	0	0	0	3	0	0	0	0	0	9	0	9			
TEAM											2	2						1					
Totals.....			27	58	6	24	17	26	9	21	30	26	77	14	12	2	6	200					

TOTAL FG% 1st Half: 7-22 31.8%

3-Pt. FG% 1st Half: 2-12 16.7%

F Throw % 1st Half: 8-10 80.0%

2nd Half: 20-36 55.6%

2nd Half: 4-12 33.3%

2nd Half: 9-16 56.3%

Game: 46.6%

Game: 25.0%

Game: 65.4%

DEADBALL

REBOUNDS

4

Officials: Lionel Butler, Kevin O'Connell, Dan Anderson
 Technical fouls: Saint Joseph's-None. Loyola Maryland-None.
 Attendance: 1,032

Score by Periods	1st	2nd	Total
Saint Joseph's	60	28	88
Loyola Maryland	24	53	77

Game 11: December 29, 2013 - Hagan Arena

SJU 73 - Boston University 67

Saint Joseph's fought back from an 11-point second-half deficit to defeat Boston University, 73-67. **Chris Wilson** tied his career high with 19 points to lead four Hawks in double figures while **Ronald Roberts, Jr.** had 19 as well, **Langston Galloway** scored 16 and freshman **DeAndre Bembry** added 11. Saint Joseph's trailed the Terriers, 35-28, at the break and BU opened the second half with two three-pointers to push the lead to 41-30 with 18:52 to go. But Galloway keyed a 13-2 run over the next five minutes, with seven points, including a jumper at 13:50 that tied the game at 43. After a 47-47 tie, BU went on a 7-0 spurt to take a 54-47 lead with 8:46 to go. From that point, the Hawk defense took over, holding the Terriers without a field goal over a span of 9:30. The defense keyed the offense, as Bembry scored nine of the Hawks' next 14 points during an 18-2 run that gave SJU a 67-58 lead at 1:02.

Boston University (7-6)

##	Player		tot-fg		3-pt		fg		fga		ft		fta		rebounds		pf	tp	a	to	blk	s	min	
			fg	fga	fg	fga	ft	fta	of	de	tot	pf	tp	a	to	blk	s	min						
15	MORRIS, Dom	f	4	7	0	0	3	4	1	6	7	1	11	0	2	0	0	30	0	30				
22	DIEUDONNE, N	f	2	4	0	2	0	0	0	3	3	3	4	1	0	0	0	25	0	25				
01	WATSON JR., M	g	9	14	0	2	3	3	0	2	2	0	21	7	4	0	1	31	0	31				
02	PAPALE, John	g	3	10	3	7	0	0	1	1	2	1	9	1	0	0	1	29	0	29				
13	IRVING, D.J.	g	2	7	1	4	0	0	1	3	4	4	5	4	1	0	0	32	0	32				
21	HANKERSON, C		1	5	0	2	4	4	3	2	5	3	6	1	0	0	0	14	0	14				
24	ROBINSON, Travis		1	6	1	5	0	0	1	1	2	2	3	0	0	0	0	16	0	16				
31	THOMAS, Malik		1	5	0	0	0	0	0	1	1	4	2	0	1	0	1	14	0	14				
32	ALSTON, Justin		3	4	0	0	0	0	2	1	3	2	6	0	1	1	1	9	0	9				
TEAM									3	1	4													
Totals.....			26	62	5	22	10	11	12	21	33	20	67	14	9	1	5	200						

TOTAL FG% 1st Half: 15-33 45.5%

3-Pt. FG% 1st Half: 3-11 27.3%

F Throw % 1st Half: 2-2 100%

2nd Half: 11-29 37.9%

2nd Half: 2-11 18.2%

2nd Half: 8-9 88.9%

Game: 41.9%

Game: 22.7%

Game: 90.9%

DEADBALL

REBOUNDS

1

Saint Joseph's (7-4)

##	Player	tot-fg		3-pt		rebounds		pf	tp	a	to	blk	s	min				
		fg	fga	fg	fga	ft	fta								of	de	tot	
13	ROBERTS, Ronald	f	7	14	0	0	5	7	2	6	8	1	19	2	2	1	0	38
43	BEMBRY, DeAndre	f	3	8	1	4	4	4	1	2	3	4	11	0	2	1	2	26
45	KANACEVIC, Halil	f	3	4	0	0	0	0	3	5	8	4	6	7	3	2	0	34
10	GALLOWAY, L	g	4	9	1	3	7	8	1	2	3	2	16	4	0	1	2	39
24	WILSON, Chris	g	7	14	3	6	2	4	0	1	1	0	19	1	3	0	0	37
00	MASCHMEYER, E		0	0	0	0	0	0	0	0	0	0	0	0	0	0	0	4
11	QUARLES, Daryus		0	2	0	2	0	0	2	1	3	0	0	0	0	1	0	14
15	MILES, Isaiah		0	2	0	0	0	0	0	1	1	0	0	0	0	1	0	5
32	NDAO, Papa		0	0	0	0	2	2	0	1	1	0	2	0	0	0	0	3
TEAM									2	3	5							
Totals.....			24	53	5	15	20	25	11	22	33	11	73	14	12	5	4	200

TOTAL FG% 1st Half: 11-26 42.3%

3-Pt. FG% 1st Half: 3-7 42.9%

F Throw % 1st Half: 3-4 75.0%

2nd Half: 13-27 48.1%

2nd Half: 2-8 25.0%

2nd Half: 17-21 81.0%

Game: 45.3%

Game: 33.3%

Game: 80.0%

DEADBALL

REBOUNDS

4

Officials: Michael Stephens, DJ Carstensen, Gary Pucino
 Technical fouls: Boston University-None. Saint Joseph's-None.
 Attendance: 4,051

Score by Periods	1st	2nd	Total
Boston University	35	32	67
Saint Joseph's	28	45	73

Game 12: December 31, 2013 - Hagan Arena

SJU 71 - Binghamton 44

Saint Joseph's closed out 2013 by defeating Binghamton, 71-44, in a New Year's Eve matinee. **Langston Galloway** had a game-high 20 points, connecting on 6-of-9 from three point range for the Hawks. **Chris Wilson** scored 13 points, making 3-of-6 three-pointers for his fourth straight game in double figures. **Isaiah Miles** added 11 points off the bench for SJU, **DeAndre Bembry** handed out a career-high eight assists, and **Halil Kanacevic** had seven as the Hawks totalled 21 assists on 26 baskets. SJU tied its season high with 14 three-pointers made,

2013-14 SAINT JOSEPH'S BASKETBALL • 20

Game 13: January 4, 2014 - Hagan Arena

SJU 53 - Denver 52

Langston Galloway scored 14 points and **DeAndre' Bembry** added 13 as Saint Joseph's edged Denver, 53-52, for the Hawks' fifth win in a row. SJU led 51-49 with 2:06 to play and after two turnovers by Denver and one by SJU, Denver regained possession with 10 seconds to play. Marcus Byrd's three-pointer was off the mark and **Halil Kanacevic** blocked the follow-up. Bembry then grabbed the rebound and fed to **Chris Wilson**, who was fouled and made both free throws with six-tenths of a second to play to put the Hawks up, 53-49. Denver hit a three-pointer at the buzzer to provide the final margin. The teams traded leads in the early part of the second half, but Saint Joseph's went on a 9-0 run to take its biggest lead of the game, 45-37, at 8:07. The Hawks struggled offensively in the first half, shooting just 27.6 percent and had to come back from an 11-point deficit. SJU went without a point for close to five minutes as Denver jumped out to a 12-3 lead. Trailing 21-10 with 8:28 to play, Galloway started the Hawks' comeback, scoring seven consecutive points as SJU went on an 8-2 run. SJU closed to 23-21 on a layup by Kanacevic but Denver took a 25-23 lead into intermission. **Ronald Roberts, Jr.**, grabbed 15 rebounds for the Hawks while Kanacevic had six rebounds and four blocks on the day.

Denver (7-8)

##	Player	f	tot-fg		3-pt		rebounds		pf	tp	a	to	blk	s	min
			fg	fga	fg	fga	ft	fta							
24	SAMAC, Dom	f	0	1	0	1	0	0	0	0	4	0	0	0	6
34	UDOFIA, Chris	f	2	6	0	0	5	7	2	5	9	4	3	1	34
03	LOVE, Jalen	g	8	12	4	7	0	1	1	3	4	3	20	3	48
23	OLSON, Brett	g	2	8	2	6	0	0	0	5	5	0	6	3	39
30	GRIFFIN, Cam	g	3	6	0	0	2	2	0	4	5	8	3	2	0
21	RUCKER, Bryant	g	2	6	2	1	1	0	1	1	2	2	5	1	0
35	BYRD, Marcus	g	2	8	0	5	0	0	0	3	3	2	4	0	1
TEAM															
Totals.....			19	43	7	20	7	10	4	22	26	20	52	13	200

TOTAL FG% 1st Half: 11-24 45.8% 2nd Half: 8-19 42.1% Game: 44.2% DEADBALL
3-Pt. FG% 1st Half: 3-9 33.3% 2nd Half: 4-11 36.4% Game: 35.0% REBOUNDS
F Throw % 1st Half: 0-2 0.0% 2nd Half: 7-8 87.5% Game: 70.0% 0

Saint Joseph's (9-4)

##	Player	f	tot-fg		3-pt		rebounds		pf	tp	a	to	blk	s	min
			fg	fga	fg	fga	ft	fta							
13	ROBERTS, Ronald	f	4	11	0	0	1	2	8	7	15	3	9	2	37
43	BEMBRY, DeAndre	f	4	14	1	4	4	7	1	5	6	1	13	4	38
45	KANACEVIC, Halil	f	3	4	0	0	2	7	4	2	6	4	8	0	30
10	GALLOWAY, L	g	5	13	2	4	2	2	1	6	7	2	14	0	40
24	WILSON, Chris	g	2	5	1	1	4	5	0	3	3	0	9	2	38
15	MILES, Isaiah	g	0	1	0	1	0	0	0	0	0	0	0	0	5
32	NDAAO, Papa	g	0	0	0	0	0	0	0	0	0	0	0	0	12
TEAM															
Totals.....			18	48	4	10	13	23	15	23	38	11	53	9	200

TOTAL FG% 1st Half: 8-29 27.6% 2nd Half: 10-19 52.6% Game: 37.5% DEADBALL
3-Pt. FG% 1st Half: 2-6 33.3% 2nd Half: 2-4 50.0% Game: 40.0% REBOUNDS
F Throw % 1st Half: 5-10 50.0% 2nd Half: 8-13 61.5% Game: 56.5% 3

Officials: Donnie Eppley, Bernard Clinton, Dennis Allocco
Technical fouls: Denver-None. Saint Joseph's-None.
Attendance: 4,076

Score by Periods 1st 2nd Total
Denver 25 27 52
Saint Joseph's 23 30 53

Game 14: January 8, 2014 - Mullins Center - Amherst, Mass.

#19/19 Massachusetts 66 - SJU 62

A shorthanded Saint Joseph's team battled for 40 minutes, but a late run to end the game gave 19th-ranked Massachusetts a 66-62 victory at the Mullins Center in the A-10 opener. **Halil Kanacevic** led the Hawks with 19 points and 13 rebounds, while **Langston Galloway** and **DeAndre' Bembry** chipped in 18 and 16 points, respectively. **Ronald Roberts, Jr.** left the game early in the second half due to back spasms after an awkward fall and did not return. SJU was also without **Isaiah Miles**, who missed the game due to a concussion. Saint Joseph's held a 31-28 lead at halftime, but a 7-0 spurt by UMass put the Minutemen on top, 35-31, with 18:16 to go and then increased to 13-4 after a layup to put the home team ahead 41-35 with 14:05 remaining. A Galloway jumper at 13:48 kicked off a 7-0 run for the Hawks; a three-pointer by Kanacevic and a layup by **Chris Wilson** put SJU ahead by a point, 42-41, with 12:09 to go. With the score tied, 48-48, at 9:22, the Hawks would score the next nine points of the game, seven of them by Kanacevic, to take a 57-48 lead with 6:23 to go. But from that point forward, UMass outscored Saint Joseph's, 18-5, to secure the victory.

Saint Joseph's (9-5, 0-1 A-10)

##	Player	f	tot-fg		3-pt		rebounds		pf	tp	a	to	blk	s	min
			fg	fga	fg	fga	ft	fta							
13	ROBERTS, Ronald	f	1	4	0	0	2	2	1	1	2	1	4	3	22
43	BEMBRY, DeAndre	f	7	11	0	1	2	4	2	6	8	2	16	1	39
45	KANACEVIC, Halil	f	6	9	2	3	5	8	1	12	13	4	19	6	5
10	GALLOWAY, L	g	7	14	3	8	1	2	2	3	5	2	18	3	40
24	WILSON, Chris	g	2	7	1	4	0	1	0	1	1	2	5	1	37
32	NDAAO, Papa	g	0	2	0	2	0	0	1	2	3	4	0	1	12
34	BAUMANN, Javon	g	0	0	0	0	0	0	0	0	0	0	0	0	10
41	KELLY, Colin	g	0	0	0	0	0	0	0	1	1	0	0	0	0+
TEAM															
Totals.....			23	47	6	18	10	17	8	27	35	15	62	15	200

TOTAL FG% 1st Half: 10-22 45.5% 2nd Half: 13-25 52.0% Game: 48.9% DEADBALL
3-Pt. FG% 1st Half: 5-10 50.0% 2nd Half: 1-8 12.5% Game: 33.3% REBOUNDS
F Throw % 1st Half: 6-6 100% 2nd Half: 4-11 36.4% Game: 58.8% 3

Massachusetts (13-1, 1-0 A-10)

##	Player	f	tot-fg		3-pt		rebounds		pf	tp	a	to	blk	s	min
			fg	fga	fg	fga	ft	fta							
22	CARTER, Sampson	f	0	7	0	3	3	4	0	3	3	1	3	2	24
34	PUTNEY, Raphael	f	5	10	1	4	0	0	2	2	4	3	11	1	0
25	LALANNE, Cady	c	2	5	0	0	0	2	1	3	4	3	4	1	0
02	GORDON, Derrick	g	4	10	0	0	0	0	0	4	4	0	8	3	2
03	WILLIAMS, Chaz	g	6	12	3	5	7	10	0	0	0	2	22	4	37
01	ESHO, Maxie	g	6	7	0	0	0	1	1	2	3	3	12	0	2
11	BERGANTINO, T	g	0	0	0	0	0	0	1	2	3	1	0	1	0
12	DAVIS, Trey	g	1	4	1	3	3	4	0	3	3	2	6	2	18
TEAM															
Totals.....			24	55	5	15	13	21	8	20	28	15	66	14	200

TOTAL FG% 1st Half: 11-28 39.3% 2nd Half: 13-27 48.1% Game: 43.6% DEADBALL
3-Pt. FG% 1st Half: 1-9 11.1% 2nd Half: 4-6 66.7% Game: 33.3% REBOUNDS
F Throw % 1st Half: 5-7 71.4% 2nd Half: 8-14 57.1% Game: 61.9% 4

Officials: Bill McCarthy, Brent Hampton, Jose Carrion
Technical fouls: Saint Joseph's-None. Massachusetts-None.
Attendance: 4,621

Score by Periods 1st 2nd Total
Saint Joseph's 31 31 62
Massachusetts 28 38 66

Game 15: January 11, 2014 - Patriot Center - Fairfax, Va.

SJU 84 - George Mason 80

Trailing by three points with 7:25 remaining in the game, seniors **Halil Kanacevic** and **Langston Galloway** put Saint Joseph's on their backs and led the Hawks to a gritty 84-80 win at George Mason in the first A-10 meeting of the teams. Kanacevic scored 23 points, Galloway had 20 and **DeAndre' Bembry** added 17, while **Papa Ndao** posted a career-high 13 points on 4-of-4 shooting in his first start of the season. The Hawks were without second-leading scorer **Ronald Roberts, Jr.**, who missed his first career game due to back spasms, and **Isaiah Miles** who missed his second consecutive game due to a concussion. Trailing 45-40 at halftime, SJU opened the second half on a 10-2 run, culminating in a dunk and a layup by Kanacevic to put the Hawks on top, 53-47, with 16:26 remaining. The Patriots closed back to within 54-53 but a layup by Bembry restored a three-point lead a minute later. The Hawks took a 60-55 lead at the 12:28 mark, but GMU would answer with an 11-3 run to take a 66-63 lead with 7:25 left. Kanacevic answered with a layup and Ndao hit his third three-pointer of the game to put SJU ahead for good, 68-67, with 6:12 to go. That bucket kicked off a 9-0 run that featured four points from Galloway and left the Hawks with a 74-67 advantage with 3:16 to play. A pair of GMU free throws broke up the run, but the Hawks then scored six of the next seven points, punctuated by a fast break dunk from Bembry, to take an 80-70 lead at :45. Galloway and Kanacevic would each drain a pair of free throws to help seal the victory before GMU hit a desperation three-pointer at the buzzer to provide the final margin.

Saint Joseph's (10-5, 1-1 A-10)

##	Player	f	tot-fg		3-pt		rebounds		pf	tp	a	to	blk	s	min
			fg	fga	fg	fga	ft	fta							
32	NDAAO, Papa	f	4	4	3	3	2	2	0	2	2	13	2	2	1
43	BEMBRY, DeAndre	f	7	11	0	2	3	7	1	4	5	1	17	3	37
45	KANACEVIC, Halil	f	9	15	0	1	5	6	1	6	7	2	23	1	3
10	GALLOWAY, L	g	4	9	3	6	9	11	1	5	6	3	20	3	40
24	WILSON, Chris	g	4	9	1	4	0	0	0	4	4	0	9	5	35
00	SCHMEYER, E	g	0	0	0	0	0	0	0	0	0	0	0	0	3
11	QUARLES, Daryus	g	0	0	0	0	0	0	0	3	3	1	0	0	6
34	BAUMANN, Javon	g	1	1	0	0	0	0	1	1	2	1	2	0	0
41	KELLY, Colin	g	0	0	0	0	0	0	0	0	0	0	0	0	0+
TEAM															
Totals.....			29	49	7	16	19	26	4	27	31	10	84	14	200

TOTAL FG% 1st Half: 14-23 60.9% 2nd Half: 15-26 57.7% Game: 59.2% DEADBALL
3-Pt. FG% 1st Half: 4-10 40.0% 2nd Half: 3-6 50.0% Game: 43.8% REBOUNDS
F Throw % 1st Half: 8-10 80.0% 2nd Half: 11-16 68.8% Game: 73.1% 3

George Mason (7-9, 0-2 A-10)

##	Player	f	tot-fg		3-pt		rebounds		pf	tp	a	to	blk	s	min
			fg	fga	fg	fga	ft	fta							
02	WILLIAMS, Johnny	f	1	3	0	0	0	0	0	3	3	2	1	0	18
20	JENKINS, Jalen	f	8	10	0	0	4	5	2	5	7	3	20	0	5
00	ALLEN, Bryon	g	7	16	4	7	2	3	1	3	4	2	20	4	34
10	WRIGHT, Sherrod	g	4	11	2	5	1	2	0	1	1	5	11	3	1
22	MOORE, Marquise	g	0	1	0	0	0	0	0	0	0	0	1	1	13
01	GRAY, Vaughn	g	1	2	1	2	0	0	0	1	1	0	3	0	7
03	HOLLOWAY, Patrick	g	4	8	2	5	0	0	0	0	0	0	10	1	0
04	COPE, Erik	g	3	3	0	0	0	0	1	4	5	2	6	0	22
13	EDWARDS, Corey	g	3	6	2	3	0	0	0	2	2	8	3	3	1
40	GUJANICIC, Marko	g	0	3	0	1	0	0	0	0	0	0	0	0	7
TEAM															
Totals.....			31	63	11	23	7	10	6	20	26	16	80	13	200

TOTAL FG% 1st Half: 18-33 54.5% 2nd Half: 13-30 43.3% Game: 49.2% DEADBALL
3-Pt. FG% 1st Half: 7

2013-14 SAINT JOSEPH'S BASKETBALL • 22

TOTAL FG% 1st Half: 11-27 40.7%	2nd Half: 8-16 50.0%	Game: 44.2%	DEADB
3-Pt. FG% 1st Half: 1-10 10.0%	2nd Half: 1-4 25.0%	Game: 14.3%	REBOUNDS
F Throw % 1st Half: 4-10 40.0%	2nd Half: 17-28 60.7%	Game: 55.3%	5

Officials: Brian O'Connell, Winston Stith, Patrick Evans
 Technical fouls: Rhode Island-None. Saint Joseph's-None.
 Attendance: 3,861

Score by Periods	1st	2nd	Total
Rhode Island	30	27	57
Saint Joseph's	27	34	61

Game 19: January 25, 2014 - Robins Center - Richmond, Va. Richmond 77 - SJU 62

Halil Kanacevic led all players with 21 points and a career-high 19 rebounds, but Saint Joseph's struggled from the floor in a 77-62 loss at Richmond. During the game, **Langston Galloway** broke the school's career record for three-point field goals (294) set by SJU Basketball Hall of Famer Pat Carroll from 2001-05. Galloway sank the 295th three-pointer of his career in the second half. Leading 35-28 at halftime, Richmond opened the second half with an 11-2 run to take a 46-30 lead with 15:41 to go. SJU would cut the deficit to 52-43 after five points each from Galloway and **Chris Wilson** during a 13-6 stretch. The Spiders responded with a 12-2 run, taking their biggest lead of the game when a dunk made it a 64-45 advantage with 4:34 to go. After a dunk by **Ronald Roberts**, Galloway hit his record-breaking three to cut the deficit to 64-50. A three-pointer from Kanacevic with 3:20 to play preceded a pair of UR free throws that left the score at 66-53, but a jumper from **DeAndre' Bemby** and another three from Galloway capped off a 13-2 run that got the Hawks back within 66-58 with 2:22 to go. The Hawks could not get closer, however, as the Spiders converted 9-of-10 free throws over the final 1:25 to seal the victory. Saint Joseph's enjoyed a 44-35 advantage on the boards and pulled down 21 offensive rebounds, but shot just 37.1% (26-of-70) from the floor. Richmond hit on 47.9% (23-of-48) of its shots; that mark included 10-of-22 (45.5%) from three-point range, well over their average of 31.6%. Galloway scored 11 of his 13 points in the second half, while Bemby (11) and Wilson (10) also reached double-digits for SJU.

Saint Joseph's (13-6, 3-2)

##	Player	fg	fga	ft	fta	of	de	tot	pf	tp	a	to	blk	s	min
13	ROBERTS, Ronald	f	2	7	0	0	1	2	2	4	4	5	1	1	31
43	BEMBRY, DeAndre	f	5	17	0	4	1	2	5	3	8	4	1	2	37
45	KANACEVIC, Halil	f	9	13	1	2	2	6	6	13	19	4	21	3	40
10	GALLOWAY, L	g	5	17	3	9	0	0	1	0	1	3	13	1	39
24	WILSON, Chris	g	4	11	2	5	0	0	3	5	8	2	10	2	35
11	QUARLES, Daryus	g	0	0	0	0	0	0	0	0	0	0	0	0	0+
15	MILES, Isaiah	g	2	0	1	0	0	0	2	0	2	0	0	0	6
32	NDAO, Papa	g	1	3	0	1	0	0	1	0	1	4	2	1	12
TEAM						1		1							
Totals.....		26	70	6	22	4	10	21	23	44	21	62	10	8	200

TOTAL FG% 1st Half: 12-31 38.7%	2nd Half: 14-39 35.9%	Game: 37.1%	DEADB
3-Pt. FG% 1st Half: 1-7 14.3%	2nd Half: 5-15 33.3%	Game: 27.3%	REBOUNDS
F Throw % 1st Half: 3-6 50.0%	2nd Half: 1-4 25.0%	Game: 40.0%	3

Richmond (14-6, 4-1)

##	Player	fg	fga	ft	fta	of	de	tot	pf	tp	a	to	blk	s	min
05	DAVIS, Trey	f	4	8	1	1	5	7	1	11	12	1	14	2	32
33	NELSON-ODODA	f	0	1	0	1	1	2	2	4	4	1	0	1	12
34	WILLIAMS, Derrick	f	1	6	0	3	1	2	1	3	4	2	3	3	27
00	ANTHONY, Kendall	g	6	13	3	9	4	4	1	1	2	0	19	4	30
02	LINDSAY, Cedrick	g	3	6	1	2	9	13	0	2	2	0	16	2	36
03	JONES, ShawnDre'	g	1	1	1	1	0	0	0	0	0	0	3	0	3
04	SPARROW, Wayne	g	0	1	0	0	0	0	0	1	1	0	1	3	13
11	TAYLOR, Deion	g	4	5	2	2	1	2	1	2	3	0	11	0	23
15	ALLEN, Terry	g	4	7	2	3	0	0	2	4	6	2	10	2	24
TEAM						1		1							
Totals.....		23	48	10	22	21	30	9	26	35	10	77	14	7	200

TOTAL FG% 1st Half: 11-26 42.3%	2nd Half: 12-22 54.5%	Game: 47.9%	DEADB
3-Pt. FG% 1st Half: 7-14 50.0%	2nd Half: 3-8 37.5%	Game: 45.5%	REBOUNDS
F Throw % 1st Half: 6-8 75.0%	2nd Half: 15-22 68.2%	Game: 70.0%	2

Officials: Paul Faia, Garrick Shannon, Kenneth Turner
 Technical fouls: Saint Joseph's-None. Richmond-None.
 Attendance: 7,201

Score by Periods	1st	2nd	Total
Saint Joseph's	28	34	62
Richmond	35	42	77

Game 20: January 29, 2014 - UD Arena - Dayton, Ohio SJU 60 - Dayton 57

Langston Galloway banked home a three-pointer with 1.8 seconds remaining to lead Saint Joseph's past Dayton, 60-57. **Chris Wilson** led the Hawks with 15 points on 5-of-9 shooting, while **Halil Kanacevic** scored the 1,000th point of his collegiate career and grabbed 11 rebounds. **Ronald Roberts, Jr.** added 12 points and **DeAndre' Bemby** had 11. With the Hawks leading 57-55, Dayton's Dyshawn Pierre tied the game with a layup with 11 seconds left. After a timeout, Galloway

took the inbounds pass in the backcourt and dribbled around a pair of screens on his right. His shot hit the backboard and went through the net with 1.8 seconds on the clock. The Flyers missed a desperation attempt from halfcourt to give the Hawks the victory, their first in Dayton since Feb. 21, 2001, snapping an eight-game losing streak at UD Arena. The Hawks owned a 15-point lead in the second half, but almost let it slip away. With SJU leading 47-32 at the midway point of the half, Dayton made its comeback, outscoring the Hawks, 19-7, over the next eight minutes. After Dayton's Vee Sanford picked off an SJU pass, Bemby was whistled for a flagrant foul in trying to stop the break. Sanford hit both free throws to pull UD within 54-51 at 2:23, but Wilson intercepted a pass on Dayton's ensuing possession. Bemby then hit a pair of free throws to increase SJU's lead to 56-51. The Flyers came within 56-55, at :27, but Bemby connected on the front end of the one-and-one to give SJU a 57-55 cushion. The Flyers answered with a layup at :11 to tie the game at 57-57 and set the stage for Galloway's game-winner. SJU scored a season-low 20 points in the first half, and trailed 25-20 at halftime. The Hawks came out like a different team after intermission and opened the second with a 27-7 run, including 12 straight points to take a 47-32 lead.

Saint Joseph's (14-6, 4-2 A-10)

##	Player	fg	fga	ft	fta	of	de	tot	pf	tp	a	to	blk	s	min
13	ROBERTS, Ronald	f	4	7	0	0	4	6	3	3	6	5	12	0	39
45	KANACEVIC, Halil	f	4	9	0	2	0	4	0	11	11	4	8	3	40
43	BEMBRY, DeAndre	c	3	10	0	2	5	7	0	1	1	11	3	4	35
10	GALLOWAY, L	g	4	9	3	7	1	2	0	4	4	3	12	2	35
24	WILSON, Chris	g	5	9	3	6	2	2	0	1	1	15	2	4	38
11	QUARLES, Daryus	g	0	0	0	0	0	0	0	0	0	0	0	0	4
32	NDAO, Papa	g	1	1	0	0	0	0	0	1	1	0	2	0	9
TEAM						1		4							
Totals.....		21	45	6	17	12	21	4	25	29	17	60	10	13	200

TOTAL FG% 1st Half: 7-26 26.9%	2nd Half: 14-19 73.7%	Game: 46.7%	DEADB
3-Pt. FG% 1st Half: 3-13 23.1%	2nd Half: 3-4 75.0%	Game: 35.3%	REBOUNDS
F Throw % 1st Half: 3-6 50.0%	2nd Half: 9-15 60.0%	Game: 57.1%	3

Dayton (13-8, 1-5 A-10)

##	Player	fg	fga	ft	fta	of	de	tot	pf	tp	a	to	blk	s	min
05	OLIVER, Devin	f	5	10	3	5	3	5	1	5	6	2	16	1	34
21	PIERRE, Dyshawn	f	4	6	0	1	1	1	1	0	1	2	9	1	27
35	KAVANAUGH, Matt	c	1	2	0	0	0	2	1	2	3	2	1	2	16
00	PRICE, Khari	g	0	3	0	3	0	0	0	2	2	1	0	0	14
24	SIBERT, Jordan	g	7	15	6	14	1	2	0	0	0	2	21	2	28
11	SMITH, Scoochie	g	1	4	1	3	0	0	0	4	4	0	3	5	26
12	ROBINSON, Jalen	g	0	2	0	0	0	0	2	1	3	1	0	0	9
22	POLLARD, Kendall	g	0	1	0	0	0	0	0	1	1	0	1	0	7
25	GAVERLOVIC, Alex	g	0	0	0	0	0	0	0	0	0	0	0	0	1
40	SCOTT, Devon	g	0	4	0	0	0	0	0	4	4	3	0	1	11
43	SANFORD, Vee	g	2	6	0	2	2	2	1	5	6	2	6	2	25
TEAM						3		2							
Totals.....		20	53	10	28	7	12	9	26	35	17	57	14	14	200

TOTAL FG% 1st Half: 9-26 34.6%	2nd Half: 11-27 40.7%	Game: 37.7%	DEADB
3-Pt. FG% 1st Half: 6-14 42.9%	2nd Half: 4-14 28.6%	Game: 35.7%	REBOUNDS
F Throw % 1st Half: 1-2 50.0%	2nd Half: 6-10 60.0%	Game: 58.3%	4

Officials: Jeff Anderson, Bernard Clinton, Robert Riley
 Technical fouls: Saint Joseph's-None. Dayton-None.
 Attendance: 12,083

Score by Periods	1st	2nd	Total
Saint Joseph's	20	40	60
Dayton	25	32	57

Game 21: February 1, 2014 - Hagan Arena SJU 73 - #21/19 Massachusetts 68

Chris Wilson hit a pair of free throws with :30 seconds to play to help Saint Joseph's hold on for a 73-68 win over #21/19 Massachusetts at Hagan Arena. **Halil Kanacevic** led the Hawks with 18 points and five assists while **Ronald Roberts** scored 17. **DeAndre' Bemby** had 13 points and Wilson scored 12. Massachusetts fought back from a 17-point first half deficit and tied the game 67-67 with 1:20 to play. SJU followed with a free throw from **Langston Galloway** at :56 to regain the 68-67 lead, but UMass tied it again on a foul shot at :39. Wilson's free throws at :30 gave Saint Joseph's a 70-68 lead, but UMass turned the ball over on its next possession and **Papa Ndao** came away with the ball. The junior hit both free throws at 12.6 seconds to give the Hawks a 72-68 lead. UMass missed a three-point attempt and Galloway was fouled with :06 remaining, and made one free throw to provide the final margin. Trailing 41-25 at halftime, UMass outscored the Hawks, 13-5, in the first five minutes of the second half to come within 46-38. Saint Joseph's maintained the lead and eventually built it back up to 64-51 but a 13-1 UMass run tied the game, 67-67, at 1:23. It was Saint Joseph's first win over a ranked team since November 16, 2012 when the Hawks defeated #20 Notre Dame.

2013-14 SAINT JOSEPH'S BASKETBALL • 23

Massachusetts (17-4; 4-3 A-10)

##	Player	tot-fg		3-pt		rebounds		pf	tp	a	to	blk	s	min
		fg	fga	fg	fga	fta	of							
22	CARTER, Sampson	f	1	7	0	3	0	0	2	4	2	1	0	25
34	PUTNEY, Raphael	f	3	7	1	3	0	0	3	9	12	4	2	23
25	LALANNE, Cady	c	5	6	0	0	2	6	1	4	5	5	12	1
02	GORDON, Derrick	g	10	13	0	0	1	2	0	1	2	21	2	33
03	WILLIAMS, Chaz	g	4	8	2	3	6	8	0	5	4	16	10	3
00	DYSON, Demetrius	g	0	2	0	1	0	0	1	0	1	0	0	4
01	ESHO, Maxie	g	1	2	0	0	1	2	0	0	0	0	0	8
05	SANTEE, Clyde	g	0	0	0	0	0	0	0	0	0	0	0	1
11	BERGANTINO, Tyler	g	0	0	0	0	0	0	1	1	0	0	0	11
12	DAVIS, Trey	g	2	7	1	3	2	2	1	2	3	7	3	29
24	BERGER, Seth	g	0	1	0	1	0	0	0	2	2	1	0	2
TEAM							1	4	5			1		
Totals.....			26	53	4	14	12	20	9	28	37	26	68	18

TOTAL FG% 1st Half: 10-26 38.5% 2nd Half: 16-27 59.3% Game: 49.1% DEADBALL
3-Pt. FG% 1st Half: 2-7 28.6% 2nd Half: 2-7 28.6% Game: 28.6% REBOUNDS
F Throw % 1st Half: 3-6 50.0% 2nd Half: 9-14 64.3% Game: 60.0% 4

Saint Joseph's (15-6; 5-2 A-10)

##	Player	tot-fg		3-pt		rebounds		pf	tp	a	to	blk	s	min
		fg	fga	fg	fga	fta	of							
13	ROBERTS, Ronald	f	4	9	0	0	9	12	2	4	6	2	17	2
43	BEMBRY, DeAndre	f	3	11	2	3	5	8	3	5	8	5	13	3
45	KANACEVIC, Halil	f	7	11	1	1	3	6	4	2	6	4	18	5
10	GALLOWAY, L	g	2	7	0	3	3	7	0	3	3	4	7	0
24	WILSON, Chris	g	4	9	2	4	2	3	0	6	6	3	12	2
00	MASCHMEYER, E	g	0	0	0	0	0	0	0	1	0	0	0	1
15	MILES, Isaiah	g	0	1	0	1	1	2	0	0	0	0	1	0
32	NDAO, Papa	g	1	3	1	1	2	2	0	0	0	1	5	2
TEAM							1	1	2					
Totals.....			21	51	6	13	25	40	10	22	32	19	73	14

TOTAL FG% 1st Half: 13-29 44.8% 2nd Half: 8-22 36.4% Game: 41.2% DEADBALL
3-Pt. FG% 1st Half: 5-8 62.5% 2nd Half: 1-5 20.0% Game: 46.2% REBOUNDS
F Throw % 1st Half: 10-17 58.8% 2nd Half: 15-23 65.2% Game: 62.5% 7

Officials: Tim Comer, Jose Carrion, Dan Anderson
Technical fouls: Massachusetts-None. Saint Joseph's-None.
Attendance: 4,200

Score by Periods	1st	2nd	Total
Massachusetts	25	43	68
Saint Joseph's	41	32	73

Game 22: February 5, 2014 - Hagan Arena #13/15 Saint Louis 65 - SJU 49

Saint Louis held Saint Joseph's to its lowest point total of the year as the #13/15 Billikens scored a 65-49 win in Atlantic 10 action at Hagan Arena. **Ronald Roberts, Jr.** was the only Hawk in double figures with a game-high 19 points and nine rebounds while **Halil Kanacevic** had nine points and nine rebounds. Saint Joseph's fell victim to the Saint Louis defense that held them to 31.9 percent shooting and a 1-for-15 effort from three-point range. The Hawks also committed 17 turnovers in the loss. Trailing 35-22 at halftime, Saint Joseph's tried get back into the game in the second half, but every attempt was stifled by a turnover or a missed opportunity. Down 45-32, the Hawks scored six straight points, as a short jumper from **Papa Ndao** cut the deficit to 45-38 at 9:45. But Saint Louis answered right back to build the lead up to 47-38. A pair of free throws by **DeAndre' Bembry** again pulled the Hawks within nine points, 49-40, at 8:37. But Saint Louis then outscored the Hawks, 12-3, to take a 61-43 lead with 4:21 remaining.

Saint Louis (21-2; 8-0 A-10)

##	Player	tot-fg		3-pt		rebounds		pf	tp	a	to	blk	s	min
		fg	fga	fg	fga	fta	of							
21	EVANS, Dwayne	f	4	10	0	0	0	0	2	5	7	3	8	2
30	BARNETT, Jake	f	0	2	0	2	1	2	0	7	7	4	1	1
51	LOE, Rob	f	4	7	3	5	6	6	1	3	4	3	17	1
05	JETT, Jordair	g	3	9	0	0	4	5	0	3	3	3	10	7
11	MCCALL JR, Mike	g	3	3	1	1	2	2	0	1	1	2	9	2
01	GLAZE, Grandy	g	3	6	0	0	0	0	1	0	1	2	6	0
02	MCBROOM, Austin	g	3	10	1	3	2	2	0	2	2	0	9	2
32	CRAWFORD, Mike	g	1	1	1	1	0	0	0	1	1	0	3	0
54	MANNING, John	g	1	2	0	1	0	0	0	3	3	2	2	0
TEAM							3	2	5				1	
Totals.....			22	50	6	13	15	17	7	27	34	19	65	15

TOTAL FG% 1st Half: 14-30 46.7% 2nd Half: 8-20 40.0% Game: 44.0% DEADBALL
3-Pt. FG% 1st Half: 4-7 57.1% 2nd Half: 2-6 33.3% Game: 46.2% REBOUNDS
F Throw % 1st Half: 3-4 75.0% 2nd Half: 12-13 92.3% Game: 88.2% 2

Saint Joseph's (15-7; 5-3 A-10)

##	Player	tot-fg		3-pt		rebounds		pf	tp	a	to	blk	s	min
		fg	fga	fg	fga	fta	of							
13	ROBERTS, Ronald	f	6	10	0	0	7	14	3	6	9	3	19	0
43	BEMBRY, DeAndre	f	0	6	0	3	5	8	1	1	2	3	5	0
45	KANACEVIC, Halil	f	3	7	0	1	3	4	4	5	9	4	9	2
10	GALLOWAY, L	g	3	13	0	4	0	0	3	6	1	6	2	1
24	WILSON, Chris	g	1	8	0	5	3	4	0	3	3	3	5	1
15	MILES, Isaiah	g	0	1	0	1	0	0	0	2	2	0	0	0
32	NDAO, Papa	g	2	2	1	1	0	0	0	1	1	5	0	1
34	BAUMANN, Javon	g	0	0	0	0	0	0	0	0	0	0	0	1
TEAM							1	1						
Totals.....			15	47	1	15	18	30	12	21	33	15	49	5

TOTAL FG% 1st Half: 6-22 27.3% 2nd Half: 9-25 36.0% Game: 31.9% DEADBALL
3-Pt. FG% 1st Half: 1-6 16.7% 2nd Half: 0-9 0.0% Game: 6.7% REBOUNDS
F Throw % 1st Half: 9-12 75.0% 2nd Half: 9-18 50.0% Game: 60.0% 5

Officials: Wally Rutecki, Kenneth Clark, Paul Faia
Technical fouls: Saint Louis-None. Saint Joseph's-None.
Attendance: 4,076

Score by Periods	1st	2nd	Total
Saint Louis	35	30	65
Saint Joseph's	22	27	49

Game 23: February 8, 2014 - Hagan Arena SJU 69 - VCU 62

Langston Galloway scored a game-high 24 points and **DeAndre' Bembry** added 18 as Saint Joseph's held off VCU, 69-62, at Hagan Arena. Galloway shot 8-for-14 from the field while **Halil Kanacevic** posted game-highs of 10 rebounds and seven assists. After a three by Kanacevic, Saint Joseph's took its biggest lead of the game, 63-50, on a dunk by Roberts off a lob from Bembry with 5:56 to play, VCU chipped away at the lead, running off 10 straight points to close to 63-60 with 2:56 to play. The teams then traded baskets, with Bembry hitting a layup at 1:28 to put SJU up 65-60, and then VCU scored with 1:15 left to cut the Rams' deficit to 65-62. After a Saint Joseph's miss, the Rams were stopped on the next possession as Kanacevic took a charge with 32.9 seconds to play. SJU then put the game away from the foul line with Galloway and **Chris Wilson** each hitting a pair in the final 25 seconds. Saint Joseph's, which was without sixth man **Papa Ndao** because of the flu, handled VCU's pressure defense from the start and the teams were close throughout the first half. With the game tied, 20-20, SJU scored six straight to take a 26-20 lead. The Hawks took their biggest lead of the first half, 34-24, on a three by Bembry at 1:29. VCU answered with a jumper from Johnson to cut SJU's lead to 34-26 at halftime.

VCU (19-5; 7-2 A-10)

##	Player	tot-fg		3-pt		rebounds		pf	tp	a	to	blk	s	min
		fg	fga	fg	fga	fta	of							
15	REDDIC, Juvonte	f	7	12	0	0	3	7	4	4	8	2	17	2
02	WEBER, Briante	g	4	8	0	0	3	3	1	1	2	4	11	4
11	BRANDENBERG	g	1	1	1	1	0	0	0	2	2	3	0	0
20	BURGESS, Jordan	g	1	4	0	2	0	0	1	2	3	2	2	0
21	GRAHAM, Treveon	g	5	16	1	3	2	2	1	7	8	3	13	2
01	LEWIS, JeQuan	g	1	5	0	2	0	0	0	3	3	2	2	1
04	SHANNON, T	g	0	1	0	0	0	0	0	1	1	0	0	0
12	ALIE-COX, Mo	g	0	0	0	0	0	0	0	0	0	0	0	0
23	GUEST, Jarred	g	0	2	0	0	0	0	0	0	0	1	0	0
32	JOHNSON, Melvin	g	6	11	2	6	0	0	0	3	3	2	14	0
TEAM							4	1	5					
Totals.....			25	60	4	14	8	12	11	24	35	19	62	12

TOTAL FG% 1st Half: 11-27 40.7% 2nd Half: 14-33 42.4% Game: 41.7% DEADBALL
3-Pt. FG% 1st Half: 1-6 16.7% 2nd Half: 3-8 37.5% Game: 28.6% REBOUNDS
F Throw % 1st Half: 3-3 100% Half: 5-9 55.6% Game: 66.7% 2


Saint Joseph's (16-7; 6-3 A-10)

##	Player	tot-fg		3-pt		rebounds		pf	tp	a	to	blk	s	min
		fg	fga	fg	fga	fta	of							
13	ROBERTS, Ronald	f	3	7	0	0	3	5	4	5	9	2	9	1
43	BEMBRY, DeAndre	f	8	13	1	4	1	5	2	4	6	1	18	3
45	KANACEVIC, Halil	f	3	9	1	2	0	0	3	7	10	4	7	7
10	GALLOWAY, L	g	8	14	3	8	5	6	2	4	6	2	24	1
24	WILSON, Chris	g	2	12	1	6	2	2	0	3	3	1	7	1
00	MASCHMEYER, E	g	0	0	0	0	0	0	0	2	2	1	0	0
11	QUARLES, Daryus	g	1	2	0	1	2	2	0	0	0	1	4	0
15	MILES, Isaiah	g	0	0	0	0	0	0	0	0	0	0	0	0
TEAM							2	1	3					
Totals.....			25	57	6	21	13	20	13	26	39	12	69	13

TOTAL FG% 1st Half: 14-33 42.4% 2nd Half: 11-24 45.8% Game: 43.9% DEADBALL
3-Pt. FG% 1st Half: 2-10 20.0% 2nd Half: 4-11 36.4% Game: 28.6% REBOUNDS
F Throw % 1st Half: 4-8 50.0% 2nd Half: 9-12 75.0% Game: 65.0% 2

Officials: Ed Corbett, Bill McCarthy, Earl Walton
Technical fouls: VCU-None. Saint Joseph's-None.
Attendance: 4,200

Score by Periods	1st	2nd	Total
VCU	26	36	62
Saint Joseph's	34	35	69



LANGSTON GALLOWAY

Senior • Guard • 6-2
Baton Rouge, La.
Christian Life Academy

Atlantic 10

Preseason All-Conference Second Team



Overall Stats: 16.6 ppg, 4.6 rpg, 1.3 apg
Atlantic 10 Stats: 15.7 ppg, 4.3 rpg, 1.6 apg

2013-14:

- Has registered double-figures in all but three games this season
- Posted 24 points (8-of-14 FG) for ninth 20-plus point game vs. VCU
- Hit game-winning 3FG with 1.6 seconds left at Dayton
- Went 3-of-9 3FG at Richmond to become SJU's all-time leader in career three-point field goals with 295.
- Hit 15 points and shot 80% (8-of-10) from the line against Rhode Island
- Named Big 5 Player of the Week (1/20)
- Posted 20 points (6-of-7 3FG) for eighth 20-plus point game at Penn
- Hit game-high 26 pts (10-of-15 FG) against Duquesne
- Recorded 20 points on career-high 9-of-11 FT at George Mason
- Netted 18 points (7-of-14 FG) at #19 Massachusetts
- Hit game-high 20 points with six 3FG against Binghamton
- Recorded team-high 18 points (6-of-12 FG) against Villanova
- Hit game-high 24 points (6-of-12 3FG) at Temple
- Hit season-high 27 points (6-of-10 3FG) against Siena
- Posted 20 points (6-of-8 FG) and season-high 8 rebs in win over Marist
- Scored 21 points (6-of-14 FG) in season-opening win over Vermont
- Team captain


High School/Personal:

- Two-time District 7 1-A Player of the Year
- Nephew of SJU assistant coach Geoff Arnold
- Sports marketing major who earned his degree in December

2013-14 Game-by-Game

OPPONENT	MIN	FG-A	3PT-A	FT-A	OR	DR	TR	F	A	TO	BL	S	PT
Vermont*	38	6-14	3-7	6-8	1	2	3	3	0	2	0	0	21
Marist*	24	6-8	3-5	5-5	1	7	8	3	3	0	0	0	20
Creighton*	37	4-11	2-5	4-4	2	1	3	0	0	0	0	1	14
LSU*	30	3-9	0-4	2-4	3	2	5	2	1	0	0	1	8
Siena*	35	8-14	6-10	5-6	1	6	7	4	3	1	1	5	27
Washington State*	37	4-13	3-7	2-4	0	2	2	3	1	0	1	0	13
Temple*	35	8-16	6-12	2-2	1	3	4	4	0	0	0	0	24
#14 Villanova*	37	6-16	2-8	4-4	0	7	7	3	1	1	2	0	18
Drexel*	38	4-12	1-5	2-2	1	2	3	1	2	1	1	2	11
Loyola-Md.*	33	5-13	4-9	0-0	0	4	4	2	0	1	0	0	14
Boston University*	39	4-9	1-3	7-8	1	2	3	2	4	0	1	2	16
Binghamton*	25	7-13	6-9	0-0	0	7	7	2	0	0	0	1	20
Denver*	40	5-13	2-4	2-2	1	6	7	2	0	3	0	1	14
#19 Massachusetts*	40	7-14	3-8	1-2	2	3	5	2	3	1	0	1	18
George Mason*	39	4-9	3-6	9-11	1	5	6	3	3	3	0	2	20
Duquesne*	28	10-15	6-10	0-0	0	4	4	1	2	1	0	0	26
Penn*	27	7-10	6-7	0-0	0	4	4	1	2	1	0	1	20
Rhode Island*	40	3-10	1-4	8-10	1	3	4	3	0	1	2	3	15
Richmond*	39	5-17	3-9	0-0	1	0	1	3	1	0	1	1	13
Dayton*	35	4-9	3-7	1-2	0	4	4	3	2	0	0	1	12
#21 UMass*	26	2-7	0-3	3-7	0	3	3	4	0	1	0	0	7
#13 Saint Louis*	39	3-13	0-4	0-0	3	3	6	1	2	1	2	2	6
VCU*	39	8-14	3-8	5-6	2	4	6	2	1	1	0	1	24
La Salle													
Rhode Island													
Fordham													
Dayton													
St. Bonaventure													
George Washington													
La Salle													

* Denotes game started



HALIL KANACEVIC

Senior • Forward • 6-8
Staten Island, N.Y.
Curtis

Overall Stats: 10.9 ppg, 8.7 rpg, 4.4 apg

Atlantic 10 Stats: 13.8 ppg, 9.3 rpg, 3.9 apg



2013-14:

- Had 7 points, 10 rebounds, and 7 assists in win over VCU
- Posted nine points and nine rebounds against #13 Saint Louis
- Named Big 5 Player of the Week three times (2/3, 1/13, 12/23)
- Notched 18 points (7-of-11 FG) in win over #21 UMass
- Scored 1,000th point of collegiate career and grabbed 11 rebs at Dayton
- Posted game-high 21 pts (9-of-13 FG) and career-high 19 rebs at Richmond
- Matched career highs with 15 rebs and 12 assists at Penn
- Netted game-high 23 points (9-of-15 FG) at George Mason
- Posted third double-double (10pts, 13 rebs) at #19 Massachusetts
- Posted career-high 27 points (12-of-13 FG) and 14 rebs against Drexel
- Hit 11 points (3-of-9 FG) and pulled down nine boards at Temple
- Recorded 10 rebounds and 10 assists vs. Creighton
- Posted 12 pts, 11 rebs, and 8 assists in win over Marist
- Grabbed seven rebounds in season-opening win over Vermont
- Team captain


High School/Personal:

- Changed his number to 45 (from 21) for this season to honor his uncle who passed away in 2013 at the age of 45
- Member of the 2010 CAA All-Rookie Team while at Hofstra
- PSAL Class A Player of the Year
- Communications major who earned his degree in December

2013-14 Game-by-Game

OPPONENT	MIN	FG-A	3PT-A	FT-A	OR	DR	TR	F	A	TO	BL	S	PT
Vermont*	20	0-1	0-0	2-2	1	6	7	5	3	3	0	1	2
Marist*	29	4-7	0-1	4-4	2	9	11	2	8	5	3	1	12
Creighton*	28	1-6	1-5	2-2	1	9	10	5	10	1	2	0	5
LSU*	31	4-9	0-1	4-6	1	2	3	4	1	2	1	4	12
Siena*	36	4-8	0-0	3-5	1	5	6	4	2	4	1	0	11
Washington State*	34	3-5	0-0	1-1	3	5	8	3	3	4	2	0	7
Temple*	28	3-9	0-1	5-8	3	6	9	4	2	3	0	0	11
#14 Villanova*	26	3-9	0-1	4-5	2	2	4	5	2	2	0	1	10
Drexel*	31	12-13	1-1	2-4	2	12	14	4	4	1	2	0	27
Loyola-Md.*	33	3-7	0-0	1-2	3	5	8	3	6	3	1	1	7
Boston University	34	3-4	0-0	0-0	3	5	8	4	7	3	2	0	6
Binghamton*	20	0-2	0-0	0-2	2	6	8	2	7	1	1	1	0
Denver*	30	3-4	0-0	2-7	4	2	6	4	0	4	4	0	8
#19 Massachusetts*	40	6-9	2-3	5-8	1	12	13	4	6	5	1	1	19
George Mason*	40	9-15	0-1	5-6	1	6	7	2	1	3	0	2	23
Duquesne*	27	3-4	2-2	0-3	0	4	4	1	5	5	0	2	8
Penn*	30	4-9	1-2	0-0	3	12	15	3	12	2	1	0	9
Rhode Island*	27	4-6	0-1	3-6	1	4	5	5	3	3	2	0	11
Richmond*	40	9-13	1-2	2-6	6	13	19	4	3	4	1	0	21
Dayton*	40	4-9	0-2	0-4	0	11	11	4	3	3	2	1	8
#21 UMass*	40	7-11	1-1	3-6	4	2	6	4	5	1	0	1	18
#13 Saint Louis*	39	3-7	0-1	3-4	4	5	9	4	2	5	2	0	9
VCU*	40	3-9	1-2	0-0	3	7	10	4	7	2	2	2	7
La Salle													
Rhode Island													
Fordham													
Dayton													
St. Bonaventure													
George Washington													
La Salle													

* Denotes game started



COLIN KELLY

Senior • Forward • 6-5
West Deptford, N.J.
Gloucester Catholic

Overall Stats: 0.4 ppg, 0.4 rpg, 0.0 apg
Atlantic 10 Stats: 0.7 ppg, 0.7 rpg, 0.0 apg



2013-14:

- Saw action in win over Penn
- Hit career-high two points in career-high five minutes vs. Duquesne
- Saw action at George Mason and #19 Massachusetts
- Scored first collegiate point in win over Binghamton
- Saw action in win over Siena
- Grabbed one rebound in career-high four minutes in win over Marist


High School/Personal:

- Al Carino Club South Jersey All-Star selection
- Averaged 15.0 points and 8.0 rebounds per game as a senior at Gloucester Catholic
- Business major

2013-14 Game-by-Game

OPPONENT	MIN	FG-A	3PT-A	FT-A	OR	DR	TR	F	A	TO	BL	S	PT
Vermont													
Marist	4	0-0	0-0	0-0	1	0	1	0	0	0	0	0	0
Creighton													
LSU													
Siena	1	0-0	0-0	0-0	0	0	0	1	0	0	0	0	0
Washington State													
Temple													
#14 Villanova													
Drexel													
Loyola-Md.													
Boston University													
Binghamton	3	0-0	0-0	1-2	0	0	0	0	0	0	0	0	1
Denver													
#19 Massachusetts	0+	0-0	0-0	0-0	0	1	1	0	0	0	0	0	0
George Mason	0+	0-0	0-0	0-0	0	0	0	0	0	0	0	0	0
Duquesne	5	1-2	0-0	0-0	1	0	1	1	0	1	1	0	2
Penn	3	0-1	0-1	0-0	0	0	0	0	0	0	0	0	0
Rhode Island													
Richmond													
Dayton													
#21 UMass													
#13 Saint Louis													
VCU													
La Salle													
Rhode Island													
Fordham													
Dayton													
St. Bonaventure													
George Washington													
La Salle													

* Denotes game started



DARYUS QUARLES

Senior • Forward • 6-6
Paulsboro, N.J.
Paulsboro

Overall Stats: 2.9 ppg, 1.2 rpg, 0.4 apg
Atlantic 10 Stats: 2.6 ppg, 1.4 rpg, 0.4 apg



2013-14:

- Netted four points in 10 minutes of action against VCU
- Posted season-high nine points (3-of-3 FG) against Duquesne
- Saw season-high 25 minutes against Villanova
- Hit season-high eight points (3-of-6 FG) in win over Washington State
- Registered seven points (2-of-5 FG) in win over Siena
- Netted seven points (2-of-3 3FG) in win over Marist
- Scored five points (3-of-5 FT) in season-opening win over Vermont


High School/Personal:

- All-South Jersey selection
- Management major

2013-14 Game-by-Game

OPPONENT	MIN	FG-A	3PT-A	FT-A	OR	DR	TR	F	A	TO	BL	S	PT
Vermont	14	1-2	0-1	3-5	2	2	4	4	0	0	0	0	5
Marist	20	2-5	2-3	1-2	1	0	1	2	0	1	0	2	7
Creighton	14	1-2	0-0	0-2	0	1	1	1	1	0	0	0	2
LSU	19	1-3	0-1	0-2	1	0	1	0	1	0	0	2	2
Siena	15	2-5	1-3	2-2	0	0	0	1	1	1	0	1	7
Washington State	19	3-6	1-3	1-2	0	2	2	1	2	0	0	0	8
Temple	16	1-5	0-3	0-0	1	2	3	1	1	1	0	0	2
#14 Villanova	25	2-8	0-2	0-1	0	0	0	2	0	1	1	1	4
Drexel	15	0-3	0-2	0-0	0	0	0	2	0	0	0	0	0
Loyola-Md.	10	0-2	0-2	0-0	0	0	0	1	0	0	0	0	0
Boston University	14	0-2	0-2	0-0	2	1	3	0	0	1	0	0	0
Binghamton	7	0-2	0-1	0-0	0	0	0	1	0	1	0	1	0
Denver													
#19 Massachusetts													
George Mason	6	0-0	0-0	0-0	0	3	3	1	0	1	0	0	0
Duquesne	17	3-3	2-2	1-1	0	4	4	1	2	3	0	0	9
Penn	11	1-4	0-0	0-0	0	0	0	0	0	0	0	0	2
Rhode Island													
Richmond	0+	0-0	0-0	0-0	0	0	0	0	0	0	0	0	0
Dayton	4	0-0	0-0	0-0	0	0	0	1	0	0	0	0	0
#21 UMass													
#13 Saint Louis													
VCU	10	1-2	0-1	2-2	0	0	0	1	0	0	0	0	4
La Salle													
Rhode Island													
Fordham													
Dayton													
St. Bonaventure													
George Washington													
La Salle													

* Denotes game started



RONALD ROBERTS, JR.

Senior • Forward • 6-8

Bayonne, N.J.

Saint Peter's Prep

Atlantic 10

Preseason All-Conference Second Team



Overall Stats: 14.1 ppg, 7.2 rpg, 1.2 bpg

Atlantic 10 Stats: 12.3 ppg, 6.4 rpg, 2.0 bpg

2013-14:


- Boasted game-high 19 pts (6-of-10 FG) and nine rebs vs. #13 Saint Louis
- Notched 17 points on season-high 9-of-12 FT in win over #21 UMass
- Led all scorers with 20 points (7-of-9 FG) against Rhode Island
- Missed George Mason and Duquesne games due to back spasms
- Left Massachusetts game due to back spasms
- Pulled down season- and game-high 15 boards in win over Denver
- Big 5 Player of the Week (12/30)
- Hit 19 points (7-of-14 FG) in win over Boston University
- Scored team-high 20 points in win over Loyola
- Hit 12 points (4-of-5 FG) and pulled down 8 boards against Villanova
- Atlantic 10 Co-Player of the Week (12/2)
- Old Spice Classic All-Tournament Team selection
- Posted double-double (21 pts, 10 rebs) against Washington State
- Hit 19 points (9-of-13 FG) in win over Siena
- Scored 1,000th career point with 21-point effort against LSU
- Hit for 13 points (4-of-6 FG) against Creighton
- Notched double-double (16 pts, 10 rebs) in win over Marist
- Posted 21 pts (8-of-13 FG), 9 rebs in season-opening win over Vermont
- Team captain

High School/Personal:

- All-State Third Team selection
- Father (Ronald, Sr.) played basketball at the University of Oklahoma from 1985 to 1987 while mother (Dania) was a member of the Dominican Republic's National Team
- Sociology major

2013-14 Game-by-Game

OPPONENT	MIN	FG-A	3PT-A	FT-A	OR	DR	TR	F	A	TO	BL	S	PT
Vermont*	35	8-13	0-0	5-7	3	6	9	4	0	4	1	0	21
Marist*	25	7-12	0-0	2-5	3	7	10	0	2	2	0	0	16
Creighton*	32	4-6	0-0	5-5	3	1	4	3	1	1	0	0	13
LSU*	34	9-13	0-0	3-5	1	6	7	3	1	3	2	0	21
Siena*	29	9-13	0-0	1-2	2	2	4	1	0	1	1	1	19
Washington State*	30	8-12	0-0	5-9	4	6	10	1	0	1	2	0	21
Temple*	37	5-13	0-0	3-3	5	3	8	4	0	5	2	1	13
#14 Villanova*	30	4-5	0-0	4-6	2	6	8	3	0	1	0	0	12
Drexel*	25	4-8	0-0	0-4	3	4	7	5	2	3	1	0	8
Loyola-Md.*	30	6-10	0-0	8-13	2	2	4	2	4	0	1	0	20
Boston University*	38	7-14	0-0	5-7	2	6	8	1	2	2	1	0	19
Binghamton*	21	3-6	0-0	2-2	2	6	8	0	2	1	0	0	8
Denver*	37	4-11	0-0	1-2	8	7	15	3	2	2	1	4	9
#19 Massachusetts*	22	1-4	0-0	2-2	1	1	2	1	3	3	2	0	4
George Mason													
Duquesne													
Penn*	20	4-6	0-0	2-4	1	3	4	0	1	2	0	0	10
Rhode Island*	37	7-9	0-0	6-12	5	4	9	3	1	3	3	0	20
Richmond*	31	2-7	0-0	1-2	2	2	4	4	1	1	0	0	5
Dayton*	39	4-7	0-0	4-6	3	3	6	5	0	2	2	1	12
#21 UMass*	38	4-9	0-0	9-12	2	4	6	2	2	0	1	0	17
#13 Saint Louis*	39	6-10	0-0	7-14	3	6	9	3	0	4	4	1	19
VCU*	36	3-7	0-0	3-5	4	5	9	2	1	4	2	0	9
La Salle													
Rhode Island													
Fordham													
Dayton													
St. Bonaventure													
George Washington													
La Salle													



ERIC KINDLER

Junior • Forward • 6-5

Mechanicsburg, Pa.

Trinity



Overall Stats: 0.0 ppg, 1.0 rpg, 0.3 apg

Atlantic 10 Stats: 0.0 ppg, 0.0 rpg, 0.0 apg

2013-14:

- Saw action in wins over Penn and Duquesne
- Tied career high with two rebounds against Binghamton
- Grabbed first two collegiate rebounds in win over Marist

At Canisius (2010-11):

- Played in 13 games with one start

High School/Personal:


- Made the Hawks' squad as a walk-on in 2012-13
- Pennsylvania All-State honoree and three-time All-District III First Team selection
- Brother, Nick, is a senior on the West Virginia football team
- Theology major who earned his degree in December

2013-14 Game-by-Game

OPPONENT	MIN	FG-A	3PT-A	FT-A	OR	DR	TR	F	A	TO	BL	S	PT
Vermont													
Marist	1	0-0	0-0	0-0	1	1	2	0	0	0	0	0	0
Creighton													
LSU													
Siena													
Washington State													
Temple													
#14 Villanova													
Drexel													
Loyola-Md.													
Boston University													
Binghamton	3	0-1	0-1	0-0	0	2	2	1	0	0	0	1	0
Denver													
#19 Massachusetts													
George Mason													
Duquesne	2	0-0	0-0	0-1	0	0	0	0	0	1	0	0	0
Penn	3	0-1	0-0	0-0	0	0	0	0	0	1	0	0	0
Rhode Island													
Richmond													
Dayton													
#21 UMass													
#13 Saint Louis													
VCU													
La Salle													
Rhode Island													
Fordham													
Dayton													
St. Bonaventure													
George Washington													
La Salle													

* Denotes game started

* Denotes game started



EVAN MASCHMEYER

Junior • Guard • 6-3
Jeffersonville, Ind.
Jeffersonville

Overall Stats: 1.5 ppg, 0.6 rpg, 0.4 apg
Atlantic 10 Stats: 0.6 ppg, 0.8 rpg, 0.2 apg



2013-14:

- Pulled down two rebounds in two minutes against VCU
- Notched three points in win over Duquesne
- Saw action at George Mason
- Posted career-high seven points against Binghamton
- Scored four points on career-high 4-of-4 FT in win over Siena
- Notched two points and two rebounds against LSU
- Scored three points in win over Marist
- Dished out an assist in season-opening win over Vermont

High School/Personal:

- Three-time All-Conference and All-Area selection
- Finance major

2013-14 Game-by-Game

OPPONENT	MIN	FG-A	3PT-A	FT-A	OR	DR	TR	F	A	TO	BL	S	PT
Vermont	2	0-0	0-0	0-0	0	0	0	0	1	0	0	0	0
Marist	12	1-4	0-0	1-2	0	0	0	1	0	1	0	0	3
Creighton		Did not play											
LSU	7	1-4	0-1	0-1	2	0	2	2	1	1	0	0	2
Siena	14	0-2	0-1	4-4	1	0	1	0	1	0	0	0	4
Washington State	4	0-1	0-1	0-0	0	1	1	0	0	0	0	1	0
Temple	2	0-0	0-0	0-0	0	0	0	0	0	0	0	0	0
#14 Villanova	9	1-2	0-0	2-2	0	0	0	1	1	0	0	0	4
Drexel	2	0-0	0-0	0-0	0	0	0	0	0	0	0	0	0
Loyola-Md.	15	1-3	0-2	0-0	0	0	0	2	2	1	0	0	2
Boston University	4	0-0	0-0	0-0	0	0	0	0	0	0	0	0	0
Binghamton	13	2-3	2-3	1-2	0	2	2	1	0	4	0	0	7
Denver		Did not play											
#19 Massachusetts		Did not play											
George Mason	3	0-0	0-0	0-0	0	0	0	0	0	0	0	0	0
Duquesne	14	1-4	1-1	0-0	0	1	1	3	1	2	0	0	3
Penn	7	0-0	0-0	0-0	0	0	0	0	0	2	0	0	0
Rhode Island	1	0-0	0-0	0-0	0	0	0	0	0	0	0	0	0
Richmond		Did not play											
Dayton		Did not play											
#21 UMass	1	0-0	0-0	0-0	0	1	1	0	0	0	0	0	0
#13 Saint Louis		Did not play											
VCU	2	0-0	0-0	0-0	0	2	2	1	0	0	0	0	0
La Salle		Did not play											
Rhode Island		Did not play											
Fordham		Did not play											
Dayton		Did not play											
St. Bonaventure		Did not play											
George Washington		Did not play											
La Salle		Did not play											

* Denotes game started



PAPA NDAO

Junior • Forward • 6-8
Dakar, Senegal
Montverde Academy (Fla.)

Overall Stats: 3.0 ppg, 1.7 rpg, 0.6 apg
Atlantic 10 Stats: 4.3 ppg, 2.3 rpg, 0.9 apg



2013-14:

- Missed game against VCU due to the flu
- Posted five points (2-of-2 FG, 1-of-1 3FG) against #13 Saint Louis
- Hit nine points on perfect 3-of-3 3FG at Penn
- Pulled down career-high seven rebs and hit five points vs. Duquesne
- Hit career-high 13 points (4-of-4 FG, 3-of-3 3FG) in career-high 37 minutes in first start of season at George Mason
- Recorded season-high 4 rebs in season-high 12 minutes against Drexel
- Had five points (1-of 3 3FG) and grabbed a rebound against LSU
- Scored two points against Creighton


High School/Personal:

- Member of the runner-up team in the ESPN-RISE National High School Invitational
- Interdisciplinary health studies major

2013-14 Game-by-Game

OPPONENT	MIN	FG-A	3PT-A	FT-A	OR	DR	TR	F	A	TO	BL	S	PT
Vermont		Did not play											
Marist	7	0-2	0-2	0-1	0	0	0	0	0	0	0	0	0
Creighton	3	1-1	0-0	0-0	0	1	1	2	0	0	0	0	2
LSU	5	1-3	1-3	2-2	1	0	1	0	0	0	0	0	5
Siena	5	0-0	0-0	0-0	1	1	2	1	0	1	0	0	0
Washington State		Did not play											
Temple	3	0-0	0-0	0-0	1	0	1	1	0	1	0	0	0
#14 Villanova	3	0-0	0-0	0-0	0	0	0	2	0	1	0	0	0
Drexel	12	0-0	0-0	0-0	1	3	4	2	1	2	0	1	0
Loyola-Md.	5	0-0	0-0	4-4	0	1	1	0	0	0	0	0	4
Boston University	3	0-0	0-0	2-2	0	1	1	0	0	0	0	0	2
Binghamton	17	1-1	1-1	0-0	0	2	2	0	1	0	0	0	3
Denver	12	0-0	0-0	0-0	0	0	0	0	1	0	0	0	0
#19 Massachusetts	12	0-2	0-2	0-0	1	2	3	4	1	3	0	0	0
George Mason*	37	4-4	3-3	2-2	0	2	2	2	2	2	2	1	13
Duquesne*	26	2-3	1-2	0-0	0	7	7	2	1	1	1	0	5
Penn	18	3-3	3-3	0-0	0	2	2	0	2	0	0	0	9
Rhode Island	18	1-3	0-2	0-0	1	2	3	1	0	0	0	0	2
Richmond	12	1-3	0-1	0-0	1	0	1	4	1	0	0	0	2
Dayton	9	1-1	0-0	0-0	0	1	1	0	0	0	0	1	2
#21 UMass	16	1-3	1-1	2-2	0	0	0	1	2	0	0	0	5
#13 Saint Louis	20	2-2	1-1	0-0	0	1	1	1	0	1	0	1	5
VCU		Did not play											
La Salle		Did not play											
Rhode Island		Did not play											
Fordham		Did not play											
Dayton		Did not play											
St. Bonaventure		Did not play											
George Washington		Did not play											
La Salle		Did not play											

* Denotes game started



CHRIS WILSON

Junior • Guard • 6-3

Fayetteville, N.C.

Terry Sanford

Overall Stats: 9.6 ppg, 3.4 rpg, 2.9 apg

Atlantic 10 Stats: 9.0 ppg, 3.7 rpg, 3.1 apg



2013-14:

- Posted 15 points (5-of-9 FG) in win at Dayton
- Hit 13 points (5-of-10 FG) in win at Penn
- Posted 16 pts (5-of-7 FG) and season-high eight assists vs. Duquesne
- Dished out game-high five assists at George Mason
- Hit double figures in four straight games from 12/18 through 12/31
- Tied career high with 19 points (7-of-14 FG) against Boston University
- Tallied 13 points in win over Binghamton
- Scored 17 points (3-of-4 3FG) at Loyola
- Netted 11 points (3-of-6 FG) and posted five rebounds against Drexel
- Posted eight pts (2-of-2 FG), five assists, and three rebs against Siena
- Had 18 points (tied career-high with 6-of-11 3FG) against Creighton
- Scored eight points (3-of-9 FG) in season-opening win over Vermont

High School/Personal:

- Two-time Associated Press All-State Selection
- 2011 Player of the Year for District 4, the Cape Fear Region and the Mid-South Conference
- Social sciences major

2013-14 Game-by-Game

OPPONENT	MIN	FG-A	3PT-A	FT-A	OR	DR	TR	F	A	TO	BL	S	PT
Vermont*	34	3-9	0-2	2-2	0	2	2	0	2	1	0	0	8
Marist*	27	2-5	1-2	0-0	0	3	3	0	1	0	0	0	5
Creighton*	33	6-11	6-11	0-0	0	3	3	4	3	2	0	1	18
LSU*	29	3-7	1-3	0-4	1	3	4	0	1	2	0	0	7
Siena*	25	2-2	1-1	3-6	0	3	3	1	5	3	0	2	8
Washington State*	32	1-5	0-2	0-0	1	5	6	1	4	1	0	0	2
Temple*	32	3-10	0-6	1-1	1	2	3	3	5	1	0	0	7
#14 Villanova*	19	1-6	0-2	1-2	1	3	4	1	3	1	1	0	3
Drexel*	33	3-6	1-3	4-7	0	5	5	1	0	1	0	0	11
Loyola-Md.*	29	4-5	3-4	6-6	1	2	3	0	3	3	0	0	17
Boston University*	37	7-14	3-6	2-4	0	1	1	0	1	3	0	0	19
Binghamton*	27	5-9	3-6	0-0	0	2	2	0	3	0	0	0	13
Denver*	38	2-5	1-1	4-5	0	3	3	0	2	2	0	3	9
#19 Massachusetts*	37	2-7	1-4	0-1	0	1	1	2	1	1	0	1	5
George Mason*	35	4-9	1-4	0-0	0	4	4	0	5	5	2	1	9
Duquesne*	26	5-7	4-6	2-2	2	2	4	0	8	1	0	0	16
Penn*	31	5-10	3-6	0-0	0	4	4	0	5	1	0	0	13
Rhode Island*	38	1-8	0-4	0-2	1	2	3	0	6	3	0	2	2
Richmond*	35	4-11	2-5	0-0	3	5	8	2	2	1	0	0	10
Dayton*	38	5-9	3-6	2-2	0	1	1	1	2	4	1	2	15
#21 UMass*	39	4-9	2-4	2-3	0	6	6	3	2	4	0	1	12
#13 Saint Louis*	31	1-8	0-5	3-4	0	3	3	3	1	4	0	3	5
VCU*	34	2-12	1-6	2-2	0	3	3	1	1	3	1	0	7
La Salle													
Rhode Island													
Fordham													
Dayton													
St. Bonaventure													
George Washington													
La Salle													

* Denotes game started



ISAIAH MILES

Sophomore • Forward • 6-7

Baltimore, Md.

Milford Mill

Overall Stats: 3.2 ppg, 1.6 rpg, 0.4 bpg

Atlantic 10 Stats: 0.6 ppg, 0.8 rpg, 0.4 bpg



2013-14:

- Notched six points (2-of-4 3FG) in win at Penn
- Missed three games from 1/8 through 1/15 due to concussion
- Scored 11 points in career-high 20 minutes against Binghamton
- Hit career-high 17 points in 12 minutes (4-of-5 FG) at Loyola
- Posted eight points (2-of-3 3FG) against Washington State
- Notched five points against Creighton
- Hit six points in 19 minutes in season-opening win over Vermont

High School/Personal:

- All-County honoree and two-time All-Metro First Team selection
- Led Glenelg Country School to MIAA-B Championship
- Business major

2013-14 Game-by-Game

OPPONENT	MIN	FG-A	3PT-A	FT-A	OR	DR	TR	F	A	TO	BL	S	PT
Vermont	19	2-4	1-2	1-2	3	1	4	3	1	1	2	1	6
Marist	9	1-3	0-2	0-0	2	0	2	4	1	0	0	0	2
Creighton	13	1-3	1-2	2-2	1	1	2	2	0	2	1	0	5
LSU	10	1-2	1-2	0-0	0	1	1	1	0	0	0	0	3
Siena	5	0-1	0-0	0-0	0	0	0	1	0	1	0	0	0
Washington State	16	3-5	2-3	0-0	0	1	1	1	0	0	0	1	8
Temple	12	0-3	0-1	0-0	1	1	2	2	1	0	0	0	0
#14 Villanova	16	0-4	0-4	0-0	0	2	2	2	0	1	1	0	0
Drexel	10	0-2	0-2	0-0	2	0	2	1	1	1	1	0	0
Loyola-Md.	12	4-5	1-1	8-8	1	2	3	0	0	0	1	1	17
Boston University	5	0-2	0-0	0-0	0	1	1	0	0	1	0	0	0
Binghamton	20	4-6	2-3	1-2	4	2	6	1	0	3	0	1	11
Denver	5	0-1	0-1	0-0	0	0	0	1	0	0	0	0	0
#19 Massachusetts								Injured					
George Mason								Injured					
Duquesne								Injured					
Penn	15	2-4	2-4	0-0	0	1	1	2	1	2	0	0	6
Rhode Island	4	1-2	0-1	0-0	0	0	0	0	0	0	2	0	2
Richmond	6	0-2	0-1	0-0	2	0	2	0	0	0	0	0	0
Dayton								Did not play					
#21 UMass	4	0-1	0-1	1-2	0	0	0	0	0	0	0	0	1
#13 Saint Louis	6	0-1	0-1	0-0	0	2	2	0	0	0	0	0	0
VCU	4	0-0	0-0	0-0	0	0	0	0	0	0	0	0	0
La Salle													
Rhode Island													
Fordham													
Dayton													
St. Bonaventure													
George Washington													
La Salle													

* Denotes game started



KYLE MOLOCK

Redshirt Freshman • Guard • 6-2
Dublin, Ohio
Dublin Coffman

Overall Stats: 0.3 ppg, 0.0 rpg, 0.1 apg
Atlantic 10 Stats: 0.0 ppg, 0.0 rpg, 0.0 apg



2013-14:

- Will be sidelined for remainder of season after re-injuring right knee
- Saw action against Duquesne and Binghamton
- Scored first career points at Loyola
- Saw action against Drexel, Villanova, Siena, and LSU
- Dished out one assist in five minutes in collegiate debut against Marist

High School/Personal:

- Sidelined for the season after re-tearing the ACL in his right knee
- Ranked Ohio's best point guard in Class of 2012
- Battled two knee injuries which shortened his high school career
- Political science major

2013-14 Game-by-Game

OPPONENT	MIN	FG-A	3PT-A	FT-A	OR	DR	TR	F	A	TO	BL	S	PT
Vermont				Did not play									
Marist	5	0-1	0-0	0-0	0	0	0	0	1	0	0	0	0
Creighton				Did not play									
LSU	3	0-0	0-0	0-0	0	0	0	0	0	0	0	0	0
Siena	1	0-0	0-0	0-0	0	0	0	0	0	0	0	0	0
Washington State				Did not play									
Temple				Did not play									
#14 Villanova	2	0-0	0-0	0-0	0	0	0	0	0	0	0	0	0
Drexel	2	0-0	0-0	0-0	0	0	0	0	0	0	0	0	0
Loyola-Md.	4	0-0	0-0	2-2	0	0	0	1	0	2	0	0	2
Boston University				Did not play									
Binghamton	5	0-0	0-0	0-1	0	0	0	1	0	1	0	0	0
Denver				Did not play									
#19 Massachusetts				Did not play									
George Mason				Did not play									
Duquesne	6	0-0	0-0	0-0	0	0	0	0	0	3	0	0	0
Penn				Injured									
Rhode Island				Injured									
Richmond				Injured									
Dayton				Injured									
#21 UMass				Injured									
#13 Saint Louis				Injured									
VCU				Injured									
La Salle													
Rhode Island													
Fordham													
Dayton													
St. Bonaventure													
George Washington													
La Salle													

* Denotes game started



JAVON BAUMANN

Redshirt Freshman • Center • 6-8
Solms-Oberbiel, Germany
Theodor-Heus School

Overall Stats: 1.9 ppg, 2.1 rpg, 0.3 apg
Atlantic 10 Stats: 2.5 ppg, 1.8 rpg, 0.5 apg



2013-14:

- Saw action against #13 Saint Louis
- Hit career-high 8 pts (4-of-5 FG) in career-high 20 min vs. Duquesne
- Saw action at George Mason and #19 Massachusetts
- Scored career-high six points (3-of-3 FG) against Binghamton
- Saw action against Drexel and Villanova
- Pulled down two boards in win over Siena
- Scored five points and grabbed six rebounds in win over Marist
- Saw six minutes of action in season-opening win over Vermont

High School/Personal:

- Played for the Licher Baeren team in Germany's Pro-B League
- Food marketing major

2013-14 Game-by-Game

OPPONENT	MIN	FG-A	3PT-A	FT-A	OR	DR	TR	F	A	TO	BL	S	PT
Vermont	6	0-1	0-0	0-0	0	1	1	0	1	0	0	1	0
Marist	9	2-2	0-0	1-2	2	4	6	2	0	2	0	0	5
Creighton	3	0-1	0-0	0-0	0	0	0	0	0	0	0	0	0
LSU				Did not play									
Siena	5	0-2	0-0	1-2	2	0	2	0	0	0	2	0	1
Washington State				Did not play									
Temple				Did not play									
#14 Villanova	5	0-1	0-0	0-0	1	2	3	0	0	0	0	0	0
Drexel	2	0-1	0-0	0-0	1	0	1	0	0	1	0	0	0
Loyola-Md.				Did not play									
Boston University				Did not play									
Binghamton	11	3-3	0-0	0-1	2	2	4	3	0	0	0	0	6
Denver				Did not play									
#19 Massachusetts	10	0-0	0-0	0-0	0	0	0	0	0	0	0	0	0
George Mason	3	1-1	0-0	0-0	1	1	2	1	0	0	0	0	2
Duquesne	20	4-5	0-0	0-3	1	4	5	1	2	2	0	0	8
Penn	8	0-0	0-0	1-4	1	0	1	1	0	1	0	0	1
Rhode Island				Did not play									
Richmond				Did not play									
Dayton				Did not play									
#21 UMass				Did not play									
#13 Saint Louis	1	0-0	0-0	0-0	0	0	0	0	0	0	0	0	0
VCU				Did not play									
La Salle													
Rhode Island													
Fordham													
Dayton													
St. Bonaventure													
George Washington													
La Salle													

* Denotes game started



DEANDRE' BEMBRY

Freshman • Forward • 6-6

Charlotte, N.C.

The Patrick School (N.J.)

Overall Stats: 11.2 ppg, 4.6 rpg, 2.4 apg

Atlantic 10 Stats: 11.9 ppg, 5.3 rpg, 2.3 apg



2013-14:

- Registered 18 points (8-of-13 FG) against VCU
- Atlantic 10 Co-Rookie of the Week (2/10)
- Hit 11 points twice in back-to-back games at Richmond and Dayton
- Hit 13 points (5-of-6 FG) in win at Penn
- Registered 17 points (7-of-11 FG) at George Mason
- Posted 16 points (7-11 FG) at #19 Massachusetts
- Hit 13 points against Denver
- Had career-high eight assists against Binghamton
- Registered 18 points (7-of-11 FG) against Drexel
- Posted 17 points (5-of-9 FG) against Villanova
- Hit 12 pts (5-of-9 FG) and pulled down season-high 9 boards at Temple
- Recorded 13 pts (5-of-9 FG) and four rebs against Washington State
- Atlantic 10 Rookie of the Week (11/18)
- Hit for team-high 20 points (8-of-14 FG) against Creighton
- Scored 11 points (4-of-8 FG) in collegiate debut at Vermont


High School/Personal:

- 2013 Union County Player of the Year and All-State First Team
- McDonalds All-American nominee
- Averaged 21.8 points and 9.0 rebounds per game as a senior
- Sports marketing major

2013-14 Game-by-Game

OPPONENT	MIN	FG-A	3PT-A	FT-A	OR	DR	TR	F	A	TO	BL	S	PT
Vermont*	32	4-8	2-4	1-4	0	6	6	3	2	2	1	0	11
Marist*	26	4-8	1-1	0-0	1	0	1	3	2	1	0	2	9
Creighton*	37	8-14	4-8	0-1	1	1	2	2	4	2	1	0	20
LSU*	32	2-6	0-1	1-2	0	2	2	3	0	4	1	1	5
Siena*	28	0-1	0-0	1-4	0	2	2	2	1	1	0	3	1
Washington State*	28	5-9	1-2	2-2	1	3	4	3	2	1	1	0	13
Temple*	35	5-9	0-3	2-2	2	7	9	1	1	4	0	1	12
#14 Villanova*	28	5-9	2-3	5-7	1	2	3	5	2	3	2	0	17
Drexel*	30	7-11	2-3	2-5	1	1	2	4	3	2	0	0	18
Loyola-Md.*	29	1-7	0-3	3-5	2	7	9	3	4	4	0	1	5
Boston University*	26	3-8	1-4	4-4	1	2	3	4	0	2	1	2	11
Binghamton*	25	1-5	0-2	0-2	1	5	6	0	8	1	1	0	2
Denver*	38	4-14	1-4	4-7	1	5	6	1	4	2	0	1	13
#19 Massachusetts*	39	7-11	0-1	2-4	2	6	8	2	1	4	2	0	16
George Mason*	37	7-11	0-2	3-7	1	4	5	1	3	0	0	1	17
Duquesne*	27	2-5	1-4	2-4	1	5	6	0	5	2	2	2	7
Penn*	24	5-6	1-1	2-2	0	3	3	0	1	3	0	2	13
Rhode Island*	35	2-5	1-2	4-8	0	4	4	3	1	3	0	0	9
Richmond*	37	5-17	0-4	1-2	5	3	8	4	2	2	0	2	11
Dayton*	35	3-10	0-2	5-7	0	1	1	3	3	4	1	0	11
#21 UMass*	36	3-11	2-3	5-8	3	5	8	5	3	4	1	1	13
#13 Saint Louis*	25	0-6	0-3	5-8	1	1	2	3	0	2	1	1	5
VCU*	35	8-13	1-4	1-5	2	4	6	1	3	2	1	3	18
La Salle													
Rhode Island													
Fordham													
Dayton													
St. Bonaventure													
George Washington													
La Salle													

* Denotes game started



BRENDAN CASPER

Freshman • Forward • 6-6

Audubon, Pa.

Methacton

Overall Stats: 0.8 ppg, 0.2 rpg, 0.2 apg

Atlantic 10 Stats: 0.0 ppg, 1.0 rpg, 1.0 apg



2013-14:


- Scored two points on a pair of made free throws in win at Penn
- Saw action in wins over Duquesne, Binghamton and Siena
- Scored two points in collegiate debut against Marist

High School/Personal:

- Made the Hawks' squad as a walk-on
- 2013 Pottstown Area Player of the Year
- Averaged 20.0 points and 10.0 rebounds per game as a senior
- Father, Rob, played basketball under Phil Martelli at Kenrick High School
- Business administration major

2013-14 Game-by-Game

OPPONENT	MIN	FG-A	3PT-A	FT-A	OR	DR	TR	F	A	TO	BL	S	PT
Marist	2	1-4	0-0	0-0	0	0	0	0	0	0	0	0	2
Siena	1	0-0	0-0	0-0	0	0	0	0	0	0	0	0	0
Binghamton	3	0-1	0-0	0-0	0	0	0	0	0	0	0	0	0
Duquesne	2	0-0	0-0	0-0	1	0	1	1	1	0	0	0	0
Penn	3	0-1	0-0	2-2	0	0	0	1	0	0	0	1	2



JAI WILLIAMS

Freshman • Forward • 6-6

Philadelphia, Pa.

Philadelphia Electrical & Technical
Charter

Overall Stats: ---

Atlantic 10 Stats: ---



2013-14

- Expected to redshirt season

High School/Personal:

- 2013 McDonalds All-American nominee
- Two-time All-Public League selection
- Averaged 10.2 points as a senior
- Studio arts major

Saint Joseph's Basketball
Saint Joseph's Combined Team Statistics (as of Feb 08, 2014)
All games

RECORD:	OVERALL	HOME	AWAY	NEUTRAL
ALL GAMES	16-7	9-3	5-3	2-1
CONFERENCE	6-3	4-1	2-2	0-0
NON-CONFERENCE	10-4	5-2	3-1	2-1

#	Player	gp-gs	min	avg	Total		3-Point		F-Throw		Rebounds						pf	dq	a	to	blk	stl	pts	avg
					fg-fga	fg%	3fg-fga	3fg%	ft-fa	ft%	off	def	tot	avg										
10	GALLOWAY, Langston	23-23	800	34.8	123-279	.441	67-154	.435	68-87	.782	22	84	106	4.6	54	0	31	19	11	25	381	16.6		
13	ROBERTS, Ronald	21-21	665	31.7	109-195	.559	0-0	.000	78-127	.614	61	90	151	7.2	50	2	25	45	26	8	296	14.1		
43	BEMBRY, DeAndre	23-23	724	31.5	91-204	.446	20-64	.313	55-100	.550	27	79	106	4.6	56	2	55	55	16	23	257	11.2		
45	KANACEVIC, Halil	23-23	743	32.3	95-176	.540	10-27	.370	51-91	.560	51	150	201	8.7	84	4	102	69	30	18	251	10.9		
24	WILSON, Chris	23-23	739	32.1	75-184	.408	37-99	.374	34-53	.642	11	68	79	3.4	23	0	66	47	5	16	221	9.6		
15	MILES, Isaiah	19-0	191	10.1	19-51	.373	10-31	.323	13-16	.813	16	15	31	1.6	25	0	5	12	8	4	61	3.2		
32	NDAO, Papa	20-2	243	12.2	18-31	.581	11-21	.524	12-13	.923	7	26	33	1.7	24	0	11	12	4	5	59	3.0		
11	QUARLES, Daryus	18-0	236	13.1	18-54	.333	6-26	.231	10-19	.526	7	15	22	1.2	20	0	8	10	1	7	52	2.9		
34	BAUMANN, Javon	12-0	83	6.9	10-17	.588	0-0	.000	3-12	.250	11	14	25	2.1	8	0	3	6	2	1	23	1.9		
00	MASCHMEYER, Evan	17-0	112	6.6	7-23	.304	3-9	.333	8-11	.727	3	7	10	0.6	11	0	7	11	0	1	25	1.5		
20	CASPER, Brendan	5-0	11	2.2	1-6	.167	0-0	.000	2-2	1.000	1	0	1	0.2	2	0	1	0	0	1	4	0.8		
41	KELLY, Colin	7-0	16	2.3	1-3	.333	0-1	.000	1-2	.500	2	1	3	0.4	2	0	0	1	1	0	3	0.4		
22	MOLOCK, Kyle	8-0	28	3.5	0-1	.000	0-0	.000	2-3	.667	0	0	0	0.0	2	0	1	6	0	0	2	0.3		
25	KINDLER, Eric	4-0	9	2.3	0-2	.000	0-1	.000	0-1	.000	1	3	4	1.0	0	0	1	2	0	0	0	0.0		
Team											23	44	67				3							
Total.....		23	4600		567-1226	.462	164-433	.379	337-537	.628	243	596	839	36.5	361	8	316	298	104	109	1635	71.1		
Opponents.....		23	4600		565-1303	.434	161-469	.343	278-402	.692	210	527	737	32.0	449	15	328	245	50	157	1569	68.2		

TEAM STATISTICS	SJU	OPP	Date	Opponent	Score	Att.
SCORING	1635	1569	11/09/13	at Vermont	w 74-64	2698
Points per game	71.1	68.2	11/13/13	MARIST	w 81-62	3871
Scoring margin	+2.9	-	11/16/13	CREIGHTON	L 79-83	4200
FIELD GOALS-ATT	567-1226	565-1303	11/28/13	vs LSU	L 65-82	2351
Field goal pct	.462	.434	11/29/13	vs Siena	w 78-66	2612
3 POINT FG-ATT	164-433	161-469	12/01/13	vs Washington State	w 72-67	2016
3-point FG pct	.379	.343	12/04/13	at Temple	L 69-77	8039
3-pt FG made per game	7.1	7.0	12/07/13	VILLANOVA	L 68-98	4200
FREE THROWS-ATT	337-537	278-402	12/18/13	DREXEL	w 75-55	3651
Free throw pct	.628	.692	12/21/13	at Loyola Maryland	w 88-77	1032
F-Throws made per game	14.7	12.1	12/29/13	BOSTON UNIVERSITY	w 73-67	4051
REBOUNDS	839	737	12/31/13	BINGHAMTON	w 71-44	4076
Rebounds per game	36.5	32.0	01/04/14	DENVER	w 53-52	4076
Rebounding margin	+4.4	-	* 01/08/14	at Massachusetts	L 62-66	4621
ASSISTS	316	328	* 01/11/14	at George Mason	w 84-80	5027
Assists per game	13.7	14.3	* 01/15/14	DUQUESNE	w 84-75	3937
TURNOVERS	298	245	01/18/14	at Penn	w 85-68	8722
Turnovers per game	13.0	10.7	* 01/22/14	RHODE ISLAND	w 61-57	3861
Turnover margin	-2.3	-	* 01/25/14	at Richmond	L 62-77	7201
Assist/turnover ratio	1.1	1.3	* 01/29/14	at Dayton	w 60-57	12083
STEALS	109	157	* 02/01/14	MASSACHUSETTS	w 73-68	4200
Steals per game	4.7	6.8	* 02/05/14	SAINT LOUIS	L 49-65	4076
BLOCKS	104	50	* 02/08/14	VCU	w 69-62	4200
Blocks per game	4.5	2.2				
ATTENDANCE	48399	56402				
Home games-Avg/Game	12-4033	8-6178				
Neutral site-Avg/Game	-	3-2326				

* - Conference game

Score by Periods	1st	2nd	Totals
Saint Joseph's	832	803	1635
Opponents	687	882	1569

Saint Joseph's Basketball
Saint Joseph's Season Box Score (as of Feb 08, 2014)
Conference games

RECORD:	OVERALL	HOME	AWAY	NEUTRAL
ALL GAMES	6-3	4-1	2-2	0-0
CONFERENCE	6-3	4-1	2-2	0-0
NON-CONFERENCE	0-0	0-0	0-0	0-0

##	Player	gp-gs	min	avg	Total		3-Point		F-Throw		Rebounds				pf	dq	a	to	blk	stl	pts	avg
					fg-fga	fg%	3fg-fga	3fg%	ft-fta	ft%	off	def	tot	avg								
10	GALLOWAY, Langston	9-9	325	36.1	46-108	.426	22-59	.373	27-38	.711	10	29	39	4.3	22	0	14	9	5	11	141	15.7
45	KANACEVIC, Halil	9-9	333	37.0	48-83	.578	7-15	.467	21-43	.488	20	64	84	9.3	32	1	35	31	10	9	124	13.8
13	ROBERTS, Ronald	7-7	242	34.6	27-53	.509	0-0	.000	32-53	.604	20	25	45	6.4	20	1	8	17	14	2	86	12.3
43	BEMBRY, DeAndre	9-9	306	34.0	37-89	.416	5-25	.200	28-53	.528	15	33	48	5.3	22	1	21	23	8	10	107	11.9
24	WILSON, Chris	9-9	313	34.8	28-80	.350	14-44	.318	11-16	.688	6	27	33	3.7	12	0	28	26	4	10	81	9.0
32	NDAO, Papa	8-2	150	18.8	12-21	.571	6-12	.500	4-4	1.000	3	15	18	2.3	15	0	7	7	3	3	34	4.3
11	QUARLES, Daryus	5-0	37	7.4	4-5	.800	2-3	.667	3-3	1.000	0	7	7	1.4	4	0	2	4	0	0	13	2.6
34	BAUMANN, Javon	4-0	34	8.5	5-6	.833	0-0	.000	0-3	.000	2	5	7	1.8	2	0	2	2	0	0	10	2.5
41	KELLY, Colin	3-0	5	1.7	1-2	.500	0-0	.000	0-0	.000	1	1	2	0.7	1	0	0	1	1	0	2	0.7
00	MASCHMEYER, Evan	5-0	21	4.2	1-4	.250	1-1	1.000	0-0	.000	0	4	4	0.8	4	0	1	2	0	0	3	0.6
15	MILES, Isaiah	5-0	24	4.8	1-6	.167	0-4	.000	1-2	.500	2	2	4	0.8	0	0	0	0	2	0	3	0.6
20	CASPER, Brendan	1-0	2	2.0	0-0	.000	0-0	.000	0-0	.000	1	0	1	1.0	1	0	1	0	0	0	0	0.0
22	MOLOCK, Kyle	1-0	6	6.0	0-0	.000	0-0	.000	0-0	.000	0	0	0	0.0	0	0	0	3	0	0	0	0.0
25	KINDLER, Eric	1-0	2	2.0	0-0	.000	0-0	.000	0-1	.000	0	0	0	0.0	0	0	0	1	0	0	0	0.0
Team											7	11	18					1				
Total.....		9	1800		210-457	.460	57-163	.350	127-216	.588	87	223	310	34.4	135	3	119	127	47	45	604	67.1
Opponents.....		9	1800		220-509	.432	66-178	.371	101-147	.687	86	213	299	33.2	167	4	129	103	16	73	607	67.4

Score by Periods	1st	2nd	Totals
Saint Joseph's	295	309	604
Opponents	269	338	607

Saint Joseph's Basketball
Saint Joseph's Points-Rebounds-Assists (as of Feb 08, 2014)
All games

Opponent	Date	Score		00 MASCHMEYER	10 GALLOWAY,L	11 QUARLES,DA	13 ROBERTS,RO	15 MILES,ISAI	20 CASPER,BRE	22 MOLOCK,KYL
at Vermont	11/09/13	74-64	w	0-0-1	21-3-0	5-4-0	21-9-0	6-4-1	DNP	DNP
MARIST	11/13/13	81-62	w	3-0-0	20-8-3	7-1-0	16-10-2	2-2-1	2-0-0	0-0-1
CREIGHTON	11/16/13	79-83	L	DNP	14-3-0	2-1-1	13-4-1	5-2-0	DNP	DNP
vs LSU	11/28/13	65-82	L	2-2-1	8-5-1	2-1-1	21-7-1	3-1-0	DNP	0-0-0
vs Siena	11/29/13	78-66	w	4-1-1	27-7-3	7-0-1	19-4-0	0-0-0	0-0-0	0-0-0
vs Washington State	12/01/13	72-67	w	0-1-0	13-2-1	8-2-2	21-10-0	8-1-0	DNP	DNP
at Temple	12/04/13	69-77	L	0-0-0	24-4-0	2-3-1	13-8-0	0-2-1	DNP	DNP
VILLANOVA	12/07/13	68-98	L	4-0-1	18-7-1	4-0-0	12-8-0	0-2-0	DNP	0-0-0
DREXEL	12/18/13	75-55	w	0-0-0	11-3-2	0-0-0	8-7-2	0-2-1	DNP	0-0-0
at Loyola Maryland	12/21/13	88-77	w	2-0-2	14-4-0	0-0-0	20-4-4	17-3-0	DNP	2-0-0
BOSTON UNIVERSITY	12/29/13	73-67	w	0-0-0	16-3-4	0-3-0	19-8-2	0-1-0	DNP	DNP
BINGHAMTON	12/31/13	71-44	w	7-2-0	20-7-0	0-0-0	8-8-2	11-6-0	0-0-0	0-0-0
DENVER	01/04/14	53-52	w	DNP	14-7-0	DNP	9-15-2	0-0-0	DNP	DNP
at Massachusetts	01/08/14	62-66	L	DNP	18-5-3	DNP	4-2-3	DNP	DNP	DNP
at George Mason	01/11/14	84-80	w	0-0-0	20-6-3	0-3-0	DNP	DNP	DNP	DNP
DUQUESNE	01/15/14	84-75	w	3-1-1	26-4-2	9-4-2	DNP	DNP	0-1-1	0-0-0
at Penn	01/18/14	85-68	w	0-0-0	20-4-2	2-0-0	10-4-1	6-1-1	2-0-0	DNP
RHODE ISLAND	01/22/14	61-57	w	0-0-0	15-4-0	DNP	20-9-1	2-0-0	DNP	DNP
at Richmond	01/25/14	62-77	L	DNP	13-1-1	0-0-0	5-4-1	0-2-0	DNP	DNP
at Dayton	01/29/14	60-57	w	DNP	12-4-2	0-0-0	12-6-0	DNP	DNP	DNP
MASSACHUSETTS	02/01/14	73-68	w	0-1-0	7-3-0	DNP	17-6-2	1-0-0	DNP	DNP
SAINT LOUIS	02/05/14	49-65	L	DNP	6-6-2	DNP	19-9-0	0-2-0	DNP	DNP
VCU	02/08/14	69-62	w	0-2-0	24-6-1	4-0-0	9-9-1	0-0-0	DNP	DNP

Opponent	Date	Score		24 WILSON,CHR	25 KINDLER,ER	32 NDAO,PAPA	34 BAUMANN,JA	41 KELLY,COLI	43 BEMBRY,DEA	45 KANACEVIC,
at Vermont	11/09/13	74-64	w	8-2-2	DNP	DNP	0-1-1	DNP	11-6-2	2-7-3
MARIST	11/13/13	81-62	w	5-3-1	0-2-0	0-0-0	5-6-0	0-1-0	9-1-2	12-11-8
CREIGHTON	11/16/13	79-83	L	18-3-3	DNP	2-1-0	0-0-0	DNP	20-2-4	5-10-10
vs LSU	11/28/13	65-82	L	7-4-1	DNP	5-1-0	DNP	DNP	5-2-0	12-3-1
vs Siena	11/29/13	78-66	w	8-3-5	DNP	0-2-0	1-2-0	0-0-0	1-2-1	11-6-2
vs Washington State	12/01/13	72-67	w	2-6-4	DNP	DNP	DNP	DNP	13-4-2	7-8-3
at Temple	12/04/13	69-77	L	7-3-5	DNP	0-1-0	DNP	DNP	12-9-1	11-9-2
VILLANOVA	12/07/13	68-98	L	3-4-3	DNP	0-0-0	0-3-0	DNP	17-3-2	10-4-2
DREXEL	12/18/13	75-55	w	11-5-0	DNP	0-4-1	0-1-0	DNP	18-2-3	27-14-4
at Loyola Maryland	12/21/13	88-77	w	17-3-3	DNP	4-1-0	DNP	DNP	5-9-4	7-8-6
BOSTON UNIVERSITY	12/29/13	73-67	w	19-1-1	DNP	2-1-0	DNP	DNP	11-3-0	6-8-7
BINGHAMTON	12/31/13	71-44	w	13-2-3	0-2-1	3-2-0	6-4-0	1-0-0	2-6-8	0-8-7
DENVER	01/04/14	53-52	w	9-3-2	DNP	0-0-1	DNP	DNP	13-6-4	8-6-0
at Massachusetts	01/08/14	62-66	L	5-1-1	DNP	0-3-1	0-0-0	0-1-0	16-8-1	19-13-6
at George Mason	01/11/14	84-80	w	9-4-5	DNP	13-2-2	2-2-0	0-0-0	17-5-3	23-7-1
DUQUESNE	01/15/14	84-75	w	16-4-8	0-0-0	5-7-1	8-5-2	2-1-0	7-6-5	8-4-5
at Penn	01/18/14	85-68	w	13-4-5	0-0-0	9-2-2	1-1-0	0-0-0	13-3-1	9-15-12
RHODE ISLAND	01/22/14	61-57	w	2-3-6	DNP	2-3-0	DNP	DNP	9-4-1	11-5-3
at Richmond	01/25/14	62-77	L	10-8-2	DNP	2-1-1	DNP	DNP	11-8-2	21-19-3
at Dayton	01/29/14	60-57	w	15-1-2	DNP	2-1-0	DNP	DNP	11-1-3	8-11-3
MASSACHUSETTS	02/01/14	73-68	w	12-6-2	DNP	5-0-2	DNP	DNP	13-8-3	18-6-5
SAINT LOUIS	02/05/14	49-65	L	5-3-1	DNP	5-1-0	0-0-0	DNP	5-2-0	9-9-2
VCU	02/08/14	69-62	w	7-3-1	DNP	DNP	DNP	DNP	18-6-3	7-10-7

Saint Joseph's Basketball
Saint Joseph's Team Game-by-Game (as of Feb 08, 2014)
All games

TEAM STATISTICS

Opponent	Date	Score		Total		3-Pointers		Free throws		Rebounds										
				fg-fga	pct	3fg-fga	pct	ft-fta	pct	off	def	tot	avg	pf	a	t/o	blk	stl	pts	avg
at Vermont	11/09/13	74-64	W	24-52	.462	6-16	.375	20-30	.667	11	30	41	41.0	22	10	14	4	3	74	74.0
MARIST	11/13/13	81-62	W	30-61	.492	7-16	.438	14-21	.667	14	33	47	44.0	17	18	12	3	5	81	77.5
CREIGHTON	11/16/13	79-83	L	26-55	.473	14-31	.452	13-16	.813	9	19	28	38.7	19	19	8	4	2	79	78.0
vs LSU	11/28/13	65-82	L	25-56	.446	3-16	.188	12-26	.462	10	19	29	36.2	15	6	12	4	8	65	74.8
vs Siena	11/29/13	78-66	W	25-48	.521	8-15	.533	20-31	.645	9	21	30	35.0	16	13	13	5	12	78	75.4
vs Washington State	12/01/13	72-67	W	27-56	.482	7-18	.389	11-18	.611	9	28	37	35.3	13	12	7	6	2	72	74.8
at Temple	12/04/13	69-77	L	25-65	.385	6-26	.231	13-16	.813	17	28	45	36.7	20	10	15	2	2	69	74.0
VILLANOVA	12/07/13	68-98	L	22-60	.367	4-20	.200	20-27	.741	12	26	38	36.9	24	9	11	8	2	68	73.2
DREXEL	12/18/13	75-55	W	30-56	.536	5-16	.313	10-22	.455	12	30	42	37.4	20	13	12	5	3	75	73.4
at Loyola Maryland	12/21/13	88-77	W	24-52	.462	8-21	.381	32-40	.800	10	27	37	37.4	18	19	14	3	3	88	74.9
BOSTON UNIVERSITY	12/29/13	73-67	W	24-53	.453	5-15	.333	20-25	.800	11	22	33	37.0	11	14	12	5	4	73	74.7
BINGHAMTON	12/31/13	71-44	W	26-52	.500	14-26	.538	5-14	.357	11	37	48	37.9	12	21	13	2	5	71	74.4
DENVER	01/04/14	53-52	W	18-48	.375	4-10	.400	13-23	.565	15	23	38	37.9	11	9	13	5	9	53	72.8
at Massachusetts	01/08/14	62-66	L	23-47	.489	6-18	.333	10-17	.588	8	27	35	37.7	15	15	17	5	3	62	72.0
at George Mason	01/11/14	84-80	W	29-49	.592	7-16	.438	19-26	.731	4	27	31	37.3	10	14	15	4	7	84	72.8
DUQUESNE	01/15/14	84-75	W	31-48	.646	17-27	.630	5-14	.357	6	31	37	37.2	11	27	22	4	4	84	73.5
at Penn	01/18/14	85-68	W	31-55	.564	16-24	.667	7-12	.583	6	30	36	37.2	8	24	15	1	4	85	74.2
RHODE ISLAND	01/22/14	61-57	W	19-43	.442	2-14	.143	21-38	.553	9	21	30	36.8	15	11	13	9	5	61	73.4
at Richmond	01/25/14	62-77	L	26-70	.371	6-22	.273	4-10	.400	21	23	44	37.2	21	10	8	2	3	62	72.8
at Dayton	01/29/14	60-57	W	21-45	.467	6-17	.353	12-21	.571	4	25	29	36.8	17	10	13	6	6	60	72.2
MASSACHUSETTS	02/01/14	73-68	W	21-51	.412	6-13	.462	25-40	.625	10	22	32	36.5	19	14	10	2	3	73	72.2
SAINT LOUIS	02/05/14	49-65	L	15-47	.319	1-15	.067	18-30	.600	12	21	33	36.4	15	5	17	9	8	49	71.2
VCU	02/08/14	69-62	W	25-57	.439	6-21	.286	13-20	.650	13	26	39	36.5	12	13	12	6	6	69	71.1
Saint Joseph's		1635		567-1226	.462	164-433	.379	337-537	.628	243	596	839	36.5	361	316	298	104	109	1635	71.1
Opponents		1569		565-1303	.434	161-469	.343	278-402	.692	210	527	737	32.0	449	328	245	50	157	1569	68.2

Games played: 23

Points/game: 71.1

FG Pct: 46.2

3FG Pct: 37.9

FT Pct: 62.8

Rebounds/game: 36.5

Assists/game: 13.7

Turnovers/game: 13.0

Assist/turnover ratio: 1.1

Steals/game: 4.7

Blocks/game: 4.5