

## 2014-15 SCHEDULE

Record: 5-4 Overall; 0-0 A-10; 1-1 Big 5

## NOVEMBER

Fri., 14	FAIRLEIGH DICKINSON	L 57-58
Mon., 17	at Drexel	W 52-49
Wed., 19	at #13/11 Gonzaga + (ESPNU)	L 42-94
Sat., 22	VERMONT	W 68-60
Tue., 25	LIU BROOKLYN +	W 74-70 ot
Thu., 27	vs. W. Kentucky ++ (ESPNU)	L 59-62

## DECEMBER

Wed., 3	TEMPLE ^ (CBSSN)	W 58-56
Sat., 6	at #10/9 Villanova^ (FoxSports 1)	L 46-74
Tue., 9	LOYOLA MD. (Campus Insiders)	W 68-42
Sat., 20	at Marist	7:00 p.m.
Mon., 29	at Denver	9:00 p.m.

## JANUARY

Sat., 3	GEORGE WASHINGTON (CBSSN)	2:00 p.m.
Wed., 7	at Duquesne	7:00 p.m.
Sat., 10	at VCU (CBSSN)	2:00 p.m.
Wed., 14	FORDHAM	7:00 p.m.
Sun., 18	at St. Bonaventure (NBCSN)	2:30 p.m.
Wed., 21	MASSACHUSETTS (CBSSN)	7:00 p.m.
Sat., 24	PENN (Palestra) ^	7:00 p.m.
Tue., 27	at La Salle ^ (TCN)	7:00 p.m.
Sat., 31	DAVIDSON (NBCSN)	12:00 p.m.

## FEBRUARY

Tue., 3	at Saint Louis (CBSSN)	7:30 p.m.
Sat., 7	GEORGE MASON (MASN)	4:00 p.m.
Wed., 11	RHODE ISLAND	7:00 p.m.
Sun., 15	at Fordham (NBCSN)	2:30 p.m.
Thu., 19	at Dayton (ESPNU)	6:00 p.m.
Sat., 21	ST. BONAVENTURE (TCN)	7:00 p.m.
Wed., 25	at Massachusetts (TCN)	7:00 p.m.
Sat., 28	RICHMOND (CSN)	7:00 p.m.

## MARCH

Wed., 4	LA SALLE (CBSSN)	7:00 p.m.
Sat., 7	at Rhode Island (OSN)	2:00 p.m.
Wed., 11-	Atlantic 10 Championship	
Sun., 15	(Barclays Center, Brooklyn, N.Y.)	

Home games in CAPS at Hagan Arena unless noted  
All times Eastern

+ NIT Season Tip-Off

++ NIT Season Tip-Off at Madison Square Garden

^ Big 5 game

#-/- denotes AP/USA Today rankings

## MEDIA INFORMATION

Basketball SID: Marie Wozniak  
Office Phone: 610-660-1727  
Cell Phone: 610-999-3634  
Email: mwozniak@sju.edu  
Fax: 610-660-1724  
Press Row Phone: 610-660-2599

www.SJUHawks.com

@SJUHawks

@SJUHawks\_MBB

## SAINT JOSEPH'S HAWKS (5-4)

at

## MARIST RED FOXES (1-9)

Game #10 • December 20, 2014 • 7 p.m.

McCann Arena • Poughkeepsie, N.Y.

## GAME DAY

<b>ARENA</b>	McCann Arena (3,200)
<b>VIDEO STREAMING</b>	A-10 Digital Network/SJUHawks.com
<b>AUDIO STREAMING</b>	SJUHawks.com
<b>RADIO</b>	WPHT 1210 AM - Matt Martucci
<b>SERIES RECORD</b>	SJU leads 1-0
<b>HAWKS' NEXT GAME</b>	Dec. 29 at Denver, 9 p.m. EST

## GAME STORIES

- Saint Joseph's returns to action for the first time since December 9, when it defeated Loyola Maryland, 68-42, at Hagan Arena and then took a break for final exams. **DeAndre' Bemby** led all scorers with 21 points on 8-for-11 shooting in the Hawks' largest margin of victory of the year. **Chris Wilson** added a season-high 13 points.
- Over the past 11 years, the Hawks have posted a 7-4 in their game before Christmas. SJU has played four of those on the road and have gone 1-3.
- The Hawks will make their second cross-country trip this year when they head to Denver on Dec. 29. SJU's next home game will be the A-10 opener against George Washington on Jan. 3.
- **Phil Martelli** is in his 20th season as the head coach of the Hawks. He is the school's all-time leader in victories with 367.

## HAWKS' PERSONNEL

## 2014-15 Stats

PROBABLE STARTERS	PPG	RPG	APG	MPG	Notes
F- #43 DeAndre' Bemby	14.8	6.4	2.6	37.3	Game-high 21 pts vs. Loyola
F- #15 Isaiah Miles	8.9	5.9	0.9	27.7	Had a career-high 20 pts vs. Temple
F- #34 Javon Baumann	4.4	3.4	0.6	21.2	Career-high 11 pts vs. Western Kentucky
G- #25 James Demery	6.8	3.7	0.4	23.8	Game-tying three-pointer vs. LIU Brooklyn
G- #24 Chris Wilson	7.3	3.4	2.7	31.6	Season-high 13 pts vs. Loyola Maryland

## OFF THE BENCH

G- #2 Aaron Brown	9.1	3.4	0.7	23.0	Second leading scorer
G- #1 Shavar Newkirk	3.2	2.7	2.6	22.6	Went 5-for-6 from the line at Drexel
F- #20 Brendan Casper	4.0	3.4	0.4	8.4	Career-high 9 pts, 9 rebounds at Villanova
G- #0 Evan Maschmeyer	1.0	0.7	0.4	6.1	Season-high 4 pts at Villanova
F- #40 Jai Williams	0.0	0.5	0.0	6.0	Returned to action at Villanova
F- #5 Obi Romeo	1.0	2.0	0.2	6.5	Five blocks in four games
G- #21 Kyle Thompson	0.7	0.3	0.3	2.0	Has seen action in three games
G- #3 Mike Booth	0.0	0.3	0.0	2.0	Has seen action in three games

### HAWKS' ROSTER

NO.	NAME	CL	POS	HT	WT	HOMETOWN	HIGH SCHOOL
0	Evan Maschmeyer	Sr.	G	6-3	200	Jeffersonville, Ind.	Jeffersonville
1	Shavar Newkirk	Fr.	G	5-11	170	Bronx, N.Y.	Cardinal Hayes
2	Aaron Brown	Jr.	G	6-5	225	Upper Darby, Pa.	Penn Wood
3	Mike Booth	Fr.	G	6-3	193	Thornton, Pa.	Bishop Shanahan
5	Obi Romeo	Fr.	F	6-10	230	Lewisburg, W.Va.	Greenbrier East
15	Isaiah Miles	Jr.	F	6-7	225	Owings Mills, Md.	Milford Mill
20	Brendan Casper	So.	F	6-6	215	Audubon, Pa.	Methacton
21	Kyle Thompson	Fr.	G	6-2	191	Mt. Laurel, N.J.	St. Joseph's Prep
24	Chris Wilson	Sr.	G	6-3	208	Fayetteville, N.C.	Terry Sanford
25	James Demery	Fr.	F	6-6	186	Williamston, N.C.	Northside Christian Academy
34	Javon Baumann	R-So.	F	6-8	260	Solms-Oberbiel, Germany	Theodor-Heus
40	Jai Williams	R-Fr.	F	6-9	257	Philadelphia, Pa.	Phila. Electrical Tech. Charter
43	DeAndre' Bembry	So.	F	6-6	210	Charlotte, N.C.	The Patrick School (N.J.)

*Sitting out season:*

12	Papa Ndao	Sr.	F	6-8	220	Dakar, Senegal	Montverde Academy (Fla.)
23	Markell Lodge	Fr.	F	6-7	203	Washington, N.C.	Pace Academy
33	Skylar Scrivano	Jr.	F	6-10	225	Doylestown, Pa.	Central Bucks East

**Head Coach:** Phil Martelli (Widener '76) - 20th year

**Assistant Coaches:** Mark Bass (Saint Joseph's '95) - 16th year; David Duda (Spring Garden '88) - 9th year;

Geoff Arnold (Saint Joseph's '86) - 7th year

**Director of Basketball Operations:** Rob Sullivan (Saint Joseph's '06)

**Student Assistant:** Kyle Molock

**Athletic Trainer:** Bill Lukasiewicz (Springfield '88)

**Co-Captains:** DeAndre' Bembry, Chris Wilson

### PRONUNCIATION GUIDE

Javon Baumann . . . . .ja-VON BOW (like now)-min  
 Markell (Lodge) . . . . .mar-KELL  
 (Evan) Maschmeyer . . mash-MY-err  
 (Papa) Ndao . . . . .now  
 Shavar (Newkirk) . . . .shuh-VAR  
 Obi (Romeo) . . . . .OH-bee  
 Jai (Williams) . . . . .Ji (rhymes with "eye")

(Bill) Lukasiewicz . . . . .Lu-KAZ-uh-WITZ



### BROADCAST SCHEDULE

Date	Opponent	EST	TV	Radio	Digital
Nov. 14	FAIRLEIGH DICKINSON	7:00 p.m.		610 AM	A10N
Nov. 17	at Drexel	7:00 p.m.		610 AM	
Nov. 19	at Gonzaga +	11:00 p.m.	ESPNU	610 AM	WatchESPN
Nov. 22	VERMONT	7:00 p.m.		610 AM	A10N
Nov. 25	LIU +	7:00 p.m.		610 AM	A10N
Nov. 27	vs. Western Kentucky ++	6:00 p.m.			WatchESPN
Dec. 3	TEMPLE #	6:30 p.m.	CBSSN	610 AM	
Dec. 6	at Villanova #	1:00 p.m.	FS1	610 AM	FoxSportsGo
Dec. 9	LOYOLA-MD.	7:00 p.m.		610 AM	CI
Dec. 20	at Marist	7:00 p.m.		1210 AM	A10N
Dec. 29	at Denver	9:00 p.m.	ROOT	610 AM	
Jan. 3	GEORGE WASHINGTON	2:00 p.m.	CBSSN	610 AM	
Jan. 7	at Duquesne	7:00 p.m.		610 AM	A10N
Jan. 10	at VCU (CBSSN)	2:00 p.m.	CBSSN	610 AM	
Jan. 14	FORDHAM	7:00 p.m.		610 AM	A10N
Jan. 18	at St. Bonaventure	2:30 p.m.	NBCSN	610 AM	LiveExtra
Jan. 21	MASSACHUSETTS	7:00 p.m.	CBSSN	610 AM	
Jan. 24	PENN (Palestra) #	7:00 p.m.		610 AM	A10N
Jan. 27	at La Salle #	7:00 p.m.	TCN	610 AM	A10N
Jan. 31	DAVIDSON	12:00 p.m.	NBCSN	610 AM	LiveExtra
Feb. 3	at Saint Louis	7:30 p.m.	CBSSN	610 AM	
Feb. 7	GEORGE MASON	4:00 p.m.	MASN	610 AM	A10N
Feb. 11	RHODE ISLAND	7:00 p.m.		610 AM	A10N
Feb. 15	at Fordham	2:30 p.m.	NBCSN	610 AM	LiveExtra
Feb. 19	at Dayton	6:00 p.m.	ESPNU	610 AM	WatchESPN
Feb. 21	ST. BONAVENTURE	7:00 p.m.	TCN	610 AM	A10N
Feb. 25	at Massachusetts	7:00 p.m.	TCN	610 AM	A10N
Feb. 28	RICHMOND	7:00 p.m.	CSN	610 AM	A10N
March 4	LA SALLE	7:00 p.m.	CBSSN	610 AM	
March 7	at Rhode Island	2:00 p.m.	OSN	610 AM	OSN
March 11	Atlantic 10 Championship				
March 15	(Barclays Center, Brooklyn, N.Y.)				

CBSSN= CBS Sports Network; NBCSN= NBC Sports Network; SNY= SportsNet NY;  
 TCN= The Comcast Network; CSN= Comcast SportsNet; CSN+ Comcast SportsNet  
 and Comcast SportsNet Mid-Atlantic; MASN= Mid-Atlantic Sports Network;  
 OSN= Ocean State Networks; CI= Campus Insiders

A10N= Atlantic 10 Digital Network

### SERIES HISTORY

#### SAINT JOSEPH'S vs. MARIST

**All-Time Series:** SJU 1-0

**SJU Streak:** 1 win

**First Meeting:** 11/13/13, SJU 81-62

**Last Meeting:** 11/13/13, SJU 81-62

**Last SJU Win:** 11/13/13, 81-62

**Last MC Win:** none

**Coach Martelli vs. MC:** 1-0

#### Series History

11/13/13 W 81-62 H

Last year's meeting was the first ever between the schools... Saint Joseph's scored an 81-62 win at Hagan Arena as Langston Galloway scored 20 points and Ronald Roberts, Jr. had a double-double with 16 points and 10 rebounds.

### STATISTICAL COMPARISON

	Saint Joseph's	Marist
Overall Record	5-4	1-9
Conference Record	0-0	0-0
Home Record	4-1	0-2
Away Record	1-2	0-5
Neutral Record	0-1	1-2
Points per Game	58.2	56.8
Opponent Points per Game	62.8	68.2
Field Goal Pct.	.377	.376
Opponent Field Goal Pct.	.419	.429
3-Pt. Field Goals Made per Game	3.7	6.4
3-Pt. Field Goal Pct.	.234	.288
Opponent 3-Pt. Field Goal Pct.	.304	.307
Free Throws Made per Game	12.6	13.6
Free Throw Pct.	.611	.731
Rebounds per Game	36.8	29.6
Opponent Rebounds per Game	37.0	40.1
Assists per Game	11.1	8.3
Turnovers per Game	12.9	16.3
Opponent Turnovers per Game	12.9	16.3
Blocks per Game	4.4	3.1



## PHIL MARTELLI

### Head Coach

The 2014-15 season marks the 20th for Phil Martelli as head coach at Saint Joseph's. During his time with the Hawks he has built a program that is consistently one of the top in the conference, a perennial post-season participant and a key player on the national scene, while earning his place among the top coaches in the school's storied history and becoming one of the more respected coaches in the game. The 2014-15 season will be his 30th year overall at SJU, which includes 10 seasons as an assistant coach.

Martelli is the Hawks' all-time leader in career victories with a mark of 367-251. He set the record with the victory over Morgan State on December 28, 2011, breaking the mark held by Bill Ferguson (309). Setting the school record for wins in a season (30) in 2004, Martelli has guided SJU to 20 or more victories eight times in the past 19 seasons, which is the most for any Hawks' coach. He is 178-126 in Atlantic 10 play, which is the most conference wins for any active coach.

He has also served the game of basketball as a Past President of the NABC's Board of Directors as well as a member of the NCAA Division I Men's Basketball Ethics Coalition.

In 2013-14, Martelli and his veteran team turned in one of the more memorable seasons in school history, adding another A-10 Championship to his résumé. The Hawks, led by seniors Langston Galloway, Halil Kanacevic and Ronald Roberts, Jr., won 20 of 26 games from mid-December and captured the school's third conference title and its first since 1997. SJU went 24-10 and reached the NCAA Tournament for the sixth time under Martelli, falling to eventual national champion Connecticut.

The 2012-13 season saw an experienced Saint Joseph's squad reach the Atlantic 10 Quarterfinals and earn a second consecutive NIT bid, for the 11th postseason berth in Martelli's career.

In 2011-12, Martelli and the Hawks became one of nine teams in the nation to win 20 games afterlos-

ing 20 the previous season, and also returned to the postseason with an NIT bid. SJU boasted a young and exciting squad and five different players received Atlantic 10 honors, the most ever for the Hawks. SJU also scored two wins over Top 25 teams (Creighton and Temple) and Martelli became SJU's all-time leader in victories.

In 2010-11, Martelli guided the youngest squad in his career, which included three freshman starters. The Hawks made an exciting late-season run, earning a berth in the A-10 Tournament with a win in the final regular-season game, and won two games in the tourney to reach the semifinals.

Martelli faced a challenge in 2009-10 with a young and inexperienced squad that went 11-20, coming off a 2008-09 season that saw the Hawks go 17-15 for his ninth consecutive winning season. Among the highlights of '08-09 was Ahmad Nivins becoming the third Hawk in six years to garner the Atlantic 10's Player of the Year Award. Nivins was also chosen by the Dallas Mavericks in the 2009 NBA Draft, becoming the third player coached by Martelli to be drafted.

The 2007-08 Hawks reached the Atlantic 10 Championship game for the third time in four years and earned the program's 19th bid to the NCAA Tournament, and Martelli's fifth. The 11th-seeded Hawks fell to sixth-seeded Oklahoma in the NCAA First Round, while ending the year at 21-13.

Martelli has been at his best when it counts the most as his 17 postseason wins (6 NCAA, 11 NIT) are the most in school history, ahead of Ramsay's 12. Martelli ranks first among Hawk coaches with a .608 postseason winning percentage (17-12) and has taken SJU to the postseason in 10 of the last 14 years, and 12 times in his 19 seasons at SJU.

Martelli turned in another top-notch coaching performance in 2005-06, as the Hawks went from a 10-12 record to win eight consecutive games to reach the Atlantic 10 championship game for the second year in a row. SJU earned its sixth consecutive postseason bid in the NIT.

In 2004-05, Martelli turned in perhaps a more remarkable coaching job than in 2003-04 when he was the consensus National Coach of the Year. Faced with the loss of two NBA first-round draft picks, Martelli guided SJU to 21 wins in the calendar year of 2005 to post a 24-12 record. Saint Joseph's posted the conference's best record (14-2), won its fifth straight regular-season title to tie the league record, earned the A-10's top seed and reached the title game. He was named the Atlantic 10 Coach of the Year for the second straight season and the fourth time in his career.

## THE MARTELLI FILE

**Career Record:** 367-251 (19 years)  
**Atlantic 10 Record:** 178-126  
**Postseason Record:** 17-12 (overall); 6-6 (NCAA Tournament)

**Birthdate:** August 31, 1954

**Hometown:** Media, Pa.

**Education:** Widener University, 1976

**Playing Career:** Widener University, 1972-76

**College Coaching Career:** Head Coach, Saint Joseph's University, July 20, 1995 to present; Assistant Coach, Saint Joseph's, 1985-86 to 1994-95.

**Family:** Wife, Judy; children - Phil, Jr., Jimmy, Elizabeth; grandchildren Philip Stephen, Marra, Avery, Brynley, and Madalyn.

**Honors:** 2004 Consensus National Coach of the Year; Atlantic 10 Coach of the Year (2005, 2004, 2001, 1997); USBWA District Coach of the Year (2004, 1997); Philadelphia Big 5 Coach of the Year (2004, 1997, 1996); Honorary Doctorates - Widener University 2004, Cabrini College 2006, Immaculata University 2010.

SJU made an exciting six-game run in the NIT, falling on a last-second shot in the championship game.

In 2003-04, Martelli guided a focused and unselfish squad that became the most compelling story in college basketball. The Hawks went undefeated in the regular season, reached the pinnacle as the top-ranked team in the nation and earned the school's first-ever number-one seed in the NCAA Tournament, while advancing to the Elite Eight. Jameer Nelson was the consensus National Player of the Year and with teammate Delonte West, were both first-round selections in the NBA Draft. SJU opened the season ranked 12th in the polls and moved up throughout the year, taking the top spot on March 8, 2004, for the first time ever, while finishing fifth in the polls, for SJU's highest final ranking since 1966.

Martelli joined with Nelson to sweep the national coach and player awards, marking one of the few times in history that the top player and coach were from the same school. He was also the Atlantic 10 Coach of the Year for the third time and a repeat winner of the Big 5 Coach of the Year award.

A 1976 graduate of Widener, Martelli began his career on Hawk Hill with SJU's 1985-86 NCAA Tournament team. After 10 years as an assistant at Saint Joseph's, Martelli was named the 14th coach in school history on July 20, 1995, and just the third non-alumnus to guide SJU.

Martelli burst onto the scene in his first season (1995-96) and took the squad to the NIT championship game. He followed that in 1996-97 with the Atlantic 10 regular season and tournament titles, along with a berth in the NCAA Sweet 16.

Prior to his arrival at SJU, Martelli spent seven years as head basketball coach at Bishop Kenrick High School and had a stint as assistant coach at Widener, helping guide the Pioneers to the 1978 NCAA Division III Final Four.

As a point guard at Widener, he was part of the NCAA Tournament teams in 1975 and 1976, and set the school's single season and career assist marks.

Martelli and his wife, Judy, a former basketball player with the national champion Immaculata College teams in the 1970s, have three children - Phil, Jr., Jimmy and Elizabeth. Phil, Jr. is an assistant basketball coach at the University of Delaware while he and Elizabeth are both Saint Joseph's graduates. The Martelli's have five young grandchildren - Philip Stephen, Marra, Avery, Brynley, and Madalyn.

## MARTELLI YEAR-BY-YEAR (20 seasons)

YEAR	OVERALL			ATLANTIC 10			POSTSEASON
	W	L	PCT	W	L	PCT	
1995-96	19	13	.594	9	7	.562	NIT Runner-up
1996-97	26	7	.788	13	3	.812 *	NCAA Sweet 16
1997-98	11	17	.393	3	13	.187	
1998-99	12	18	.400	5	11	.312	
1999-00	13	16	.448	7	9	.437	
2000-01	26	7	.788	14	2	.875	NCAA 2nd Round
2001-02	19	12	.613	12	4	.750	NIT 2nd Round
2002-03	23	7	.767	12	4	.750	NCAA 1st Round
2003-04	30	2	.937	16	0	1.000	NCAA Elite Eight
2004-05	24	12	.667	14	2	.875	NIT Runner-up
2005-06	19	14	.575	9	7	.562	NIT 2nd Round
2006-07	18	14	.562	9	7	.562	
2007-08	21	13	.617	9	7	.562	NCAA 1st Round
2008-09	17	15	.530	9	7	.562	
2009-10	11	20	.343	5	11	.312	
2010-11	11	22	.333	4	12	.250	
2011-12	20	14	.589	9	7	.562	NIT 1st Round
2012-13	18	14	.562	8	8	.500	NIT 1st Round
2013-14	24	10	.705	11	5	.687 *	NCAA 2nd Round
2014-15	5	4	.556	0	0	.000	
<b>Totals</b>	<b>367</b>	<b>251</b>	<b>.594</b>	<b>178</b>	<b>126</b>	<b>.585</b>	<b>6 NCAA, 6 NIT</b>

\* Atlantic 10 Champion

**LAST TIME OUT:** **DeAndre' Bemby** scored a game-high 21 points on 8-for-11 shooting to lead Saint Joseph's to a 68-42 win over Loyola Maryland at Hagan Arena. Bemby also grabbed a team-high seven rebounds and had two blocks for Saint Joseph's while **Chris Wilson** his season-high with 13 points and handed out four assists. The Hawks struggled offensively and trailed for most of the first half, but outscored Loyola, 17-6, in the final six minutes to take a 28-24 lead at halftime. They took their first lead, 21-20, on a layup by Bemby with 1:48 to go. The sophomore scored nine points in a three-minute span, closing it out with a three-pointer as time expired. SJU stayed on track after halftime and opened the half with a 16-2 run to take a 44-26 lead with 14:44 remaining. Saint Joseph's took its biggest lead of the game, 57-31, with 8:42 to go and maintained a 20-plus point margin the rest of the way. The Hawks converted a season-best 53.8 percent from the field in the second half, after going just 9-for-23 from the field in the first half. It was Saint Joseph's largest winning margin of the year, as six of the Hawks' games have been decided by 10 points or less. Loyola owned a 16-7 lead in the early going as the Hawks missed nine of their first 10 shots.

**LEADER OF THE PACK:** **DeAndre' Bemby** leads the Hawks in scoring (14.8) and rebounding (6.4), as well as assists (2.6), steals (2.1) and minutes played (37.3). He has scored double figures in the last seven games.

**BEMBRY'S BACK:** After a slow start **DeAndre' Bemby** has looked more like himself as of late. He led the way in the win over Vermont, tying his career-highs in points with 22 and in rebounds with nine. He shot a season-best 6-for-14 from the field and 8-for-10 from the foul line, which included an 8-for-8 effort in the second half. The co-captain followed that with 17 points and a career-high 11 rebounds for the first double-double of his career in the overtime win over LIU Brooklyn. He then established a new career-high against Western Kentucky with 23 points and then had 21 points on 8-for-11 shooting vs. Loyola Maryland. Bemby is now averaging team-highs of 14.8 points and 6.4 rebounds. He is tied for 12th in the Atlantic 10 in scoring, is 14th in rebounding and tied for fourth in steals per game.

**RACKING UP THE MILES:** Junior **Isaiah Miles** had a career game against Temple, hitting for a personal best 20 points on 7-for-14 shooting. He also grabbed nine rebounds and handed out a career-high four assists. In the opener against FDU, Miles made the first start of his career and posted his first-ever double-double with 12 points and a career-high 14 rebounds. He scored 15 points in the win over Vermont, shooting 6-for-11 from the field and is now averaging 8.9 points, with three games in double figures.

**BRIGHT SPOT:** One of the bright spots in the loss to Villanova was the play of walk-on **Brendan Casper**. The sophomore registered new career-highs with nine points and nine rebounds in a personal best 20 minutes played. His previous high for minutes was seven. He followed that with six points and six rebounds against Loyola Maryland.

**MAKING THEM COUNT:** The Hawks have struggled from the foul line this season, hitting just 60.0 percent, but they made the necessary shots in the win over Temple. SJU shot a season-best 76.2 percent (16-for-21), as **DeAndre' Bemby** went 5-for-6 and **Isaiah Miles** shot 5-for-7. Although the Hawks did not score a field goal in the final 8:44 of the game, they converted 7-of-8 from the foul line to preserve the 58-56 victory. Bemby was 4-for-4 during that stretch.

**IRON MAN:** **DeAndre' Bemby** leads the Atlantic 10 and is ranked 12th in the nation in minutes played per game, with an average of 37.3. He's played 336 minutes out of a possible 365 this season.

**HANDS OFF:** One thing the Hawks have done well over the past few years is to limit their number of personal fouls. They are doing the same this season, committing just 15.7 per game to rank 28th in the nation.

**BACK IN ACTION:** This marks SJU's first action since December 9. The Hawks started the year with a stretch of six games in 13 days, and after their ninth game, got a 10-day break for final exams.

**BREATHING ROOM:** The Hawks posted their largest winning margin of the season against Loyola Maryland, with the 26-point victory. The 26 points was also the largest lead of the season for SJU. Six of the Hawks' nine games have been decided by 10 points or less.

**IT GOES BOTH WAYS:** The Hawks are not shooting well from three-point range (23.4), but neither are their opponents. SJU's foes are converging just 30.4 percent from beyond the arc, ranking the Hawks fourth in the Atlantic 10 in three-point defense.

**IN THE SPIRIT OF THE SEASON:** Saint Joseph's is participating in its 20th annual Christmas charity project, in conjunction with Campus Ministry. On December 13th, the team shopped for gifts and wrapped them, and will deliver to needy area families on December 21.

**WINNING WITH WILSON:** Senior **Chris Wilson** scored double figures for the third time this season when he tied his season-high with 13 points in the win over Loyola Maryland.

**PERFECT TIMING:** Freshman **James Demery** picked a great time to make his first collegiate three-pointer. Demery connected on the timely three with :03 seconds to play against LIU Brooklyn, forcing a 67-67 tie. It was only Demery's second attempt of the season. The freshman had a solid game, with 11 points on 4-for-7 shooting, to go along with five rebounds. He also hit a pair of free throws prior to that three-pointer, which gave the Hawks a 64-63 lead with 1:06 remaining.

**OFF TARGET:** Saint Joseph's is shooting 37.7 percent from the floor on the season, and the best shooting effort of the year was 46.9 percent in the win over Loyola Maryland. The Hawks have struggled from three-point range and are connecting on only 23.4 percent on the year, but they hit a season-best 40 percent (6-for-15) from behind the arc against Vermont. SJU's shooting percentages currently rank among the bottom of the Atlantic 10.

**WHAT BROWN CAN DO FOR YOU:** Junior **Aaron Brown** has notched double figures off the bench four times this year. He achieved new season-highs with 15 points and seven rebounds in the win over LIU Brooklyn. Brown shot a team-best 7-for-9 from the foul line, making two free throws at the end of the overtime to seal the win. He gave the team a big boost at Drexel, scoring 11 points for his first double-figure game in a Hawk uniform. He hit a driving layup with 1:30 to play to break a 47-47 tie and put SJU up for good. He followed that with a season-best 14-point effort at Gonzaga as the only Hawk in double figures in the lopsided loss. He also had a 13-point, five-rebound effort in the win over Vermont. Brown's four-game streak came to an end versus Western Kentucky, but his playing time was limited to 15 minutes after he picked up his fourth foul at the 12-minute mark of the second half. The junior, in his first year playing at Saint Joseph's after transferring from West Virginia, is the team's second leading scorer with 9.1 points per game.

**BOOK ON BAUMANN:** **Javon Baumann** has already seen more playing time this season than he did in all of 2013-14. The sophomore scored a career-high 11 points in the Western Kentucky game, converting 5-of-6



from the field. Baumann has started all nine games, and is averaging 21.2 minutes per contest.

**TOOTH AND NAIL:** Redshirt freshman **Jai Williams** returned to action at Villanova after sitting out the previous five games after losing two teeth in the Drexel game. Williams suffered a bad break in his first two minutes of collegiate action as he caught an elbow on a Drexel dunk. Williams had oral surgery the next day and he is now playing with a protective mouthguard.

**DOWN TO THE WIRE:** All but four games this year have been decided in the final minutes, while the winning margin in six of the nine games (except for Gonzaga, Villanova and Loyola) is a combined total of 21 points, an average of 3.5 points per game. Here's the recap:

- FDU (L): FDU three-pointer with :04 left
- Drexel (W): Aaron Brown scores with 1:30 left to break a tie; Shavar Newkirk and Isaiah Miles hit late free throws
- Vermont (W): Held a five-point lead with 3 minutes to play and increased it with 4-of-4 free throws from DeAndre' Bembry
- LIU (W ot): James Demery hits a 3-pointer at :03 to send the game into overtime; Hawks score the first four points of the OT to earn the win
- Western Kentucky (L): SJU fought back from an 8-point deficit and took a brief lead with 2 minutes to play; Trailing 62-59, SJU had the ball with :04 to go but DeAndre' Bembry missed a 3-point attempt as time expired
- Temple (W): Leading 58-56, DeAndre' Bembry blocks Temple's layup attempt in the final seconds; Temple rebounds and misses the last shot

**FIGHTING BACK:** The Hawks rallied from an eight-point deficit in the second half against Western Kentucky to force three ties in the final six minutes, helped by a season-best 51.9 shooting percentage from the field in that half. The Hawks took a 54-53 lead with 2:31 to play, but saw WKU regain the lead. **DeAndre' Bembry** had the potential game-tying three-pointer attempt as time expired, but it was off the mark.

**PERFECT TIMING:** Freshman **James Demery** picked a great time to make his first collegiate three-pointer. Demery connected on the timely three with :03 seconds to play against LIU Brooklyn, forcing a 67-67 tie. It was only Demery's second attempt of the season. The freshman had a solid game, with 11 points on 4-for-7 shooting, to go along with five rebounds. He also hit a pair of free throws prior to that three-pointer, which gave the Hawks a 64-63 lead with 1:06 remaining.

**DEANDRE'S DEFENSE:** **DeAndre' Bembry** and **James Demery** are considered the Hawks' best perimeter defenders. Bembry had the assignment of guarding Western Kentucky's Tony Price, who entered the game averaging 14.8 points. Bembry held Price to just one field goal and a total of six points.

**50-50:** After the Gonzaga game, **Phil Martelli** called the Hawks' lack of scoring a "grave concern". SJU scored more than 60 points for the first time all year in the 68-60 win over Vermont and followed that with 74 points in the LIU Brooklyn win. The Hawks were limited to under 60 points again vs. Western Kentucky and Temple and are averaging 58.2 points per game.

**FLYING START:** The Hawks trailed in the first two minutes against Temple, but would lead the rest of the way. SJU held a 34-22 advantage at intermission, which was its largest halftime lead of the season.

**JAMES' GAME:** Highly-touted freshman **James Demery** recorded the first double-figure game of his career as he posted 12 points on 4-for-9 shooting at Drexel.

## HONOR ROLL

**DeAndre' Bembry** Atlantic 10 Preseason All-Conference First Team

## HAWK LEADERS

(number of games led in each category; includes shared highs)

	Points	Rebounds	Assists	Steals	Blocks
DeAndre' Bembry	6	4	4	5	3
Isaiah Miles	2	4	1	0	4
Chris Wilson	1	0	3	5	0
Aaron Brown	1	0	0	2	0
James Demery	0	0	0	1	3
Shavar Newkirk	0	0	3	2	1
Javon Baumann	0	0	0	1	4
Obi Romeo	0	1	0	0	3
Brendan Casper	0	1	0	0	1

## HAWK DOUBLES

	Double-Figure Points		
	'14-15	Streak	Career
DeAndre' Bembry	7	7	32
Aaron Brown	4	--	4
Isaiah Miles	3	--	6
Chris Wilson	3	1	29
James Demery	2	--	2
Javon Baumann	1	--	1

	Double-Figure Rebounds		
	'13-14	Streak	Career
Isaiah Miles	1	--	1

	Double-Doubles (pts-rebs)		
	'14-15	Streak	Career
DeAndre' Bembry	1	--	1
Isaiah Miles	1	--	1

**ON BOARD:** The Hawks outrebounded FDU by a 44-28 margin. **Isaiah Miles** led the way with a career-high 14 boards while **Javon Baumann** grabbed a personal-best eight rebounds.

**NO NEW YEAR'S EVE PLANS:** This season marks the first time in five years that Saint Joseph's will not be playing a game on New Year's Eve. In fact, it'll be just the fourth time in 12 seasons that the Hawks don't have New Year's Eve plans.

**NERVES OF STEEL:** Freshman **Shavar Newkirk** gave SJU a boost off the bench at Drexel. He went 5-for-6 from the foul line and hit a pair with :11 to play as SJU was clinging to a 51-49 lead. He had seven points, three rebounds and two assists in 25 minutes of action.

**BAND OF THIEVES:** Saint Joseph's had 13 steals against Vermont, which was the highest number of steals since it posted 15 steals in a loss at Minnesota on Dec. 12, 2009. **Javon Baumann** led the way against Vermont with a career-high four steals. **Isaiah Miles**, **DeAndre' Bembry** and **Shavar Newkirk** recorded three apiece as SJU forced Vermont into committing 18 turnovers.

**NEW LOW:** The Hawks ran into a highly-efficient Gonzaga team in the first game of the NIT Season Tip-Off. Gonzaga reeled off the first eight points of the game and never looked back, while shooting 61.3 percent in the half. The Hawks managed just 10 points in the first half, trailing 48-10 at halftime. SJU scored 32 in the second half but still suffered the largest losing margin in school history with the 94-42 loss. Junior **Aaron Brown** was the only Hawk in double figures with 14 points, while sophomore **DeAndre' Bembry** didn't register his first point until 16:15

remaining in the second half. It was the fewest points scored by the Hawks since a 56-39 loss at Villanova on Feb. 6, 2007.

**TIME CHANGE:** The starting time for the Saint Joseph's game with Davidson at Hagan Arena on January 31 will now start at noon., instead of 12:30 p.m. The game will be televised nationally on the NBC Sports Network.

**BACK IN THE FOLD:** The Hawks return two starters from last year's A-10 Champion team - **DeAndre' Bembry** and **Chris Wilson**. Bembry was the A-10's Co-Rookie of the Year and the Big 5 Rookie of the Year after averaging 12.1 points and 4.5 rebounds per game. Wilson was the Hawks' starting point guard and averaged a career-best 9.1 points per game.

**THAT CHAMPIONSHIP SEASON:** Saint Joseph's is the defending Atlantic 10 champion, having won the program's third title in 2014, which was its first since 1997. The Hawks went 24-10 and earned the league's automatic bid to the NCAA Tournament, where they lost in overtime to eventual national champion Connecticut.

**PLATINUM PHIL:** This is **Phil Martelli's** 20th season as Saint Joseph's head coach, and his 30th overall at the University after 10 years as an assistant. He is SJU's all-time leader in career victories with a 367-251 record and is the longest tenured current coach in the Atlantic 10. Martelli owns a 178-126 record in Atlantic 10 play, which is the most conference wins for any active coach.

**CROSS-COUNTRY HAWKS:** After winning at Drexel on Nov. 17, the Hawks boarded a charter flight at 10 a.m. on Tuesday for the 2,100-mile trip to Spokane. The team made a quick stop in Fargo, North Dakota, to refuel and arrived in Spokane at 2 p.m. Pacific time. The Hawks got on their return flight immediately after the loss to #13 Gonzaga and were back in Philadelphia at 7 a.m. on Thursday, November 20.

**HONORING A LEGEND:** Saint Joseph's is wearing a "JR" patch on its uniforms this season to honor Hall of Fame coach Dr. Jack Ramsay, who passed away in April. "Dr. Jack" compiled a 234-72 record and guided the Hawks to five straight NCAA Tournament appearances and nine consecutive postseason bids from 1955-66. He went on to amass 864 wins in the NBA and helped the Philadelphia 76ers to the 1967 championship as general manager and coached the Portland Trailblazers to the 1977 NBA title. He was inducted into the Naismith Memorial Basketball Hall of Fame in 1992.

**FROM THE START:** **James Demery** became the second freshman in two years to own a spot in the starting lineup on opening day. **DeAndre' Bembry** started all 34 games as a freshman for the Hawks last season and went on to earn Atlantic 10 Co-Rookie of the Year honors. Demery, a 6-6 wing, averaged 18.0 points last season at Northside Christian Academy in North Carolina.

**FEAR THE 'FRO:** **DeAndre' Bembry** made a tremendous impact in his freshman year and the expectations are high for a successful sophomore season. Bembry was voted onto the Preseason Atlantic 10 All-Conference First Team and is the only sophomore to earn that distinction. The 6-6 wing player averaged 12.1 points last season and shot 45.8 percent from the field en route to being named the Atlantic 10 Co-Rookie of the Year.

**RARING TO GO:** Junior **Aaron Brown** made his Saint Joseph's debut this year after sitting out last season due to the transfer rule. The 6-5 guard transferred to SJU from West Virginia, where he played two years for the Mountaineers. Brown, from Darby, Pa., starred locally at Penn Wood

High School, where he was an All-State selection and the Player of the Year by the *Delaware County Daily Times*. He averaged 20 points per game as a senior and helped his team to the state title.

**ROOKIE STARTERS:** Junior **Isaiah Miles** and redshirt sophomore **Javon Baumann** are in the starting lineup for the first time in their careers. Miles has played 40 career games, and hit for a career-high 17 points last season against Loyola. Baumann, who redshirted the 2012-13 season, appeared in 15 games last year and was a co-recipient of the team's Most Improved Player Award.

**WILLIAMS' WAIT:** Also making his Hawk debut this season is redshirt freshman **Jai Williams**, who sat out last year to develop his game. Williams, a 6-9 forward from Philadelphia Electrical and Technical Charter School, has lost close to 45 pounds since arriving at SJU in the fall of 2013, and is now down to 257 pounds.

**SIDELINED SENIOR:** **Papa Ndao** is sitting out this season due to undisclosed medical reasons. Ndao, originally from Dakar, Senegal, is one of three seniors on SJU's squad this year. He played in 31 games in 2013-14 for the A-10 champion Hawks, while making two starts and scored a career-high 13 points in SJU's win over George Mason last year. He has played in a total of 85 career games for the Hawks, starting eight contests. Ndao, who has played three years, is on track to graduate from Saint Joseph's in May with his degree in interdisciplinary health studies.

**HOLES TO FILL:** Graduation hit the Hawks hard as Saint Joseph's lost three senior starters from last year's 24-10 team. The trio of Langston Galloway, Ronald Roberts, Jr., and Halil Kanacevic combined for 1,429 points, 681 rebounds, and 243 assists in last season alone. Those three were also 1,000-point scorers in their college careers and were Atlantic 10 All-Conference performers.

**CAPTAINS OF THE SHIP:** Senior **Chris Wilson** and sophomore **DeAndre' Bembry** were voted co-captains by their teammates. Bembry becomes the first sophomore to be chosen a captain in **Phil Martelli's** 20 seasons as head coach of the Hawks, and only the second in school history. The previous sophomore captain was Joe Oakes, who captained the famed "Mighty Mites" team in 1936-37.

**WELCOME TO HAWK HILL:** Newcomers on the squad this year are **James Demery**, **Shavar Newkirk** and **Obi Romeo**. Demery is a 6-6 wing from Northside Christian Academy (N.C.); Newkirk is a 5-11 point guard from Cardinal Hayes (N.Y.); and Romeo is a 6-10 forward from Greenbrier East (W. Va.). **Markell Lodge**, a 6-7 forward from Pace Academy (N.C.), will be sitting out this season to concentrate on academics. Also new to the program are walk-ons **Mike Booth** and **Kyle Thompson**. Booth, the grandson of former SJU head and assistant coach Harry Booth, averaged 18.0 points at Bishop Shanahan High School. Thompson was an All-Catholic League selection at St. Joseph's Prep.

**CAROLINA ON MY MIND:** The Hawks' roster features three players in the starting lineup from the state of North Carolina - **Chris Wilson** (Fayetteville), **DeAndre' Bembry** (Charlotte) and **James Demery** (Williamston). **Markell Lodge** (Washington) is the fourth player but he is sitting out this season to concentrate on academics.

**WAITING IN THE WINGS:** Newcomer **Skylar Scrivano** is sitting out this season due to the transfer rule. A 6-10 forward from Doylestown, Pa., Scrivano transferred to Saint Joseph's from Rider University. He started his career at Columbia University, where he played the 2012-13 season.

**HOME SWEET HOME:** This marks the sixth season of Michael J. Hagan '85 Arena. The arena was dedicated in October 2009 after a two-year expansion and renovation of Alumni Memorial Fieldhouse, which was the home of the Hawks since 1949. Saint Joseph's owns a 48-24 record in the six seasons of Hagan Arena, but a 367-106 overall record in 63 years of Hagan Arena/Alumni Memorial Fieldhouse. SJU went 11-4 on its home court during the 2013-14 season.

**NEW LOOK:** Hagan Arena has a new look this season with the addition of a new LED centerhung video display system, which was supported by alumnus Mike Hagan '85. These displays will light up the arena with their ability to highlight live video and instant replays. They can show one large image or can be divided into separate windows to show a variety of vivid graphics, colorful animations, up-to-the-minute statistics, scoring information and sponsor advertisements.

**HAWKS IN THE PROS:** Three key members of last year's championship team - Langston Galloway, Halil Kanacevic and Ronald Roberts, Jr. - are playing professionally. Galloway and Roberts are in the NBA D League playing for the New York and Delaware teams, respectively. Roberts had a brief two-day call-up by the Philadelphia 76ers on Dec. 12, but is back in Delaware. Kanacevic is currently playing in Slovenia.

**CRADLE OF COACHES:** The Saint Joseph's coaching connection is an impressive one. A total of seven Saint Joseph's graduates have gone on to become head coaches in the NBA, and SJU is tied with Illinois for second on the list of universities with alums that have served as NBA head coaches. Indiana tops the list with 11 graduates that have coached in the league. Jim O'Brien was the most recent NBA head coach, and his last year with the Indiana Pacers was in 2010-11. Below is the list of former Hawks who have held positions as NBA head coaches:

Player (Class)	NBA Teams	W-L (yrs.)
Jack Ramsay ('49)	Phila., Buf., Port., Ind.	864-783 (21)
Jim Lynam ('63)	L.A. Clippers, Phila., Wash.	328-392 (10)
Matt Guokas ('67)	Phila., Orlando	230-305 (7)
Paul Westhead ('61)	L.A. Lakers, Chicago, Denver	183-224 (6)
Jack McKinney ('57)	L.A. Lakers, Indiana	135-205 (5)
George Senesky ('43)	Philadelphia	119-97 (3)
Jim O'Brien ('74)	Indiana, Phila., Boston	303-327 (8)

**PRESEASON PICK:** Saint Joseph's was picked to finish eighth in the Atlantic 10 Preseason Poll, as voted on by media and the league's coaches. The Hawks went 11-5 in the conference last season to finish in a tie for third place, but captured the Atlantic 10 Championship, the third in school history.

**HELPING OUT:** Kyle Molock had career-ending knee surgery in February, 2014, and will serve as a student assistant this year. Molock came to SJU in August 2012, but injured the ACL of his right knee in preseason workouts. That was the third knee injury for Molock, as he previously had two knee injuries which shortened his high school career at Dublin Coffman High School in Ohio. Molock is a junior accounting major at Saint Joseph's.

**KEEPING IT IN THE FAMILY:** Phil Martelli's staff consists of three former Hawk players. Assistant coach **Mark Bass**, now in his 16th year, was a junior on Martelli's first team in 1995-96, and as a senior, helped the Hawks reach the NIT Final in 1997. Assistant coach **Geoff Arnold** played for the Hawks from 1982 to 1986, and was a member of the 1986 Atlantic 10 championship team. Arnold was a member of Martelli's coaching staff for one season in 1995-96, and then returned to Hawk Hill at the start of the 2008-09 season. Director of basketball operations **Rob Sullivan** was a member of the 2004 Elite Eight team.

## STATS BY HALF

Points	High: 40 vs. Loyola (2nd) Low: 10 at Gonzaga (1st)
Rebounds	High: 25 at Villanova (2nd); Vermont (1st) Low: 12 (3x) last vs. Loyola (2nd)
Assists	High: 9 vs. Temple (1st), FDU (2nd) Low: 0 at Gonzaga (1st)
FG%	High: 53.8% vs. Loyola (2nd) Low: 10.7% at Gonzaga (1st)
3-pt FG%	High: 50.0% vs. Vermont (2nd); vs. Western Kentucky (1st) Low: 0.0% at Villanova (2nd); at Drexel (2nd)
FT%	High: 84.6% vs. Temple (2nd) Low: 0.0% vs. LIU Brooklyn (1st)

## INDIVIDUAL HIGHS BY HALF

Points	16, DeAndre' Bembry vs. Western Kentucky (2nd); vs. Vermont (2nd)
Rebounds	8, Isaiah Miles vs. FDU (1st)
Assists	3, (7x) last by Shavar Newkirk at Villanova (1st) and Chris Wilson at Villanova (1st)
Blocks	3, Javon Baumann vs. FDU (2nd)
Steals	3, (4x) last DeAndre' Bembry at Villanova (2nd)
FG Made	7, DeAndre' Bembry vs. Western Kentucky (2nd)
3-pt FG Made	3, Chris Wilson vs. LIU Brooklyn (1st)
FT Made	8, DeAndre' Bembry vs. Vermont (2nd)

**LOOKING AHEAD:** After a break for Christmas, the Hawks will travel to Denver for a game on December 29. The Hawks return home to host George Washington on Jan. 3 in the Atlantic 10 opener.

## THE LAST TIME . . .

## SAINT JOSEPH'S . . .

Won in overtime	79-70 vs. Notre Dame, 11/16/12
Lost in overtime	89-81 vs. #18 Connecticut, 3/20/14
Won in double overtime	83-81 over Lafayette, 12/29/00
Lost in double overtime	98-93 at St. Bonaventure, 2/29/12
Won in triple overtime	92-86 over Rhode Island, 1/10/09
Played a Top 10 opponent	74-46 loss at #10 Villanova, 12/6/14
Played a ranked opponent	94-52 loss at #13 Gonzaga, 11/19/14
Defeated a Top 10 opponent	71-66 win over #8 Xavier, 3/6/08
Defeated a Top 25 opponent	65-61 win over #23 VCU, 3/16/14
Was ranked in the Top 25	#5 by AP and ESPN/USA Today, 4/7/04
Won by 50 points or more	114-63 (51 pts) over St. Bonaventure, 1/24/04
Won by 40-49 points	82-42 (40 pts) over Penn, 1/19/08
Won by 30-39 points	81-44 (37 pts) over Rhode Island, 3/6/13
Won by 20-29 points	68-42 (26 pts) over Loyola Maryland, 12/9/14
Scored 100 points or more	114-63 win over St. Bonaventure, 1/24/04
Scored less than 50 points	74-46 loss at #10 Villanova, 12/6/14
Shot 60 percent or better	64.6% vs. Duquesne, 1/15/14
Shot 50-59 percent	50.0% vs. #18 Connecticut, 3/20/14
Shot under 30 percent	25.9% at #13 Gonzaga, 11/19/14
Made 10 or more 3-point field goals	15 vs. Fordham, 2/22/14
Did not make any 3-point field goals	0 vs. Massachusetts, 2/26/09
Totaled 50 or more rebounds	50 at St. Bonaventure, 1/14/09
Had less than 25 rebounds	19 at La Salle, 2/16/13
Totaled 20 or more assists	24 at Penn, 1/18/14
Had 20 or more turnovers	21 at #10 Villanova, 12/6/14
Had 15 or more steals	15 vs. Lehigh, 12/20/09
Had 10 or more blocks	10 at Duquesne, 1/12/13
Had 4 players in double figures	vs. Long Island, 11/25/14
Had 5 players in double figures	vs. #18 Connecticut, 3/20/14

## A SAINT JOSEPH'S PLAYER . . .

Scored 40 or more points	47, Tony Costner vs. Alaska-Anchorage, 12/30/83 **
Scored 30 or more points	31, Langston Galloway vs. Dayton, 3/14/14
Scored 25-29 points:	25, Langston Galloway vs. Connecticut, 3/20/14
Scored 20-24 points:	21, DeAndre' Bembry vs. Loyola Maryland, 12/9/14
Made 8 or more 3-point field goals:	10, Langston Galloway vs. Fordham, 2/22/14 **
Made 10 or more free throws:	10, Carl Jones vs. VCU, 3/15/13
Shot 100 percent from the field (min. 5 made)	6-for-6, Ronald Roberts, Jr. vs. VCU, 3/16/14
Attempted 15 or more free throws:	16, Ronald Roberts vs. Notre Dame, 11/16/12
Attempted 20 or more field goals:	20, DeAndre' Bembry vs. W. Kentucky, 11/27/14
Had 10-19 rebounds:	11, DeAndre' Bembry vs. LIU Brooklyn, 11/25/14
Had 20 or more rebounds:	20, Ahmad Nivins vs. Rhode Island, 1/10/09
Had 10 or more blocks:	10, Dwayne Jones vs. St. Bonaventure, 3/19/05
Had 5-9 blocks:	5, C.J. Aiken at Saint Louis, 2/27/13
Had 5 or more steals:	5, Langston Galloway vs. Siena, 11/29/13
Had 10 or more assists:	12, Halil Kanacevic at Penn, 1/18/14
Had a double-double:	Isaiah Miles vs. FDU, 11/14/14 (12 pts, 14 rebs)
Had a triple-double:	Dwayne Jones (11 pts, 11 rebs, 10 blk) vs. St. Bonaventure, 2/19/05
Played 40 minutes (in regulation):	DeAndre' Bembry vs. Temple, 12/3/14

## AN OPPONENT . . .

Scored less than 50 points	42 by Loyola Maryland, 12/9/14
Scored less than 40 points	35 by Yale, 11/12/12
Shot under 30 percent	28.3% by Loyola Maryland, 12/9/14
Shot 60 percent or better	60.9% by Western Kentucky, 11/12/10
Scored 100 points or more	104 by Iona, 11/23/11

\*\* Denotes school record

## HAWKS BY THE NUMBERS

## SJU's Record in Games....

Decided by 5 points or less	3-2
Decided by 6-10 points	1-0
Decided by 11 points or more	1-2
Decided in overtime	1-0
Played during the day	0-1
Played at night	5-3
Televised	2-3
Home	4-1
Away	1-2
Neutral	0-1
In Overtime	1-0
In November	3-2
In December	2-1
In white uniforms	4-2
In crimson uniforms	1-2
When winning the opening tip-off	3-3

## SJU's Record When Scoring....

Less than 60 points	2-4
60-69 points	2-0
70-79 points	1-0
80-89 points	0-0
90-99 points	0-0

## SJU's Record When Allowing....

Less than 60 points	3-1
60-69 points	1-1
70-79 points	1-1
80-89 points	0-0
90-100 points	0-1

## SJU's Record When....

Leading at the half	4-0
Trailing at the half	1-4

## SJU's Record When Shooting...

50% or better	0-0
Less than 50%	4-3
Better than opponent	3-2
Worse than opponent	2-1

## SJU's Record When...

Outrebounding opponent	5-2
Outrebounded by opponent	0-2
Equal rebounds	0-0
Committing fewer TOs than opponent	5-2
Committing more TOs than opponent	0-2
Committing equal TOS	0-0
Committing 14 or fewer TOs	5-1
Committing 15 or more TOs	0-3
Bembry scores double figures	5-2
Wilson scores double figures	2-1
Miles scores double figures	2-1
Brown scores double figures	2-1
Demery scores double figures	2-0
Four players score double figures	1-0
Five players score double figures	0-0

## MISCELLANEOUS STATS

Largest winning margin:	26 vs. Loyola
Largest lead in a game:	26 vs. Loyola
Largest margin of defeat:	52 at Gonzaga
Largest deficit in a game:	53 at Gonzaga
Largest deficit overcome to win:	10 vs. Vermont
Largest winning margin lost:	7 vs. FDU



## THE HAWK

The Saint Joseph's Hawk mascot has been flapping its wings for 58 years.

One of the most famous mascots in college sports, the Hawk is best known for staying in constant motion by flapping its wings throughout every basketball game and representing the Saint Joseph's motto, "The Hawk Will Never Die".

The idea for the Hawk as a mascot was originated by Jim Brennan during the 1954-55 season. Brennan, an ex-Marine and SJU cheerleader, at first wanted to secure an actual hawk, but later switched to the costume idea. The student government raised the 120 dollars needed to buy the initial costume, which Brennan donned for three years. He made his debut as the Hawk on January 4, 1956, a 69-56 win over La Salle at the Palestra. The Hawk has not missed a men's basketball game since that first season.



In addition to the constant flapping, the Hawk is also recognized by its "flying" in figure eights around the court during timeouts. The constant motion, coupled with the scrappy play of the University's athletic teams, helped to spawn the school's familiar slogan "The Hawk Will Never Die!" A few years ago, ESPN used a "flap-o-meter" on the national telecast of a Saint Joseph's game to estimate that the Hawk flaps its wings 3,500 times during a regulation game.

The Hawk is unique because it is one of the few mascots in the nation that travels to every game, and the student who holds the position gains a tuition scholarship. The student, who is selected through an interview process during the previous spring semester, also serves as a team manager for the men's basketball team and travels with the squad.

**Brian Lafferty** becomes the 36th student to wear the wings in 2014-15. He is a senior criminal justice major from Springfield, Pa.

## ON THE AIR

**TV:** Saint Joseph's will again have a strong presence on television in 2014-15, with a total of 28 games scheduled for coverage either on television or digital networks. The Hawks will appear on national tv 13 times. (Complete schedule on page 2)

**RADIO:** Saint Joseph's University and 610 AM TEL, formerly CBS Sports Radio 610 AM (WIP), are in the fourth year of the partnership to broadcast the Hawks for all but two games. The Nov. 27 game with Western Kentucky will be heard on audio streaming only, while the Dec. 20 game at Marist will be carried by 1210 AM (WPHT). The Saint Joseph's Sports Network team of **Matt Martucci** and **Joe Lunardi** will provide the play-by-play and color commentary. Martucci, a 2006 Syracuse University graduate, is in his sixth year as full-time play-by-play announcer. Lunardi, in his 25th year on the Hawks' radio broadcasts, is the associate vice president for marketing at Saint Joseph's, and is a college basketball analyst for ESPN.com with his popular "Bracketology" column. Games can also be heard via audio streaming free of charge on [www.SJUHawks.com](http://www.SJUHawks.com). Sports Radio 610 will also be the home of **Phil Martelli's** "HawkTalk" radio show, which will air on Monday evenings beginning on January 5.

**VIDEO STREAMING:** This season, live video broadcasts of many SJU games will be broadcast through the Atlantic 10 Digital Network. (See schedule on pg. 2)

**INTERNET:** Information for Saint Joseph's basketball is found at SJU's athletics website, [www.SJUHawks.com](http://www.SJUHawks.com) with statistics, updated game notes, and live in-game statistics for all Hawk home games, and selected road games. Through Hawks All-Access, fans can follow every home game through audio streaming as well as video streaming for non-televvised games. All road games are covered with audio streaming while video streaming also available for selected ones. Video features on the team will also be available on the site.

## SAINT JOSEPH'S

The corporate title of "Saint" Joseph's University, which has been in place since Saint Joseph's was granted university status by the Commonwealth of Pennsylvania in 1979, is now the public title of the institution for all aspects of its operations.

**Official reference:** Saint Joseph's University  
Saint Joseph's

**Acceptable in headlines or informal references:**  
Saint Joseph's  
SJU  
St. Joe's

**UNACCEPTABLE:** St. Joseph's

## FREE THROW SHOOTING

### Final 5:00 of game (regulation only)

Player	FTM	FTA	Pct.
James Demery	4	4	1.000
Obi Romeo	2	2	1.000
DeAndre' Bembry	10	11	.909
Aaron Brown	6	8	.750
Shavar Newkirk	3	4	.750
Isaiah Miles	3	6	.500
Javon Baumann	1	2	.500
Brendan Casper	2	4	.500
Chris Wilson	0	1	.000
<b>Total</b>	<b>31</b>	<b>43</b>	<b>.721</b>

### Final 1:00 of game (regulation only)

Player	FTM	FTA	Pct.
Shavar Newkirk	2	2	1.000
Obi Romeo	2	2	1.000
Isaiah Miles	2	4	.500
Javon Baumann	1	2	.500
Brendan Casper	0	1	.000
<b>Total</b>	<b>7</b>	<b>11</b>	<b>.636</b>

For articles on the Hawks, go to  
"Hawks in the News" on [SJUHawks.com](http://SJUHawks.com)

<http://tinyurl.com/HawksintheNews>

Media Guide Online at [SJUHawks.com](http://SJUHawks.com)

<http://tinyurl.com/SJUHawks2014-15>

## CAREER HIGHS

## #34 JAVON BAUMANN

PTS: 11 vs. Western Kentucky (11/27/14)  
 REB: 8 vs. FDU (11/14/14)  
 AST: 2 vs. Duquesne (1/15/14)  
 FGM: 5 vs. Western Kentucky (11/27/14)  
 FGA: 6 vs. Western Kentucky (11/27/14)  
 3FGM: --  
 3FGA: --  
 FTM: 2 vs. Vermont (11/22/14)  
 FTA: 4 (3x) last vs. Vermont (11/22/14)  
 BLK: 3 vs. FDU (11/14/14)  
 STL: 4 vs. Vermont (11/22/14)  
 TO: 3 vs. Vermont (11/22/14)  
 MIN: 32 vs. Western Kentucky (11/27/14)

## #43 DeANDRE' BEMBRY

PTS: 23 vs. Western Kentucky (11/27/14)  
 REB: 11 vs. LIU Brooklyn (11/25/14)  
 AST: 8 (3x) last vs. VCU (3/16/14)  
 FGM: 10 vs. Western Kentucky (11/27/14)  
 FGA: 20 vs. Western Kentucky (11/27/14)  
 3FGM: 4 vs. Creighton (11/16/13)  
 3FGA: 8 (2x) last vs. LIU Brooklyn (11/25/14)  
 FTM: 8 vs. Vermont (11/22/14)  
 FTA: 10 vs. Vermont (11/22/14)  
 BLK: 2 (4x) last vs. Loyola Maryland (12/9/14)  
 STL: 4 (2x) last at Villanova (12/6/14)  
 TO: 6 vs. Vermont (11/22/14)  
 MIN: 45 vs. Connecticut (3/20/14)

## #3 MIKE BOOTH

PTS: --  
 REB: 1 at Villanova (12/6/14)  
 FGM: --  
 FGA: 1 at Gonzaga (11/19/14)  
 3FGM: --  
 3FGA: --  
 FTM: --  
 FTA: 2 at Villanova (12/6/14)  
 AST: --  
 BLK: --  
 STL: --  
 TO: --  
 MIN: 2 (3x) last vs. Loyola Maryland (12/9/14)

## #2 AARON BROWN

PTS: 15 vs. LIU Brooklyn (11/25/14)  
 REB: 7 (2x) last at Villanova (12/6/14)  
 FGM: 5 (2x) last at Gonzaga (11/19/14)  
 FGA: 11 vs. Vermont (11/22/14)  
 3FGM: 1 (2x) last vs. Western Kentucky (11/27/14)  
 3FGA: 2 at Gonzaga (11/19/14)  
 FTM: 7 vs. LIU Brooklyn (11/25/14)  
 FTA: 9 vs. LIU Brooklyn (11/25/14)  
 AST: 3 vs. LIU Brooklyn (11/25/14)  
 BLK: 1 vs. FDU (11/14/14)  
 STL: 1 (3x) last vs. Western Kentucky (11/27/14)  
 TO: 3 at Villanova (12/6/14)  
 MIN: 33 vs. LIU Brooklyn (11/25/14)

## #20 BRENDAN CASPER

PTS: 9 at Villanova (12/6/14)  
 REB: 9 at Villanova (12/6/14)  
 AST: 1 (3x) last vs. Loyola Maryland (12/9/14)  
 FGM: 4 at Villanova (12/6/14)  
 FGA: 9 at Villanova (12/6/14)  
 3FGM: 1 vs. Loyola Maryland (12/9/14)  
 3FGA: 2 vs. Loyola Maryland (12/9/14)  
 FTM: 2 at Penn (1/18/14)  
 FTA: 2 (5x) last vs. Loyola Maryland (12/9/14)  
 BLK: 1 (2x) last at Villanova (12/6/14)  
 STL: 2 at Villanova (12/6/14)  
 TO: 5 at Villanova (12/6/14)  
 MIN: 20 at Villanova (12/6/14)

## #25 JAMES DEMERY

PTS: 12 at Drexel (11/17/14)  
 REB: 6 (2x) last vs. Loyola Maryland (12/9/14)  
 FGM: 4 (2x) last vs. LIU Brooklyn (11/25/14)  
 FGA: 9 (2x) last at Villanova (12/6/14)  
 3FGM: 1 (2x) last vs. Western Kentucky (11/27/14)  
 3FGA: 2 vs. Western Kentucky (11/27/14)  
 FTM: 4 vs. Vermont (11/22/14)  
 FTA: 6 vs. Vermont (11/22/14)  
 AST: 2 vs. Western Kentucky (11/27/14)  
 BLK: 1 (4x) last vs. Western Kentucky (11/27/14)  
 STL: 2 at Drexel (11/17/14)  
 TO: 3 (4x) last at Villanova (12/6/14)  
 MIN: 34 vs. Western Kentucky (11/27/14)

## #40 EVAN MASCHMEYER

PTS: 7 vs. Binghamton (12/31/13)  
 REB: 2 (8x) last at Gonzaga (11/19/14)  
 FGM: 2 (2x) last at Villanova (12/6/14)  
 FGA: 4 (3x) last vs. Duquesne (1/15/14)  
 3FGM: 2 vs. Binghamton (12/31/13)  
 3FGA: 3 (2x) last vs. FDU (11/14/14)  
 FTM: 4 vs. Siena (11/29/13)  
 FTA: 4 (2x) last vs. Siena (11/29/13)  
 AST: 2 (5x) last vs. FDU (11/14/14)  
 BLK: --  
 STL: 1 (5x) last vs. Washington St. (12/1/13)  
 TO: 4 vs. Binghamton (12/31/13)  
 MIN: 15 (2x) last at Gonzaga (11/19/14)

## #15 ISIAH MILES

PTS: 20 vs. Temple (12/3/14)  
 REB: 14 vs. FDU (11/14/14)  
 AST: 4 vs. Temple (12/3/14)  
 FGM: 7 vs. Temple (12/3/14)  
 FGA: 14 (2x) last vs. Temple (12/3/14)  
 3FGM: 2 (6x) last vs. Western Kentucky (11/27/14)  
 3FGA: 7 (7x) last vs. Western Kentucky (11/27/14)  
 FTM: 8 at Loyola (12/21/13)  
 FTA: 8 at Loyola (12/21/13)  
 BLK: 2 (2x) last vs. LIU Brooklyn (11/25/14)  
 STL: 3 vs. Vermont (11/22/14)  
 TO: 3 (4x) last vs. Temple (12/3/14)  
 MIN: 34 (2x) last vs. Vermont (11/22/14)

## #1 SHAVAR NEWKIRK

PTS: 5 (2x) last vs. Loyola Maryland (12/9/14)  
 REB: 5 (2x) last vs. Temple (12/3/14)  
 FGM: 2 vs. FDU (11/14/14)  
 FGA: 8 at Villanova (12/6/14)  
 3FGM: --  
 3FGA: 3 (2x) last vs. Vermont (11/22/14)  
 FTM: 5 at Drexel (11/17/14)  
 FTA: 6 at Drexel (11/17/14)  
 AST: 4 vs. FDU (11/14/14)  
 BLK: 2 at Gonzaga (11/19/14)  
 STL: 3 (2x) last vs. Loyola Maryland (12/9/14)  
 TO: 5 vs. Western Kentucky (11/27/14)  
 MIN: 28 at Drexel (11/17/14)

## #5 OBI ROMEO

PTS: 2 vs. Western Kentucky (11/27/14)  
 REB: 5 at Gonzaga (11/19/14)  
 FGM: 1 vs. Western Kentucky (11/27/14)  
 FGA: 1 vs. Western Kentucky (11/27/14)  
 3FGM: --  
 3FGA: --  
 FTM: 2 vs. Loyola Maryland (12/9/14)  
 FTA: 2 vs. Loyola Maryland (12/9/14)  
 AST: 1 at Gonzaga (11/19/14)  
 BLK: 2 (2x) last vs. Loyola Maryland (12/9/14)  
 STL: 1 at Gonzaga (11/19/14)  
 TO: --  
 MIN: 13 at Gonzaga (11/19/14)

## #21 KYLE THOMPSON

PTS: 2 vs. Loyola Maryland (12/9/14)  
 REB: 1 (2x) last at Villanova (12/6/14)  
 FGM: 1 vs. Loyola Maryland (12/9/14)  
 FGA: 1 (2x) last vs. Loyola Maryland (12/9/14)  
 3FGM: --  
 3FGA: --  
 FTM: --  
 FTA: --  
 AST: 1 vs. Loyola Maryland (12/9/14)  
 BLK: --  
 STL: --  
 TO: --  
 MIN: 2 (3x) last vs. Loyola Maryland (12/9/14)

## #40 JAI WILLIAMS

PTS: --  
 REB: 2 vs. Loyola Maryland (12/9/14)  
 AST: --  
 FGM: --  
 FGA: 1 at Villanova (12/6/14)  
 3FGM: --  
 3FGA: --  
 FTM: --  
 FTA: --  
 BLK: --  
 STL: 1 vs. Loyola Maryland (12/9/14)  
 TO: --  
 MIN: 11 at Villanova (12/6/14)

## #24 CHRIS WILSON

PTS: 20 vs. Dayton (2/25/14)  
 REB: 9 at Coppin State (12/4/12)  
 FGM: 8 vs. Dayton (2/25/14)  
 FGA: 14 vs. Boston Univ. (12/29/13)  
 3FGM: 6 vs. Creighton (11/16/13)  
 3FGA: 11 vs. Creighton (11/16/13)  
 FTM: 7 at St. Bonaventure (2/29/12)  
 FTA: 8 (2x) last vs. Fordham (2/22/14)  
 AST: 9 at VCU (1/17/13)  
 BLK: 2 (2x) last at George Mason (1/11/14)  
 STL: 3 (4x) last vs. Saint Louis (2/5/14)  
 TO: 5 vs. George Mason (1/11/14)  
 MIN: 43 vs. Connecticut (3/20/14)

## SEASON HIGHS

## #34 JAVON BAUMANN

PTS: 11 vs. Western Kentucky (11/27/14)  
 REB: 8 vs. FDU (11/14/14)  
 AST: 2 vs. Duquesne (1/15/14)  
 FGM: 5 vs. Western Kentucky (11/27/14)  
 FGA: 6 vs. Western Kentucky (11/27/14)  
 3FGM: --  
 3FGA: --  
 FTM: 2 vs. Vermont (11/22/14)  
 FTA: 4 (3x) last vs. Vermont (11/22/14)  
 BLK: 3 vs. FDU (11/14/14)  
 STL: 4 vs. Vermont (11/22/14)  
 TO: 3 vs. Vermont (11/22/14)  
 MIN: 32 vs. Western Kentucky (11/27/14)

## #43 DeANDRE' BEMBRY

PTS: 23 vs. Western Kentucky (11/27/14)  
 REB: 11 vs. LIU Brooklyn (11/25/14)  
 AST: 5 vs. LIU Brooklyn (11/25/14)  
 FGM: 10 vs. Western Kentucky (11/27/14)  
 FGA: 20 vs. Western Kentucky (11/27/14)  
 3FGM: 2 (3x) last vs. Loyola Maryland (12/9/14)  
 3FGA: 8 vs. LIU Brooklyn (11/25/14)  
 FTM: 8 vs. Vermont (11/22/14)  
 FTA: 10 vs. Vermont (11/22/14)  
 BLK: 2 (2x) last vs. Loyola Maryland (12/9/14)  
 STL: 4 (2x) last at Villanova (12/6/14)  
 TO: 6 vs. Vermont (11/22/14)  
 MIN: 44 vs. LIU Brooklyn (11/25/14)

## #3 MIKE BOOTH

PTS: --  
 REB: 1 at Villanova (12/6/14)  
 FGM: --  
 FGA: 1 at Gonzaga (11/19/14)  
 3FGM: --  
 3FGA: --  
 FTM: --  
 FTA: 2 at Villanova (12/6/14)  
 AST: --  
 BLK: --  
 STL: --  
 TO: --  
 MIN: 2 (3x) last vs. Loyola Maryland (12/9/14)

## #2 AARON BROWN

PTS: 15 vs. LIU Brooklyn (11/25/14)  
 REB: 7 vs. LIU Brooklyn (11/25/14)  
 FGM: 5 (2x) last at Gonzaga (11/19/14)  
 FGA: 11 vs. Vermont (11/22/14)  
 3FGM: 1 (2x) last vs. Western Kentucky (11/27/14)  
 3FGA: 2 at Gonzaga (11/19/14)  
 FTM: 7 vs. LIU Brooklyn (11/25/14)  
 FTA: 9 vs. LIU Brooklyn (11/25/14)  
 AST: 3 vs. LIU Brooklyn (11/25/14)  
 BLK: 1 vs. FDU (11/14/14)  
 STL: 1 (3x) last vs. Western Kentucky (11/27/14)  
 TO: 2 (2x) last vs. LIU Brooklyn (11/25/14)  
 MIN: 33 vs. LIU Brooklyn (11/25/14)

## #20 BRENDAN CASPER

PTS: 9 at Villanova (12/6/14)  
 REB: 9 at Villanova (12/6/14)  
 AST: 1 (3x) last vs. Loyola Maryland (12/9/14)  
 FGM: 4 at Villanova (12/6/14)  
 FGA: 9 at Villanova (12/6/14)  
 3FGM: 1 vs. Loyola Maryland (12/9/14)  
 3FGA: 2 vs. Loyola Maryland (12/9/14)  
 FTM: 2 at Penn (1/18/14)  
 FTA: 2 (5x) last vs. Loyola Maryland (12/9/14)  
 BLK: 1 (2x) last at Villanova (12/6/14)  
 STL: 2 at Villanova (12/6/14)  
 TO: 5 at Villanova (12/6/14)  
 MIN: 20 at Villanova (12/6/14)

## #25 JAMES DEMERY

PTS: 12 at Drexel (11/17/14)  
 REB: 6 vs. LIU Brooklyn (11/25/14)  
 FGM: 4 (2x) last vs. LIU Brooklyn (11/25/14)  
 FGA: 9 (2x) last at Villanova (12/6/14)  
 3FGM: 1 (2x) last vs. Western Kentucky (11/27/14)  
 3FGA: 2 vs. Western Kentucky (11/27/14)  
 FTM: 4 vs. Vermont (11/22/14)  
 FTA: 6 vs. Vermont (11/22/14)  
 AST: 2 vs. Western Kentucky (11/27/14)  
 BLK: 1 (4x) last vs. Western Kentucky (11/27/14)  
 STL: 2 at Drexel (11/17/14)  
 TO: 3 (4x) last at Villanova (12/6/14)  
 MIN: 34 vs. Western Kentucky (11/27/14)

## #10 EVAN MASCHMEYER

PTS: 4 at Villanova (12/6/14)  
 REB: 2 (2x) last at Gonzaga (11/19/14)  
 AST: 2 vs. FDU (11/14/14)  
 FGM: 2 at Villanova (12/6/14)  
 FGA: 3 (3x) last at Gonzaga (11/19/14)  
 3FGM: 1 vs. FDU (11/14/14)  
 3FGA: 3 vs. FDU (11/14/14)  
 FTM: --  
 FTA: --  
 BLK: --  
 STL: --  
 TO: 2 (2x) last at Villanova (12/6/14)  
 MIN: 15 at Gonzaga (11/19/14)

## #15 ISAIAH MILES

PTS: 20 vs. Temple (12/3/14)  
 REB: 14 vs. FDU (11/14/14)  
 AST: 4 vs. Temple (12/3/14)  
 FGM: 7 vs. Temple (12/3/14)  
 FGA: 14 (2x) last vs. Temple (12/3/14)  
 3FGM: 2 vs. Western Kentucky (11/27/14)  
 3FGA: 7 vs. Western Kentucky (11/27/14)  
 FTM: 5 vs. Temple (12/3/14)  
 FTA: 7 vs. Temple (12/3/14)  
 BLK: 1 (4x) last vs. Temple (12/3/14)  
 STL: 3 vs. Vermont (11/22/14)  
 TO: 3 (2x) last vs. Temple (12/3/14)  
 MIN: 34 (2x) last vs. Vermont (11/22/14)

## #1 SHAVAR NEWKIRK

PTS: 5 (2x) last vs. Loyola Maryland (12/9/14)  
 REB: 5 (2x) last vs. Temple (12/3/14)  
 FGM: 2 vs. FDU (11/14/14)  
 FGA: 8 at Villanova (12/6/14)  
 3FGM: --  
 3FGA: 3 (2x) last vs. Vermont (11/22/14)  
 FTM: 5 at Drexel (11/17/14)  
 FTA: 6 at Drexel (11/17/14)  
 AST: 4 vs. FDU (11/14/14)  
 BLK: 2 at Gonzaga (11/19/14)  
 STL: 3 (2x) last vs. Loyola Maryland (12/9/14)  
 TO: 5 vs. Western Kentucky (11/27/14)  
 MIN: 28 at Drexel (11/17/14)

## #5 OBI ROMEO

PTS: 2 vs. Western Kentucky (11/27/14)  
 REB: 5 at Gonzaga (11/19/14)  
 FGM: 1 vs. Western Kentucky (11/27/14)  
 FGA: 1 vs. Western Kentucky (11/27/14)  
 3FGM: --  
 3FGA: --  
 FTM: 2 vs. Loyola Maryland (12/9/14)  
 FTA: 2 vs. Loyola Maryland (12/9/14)  
 AST: 1 at Gonzaga (11/19/14)  
 BLK: 2 (2x) last vs. Loyola Maryland (12/9/14)  
 STL: 1 at Gonzaga (11/19/14)  
 TO: --  
 MIN: 13 at Gonzaga (11/19/14)

## #21 KYLE THOMPSON

PTS: 2 vs. Loyola Maryland (12/9/14)  
 REB: 1 (2x) last at Villanova (12/6/14)  
 FGM: 1 vs. Loyola Maryland (12/9/14)  
 FGA: 1 (2x) last vs. Loyola Maryland (12/9/14)  
 3FGM: --  
 3FGA: --  
 FTM: --  
 FTA: --  
 AST: 1 vs. Loyola Maryland (12/9/14)  
 BLK: --  
 STL: --  
 TO: --  
 MIN: 2 (3x) last vs. Loyola Maryland (12/9/14)

## #40 JAI WILLIAMS

PTS: --  
 REB: 2 vs. Loyola Maryland (12/9/14)  
 AST: --  
 FGM: --  
 FGA: 1 at Villanova (12/6/14)  
 3FGM: --  
 3FGA: --  
 FTM: --  
 FTA: --  
 BLK: --  
 STL: 1 vs. Loyola Maryland (12/9/14)  
 TO: --  
 MIN: 11 at Villanova (12/6/14)

## #24 CHRIS WILSON

PTS: 13 vs. Loyola Maryland (12/9/14)  
 REB: 6 vs. FDU (11/14/14)  
 AST: 5 vs. Vermont (11/22/14)  
 FGM: 5 (2x) last vs. LIU Brooklyn (11/25/14)  
 FGA: 13 vs. FDU (11/14/14)  
 3FGM: 3 vs. LIU Brooklyn (11/25/14)  
 3FGA: 9 vs. LIU Brooklyn (11/25/14)  
 FTM: 2 (2x) last at Villanova (12/6/14)  
 FTA: 3 at Villanova (12/6/14)  
 BLK: --  
 STL: 2 (2x) last at Gonzaga (11/19/14)  
 TO: 3 (3x) last at Villanova (12/6/14)  
 MIN: 39 vs. FDU (11/14/14)





## GAME RECAPS

## Game 4: November 22, 2014 - Hagan Arena

## SJU 68 - Vermont 60

**DeAndre' Bembry** scored 22 points to lead Saint Joseph's over Vermont, 68-60, at Hagan Arena. Bembry tied his career-high in both points and rebounds with nine, while **Isaiah Miles** had 15 points. **Aaron Brown** added 13 points for his third straight game in double figures. Vermont took the early lead, 11-1, on the Hawks in the first three minutes of the game. The Hawks fought back, going on a 16-5 run as Bembry and Wilson combined to score 11 points. Bembry had a dunk and a layup and then threaded a fast break pass to **Chris Wilson**, who converted the layup to give SJU its first lead of the game, 17-16, with 9:28 remaining. The Hawks maintained the lead the rest of the way, holding a 32-26 margin at halftime as they forced 10 Vermont turnovers in the half, while outrebounding the visitors, 25-16. The Hawks came out firing in the second half, and a Bembry three-pointer started a 7-0 run, as SJU forced four straight Vermont turnovers. A **Javon Baumann** layup with the pass from Bembry and a jumper by Miles gave the Hawks a 39-26 lead. Vermont broke its four-minute scoreless streak at 15:10 on a three-pointer. But another Bembry three-pointer pushed the Hawks' lead to 42-29. A pair of free throws by Bembry gave SJU its biggest lead of the game, 46-32. Vermont scored six straight to cut SJU's lead to 51-45 at 8:48, but Saint Joseph's answered with five points from Miles to increase its margin back to 10, 56-46. The Catamounts made one more push, coming to within 61-56 with 3:23 left, but Bembry went 4-for-4 from the foul line to go up by 66-56 with 2:08 remaining.

## Vermont (2-2)

##	Player	fg	fga	3-pt	ft	fta	rebounds	of	de	tot	pf	tp	a	to	blk	s	min	
05	HAROLD, Hector	f	4	9	2	4	0	0	0	1	4	5	4	10	2	0	1	29
32	O'DAY, Ethan	f	5	8	0	0	0	0	0	1	1	2	10	1	1	2	0	29
15	KILPATRICK, B	g	2	6	0	1	1	3	0	1	1	0	5	2	3	0	0	20
20	DUNCAN, Ernie	g	1	1	1	1	0	0	0	1	1	2	3	1	3	0	0	10
24	WILLS, Dre	g	3	6	0	1	2	3	3	3	6	3	8	3	1	0	0	31
00	HATTON, Brandon		0	1	0	1	0	0	0	1	1	0	0	0	0	0	0	8
02	BELL-HAYNES, Trae		4	8	0	1	0	0	1	2	3	3	8	4	0	0	1	18
03	PIERSON, Ryan		0	1	0	0	2	2	0	2	2	1	2	0	1	0	0	6
14	WARD, Cam		1	3	1	3	0	0	0	0	0	1	3	1	2	0	0	15
25	URQUHART, Drew		1	4	0	1	3	4	0	3	3	2	5	0	0	1	0	11
34	STEIDL, Kurt		2	6	2	5	0	0	0	5	5	2	6	1	1	0	1	23
TEAM							2	3	5									
Totals.....			23	53	6	18	8	12	7	26	33	20	60	13	18	3	3	200

TOTAL FG% 1st Half: 9-24 37.5% 2nd Half: 14-29 48.3% Game: 43.4% DEADBALL  
3-Pt. FG% 1st Half: 3-7 42.9% 2nd Half: 3-11 27.3% Game: 33.3% REBOUNDS  
F Throw % 1st Half: 5-7 71.4% 2nd Half: 3-5 60.0% Game: 66.7% 3

## Saint Joseph's (2-2)

##	Player	fg	fga	3-pt	ft	fta	rebounds											tp	a	to	blk	s	min
15	MILES, Isaiah	f	6	11	3	7	0	0	2	1	3	3	15	0	2	1	3	34					
25	DEMERY, James	f	0	3	0	0	4	6	4	2	6	0	4	0	1	1	0	25					
43	BEMBRY, DeAndre'	f	6	14	2	5	8	10	1	8	9	3	22	4	6	0	3	39					
34	BAUMANN, Javon	c	2	3	0	0	2	4	2	4	6	4	6	2	3	1	4	25					
24	WILSON, Chris	g	2	7	1	3	0	0	1	0	1	3	5	5	1	0	0	28					
01	NEWKIRK, Shavar	1	5	0	0	1	3	0	3	3	1	3	3	2	0	0	3	27					
02	BROWN, Aaron	4	11	0	0	5	6	1	4	5	1	13	0	0	0	0	2	22					
TEAM																							
Totals.....		21	54	6	15	20	29	13	24	37	15	68	14	15	3	13	200						

TOTAL FG% 1st Half: 11-32 34.4% 2nd Half: 10-22 45.5% Game: 38.9% DEADBALL  
3-Pt. FG% 1st Half: 3-9 33.3% 2nd Half: 3-6 50.0% Game: 40.0% REBOUNDS  
F Throw % 1st Half: 7-13 53.8% 2nd Half: 13-16 81.3% Game: 69.0% 3

Officials: Paul Faia, Dan Anderson, John Gwynn  
Technical fouls: Vermont-None. Saint Joseph's-None.  
Attendance: 3,851

Score by Periods	1st	2nd	Total
Vermont	26	34	60
Saint Joseph's	32	36	68

## Game 5: November 25, 2014 - Hagan Arena

## SJU 74 - LIU Brooklyn 70 (OT)

Freshman **James Demery** hit a three-pointer to send the game into overtime and Saint Joseph's scored the first four points of the extra period as the Hawks defeated LIU Brooklyn, 74-70, in the NIT Season Tip-Off at Hagan Arena. **DeAndre' Bembry** led Saint Joseph's with 17 points and a career-high 11 rebounds for his first-ever double-double. Demery took a pass from Bembry on the left wing and connected on the first three-pointer of his career with :03 remaining to knot the score at 67-67. LIU had taken the 67-64 lead with 10 seconds to play on a pair of free throws. **Aaron Brown** and **Isaiah Miles** scored the first four points for SJU in the overtime, and LIU answered back with a three-pointer at 1:30, to cut the lead to 71-70. But Bembry made one free throw and Brown connected on a pair to seal the win for the Hawks. Brown scored a career-high 15 points for SJU while **Chris Wilson** tallied 13 points and Demery finished with 11. Wilson got the Hawks off to a quick start, making his first three three-pointers, to give SJU a 9-3 lead. He would combine with Bembry to score the Hawks' first 17 points of the game as they held a 17-16 lead at the 11:54 mark. With LIU leading, 20-19, SJU went on a 10-2 run to take a 29-22 lead with under five minutes to play and then hold a 35-29 edge at halftime. The Hawks built up their largest lead of the game, 41-31, just four minutes into the second half. Trailing 49-42 with 10:48, the Blackbirds chipped away at the margin and came within 59-57 on a three-pointer with 4:41 to play. LIU Brooklyn tied the contest, 61-61, and went ahead, 63-62, with 1:26 to play. Demery hit two free throws at 1:06 to give the Hawks a 64-63 lead and after LIU went ahead, hit the game-tying three-pointer.

## LIU Brooklyn (0-2)

##	Player	fg	fga	3-pt	fg	fta	rebounds	of	de	tot	pf	tp	a	to	blk	s	min	
01	ATTERBERRY, L	f	1	5	0	3	0	0	0	6	6	1	2	0	2	1	2	29
15	ZANNA, Nura	f	6	9	0	0	2	3	4	4	8	5	14	0	1	0	1	31
04	MARTIN, Gerrell	g	1	5	0	1	0	0	0	2	2	0	2	0	0	0	1	20
10	FRIDRIKSSON, E	g	4	9	2	4	2	2	0	1	1	2	12	2	1	0	1	27
24	HERMANNSSON, S	g	4	12	0	2	0	0	0	3	3	4	8	5	3	0	0	36
00	WOODS, Trevin	3	5	1	1	0	0	5	3	8	4	7	0	1	2	0	22	
03	FLEMING, Iverson	4	7	3	4	3	4	0	1	1	1	14	1	1	0	3	20	
05	WOODS, Trevon	0	1	0	1	0	0	0	1	1	0	0	0	0	0	0	2	
11	HERNANDEZ, Joel	4	9	1	3	1	2	2	3	5	2	10	2	2	1	0	29	
12	HOOD, Jamil	0	1	0	0	1	2	0	0	0	2	1	0	1	0	0	9	
	TEAM							2	1	3								
Totals.....		27	63	7	19	9	13	13	25	38	21	70	10	12	4	8	225	

TOTAL FG% 1st Half: 13-28 46.4% 2nd Half: 13-29 44.8% Game: 42.9% DEADBALL  
3-Pt. FG% 1st Half: 1-7 14.3% 2nd Half: 5-10 50.0% Game: 36.8% REBOUNDS  
F Throw % 1st Half: 2-3 66.7% 2nd Half: 7-10 70.0% Game: 69.2% 4

## Saint Joseph's (3-2)

##	Player	fg	fga	3-pt	fg	fga	ft	fta	rebounds	of	de	tot	pf	tp	a	to	blk	s	min
15	MILES, Isaiah	f	4	11	0	2	0	1	0	3	3	4	8	0	2	2	0	27	
25	DEMERY, James	f	4	7	1	2	2	2	4	1	5	0	11	1	1	1	0	30	
43	BEMBRY, DeAndre'	f	7	17	2	8	1	3	2	9	11	3	17	5	4	1	0	44	
34	BAUMANN, Javon	c	3	5	0	0	0	2	2	3	5	3	6	0	0	0	0	28	
24	WILSON, Chris	g	5	12	3	9	0	2	2	5	7	1	13	4	1	0	1	42	
00	MASCHMEYER, E	0	0	0	0	0	0	0	0	0	0	0	0	1	0	0	0	1	
01	NEWKIRK, Shavar	0	3	0	1	2	2	0	0	0	0	2	2	3	0	1	1	17	
02	BROWN, Aaron	4	9	0	1	7	9	4	4	3	7	2	15	3	2	1	1	33	
20	CASPER, Brendan	1	1	0	0	0	0	0	1	0	1	0	2	0	0	0	0	3	
TEAM									1	1	2								
Totals.....		28	65	6	23	12	21	16	25	41	15	74	17	10	6	3	225		

TOTAL FG% 1st Half: 15-30 50.0% 2nd Half: 11-29 37.9% Game: 43.1% DEADBALL  
3-Pt. FG% 1st Half: 5-14 35.7% 2nd Half: 1-6 16.7% Game: 26.1% REBOUNDS  
F Throw % 1st Half: 0-0 0.0% 2nd Half: 9-15 60.0% Game: 57.1% 3

Officials: Pat Driscoll, Sean Casady, Evon Burroughs  
Technical fouls: LIU Brooklyn-None. Saint Joseph's-None.  
Attendance: 3,243

Score by Periods	1st	2nd	OT	Total
LIU Brooklyn	29	38	3	70
Saint Joseph's	35	32	7	74

## Game 6: November 27, 2014 - Madison Square Garden - New York, N.Y.

## NIT Season Tip-Off

## Western Kentucky 62 - SJU 59

**DeAndre' Bembry** notched a career-high 23 points, but Saint Joseph's fell to Western Kentucky, 62-59, at Madison Square Garden on Thanksgiving night in the NIT Season Tip-Off. Bembry shot 10-for-20 from the field, and scored 16 in the second half for Saint Joseph's, while **Javon Baumann** added a career-high 11 points. With SJU trailing 46-40 at the 11:48 mark, Bembry would score 10 of the Hawks' next 12 points. His steal and dunk with over six minutes to play gave SJU their first tie of the half, 50-50, and he gave the Hawks their first lead since the early part of the first half, 54-52, with 2:46 remaining. Western Kentucky regained the lead and went up 58-54 on a tip-in at :51. WKU then took a 60-56 lead with a pair of free throws with 14.5 seconds to play. **Aaron Brown** hit a three-pointer with 6.3 seconds left to pull the Hawks within 60-59 before two free throws put the Hilltoppers up three with 5.4 seconds left. Bembry had a chance to send the game to overtime, but his three-point attempt at the buzzer was off the mark. In the first half, WKU held an 18-17 lead and then used an 8-2 run to go up 26-19. The Hilltoppers took their biggest lead of the half, 31-22, with 1:25 to play. A layup by Baumann cut the Hawk deficit to 31-24 at halftime.

## Western Kentucky (2-3)

##	Player	fg	fga	3-pt	ft	fta	rebounds	of	de	tot	pf	tp	a	to	blk	s	min	
03	JACKSON, TRENCY	f	5	10	1	4	0	0	1	3	4	2	11	3	2	0	3	34
44	FANT, GEORGE	f	6	11	0	0	5	6	11	4	15	3	17	3	6	0	0	33
14	LAWSON, BEN	c	4	6	0	0	0	0	1	2	3	3	8	1	3	1	0	25
51	HARRISON-DOCKS	g	5	15	2	11	0	0	0	2	2	2	12	2	1	0	1	40
52	PRICE, T.J.	g	1	8	0	5	4	4	1	3	4	4	6	4	1	0	0	24
00	SPREWELL, AYINDE	0	0	1	0	0	0	0	0	0	0	0	0	0	1	0	2	
02	CLAYTON, DJ	0	0	0	0	0	0	0	1	1	0	0	0	0	1	0	8	
20	ROSTOV, ALEKSEJ	1	1	0	0	0	1	0	0	0	3	2	0	1	0	0	6	
21	SNIPES, NIGEL	0	3	0	2	0	0	0	0	0	2	0	0	0	0	0	12	
23	JOHNSON, JUSTIN	2	2	0	0	0	1	2	1	3	0	4	0	0	0	0	8	
33	MARBERRY, ROB	1	1	0	0	0	0	0	1	1	1	2	0	0	0	0	8	
TEAM																		
Totals.....		25	58	3	22	9	12	17	23	40	20	62	13	16	1	5	200	

TOTAL FG% 1st Half: 14-29 48.3% 2nd Half: 11-29 37.9% Game: 43.1% DEADBALL  
3-Pt. FG% 1st Half: 2-10 20.0% 2nd Half: 1-12 8.3% Game: 13.6% REBOUNDS  
F Throw % 1st Half: 1-4 25.0% 2nd Half: 8-8 100% Game: 75.0% 1

## Saint Joseph's (3-3)

##	Player	fg	fga	3-pt	ft	fta	rebounds				of	de	tot	pf	tp	a	to	blk	s	min
15	MILES, Isaiah	f	3	11	2	7	1	3	4	4	8	5	9	1	3	1	0	0	28	
43	BEMBRY, DeAndre'	f	10	20	1	4	2	5	1	2	3	1	23	1	0	0	4	40		
24	BAUMANN, Javon	c	5	6	0	0	1	2	2	2	4	3	11	1	1	0	32			
34	WILSON, Chris	c	0	2	0	1	0	0	0	2	2	1	0	2	3	0	1	18		
25	DEMERY, James	g	2	4	1	2	1	3	1	3	4	0	6	2	3	1	0	34		
00	SCHMEYER, E		0	0	0	0	0	0	0	0	0	0	0	0	0	0	0	3		
01	NEWKIRK, Shavar		1	4	0	0	1	2	0	2	2	1	3	3	5	0	0	25		
02	BROWN, Aaron		2	5	1	1	0	0	0	0	0	4	5	2	0	0	1	15		

## GAME RECAPS

05 ROMEO, Obi	1	1	0	0	0	0	2	1	3	0	2	0	0	0	0	2
20 CASPER, Brendan	0	1	0	1	0	0	0	0	0	0	0	0	0	0	0	3
TEAM							3	2	5							
Totals.....	24	54	5	16	6	15	13	18	31	15	59	12	15	3	6	200

TOTAL FG% 1st Half: 10-27 37.0% 2nd Half: 14-27 51.9% Game: 44.4% DEADBALL  
 3-Pt. FG% 1st Half: 3-6 50.0% 2nd Half: 2-10 20.0% Game: 31.3% REBOUNDS  
 F Throw % 1st Half: 1-6 16.7% 2nd Half: 5-9 55.6% Game: 40.0% 3

Officials: Jeff Anderson, Lamar Simpson, Paul Szelc  
 Technical fouls: Western Kentucky-None. Saint Joseph's-None.  
 Attendance: 1,266

Score by Periods	1st	2nd	Total
Western Kentucky	31	31	62
Saint Joseph's	24	35	59

## Game 7: December 3, 2014 - Hagan Arena

## SJU 58 - Temple 56

Isaiah Miles scored a career-high 20 points and grabbed nine rebounds as Saint Joseph's held off Temple, 58-56, in Big 5 action at Hagan Arena. The game came down to the final play, with Temple inbounding the ball with 11.7 seconds to go. The Owls' Will Cummings drove to the basket but SJU's **DeAndre' Bembry** made a game-saving block. Quenton DeCosey grabbed the rebound but his last-second attempt was off the mark. Miles shot 7-for-14 from the field and added four assists for Saint Joseph's, while Bembry finished with 11 points, going 5-for-6 from the line, and grabbing seven rebounds. The Hawks held a 51-42 lead with 8:44 remaining, but went cold from the floor. SJU would go without a field goal the rest of the way, but converted 7-for-8 from the foul line to preserve the win. During that stretch, Temple came within 57-56 with 30 seconds to play on a layup by Josh Brown. The Hawks turned the ball over on their next possession, but an offensive foul by Temple gave the ball back to SJU. Miles made 1-of-2 free throws with 11.7 seconds to go to provide the winning margin.

Temple (4-3, 1-1 Big 5)

##	Player	fg	fga	3-pt	fg	fga	ft	fta	rebounds	of	de	tot	pf	tp	a	to	blk	s	min
10	WILLIAMS, Mark	f	2	5	1	2	0	2	1	1	2	3	5	0	3	1	0	16	
23	WATSON, D	f	1	2	0	0	0	2	0	0	0	2	2	0	0	2	0	17	
02	CUMMINGS, Will	g	3	15	1	5	6	6	2	3	5	0	13	4	2	0	2	40	
04	DINGLE, Daniel	g	2	8	0	3	0	0	1	3	4	5	4	2	1	1	0	28	
25	DECOSSEY, Quentong	g	7	11	3	5	5	6	2	3	5	3	22	4	4	1	0	37	
00	ENECHIONYA, Obi	g	2	2	0	0	0	0	2	2	4	1	4	0	1	1	2	20	
01	BROWN, Josh	g	3	5	0	1	0	0	2	7	9	1	6	3	2	0	1	25	
15	BOND, Jaylen	g	0	1	0	1	0	0	0	1	1	5	0	1	0	0	0	17	
TEAM									1	1	2					1			
Totals.....			20	49	5	17	11	16	11	21	32	20	56	14	14	6	5	200	

TOTAL FG% 1st Half: 7-21 33.3% 2nd Half: 13-28 46.4% Game: 40.8% DEADBALL  
 3-Pt. FG% 1st Half: 3-7 42.9% 2nd Half: 2-10 20.0% Game: 29.4% REBOUNDS  
 F Throw % 1st Half: 5-10 50.0% 2nd Half: 6-6 100% Game: 68.8% 4

Saint Joseph's (4-3, 1-0 Big 5)

##	Player	fg	fga	3-pt	fg	fga	ft	fta	of	de	tot	pf	tp	a	to	blk	s	min
15	MILES, Isaiah	f	7	14	1	4	5	7	5	4	9	3	20	4	3	1	0	33
43	BEMBRY, DeAndre'	f	3	15	0	6	5	6	2	5	7	2	11	2	1	2	2	40
34	BAUMANN, Javon	c	2	3	0	0	0	0	2	0	2	5	4	0	1	0	0	22
24	WILSON, Chris	g	2	9	1	5	2	2	0	3	3	0	7	3	2	0	2	39
25	DEMERY, James	g	3	6	0	0	1	2	2	0	2	2	7	0	1	0	0	27
01	NEWKIRK, Shavar		1	2	0	0	0	0	0	5	5	1	2	2	0	0	1	14
02	BROWN, Aaron		2	7	0	0	3	4	0	1	1	2	7	0	1	0	0	25
TEAM									3	2	5							
Totals.....			20	56	2	15	16	21	14	20	34	15	58	11	9	3	5	200

TOTAL FG% 1st Half: 14-32 43.8% 2nd Half: 6-24 25.0% Game: 35.7% DEADBALL  
 3-Pt. FG% 1st Half: 1-9 16.7% 2nd Half: 1-9 11.1% Game: 13.3% REBOUNDS  
 F Throw % 1st Half: 5-8 62.5% 2nd Half: 11-13 84.6% Game: 76.2% 5

Officials: Karl Hess, John Gaffney, Jeffrey Anderson  
 Technical fouls: Temple-None. Saint Joseph's-None.  
 Attendance: 4,200

Score by Periods	1st	2nd	Total
Temple	22	34	56
Saint Joseph's	34	24	58

## Game 8: December 6, 2014 - The Pavilion - Villanova, Pa.

## #10/9 Villanova 74 - SJU 46

Villanova scored the first eight points of the game and never looked back as the 10th-ranked Wildcats handed Saint Joseph's a 74-46 defeat in a Big 5 game at The Pavilion. **DeAndre' Bembry** was the lone Hawk in double figures with 13 points as SJU evened its record to 4-4 and 1-1 in the Big 5. Sophomore walk-on **Brendan Casper** hit new career-highs with nine points and nine rebounds in a personal best 20 minutes played. Villanova jumped out to a 17-2 lead in the first six minutes as the Hawks made just 1-of-5 from the field and committed three of their season-high 21 turnovers. The Wildcats took a 31-11 lead at the 8:24 mark, but the Hawks started scoring, and went on a 9-1 run, with four points from Bembry and a basket by Casper. Casper picked up a steal and Bembry scored on a short jumper to cut the Hawks' deficit to 32-20 at 5:19. Villanova, however, closed out the half on a 12-4 run to take a 44-24 lead at halftime. Villanova made eight three-pointers in the first half, while the Hawks managed just 1-for-6 from behind the arc. Villanova shot 42.3 percent from the field in the second half, and Saint Joseph's hit just 9-of-34 from the field. The Wildcats took their biggest lead, 59-28, with 9:31 to play.

Saint Joseph's (4-4, 1-1 Big 5)

##	Player	fg	fga	3-pt	fg	fga	ft	fta	of	de	tot	pf	tp	a	to	blk	s	min
15	MILES, Isaiah	f	0	2	0	1	0	0	0	2	2	5	0	0	2	0	0	9
34	BAUMANN, Javon	f	0	1	0	0	1	2	0	0	0	4	1	0	0	1	0	9
43	BEMBRY, DeAndre'	f	5	15	0	2	3	5	0	3	3	0	13	1	2	0	4	34
24	WILSON, Chris	g	3	6	1	3	2	3	2	2	4	0	9	3	1	0	0	30
25	DEMERY, James	g	1	9	0	1	1	4	1	2	3	1	3	0	3	1	0	21
00	MASCHMEYER, E	g	2	0	0	0	0	1	0	1	0	4	0	2	0	0	5	
01	NEWKIRK, Shavar	g	0	8	0	2	0	0	1	3	4	2	0	3	3	0	0	26
02	BROWN, Aaron	g	3	5	0	0	1	2	1	6	7	3	7	1	3	0	0	24
03	BOOTH, Mike	g	0	0	0	0	0	2	1	0	1	0	0	0	0	0	0	2
05	ROMEO, Obi	g	0	0	0	0	0	1	0	1	1	0	0	0	0	1	0	7
20	CASPER, Brendan	g	4	9	0	1	1	2	3	6	9	2	9	1	5	1	2	20
21	THOMPSON, Kyle	g	0	1	0	0	0	0	0	0	0	0	0	0	0	0	0	2
40	WILLIAMS, Jai	g	0	1	0	0	0	0	0	1	1	2	0	0	0	0	0	11
TEAM									3	3	6							
Totals.....			18	59	1	10	9	21	13	29	42	19	46	9	21	4	6	200

TOTAL FG% 1st Half: 9-25 36.0% 2nd Half: 9-34 26.5% Game: 30.5% DEADBALL  
 3-Pt. FG% 1st Half: 1-6 16.7% 2nd Half: 0-4 0.0% Game: 10.0% REBOUNDS  
 F Throw % 1st Half: 5-9 55.6% 2nd Half: 4-12 33.3% Game: 42.9% 9

Villanova (8-0, 2-0 Big 5)

		tot-fg		3-pt		rebounds													
##	Player	f	g	fg	fga	fg	fga	ft	fta	of	de	tot	pf	tp	a	to	blk	s	min
22	PINKSTON, J	f	1	8	0	1	5	7	2	2	4	2	7	0	2	1	0	29	
23	OCHEFU, Daniel	f	3	3	0	0	0	3	1	4	5	4	6	0	3	0	2	14	
04	HILLIARD, Darrun	g	5	11	1	5	0	0	0	4	4	0	11	4	0	2	2	26	
15	ARCIDIACONO, R	g	1	5	0	1	0	0	0	3	3	2	2	4	0	0	3	21	
31	ENNIS, Dylan	g	2	7	2	4	2	4	1	3	4	2	8	4	2	0	1	23	
00	LOWE, Henry	g	0	1	0	1	0	0	0	0	0	0	0	0	0	0	0	3	
02	JENKINS, Kris	g	3	6	2	5	0	0	1	1	2	0	8	0	3	1	4	21	
03	HART, Josh	g	3	5	2	2	4	6	2	6	8	2	12	0	2	0	1	24	
05	BOOTH, Phil	g	4	7	1	3	2	2	0	3	3	3	11	2	1	0	0	17	
14	REYNOLDS, Darryl	g	3	4	0	0	0	2	1	3	4	3	6	1	2	2	0	17	
20	FARRELL, Patrick	g	1	1	1	1	0	0	0	1	1	0	3	0	0	0	0	3	
52	RAFFERTY, Kevin	g	0	0	0	0	0	0	0	0	0	0	0	0	0	0	0	2	
TEAM										1	2	3							
Totals.....			26	58	9	23	13	24	9	32	41	18	74	15	15	6	13	200	

TOTAL FG% 1st Half: 15-32 46.9% 2nd Half: 11-26 42.3% Game: 44.8% DEADBALL  
 3-Pt. FG% 1st Half: 8-15 53.3% 2nd Half: 1-8 12.5% Game: 39.1% REBOUNDS  
 F Throw % 1st Half: 6-9 66.7% 2nd Half: 7-15 46.7% Game: 54.2% 4

Officials: Mike Roberts, Brian O'Connell, Earl Walton  
 Technical fouls: Saint Joseph's-None. Villanova-None.  
 Attendance: 6,500

Score by Periods	1st	2nd	Total
Saint Joseph's	24	22	46
Villanova	44	30	74

## Game 8: December 9, 2014 - Hagan Arena

## SJU 68 - Loyola Maryland 42

**DeAndre' Bembry** scored a game-high 21 points on 8-for-11 shooting to lead Saint Joseph's to a 68-42 win over Loyola Maryland at Hagan Arena. Bembry also grabbed a team-high seven rebounds and had two blocks for Saint Joseph's while **Chris Wilson** scored 13 points and handed out four assists. The Hawks struggled offensively and trailed for most of the first half, but outscored Loyola, 17-6, in the final six minutes to take a 28-24 lead at halftime. They took their first lead, 21-20, on a layup by Bembry with 1:48 to go. The sophomore scored nine points in a three-minute span, closing it out with a three-pointer as time expired. SJU stayed on track after halftime and opened the half with a 16-2 run to take a 44-26 lead with 14:44 remaining. Saint Joseph's took its biggest lead of the game, 57-31, with 8:42 to go and maintained a 20-plus point margin the rest of the way. The Hawks converted a season-best 53.8 percent from the field in the second half, after going just 9-for-23 from the field in the first half. It was Saint Joseph's largest winning margin of the year, as six of the Hawks' games have been decided by 10 points or less. Loyola owned a 16-7 lead in the early going as the Hawks missed nine of their first 10 shots.

Loyola (3-6)

##	Player	fg	fga	3-pt	fg	fga	ft	fta	of	de	tot	pf	tp	a	to	blk	s	min
13	RASSMAN, Franz	f	0	6	0	2	2	2	2	2	4	2	2	1	1	1	0	23
22	GREGORY, Cam	f	7	9	0	0	0	2	4	4	8	3	14	0	1	0	1	30
02	WALKER, Andre	g	4	10	2	4	2	3	0	2	2	4	12	0	1	0	0	23
05	LASTER, Eric	g	1	9	0	2	0	0	1	3	4	2	2	0	2	0	2	24
23	HUBBARD, Tyler	g	0	7	0	4	0	0	0	1	1	1	0	1	1	0	0	19
01	GORSKI, Nick	g	1	2	0	1	1	1	0	1	1	1	3	0	1	1	0	18
04	MANCINI, Stefano	g	0	1	0	1	0	0	0	0	0	1	0	0	0	0	0	2
10	BRITO, Denzel	g	1	2	0	1	0	0	0	2	2	0	2	0	2	0	0	18
11	TUOHY, Sean Jr.	g	0	1	0	1	0	0	0	0	0	0	0	0	0	0	0	5
15	BISHOP, Colton	g	0	1	0	0	2	2	0	1	1	4	2	0	0	0	0	18
20	STAUBI, Matt	g	0	0	0	0	0	0	0	0	0	0	0	0	0	0	0	1
35	BARNARD, C	g	1	5	0	0	3	6	1	3	4	2	5	0	0	0	1	17
42	FORNEY, Josh	g	0	0	0	0	0	2	0	1	1	0	0	0	0	0	0	2
	TEAM								3	1	4							
	Totals.....		15	53	2	16	10	18	11	21	32	20	42	2	9	2	4	200

TOTAL FG% 1st Half: 10-31 32.3% 2nd Half: 5-22 22.7% Game: 28.3% DEADBALL  
 3-Pt. FG%


## GAME RECAPS

24 WILSON, Chris	g	4	10	1	4	4	4	1	3	4	1	13	4	1	0	1	30
25 DEMERY, James	g	3	7	0	0	1	3	3	3	6	2	7	1	0	0	1	22
00 MASCHMEYER, E		0	0	0	0	0	0	0	0	0	0	0	0	0	0	0	6
01 NEWKIRK, Shavar		1	3	0	2	3	4	0	1	1	2	5	2	1	0	3	26
02 BROWN, Aaron		0	3	0	0	1	2	0	4	4	5	1	0	0	0	0	14
03 BOOTH, Mike		0	0	0	0	0	0	0	0	0	0	0	0	0	0	0	2
05 ROMEO, Obi		0	0	0	0	2	2	0	1	1	1	2	0	0	2	0	4
20 CASPER, Brendan		2	4	1	2	1	2	0	6	6	1	6	1	0	0	0	9
21 THOMPSON, Kyle		1	1	0	0	0	0	0	0	0	0	2	1	0	0	0	2
40 WILLIAMS, Jai		0	0	0	0	0	0	0	2	2	0	0	0	0	0	1	5
TEAM									1	1							
Totals.....		23	49	5	13	17	25	7	31	38	17	68	11	8	5	7	200

TOTAL FG% 1st Half: 9-23 39.1%      2nd Half: 14-26 53.8%      Game: 46.9%      DEADBALL  
 3-Pt. FG% 1st Half: 2-5 40.0%      2nd Half: 3-8 37.5%      Game: 38.5%      REBOUNDS  
 F Throw % 1st Half: 8-10 80.0%      2nd Half: 9-15 60.0%      Game: 68.0%      7

Officials: Bryan Kersey, Jerry Heater, Evon Burroughs  
 Technical fouls: Loyola-None. Saint Joseph's-None.  
 Attendance: 3,743

Score by Periods	1st	2nd	Total
Loyola	24	18	42
Saint Joseph's	28	40	68



## EVAN MASCHMEYER

Senior • Guard • 6-3 • 200

Jeffersonville, Ind.

Jeffersonville

Overall Stats: 1.0 ppg, 0.7 rpg, 0.4 apg



### 2014-15:

- Scored season-high four points (2-of-2 FG) at #10 Villanova
- Dished out assist in win over LIU Brooklyn
- Matched career-high minutes with 15 at Gonzaga
- Saw action in win at Drexel
- Had three pts, two rebs, and two assists in 12 minutes vs. FDU

### High School/Personal:

- Three-time All-Conference and All-Area selection
- Finance major

### 2014-15 Game-by-Game

OPPONENT	MIN	FG-A	3PT-A	FT-A	OR	DR	TR	F	A	TO	BL	S	PT
Fairleigh Dickinson	12	1-3	1-3	0-0	0	2	2	0	2	2	0	0	3
Drexel	1	0-0	0-0	0-0	0	0	0	0	0	0	0	0	0
#13 Gonzaga	15	0-3	0-2	0-0	0	2	2	0	0	1	0	0	0
Vermont													
LIU Brooklyn	1	0-0	0-0	0-0	0	0	0	0	1	0	0	0	0
Western Kentucky	3	0-0	0-0	0-0	0	0	0	0	0	0	0	0	0
Temple													
#10 Villanova	5	2-2	0-0	0-0	1	0	1	0	0	2	0	0	4
Loyola-Md.	6	0-0	0-0	0-0	0	0	0	0	0	0	0	0	0
Marist													
Denver													
George Washington													
Duquesne													
VCU													
Fordham													
St. Bonaventure													
Massachusetts													
Penn													
La Salle													
Davidson													
Saint Louis													
George Mason													
Rhode Island													
Fordham													
Dayton													
St. Bonaventure													
Massachusetts													
Richmond													
La Salle													
Rhode Island													

\* Denotes game started




## CHRIS WILSON

Senior • Guard • 6-3 • 208

Fayetteville, N.C.

Terry Sanford

Overall Stats: 7.3 ppg, 3.4 rpg, 2.7 apg



### 2014-15:

- Matched season-high 13 pts (4-of-10 FG) against Loyola Md.
- Averaged 8 pts in back-to-back city games vs. Temple and #10 Villanova
- Hit season-high 13 pts (5-of-12 FG) and seven rebs vs. LIU Brooklyn
- Dished out season-high five assists vs. Vermont
- Notched seven points (3-of-7 FG) at Gonzaga
- Had 12 pts (5-of-13 FG), six rebs, two assists, and two steals vs. FDU
- Team co-captain

### High School/Personal:

- Two-time Associated Press All-State Selection
- 2011 Player of the Year for District 4, the Cape Fear Region and the Mid-South Conference
- Communications major

### 2014-15 Game-by-Game

OPPONENT	MIN	FG-A	3PT-A	FT-A	OR	DR	TR	F	A	TO	BL	S	PT
Fairleigh Dickinson*	39	5-13	2-7	0-0	0	6	6	1	2	3	0	2	12
Drexel*	29	0-2	0-2	0-1	1	2	3	2	1	1	0	0	0
#13 Gonzaga*	29	3-7	1-3	0-1	1	0	1	3	0	2	0	2	7
Vermont*	28	2-7	1-3	0-0	1	0	1	3	5	1	0	0	5
LIU Brooklyn*	42	5-12	3-9	0-2	2	5	7	1	4	1	0	1	13
Western Kentucky*	18	0-2	0-1	0-0	0	2	2	1	2	3	0	1	0
Temple*	39	2-9	1-5	2-2	0	3	3	0	3	2	0	2	7
#10 Villanova*	30	3-6	1-3	2-3	2	2	4	0	3	1	0	0	9
Loyola-Md.*	30	4-10	1-4	4-4	1	3	4	1	4	1	0	1	13
Marist													
Denver													
George Washington													
Duquesne													
VCU													
Fordham													
St. Bonaventure													
Massachusetts													
Penn													
La Salle													
Davidson													
Saint Louis													
George Mason													
Rhode Island													
Fordham													
Dayton													
St. Bonaventure													
Massachusetts													
Richmond													
La Salle													
Rhode Island													

\* Denotes game started






## AARON BROWN

Junior • Guard • 6-5 • 225  
Darby, Pa.  
Penn Wood

Overall Stats: 9.1 ppg, 3.4 rpg, 0.7 apg



### 2014-15:

- Recorded seven points against both Temple and #10 Villanova
- Notched fourth straight double-figure game with 15 pts (4-of-9 FG) and added season-high seven rebs and three assists vs. LIU Brooklyn
- Hit 13 pts (4-of-11 FG) and added five rebounds vs. Vermont
- Netted team-high 14 pts (5-of-8 FG) at Gonzaga
- Hit 11 points (5-of-10 FG) at Drexel
- Registered nine points (3-of-6 FG) in SJU debut vs. FDU
- Transferred to SJU from West Virginia and sat out 2013-14
- Has two years of eligibility beginning this season


### High School/Personal:

- 2009-10 *Delaware County Daily Times* Player of the Year
- Averaged 20.5 points and 7.2 rebounds per game as a senior
- Two-time Associated Press All-State selection
- Team won the 2010 PIAA 4A state title and earned a berth in the state semifinals in 2011
- Sports marketing major

### 2014-15 Game-by-Game

OPPONENT	MIN	FG-A	3PT-A	FT-A	OR	DR	TR	F	A	TO	BL	S	PT
Fairleigh Dickinson	29	3-6	0-1	3-4	2	0	2	0	0	2	1	0	9
Drexel	28	5-10	0-0	1-1	1	3	4	2	0	1	0	0	11
#13 Gonzaga	17	5-8	1-2	3-4	0	1	1	3	0	0	0	1	14
Vermont	22	4-11	0-0	5-6	1	4	5	1	0	0	0	0	13
LIU Brooklyn	33	4-9	0-1	7-9	4	3	7	2	3	2	1	1	15
Western Kentucky	15	2-5	1-1	0-0	0	0	0	4	2	0	0	1	5
Temple	25	2-7	0-0	3-4	0	1	1	2	0	1	0	0	7
#10 Villanova	24	3-5	0-0	1-2	1	6	7	3	1	3	0	0	7
Loyola-Md.	14	0-3	0-0	1-2	0	4	4	5	0	0	0	0	1
Marist													
Denver													
George Washington													
Duquesne													
VCU													
Fordham													
St. Bonaventure													
Massachusetts													
Penn													
La Salle													
Davidson													
Saint Louis													
George Mason													
Rhode Island													
Fordham													
Dayton													
St. Bonaventure													
Massachusetts													
Richmond													
La Salle													
Rhode Island													

\* Denotes game started



## ISAIAH MILES

Junior • Forward • 6-7 • 225  
Owings Mills, Md.  
Milford Mill Academy

Overall Stats: 8.9 ppg, 5.9 rpg, 0.9 apg



### 2014-15:

- Hit nine points (3-of-7 FG) against Loyola Md.
- Tallied career-high 20 pts (7-of-14 FG) and added 9 rebs vs. Temple
- Notched nine pts (3-of-11 FG) and eight rebs vs. Western Kentucky
- Hit eight points (4-of-11 FG) in win over LIU Brooklyn
- Recorded 15 points (career-high 6-of-11 FG) and added career-high three steals vs. Vermont
- Matched career-highs in blocks (2) and steals (1) at Gonzaga
- Registered five points and eight rebounds at Drexel
- Posted first career double-double (12 pts, 14 rebs) in first collegiate start vs. FDU

### High School/Personal:

- All-County honoree and two-time All-Metro First Team selection
- Led Glenelg Country School to MIAA-B Championship
- Business major

### 2014-15 Game-by-Game

OPPONENT	MIN	FG-A	3PT-A	FT-A	OR	DR	TR	F	A	TO	BL	S	PT
Fairleigh Dickinson*	33	5-14	1-4	1-1	8	6	14	3	3	2	1	0	12
Drexel*	34	1-9	0-4	3-4	3	5	8	3	0	1	0	2	5
#13 Gonzaga*	24	0-5	0-3	2-2	0	2	2	3	0	0	2	1	2
Vermont*	34	6-11	3-7	0-0	2	1	3	3	0	2	1	3	15
LIU Brooklyn*	27	4-11	0-2	0-1	0	3	3	4	0	2	2	0	8
Western Kentucky*	28	3-11	2-7	1-3	4	4	8	5	1	3	1	0	9
Temple*	33	7-14	1-4	5-7	5	4	9	3	4	3	1	0	20
#10 Villanova*	9	0-2	0-1	0-0	0	2	2	5	0	2	0	0	0
Loyola-Md.*	27	3-7	1-3	2-3	1	3	4	1	0	1	0	0	9
Marist													
Denver													
George Washington													
Duquesne													
VCU													
Fordham													
St. Bonaventure													
Massachusetts													
Penn													
La Salle													
Davidson													
Saint Louis													
George Mason													
Rhode Island													
Fordham													
Dayton													
St. Bonaventure													
Massachusetts													
Richmond													
La Salle													
Rhode Island													

\* Denotes game started



## JAVON BAUMANN

R-Sophomore • Forward • 6-8 • 260  
Oberbiel Solms, Germany  
Theodor-Heus School

Overall Stats: 4.4 ppg, 3.4 rpg, 0.8 bpg



### 2014-15:

- Notched career-high 11 pts (5-of-6 FG) in career-high 32 minutes vs. Western Kentucky
- Had six points (3-of-5 FG) and five rebs vs. LIU Brooklyn
- Hit six pts (2-of-3 FG) and added six rebs vs. Vermont
- Grabbed two rebounds at Gonzaga
- Notched four points (2-of-4 FG) at Drexel
- Career-high eight rebs and three blocks in first collegiate start vs. FDU

### High School/Personal:

- Played for the Licher Baeren team in Germany's Pro-B League
- Food marketing major

### 2014-15 Game-by-Game

OPPONENT	MIN	FG-A	3PT-A	FT-A	OR	DR	TR	F	A	TO	BL	S	PT
Fairleigh Dickinson*	19	2-4	0-0	1-4	7	1	8	1	1	0	3	0	5
Drexel*	16	2-3	0-0	0-0	2	0	2	4	0	2	0	2	4
#13 Gonzaga*	19	0-3	0-0	1-2	2	0	2	2	0	1	0	0	1
Vermont*	25	2-3	0-0	2-4	2	4	6	4	2	3	1	4	6
LIU Brooklyn*	28	3-5	0-0	0-2	2	3	5	3	0	0	0	0	6
Western Kentucky*	32	5-6	0-0	1-2	2	2	4	3	1	1	1	0	11
Temple*	22	2-3	0-0	0-0	2	0	2	5	0	1	0	0	4
#10 Villanova*	9	0-1	0-0	1-2	0	0	0	4	0	0	1	0	1
Loyola-Md.*	21	1-3	0-0	0-0	1	1	2	3	1	2	1	0	2
Marist													
Denver													
George Washington													
Duquesne													
VCU													
Fordham													
St. Bonaventure													
Massachusetts													
Penn													
La Salle													
Davidson													
Saint Louis													
George Mason													
Rhode Island													
Fordham													
Dayton													
St. Bonaventure													
Massachusetts													
Richmond													
La Salle													
Rhode Island													

\* Denotes game started



## DEANDRE' BEMBRY

Sophomore • Forward • 6-6 • 210  
Charlotte, N.C.  
The Patrick School (N.J.)

Atlantic 10  
Preseason All-Conference First Team

2013-14 Atlantic 10 Co-Rookie of the Year  
2013-14 Atlantic 10 All-Rookie Team  
2013-14 Big 5 Rookie of the Year



Overall Stats: 14.8 ppg, 6.4 rpg, 2.6 apg

### 2014-15:

- Has team-leading three 20-plus point games on the season
- Hit sixth straight double-figure game with 21 pts (8-of-11 FG) vs. Loyola Md.
- Netted 13 pts (5-of-15 FG) and added four steals at #10 Villanova
- Notched 11 pts (3-of-15 FG) and seven rebounds against Temple
- Hit career-high 23 pts (10-of-20 FG) and four steals vs. Western Kentucky
- Tallied first career double-double (17 pts, 11 rebs) vs. LIU Brooklyn
- Recorded 22 pts (6-of-14 FG) and 9 rebs vs. Vermont
- Registered five points and five rebounds at Gonzaga
- Had team-best 13 pts, 8 rebs, 3 assists, 3 steals, and 2 blocks at Drexel
- Notched eight pts, five rebs, four assists, and two steals vs. FDU
- Elected as team co-captain, becoming the second sophomore in school history to serve as captain, and the first since with 1936-37
- Named to the Preseason Atlantic 10 All-Conference First Team


### High School/Personal:

- 2013 Union County Player of the Year and All-State First Team
- McDonalds All-American nominee
- Averaged 21.8 points and 9.0 rebounds per game as a senior
- Sports marketing major

### 2014-15 Game-by-Game

OPPONENT	MIN	FG-A	3PT-A	FT-A	OR	DR	TR	F	A	TO	BL	S	PT
Fairleigh Dickinson*	37	3-10	1-3	1-2	1	4	5	3	4	2	0	2	8
Drexel*	39	5-13	1-5	2-3	2	6	8	2	3	3	2	3	13
#13 Gonzaga*	31	2-13	0-3	1-4	2	3	5	1	2	2	0	0	5
Vermont*	39	6-14	2-5	8-10	1	8	9	3	4	6	0	3	22
LIU Brooklyn*	44	7-17	2-8	1-3	2	9	11	3	5	4	1	0	17
Western Kentucky*	40	10-20	1-4	2-5	1	2	3	1	1	0	0	4	23
Temple*	40	3-15	0-6	5-6	2	5	7	2	2	1	2	2	11
#10 Villanova*	34	5-15	0-2	3-5	0	3	3	0	1	2	0	4	13
Loyola-Md.*	32	8-11	2-2	3-5	1	6	7	1	1	3	2	1	21
Marist													
Denver													
George Washington													
Duquesne													
VCU													
Fordham													
St. Bonaventure													
Massachusetts													
Penn													
La Salle													
Davidson													
Saint Louis													
George Mason													
Rhode Island													
Fordham													
Dayton													
St. Bonaventure													
Massachusetts													
Richmond													
La Salle													
Rhode Island													

\* Denotes game started



## BRENDAN CASPER

Sophomore • Forward • 6-6 • 215  
Audubon, Pa.  
Methacton

Overall Stats: 4.0 ppg, 3.4 rpg, 0.4 apg



### 2014-15:

- Had six pts (2-of-4 FG) and six rebs in nine minutes vs. Loyola Md.
- Hit career-high nine pts (4-of-9 FG) and nine rebs in career-high 20 minutes played at #10 Villanova
- Saw three minutes of action vs. Western Kentucky
- Had two pts and one rebound in three minutes vs. LIU Brooklyn
- Tallied career-high three points and added first collegiate block in career-high seven minutes at Gonzaga


### High School/Personal:

- Made the Hawks' squad as a walk-on
- 2013 Pottstown Area Player of the Year
- Averaged 20.0 points and 10.0 rebounds per game as a senior
- Father, Rob, played basketball under Phil Martelli at Kenrick High School
- Business administration major

### 2014-15 Game-by-Game

OPPONENT	MIN	FG-A	3PT-A	FT-A	OR	DR	TR	F	A	TO	BL	S	PT
Fairleigh Dickinson													
Drexel													
#13 Gonzaga	7	1-3	0-1	1-2	0	1	1	1	0	0	1	1	3
Vermont													
LIU Brooklyn	3	1-1	0-0	0-0	1	0	1	0	0	0	0	0	2
Western Kentucky	3	0-1	0-1	0-0	0	0	0	0	0	0	0	0	0
Temple													
#10 Villanova	20	4-9	0-1	1-2	3	6	9	2	1	5	1	2	9
Loyola-Md.	9	2-4	1-2	1-2	0	6	6	1	1	0	0	0	6
Marist													
Denver													
George Washington													
Duquesne													
VCU													
Fordham													
St. Bonaventure													
Massachusetts													
Penn													
La Salle													
Davidson													
Saint Louis													
George Mason													
Rhode Island													
Fordham													
Dayton													
St. Bonaventure													
Massachusetts													
Richmond													
La Salle													
Rhode Island													

\* Denotes game started



## JAMES DEMERY

Freshman • Forward • 6-6 • 186  
Williamston, N.C.  
Northside Christian Academy

Overall Stats: 6.8 ppg, 3.7 rpg, 0.6 bpg



### 2014-15:

- Hit seven pts (3-of-7 FG) and matched season-high six rebs vs. Loyola Md.
- Scored seven points (3-of-6 FG) against Temple
- Had six pts (2-of-4 FG) in season-high 34 minutes vs. Western Kentucky
- Hit game-tying 3PT FG with three seconds remaining in regulation en route to 11 pts (4-of-7 FG) in eventual win over LIU Brooklyn
- Pulled down season-high six rebounds vs. Vermont
- Recorded eight points (3-of-8 FG) and two steals at Gonzaga
- Hit 12 pts (4-of-9 FG) and added four rebs and two steals at Drexel
- Made first collegiate start in collegiate debut vs. FDU


### High School/Personal:

- Averaged 18.0 points and 5.0 rebounds per game
- All-Conference and All-County selection
- Helped team to third straight NCISAA 2A title
- Averaged 16.8 points as a junior
- Business major

### 2014-15 Game-by-Game

OPPONENT	MIN	FG-A	3PT-A	FT-A	OR	DR	TR	F	A	TO	BL	S	PT
Fairleigh Dickinson*	10	1-1	0-0	1-2	0	1	1	2	0	3	0	0	3
Drexel*	26	4-9	0-0	4-7	3	1	4	1	0	3	1	2	12
#13 Gonzaga*	19	3-8	0-1	2-2	2	0	2	2	0	2	0	2	8
Vermont*	25	0-3	0-0	4-6	4	2	6	0	0	1	1	0	4
LIU Brooklyn*	30	4-7	1-2	2-2	4	1	5	0	1	1	1	0	11
Western Kentucky*	34	2-4	1-2	1-3	1	3	4	0	2	3	1	0	6
Temple*	27	3-6	0-0	1-2	2	0	2	2	0	1	0	0	7
#10 Villanova*	21	1-9	0-1	1-4	1	2	3	1	0	3	1	0	3
Loyola-Md.*	22	3-7	0-0	1-3	3	3	6	2	1	0	0	1	7
Marist													
Denver													
George Washington													
Duquesne													
VCU													
Fordham													
St. Bonaventure													
Massachusetts													
Penn													
La Salle													
Davidson													
Saint Louis													
George Mason													
Rhode Island													
Fordham													
Dayton													
St. Bonaventure													
Massachusetts													
Richmond													
La Salle													
Rhode Island													

\* Denotes game started



## SHAVAR NEWKIRK

Freshman • Guard • 6-0 • 170  
Bronx, N.Y.  
Cardinal Hayes

Overall Stats: 3.2 ppg, 2.7 rpg, 2.6 apg



### 2014-15:

- Registered five points and three steals vs. Loyola Md.
- Tallied two points and three assists vs. LIU Brooklyn
- Notched three pts and three rebs in season-high 27 minutes vs. Vermont
- Had two points and two blocks at Gonzaga
- Recorded seven pts (5-of-6 FT) and three defensive rebs at Drexel
- Had five pts, five rebs, and four assists in collegiate debut vs. FDU


### High School/Personal:

- Two-time *N.Y. Daily News* Bronx Player of the Year
- Two-time All-City and All-CHSAA First Team honoree
- Played for USA Select Team in the U-18 international tournament in Germany in May 2014
- Averaged 17.0 points, 7.0 assists and 4.0 rebounds as a senior
- Led squad to back-to-back appearances in CHSAA intersectional semifinals and to team's first Archdiocesan title in over 40 years
- Played his freshman year at Rice High School
- Accounting major

### 2014-15 Game-by-Game

OPPONENT	MIN	FG-A	3PT-A	FT-A	OR	DR	TR	F	A	TO	BL	S	PT
Fairleigh Dickinson	21	2-4	0-2	1-1	0	5	5	4	4	2	0	0	5
Drexel	25	1-5	0-0	5-6	0	3	3	1	2	2	1	1	7
#13 Gonzaga	22	1-7	0-3	0-0	0	1	1	0	1	1	2	0	2
Vermont	27	1-5	0-0	1-3	0	3	3	1	3	2	0	3	3
LIU Brooklyn	17	0-3	0-1	2-2	0	0	0	2	3	0	1	1	2
Western Kentucky	25	1-4	0-0	1-2	0	2	2	1	3	5	0	0	3
Temple	14	1-2	0-0	0-0	0	5	5	1	2	0	0	1	2
#10 Villanova	26	0-8	0-2	0-0	1	3	4	2	3	3	0	0	0
Loyola-Md.	26	1-3	0-2	3-4	0	1	1	2	2	1	0	3	5
Marist													
Denver													
George Washington													
Duquesne													
VCU													
Fordham													
St. Bonaventure													
Massachusetts													
Penn													
La Salle													
Davidson													
Saint Louis													
George Mason													
Rhode Island													
Fordham													
Dayton													
St. Bonaventure													
Massachusetts													
Richmond													
La Salle													
Rhode Island													

\* Denotes game started



## OBI ROMEO

Freshman • Forward • 6-10 • 230  
White Sulphur Springs, W. Va.  
Greenbrier East

Overall Stats: 1.0 ppg, 2.0 rpg, 1.3 bpg



### 2014-15:

- Had two points (2-of-2 FT), two blocks, and one steal in just four minutes in home debut vs. Loyola Md.
- Recorded one block and one steal in seven minutes at #10 Villanova
- Tallied two pts (1-of 1 FG) and three rebounds in just two minutes against Western Kentucky
- Had three rebounds, two blocks, an assist, and a steal in 13 minutes off the bench in collegiate debut at Gonzaga

### High School/Personal:

- Averaged 13.0 points and 14.0 rebounds per game
- Also averaged 4.5 blocks and shot 60 percent from the field
- Registered 12 blocks in one game
- Came to the United States in 2011 from Anambra State, Nigeria
- Sports marketing major

### 2014-15 Game-by-Game

OPPONENT	MIN	FG-A	3PT-A	FT-A	OR	DR	TR	F	A	TO	BL	S	PT
Fairleigh Dickinson													
Drexel													
#13 Gonzaga	13	0-0	0-0	0-0	1	2	3	0	1	0	2	1	0
Vermont													
LIU Brooklyn													
Western Kentucky	2	1-1	0-0	0-0	2	1	3	0	0	0	0	0	2
Temple													
#10 Villanova	7	0-0	0-0	0-1	0	1	1	0	0	0	1	0	0
Loyola-Md.	4	0-0	0-0	2-2	0	1	1	1	0	0	2	0	2
Marist													
Denver													
George Washington													
Duquesne													
VCU													
Fordham													
St. Bonaventure													
Massachusetts													
Penn													
La Salle													
Davidson													
Saint Louis													
George Mason													
Rhode Island													
Fordham													
Dayton													
St. Bonaventure													
Massachusetts													
Richmond													
La Salle													
Rhode Island													


\* Denotes game started





## JAI WILLIAMS

R-Freshman • Forward • 6-9 • 262  
Philadelphia, Pa.  
Philadelphia Electrical & Technical  
Charter



Overall Stats: 0.0 ppg, 1.0 rpg, 0.3 spg

### 2014-15:

- Tallied two rebs and first career steal in home debut vs. Loyola Md.
- Recorded first career rebound at #10 Villanova
- Played two minutes in collegiate debut at Drexel
- Redshirted last season to further his development


### High School/Personal:

- 2013 McDonalds All-American nominee
- Two-time All-Public League selection
- Averaged 10.2 points as a senior
- Studio arts major

### 2014-15 Game-by-Game

OPPONENT	MIN	FG-A	3PT-A	FT-A	OR	DR	TR	F	A	TO	BL	S	PT
Fairleigh Dickinson					Did Not Play								
Drexel	2	0-0	0-0	0-0	0	0	0	1	0	0	0	0	0
#13 Gonzaga					Did Not Play								
Vermont					Did Not Play								
LIU Brooklyn					Did Not Play								
Western Kentucky					Did Not Play								
Temple					Did Not Play								
#10 Villanova	11	0-1	0-0	0-0	0	1	1	2	0	0	0	0	0
Loyola-Md.	5	0-0	0-0	0-0	0	2	2	0	0	0	0	1	0
Marist													
Denver													
George Washington													
Duquesne													
VCU													
Fordham													
St. Bonaventure													
Massachusetts													
Penn													
La Salle													
Davidson													
Saint Louis													
George Mason													
Rhode Island													
Fordham													
Dayton													
St. Bonaventure													
Massachusetts													
Richmond													
La Salle													
Rhode Island													

\* Denotes game started



## MIKE BOOTH

Freshman • Guard • 6-3 • 193  
Thornton, Pa.  
Bishop Shanahan



Overall Stats: 0.0 ppg, 0.3 rpg, 0.0 apg

### 2014-15:

- Saw two minutes in home debut vs. Loyola Md.
- Recorded first career rebound at #10 Villanova
- Played two minutes off the bench in collegiate debut at Gonzaga
- Joins the team as a walk-on


### High School/Personal:

- Averaged 18.0 points per game as a senior
- 2014 All-Ches-Mont League First Team and All-Area Second Team
- Holds school record for three-point field goals in a season with 55
- Grandson of SJU Hall of Famer Harry Booth, who was the Hawks' head coach from 1974 to 1978
- Food marketing major

### 2014-15 Game-by-Game

OPPONENT	MIN	FG-A	3PT-A	FT-A	OR	DR	TR	F	A	TO	BL	S	PT
Fairleigh Dickinson					Did Not Play								
Drexel					Did Not Play								
#13 Gonzaga	2	0-1	0-0	0-0	0	0	0	0	0	0	0	0	0
Vermont					Did Not Play								
LIU Brooklyn					Did Not Play								
Western Kentucky					Did Not Play								
Temple					Did Not Play								
#10 Villanova	2	0-0	0-0	0-2	1	0	1	0	0	0	0	0	0
Loyola-Md.	2	0-0	0-0	0-0	0	0	0	0	0	0	0	0	0
Marist													
Denver													
George Washington													
Duquesne													
VCU													
Fordham													
St. Bonaventure													
Massachusetts													
Penn													
La Salle													
Davidson													
Saint Louis													
George Mason													
Rhode Island													
Fordham													
Dayton													
St. Bonaventure													
Massachusetts													
Richmond													
La Salle													
Rhode Island													

\* Denotes game started



## KYLE THOMPSON

Freshman • Guard • 6-2 • 191  
Mt. Laurel, N.J.  
St. Joseph's Prep

Overall Stats: 0.7 ppg, 0.3 rpg, 0.3 apg



### 2014-15:

- Registered first career basket and assist in home debut vs. Loyola Md.
- Played two minutes at #10 Villanova
- Recorded first career rebound in collegiate debut at Gonzaga
- Joins the team as a walk-on

### High School/Personal:

- All-Catholic League selection as a senior
- Averaged 12 ppg and led the team in rebounds, steals and assists
- Helped The Prep to state Final Four and Catholic League final
- Business administration major

## 2014-15 Game-by-Game

OPPONENT	MIN	FG-A	3PT-A	FT-A	OR	DR	TR	F	A	TO	BL	S	PT
Fairleigh Dickinson					Did Not Play								
Drexel					Did Not Play								
#13 Gonzaga	2	0-0	0-0	0-0	0	1	1	0	0	0	0	0	0
Vermont					Did Not Play								
LIU Brooklyn					Did Not Play								
Western Kentucky					Did Not Play								
Temple					Did Not Play								
#10 Villanova	2	0-1	0-0	0-0	0	0	0	0	0	0	0	0	0
Loyola-Md.	2	1-1	0-0	0-0	0	0	0	0	1	0	0	0	2
Marist													
Denver													
George Washington													
Duquesne													
VCU													
Fordham													
St. Bonaventure													
Massachusetts													
Penn													
La Salle													
Davidson													
Saint Louis													
George Mason													
Rhode Island													
Fordham													
Dayton													
St. Bonaventure													
Massachusetts													
Richmond													
La Salle													
Rhode Island													

\* Denotes game started




## PAPA NDAO

Senior • Forward • 6-8 • 220  
Dakar, Senegal  
Montverde Academy (Fla.)

2014-15: Will sit out the season due to medical reasons.

### High School/Personal:

- Member of runner-up team in ESPN-RISE National High School Inv.
- Interdisciplinary health studies major



## SKYLAR SCRIVANO

Junior • Forward • 6-10 • 225  
Doylestown, Pa.  
Central Bucks East

2014-15: Transferred to Saint Joseph's from Rider University and joins the squad as a walk-on... Will sit out this season due to transfer rules.

### High School/Personal:

- Averaged 15 points, 12 rebounds and four block as a senior
- Earned the team's Defensive Player of the Year award twice
- Served as Sociology major



## MARKELL LODGE

Freshman • Forward • 6-7 • 203  
Washington, N.C.  
Pace Academy

2014-15: Will sit out the season to concentrate on academics.

### High School/Personal:

- Averaged 18.0 points, 8.0 rebounds and 3.0 blocks as a senior
- Two-time All-Conference selection and team MVP
- Played at Christian Faith Center Academy during his junior season
- Competed for the 17-Under U.S. Adidas National team
- Sports marketing major



**Saint Joseph's Basketball**  
**Saint Joseph's Combined Team Statistics (as of Dec 09, 2014)**  
**All games**



RECORD:	OVERALL	HOME	AWAY	NEUTRAL
ALL GAMES	5-4	4-1	1-2	0-1
CONFERENCE	0-0	0-0	0-0	0-0
NON-CONFERENCE	5-4	4-1	1-2	0-1

#	Player	gp-gs	min	avg	Total		3-Point		F-Throw		Rebounds				pf	dq	a	to	blk	stl	pts	avg
					fg-fga	fg%	3fg-fga	3fg%	ft-fa	ft%	off	def	tot	avg								
43	BEMBRY, DeAndre'	9-9	336	37.3	49-128	.383	9-38	.237	26-43	.605	12	46	58	6.4	16	0	23	23	7	19	133	14.8
02	BROWN, Aaron	9-0	207	23.0	28-64	.438	2-5	.400	24-32	.750	9	22	31	3.4	22	1	6	9	2	3	82	9.1
15	MILES, Isaiah	9-9	249	27.7	29-84	.345	8-35	.229	14-21	.667	23	30	53	5.9	30	2	8	16	8	6	80	8.9
24	WILSON, Chris	9-9	284	31.6	24-68	.353	10-37	.270	8-13	.615	8	23	31	3.4	12	0	24	15	0	9	66	7.3
25	DEMERY, James	9-9	214	23.8	21-54	.389	2-6	.333	17-31	.548	20	13	33	3.7	10	0	4	17	5	5	61	6.8
34	BAUMANN, Javon	9-9	191	21.2	17-31	.548	0-0	.000	6-16	.375	20	11	31	3.4	29	1	5	10	7	6	40	4.4
20	CASPER, Brendan	5-0	42	8.4	8-18	.444	1-5	.200	3-6	.500	4	13	17	3.4	4	0	2	5	2	3	20	4.0
01	NEWKIRK, Shavar	9-0	203	22.6	8-41	.195	0-10	.000	13-18	.722	1	23	24	2.7	14	0	23	16	4	9	29	3.2
05	ROMEO, Obi	4-0	26	6.5	1-1	1.000	0-0	.000	2-3	.667	3	5	8	2.0	1	0	1	0	5	1	4	1.0
00	MASCHMEYER, Evan	7-0	43	6.1	3-8	.375	1-5	.200	0-0	.000	1	4	5	0.7	0	0	3	5	0	0	7	1.0
21	THOMPSON, Kyle	3-0	6	2.0	1-2	.500	0-0	.000	0-0	.000	0	1	1	0.3	0	0	1	0	0	0	2	0.7
40	WILLIAMS, Jai	3-0	18	6.0	0-1	.000	0-0	.000	0-0	.000	0	3	3	1.0	3	0	0	0	0	1	0	0.0
03	BOOTH, Mike	3-0	6	2.0	0-1	.000	0-0	.000	0-2	.000	1	0	1	0.3	0	0	0	0	0	0	0	0.0
Team											15	20	35									
Total.....		9	1825		189-501	.377	33-141	.234	113-185	.611	117	214	331	36.8	141	4	100	116	40	62	524	58.2
Opponents.....		9	1825		213-508	.419	51-168	.304	88-136	.647	105	228	333	37.0	171	4	110	116	28	57	565	62.8

TEAM STATISTICS	SJU	OPP
SCORING	524	565
Points per game	58.2	62.8
Scoring margin	-4.6	-
FIELD GOALS-ATT	189-501	213-508
Field goal pct	.377	.419
3 POINT FG-ATT	33-141	51-168
3-point FG pct	.234	.304
3-pt FG made per game	3.7	5.7
FREE THROWS-ATT	113-185	88-136
Free throw pct	.611	.647
F-Throws made per game	12.6	9.8
REBOUNDS	331	333
Rebounds per game	36.8	37.0
Rebounding margin	-0.2	-
ASSISTS	100	110
Assists per game	11.1	12.2
TURNOVERS	116	116
Turnovers per game	12.9	12.9
Turnover margin	+0.0	-
Assist/turnover ratio	0.9	0.9
STEALS	62	57
Steals per game	6.9	6.3
BLOCKS	40	28
Blocks per game	4.4	3.1
ATTENDANCE	19237	16275
Home games-Avg/Game	5-3847	3-5003
Neutral site-Avg/Game	-	1-1266

Date	Opponent		Score	Att.
11/14/14	FAIRLEIGH DICKINSON	L	57-58	4200
11/17/14	at Drexel	W	52-49	2509
11/19/14	at Gonzaga	L	42-94	6000
11/22/14	VERMONT	W	68-60	3851
11/25/14	LIU BROOKLYN	Wot	74-70	3243
11/27/14	vs Western Kentucky	L	59-62	1266
12/03/14	TEMPLE	W	58-56	4200
12/06/14	at Villanova	L	46-74	6500
12/09/14	LOYOLA	W	68-42	3743

\* - Conference game

Score by Periods	1st	2nd	OT	Totals
Saint Joseph's	236	281	7	524
Opponents	277	285	3	565



**Saint Joseph's Basketball**  
**Saint Joseph's Team Game-by-Game (as of Dec 09, 2014)**  
**All games**



TEAM STATISTICS

Opponent	Date	Score		Total		3-Pointers		Free throws		Rebounds											
				fg-fga	pct	3fg-fga	pct	ft-fta	pct	off	def	tot	avg	pf	a	t/o	blk	stl	pts	avg	
FAIRLEIGH DICKINSON	11/14/14	57-58	L	22-55	.400	5-20	.250	8-14	.571	18	26	44	44.0	14	16	16	5	4	57	57.0	
at Drexel	11/17/14	52-49	W	18-51	.353	1-11	.091	15-22	.682	13	25	38	41.0	16	6	13	4	10	52	54.5	
at Gonzaga	11/19/14	42-94	L	15-58	.259	2-18	.111	10-17	.588	10	16	26	36.0	15	4	9	7	8	42	50.3	
VERMONT	11/22/14	68-60	W	21-54	.389	6-15	.400	20-29	.690	13	24	37	36.2	15	14	15	3	13	68	54.8	
LIU BROOKLYN	11/25/14	74-70	Wot	28-65	.431	6-23	.261	12-21	.571	16	25	41	37.2	15	17	10	6	3	74	58.6	
vs Western Kentucky	11/27/14	59-62	L	24-54	.444	5-16	.313	6-15	.400	13	18	31	36.2	15	12	15	3	6	59	58.7	
TEMPLE	12/03/14	58-56	W	20-56	.357	2-15	.133	16-21	.762	14	20	34	35.9	15	11	9	3	5	58	58.6	
at Villanova	12/06/14	46-74	L	18-59	.305	1-10	.100	9-21	.429	13	29	42	36.6	19	9	21	4	6	46	57.0	
LOYOLA	12/09/14	68-42	W	23-49	.469	5-13	.385	17-25	.680	7	31	38	36.8	17	11	8	5	7	68	58.2	
Saint Joseph's		524		189-501	.377	33-141	.234	113-185	.611	117	214	331	36.8	141	100	116	40	62	524	58.2	
Opponents		565		213-508	.419	51-168	.304	88-136	.647	105	228	333	37.0	171	110	116	28	57	565	62.8	

Games played: 9  
Points/game: 58.2  
FG Pct: 37.7  
3FG Pct: 23.4  
FT Pct: 61.1

Rebounds/game: 36.8  
Assists/game: 11.1  
Turnovers/game: 12.9  
Assist/turnover ratio: 0.9  
Steals/game: 6.9  
Blocks/game: 4.4





**Saint Joseph's Basketball**  
**Saint Joseph's Points-Rebounds-Assists (as of Dec 09, 2014)**  
**All games**



Opponent	Date	Score		00 MASCHMEYER	01 NEWKIRK,SH	02 BROWN,AARO	03 BOOTH,MIKE	05 ROMEO,OBI	15 MILES,ISAI	20 CASPER,BRE
FAIRLEIGH DICKINSON	11/14/14	57-58	L	3-2-2	5-5-4	9-2-0	DNP	DNP	12-14-3	DNP
at Drexel	11/17/14	52-49	W	0-0-0	7-3-2	11-4-0	DNP	DNP	5-8-0	DNP
at Gonzaga	11/19/14	42-94	L	0-2-0	2-1-1	14-1-0	0-0-0	0-3-1	2-2-0	3-1-0
VERMONT	11/22/14	68-60	W	DNP	3-3-3	13-5-0	DNP	DNP	15-3-0	DNP
LIU BROOKLYN	11/25/14	74-70	W	0-0-1	2-0-3	15-7-3	DNP	DNP	8-3-0	2-1-0
vs Western Kentucky	11/27/14	59-62	L	0-0-0	3-2-3	5-0-2	DNP	2-3-0	9-8-1	0-0-0
TEMPLE	12/03/14	58-56	W	DNP	2-5-2	7-1-0	DNP	DNP	20-9-4	DNP
at Villanova	12/06/14	46-74	L	4-1-0	0-4-3	7-7-1	0-1-0	0-1-0	0-2-0	9-9-1
LOYOLA	12/09/14	68-42	W	0-0-0	5-1-2	1-4-0	0-0-0	2-1-0	9-4-0	6-6-1

Opponent	Date	Score		21 THOMPSON,K	24 WILSON,CHR	25 DEMERY,JAM	34 BAUMANN,JA	40 WILLIAMS,J	43 BEMBRY,DEA
FAIRLEIGH DICKINSON	11/14/14	57-58	L	DNP	12-6-2	3-1-0	5-8-1	DNP	8-5-4
at Drexel	11/17/14	52-49	W	DNP	0-3-1	12-4-0	4-2-0	0-0-0	13-8-3
at Gonzaga	11/19/14	42-94	L	0-1-0	7-1-0	8-2-0	1-2-0	DNP	5-5-2
VERMONT	11/22/14	68-60	W	DNP	5-1-5	4-6-0	6-6-2	DNP	22-9-4
LIU BROOKLYN	11/25/14	74-70	W	DNP	13-7-4	11-5-1	6-5-0	DNP	17-11-5
vs Western Kentucky	11/27/14	59-62	L	DNP	0-2-2	6-4-2	11-4-1	DNP	23-3-1
TEMPLE	12/03/14	58-56	W	DNP	7-3-3	7-2-0	4-2-0	DNP	11-7-2
at Villanova	12/06/14	46-74	L	0-0-0	9-4-3	3-3-0	1-0-0	0-1-0	13-3-1
LOYOLA	12/09/14	68-42	W	2-0-1	13-4-4	7-6-1	2-2-1	0-2-0	21-7-1