

**2013-14 SCHEDULE/RESULTS**

Overall: 8-1; Atlantic 10: 0-0; Big 2-0

**NOVEMBER**

<b>Fri. 8</b>	<b>MOUNT ST. MARY'S - WNIT</b>	<b>W, 85-57</b>
Sun. 10	at LSU - WNIT	L, 80-64
Fri. 15	at Wichita State - WNIT	W, 81-73 OT
<b>Wed. 20</b>	<b>DREXEL</b>	<b>W, 70-52</b>
<b>Sat. 23</b>	<b>LIBERTY</b>	<b>W, 77-65</b>
Tues. 26	at Princeton	W, 74-65

**DECEMBER**

Sun. 1	at Quinnipiac	W, 84-69
Wed. 4	at Temple #	W, 73-53
Sat. 7	at Villanova #	W, 63-60
<b>Tues. 10</b>	<b>HOFSTRA</b>	<b>7:00</b>
Sat. 21	at Syracuse	1:00
Sun. 29	at Florida Gulf Coast	6:00

**JANUARY**

Thurs. 2	at Richmond *	7:00
<b>Sun. 5</b>	<b>GEORGE WASHINGTON (NBCSN) *</b>	<b>1:00</b>
<b>Wed. 8</b>	<b>RHODE ISLAND *</b>	<b>11:30 a.m.</b>
Sun. 12	at VCU (CBSSN) *	5:00
<b>Fri. 17</b>	<b>PENN #</b>	<b>7:00</b>
Sun. 19	at La Salle (CBSSN) #*	5:00
Wed. 22	at George Washington *	11:00 a.m.
<b>Sun. 26</b>	<b>DAYTON (NBCSN) *</b>	<b>6:00</b>
<b>Wed. 29</b>	<b>SAINT LOUIS *</b>	<b>7:00</b>

**FEBRUARY**

<b>Sat. 1</b>	<b>VCU *</b>	<b>2:00</b>
Wed. 5	at St. Bonaventure *	7:00
<b>Wed. 12</b>	<b>LA SALLE *</b>	<b>7:00</b>
Sat. 15	at George Mason *	1:00
<b>Tues. 18</b>	<b>DUQUESNE (CBSSN) *</b>	<b>9:00</b>
Sun. 23	at Dayton (ESPNU) *	1:00
Thurs. 27	at Massachusetts *	7:00

**MARCH**

<b>Sun. 2</b>	<b>FORDHAM *</b>	<b>2:00</b>
W-Sn. 5-9	Atlantic 10 Championship +	

Home games in **BOLD CAPS** at Hagan Arena;  
 All game times are EST and subject to change  
 \* Atlantic 10 Conference Game  
 # - Philadelphia Big 5 Game  
 + at The Richmond Coliseum (Richmond, Va.)

Contact: Jack Jumper • Phone: 610-660-3389 • Email: jjumper@sju.edu

**RV/- SAINT JOSEPH'S UNIVERSITY HAWKS (8-1)**

VS.

**HOFSTRA UNIVERSITY PRIDE (4-3)**

Game #10 • December 10, 2013

Hagan Arena • Philadelphia, Pa. • 7:00 p.m.

**GAME DAY AT A GLANCE**

<b>Arena</b>	Hagan Arena (4,200)
<b>Live Streaming</b>	SJSN - Steve Wanczyk (Play By Play), Renie Shields (Color Analysis)
<b>Series Record</b>	Saint Joseph's Leads 1-0
<b>Next Game</b>	Saturday, December 21, at Syracuse, 1:00 p.m.

**GAME STORIES . . .**

- The Hawks return to home Tuesday to host Hofstra after a four-game road swing.
- Saint Joseph's went 4-0 during its road stretch, capping it with wins at Big 5 rivals Temple (W, 73-53) on Wednesday and at Villanova (W, 63-60) on Saturday.
- The Hawks have won seven straight entering Tuesday's game and received one vote in this week's Associated Press poll.
- Tuesday is just the second meeting between Saint Joseph's and Hofstra. The Hawks won the first meeting, 71-55, last year at the Mack Sports Complex (11/25/12).
- Saint Joseph's was selected Team of the Week by ESPN's Graham Hays on Monday.
- The Hawks posted a 63-60 win at Villanova on Saturday as **Erin Shields** led four Hawks in double figures with 15 points.
- With Saturday's win, the Hawks improved to 2-0 in the Big 5 and moved into a tie with Villanova for the all-time wins as they stand at 100-35 overall.
- Junior guard **Natasha Cloud** was named both Atlantic 10 and Big 5 Co-Player of the Week after averaging 17.5 points, 10.5 assists and 6.5 rebounds per game. Cloud tallied a career-best 21 points at Temple and matched her career-high with 13 assists, and followed with 14 points, eight assists and seven rebounds at Villanova.
- Senior guard **Erin Shields** enters Tuesday's game 11 points shy of the 1,000-point plateau for her career.
- Sophomore guard **Ciara Andrews** is coming off a career-best 14 points on 7-of-12 shooting at Villanova on Saturday.

**HAWKS AT A GLANCE**

**PROBABLE STARTERS**

No.	Pos.	Player	Yr.	Ht.	PPG	RPG	APG	MPG	Notes
3	G	Erin Shields	Sr.	5-6	15.3	2.6	2.4	34.7	Had a game-high 15 points at Villanova
4	G	Natasha Cloud	Jr.	6-0	11.6	5.8	8.0	34.0	Finished with 14 points, 8 assists and 7 boards at Villanova
1	F	Ilze Gotfrida	Sr.	6-0	9.4	4.7	1.0	27.1	Scored 4 points and had 4 rebounds at Villanova
34	F	Kelsey Berger	Sr.	5-11	6.0	3.2	0.7	26.8	Added 4 points in win at Villanova
41	F	Sarah Fairbanks	So.	6-1	15.7	6.9	1.3	32.1	Tallied 12 points and had 4 rebounds at Villanova

**THE BENCH**

2	G	Mackenzie Rule	Fr.	5-6	5.3	1.3	---	---	Four-year All-Catholic selection
11	F	Lisanne de Jonge	Fr.	5-11	1.0	1.3	0.3	9.0	Had 2 rebounds, an assist and a steal at Temple
13	F	Ashley Robinson	R-Jr.	6-2	0.0	4.0	2.0	16.0	Had 4 boards and 2 assists in return to lineup
15	G	Kathleen Fitzpatrick	Fr.	5-9	1.8	0.5	0.4	4.9	Played 2 minutes versus Temple
20	G	Geena Gomez	Fr.	5-8	0.9	0.4	0.3	4.0	Played 3 minutes at Temple
21	G	Ciara Andrews	So.	5-9	10.2	2.2	1.1	17.7	Scored a career-best 14 points at Villanova
22	F	Jessica Pongonis	Fr.	6-1	3.1	2.2	0.6	12.8	Played 3 minutes at Villanova
23	G	Jordan Strode	So.	5-8	3.0	3.0	0.0	10.0	Out - Knee



# 2013-14 SAINT JOSEPH'S BASKETBALL NOTES - PAGE 2

## SAINT JOSEPH'S' ROSTER

No.	Name	Yr.	Pos.	Ht.	Hometown	High School/Last School
1	Ilze Gotfrida	Sr.	F	6-0	Dobele, Latvia	Rigas Secondary School No. 49
2	Mackenzie Rule	Fr.	G	5-6	West Chester, Pa.	Cardinal O'Hara
3	Erin Shields	Sr.	G	5-6	Drexel Hill, Pa.	Archbishop Carroll
4	Natasha Cloud	Jr.	G	6-0	Broomall, Pa.	Cardinal O'Hara/Maryland
11	Lisanne de Jonge	Fr.	F	5-11	Nijmegen, Netherlands	Luzac College
13	Ashley Robinson	R-Jr.	F	6-2	Warrington, Pa.	Archbishop Wood
15	Kathleen Fitzpatrick	Fr.	G	5-9	Drexel Hill, Pa.	Academy of Notre Dame de Namur
20	Geena Gomez	Fr.	G	5-8	Huntington Beach, Calif.	Edison
21	Ciara Andrews	So.	G	5-9	Glenside, Pa.	Cheltenham
22	Jessica Pongonis	Fr.	F	6-1	Fishers, Ind.	Hamilton Southeastern
23	Jordan Strode	So.	G	5-8	Harrisburg, N.C.	Hickory Ridge
34	Kelsey Berger	Sr.	F	5-11	Mentor, Ohio	Mentor/Air Force
41	Sarah Fairbanks	So.	F	6-1	Elizabethtown, Pa.	Elizabethtown Area

**Head Coach:** Cindy Griffin (Saint Joseph's '91, '93) - 13th year  
**Associate Head Coach:** Susan Moran (Saint Joseph's '02) - 11th year  
**Assistant Coaches:** Stephanie McCaffrey (Saint Joseph's '04) - 7th year,  
 Jada Pierce (West Chester '97) - 2nd year  
**Director of Basketball Operations:** Katie Gardler (Saint Joseph's '92) - 4th year  
**Graduate Assistant:** Chris Koclanes (Old Dominion '10) - 1st year

## PRONUNCIATION GUIDE

**ILZE GOTFRIDA** ..ILL-zuh got-FREE-duh  
**CIARA Andrews** .....SEE-air-uh  
**Kelsey BERGER** .....Burger  
**Jessica PONGONIS** .....pon-GO-niss  
**LISANNE DE JONGE**  
 .....LEEZ-ann dee YON-guh



## SERIES HISTORY Saint Joseph's vs. Hofstra

**All-Time Series:** SJU leads 1-0  
**Last Meeting:** 11/25/12, SJU, 71-55  
**Last SJU Win:** 11/25/12, 71-55  
**Last HU Win:** ---  
**Current SJU Streak:** W-1



## STATISTICAL COMPARISON

	Saint Joseph's	Hofstra
Overall Record	8-1	4-3
Conference Record	0-0	0-0
Home Record	3-0	3-2
Away Record	5-1	1-1
Neutral Record	0-0	0-0
Points Per Game	74.6	73.0
Opponent Points Per Game	63.8	64.7
Scoring Differential	+10.8	+8.3
Field Goal Percentage	.474	.384
Opponent Field Goal Percentage	.395	.379
3-Pt. Field Goals Made Per Game	4.9	6.9
3-Pt. Field Goal Percentage	.344	.310
Opponent 3-Pt. Field Goal Percentage	.252	.237
Free Throws Made Per Game	15.9	15.3
Free Throw Percentage	.803	.652
Rebounds Per Game	34.3	47.1
Opponent Rebounds Per Game	36.0	42.3
Rebounding Differential	-1.7	+4.9
Assists Per Game	16.1	16.1
Turnovers Per Game	12.8	18.6
Opponent Turnovers Per Game	15.7	19.9
Turnover Margin	+2.9	+1.3
Assist/Turnover Ratio	1.3	0.9
Steals Per Game	6.4	10.7
Blocks Per Game	3.6	1.9

## PREVIOUS GAME VS. HOFSTRA

**Date**    **Score**    **Site**  
 11/25/12 71-55    Away

## LAST MEETING BOXSCORE & RECAP

**November 25, 2012 • Mack Sports Complex  
 Saint Joseph's - 71, Hofstra - 55**

Backed by 19 points from **Ashley Prim**, Saint Joseph's downed Hofstra, 71-55. The Hawks took a 17-point lead into halftime and held the Pride to just 35.7 percent shooting.

Saint Joseph's	Min.	FG-A	3PT	FT-A	OR	DR	TR	F	A	TO	B	S	Pts.
Gotfrida, f	21	4-9	1-3	2-2	1	2	3	3	0	4	0	2	11
van Grinsven, f	23	4-14	0-1	1-2	2	5	7	3	2	2	1	1	9
Shields, g	33	4-6	2-3	1-1	0	4	4	0	3	1	0	2	11
Cloud, g	21	1-2	0-0	6-6	2	3	5	2	1	2	0	2	8
Prim, g	28	7-10	5-7	0-0	0	2	2	4	4	2	0	4	19
Parker	8	1-4	0-0	0-0	0	0	0	0	0	2	0	0	2
Vila	15	1-3	0-1	0-0	0	0	0	0	1	1	0	2	2
Smith, S.	16	0-2	0-1	0-0	0	2	2	0	3	1	0	1	0
Andrews	3	0-0	0-0	0-0	0	0	0	1	0	0	0	0	0
Berger	21	2-6	1-4	2-2	0	0	0	2	2	4	0	2	7
Fairbanks	11	0-0	0-0	2-3	0	3	3	2	0	0	2	0	2
Team					1	3	4						
<b>Totals</b>	<b>200</b>	<b>24-56</b>	<b>9-20</b>	<b>14-16</b>	<b>6</b>	<b>24</b>	<b>30</b>	<b>17</b>	<b>16</b>	<b>19</b>	<b>3</b>	<b>16</b>	<b>71</b>

Hofstra	Min.	FG-A	3PT	FT-A	OR	DR	TR	F	A	TO	B	S	Pts.
Evans, f	31	6-16	0-0	7-11	7	8	15	2	2	9	2	0	19
Onyeuku, f	23	3-7	1-2	2-2	3	7	10	1	0	1	0	1	9
Jackson, g	16	1-5	0-2	0-0	1	1	2	2	2	4	0	0	2
Bond, g	30	2-7	0-1	2-2	0	0	0	3	1	5	1	2	6
Thomas, g	31	2-7	0-3	0-0	1	2	3	2	2	5	1	2	4
Epps	11	0-1	0-1	0-0	1	0	1	0	0	2	0	0	0
Sherril	3	0-0	0-0	0-2	1	0	1	0	0	0	0	0	0
Carter	21	2-4	1-2	0-2	0	1	1	2	0	2	0	1	5
Green	19	1-2	0-1	0-0	1	5	6	1	1	0	0	0	2
Thomas-Palmer	2	0-2	0-1	0-0	0	2	2	0	0	0	0	0	0
Payton	13	3-5	2-4	0-1	0	1	1	2	0	1	0	1	8
Team					3	1	4						
<b>Totals</b>	<b>200</b>	<b>20-56</b>	<b>4-17</b>	<b>11-20</b>	<b>18</b>	<b>28</b>	<b>46</b>	<b>15</b>	<b>8</b>	<b>29</b>	<b>4</b>	<b>7</b>	<b>55</b>

**Halftime:** Saint Joseph's, 42-25    **Deadball Rebounds:** Hofstra, 3-0  
**Attendance:** 214    **Officials:** Smith, Humphrey, Farlow  
**FG %:** Saint Joseph's - 42.9%, Hofstra - 35.7%  
**3-PT FG %:** Saint Joseph's - 45.0%, Hofstra - 23.5%  
**FT %:** Saint Joseph's - 87.5%, Hofstra - 55.0%





THE FAST BREAK

- Junior Natasha Cloud had a near triple-double in the win over Wichita State, scoring 15 points, grabbing 11 rebounds and adding nine assists.
The Hawks posted three straight wins against teams that won its league last year. Liberty was the reigning Big South champs, while the Princeton captured the Ivy League title last year and Quinnipiac won the NEC.
SJU's 28-point victory over Mount St. Mary's was the third-largest differential in a season-opening win for the Hawks. SJU topped Lehigh 91-34 (57 points) to start the 1977-78 season and bested the Mountain Hawks with a 79-37 (42 points) win in 1986-87.

INJURY REPORT

Redshirt junior Ashley Robinson (arm) returned to the lineup Saturday game, while sophomore Jordan Strode (knee) is still out.

SHIELDS NEARS 1,000 POINT PLATEAU

Senior guard Erin Shields is nearing the 1,000 point plateau for her career as she enters Tuesday's game 11 points shy of the mark. A four-year letterwinner, Shields has tallied 989 points over 106 games, averaging 9.3 points per game for her career. Additionally, Shields passed her mother, Renie (932 points), on SJU's all-time scoring list with a three-pointer at 10:22 mark of the first half in the Hawks' victory at Princeton on November 26.

FAIRBANKS NAMED BIG 5 PLAYER OF THE WEEK

Averaging 20.5 points per game en route to helping the Saint Joseph's to a 2-0 record, sophomore forward Sarah Fairbanks was named Big 5 Player of the Week for the week of November 18-24. In SJU's 70-52 win over Drexel, the starting post player tallied a career-high 21 points on 9-of-12 shooting and 3-of-3 from the foul line. Fairbanks followed with a team-best 20 points, adding five rebounds and a pair of steals in the Hawks' 77-65 win over Liberty. For the week, Fairbanks shot 62.5 percent from the floor and converted 11-of-14 from the foul line, while adding 5.5 rebounds per game.

TRIO OF HAWKS TO SERVE AS CAPTAINS IN 2013-14

Senior Erin Shields, redshirt junior Ashley Robinson and junior Natasha Cloud are serving as team captains this season. Shields is serving as a team captain for the second straight year, while Robinson and Cloud are captains for the first time this season.

HAWKS ON THE AIR

The Saint Joseph's Sports Network (SJSN) celebrates its 24th anniversary in 2013-14, as the first broadcasts of men's and women's basketball games took place in the Fall of 1990. The first women's game aired on WCZN-AM on November 23rd as the Hawks hosted Oregon. The 1990-91 season also marked the first in school history in which every SJU men's game aired on Philadelphia-area commercial radio.



Since 1990, SJSN's coverage of Hawk athletics has grown and currently includes live coverage of all Hawk men's and women's basketball games and previously produced Phil Martelli's HawkTalk radio program, the nationally-renowned HawkTalk television show and Courtside, the Saint Joseph's women's basketball television show.

In 2013-14, all of SJU's women's games can be heard via audio streaming on the internet at the Hawks' official athletics site, www.sjuhawks.com, free of charge through. Video streaming of non-televised games is also available on the site as part of the Hawks All-Access package.

2013-14 Atlantic 10 Predictions

Saint Joseph's was picked to finish second in the Atlantic 10 race, according to a poll of the Atlantic 10's head coaches. The Hawks, who won the 2013 A-10 title and earned the conference's automatic NCAA bid, received one of the 13 first place vote. Dayton was picked to finish first. The following is the predicted finish (with last year's postseason in parentheses).

Table with 3 columns: Team, Overall, Conference. Lists 13 teams including Dayton, Saint Joseph's, Duquesne, Fordham, George Washington, Richmond, VCU, Saint Louis, St. Bonaventure, La Salle, George Mason, Massachusetts, and Rhode Island.

\* - competed in the CAA in 2012-13

FAIRBANKS' STRONG START

It has been a productive opening few weeks for sophomore forward Sarah Fairbanks. Earning playing time as a reserve last season, she tallied 49 points and grabbed 60 rebounds over 27 contests. Starting all eight games, Fairbanks blossomed this season having already more than doubled her scoring output of last year with 141 points as she leads SJU in scoring. Ranking as the team-leader in rebounds (62) and blocked shots (nine), the Elizabethtown, Pa., native is also second in the Atlantic 10 in field goal percentage (.596).

ANDREWS ADDING OFFENSIVE PUNCH

A key reserve this season, sophomore guard Ciara Andrews has proven to be a major piece to the Hawks' puzzle in 2013-14. Appearing in all nine games and averaging 17.7 minutes per game, Andrews has already surpassed almost all her statistical totals from a season ago. Below is a comparison of Andrews' two seasons.

Table comparing statistics for 2012-13 and 2013-14. Categories include Points, Rebounds, Assists, Steals, Minutes, Field Goals, Field Goal Attempts, 3-PT Field Goals, 3-PT Field Goal Attempts, Free Throws, and Free Throw Attempts.

HAWK HILL ADVANTAGE

Saint Joseph's has always had a reputation of playing well at home. Over 41 seasons, the Hawks have boasted a 382-135 mark at Hawk Hill, including a 49-18 record at Hagan Arena. Last year, SJU went just 4-3 at home against nonconference opponents, but finished with a 12-4 home record overall.







SHIELDS EYES CAREER GAMES PLAYED RECORD

Playing in 106 straight games in the Crimson and Gray, senior Erin Shields is on track to challenge the career games played record of 127, set by Michelle Baker (2008-12) and Ashley Prim (2009-13).

CLOUD EARNS ATLANTIC 10 PRESEASON HONORS

Junior guard Natasha Cloud was selected to the Atlantic 10 Preseason All-Conference Second Team and Preseason All-Defensive Team. Sitting out the 2011-12 season after transferring from Maryland, Cloud made an immediate impact last year for the Hawks as she posted career-highs in scoring (9.2 ppg), rebounding (4.6 rpg) and assists (4.4 apg). An A-10 All-Defensive Team honoree a season ago, she also led the Hawks with 57 steals and added 17 blocks. Tallying 15 points and adding six rebounds, six assists and two steals in the A-10 Championship game against Fordham, Cloud was named Most Outstanding Player of the 2013 A-10 Championship in leading SJU to the conference title.

SHIELDS NAMED A-10 TO PRESEASON SECOND TEAM

The Hawks returning leader in scoring (11.4 ppg) and three-pointer (73), senior guard Erin Shields was selected to the Atlantic 10 Preseason All-Conference Second Team. The reigning A-10 Most Improved Player and All-Conference Third Team selection averaged a career-best 32.6 minutes per game as a junior.

HAWKS LOOKING FOR FIFTH STRAIGHT POSTSEASON BID

Saint Joseph's is coming off its fourth consecutive postseason appearance, earning the Atlantic 10's automatic bid for the NCAA Tournament last season. Saint Joseph's, which earned Postseason WNIT bids from 2009-10 to 2011-12, is currently tied for its second-longest postseason appearance streak. The Hawks previously made four straight appearances from 1975-79 and 1996-2000. Saint Joseph's longest consecutive postseason appearance streak is six seasons, from 1984-85 to 1989-90.

HAWKS EXCEL IN NONCONFERENCE PLAY

Saint Joseph's has posted a winning record in nonconference play the past three seasons. The Hawks, who went 9-5 in nonconference games last year, have posted a combined 29-13 record during the nonconference portion of its schedule the last three years.

GOTFRIDA AMONGST SJU'S MOST EFFICIENT SCORERS

Senior forward Ilze Gotfrida begins her senior season as one of the more efficient scorers in Saint Joseph's history. A career 49.8 percent shooter from the floor (215-of-432), she is currently on pace to finish eighth all-time in efficiency as SJU players must attempt 500 field goals to make the record book in this category.

SHIELDS AMONG SJU ALL-TIME LEADERS

Erin Shields enters her senior season as one of the top three-point shooters in Saint Joseph's history. The Hawks returning leader in three pointers (73), she is currently sixth all-time in three-pointer made (188) in three-point percentage (.372) and seventh in attempts (505). Additionally, Shields is the all-time leader in free throw percentage, converting 89.4 percent (143-of-160) for her career

GRIFFIN SECOND ALL-TIME IN WINS AT HAWK HILL

Now in her 13th season at her alma mater, Cindy Griffin is second all-time in team history in victories, posting a 231-157 mark to date. Griffin, who has led SJU to a record nine postseason appearances, trails only Women's Basketball Hall of Famer Jim Foster (248) in career wins.

FOREIGN-BORN HAWKS

Saint Joseph's enters the season with two foreign-born players, making it the fifth straight year the Hawks have had multiple players from outside the United States. Freshman forward Lisanne de Jonge is the 15th foreign-born student-athlete to play for Saint Joseph's, joining senior Ilze Gotfrida. Below is a list of SJU's all-time roster of foreign-born players.

Years	Player	Country
1986-89	Alix Burns	England
1994-97	Megan Compain	New Zealand
1997-00	Jana Lichnerova	Slovakia
1997-00	Barbora Kuklova	Slovakia
1999-02	Susan Moran	Ireland
2001-04	Irina Krasnoshiok	Moldova
2001-04	Amra Mehmedic	Bosnia-Herzegovina
2003-07	Whitney Ffrench	Canada
2005-07	Zoya Pavlovskaya	Russia
2008-10	Mariame Djouara	Ivory Coast
2010-12	Samira van Grinsven	Netherlands
2009-13	Mireia Vila	Spain
2010-Present	Ilze Gotfrida	Latvia
2011-13	Chatilla van Grinsven	Netherlands
2013-Present	Lisanne de Jonge	Netherlands

**THE HAWK**



The Saint Joseph's Hawk mascot has been flapping its wings for more than a half a century. One of the most famous mascots in college sports, The Hawk is best known for staying in constant motion by flapping its wings throughout every basketball game and representing the Saint Joseph's motto, "The Hawk Will Never Die."

Saint Joseph's athletic teams have been recognized with the nickname "Hawks" since 1929. At that time, the school's yearbook editor initiated a contest among the student body for a symbol. More than 100 submissions were narrowed, with "Hawks" winning out over "Grenadiers" by a slim margin. The name was appropriate because it typified "the fighting spirit of our crimson and gray athletes and it is suggestive of the aerial attack which has made our football team famous." Football, ironically, was discontinued at SJU following the 1939 season.

The idea for The Hawk as a mascot was originated by Jim Brennan during the 1954-55 season. Brennan, an ex-Marine and SJU cheerleader, at first wanted to secure an actual hawk, but later switched to the costume idea. The student government raised the \$120 needed to buy the initial costume, which Brennan donned for three years. He made his debut as The Hawk on January 4, 1956, a 69-56 win over La Salle at The Palestra. The Hawk, who was present at most women's basketball games, became a mainstay in 1989. Since then, 12 SJU students have donned the costume, with Brian Lafferty serving as the Hawk this season.

The Hawk mascot has garnered numerous accolades in its 57-year history. It has been selected as the nation's top mascot by *The Sporting News*, *Sports Illustrated*, *Sports Illustrated for Kids*, *Street & Smith's Basketball Yearbook* and *ESPN College Basketball* magazine and was a nominee for the 2008 Mascot Hall of Fame.



## SAINT JOSEPH'S VERSUS RANKED OPPONENTS

The Hawks competed against a nationally ranked opponent for the 149th time on November 10 as they visited #15/17 LSU in the Quarterfinals of the Preseason WNIT. Falling to the Tigers, 80-64, the Hawks are now 33-116 all-time versus ranked opponents.

## HAWKS FINISH WITH 2-1 MARK IN PRESEASON WNIT

Playing in the Preseason WNIT for the second time in team history, Saint Joseph's began the season with a 2-1 mark as it posted wins against Mount St. Mary's (85-57) and Wichita State (81-73, OT) with a loss at #15/17 LSU (80-64). The Hawks won their opening game against Mount St. Mary's and earned a Quarterfinal matchup at LSU. Despite a hard-fought effort, SJU lost to the Tigers, setting up a Consolation Third Round game versus the Shockers. The Hawks would cap the tournament with a thrilling 81-73 overtime win at Wichita State as SJU came back from down 16 points in the second half.

## FOUR MORE HAWKS IN THE PROS

Saint Joseph's senior class was a remarkable one, joining only five other classes to make a postseason bid each year. On top of that, and leading the Hawks to the Atlantic 10 title for the first time since 1999, all four seniors - Ashley Prim, Shelby Smith, Chatilla van Grinsven and Mireia Vila - all have gone on to play professionally. Prim is currently playing in Puerto Rico, while Smith is competing in Ireland. van Grinsven, who earned a training camp invite from the WNBA's Connecticut Sun, is playing for Bourges Basket in France, while Vila is competing in her home country of Spain.

## WHY S-A-I-N-T JOSEPH'S UNIVERSITY?

The corporate title of "Saint" Joseph's University, which has been in place since Saint Joseph's was granted university status by the Commonwealth of Pennsylvania in 1979, is now the "public" title of the institution for all aspects of its operations. Previously, the abbreviation of "St." Joseph's University was permitted in a number of alumni and athletic contexts. According to the most recent edition of the Higher Education Directory, there are at least nine recognized "St. Joseph's" among the nation's colleges and universities. Only one of them-Saint Joseph's University, Philadelphia-is a university-level, Master's I, NCAA Division I institution. A complete spelling of S-A-I-N-T Joseph's University in all contexts will help eliminate any confusion among higher education and other public constituencies.

## SJU TO APPEAR ON LEAGUE-BEST SIX TELEVISED GAME

Saint Joseph's will benefit from the Atlantic 10's new eight-year partnerships with ESPN, CBS Sports Network and NBC Sports Network as the Hawks are slated for a league-high six national television appearances in 2013-14. Saint Joseph's games versus George Washington (Jan. 5) and Dayton (Jan. 26) will be broadcast on NBCSN, with games against VCU (Jan. 12), La Salle (Jan. 19) and Duquesne (Feb. 18) airing on the CBS Sports Network. Additionally, the Hawks' game at Dayton (Feb. 23) will be televised by ESPNU. The first year of the A-10's eight-year media television partnership will feature 32 nationally-televised games; and the semifinals and final of the women's basketball championship. The semifinals will air on the CBS Sports Network, with the championship final being televised on the ESPN networks for the 17th straight year.

## UP NEXT

Saint Joseph's has off for semester exams and will return to action at Syracuse on Saturday, December 21 at 1 p.m.

## HAWKS AMONG NCAA LEADERS

Below is a the breakdown of the most recent (12/1) national rankings for this year's Hawks.

<b>Team</b>	Scoring Offense	76.4	61st
	Scoring Margin	10.6	68th
	Field Goal Percentage	.476	14th
	Three-Point Defense	.255	45th
	Free Throw Percentage	.803	5th
	Assists Per Game	15.9	65th
	Turnovers Per Game	12.6	18th
	Assist-to Turnover Ratio	1.26	17th
	Turnover Margin	3.0	72nd
<b>Ciara Andrews</b>	FT Percentage	.960	3rd
<b>Natasha Cloud</b>	Assists	7.3 apg	7th
	Assist/TO Ratio	2.3	67th
	Steals	2.0 spg	180th'
<b>Sarah Fairbanks</b>	Scoring	17.1 ppg	132nd
	FG Percentage	.610	20th
<b>Erin Shields</b>	Scoring	16.0 ppg	180th
	FT Percentage	.957	5th
	3PT FG Percentage	.431	68th
	3PT FG Per Game	3.1	17th

## HAWKS AMONG ATLANTIC 10 LEADERS

Below is a the breakdown of the most recent Atlantic 10 rankings for this year's Hawks.

<b>Ciara Andrews</b>	FT Percentage	.929	2nd
<b>Natasha Cloud</b>	Assists	8.0 apg	1st
	Assist/TO Ratio	2.4	T-1st
	Steals	1.9 spg	10th'
	Defensive Rebounding	5.0 drpg	7th
	Minutes Per Game	34.0	8th
<b>Sarah Fairbanks</b>	Scoring	15.7 ppg	T-8th
	Rebounding	6.9 rpg	15th
	FG Percentage	.596	2nd
	Blocked Shots	1.0 bpg	T-8th
	Defensive Rebounding	4.6 drpg	13th
<b>Ilze Gotfrida</b>	FG Percentage	.507	7th
<b>Erin Shields</b>	Scoring	15.3 ppg	10th
	FT Percentage	.963	1st
	3PT FG Percentage	.444	3rd
	3PT FG Per Game	3.1	1st
	Minutes Per Game	34.7	6th



## HAWKS INKS FIVE TO NATIONAL LETTERS OF INTENT

Saint Joseph's announced guards **Avery Marz** (Sinking Springs, Pa./Wilson Area), **Sarah Veilleux** (Hebron, Conn./RHAM) and **Chelsea Woods** (Philadelphia, Pa./Freire Charter) and post players **Candace Belvedere** (Merrick, N.Y./Kellenberg Memorial) and **Adashia Franklyn** (West Chester, Pa./West Chester Bayard Rustin) have signed National Letters of Intent during the early signing period to attend Saint Joseph's University next year.

A four-year letterwinner, Marz is coming off All-State honors and Sporting News All-American Honorable Mention as a junior. Leading Wilson Area High School to the Berks County title the last three seasons, the 5-foot-7 guard garnered All-Berks County First Team honors, was named MVP of the District 3 AAAA Championship and Philadelphia Girls All-City Classic Most Unselfish Player. One of the top guards in the country, Marz ranks 16th amongst senior guards by Prospect Nation and 18th by ESPN HoopGurlz. Earning All-Division honors as a freshman and sophomore, Marz also competed for the Philadelphia Belles AAU team, leading the squad to the Boo Williams championship in 2010 and 2011, and the Vegas Championship in 2013.

Named the Gatorade High School Player of the Year for Connecticut last season, Veilleux ranks among the top wing players in this year's senior class, earning 25th ranking by ESPN HoopGurlz and 47th by Collegiate Girls Basketball Report for her position. Averaging 28.4 points, 11.7 rebounds, 3.9 steals and 3.5 assists per game last year, the 6-foot guard was selected to the Connecticut High School Coaches Association First Team, New Haven Register Player of the Year, First Team All-Hartford Courant and RHAM MVP and Athlete of the Year. A three-year starter, Veilleux has averaged double figured in scoring all three seasons, posting 17.0 points per game in earning All-Conference honors, she improved to 18.2 points per game as a sophomore as we was named to the New Haven Register All-State Team and RHAM Athlete of the Year, while garnering All-Conference honors for the second straight season. A standout in both basketball and volleyball, Veilleux also competed for the CT Cobras in AAU competition.

Leading Freire Charter to the Philadelphia Public League Quarterfinals and PIAA State Tournament appearances the past three years, Woods is coming off a junior season that saw her eclipse the 1,000 point mark for her career. The 6-foot guard/forward averaged 22.8 points and 11.0 rebounds per game as she set the program record for scoring as she enters her senior year with 1,184 career points. Ranked 58th for her position by ESPN HoopGurlz's Class of 2014 recruits, Woods also starred for her AAU Team, the Philly Freedom Stars, leading the team to the 2011 U-14 All-Gym Rats Championship and garnering All-Tournament Challenge Team honors in 2010.

An All-League standout at Kellenberg Memorial High School, Belvedere averaged a double-double as a junior, scoring 11.1 points and grabbing 11.7 rebounds per game. Earning MVP honors, Belvedere was also solid on defense for the Firebirds, blocking 2.3 shots per game and adding 2.9 steals per game, while earning a Silver Pin Award for honor roll recognition. Belvedere, who is entering her third season on the varsity after playing JV per school rules as a freshman, has also played for the Riverside Hawks in AAU competition.

Ranking 73rd amongst senior forwards according to ESPN HoopGurlz, Franklyn enters her senior season at West Chester Bayard Rustin after setting career-highs last year. A two-time Daily Local News All-Area Team and Ches-Mont All-District Team selection, the 6-foot-1 forward led her team to the Ches-Mont District Championship for the first time in program history last year and went on to score 22 points and grab 20 rebound in the PIAA State Quarterfinals. Averaging 15.0 points, 12.0 rebounds and 4.0 blocks per game, Franklyn was named the Daily Local News Player of the Year last season. Serving as team captain this season, the four-year letterwinner has also starred at the AAU level, receiving the 2013 International Student Athlete Academy-Lady Gryphons Award and additionally led her team to the 2012 U-15 AAU Nike National Championship.

## MEDIA INFORMATION

### MEDIA CREDENTIALS

Credentials for media covering Saint Joseph's at Hagan Arena in 2013-14 should be made at least 24 hours in advance by contacting Jack Jumper at (610) 660-3389, by fax at (610) 660-1724, or by email (jjumper@sju.edu).

### PHOTO CREDENTIALS

All photographers attending Saint Joseph's home basketball games must be credentialed. Requests for credentials should be made in at least 24 hours in advance to Jack Jumper. Due to space demands, access to freelance photographers is limited.

### RADIO POLICY

Radio stations designated as the primary visiting outlet can have access to phone lines at a cost of \$100 per line per game. (\$200 for ISDN), unless a reciprocal usage agreement exists. Visiting radio stations wishing to broadcast the game should contact Jack Jumper at (610) 660-3389 or by email (jjumper@sju.edu) to arrange phone lines.

### PRESS ROW

Only accredited members of the media and accredited scouts will be issued credentials to cover Saint Joseph's basketball, and only those with passes will be permitted to sit in press seating. Members of the media are reminded that press row is a working area and cheering for either team will not be tolerated.

### MEDIA SERVICES

Saint Joseph's and opponent's game notes, statistics, Atlantic 10 Conference notes and statistics and game programs will be available to working members of the media. Halftime statistics will be available in the media room and will also be distributed on press row. Final statistics will be distributed in the media room following completion of the game. Fax service is available. Complete Saint Joseph's game notes will be available the day before the game on the website, www.sjuhawks.com.

### POST-GAME

SJU head coach Cindy Griffin and select student-athletes will be available in the interview room following a post-game cooling off period. Neither lockerroom will be open to the media.

### SAINT JOSEPH'S ONLINE

The Hawks' women's basketball program maintains a strong presence on the internet via the official website of Saint Joseph's Athletics, SJUHawks.com, and various social media platforms.

SJUHawks.com, your one-stop shop for all things Hawk athletics, contains updated statistics, game notes, and in-game live stats for all Saint Joseph's home games and selected road games. Through Hawks All-Access, fans can follow every home game via live streaming audio, as well as most home games through the premier streaming video broadcast in the Atlantic 10. All road games are covered with streaming audio, with streaming video available for selected contests.

The site will also host audio podcasts and video segments featuring the men's basketball team throughout the season.

The Hawks can also be found on Facebook, Twitter and YouTube. Through SJU's social media outlets, you can receive breaking news updates, connect with other Hawk fans around the world, and check out Saint Joseph's on-demand video features at any time.

- Facebook:** [www.facebook.com/sjuhawkswbb](http://www.facebook.com/sjuhawkswbb)  
[www.facebook.com/saintjosephshawks](http://www.facebook.com/saintjosephshawks)
- YouTube:** [www.youtube.com/saintjosephshawks](http://www.youtube.com/saintjosephshawks)
- Twitter:** @SJUHawks\_WBB  
@SJUHawks







## Cindy Griffin - Head Coach

Saint Joseph's '91, MBA '93 - 13th Season

Leading Saint Joseph's to its third Atlantic 10 championship in team history in 2012-13, **Cindy Griffin** enters her 13th year as Saint Joseph's head coach. A 1991 and 1993 graduate of SJU, Griffin (nee Anderson) has compiled an overall record of 279-190 in 16 seasons as a head coach, and a 231-157 record over 13 years at Hawk Hill.

Only the eighth coach in NCAA Division I history to lead her alma mater to the NCAA Tournament as a player and a coach, Griffin's squads have posted five 20-win seasons, six victories over nationally-ranked teams and advanced to the postseason nine times, while her players have been honored as Atlantic 10 All-Conference performers 13 times.

Under Griffin's leadership, Saint Joseph's posted one of its most memorable seasons in team history in 2012-13 as the Hawks claimed the Atlantic 10 Championship for just the third time and earned the automatic bid in the NCAA Tournament. Led by a senior class that advanced to the postseason every year, the Hawks finished with a 23-9 record that included wins over #5 Maryland and #11 Dayton.

### Coch Griffin At A Glance

**Career Record:** 279-190  
**Record at SJU:** 231-157  
**Atlantic 10 Record:** 109-69  
**Postseason Record:** 6-9

**Hometown:** Maple Glen, Pa.  
**Education:** Saint Joseph's '91,  
Saint Joseph's MBA '93  
**Playing Experience:**  
Saint Joseph's 1987-92  
**Coaching Experience:**  
Saint Joseph's 2001-Present  
Loyola (Md.) 1998-01

In addition to the team's success, a trio of Hawks were singled out for their performances, led by NCAA Woman of the Year nominee Chatilla van Grinsven. With Griffin's guidance, van Grinsven turned in one of the more dominant seasons in recent SJU history, becoming just the fifth player in SJU history to average a double-double for the year en route to being named to the A-10 All-Conference First Team and the Big 5 Player of the Year. The duo of back-court mates Erin Shields and Natasha Cloud helped propel SJU to new heights, with Shields garnering A-10 and Big 5 Most Improved Player honors and I-AAA distinction, while Cloud was named the Most Outstanding Player of the 2013 A-10 Championship.

Backed by a veteran-laden team in 2011-12, the Hawks earned their third-straight WNIT berth and posted their most wins (22) since the 2003-04 season. Moving into second place in career victories at her alma mater, Griffin picked up her 200th win as the Hawks topped Boston University in the opening game of the WNIT on March 15, 2012. Leading the Hawks to a 15-4 mark at home, she helped Saint Joseph's become one of the more efficient teams in the nation, ranking fourth in fewest turnovers per game (12.5), 26th in three-point percentage (.348) and 39th in field goal percentage (.423).

Individually, senior Michelle Baker and Kelly Cavallo had breakout years, both garnering All-Big 5 honors. Behind Griffin's teaching, Baker went on to be named to the A-10 All-Conference Second Team and capped her career as SJU's all-time leader in games played (127) and ranking in the top 20 for scoring and field goals made. After seeing limited time as a freshman, Cavallo developed into one of the top post players in the A-10, leading SJU and finishing in the top five of the conference in rebounding, blocked shots and field goal percentage. With Griffin's aid, Cavallo finished her four-year career second all-time in blocks and 11th in rebounding at SJU.

Returning just one starter for the 2010-11 season, the Hawks quickly jelled under Griffin's guidance as they went on to win 20 games, earned the program's 700th victory, and advanced to the second round of the WNIT. Backed by All-Big 5 honorees Baker and Katie Kuester, Saint Joseph's had its most efficient offensive showing since 2002-03, as the Hawks finished 60th in the nation in field goal percentage (42.1).

Additionally, several Hawks were honored for outstanding seasons in 2010-11, headlined by sophomore Ashley Prim becoming the first SJU player to be named Atlantic 10 Sixth Player of the Year. Baker became just the second Hawk to be named to the A-10 All-Defensive Team, while freshman Erin Shields became the sixth player Griffin has coached to A-10 All-Rookie Team honors.

Earning a postseason berth for the first time in two years, the Hawks surpassed predictions in 2009-10 as they finished tied for fourth in the Atlantic 10 after being picked to finish ninth. After opening the season with a 3-7 mark, Griffin saw her team begin to click at the end of the non-conference schedule as SJU claimed the 19th Annual Hawk Classic title and worked its way to .500 by the second week of the Atlantic 10 slate.

Posting a 9-5 mark against conference opponents, Griffin hit two milestones during A-10 play, earning her 150th win at Saint Joseph's in a victory against Dayton and earning her 200th coaching win against George Washington. The Hawks would go on to earn the program's seventh WNIT bid, and play the first postseason game at Hagan Arena.

In 2008-09, Griffin undertook arguably her toughest season to date as Saint Joseph's played every contest away from Hawk Hill for the first time in program history. And in typical SJU fashion, Griffin got her team to respond as Saint Joseph's went on to post an 8-5 record at home venues and earn its first Big 5 title since 2000-01. Individually five Hawks posted career-bests in scoring, with Brittany Ford and Mariame Djouara both earning All-Big 5 Second Team honors.

Relying heavily on underclassmen in 2007-08, Griffin guided her Hawks to another winning season, including crowns at the Brown Basketball Classic and the Hilton Philadelphia Hawk Classic. Among the wins, Saint Joseph's posted its biggest win over a non-conference ranked opponent since the 1984-85, topping #15 Auburn for the Hawk Classic title.

Despite losing several experienced players prior to the 2006-07 season, Griffin had her team peaking at the right time. Playing Griffin's style of hard-nosed defense and persistent offense, the Hawks advanced to the Atlantic 10 Championship game, including the program's first win over a top 10 opponent (#8 George Washington) since 1992 along the way. Saint Joseph's capped the season with its fifth WNIT appearance in six years and tied the SJU record for games played in a season with 33.

Fueled by a collection of newcomers and a developed core of upperclassmen, Griffin led the Hawks back to national prominence in 2005-06. The Crimson



## 2013-14 SAINT JOSEPH'S BASKETBALL NOTES - PAGE 8

and Gray engineered the nation's best turnaround (13 games) and received votes in the national polls for the first time since 2003-04. The Hawks advanced to the semifinals of the A-10 Championship and earned a berth in the WNIT.

With the loss of four 1,000-point scorers, the 2004-05 Hawks showed their true colors down the stretch, earning a hard-fought victory over La Salle in the opening round of the Atlantic 10 Championship and coming within 10 points of 16th-ranked, and eventual A-10 Champion, Temple.

Led by six seniors, the 2004 team went 22-11 and advanced to the WNIT Elite Eight. Saint Joseph's finished second in the A-10 East and dropped a heartbreaker in the Atlantic 10 Championship to Temple. Four Hawk seniors reached the 1,000-point plateau, marking just the eighth time in NCAA history that a quartet of players had reached the milestone in the same season. Erin Brady, Irina Krasnoshiok, Stephanie (Graff) McCaffrey and Amra Mehmedic went on to sign professional contracts.

Following a memorable first year at the helm of her alma mater, Griffin upped the ante in her second season by capturing 2003 Atlantic 10 Coach of the Year honors after guiding the Hawks to a 19-11 record. The team sprinted to the conference's Eastern Division title and earned a berth in the WNIT for the second straight season, despite the departure of SJU's all-time leading scorer and a non-conference schedule that ranked fourth nationally.

Griffin helped to reinvigorate the SJU program in her first season, leading the squad to a 24-8 record and the second round of the WNIT. She capitalized on the team's tradition of scrappy play and rugged defense, while releasing the reins and allowing the team to play a more up-tempo style on the offensive end of the floor. The Hawks finished the year among the national leaders in nine different categories and paced the nation in free throw percentage for the second straight year.

Following her playing career, Griffin spent the 1992-93 season as a graduate assistant at her alma mater. She then accepted an assistant's spot at Vanderbilt University from 1993-95 under former Saint Joseph's head coach Jim Foster. Foster recruited Griffin to SJU and coached her during her playing career on Hawk Hill.

In her two years as an assistant at Vanderbilt, the Commodores finished 53-15 overall, won the 1995 SEC championship and reached the NCAA Sweet 16 both seasons. In addition to coaching responsibilities, she was the co-director of the Vanderbilt Basketball Camp and the director of the Black & Gold Club.

Griffin left Vanderbilt after the 1995 season to become an assistant coach at Loyola College (Md.). She spent three seasons as an assistant under Patty Coyle before being promoted to associate head coach in 1998. Griffin was promoted to the position of head women's basketball coach at Loyola midway through the 1998-99 season. She was the seventh-youngest head coach in Division I at the time. Griffin – who was named head coach five games into the season as Coyle left for an assistant coach position with the WNBA's New York Liberty – kept the Greyhounds' momentum going as Loyola won a team-record 21 games that year. Overall she compiled a record of 48-33 during her tenure at the Baltimore school, guiding the squad to the Metro Atlantic Athletic Conference semifinals all three seasons.

One of the top playmakers in Saint Joseph's history, Griffin starred for the Hawks from 1987-88 through 1991-92 (missing the 1988-89 season due to injury). A three-time team captain, Griffin finished her career with 662 points, 278 rebounds, 510 assists and 197 steals. She currently ranks fourth on SJU's all-time assist list.

As a junior in 1990-91, she played in 1,178 out of a possible 1,200 minutes to set the school record for minutes played in a single season. The Hawks made three NCAA Tournament appearances and posted three straight 20-win seasons during her playing career. A two-time Second Team All-Big 5 choice, as well as a Third Team All-Atlantic 10 pick as a senior, she was inducted into the Saint Joseph's Women's Basketball Hall of Fame in 1998.

A native of Maple Glen, Pa., Griffin played her high school basketball for Bishop McDevitt, winning two Philadelphia Catholic League titles. A 1987 graduate of McDevitt, she was inducted into its Athletic Hall of Fame in 1997, and in 2002, received the Philadelphia Catholic League's alumni achievement award. She earned a bachelor's degree in accounting from Saint Joseph's in 1991 and completed her M.B.A. from SJU in 1993. She resides in Conshohocken, Pa., with her husband Curtis and children, Kaylie (10), Hannah (8) and Curtis Jr. (5).

### Griffin's Year-By-Year Record

Year	School	Overall Record	Conference Record	Postseason
1998-99	Loyola College	17-6	13-5	MAAC Semifinals
1999-00	Loyola College	12-17	8-10	MAAC Semifinals
2000-01	Loyola College	19-10	12-6	MAAC Semifinals
2001-02	Saint Joseph's University	24-8	12-4	WNIT/A-10 Finals
2002-03	Saint Joseph's University	19-11	13-3	WNIT
2003-04	Saint Joseph's University	22-11	12-4	WNIT/A-10 Finals
2004-05	Saint Joseph's University	7-23	4-12	
2005-06	Saint Joseph's University	20-11	10-6	WNIT/A-10 Semifinals
2006-07	Saint Joseph's University	19-14	8-6	WNIT/A-10 Finals
2007-08	Saint Joseph's University	17-14	8-6	
2008-09	Saint Joseph's University	13-17	5-9	
2009-10	Saint Joseph's University	17-15	9-5	WNIT
2010-11	Saint Joseph's University	20-12	8-6	WNIT
2011-12	Saint Joseph's University	22-11	9-5	WNIT
2012-13	Saint Joseph's University	23-9	11-3	NCAA/A-10 Champions
2013-14	Saint Joseph's University	8-1	0-0	
<b>1998-12</b>	<b>16 Seasons</b>	<b>279-190</b>	<b>142-90</b>	<b>9 Appearances</b>

Head Coaching Record at Saint Joseph's: 231-157 (.595) – 13 Seasons

Career Head Coaching Record: 279-190 (.595) – 16 Seasons







### Ciara Andrews

Sophomore • Guard • 5-9  
Glenside, Pa.  
Cheltenham

Overall Stats: 10.2 ppg, 2.2 rpg, 1.1 apg



#### 2013-14:

- Had a career-high 14 points and added a two rebounds and a blocked shot at Villanova
- Scored 10 points and had four rebounds, two assists and two steals in win over Mount St. Mary's
- Added eight points and two rebounds at LSU
- Had game-tying layup in final seconds and finished with 12 points, four rebounds, three steals and two assists in win at Wichita State
- Matched career-high with 12 points at Quinnipiac and added two rebounds and a steal
- Had 10 points, two rebounds and a block at Temple

<b>Points:</b>	<b>Season Highs</b>	<b>Career Highs</b>
<b>Field Goals:</b>	14, at Villanova, 12/7/13	Same
<b>Field Goals Att:</b>	7, at Villanova, 12/7/13	Same
<b>3-Pt Field Goals:</b>	12, at Villanova, 12/7/13	Same
<b>3-Pt Field Goals Att:</b>	1, 2x, last vs. Liberty, 11/23/13	Same
<b>Free Throws:</b>	2, at Wichita State, 11/15/13	Same
<b>Free Throws Att:</b>	8, vs. Mount St. Mary's, 11/8/13	Same
<b>Offensive Rebounds:</b>	8, vs. Mount St. Mary's, 11/8/13	Same
<b>Defensive Rebounds:</b>	8, vs. Mount St. Mary's, 11/8/13	Same
<b>Total Rebounds:</b>	Yet To Come	1, 2x
<b>Assists:</b>	4, vs. Mount St. Mary's, 11/8/13	Same
<b>Blocks:</b>	4, vs. Mount St. Mary's, 11/8/13	Same
<b>Steals:</b>	2, 3x, last at Princeton, 11/26/13	Same
<b>Minutes:</b>	1, 2x, last at Villanova, 12/7/13	Same
	3, at Wichita State, 11/15/13	Same
	24, vs. Liberty, 11/23/13	Same

#### 2013-14 Game-by-Game

Opponent	Min	FG-A	3PT-A	FT-A	OR	DR	TR	F	A	TO	B	S	Pts
Mount St. Mary's	14	1-4	0-0	8-8	0	4	4	2	2	1	0	2	10
LSU	13	2-6	0-1	4-4	0	2	2	2	1	1	0	1	8
Wichita State	21	3-6	1-2	5-6	2	2	4	2	2	4	0	3	12
Drexel	10	2-2	0-0	3-3	0	1	1	2	1	2	0	0	7
Liberty	24	3-6	1-1	2-2	0	1	1	3	1	0	0	1	9
Princeton	19	4-8	0-1	2-2	0	2	2	1	2	0	0	2	10
Quinnipiac	23	6-9	0-0	0-0	0	2	2	0	0	0	0	1	12
Temple	16	4-9	0-1	2-3	1	1	2	3	1	0	1	0	10
Villanova	19	7-12	0-0	0-0	0	2	2	3	0	1	1	0	14



### Kelsey Berger

Senior • Forward • 5-11  
Mentor, Ohio  
Mentor / Air Force

Overall Stats: 6.0 ppg, 3.2 rpg, 0.7 apg



#### 2013-14:

- Started all nine games this season
- Played a season-best 37 minutes and added six points and six rebounds in win over Drexel.
- Matched her SJU career-high with 12 points, including career-best eight free throws against Mount St. Mary's
- Tallied seven points and had four rebounds at LSU
- Added nine points and four rebounds at Wichita State
- Added two points, two rebounds and two assists at Quinnipiac
- Scored eight points in win at Temple

<b>Points:</b>	<b>Season Highs</b>	<b>Career Highs</b>
<b>Field Goals:</b>	12, vs. Mount St. Mary's, 11/8/13	23, vs. Colorado State, 1/9/10
<b>Field Goals Att:</b>	4, at Wichita State, 11/15/13	9, vs. Colorado State, 1/9/10
<b>3-Pt Field Goals:</b>	9, at LSU, 11/10/13	16, 2x, last at Portland, 11/20/10
<b>3-Pt Field Goals Att:</b>	1, 2x, last at Wichita State, 11/15/13	5, 3x, last at Denver, 12/8/10
<b>Free Throws:</b>	6, at LSU, 11/10/13	7, at Denver, 12/8/10
<b>Free Throws Att:</b>	8, vs. Mount St. Mary's, 11/8/13	Same
<b>Offensive Rebounds:</b>	8, vs. Mount St. Mary's, 11/8/13	Same
<b>Defensive Rebounds:</b>	8, vs. Mount St. Mary's, 11/8/13	Same
<b>Total Rebounds:</b>	3, 2x, last vs. Liberty, 11/23/13	5, at Portland, 11/20/10
<b>Assists:</b>	6, vs. Drexel, 11/20/13	Same
<b>Blocks:</b>	6, vs. Drexel, 11/20/13	9, vs. Western State, 1/9/10
<b>Steals:</b>	2, 2x, last at Quinnipiac, 12/1/13	3, 6x, last at UCLA, 12/31/12
<b>Minutes:</b>	1, 2x, last vs. Drexel, 11/20/13	2, vs. Adams State, 11/17/09
	2, vs. Liberty, 11/23/13	4, at Texas A&M-CC, 11/13/09
	37, vs. Drexel, 11/20/13	38, vs. UNLV, 1/26/10

#### 2013-14 Game-by-Game

Opponent	Min	FG-A	3PT-A	FT-A	OR	DR	TR	F	A	TO	B	S	Pts
Mount St. Mary's	*34	2-7	0-1	8-8	3	2	5	3	0	1	0	0	12
LSU *	30	3-9	1-6	0-0	1	3	4	5	2	0	1	1	7
Wichita State *	29	4-9	1-3	0-0	0	4	4	4	0	2	0	0	9
Drexel *	37	3-8	0-1	0-0	0	6	6	1	1	1	1	0	6
Liberty *	12	0-2	0-2	0-0	3	2	5	4	1	1	0	2	0
Princeton *	21	2-5	0-1	2-2	1	2	3	2	0	2	0	1	6
Quinnipiac *	22	1-2	0-0	0-0	1	1	2	2	2	1	0	0	2
Temple *	28	3-8	0-0	2-2	0	0	0	2	0	0	1	0	8
Villanova *	28	1-3	1-1	1-2	0	0	0	1	0	0	0	0	4

\* - Denotes Game Started





## Natasha Cloud

Junior • Guard • 6-0  
Broomall, Pa.  
Cardinal O'Hara / Maryland

Overall Stats: 11.6 ppg, 5.8 rpg, 8.0 apg



- Atlantic 10 & Big 5 Co-Player of the Week (12/9)
- 2013-14 A-10 Preseason All-Conference Second Team
- 2013-14 Preseason A-10 All-Defensive Team

- 2013 A-10 Championship Most Outstanding Player
- 2013 A-10 All-Championship Team
- 2012-13 Atlantic 10 All-Defensive Team

### 2013-14:

- Started all nine games this season
- Had 13 assists and career-high 21 points in win at Temple
- Finished with 15 points, career-high 11 rebounds and nine assists in win at Wichita State
- Had a career-high 13 assists and scored nine points at Quinnipiac
- Scored 14 points and had eight assists and seven boards at Villanova

	Season Highs	Career Highs
Points:	21, at Temple, 12/4/13	Same
Field Goals:	6, 2x, last at Villanova, 12/7/13	7, at Dayton, 3/3/13
Field Goals Att:	13, at Wichita State, 11/15/13	18, vs. Temple, 2/17/13
3-Pt Field Goals:	2, at Temple, 12/4/13	2, 2x
3-Pt Field Goals Att:	5, at LSU, 11/10/13	Same
Free Throws:	9, at Temple, 12/4/13	Same
Free Throws Att:	10, at Temple, 12/4/13	Same
Offensive Rebounds:	2, 2x, last vs. Liberty, 11/23/13	4, 2x
Defensive Rebounds:	11, at Wichita State, 11/15/13	Same
Total Rebounds:	11, at Wichita State, 11/15/13	Same
Assists:	13, 2x, last at Temple, 12/4/13	Same
Blocks:	1, 4x, last at Villanova, 12/7/13	2, 3x
Steals:	4, at LSU, 11/10/13	6, at George Washington, 1/17/13
Minutes:	39, 2x, last at Wichita State, 11/15/13	45, at Fordham, 2/24/13

### 2013-14 Game-by-Game

Opponent	Min	FG-A	3PT-A	FT-A	OR	DR	TR	F	A	TO	B	S	Pts
Mount St. Mary's *	27	4-5	1-1	0-1	2	2	4	3	5	5	1	1	9
LSU *	39	3-10	1-5	2-4	0	4	4	3	6	4	0	4	9
Wichita State *	39	4-13	0-3	7-9	0	11	11	4	9	1	1	2	15
Drexel *	27	6-11	0-2	1-1	0	3	3	4	3	4	0	2	13
Liberty *	32	3-7	0-1	1-3	2	5	7	4	8	2	1	2	7
Princeton *	36	1-9	0-1	5-6	1	6	7	2	7	3	0	3	7
Quinnipiac *	31	4-7	1-2	0-0	0	3	3	4	13	3	0	0	9
Temple *	38	5-10	2-3	9-10	0	6	6	1	13	4	1	1	21
Villanova *	37	6-11	0-0	2-4	0	7	7	1	8	4	1	2	14

\* - Denotes Game Started



## Lisanne de Jonge

Freshman • Forward • 5-11-1  
Nijmegen, Netherlands  
Luzac College

Overall Stats: 1.0 ppg, 1.3 rpg, 0.3 apg



### 2013-14:

- Scored three points and had four rebounds in collegiate debut against Mount St. Mary's
- Grabbed two rebounds against #15/17 LSU
- Had two key steals and added two points and a blocked shot at Wichita State
- Tallied three points and had a blocked shots, an assist and rebound versus Quinnipiac
- Added two rebounds, an assist, a steal and a blocked shot at Temple
- Played 13 minutes in win over Drexel
- Played six minutes versus Liberty

	Season Highs
Points:	3, 2x, last at Quinnipiac, 12/1/13
Field Goals:	1, 3x, last at Quinnipiac, 12/1/13
Field Goals Att:	2, vs. Mount St. Mary's, 11/8/13
3-Pt Field Goals:	1, 2x, last at Quinnipiac, 12/1/13
3-Pt Field Goals Att:	1, 2x, last at Quinnipiac, 12/1/13
Free Throws:	Yet To Come
Free Throws Att:	Yet To Come
Offensive Rebounds:	1, 3x, last at Temple, 12/4/13
Defensive Rebounds:	3, vs. Mount St. Mary's, 11/8/13
Total Rebounds:	4, vs. Mount St. Mary's, 11/8/13
Assists:	1, at Quinnipiac, 12/1/13
Blocks:	1, 5x, last at Temple, 12/4/13
Steals:	2, at Wichita State, 11/15/13
Minutes:	17, vs. Mount St. Mary's, 11/8/13

### 2013-14 Game-by-Game

Opponent	Min	FG-A	3PT-A	FT-A	OR	DR	TR	F	A	TO	B	S	Pts
Mount St. Mary's	17	1-2	1-1	0-0	1	3	4	2	0	0	1	0	3
LSU	1	0-0	0-0	0-0	1	1	2	0	0	1	0	0	0
Wichita State	3	1-1	0-0	0-0	0	0	0	0	0	0	1	2	2
Drexel	13	0-0	0-0	0-0	0	0	0	2	0	0	0	0	0
Liberty	6	0-1	0-1	0-0	0	0	0	1	0	0	0	0	0
Princeton	10	0-1	0-1	0-0	0	1	1	1	0	1	1	0	0
Quinnipiac	13	1-1	1-1	0-0	0	1	1	0	1	1	1	0	3
Temple	9	0-0	0-0	0-0	1	1	2	3	1	0	1	1	0
Villanova													Did Not Play



**Sarah Fairbanks**  
 Sophomore • Forward • 6-1  
 Elizabethtown, Pa.  
 Elizabethtown

Overall Stats: 15.7 ppg, 6.9 rpg, 1.3 apg



• Big 5 Player of the Week (11/25)

**2013-14:**

- Started all nine games this season
- Had a career-high 21 points and added six rebounds in win over Drexel
- Tallied 18 points and added nine rebounds and two blocked shots at Wichita State
- Had a game-high 20 points and grabbed five rebounds against Liberty
- Scored a 17 points and added five rebounds, two blocked shots, two assists and two steals versus Mount St. Mary's
- Added 11 points and career-high nine rebounds at #15/17 LSU
- Had 17 points and nine rebounds versus Quinnipiac
- Had nine points and nine rebounds at Temple

<b>Points:</b>	<b>Season Highs</b>	<b>Career Highs</b>
<b>Field Goals:</b>	21, vs. Drexel, 11/20/13	Same
<b>Field Goals Att:</b>	9, vs. Drexel, 11/20/13	Same
<b>3-Pt Field Goals:</b>	13, at Quinnipiac, 12/1/13	Same
<b>3-Pt Field Goals Att:</b>	Yet To Come	Same
<b>Free Throws:</b>	2, vs. Mount St. Mary's, 11/8/13	Same
<b>Free Throws Att:</b>	8, vs. Liberty, 11/23/13	Same
<b>Offensive Rebounds:</b>	11, vs. Liberty, 11/23/13	Same
<b>Defensive Rebounds:</b>	4, at Wichita State, 11/15/13	4, 2x
<b>Total Rebounds:</b>	7, 2x, last at Temple, 12/4/13	7, 3x
<b>Assists:</b>	9, 3x, last at Temple, 12/4/13	Same
<b>Blocks:</b>	4, at Quinnipiac, 12/1/13	Same
<b>Steals:</b>	2, 3x, last at Temple, 12/4/13	3, vs. Lafayette, 12/5/12
<b>Minutes:</b>	2, 3x, last vs. Liberty, 11/23/13	Same
	37, vs. Liberty, 11/23/13	Same

**2013-14 Game-by-Game**

Opponent	Min	FG-A	3PT-A	FT-A	OR	DR	TR	F	A	TO	B	S	Pts
Mount St. Mary's *	30	7-12	0-2	3-4	3	2	5	3	2	2	2	2	17
LSU *	33	5-10	0-0	1-2	3	6	9	3	1	2	0	2	11
Wichita State *	34	6-9	0-0	6-10	4	5	9	5	0	1	2	0	18
Drexel *	32	9-12	0-0	3-3	3	3	6	5	1	1	0	0	21
Liberty *	37	6-12	0-0	8-11	2	3	5	1	1	3	1	2	20
Princeton *	33	6-9	0-0	4-5	1	5	6	3	0	0	0	1	16
Quinnipiac *	29	8-13	0-0	1-2	2	7	9	0	4	1	1	0	17
Temple *	33	3-7	0-0	3-4	2	7	9	4	1	2	2	0	9
Villanova *	28	6-10	0-0	0-0	0	4	4	3	2	3	1	1	12

\* - Denotes Game Started



**Kathleen Fitzpatrick**  
 Freshman • Guard • 5-9  
 Drexel Hill, Pa.  
 Academy of Notre Dame de Namur

Overall Stats: 2.0 ppg, 0.6 rpg, 0.4 apg



**2013-14:**

- Tallied 14 points and had an assists, blocked shot and steal versus Liberty
- Grabbed two rebounds and had two assists in collegiate debut versus Mount St. Mary's
- Played one minute against #15/17 LSU
- Played three minutes at Wichita State
- Added a rebound in win over Drexel
- Grabbed a rebound in win at Quinnipiac
- Played two minutes in win at Temple

**Season Highs**

<b>Points:</b>	14, vs. Liberty, 11/23/13
<b>Field Goals:</b>	6, vs. Liberty, 11/23/13
<b>Field Goals Att:</b>	8, vs. Liberty, 11/23/13
<b>3-Pt Field Goals:</b>	2, vs. Liberty, 11/23/13
<b>3-Pt Field Goals Att:</b>	3, vs. Liberty, 11/23/13
<b>Free Throws:</b>	Yet To Come
<b>Free Throws Att:</b>	Yet To Come
<b>Offensive Rebounds:</b>	2, vs. Mount St. Mary's, 11/8/13
<b>Defensive Rebounds:</b>	1, vs. Drexel, 11/20/13
<b>Total Rebounds:</b>	2, vs. Mount St. Mary's, 11/8/13
<b>Assists:</b>	2, vs. Mount St. Mary's, 11/8/13
<b>Blocks:</b>	1, vs. Liberty, 11/23/13
<b>Steals:</b>	1, vs. Liberty, 11/23/13
<b>Minutes:</b>	18, vs. Liberty, 11/23/13

**2013-14 Game-by-Game**

Opponent	Min	FG-A	3PT-A	FT-A	OR	DR	TR	F	A	TO	B	S	Pts
Mount St. Mary's	6	0-1	0-0	0-0	2	0	2	2	0	0	0	0	0
LSU	1	0-0	0-0	0-0	0	0	0	0	0	0	0	0	0
Wichita State	3	0-2	0-2	0-0	0	0	0	1	0	0	0	0	0
Drexel	1	0-1	0-1	0-0	0	1	1	0	0	0	0	0	0
Liberty	18	6-8	2-3	0-0	0	0	0	3	1	2	1	1	14
Princeton	6	0-2	0-2	0-0	0	0	0	2	0	0	0	0	0
Quinnipiac	2	0-2	0-1	0-0	0	1	1	0	0	0	0	0	0
Temple	2	0-0	0-0	0-0	0	0	0	0	0	0	1	0	0
Villanova													Did Not Play







### Geena Gomez

Freshman • Guard • 5-8  
Huntington Beach, Calif.  
Edison

Overall Stats: 1.0 ppg, 0.4 rpg, 0.3 apg



#### 2013-14:

- Scored five points in collegiate debut versus Mount St. Mary's
- Played a minute at #15/17 LSU
- Scored two points and had three rebounds and an assist at Wichita State
- Played two minutes in win over Drexel
- Had an assist against Liberty
- Played two minutes in win over Quinnipiac
- Played three minutes in win at Temple

#### Season Highs

**Points:** 5, vs. Mount St. Mary's, 11/8/13  
**Field Goals:** 2, vs. Mount St. Mary's, 11/8/13  
**Field Goals Att:** 4, vs. Mount St. Mary's, 11/8/13  
**3-Pt Field Goals:** Yet To Come  
**3-Pt Field Goals Att:** 1, 3x, last at Wichita State, 11/15/13  
**Free Throws:** 1, vs. Mount St. Mary's, 11/8/13  
**Free Throws Att:** 2, vs. Mount St. Mary's, 11/8/13  
**Offensive Rebounds:** Yet To Come  
**Defensive Rebounds:** 3, at Wichita State, 11/15/13  
**Total Rebounds:** 3, at Wichita State, 11/15/13  
**Assists:** 1, at Wichita State, 11/15/13  
**Blocks:** Yet To Come  
**Steals:** Yet To Come  
**Minutes:** 12, at Wichita State, 11/15/13

### 2013-14 Game-by-Game

Opponent	Min	FG-A	3PT-A	FT-A	OR	DR	TR	F	A	TO	B	S	Pts
Mount St. Mary's	8	2-4	0-1	1-2	0	0	0	1	0	0	0	0	5
LSU	1	0-1	0-1	0-0	0	0	0	0	0	0	0	0	0
Wichita State	12	1-3	0-1	0-0	0	3	3	1	1	1	0	0	2
Drexel	2	0-0	0-0	0-0	0	0	0	0	0	0	0	0	0
Liberty	3	0-2	0-0	0-0	0	0	0	1	1	0	1	0	0
Princeton	1	0-0	0-0	0-0	0	0	0	1	0	0	0	0	0
Quinnipiac	2	0-0	0-0	0-0	0	0	0	0	0	0	0	0	0
Temple	3	0-0	0-0	0-0	0	0	0	0	0	1	0	0	0
Villanova													

Did Not Play



### Ilze Gotfrida

Senior • Forward • 6-0  
Dobeles, Latvia  
Rigas Secondary School No. 49

Overall Stats: 9.4 ppg, 4.7 rpg, 1.07 apg



#### 2013-14:

- Started all eight games this season
- Had a season-high 20 points on 10-of-16 shooting and matched her career-high with nine rebounds at Quinnipiac
- Hit two-three pointers and finished with 12 points and seven rebounds at Temple
- Added four points and two rebounds at #15/17 LSU
- Went 5-of-6 from the field and 1-of-2 from the foul line for 11 points at Wichita State
- Tallied eight points and had six rebounds and two assists versus Drexel
- Had 16 points and seven rebounds at Princeton

#### Season Highs

**Points:** 20, at Quinnipiac, 12/1/13  
**Field Goals:** 10, at Quinnipiac, 12/1/13  
**Field Goals Att:** 16, at Quinnipiac, 12/1/13  
**3-Pt Field Goals:** 2, at Temple, 12/4/13  
**3-Pt Field Goals Att:** 2, at Temple, 12/4/13  
**Free Throws:** 2, 4x, last at Temple, 12/4/13  
**Free Throws Att:** 4, at LSU, 11/10/13  
**Offensive Rebounds:** 2, 3x, last at Villanova, 12/7/13  
**Defensive Rebounds:** 9, at Quinnipiac, 12/1/13  
**Total Rebounds:** 9, at Quinnipiac, 12/1/13  
**Assists:** 2, 4x, last at Villanova, 12/7/13  
**Blocks:** 1, at Wichita State, 11/15/13  
**Steals:** 1, at LSU, 11/10/13  
**Minutes:** 34, at Quinnipiac, 12/1/13

#### Career Highs

21, vs. St. Bonaventure, 1/26/13  
 10, 2x  
 Same  
 Same  
 3, at Hofstra, 11/25/12  
 4, 3x  
 5, 2x  
 5, vs. St. Bonaventure, 1/26/13  
 Same  
 9, 2x  
 3, 3x  
 1, 7x  
 3, 2x  
 39, vs. Maryland, 11/17/12

### 2013-14 Game-by-Game

Opponent	Min	FG-A	3PT-A	FT-A	OR	DR	TR	F	A	TO	B	S	Pts
Mount St. Mary's	*16	2-4	0-0	0-0	0	2	2	3	2	2	0	0	4
LSU *	29	1-7	0-0	2-4	1	1	2	4	0	1	0	1	4
Wichita State *	29	5-6	0-0	1-2	2	2	4	5	0	3	1	0	11
Drexel *	28	3-7	0-1	2-2	1	5	6	0	2	1	0	0	8
Liberty *	22	3-6	0-0	0-0	0	1	1	3	1	0	0	0	6
Princeton *	24	7-12	0-0	2-2	2	5	7	4	0	0	0	0	16
Quinnipiac *	34	10-16	0-1	0-0	0	9	9	3	0	2	0	0	20
Temple *	29	4-9	2-2	2-2	2	5	7	3	2	4	0	0	12
Villanova *	33	2-6	0-1	0-0	2	2	4	1	2	1	0	0	4

\* - Denotes Game Started





### Jessica Pongonis

Freshman • Forward • 6-1  
Fishers, Ind.  
Hamilton Southeastern

Overall Stats: 3.1 ppg, 2.2 rpg, 0.6 apg



#### 2013-14:

- Scored 10 points and had three rebounds in collegiate debut against Mount St. Mary's
- Had seven points and three rebounds in win over Drexel
- Tallied two points and had four rebounds versus #15/17 LSU
- Added two points and three rebounds at Wichita State
- Had a season-high three steals and added two points versus Liberty
- Grabbed four rebounds and added two points and a blocked shot at Quinnipiac
- Scored two points and had two rebounds at Temple

<b>Points:</b>	<b>Season Highs</b>
<b>Field Goals:</b>	10, vs. Mount St. Mary's, 11/8/13
<b>Field Goals Att:</b>	3, vs. Mount St. Mary's, 11/8/13
<b>3-Pt Field Goals:</b>	5, vs. Mount St. Mary's, 11/8/13
<b>3-Pt Field Goals Att:</b>	Yet To Come
<b>Free Throws:</b>	2, vs. Mount St. Mary's, 11/8/13
<b>Free Throws Att:</b>	5, vs. Drexel, 11/20/13
<b>Offensive Rebounds:</b>	6, 2x, last vs. Drexel, 11/20/13
<b>Defensive Rebounds:</b>	2, 2x, last vs. Drexel, 11/20/13
<b>Total Rebounds:</b>	4, at Quinnipiac, 12/1/13
<b>Assists:</b>	4, 2x, last at Quinnipiac, 12/1/13
<b>Blocks:</b>	2, vs. Liberty, 11/23/13
<b>Steals:</b>	1, 3x, last at Wichita State, 11/15/13
<b>Minutes:</b>	3, vs. Liberty, 11/23/13
	20, vs. Mount St. Mary's, 11/8/13

#### 2013-14 Game-by-Game

Opponent	Min	FG-A	3PT-A	FT-A	OR	DR	TR	F	A	TO	B	S	Pts
Mount St. Mary's	20	3-5	0-2	4-6	0	3	3	2	1	1	1	0	10
LSU	14	1-3	0-0	0-0	1	3	4	1	0	0	1	1	2
Wichita State	15	1-4	0-0	0-0	2	1	3	5	1	1	1	0	2
Drexel	14	1-2	0-0	5-6	2	1	3	0	1	1	0	1	7
Liberty	16	0-1	0-0	2-2	0	0	0	2	2	1	0	3	2
Princeton	17	0-1	0-0	1-2	1	0	1	3	0	0	0	0	1
Quinnipiac	8	1-2	0-0	0-0	0	4	4	4	0	0	1	0	2
Temple	8	1-1	0-0	0-0	0	2	2	1	0	0	0	0	2
Villanova	3	0-2	0-1	0-0	0	0	0	0	0	0	0	0	0



### Ashley Robinson

Redshirt-Junior • Forward • 6-2  
Warrington, Pa.  
Archbishop Wood

Overall Stats: 0.0 ppg, 4.0 rpg, 2.0 apg



#### 2013-14:

- Played first game of the season at Villanova, finishing with four rebounds and two assists
- Missed the opening eight games of the season due to an arm injury

<b>Points:</b>	<b>Season Highs</b>	<b>Career Highs</b>
<b>Field Goals:</b>	Yet To Come	18, at Princeton, 11/11/11
<b>Field Goals Att:</b>	Yet To Come	5, vs. Dartmouth, 11/18/11
<b>3-Pt Field Goals:</b>	3, at Villanova, 12/7/13	9, at Dayton, 3/3/13
<b>3-Pt Field Goals Att:</b>	Yet To Come	Same
<b>Free Throws:</b>	Yet To Come	Same
<b>Free Throws Att:</b>	Yet To Come	10, at Princeton, 11/11/11
<b>Offensive Rebounds:</b>	2, at Villanova, 12/7/13	10, at Princeton, 11/11/11
<b>Defensive Rebounds:</b>	2, at Villanova, 12/7/13	6, at UCLA, 12/31/12
<b>Total Rebounds:</b>	4, at Villanova, 12/7/13	9, vs. St. Bonaventure, 3/4/12
<b>Assists:</b>	2, at Villanova, 12/7/13	10, 2x
<b>Blocks:</b>	Yet To Come	3, 2x
<b>Steals:</b>	Yet To Come	3, 2x
<b>Minutes:</b>	16, at Villanova, 12/7/13	2, 5x
		41, vs. Temple, 2/17/13

#### 2013-14 Game-by-Game

Opponent	Min	FG-A	3PT-A	FT-A	OR	DR	TR	F	A	TO	B	S	Pts
Mount St. Mary's													Did Not Play - Injury
LSU													Did Not Play - Injury
Wichita State													Did Not Play - Injury
Drexel													Did Not Play - Injury
Liberty													Did Not Play - Injury
Princeton													Did Not Play - Injury
Quinnipiac													Did Not Play - Injury
Temple													Did Not Play - Injury
Villanova	16	0-3	0-0	0-0	2	2	4	0	2	1	0	0	0





## Mackenzie Rule

Freshman • Guard • 5-6  
West Chester, Pa.  
Cardinal O'Hara

Overall Stats: 0.0 ppg, 0.0 rpg, 0.0 apg



### 2013-14:

- Yet to play this season

	Season Highs
Points:	Yet To Come
Field Goals:	Yet To Come
Field Goals Att:	Yet To Come
3-Pt Field Goals:	Yet To Come
3-Pt Field Goals Att:	Yet To Come
Free Throws:	Yet To Come
Free Throws Att:	Yet To Come
Offensive Rebounds:	Yet To Come
Defensive Rebounds:	Yet To Come
Total Rebounds:	Yet To Come
Assists:	Yet To Come
Blocks:	Yet To Come
Steals:	Yet To Come
Minutes:	Yet To Come

### 2013-14 Game-by-Game

Opponent	Min	FG-A	3PT-A	FT-A	OR	DR	TR	F	A	TO	B	S	Pts
Mount St. Mary's													
LSU													
Wichita State													
Drexel													
Liberty													
Princeton													
Quinnipiac													
Temple													
Villanova													



## Erin Shields

Senior • Guard • 5-6  
Drexel Hill, Pa.  
Archbishop Carroll

Overall Stats: 15.3 ppg, 2.6 rpg, 2.4 apg



- 2013-14 Preseason A-10 All-Conference Second Team
- 2012-13 Atlantic 10 Most Improved Player
- 2012-13 Atlantic 10 All-Conference Third Team
- 6th All-time in career three-pointers (188)

### 2013-14:

- Started all nine games this season
- Had a season-high seven assists and added 19 points at Quinnipiac
- Had 15 points and six rebounds at Villanova
- Matched career-high with seven three-pointers and finished with 23 points at #15/17 LSU
- Scored 15 points and had two assists in win over Mount St. Mary's
- Had a season-high four assists and added eight points versus Drexel
- Finished with 19 points, three assists and three rebounds against Liberty

	Season Highs	Career Highs
Points:	23, at LSU, 11/10/13	28, at Dayton, 3/3/13
Field Goals:	8, 2x, last at Quinnipiac, 12/1/13	9, 2x
Field Goals Att:	16, at LSU, 11/10/13	19, at Dayton, 3/3/13
3-Pt Field Goals:	7, at LSU, 11/10/13	7, 2x
3-Pt Field Goals Att:	12, at LSU, 11/10/13	12, 3x
Free Throws:	8, vs. Liberty, 11/23/13	Same
Free Throws Att:	8, vs. Liberty, 11/23/13	Same
Offensive Rebounds:	1, vs. Liberty, 11/23/13	2, 2x
Defensive Rebounds:	6, at Villanova, 12/7/13	6, 2x
Total Rebounds:	6, at Villanova, 12/7/13	7, at Dayton, 1/29/11
Assists:	7, at Quinnipiac, 12/1/13	9, vs. UMBC, 12/29/12
Blocks:	1, vs. Mount St. Mary's, 11/8/13	2, vs. Temple, 2/17/13
Steals:	2, 2x, last at Temple, 12/4/13	3, 3x
Minutes:	40, at Wichita State, 11/15/13	44, vs. Temple, 2/17/13

### 2013-14 Game-by-Game

Opponent	Min	FG-A	3PT-A	FT-A	OR	DR	TR	F	A	TO	B	S	Pts
Mount St. Mary's	*28	5-9	3-6	2-2	0	1	1	1	2	0	1	1	15
LSU *	39	8-16	7-12	0-0	0	1	1	2	0	3	0	1	23
Wichita State *	40	1-8	1-6	7-7	0	1	1	2	2	2	0	1	10
Drexel *	36	2-5	2-5	2-2	0	3	3	2	4	2	0	1	8
Liberty *	30	4-10	3-8	8-8	1	2	3	1	3	4	0	2	19
Princeton *	33	6-11	3-7	3-4	0	2	2	0	2	2	0	1	18
Quinnipiac *	36	8-14	3-7	0-0	0	5	5	1	7	3	0	0	19
Temple *	34	3-8	3-6	2-2	0	1	1	1	1	4	0	2	11
Villanova *	36	5-9	3-6	2-2	0	6	6	2	1	1	0	0	15

\* - Denotes Game Started





# 2013-14 SAINT JOSEPH'S BASKETBALL NOTES - PAGE 15

## Game 1 • November 8, 2013 • Hagan Arena Saint Joseph's - 85, Mount St. Mary's - 57

The reigning Atlantic 10 champion Saint Joseph's Hawks received their rings and raised a championship banner to the rafters, then picked up where last season left off as SJU downed Mount St. Mary's, 85-57, in the First Round of the Preseason WNIT.

Backed by a career-high 17 points from **Sarah Fairbanks** and 15 points from **Erin Shields**, Saint Joseph's took control from the start as it ran out to a 17-1 lead. The Hawks hit 6-of-8 from the field and 3-of-4 from the foul line, while holding the Mountaineers to 0-of-5 from the floor and caused four turnovers.

Shooting 55.6 percent (15-of-27) in the opening half, Saint Joseph's would allow Mount St. Mary's to get no closer in the half than 12 points, while expanding their lead to as many as 27 before taking a 51-28 lead into halftime.

The Hawks continued to hold Mount St. Mary's at a distance in the second half opening their lead to as many as 30 as they outscored the Mountaineers 34-29 in the final period for the 85-57 victory.

Mount St. Mary's	Min.	FG-A	3PT	FT-A	OR	DR	TR	F	A	TO	B	S	Pts.
Grossett, f	20	1-5	1-3	1-2	1	2	3	3	1	2	0	0	4
Kaufman, f	30	4-8	2-5	3-4	1	2	3	2	0	1	0	0	13
Christie, g	34	0-5	0-3	0-0	2	0	2	3	1	2	0	0	0
Henderson, g	28	8-15	2-6	3-4	0	1	1	3	2	3	0	0	21
Brewer, g	16	0-2	0-1	0-0	0	1	1	0	0	1	0	2	0
Belanger-Finn	6	0-2	0-1	2-3	0	1	1	0	0	0	0	0	2
Leftwich	1	0-0	0-0	0-0	0	0	0	1	0	0	0	0	0
Powell	4	0-0	0-0	0-0	1	2	3	0	0	1	0	0	0
Chickey	25	3-6	0-0	4-4	2	3	5	4	0	3	0	0	10
Carney	11	0-2	0-1	1-2	1	0	1	5	0	1	0	0	1
Mathews	15	2-3	0-0	0-1	0	1	1	1	2	0	2	2	4
Eisenhard	10	0-2	0-0	2-4	2	0	2	2	1	0	0	0	2
Team					1	1	2			3			
<b>Totals</b>	<b>200</b>	<b>18-50</b>	<b>5-20</b>	<b>16-24</b>	<b>11</b>	<b>14</b>	<b>25</b>	<b>24</b>	<b>7</b>	<b>17</b>	<b>2</b>	<b>4</b>	<b>57</b>

Saint Joseph's	Min.	FG-A	3PT	FT-A	OR	DR	TR	F	A	TO	B	S	Pts.
Gotfrida, f	16	2-4	0-0	0-0	0	2	2	3	2	2	0	0	4
Berger, f	34	2-7	0-1	8-8	3	2	5	3	0	1	0	0	12
Fairbanks, f	30	7-12	0-2	3-4	3	2	5	3	2	2	2	2	17
Shields, g	28	5-9	3-6	2-2	0	1	1	1	2	0	1	1	15
Cloud, g	27	4-5	1-1	0-1	2	2	4	3	5	5	1	1	9
de Jonge	17	1-2	1-1	0-0	1	3	4	2	0	0	1	0	3
Fitzpatrick	6	0-1	0-0	0-0	2	0	2	2	2	0	0	0	0
Gomez	8	2-4	0-1	1-2	0	0	0	1	0	0	0	0	5
Andrews	14	1-4	0-0	8-8	0	4	4	2	2	1	0	2	10
Pongonis	20	3-5	0-2	4-6	0	3	3	2	1	1	1	0	10
Team					3	6	9						
<b>Totals</b>	<b>200</b>	<b>27-53</b>	<b>5-14</b>	<b>26-31</b>	<b>14</b>	<b>25</b>	<b>39</b>	<b>22</b>	<b>16</b>	<b>12</b>	<b>6</b>	<b>6</b>	<b>85</b>

**Halftime:** Saint Joseph's, 51-28    **Deadball Rebounds:** Mount St. Mary's, 4-3  
**Attendance:** 1,523    **Officials:** DePaul, Sparrock, Peterkinn  
**FG %:** Saint Joseph's - 50.9%, Mount St. Mary's - 36.0%  
**3-PT FG %:** Saint Joseph's - 35.7%, Mount St. Mary's - 25.0%  
**FT %:** Saint Joseph's - 83.9%, Mount St. Mary's - 66.7%

## Game 2 • November 10, 2013 • Maravich Center #15/17 LSU - 80, Saint Joseph's - 64

A 17-5 run to close the first half was the difference as Saint Joseph's fell at #15 LSU, 80-64, in the Quarterfinals of the Preseason WNIT.

Falling behind 10 early, Saint Joseph's fought back to within a possession, 23-20, on a layup by **Sarah Fairbanks** at 5:35.

From there though, the Tiger opened up their lead to 15 points by halftime, using a 17-5 run to end the first period and take a 40-25 edge into the second stanza.

Saint Joseph's scored the first basket of the second half, but LSU answered with a 9-0 run to open its biggest lead, 49-27, on a Danielle Ballard layup at 17:51.

Despite the deficit, the Hawks continued to fight and chipped away at the Tigers' advantage. Behind a 17-6 run, Saint Joseph's cut LSU's lead to single digits as a **Erin Shields'** three-pointer made it a 55-46 game with 12:59 to play.

The Hawks would continue to hang around, trailing 64-54 with under seven minutes to play, but they'd get no closer as LSU held them at a distance over the final minutes.

Saint Joseph's	Min.	FG-A	3PT	FT-A	OR	DR	TR	F	A	TO	B	S	Pts.
Gotfrida, f	29	1-7	0-0	2-4	1	1	2	4	0	1	0	1	4
Berger, f	30	3-9	1-6	0-0	1	3	4	5	2	0	1	1	7
Fairbanks, f	33	5-10	0-0	1-2	3	6	9	3	1	2	0	2	11
Shields, g	39	8-16	7-12	0-0	0	1	1	2	0	3	0	1	23
Cloud, g	39	3-10	1-5	2-4	0	4	4	3	6	4	0	4	9
de Jonge	1	0-0	0-0	0-0	1	1	2	0	0	1	0	0	0
Fitzpatrick	1	0-0	0-0	0-0	0	0	0	0	0	0	0	0	0
Gomez	1	0-1	0-1	0-0	0	0	0	0	0	0	0	0	0
Andrews	13	2-6	0-1	4-4	0	2	2	2	1	1	0	1	8
Pongonis	14	1-3	0-0	0-0	1	3	4	1	0	0	1	1	2
Team					1	1	2						
<b>Totals</b>	<b>200</b>	<b>23-62</b>	<b>9-25</b>	<b>9-14</b>	<b>8</b>	<b>22</b>	<b>30</b>	<b>20</b>	<b>10</b>	<b>12</b>	<b>2</b>	<b>11</b>	<b>64</b>

LSU	Min.	FG-A	3PT	FT-A	OR	DR	TR	F	A	TO	B	S	Pts.
Boykin, f	14	1-5	0-0	0-0	3	0	3	0	0	0	0	0	2
Plaisance, f	25	6-14	1-3	2-2	3	4	7	1	2	2	1	0	15
Moncrief, g	19	4-8	0-0	1-2	2	4	6	2	0	2	0	0	9
Harden, g	36	5-15	3-10	6-7	1	4	5	1	2	2	0	5	19
Ballard, g	30	6-11	0-0	0-0	4	5	9	3	7	4	0	2	12
Pedersen	16	2-2	0-0	2-2	0	3	3	2	1	1	0	0	6
Kenney	17	0-2	0-2	0-1	0	5	5	1	2	1	0	0	0
Rhodes	7	1-1	0-0	1-1	1	1	2	1	0	1	0	1	3
Hill	21	1-1	0-0	3-4	0	0	0	5	1	0	0	1	5
McKinney	15	4-6	0-0	1-3	3	1	4	1	1	1	1	0	9
Team					0	6	6						
<b>Totals</b>	<b>200</b>	<b>22-59</b>	<b>2-12</b>	<b>14-22</b>	<b>18</b>	<b>29</b>	<b>47</b>	<b>18</b>	<b>13</b>	<b>15</b>	<b>1</b>	<b>4</b>	<b>60</b>

**Halftime:** LSU, 33-27    **Deadball Rebounds:** Saint Joseph's, 3-2  
**Attendance:** 2,623    **Officials:** Koch, Marsh, Gallien  
**FG %:** Saint Joseph's - 37.1%, LSU - 46.2%  
**3-PT FG %:** Saint Joseph's - 36.0%, LSU - 26.7%  
**FT %:** Saint Joseph's - 64.3%, LSU - 72.7%





# 2013-14 SAINT JOSEPH'S BASKETBALL NOTES - PAGE 16

## Game 3 • November 15, 2013 • Koch Center Saint Joseph's - 81, Wichita State - 73

## Game 4 • November 20, 2013 • Hagan Arena Saint Joseph's - 70, Drexel - 52

Trailing by as many as 16 points in the second half, Saint Joseph's forced overtime in the final moment and went on to defeat Wichita State, 81-73, in overtime.

Down 47-31 at the 12 minute mark, the Hawks fought back to make it a 69-63 game in the final minute. A free throw by **Natasha Cloud** and a pair of missed free throws at the other end by Michaela Dapprich gave the Hawks the ball with 18 seconds remaining.

On the ensuing play, **Erin Shields** was fouled on a three-point attempt and calmly made all three free throws to bring the Hawks within a basket, 69-67, with 11 seconds remaining.

Off the inbounds, the Hawks trapped Wichita State's Alex Harden at midcourt, allowing SJU's **Lisanne de Jonge** to steal the ball and pass to teammate **Ciara Andrews**. With the final seconds ticking away, Andrews drove up the left wing and layed in the game-tying basket with 1.5 seconds to go.

Tied at 69-69 to start overtime, Saint Joseph's fell behind early, 73-71, on a three-pointer by Marissa Preston less than two minutes in.

From there though, Saint Joseph's took control. A pair of Cloud free throws tied the game at 73-73, while a midcourt steal and layup by de Jonge gave the Hawks the lead for good, 75-73, at 2:35.

Andrews, Shields and Cloud would combine to go 6-for-6 from the foul line from there, while Saint Joseph's defense held the Shockers to 0-for-7 from the floor to close out the extra frame.

Saint Joseph's	Min.	FG-A	3PT	FT-A	OR	DR	TR	F	A	TO	B	S	Pts.
Gotfrida, f	29	5-6	0-0	1-2	2	2	4	5	0	3	1	0	11
Berger, f	29	4-9	1-3	0-0	0	4	4	4	0	2	0	0	9
Fairbanks, f	34	6-9	0-0	6-10	4	5	9	5	0	1	2	0	18
Shields, g	40	1-8	1-6	7-7	0	1	1	2	2	2	0	1	10
Cloud, g	39	4-13	0-3	7-9	0	11	11	4	9	1	1	2	15
de Jonge	3	1-1	0-0	0-0	0	0	0	0	0	0	1	2	2
Fitzpatrick	3	0-2	0-2	0-0	0	0	0	1	0	0	0	0	0
Gomez	12	1-3	0-1	0-0	0	3	3	1	1	1	0	0	2
Andrews	21	3-6	1-2	5-6	2	2	4	2	2	4	0	3	12
Pongonis	15	1-4	0-0	0-0	2	1	3	5	1	1	1	0	2
Team					6	0	6				3		
<b>Totals</b>	<b>225</b>	<b>26-61</b>	<b>3-17</b>	<b>26-34</b>	<b>16</b>	<b>29</b>	<b>45</b>	<b>29</b>	<b>15</b>	<b>18</b>	<b>6</b>	<b>8</b>	<b>81</b>

Wichita State	Min.	FG-A	3PT	FT-A	OR	DR	TR	F	A	TO	B	S	Pts.
Bonner, g	34	5-10	0-1	2-5	1	2	3	5	1	3	0	2	12
Harden, g	44	4-11	0-1	7-10	4	5	9	4	7	2	1	1	15
Jacobs, f	22	2-4	0-0	1-2	1	2	3	5	2	2	3	2	5
Price, f	34	6-10	0-0	2-5	2	6	8	5	1	5	0	1	14
Dapprich, Mi., f	17	1-5	1-3	7-12	0	0	0	2	1	1	1	0	10
Agnello	30	3-6	0-0	0-2	1	2	3	2	3	0	0	1	6
Decker	35	1-5	1-4	5-5	1	3	4	0	0	4	0	1	8
Preston	5	1-2	1-2	0-0	0	0	0	1	0	0	0	0	3
Chapel	4	0-0	0-0	0-0	0	0	0	2	0	1	0	0	0
Dapprich, Mo.	0+	0-0	0-0	0-0	0	0	0	0	0	0	0	0	0
Team					1	2	3						
<b>Totals</b>	<b>225</b>	<b>23-53</b>	<b>3-11</b>	<b>24-41</b>	<b>11</b>	<b>22</b>	<b>33</b>	<b>26</b>	<b>15</b>	<b>18</b>	<b>5</b>	<b>8</b>	<b>73</b>

**Halftime:** Wichita State, 30-23    **Deadball Rebounds:** Wichita State, 7-5  
**Attendance:** 1,970    **Officials:** Knight, Marshall, Kramer  
**FG %:** Saint Joseph's - 42.6%, Wichita State - 43.4%  
**3-PT FG %:** Saint Joseph's - 17.6%, Wichita State - 27.3%  
**FT %:** Saint Joseph's - 76.5%, Wichita State - 58.5%

Shooting 54.2 percent and leading for a majority of the game, Saint Joseph's downed Drexel, 70-52.

After a back-and-forth opening seven minutes, Saint Joseph's found itself down by one, 13-12, to the Dragons. From there though, the Hawks took control of the game, using an 11-0 run to open a 23-13 advantage on a pair of free throws by **Jessica Pongonis** at 9:41.

Saint Joseph's lead would swell to as many as 15 before entering halftime ahead 37-26. The Hawks, who led for just the second time this year at the half, shot 57.7 percent from the floor in the opening stanza (15-of-26) as Fairbanks scored 13 of the team's first 17 points.

In the second half, the Hawks would continue to hold Drexel at a double-digit distance, never allowing the Dragons to come closer than 10 points, while SJU opened its lead to as many as 19 three times in the final five minutes.

Drexel	Min.	FG-A	3PT	FT-A	OR	DR	TR	F	A	TO	B	S	Pts.
Redick, f	14	1-1	0-0	0-0	0	0	0	2	1	2	0	0	2
Curran, f	29	5-13	0-1	2-2	5	2	7	2	0	1	1	1	12
Creighton, g	33	1-4	0-3	2-6	0	1	1	3	5	1	0	0	4
Pearson, g	23	2-6	2-5	2-2	0	3	3	0	1	0	0	0	8
Flanagan, g	35	3-6	1-2	0-0	3	1	4	2	3	0	0	0	7
Thierolf	1	0-0	0-0	0-0	0	0	0	0	0	0	0	0	0
Alexander	23	2-9	0-0	4-4	2	1	3	1	0	3	0	1	8
Smith	16	1-7	0-1	0-0	0	1	1	1	1	2	0	1	2
Schluth	26	4-5	0-0	1-3	1	3	4	4	1	2	0	2	9
Team					0	5	5			1			
<b>Totals</b>	<b>200</b>	<b>19-51</b>	<b>3-12</b>	<b>11-17</b>	<b>11</b>	<b>17</b>	<b>28</b>	<b>15</b>	<b>12</b>	<b>12</b>	<b>1</b>	<b>5</b>	<b>52</b>

Saint Joseph's	Min.	FG-A	3PT	FT-A	OR	DR	TR	F	A	TO	B	S	Pts.
Gotfrida, f	28	3-7	0-1	2-2	1	5	6	0	2	1	0	0	8
Berger, f	37	3-8	0-1	0-0	0	6	6	1	1	1	1	0	6
Fairbanks, f	32	9-12	0-0	3-3	3	3	6	5	1	1	0	0	21
Shields, g	36	2-5	2-5	2-2	0	3	3	2	4	2	0	1	8
Cloud, g	27	6-11	0-2	1-1	0	3	3	4	3	4	0	2	13
de Jonge	13	0-0	0-0	0-0	0	0	0	2	0	0	0	0	0
Fitzpatrick	1	0-1	0-1	0-0	0	1	1	0	0	0	0	0	0
Gomez	2	0-0	0-0	0-0	0	0	0	0	0	0	0	0	0
Andrews	10	2-2	0-0	3-3	0	1	1	2	1	2	0	0	7
Pongonis	14	1-2	0-0	5-6	2	1	3	0	1	1	0	1	7
Team					0	1	1						
<b>Totals</b>	<b>200</b>	<b>26-48</b>	<b>2-10</b>	<b>16-17</b>	<b>6</b>	<b>24</b>	<b>30</b>	<b>16</b>	<b>13</b>	<b>12</b>	<b>1</b>	<b>4</b>	<b>70</b>

**Halftime:** Saint Joseph's, 37-26    **Deadball Rebounds:** Drexel, 3-0  
**Attendance:** 1,251    **Officials:** DePaul, Sparrock, Peterkinn  
**FG %:** Saint Joseph's - 54.1%, Drexel - 37.3%  
**3-PT FG %:** Saint Joseph's - 20.0%, Drexel - 25.0%  
**FT %:** Saint Joseph's - 94.1%, Drexel - 64.7%





# 2013-14 SAINT JOSEPH'S BASKETBALL NOTES - PAGE 17

## Game 5 • November 23, 2013 • Hagan Arena Saint Joseph's - 77, Liberty - 65

Backed by a 26-7 run midway through the second half, Saint Joseph's topped Liberty, 77-65.

Up 48-44 with 12:31 to play, Saint Joseph's asserted itself on both ends of the court over the next eight minutes as it took control of the game. Sparked by a **Sarah Fairbanks** layup off a pass from **Jessica Pongonis**, the Hawks would hit eight of its next 12 shots, and go 4-of-4 from the foul line as a pair of Pongonis free throws put SJU ahead 73-51 at 4:12.

Saint Joseph's defense, which created 24 turnovers and held the Lady Flames to just 31.7 percent shooting (20-of-63), forced five turnovers and held Liberty to 0-for-8 from the floor during its run, conceding all seven points from the foul line.

In a tight first half, the Hawks held a 29-21 advantage, but Liberty stormed back to finish the period, using an 11-6 run to make it just a 35-32 game.

The Lady Flames would tie the game at 36-36 early into the second half, but Saint Joseph's pushed the lead to a two-possession game before going on its run to pull away.

Liberty	Min.	FG-A	3PT	FT-A	OR	DR	TR	F	A	TO	B	S	Pts.
Kearney, f	26	1-5	0-0	6-6	1	1	2	2	0	2	0	1	8
Rinninger, f	27	7-11	0-0	1-1	7	7	14	1	1	1	1	1	15
Sanders, g	13	2-11	1-6	0-0	2	2	4	2	0	2	0	1	5
Ellis, g	18	0-5	0-4	1-2	1	2	3	4	1	5	0	1	1
Frazier, g	27	4-10	1-4	1-1	1	2	3	2	1	3	0	3	10
Miller	14	0-2	0-2	0-0	2	1	3	3	3	2	0	0	0
Fisher-Davis	4	0-1	0-1	0-0	0	0	0	0	0	0	0	0	0
Brown	24	0-4	0-2	2-2	1	1	2	3	1	3	0	0	2
Hanson	20	4-8	0-0	0-0	1	2	3	2	1	3	0	0	8
Adams	27	2-6	0-0	12-16	5	4	9	3	1	2	0	1	16
Team					7	2	9			1			
<b>Totals</b>	<b>200</b>	<b>20-63</b>	<b>2-19</b>	<b>23-28</b>	<b>28</b>	<b>24</b>	<b>52</b>	<b>22</b>	<b>9</b>	<b>24</b>	<b>1</b>	<b>8</b>	<b>65</b>

Saint Joseph's	Min.	FG-A	3PT	FT-A	OR	DR	TR	F	A	TO	B	S	Pts.
Gotfrida, f	22	3-6	0-0	0-0	0	1	1	3	1	0	0	0	6
Berger, f	12	0-2	0-2	0-0	3	2	5	4	1	1	0	2	0
Fairbanks, f	37	6-12	0-0	8-11	2	3	5	1	1	3	1	2	20
Shields, g	30	4-10	3-8	8-8	1	2	3	1	3	4	0	2	19
Cloud, g	32	3-7	0-1	1-3	2	5	7	4	8	2	1	2	7
de Jonge	6	0-1	0-1	0-0	0	0	0	1	0	0	0	0	0
Fitzpatrick	18	6-8	2-3	0-0	0	0	0	3	1	2	1	1	14
Gomez	3	0-2	0-0	0-0	0	0	0	1	1	0	1	0	0
Andrews	24	3-6	1-1	2-2	0	1	1	3	1	0	0	1	9
Pongonis	16	0-1	0-0	2-2	0	0	0	2	2	1	0	3	2
Team					0	2	2						
<b>Totals</b>	<b>200</b>	<b>25-55</b>	<b>6-16</b>	<b>21-26</b>	<b>8</b>	<b>16</b>	<b>24</b>	<b>23</b>	<b>19</b>	<b>13</b>	<b>4</b>	<b>13</b>	<b>77</b>

**Halftime:** Saint Joseph's, 35-32    **Deadball Rebounds:** Liberty, 4-3  
**Attendance:** 1,123    **Officials:** Sparrock, McDow, Cummiskey  
**FG %:** Saint Joseph's - 45.5%, Liberty - 31.7%  
**3-PT FG %:** Saint Joseph's - 37.5%, Liberty - 10.5%  
**FT %:** Saint Joseph's - 80.8%, Liberty - 82.1%

## Game 6 • November 26, 2013 • Jadwin Gymnasium Saint Joseph's - 74, Princeton - 65

Saint Joseph's improved to 5-1 on the season with a 74-65 win at Princeton.

Leading 43-40 early in the second half, Saint Joseph's quickly pulled away from the reigning Ivy League champions. Behind a 14-1 run, the Hawks opened a 57-41 lead on a jumper by **Sarah Fairbanks** at 14:39. The SJU defense cause four turnovers and limited the Tigers to 0-for-3 from the field and 1-for-4 from the foul line during the four minute span.

Saint Joseph's would push its lead to as many as 18 points in the final period as it shot 44.8 percent from the floor (26-for-58) overall, and converted 19-of-23 from the foul line for 82.6 percent.

In the first half, the Hawks would pull away from the Tigers to open a 29-20 advantage on a **Erin Shields'** three-pointer at 8:16.

The separation wouldn't last long as Princeton cut the score to 39-38, before SJU scored four straight points to end the half and take a 43-38 lead into halftime.

Saint Joseph's	Min.	FG-A	3PT	FT-A	OR	DR	TR	F	A	TO	B	S	Pts.
Gotfrida, f	24	7-12	0-0	2-2	2	5	7	4	0	0	0	0	16
Berger, f	21	2-5	0-1	2-2	1	2	3	2	0	2	0	1	6
Fairbanks, f	33	6-9	0-0	4-5	1	5	6	3	0	0	0	1	16
Shields, g	33	6-11	3-7	3-4	0	2	2	0	2	2	0	1	18
Cloud, g	36	1-9	0-1	5-6	1	6	7	2	7	3	0	3	7
de Jonge	10	0-1	0-1	0-0	0	1	1	1	0	1	1	0	0
Fitzpatrick	6	0-2	0-2	0-0	0	0	0	2	0	0	0	0	0
Gomez	1	0-0	0-0	0-0	0	0	0	1	0	0	0	0	0
Andrews	19	4-8	0-1	2-2	0	2	2	1	2	0	0	2	10
Pongonis	17	0-1	0-0	1-2	1	0	1	3	0	0	0	0	1
Team					4	2	6			2			
<b>Totals</b>	<b>200</b>	<b>26-58</b>	<b>3-13</b>	<b>19-23</b>	<b>10</b>	<b>25</b>	<b>35</b>	<b>19</b>	<b>11</b>	<b>10</b>	<b>1</b>	<b>8</b>	<b>74</b>

Princeton	Min.	FG-A	3PT	FT-A	OR	DR	TR	F	A	TO	B	S	Pts.
Wheatley, f	27	6-8	0-0	2-6	2	1	3	3	2	2	0	1	14
Helmstetter, f	33	3-9	2-4	4-8	0	9	9	2	2	3	0	0	12
Dietrick, g	37	1-4	1-4	2-2	1	4	5	1	2	1	1	0	5
Bernsten, g	18	3-5	0-1	0-0	1	1	2	1	0	0	0	0	6
Miller, g	34	4-11	2-5	3-5	1	3	4	3	0	3	0	0	13
Smith, V.	16	2-4	0-0	1-1	1	0	1	2	0	3	0	0	5
Tarakchian	6	0-1	0-0	0-0	0	0	0	2	0	0	0	0	0
Williams	24	3-5	0-0	2-3	0	5	5	2	1	3	1	0	8
Smith, M.	5	1-1	0-0	0-0	0	1	1	3	0	2	0	0	2
Team					1	1	2						
<b>Totals</b>	<b>200</b>	<b>23-48</b>	<b>5-14</b>	<b>14-25</b>	<b>7</b>	<b>25</b>	<b>32</b>	<b>19</b>	<b>7</b>	<b>17</b>	<b>2</b>	<b>1</b>	<b>65</b>

**Halftime:** Saint Joseph's, 43-38    **Deadball Rebounds:** Princeton, 4-1  
**Attendance:** 1,672    **Officials:** Discher, Torres, DePaul  
**FG %:** Saint Joseph's - 44.8%, Princeton - 47.9%  
**3-PT FG %:** Saint Joseph's - 23.1%, Princeton - 35.7%  
**FT %:** Saint Joseph's - 82.6%, Princeton - 56.0%







# 2013-14 SAINT JOSEPH'S BASKETBALL NOTES - PAGE 18

## Game 7 • December 1, 2013 • TD Bank Sports Center Saint Joseph's - 84, Quinnipiac - 69

## Game 8 • December 4, 2013 • McGonigle Hall Saint Joseph's - 73, Temple - 53

Behind a dominant second half performance, Saint Joseph's downed Quinnipiac, 84-69. Shooting 68.6 percent from the field and holding the Bobcats to just 29.4 percent shooting in the second half, the Hawks overcame an 11-point halftime deficit to outscore Quinnipiac 53-27 and improve to 6-1 on the season.

Backed by a career-high 21 points and 13 assists by **Natasha Cloud**, Saint Joseph's topped Big 5 rival Temple, 73-53.

Trailing 42-31 to start the second half, Saint Joseph's took full control out of the lockerrooms using a 16-2 run to make a 47-44 game on a three-pointer by **Erin Shields** at 16:39.

Up 34-32 to start the second half, the Owls would tie the game at 36-36, but Saint Joseph's would grab momentum from there. Spearheaded by three-pointer by **Erin Shields**, the Hawks used a 12-2 run to open a 48-38 lead with 12:50 to go on a baseline jumper by **Kelsey Berger** at 12:50.

Quinnipiac (3-4) would never regain the lead as the Hawks continued to overwhelm the Bobcats, extending their lead to as many as 17.

Temple would cut the Hawks' lead to six, 51-45, midway through the half, but Saint Joseph's would pull away from the Owls from that point. Led by five points from Cloud, the Hawks went on a 13-1 run over three minute span to make it a 66-48 contest.

The Hawks opened aggressively in the first half, opening a 17-9 lead on a layup by Shields at 12:22.

Saint Joseph's allowed Temple to get no closer than 16 points from there as won on the road against the Owls for the first time since a 49-47 win on January 26, 2003.

Quinnipiac would answer to take a 25-21 lead at 4:34 as a three-pointer by Maria Napolitano capped a 16-4 run.

In the first half, the Hawks gained control quickly, running out to a 17-5 lead on a three-pointer by Shields at 12:05. Saint Joseph's would push its lead to 14, 26-12, on a jumper by **Ciara Andrews** with just over eight minutes to play in the stanza.

Saint Joseph's would tie the game at 25 on a fast break jumper by **Ciara Andrews**, but the Bobcats would dominate the final four minutes. Behind a 17-6 run, Quinnipiac took a 42-31 lead into halftime as it hit 6-of-7 from the floor and 4-of-4 from the foul line, while limiting the Hawks to just 3-of-6 from the field and caused two turnover in the final moments of the first period.

Temple fought back behind a 19-2 run to take a 31-28 lead at 2:03 as the Owls caused six turnovers and held the Hawks to 1-of-6 from the field over a five minute span.

Saint Joseph's	Min.	FG-A	3PT	FT-A	OR	DR	TR	F	A	TO	B	S	Pts.
Gotfrida, f	34	10-16	0-1	0-0	0	9	9	3	0	2	0	0	20
Berger, f	22	1-2	0-0	0-0	1	1	2	2	2	1	0	0	2
Fairbanks, f	29	8-13	0-0	1-2	2	7	9	0	4	1	1	0	17
Shields, g	36	8-14	3-7	0-0	0	5	5	1	7	3	0	0	19
Cloud, g	31	4-7	1-2	0-0	0		3	4	13	3	0	0	9
de Jonge	13	1-1	1-1	0-0	0	1	1	0	1	1	1	0	3
Fitzpatrick	2	0-2	0-1	0-0	0	1	1	0	0	0	0	0	0
Gomez	2	0-0	0-0	0-0	0	0	0	0	0	0	0	0	0
Andrews	23	6-9	0-0	0-0	0	2	2	0	0	0	0	1	12
Pongonis	8	1-2	0-0	0-0	0	4	4	4	0	0	1	0	2
Team					1	2	3						
<b>Totals</b>	<b>200</b>	<b>39-66</b>	<b>5-12</b>	<b>1-2</b>	<b>4</b>	<b>35</b>	<b>39</b>	<b>14</b>	<b>27</b>	<b>11</b>	<b>3</b>	<b>1</b>	<b>84</b>

A layup by **Jessica Pongonis** at 1:31 broke SJU's scoring drought and spearheaded a 6-1 spurt to end the half as the Hawks took a 34-32 edge into the second period.

Quinnipiac	Min.	FG-A	3PT	FT-A	OR	DR	TR	F	A	TO	B	S	Pts.
McQuain, f	29	6-15	0-0	2-2	1	6	7	2	3	2	0	3	14
Ostergaard, f	15	2-6	0-0	0-0	2	4	6	0	1	2	0	0	4
Guastell, f	30	4-10	2-7	0-0	0	1	1	2	1	0	1	0	10
Martin, g	26	6-16	0-5	3-4	1	2	3	3	2	1	0	0	15
Abshire, g	35	1-6	0-1	2-2	1	4	5	1	9	1	0	1	4
Earle	8	0-1	0-0	0-0	0	1	1	0	2	0	0	0	0
Martucci	6	2-2	0-0	0-1	1	0	1	0	0	0	0	0	4
Napolitano	13	5-6	4-5	0-0	0	1	1	1	0	0	0	0	14
Carroll	1	0-0	0-0	0-0	0	1	1	0	0	0	0	0	0
Warner	13	0-3	0-0	2-2	0	2	2	2	0	0	1	0	2
Oskam	1	0-1	0-1	0-0	0	0	0	0	0	0	0	0	0
Ramos	1	1-1	0-0	0-0	0	0	0	0	0	0	0	0	0
Cannon	19	0-0	0-0	0-0	0	1	1	1	0	1	0	2	0
Manz	3	0-0	0-0	0-0	0	0	0	0	1	0	0	0	0
Team					2	0	2						
<b>Totals</b>	<b>200</b>	<b>27-67</b>	<b>6-19</b>	<b>9-11</b>	<b>8</b>	<b>23</b>	<b>31</b>	<b>12</b>	<b>19</b>	<b>7</b>	<b>2</b>	<b>6</b>	<b>69</b>

Saint Joseph's	Min.	FG-A	3PT	FT-A	OR	DR	TR	F	A	TO	B	S	Pts.
Gotfrida, f	29	4-9	2-2	2-2	2	5	7	3	2	4	0	0	12
Berger, f	28	3-8	0-0	2-2	0	0	0	2	0	0	1	0	8
Fairbanks, f	33	3-7	0-0	3-4	2	7	9	4	1	2	2	0	9
Shields, g	34	3-8	3-6	2-2	0	1	1	1	1	4	0	2	11
Cloud, g	38	5-10	2-3	9-10	0	6	6	1	13	4	1	1	21
de Jonge	9	0-0	0-0	0-0	1	1	2	3	1	0	1	1	0
Fitzpatrick	2	0-0	0-0	0-0	0	0	0	0	0	1	0	0	0
Gomez	3	0-0	0-0	0-0	0	0	0	0	0	1	0	0	0
Andrews	16	4-9	0-1	2-3	1	1	2	3	1	0	1	0	10
Pongonis	8	1-1	0-0	0-0	0	2	2	1	0	0	0	0	2
Team					2	4	6						
<b>Totals</b>	<b>200</b>	<b>23-52</b>	<b>7-12</b>	<b>20-23</b>	<b>8</b>	<b>27</b>	<b>35</b>	<b>18</b>	<b>19</b>	<b>16</b>	<b>6</b>	<b>4</b>	<b>73</b>

Temple	Min.	FG-A	3PT	FT-A	OR	DR	TR	F	A	TO	B	S	Pts.
Thames, f	29	8-12	0-0	3-4	3	2	5	5	0	2	1	0	19
Covile, g	15	1-2	0-1	2-2	3	3	6	2	1	5	0	3	4
Fitzgerald, g	33	4-17	1-6	3-6	1	3	4	2	2	3	0	1	12
Shipp, g	32	2-11	0-0	2-3	3	6	9	3	1	5	2	1	6
Williams, g	38	1-7	0-4	2-2	1	3	4	4	4	0	0	1	4
Jackson	10	0-2	0-0	0-2	3	2	5	1	0	1	0	0	0
Roxas	10	2-3	1-2	0-0	0	3	3	0	0	0	0	0	5
Merritt	24	0-6	0-1	1-2	3	0	3	3	3	2	0	2	1
Martin	9	0-0	0-0	2-4	1	0	1	1	0	1	1	0	2
Team					2	2	4						
<b>Totals</b>	<b>200</b>	<b>18-60</b>	<b>2-14</b>	<b>15-25</b>	<b>20</b>	<b>24</b>	<b>44</b>	<b>21</b>	<b>11</b>	<b>19</b>	<b>4</b>	<b>8</b>	<b>53</b>

Halftime: Quinnipiac, 42-31  
Attendance: 539  
FG %: Saint Joseph's - 59.1%, Quinnipiac - 40.3%  
3-PT FG %: Saint Joseph's - 41.7%, Quinnipiac - 31.6%  
FT %: Saint Joseph's - 50.0%, Quinnipiac - 81.8%

Halftime: Saint Joseph's, 42-31  
Attendance: 1,040  
FG %: Saint Joseph's - 44.2%, Temple - 30.0%  
3-PT FG %: Saint Joseph's - 58.3%, Temple - 14.3%  
FT %: Saint Joseph's - 87.0%, Temple - 60.0%





Game 9 • December 7, 2013 • The Pavilion  
Saint Joseph's - 63, Villanova - 60

The Saint Joseph's women's basketball team put the Big 5 title hopes squarely in its own hands as the Hawks topped Villanova, 63-60, at The Pavilion.

Trailing 50-45, the Hawks used a 10-0 run to take a 55-50 lead on a fastbreak layup by **Sarah Fairbanks** at 4:40.

Villanova would fight back to take the lead, 60-59, but **Ciara Andrews** answered back with a driving layup to put the Hawks up 61-60 at 1:48.

Following a defensive stop, Saint Joseph's would up its lead to 63-60 on an athletic jumper in the lane by **Natasha Cloud** at 1:08 as she avoided an outstretched arm by the defender in midair.

After creating a turnover on defense, SJU ran off valuable seconds, but couldn't convert as the Wildcats got the ball back with just over 20 seconds to play. Villanova would miss a handful of shots, including a desperation three-pointer at the buzzer that fell short.

In the first half, the Hawks came out hot running out to a 15-2 lead, but Villanova countered soon after with a 17-4 stretch to tie the game at 19 all.

Coming out of a 28-28 at halftime, Villanova took control of the second half, using an 8-0 run to open a 36-28.

Saint Joseph's countered with an 11-2 run to gain its first lead of the half, 39-38 on a pair of free throws by **Erin Shields** at 14:28. The Hawks would give up the lead shortly after before rallying for the victory.

Saint Joseph's	Min.	FG-A	3PT	FT-A	OR	DR	TR	F	A	TO	B	S	Pts.
Gotfrida, f	33	2-6	0-1	0-0	2	2	4	1	2	1	0	0	4
Berger, f	28	1-3	1-1	1-2	0	0	0	1	0	0	0	0	4
Fairbanks, f	28	6-10	0-0	0-0	0	4	4	3	2	3	1	1	12
Shields, g	36	5-9	3-6	2-2	0	6	6	2	1	1	0	0	15
Cloud, g	37	6-11	0-0	2-4	0	7	7	1	8	4	1	2	14
Robinson	16	0-3	0-0	0-0	2	2	4	0	2	1	0	0	0
Andrews	19	7-12	0-0	0-0	0	2	2	3	0	1	1	0	14
Pongonis	3	0-2	0-1	0-0	0	0	0	0	0	0	0	0	0
Team					4	1	5						
<b>Totals</b>	<b>200</b>	<b>27-56</b>	<b>4-9</b>	<b>5-8</b>	<b>8</b>	<b>24</b>	<b>32</b>	<b>11</b>	<b>15</b>	<b>11</b>	<b>3</b>	<b>3</b>	<b>63</b>

Villanova	Min.	FG-A	3PT	FT-A	OR	DR	TR	F	A	TO	B	S	Pts.
Burford, f	32	2-4	2-2	0-0	0	0	0	3	0	3	2	2	6
Edwards, f	8	1-6	0-2	0-0	1	4	5	0	0	1	0	0	2
Leer, c	28	5-11	0-4	2-4	1	2	3	3	2	3	1	2	12
Burton, g	4	1-1	0-0	0-0	0	0	0	1	0	0	0	0	2
Kane, g	34	4-7	1-1	0-0	1	1	2	2	3	1	0	0	9
Holeman	27	6-11	0-0	0-0	2	7	9	1	0	3	1	0	12
Coyer, C.	27	4-11	2-8	2-2	0	3	3	2	4	1	0	0	12
Coyer, K.	29	1-3	1-1	0-0	2	4	6	0	3	0	1	0	3
Quinn	7	0-2	0-1	0-0	0	0	0	0	0	1	0	0	0
Wilkes	4	1-1	0-0	0-0	0	0	0	1	0	0	0	0	2
Team					0	1	1						
<b>Totals</b>	<b>200</b>	<b>25-57</b>	<b>6-19</b>	<b>4-6</b>	<b>7</b>	<b>22</b>	<b>29</b>	<b>13</b>	<b>12</b>	<b>13</b>	<b>5</b>	<b>4</b>	<b>60</b>

Halftime: Tied, 28-28      Deadball Rebounds: Villanova, 3-2  
 Attendance: 1,040      Officials: DeMayo, Ridilla, Vaszily  
 FG %: Saint Joseph's - 48.2%, Villanova - 43.9%  
 3-PT FG %: Saint Joseph's - 44.4%, Villanova - 31.6%  
 FT %: Saint Joseph's - 62.5%, Villanova - 66.7%





### Team Superlatives

CATEGORY	SAINT JOSEPH'S MOST	SAINT JOSEPH'S LEAST	OPPONENT'S MOST	OPPONENTS' LEAST
Total Points	85, vs. Mount St. Mary's, 11/8/13	64, at LSU, 11/10/13	80, by LSU, 11/10/13	52, by Drexel, 11/20/13
1st Half Points	43, at Princeton, 11/26/13	23, at Wichita State, 11/15/13	40, by LSU, 11/10/13	26, by Drexel, 11/20/13
2nd Half Points	53, at Quinnipiac, 12/1/13	29, vs. Mount St. Mary's, 11/8/13	40, by LSU, 11/10/13	21, by Temple, 12/4/13
Overtime Points	12, at Wichita State, 11/15/13	12, at Wichita State, 11/15/13	4, by Wichita State, 11/15/13	4, by Wichita State, 11/15/13
Field Goals	39, at Quinnipiac, 12/1/13	23, 2x, last at Temple, 12/4/13	30, by LSU, 11/10/13	18, 2x, last by Temple, 12/4/13
Field Goal Att.	66, at Quinnipiac, 12/1/13	48, vs. Drexel, 11/20/13	67, by Quinnipiac, 12/1/13	48, by Princeton, 11/26/13
Field Goal Pct.	.591, at Quinnipiac, 12/1/13	.371, at LSU, 11/10/13	.462, by LSU, 11/10/13	.300, by Temple, 12/4/13
3 Point FG	9, at LSU, 11/10/13	2, vs. Drexel, 11/20/13	6, 2x, last by Villanova, 12/7/13	2, 2x, last by Temple, 12/4/13
3 Point Att.	25, at LSU, 11/10/13	9, at Villanova, 12/7/13	20, by Mount St. Mary's, 11/8/13	11, by Wichita State, 11/15/13
3 Point Pct.	.583, at Temple, 12/4/13	.176, at Wichita State, 11/15/13	.357, by Princeton, 11/26/13	.105, by Liberty, 11/23/13
Free Throws	26, 2x, last at Wichita State, 11/15/13	1, at Quinnipiac, 12/1/13	24, by Wichita State, 11/15/13	4, by Villanova, 12/7/13
Free Throw Att.	34, at Wichita State, 11/15/13	2, at Quinnipiac, 12/1/13	41, by Wichita State, 11/15/13	6, by Villanova, 12/7/13
Free Throw Pct.	.941, vs. Drexel, 11/20/13	.500, at Quinnipiac, 12/1/13	.821, by Liberty, 11/23/13	.560, by Princeton, 11/26/13
Offensive Rebs.	16, at Wichita State, 11/15/13	4, at Quinnipiac, 12/1/13	28, by Liberty, 11/23/13	7, 2x, last by Villanova, 12/7/13
Defensive Rebs.	35, at Quinnipiac, 12/1/13	16, vs. Liberty, 11/23/13	33, by LSU, 11/10/13	14, by Mount St. Mary's, 11/8/13
Total Rebs.	45, at Wichita State, 11/15/13	24, vs. Liberty, 11/23/13	52, by Liberty, 11/23/13	25, by Mount St. Mary's, 11/8/13
Personal Fouls	29, at Wichita State, 11/15/13	11, at Villanova, 12/7/13	26, by Wichita State, 11/15/13	12, by Quinnipiac, 12/1/13
Assists	27, at Quinnipiac, 12/1/13	10, at LSU, 11/10/13	19, by Quinnipiac, 12/1/13	7, 2x, last by Princeton, 11/26/13
Turnovers	18, at Wichita State, 11/15/13	10, at Princeton, 11/26/13	24, by Liberty, 11/23/13	7, by Quinnipiac, 12/1/13
Blocked Shots	6, 3x, last at Temple, 12/4/13	1, 2x, last at Princeton, 11/26/13	5, 2x, last by Villanova, 12/7/13	1, 2x, last by Liberty, 11/23/13
Steals	13, vs. Liberty, 11/23/13	1, at Quinnipiac, 12/1/13	9, by LSU, 11/10/13	1, by Princeton, 11/26/13

### Individual Superlatives

CATEGORY	SAINT JOSEPH'S MOST	OPPONENT'S MOST
Points	23, by Erin Shields at LSU, 11/10/13	21, by Sydney Henderson of Mount St. Mary's, 11/8/13
Field Goals	10, by Ilze Gotfrida at Quinnipiac, 12/1/13	8, 2x, last by Natasha Thames of Temple, 12/4/13
Field Goal Att.	16, 2x, last by Ilze Gotfrida at Quinnipiac, 12/1/13	17, by Feyonda Fitzgerald of Temple, 12/4/13
Field Goal Pct. *	.833 (5-6), by Ilze Gotfrida at Wichita State, 11/15/13	.750 (6-8), by Alex Wheatley of Princeton, 11/26/13
3 Point FG	7, by Erin Shields at LSU, 11/10/13	4, by Maria Napolitano of Quinnipiac, 12/1/13
3 Point Att.	12, by Erin Shields at LSU, 11/10/13	10, by DaShawn Harden of LSU, 11/10/13
3 Point Pct. #	.583 (7-12), by Erin Shields at LSU, 11/10/13	.800 (4-5), by Maria Napolitano of Quinnipiac, 12/1/13
Free Throws	9, by Natasha Cloud at Temple, 12/4/13	12, by Katelyn Adams of Liberty, 11/23/13
Free Throw Att.	10, 2x, last by Natasha Cloud at Temple, 12/4/13	16, by Katelyn Adams of Liberty, 11/23/13
Free Throw Pct. #	1.000 (8-8), 3x, last by Erin Shields vs. Liberty, 11/23/13	1.000 (6-6), by Catherine Kearney of Liberty, 11/23/13
Offensive Rebs.	4, by Sarah Fairbanks at Wichita State, 11/15/13	7, by Ashley Rinninger of Liberty, 11/23/13
Defensive Rebs.	11, by Natasha Cloud at Wichita State, 11/15/13	9, by Kristen Helmstetter of Princeton, 11/26/13
Total Rebs.	11, by Natasha Cloud at Wichita State, 11/15/13	14, by Ashley Rinninger of Liberty, 11/23/13
Assists	13, 2x, last by Natasha Cloud at Temple, 12/4/13	9, by Gillian Abshire of Quinnipiac, 12/1/13
Turnovers	5, by Natasha Cloud vs. Mount St. Mary's, 11/8/13	5, 3x, last by Erica Covile and Shi-Heria Shipp of Temple, 12/4/13
Blocked Shots	2, 3x, last by Sarah Fairbanks at Temple, 12/4/13	2, 3x, last by Lauren Burford of Villanova, 12/7/13
Steals	4, by Natasha Cloud at LSU, 11/10/13	5, by DaShawn Harden of LSU, 11/10/13
Minutes	40, by Erin Shields at Wichita State, 11/15/13	38, by Tyonna Williams of Temple, 12/4/13

\* - Minimum of five attempts; # - Minimum of three attempts





**GAME-BY-GAME STATISTICAL LEADERS**

DATE	OPPONENT	SCORE	W/L	ATT	HIGH POINTS	HIGH REBOUNDS	HIGH ASSISTS	HIGH STEALS
Nov. 8 ^	Mount St. Mary's	.85-57	W	1,523	Fairbanks . . .17	Berger/Fairbanks .5	Cloud . . . . .5	Andrews/Fairbanks .2
Nov. 10 ^	LSU	.64-80	L	2,623	Shields . . . . .23	Fairbanks . . . . .9	Cloud . . . . .6	Cloud . . . . .4
Nov. 15 ^	Wichita State	.81-73	W-OT	1,970	Fairbanks . . .18	Cloud . . . . .11	Cloud . . . . .9	Andrews . . . . .3
Nov. 20	Drexel	.70-52	W	1,251	Fairbanks . . .21	Three tied at . . .6	Shields . . . . .4	Cloud . . . . .2
Nov. 23	Liberty	.77-65	W	1,123	Fairbanks . . .20	Cloud . . . . .7	Cloud . . . . .8	Pongonis . . . . .3
Nov. 26	Princeton	.74-65	W	1,672	Shields . . . . .18	Cloud/Gotfrida . .7	Cloud . . . . .7	Cloud . . . . .3
Dec 1	Quinnipiac	.84-69	W	539	Gotfrida . . . .20	Fairbanks/Gotfrida .9	Cloud . . . . .13	Andrews . . . . .1
Dec. 4 #	Temple	.73-53	W	1,040	Cloud . . . . .21	Fairbanks . . . . .9	Cloud . . . . .13	Shields . . . . .2
Dec. 7 #	Villanova	.63-60	W	1,237	Shields . . . . .15	Cloud . . . . .7	Cloud . . . . .8	Cloud . . . . .2
Dec. 10	Hofstra							
Dec. 21	Syracuse							
Dec. 29	Florida Gulf Coast							
Jan. 2 *	Richmond							
Jan. 5 *	George Washington							
Jan. 8 *	Rhode Island							
Jan. 12 *	VCU							
Jan. 17 #	Penn							
Jan. 19*#	La Salle							
Jan. 22 *	George Washington							
Jan. 26 *	Dayton							
Jan. 29 *	Saint Louis							
Feb. 1 *	VCU							
Feb. 5 *	St. Bonaventure							
Feb. 12 *	La Salle							
Feb. 15 *	George Mason							
Feb. 18 *	Duquesne							
Feb. 23 *	Dayton							
Feb. 27 *	Massachusetts							
Mar. 2 *	Fordham							

^ – Preseason WNIT game; \* – Atlantic 10 game; # – Big 5 game; \*\* - Atlantic 10 Championship

**GAMES AS HIGH SCORER:** Fairbanks - 4, Shields - 3, Cloud - 1, Gotfrida - 1

**GAMES AS HIGH REBOUNDER:** Fairbanks - 6, Cloud - 4, Berger - 3, Gotfrida - 3

**GAMES SCORING DOUBLE FIGURES:** Fairbanks - 8, Shields - 8, Andrews - 6, Cloud - 5, Gotfrida - 3, Berger - 1, Fitzpatrick - 1, Pongonis - 1

**GAMES REBOUNDING DOUBLE FIGURES:** Cloud - 1

**GAMES SCORING 20 OR MORE POINTS:** Fairbanks - 2, Cloud - 1, Gotfrida - 1, Shields - 1

**GAMES POSTING A DOUBLE-DOUBLE:** Cloud - 2

**HAWKS BY THE NUMBERS**

3-0	at home	6-1	when committing 15 or fewer turnovers
5-1	on the road	2-0	when committing more than 15 turnovers
0-0	at a neutral site	5-0	when forcing more than 15 opponent turnovers
5-1	in November	3-1	when forcing 15 or fewer turnovers
3-0	in December	0-0	when scoring 50 or fewer points
0-0	in January	0-0	when scoring 50-59 points
0-0	in February	1-1	when scoring 60-69 points
0-0	in March	4-0	when scoring 70-79 points
5-0	when leading at halftime	3-0	When scoring 80 points or higher
2-1	when trailing at halftime		
1-0	when tied at halftime		

**MISCELLANEOUS STATS**

Largest Winning Margin	28, vs. Mount St. Mary's 11/8/13
Largest Lead in a Game	30, vs. Mount St. Mary's 11/8/13

**MARGIN OF VICTORY**

1 to 9 points:	3
10-19 points:	3
20 or more points:	2







Saint Joseph's Combined Team Statistics (as of Dec 07, 2013)  
All games



RECORD:	OVERALL	HOME	AWAY	NEUTRAL
ALL GAMES	8-1	3-0	5-1	0-0
CONFERENCE	0-0	0-0	0-0	0-0
NON-CONFERENCE	8-1	3-0	5-1	0-0


#	Player	gp-gs	min	avg	Total		3-Point		F-Throw		Rebounds				pf	dq	a	to	blk	stl	pts	avg
					fg-fga	fg%	3fg-fga	3fg%	ft-fa	ft%	off	def	tot	avg								
41	FAIRBANKS, Sarah	9-9	289	32.1	56-94	.596	0-2	.000	29-41	.707	20	42	62	6.9	27	2	12	15	9	8	141	15.7
03	SHIELDS, Erin	9-9	312	34.7	42-90	.467	28-63	.444	26-27	.963	1	22	23	2.6	12	0	22	21	1	9	138	15.3
04	CLOUD, Natasha	9-9	306	34.0	36-83	.434	5-18	.278	27-38	.711	5	47	52	5.8	26	0	72	30	5	17	104	11.6
21	ANDREWS, Ciara	9-0	159	17.7	32-62	.516	2-6	.333	26-28	.929	3	17	20	2.2	18	0	10	9	2	10	92	10.2
01	GOTFRIDA, Ilze	9-9	244	27.1	37-73	.507	2-5	.400	9-12	.750	10	32	42	4.7	26	1	9	14	1	1	85	9.4
34	BERGER, Kelsey	9-9	241	26.8	19-53	.358	3-15	.200	13-14	.929	9	20	29	3.2	24	1	6	8	3	4	54	6.0
22	PONGONIS, Jessica	9-0	115	12.8	8-21	.381	0-3	.000	12-16	.750	6	14	20	2.2	18	1	5	4	4	5	28	3.1
15	FITZPATRICK, Kathlee	8-0	39	4.9	6-16	.375	2-9	.222	0-0	.000	2	2	4	0.5	8	0	3	3	1	1	14	1.8
11	DE JONGE, Lisanne	8-0	72	9.0	3-6	.500	2-4	.500	0-0	.000	3	7	10	1.3	9	0	2	3	5	3	8	1.0
20	GOMEZ, Geena	8-0	32	4.0	3-10	.300	0-3	.000	1-2	.500	0	3	3	0.4	4	0	2	2	1	0	7	0.9
13	ROBINSON, Ashley	1-0	16	16.0	0-3	.000	0-0	.000	0-0	.000	2	2	4	4.0	0	0	2	1	0	0	0	0.0
Team											21	19	40				5					
Total.....		9	1825		242-511	.474	44-128	.344	143-178	.803	82	227	309	34.3	172	5	145	115	32	58	671	74.6
Opponents.....		9	1825		203-514	.395	36-143	.252	132-199	.663	120	204	324	36.0	169	-	108	141	24	53	574	63.8

TEAM STATISTICS	SJU	OPP	Date	Opponent	Score	Att.
SCORING	671	574	11/08/13	MOUNT ST. MARY'S	W 85-57	1523
Points per game	74.6	63.8	11/10/13	at LSU	L 64-80	2623
Scoring margin	+10.8	-	11/15/13	at Wichita State	Wot 81-73	1970
FIELD GOALS-ATT	242-511	203-514	11/20/13	DREXEL	W 70-52	1251
Field goal pct	.474	.395	11/23/13	LIBERTY	W 77-65	1123
3 POINT FG-ATT	44-128	36-143	11/26/13	at Princeton	W 74-65	0
3-point FG pct	.344	.252	12/01/13	at Quinnipiac	W 84-69	539
3-pt FG made per game	4.9	4.0	12/04/13	at Temple	W 73-53	1040
FREE THROWS-ATT	143-178	132-199	12/07/13	at Villanova	W 63-60	1237
Free throw pct	.803	.663				
F-Throws made per game	15.9	14.7				
REBOUNDS	309	324				
Rebounds per game	34.3	36.0				
Rebounding margin	-1.7	-				
ASSISTS	145	108				
Assists per game	16.1	12.0				
TURNOVERS	115	141				
Turnovers per game	12.8	15.7				
Turnover margin	+2.9	-				
Assist/turnover ratio	1.3	0.8				
STEALS	58	53				
Steals per game	6.4	5.9				
BLOCKS	32	24				
Blocks per game	3.6	2.7				
ATTENDANCE	3897	7409				
Home games-Avg/Game	3-1299	6-1235				
Neutral site-Avg/Game	-	0-0				

\* - Conference game

Score by Periods	1st	2nd	OT	Totals
Saint Joseph's	307	352	12	671
Opponents	296	274	4	574





# 1 - Ilze Gotfrida  
Sr. • Forward • 6-0




#2 - Mackenzie Rule  
Fr. • Guard • 5-6



#3 - Erin Shields  
Sr. • Guard • 5-6




#4 - Natasha Cloud  
Jr. • Guard • 6-0



# 11 - Lisanne de Jonge  
Fr. • Guard • 5-11



#13 - Ashley Robinson  
R-Jr. • Forward • 6-2



# 15 - Kathleen Fitzpatrick  
Fr. • Guard • 5-9



# 20 - Geena Gomez  
Fr. • Guard • 5-8



#21 - Ciara Andrews  
So. • Guard • 5-9



#22 - Jessica Pongonis  
Fr. • Forward • 6-1



#23 - Jordan Strode  
So. • Guard • 5-8



#34 - Kelsey Berger  
Sr. • Guard • 5-11



#41 - Sarah Fairbanks  
So. • Forward • 6-1



Cindy Griffin  
Head Coach



Susan Moran  
Associate Head Coach




Stephanie McCaffrey  
Assistant Coach



Jada Pierce  
Assistant Coach



Katie Gardler  
Dir. of Basketball Operations



Chris Koclanes  
Video Coordinator

