

2013-14 SCHEDULE

NOVEMBER

Sat. 9	at Vermont	W 74-64
Wed. 13	MARIST	W 81-62
Sat. 16	CREIGHTON (SNY, TCN)	L 79-83
Thu. 28	vs. LSU % (ESPN2)	L 65-82
Fri. 29	vs. Siena % (ESPN2)	W 78-66

DECEMBER

Sun. 1	vs. Washington St. % (ESPN2)	W 72-67
Wed. 4	at Temple (ESPN2) +	L 69-77
Sat. 7	#14/19 VILLANOVA (CBSSN) +	L 68-98
Wed. 18	DREXEL (TCN)	7 p.m.
Sat. 21	at Loyola-Md.	3 p.m.
Sun. 29	BOSTON UNIVERSITY	5 p.m.
Tue. 31	BINGHAMTON	2 p.m.

JANUARY

Sat. 4	DENVER	2 p.m.
Wed. 8	at Massachusetts (SNY, TCN)	7 p.m.
Sat. 11	at George Mason (CBSSN)	8 p.m.
Wed. 15	DUQUESNE	7 p.m.
Sat. 18	at Penn (Palestra) +	7 p.m.
Wed. 22	RHODE ISLAND (TCN, OSN)	7 p.m.
Sat. 25	at Richmond (NBCSN)	4 p.m.
Wed. 29	at Dayton (TCN)	7 p.m.

FEBRUARY

Sat. 1	MASSACHUSETTS (CBSSN)	6 p.m.
Wed. 5	SAINT LOUIS (SNY, TCN)	7 p.m.
Sat. 8	VCU (CBSSN)	8 p.m.
Sat. 15	at La Salle (ESPN2)	11 a.m.
Wed. 19	at Rhode Island (CSN, OSN)	7 p.m.
Sat. 22	FORDHAM	2 p.m.
Tue. 25	DAYTON (CBSSN)	7 p.m.

MARCH

Sat. 1	at St. Bonaventure (NBCSN)	3 p.m.
Wed. 5	at George Washington (SNY, CSN)	9 p.m.
Sun. 9	LA SALLE (CBSSN) +	4 p.m.
Wed. 12	Atlantic 10 Opening Round #	
Thu. 13	Atlantic 10 First Round #	
Fri. 14	Atlantic 10 Quarterfinals #	
Sat. 15	Atlantic 10 Semifinals #	
Sun. 16	Atlantic 10 Championship #	1 p.m.

Home games in CAPS at Hagan Arena

& Old Spice Classic (Orlando, Fla.)

+ Big 5 game

Barclays Center (Brooklyn, N.Y.)

MEDIA INFORMATION

Basketball SID:	Marie Wozniak
Office Phone:	610-660-1727
Cell Phone:	610-999-3634
Email:	mwozniak@sju.edu
Fax:	610-660-1724
Press Row Phone:	610-660-2599

www.SJUHawks.com

@SJUHawks

@SJUHawks_MBB

SAINT JOSEPH'S HAWKS (4-4)

VS.

DREXEL DRAGONS (7-2)

Game #9 • December 18, 2013 • 7 p.m. • TCN

Hagan Arena • Philadelphia, Pa.

GAME DAY

ARENA	Michael J. Hagan '85 Arena (4,200)
TELEVISION	The Comcast Network - Scott Graham, Rob Kennedy
RADIO	CBS SportsRadio 610 - Matt Martucci, Joe Lunardi
AUDIO/VIDEO STREAMING	SJUHawks.com
SJU STREAK	2 Losses
SERIES RECORD	SJU leads 44-9
HAWKS' NEXT GAME	Dec. 21 at Loyola-Md., 3 p.m.

GAME STORIES

- The Hawks are looking to snap a two-game losing streak after consecutive losses to city rivals Temple and Villanova.
- SJU is coming off of an 11-day break from action because of final exams.
- **Langston Galloway** is the team's leading scorer (18.1) while **Ronald Roberts** tops the Hawks in rebounding (7.5) and field goal percentage (.621). **Halil Kanacevic** is the team's leader in assists (3.8), blocks (1.1) and free throw percentage (.811). **DeAndre' Bemby** leads SJU in three-point percentage (45.5).
- **Langston Galloway** leads the Atlantic 10 in three-point field goals made with 3.1 per game.
- Next up for the Hawks is a visit to Loyola-Md. on Dec. 21 before three consecutive home games after Christmas.

HAWKS' PERSONNEL

2013-14 Stats

PROBABLE STARTERS	PPG	RPG	APG	MPG	Notes
F- #13 Ronald Roberts	17.0	7.5	0.5	31.5	A-10 Co-Player of the Week
F- #45 Halil Kanacevic	8.8	7.3	3.9	29.0	Had 11 pts, 9 rebs at Temple
F- #43 DeAndre' Bemby	11.0	3.6	1.7	30.8	Double figures in two straight games
G- #10 Langston Galloway	18.1	4.9	1.1	34.7	Game-high 24 pts at Temple
G- #24 Chris Wilson	7.3	3.5	3.0	28.9	Season-high 18 pts vs. Creighton

OFF THE BENCH

F- #11 Daryus Quarles	4.6	1.5	0.7	17.8	Season-high 8 pts vs. Washington St.
F- #15 Isaiah Miles	3.0	1.8	0.4	12.5	Tied career-high with 8 pts vs. Wash. St.
G- #0 Evan Maschmeyer	1.9	0.6	0.6	7.1	Season-high 4 pts vs. Siena
F- #32 Papa Ndao	1.2	0.8	0.0	4.3	Has seen action in five games
F- #34 Javon Baumann	1.2	2.4	0.2	5.6	Had season-best 2 blocks vs. Siena
G- #22 Kyle Molock	0.0	0.0	0.2	2.8	Made SJU debut vs. Marist
G- #41 Colin Kelly	0.0	0.5	0.0	2.5	Senior walk-on
F- #20 Brendan Casper	1.0	0.0	0.0	1.5	Joins the Hawks as a walk-on
F- #25 Eric Kindler	0.0	2.0	0.0	1.0	Made the squad as a walk-on last year

HAWKS' ROSTER

NO.	NAME	CL	POS	HT	WT	HOMETOWN	HIGH SCHOOL
0	Evan Maschmeyer	Jr.	G	6-3	200	Jeffersonville, Ind.	Jeffersonville
10	Langston Galloway	Sr.	G	6-2	202	Baton Rouge, La.	Christian Life Academy
11	Daryus Quarles	Sr.	F	6-6	186	Paulsboro, N.J.	Paulsboro
13	Ronald Roberts, Jr.	Sr.	F	6-8	225	Bayonne, N.J.	Saint Peter's Prep
15	Isaiah Miles	So.	F	6-7	223	Owings Mills, Md.	Milford Mill
20	Brendan Casper	Fr.	F	6-6	215	Audubon, Pa.	Methacton
22	Kyle Molock	R-Fr.	G	6-2	192	Dublin, Ohio	Dublin Coffman
24	Chris Wilson	Jr.	G	6-3	210	Fayetteville, N.C.	Terry Sanford
25	Eric Kindler	Jr.	F	6-5	223	Mechanicsburg, Pa.	Trinity
32	Papa Ndao	Jr.	F	6-8	225	Dakar, Senegal	Montverde Academy (Fla.)
34	Javon Baumann	R-Fr.	F	6-8	257	Solms, Germany	Theodore Huess School
40	Jai Williams #	Fr.	F	6-9	275	Philadelphia, Pa.	PET Charter
41	Colin Kelly	Sr.	F	6-5	205	West Deptford, N.J.	Gloucester Catholic
43	DeAndre' Bembry	Fr.	F	6-6	200	Charlotte, N.C.	The Patrick School (N.J.)
45	Halil Kanacevic	Sr.	F	6-8	255	Staten Island, N.Y.	Curtis

expected to redshirt season

Head Coach: Phil Martelli (Widener '76) - 19th year**Assistant Coaches:** Mark Bass (Saint Joseph's '95) - 15th year; David Duda (Spring Garden '88) - 8th year;
Geoff Arnold (Saint Joseph's '86) - 6th year**Director of Basketball Operations:** Rob Sullivan (Saint Joseph's '06)**Athletic Trainer:** Bill Lukasiewicz (Springfield '88)

PRONUNCIATION GUIDE

Javon Baumann . . . ja-VON BOW (like now)-min
 Halil Kanacevic . . . huh-LILL CAN-uh-SEV-ick
 (Evan) MaschmeyerMASH-my-err
 (Kyle) MolockMOE-lock
 (Papa) NdaoNOW
 (Daryus) Quarlesdarius quarrels
 (Bill) LukasiewiczLu-KAZ-uh-WITZ



BROADCAST SCHEDULE

Date	Opponent	EST	TV	Radio	Video
Nov. 9	at Vermont	7:00 p.m.		610 WIP	UVM
Nov. 13	MARIST	7:00 p.m.		610 WIP	SJU
Nov. 16	CREIGHTON	7:00 p.m.	SNY, TCN	610 WIP	
Old Spice Classic (Orlando, Fla.)					
Nov. 28	vs. LSU	8:30 p.m.	ESPN2	610 WIP	
Nov. 29	vs. Siena	8:00 p.m.	ESPNU	1210 WPHT	
Dec. 1	vs. Washington St.	Noon	ESPNU	610 WIP	
Dec. 4	at Temple	8:00 p.m.	ESPNews	610 WIP	
Dec. 7	VILLANOVA	6:00 p.m.	CBSSN	610 WIP	
Dec. 18	DREXEL	7:00 p.m.	TCN	610 WIP	
Dec. 21	at Loyola-Md.	3:00 p.m.		610 WIP	Loyola
Dec. 29	BOSTON UNIVERSITY	5:00 p.m.		610 WIP	SJU
Dec. 31	BINGHAMTON	2:00 p.m.		610 WIP	SJU
Jan. 4	DENVER	2:00 p.m.		610 WIP	SJU
Jan. 8	at Massachusetts	7:00 p.m.	SNY, TCN	610 WIP	
Jan. 11	at George Mason	8:00 p.m.	CBSSN	610 WIP	
Jan. 15	DUQUESNE	7:00 p.m.		610 WIP	SJU
Jan. 18	at Penn (Palestra)	7:00 p.m.		610 WIP	SJU
Jan. 22	RHODE ISLAND	7:00 p.m.	TCN, OSN	610 WIP	SJU
Jan. 25	at Richmond	4:00 p.m.	NBCSN	610 WIP	
Jan. 29	at Dayton	7:00 p.m.	TCN, WHIO	610 WIP	SJU
Feb. 1	MASSACHUSETTS	6:00 p.m.	CBSSN	610 WIP	
Feb. 5	SAINT LOUIS	7:00 p.m.	SNY, TCN	610 WIP	
Feb. 8	VCU	8:00 p.m.	CBSSN	610 WIP	
Feb. 15	at La Salle	11:00 a.m.	ESPNU	610 WIP	
Feb. 19	at Rhode Island	7:00 p.m.	CSN, OSN	610 WIP	
Feb. 22	FORDHAM	2:00 p.m.		610 WIP	SJU
Feb. 25	DAYTON	7:00 p.m.	CBSSN	610 WIP	
March 1	at St. Bonaventure	3:00 p.m.	NBCSN	610 WIP	
March 5	at George Washington	9:00 p.m.	SNY, CSN+	610 WIP	
March 9	LA SALLE	4:00 p.m.	CBSSN	610 WIP	
March 12-	Atlantic 10 Championship			610 WIP	
March 16	(Barclays Center, Brooklyn, N.Y.)				

All broadcasts on CBS Sports Radio 610 and audio streaming on SJUHawks.com

CBSSN= CBS Sports Network; NBCSN= NBC Sports Network; SNY= SportsNet NY;
 TCN= The Comcast Network; CSN= Comcast SportsNet; CSN+= Comcast
 SportsNet (Pa.) and Comcast SportsNet Mid-Atlantic; OSN= Ocean State
 Networks

Video= school's website for streaming

SERIES HISTORY

SAINT JOSEPH'S vs. DREXEL

All-Time Series: SJU 44-9**SJU Streak:** 2 wins**First Meeting:** 1918-19, SJU 26-17**Last Meeting:** 12/31/12, SJU 63-49**Last SJU Win:** 12/31/12, 63-49**Last DU Win:** 12/1/10, 62-50**Coach Martelli vs. Drexel:** 12-4**Last 5 Games**

12/31/12	W	63-49	A
11/30/11	W	62-49	H
12/1/10	L	50-62	A
11/13/09	W	77-67 OT	H
12/31/08	L	52-64	P

Saint Joseph's has won 19 of the last 23 games vs. the Dragons and two in a row by almost identical scores (63-49 and 62-49)...The teams started playing games on the schools' campuses in 2009, moving the games from the Palestra... Drexel opened Hagan Arena for the Hawks on Nov. 13, 2009 as SJU scored a 77-67 overtime win.

STATISTICAL COMPARISON

	Saint Joseph's	Drexel
Overall Record	4-4	7-2
Conference Record	0-0	0-0
Home Record	1-2	2-0
Away Record	1-1	301
Neutral Record	2-1	2-1
Points per Game	73.2	73.9
Opponent Points per Game	74.9	68.3
Field Goal Pct.	.450	.427
Opponent Field Goal Pct.	.454	.412
3-Pt. Field Goals Made per Game	6.9	5.6
3-Pt. Field Goal Pct.	.348	.313
Opponent 3-Pt. Field Goal Pct.	.374	.264
Free Throws Made per Game	15.4	17.9
Free Throw Pct.	.665	.706
Rebounds per Game	36.9	39.9
Opponent Rebounds per Game	33.5	36.3
Assists per Game	12.1	12.3
Turnovers per Game	11.5	9.7
Opponent Turnovers per Game	10.1	11.6
Blocks per Game	4.5	3.2



PHIL MARTELLI Head Coach

Now in his 19th season as Saint Joseph's University head coach, **Phil Martelli** has built a program that is consistently one of the top in the conference, a perennial post-season participant and a key player on the national scene, while earning his place among the top coaches in the school's storied history. He has worked 29 years overall at SJU, including 10 seasons as an assistant coach.

Martelli is the Hawks' all-time leader in career victories with a mark of 342-241. He set the record with the victory over Morgan State on December 28, 2011, breaking the mark held by Bill Ferguson (309). Setting the school record for wins in a season (30) in 2004, Martelli has guided SJU to 20 or more victories seven times in the past 18 seasons, which is the most for any Hawks coach.

Martelli is the dean of Atlantic 10 coaches as the longest tenured coach currently in the league. He also ranks second all-time in the league in overall career victories, and with a 167-121 mark in Atlantic 10 play, owns the most conference wins for any active coach.

One of the more respected coaches in the game, he is currently the President of the NABC's Board of Directors and is a member of the NCAA Division I Men's Basketball Ethics Coalition.

The 2012-13 season saw an experienced Saint Joseph's squad reach the Atlantic 10 Quarterfinals and earn a second consecutive NIT bid, for the 11th postseason berth in Martelli's career. Among the highlights of the season was a win over nationally-ranked Notre Dame in the Coaches vs. Cancer Classic, a victory over local rival Temple and two wins over conference foe Xavier.

In 2011-12, Martelli and the Hawks became one of nine teams in the nation to win 20 games after losing 20 the previous season, and also returned to the postseason with an NIT bid. Saint Joseph's boasted a young and exciting squad, and one of the most balanced in school history, as five different players received Atlantic 10 honors, the most ever for the Hawks. SJU also scored two wins over Top 25 teams (Creighton and Temple) and Martelli became SJU's all-time leader in victories.

In 2010-11, Martelli guided the youngest squad in his career, which included three freshman starters. The Hawks made an exciting late-season run, earning a berth in the A-10 Tournament with a win in the final regular-season game, and won two games in the tourney to reach the semifinals. He reached two milestones with his 300th career victory (March 11) and his 150th conference win (March 5), while also coaching his 500th game and 250th A-10 contest.

Martelli faced a challenge in 2009-10 with a young and inexperienced squad that went 11-20, coming off a 2008-09 season that saw the Hawks go 17-15 for his ninth consecutive winning season. Among the highlights of '08-09 was Ahmad Nivins earning AP Honorable Mention All-America honors and becoming the third Hawk in six years to garner the Atlantic 10's Player of the Year Award. Nivins was also chosen by the Dallas Mavericks in the 2009 NBA Draft, becoming the third player coached by Martelli to be drafted.

The 2007-08 Hawks reached the Atlantic 10 Championship game for the third time in four years and earned the program's 19th bid to the NCAA Tournament, and Martelli's fifth. The 11th-seeded Hawks fell to sixth-seeded Oklahoma in the NCAA First Round, while ending the year at 21-13.

Martelli has been at his best when it counts the most as his 17 postseason wins (6 NCAA, 11 NIT) are the most in school history, ahead of Ramsay's 12. Martelli ranks first among Hawk coaches with a .608 postseason winning percentage (17-11) and has taken SJU to the postseason in nine of the last 13 years, and 11 times in his 18 seasons.

Martelli turned in another top-notch coaching performance in 2005-06, as the Hawks went from a 10-12 record to win eight consecutive games to reach the Atlantic 10 championship game for the second year in a row. SJU was rewarded with its sixth consecutive postseason bid, but saw the season come to an end in the NIT Second Round.

In 2004-05, Martelli turned in perhaps a more remarkable coaching job than in 2003-04 when he was the consensus National Coach of the Year. Faced with the loss of two NBA first-round draft picks, the 2004-05 Hawks struggled early on, but Martelli guided SJU to 21 wins in the calendar year of 2005 to finish 24-12. Saint Joseph's posted the conference's best record (14-2), won its fifth straight regular-season title to tie the league record, earned the A-10's top seed and reached the title game. He was named the Atlantic 10 Coach of the Year for the second straight season and the fourth time in his career. SJU made an exciting six-game run in the NIT, falling on a last-second shot in the championship game.

In 2003-04, Martelli guided a focused and unselfish squad that became the most com-

THE MARTELLI FILE

Career Record: 342-241 (19 years)
Atlantic 10 Record: 167-121
Postseason Record: 17-10 (overall); 6-5 (NCAA Tournament)

Birthdate: August 31, 1954

Hometown: Media, Pa.

Education: Widener University, 1976

Playing Career: Widener University, 1972-76

College Coaching Career: Head Coach, Saint Joseph's University, July 20, 1995 to present; Assistant Coach, Saint Joseph's, 1985-86 to 1994-95.

Family: Wife, Judy; children - Phil, Jr., Jimmy, Elizabeth; daughters-in-law Meghan and Julie; grandchildren Philip Stephen and Marra

Honors: 2004 Consensus National Coach of the Year; Atlantic 10 Coach of the Year (2005, 2004, 2001, 1997); USBWA District Coach of the Year (2004, 1997); Philadelphia Big 5 Coach of the Year (2004, 1997, 1996); Honorary Doctorates - Widener University 2004, Cabrini College 2006, Immaculata University 2010.

elling story in college basketball. The Hawks went undefeated in the regular season, reached the pinnacle as the top-ranked team in the nation and earned the school's first-ever number-one seed in the NCAA Tournament, while advancing to the Elite Eight. Jameer Nelson was the consensus National Player of the Year and with teammate Delonte West, were both first-round selections in the NBA Draft. SJU opened the season ranked 12th in the polls and moved up throughout the year, taking the top spot on March 8, 2004, for the first time ever, while finishing fifth in the polls, for SJU's highest final ranking since 1966.

Martelli joined with Nelson to sweep the national coach and player awards, marking one of the few times in history that the top player and coach were from the same school. In addition to the national awards, he was the Atlantic 10 Coach of the Year for the third time and a repeat winner of the Big 5 Coach of the Year.

He served as head coach of the 2005 USA Under-21 World Championship Team, which finished in fifth place finish at the FIBA U21 World Championships.

A 1976 graduate of Widener, Martelli began his career on Hawk Hill with SJU's 1985-86 NCAA Tournament team. After 10 years as an assistant at Saint Joseph's, Martelli was named the 14th coach in school history on July 20, 1995, and just the third non-alumnus to follow in the storied tradition of SJU coaches.

Martelli burst onto the scene in his first season (1995-96) and took the squad to the NIT championship game. He followed that in 1996-97 with the Atlantic 10 regular season and tournament titles, along with a berth in the NCAA Sweet 16.

Prior to his arrival at SJU, Martelli spent seven years as head basketball coach at Bishop Kenrick High School and had a stint as assistant coach at Widener, helping guide the Pioneers to the 1978 NCAA Division III Final Four.

As a point guard at Widener, he was part of the NCAA Tournament teams in 1975 and 1976, and set the school's single season and career assist marks.

Martelli and his wife, Judy, a former basketball player with the national champion Immaculata College teams in the 1970s, have three children - Phil, Jr., Jimmy and Elizabeth. Phil, Jr. is an assistant basketball coach at the University of Delaware while he and Elizabeth are both Saint Joseph's graduates. The Martelli's have two young grandchildren, Philip Stephen, and Marra, who are the children of Phil, Jr., and wife Meghan.

@PhilMartelliSJU

MARTELLI YEAR-BY-YEAR (19 seasons)

YEAR	OVERALL			ATLANTIC 10			POSTSEASON
	W	L	PCT	W	L	PCT	
1995-96	19	13	.594	9	7	.562	NIT Runner-up
1996-97	26	7	.788	13	3	.812	NCAA Sweet 16
1997-98	11	17	.393	3	13	.187	
1998-99	12	18	.400	5	11	.312	
1999-00	13	16	.448	7	9	.437	
2000-01	26	7	.788	14	2	.875	NCAA 2nd Round
2001-02	19	12	.613	12	4	.750	NIT 2nd Round
2002-03	23	7	.767	12	4	.750	NCAA 1st Round
2003-04	30	2	.937	16	0	1.000	NCAA Elite Eight
2004-05	24	12	.667	14	2	.875	NIT Runner-up
2005-06	19	14	.575	9	7	.562	NIT 2nd Round
2006-07	18	14	.562	9	7	.562	
2007-08	21	13	.617	9	7	.562	NCAA 1st Round
2008-09	17	15	.530	9	7	.562	
2009-10	11	20	.343	5	11	.312	
2010-11	11	22	.333	4	12	.250	
2011-12	20	14	.589	9	7	.562	NIT 1st Round
2012-13	18	14	.562	8	8	.500	NIT 1st Round
2013-14	4	4	.500	--	--	--	
Totals	342	241	.587	167	121	.580	5 NCAA, 6 NIT

LAST TIME OUT: Saint Joseph's fell to 14th-ranked and undefeated Villanova, 98-68, in Big 5 action in front of a standing-room only crowd at Hagan Arena. **Langston Galloway** scored 18 points to lead four Hawks in double digits while **DeAndre' Bembry** scored 17, **Ronald Roberts, Jr.** had 12 points and **Halil Kanacevic** tallied 10 for the Hawks. Saint Joseph's held the lead in the early going as a drive by Bembry gave the Hawks their biggest lead of the game, 30-23, with 5:20 in the first half. But the Wildcats went on a 7-0 run to tie it, 30-30. After Galloway put the Hawks up 33-32, Villanova scored another seven in a row to take a 39-33 lead. A jumper by Galloway at the buzzer cut SJU's halftime deficit to 39-35. Villanova took control of the game late in the first half and outscored the Hawks, 17-5, in the first six minutes of the second half to take a 59-40 lead. Saint Joseph's would come as close as 61-48 with 11:33 to play, but the Wildcats went up by 75-54 with 8:59 to play. The winning margin was their largest lead of the game.

FAMILIAR FOE: Drexel and Saint Joseph's have a great familiarity with each other and in fact, SJU is the only Philadelphia school on the Dragons' schedule this year. Drexel head coach Bruiser Flint is a 1987 graduate of Saint Joseph's and was a teammate of Hawks' assistant coach **Geoff Arnold**. The duo helped SJU to the 1986 Atlantic 10 title.

MOVING ON UP: **Langston Galloway** went over the 1,500-point mark at Temple and now has 1,534 points to rank 16th all-time. Here's the list of the former Hawks currently ahead of Galloway:

CAREER SCORING

Name	Seasons	G	POINTS
13. Marvin O'Connor	1999-02	89	1,678
14. Boo Williams	1977-81	115	1,554
15. Pat McFarland	1970-73	84	1,545
16. Langston Galloway	2010-	107	1,534
17. Dan Kelly	1967-70	80	1,524
18. Mike Hauer	1967-70	78	1,496

RON'S WEEKEND: **Ronald Roberts, Jr.**, was named the Atlantic 10 Co-Player of the Week for Dec. 2, sharing the award with VCU's Treveon Graham. It is the second time in his career that he has received the conference's weekly award and the first time this year. He was also selected to the 2013 Old Spice Classic All-Tournament Team as he helped the Hawks to a fifth-place finish with wins over Siena and Washington State by averaging 20 points, 7.0 rebounds and 1.7 blocks in SJU's three games in Orlando. The senior scored his 1,000th career point vs. LSU and shot 9-for-13 from the field in both the LSU and Siena games. In the win over Washington State, Roberts had 21 points, 10 rebounds and two blocks. On the week, Roberts shot 26-for-38 (68.4 percent) from the field.

THE BIG THREE: Senior tri-captains **Langston Galloway**, **Halil Kanacevic** and **Ronald Roberts, Jr.**, are the core of the Hawks' team and they currently account for 60 percent of SJU's scoring and 53 percent of the rebounding. There has only been one game thus far - Creighton - in which the Hawks' leading scorer was not one of those three.

SECOND-HALF WOES: The Hawks seem to get off to a slow start after halftime, something which has hurt them. SJU's numbers in the second half show less points scored and a decrease in shooting percentages, while the opponents have better numbers. Here are the statistics:

	1st Half	2nd Half
Scoring Avg.	38.4 (307)	34.9 (279)
Scoring Defense	33.6 (269)	41.2 (330)
FG%	.496 (116-234)	.402 (88-219)
FG% Defense	.430 (102-237)	.478 (108-226)
3PT%	.359 (28-78)	.338 (27-80)
3PT% Defense	.330 (31-94)	.429 (33-77)
FT%	.681 (47-69)	.655 (76-116)

ROCK OF AGES: This year's squad is one of SJU's most experienced teams in recent years. The average age of the starting five is 21.2 years old and the top six are the same when you add in **Daryus Quarles**. Three Hawks - **Langston Galloway**, **Ronald Roberts** and **Halil Kanacevic** - have each played over 100 games in their college careers.

ON THE LINE: One bright spot in the Temple loss was the Hawks' free-throw shooting, as they converted 81.3 percent in the game. They followed that with a 78.6 percent effort vs. Villanova. In the three games prior at the Old Spice Classic, SJU went 43-for-75 (57.3 percent) with a low of 46.3 percent (12-for-26) against LSU. Entering the tournament, Saint Joseph's had connected on 70.1 percent from the line - the season percentage is now 66.5 percent.

JOIN THE CLUB: **Ronald Roberts, Jr.** became the 51st Hawk to score 1,000 points in his career on a tip-in with 6:23 remaining in the first half vs. LSU. He now has 1,061 points to rank 40th the Hawks' all-time list. The senior also has 675 rebounds in his career, which ranks 23rd on SJU's all-time list behind Bill Phillips' total of 686. Here's a look at the all-time scoring list and the names Roberts should surpass in future weeks:

CAREER SCORING

Name	Seasons	G	POINTS
37. Chet Stachitas	2002-06	130	1,122
38. Tom Duff	1963-66	86	1,103
39. Damian Reid	1998-02	122	1,079
Bill Lynch	1952-56	94	1,079
40. Ronald Roberts	2010-	107	1,073
41. Steve Courtin	1961-64	82	1,060

LONG-DISTANCE SERVICE: With six three-pointers against Siena, **Langston Galloway** now ranks second on the Hawks' all-time list with 260. SJU's career leader is Pat Carroll (2001-05), who connected on 294. Galloway's in fine company, having surpassed Hawk greats Jameer Nelson and Marvin O'Connor.

CAREER 3-POINT FIELD GOALS

Name	Seasons	G	3FG
1. Pat Carroll	2001-05	98	294
2. Langston Galloway	2010-	107	260
3. Darrin Govens	2006-10	124	244
4. Marvin O'Connor	1999-02	89	231
5. Jameer Nelson	2000-04	125	229

THE DUNK CONNECTION: **Halil Kanacevic**, the team's leader in assists, has a knack for finding **Ronald Roberts** around the rim. Kanacevic assisted on three of Roberts' five dunks in the Washington State game and has a total of 11 assists on dunks this season, mostly to Roberts.

THE TOP FIVE: SJU's starters scored 67 of the team's 69 points in the loss to Temple.

LOOK AT LANGSTON: After a disappointing effort (8 pts) against his hometown team LSU, **Langston Galloway** rebounded in a big way against Siena. The senior scored a season-high 27 points and connected on six three-pointers. He shot 4-of-7 from beyond the arc in the first half as the Hawks built up their double-digit lead. Galloway's career-high of three-pointers is seven, which he achieved against Fordham in 2011-12. The senior has scored double figures in all but one game this year and tops the team in scoring with 18.1 ppg.

FAB FROSH: **DeAndre' Bembry** continues to impress with his play. The freshman scored 17 points, his second highest total of the year, against Villanova. He is averaging 11.0 points on the season and tops the squad in three-point percentage, hitting 45.5 percent, while ranking second on the team in field goal percentage with a mark of 51.6 percent.

FOUR FOR FOUR: Langston Galloway could become the first Hawk to lead the team for all four years in each of two categories - minutes played and three-point percentage. The senior is currently averaging a team-high 34.1 minutes played per game, but is second on the team in three-point percentage (.431). No player has led either of those categories for all four years.

HAIL HALIL: Halil Kanacevic fills the boxscore unlike any other player. He had a double-double against Creighton with 10 rebounds and 10 assists, which was the first of his career with those categories. That came after a 12-point, 11-rebound, 8-assist effort in the win over Marist. More recently, he had 11 points and nine rebounds at Temple. Phil Martelli said of the senior, "He may not be our best player but he's our most indispensable player. I tried to get some different guys in (vs. Creighton), but then you realize you just have to put him back in." The 6-8 forward tied for the team lead in assists last season and has reached double figures in assists twice in his career thus far.

RAVING ABOUT RON: Phil Martelli had this to say about Ronald Roberts after the LSU game: "Ron has worked at his game. He's been the Most Improved Player as voted by the coaching staff for three years in a row.... And he'd even be a candidate for this year. But what Ron will probably tell you after tonight is that he had three turnovers. I'm happy for him, he's the product of a really great family. He and (asst. coach) Dave Duda have worked on his game every day to try to get better."

FIRST HONOR: DeAndre' Bembry was named the Atlantic 10 Rookie of the Week for Nov. 17. He averaged 14.0 points, 3.5 rebounds and 3.0 assists as the Hawks went 1-1 on the week, while connecting on 54.5 percent from the field and 55.6 percent from three-point range. Bembry gained notice with his play in the Hawks' 82-79 loss to Creighton when he scored a team-high 20 points, including 14 in the second half. He shot 8-for-14 from the field and connected on 4-of-8 three-point field goals while adding four assists.

LONG-RANGE THREAT: Chris Wilson was one point shy of his career-high against Creighton when he tallied 18 points by converting 6-of-11 from three-point range. It marked the second time in his career that Wilson connected on six three-pointers in a game - the first was when he achieved a career-high 19 points against Notre Dame in 2012-13.

AT THE LINE: Halil Kanacevic and Ronald Roberts, Jr., both worked on their free-throw shooting in the off-season and it's showing. Kanacevic is shooting 81.1 percent after converting 64.5 percent last year. Roberts, who owned a 59.1 career free throw percentage entering this season, is now hitting 66.7 percent.

ABOUT BEMBRY: Phil Martelli likes what he has seen so far from freshman DeAndre' Bembry: "DeAndre' is a player beyond his age. He's got a really nice way about him and really takes in what you give him. After Bembry's 20-point performance against Creighton, Martelli said, "I think he is what we thought he would be. That's not a game for an 18-year-old, and he doesn't think or play like an 18-year-old. His shooting has been better than I would have anticipated and it's because he believes the ball is going in the basket. It's not great form but he has great confidence that the ball is going in the basket."

SEEING DOUBLE: Ronald Roberts led the Hawks last season with 13 double-doubles on the year and he has two so far this year, against Marist and Washington State. Halil Kanacevic might give Roberts some competition in that category as the senior also has two double-doubles - 12

HONOR ROLL

DeAndre' Bembry	Atlantic 10 Rookie of the Week (11/18)
Langston Galloway	Atlantic 10 Preseason All-Conference Second Team
Ronald Roberts, Jr.	Atlantic 10 Co-Player of the Week (12/2) Atlantic 10 Preseason All-Conference Second Team

HAWK LEADERS

(number of games led in each category; includes shared highs)

	<u>Points</u>	<u>Rebounds</u>	<u>Assists</u>	<u>Steals</u>	<u>Blocks</u>
Langston Galloway	5	1	0	1	1
Ronald Roberts	3	4	0	1	3
Halil Kanacevic	0	3	3	3	3
Chris Wilson	0	0	4	0	0
DeAndre' Bembry	1	1	0	1	1
Isaiah Miles	0	0	0	2	1
Daryus Quarles	0	0	0	1	0
Javon Baumann	0	0	0	1	1
Evan Maschmeyer	0	0	0	1	0

HAWK DOUBLES

	<u>Double-Figure Points</u>		
	<u>'13-14</u>	<u>Streak</u>	<u>Career</u>
Ronald Roberts	8	9	47
Langston Galloway	7	4	77
Halil Kanacevic	5	2	27
DeAndre' Bembry	4	3	4
Chris Wilson	1	--	14
Daryus Quarles	--	--	9

	<u>Double-Figure Rebounds</u>		
	<u>'13-14</u>	<u>Streak</u>	<u>Career</u>
Ronald Roberts	2	--	21
Halil Kanacevic	2	--	19

	<u>Double-Figure Assists</u>		
	<u>'13-14</u>	<u>Streak</u>	<u>Career</u>
Halil Kanacevic	1	--	2

	<u>Double-Doubles (pts-rebs)</u>		
	<u>'13-14</u>	<u>Streak</u>	<u>Career</u>
Ronald Roberts	2	--	20
Halil Kanacevic	1	--	10

	<u>Double-Doubles (rebs-asts)</u>		
	<u>'13-14</u>	<u>Streak</u>	<u>Career</u>
Halil Kanacevic	1	--	1

	<u>20+ Point Games</u>		
	<u>'13-14</u>	<u>Streak</u>	<u>Career</u>
Langston Galloway	3	--	25
Ronald Roberts	3	--	6
DeAndre' Bembry	1	--	1

points, 11 rebounds against Marist and 10 points and 10 assists vs. Creighton.

ON THE REBOUND: Halil Kanacevic and Ronald Roberts provide the Hawks with a solid rebounding tandem. Roberts averages a team-high 7.5 boards and 4.6 defensive rebounds per game while Kanacevic is averaging 7.3 rebounds per game, with a team-best 6.0 defensive rebounds.

SERVING THE COMMUNITY: Chris Wilson is one of 70 NCAA Men's Division I nominees for the Allstate NABC Good Works Team. The award, now in its second year, recognizes a select group of college basketball student-athletes who have made significant contributions to the greater good of their communities through volunteerism and civic service. Wilson has participated in numerous Saint Joseph's community service

projects, has volunteered at his church in Philadelphia and at home in Fayetteville, N.C. Teammate **Langston Galloway** was named to the inaugural team last year and made a trip to the 2013 NCAA Final Four.

OFF THE BENCH: Sophomore **Isaiah Miles** gave the Hawks solid play off the bench vs. Washington State, tying his career-high with eight points.

AROUND THE A-10: **Langston Galloway** ranks second in the Atlantic 10 in three-pointers made (3.1), is seventh in three-point percentage (43.1) and fourth in scoring (18.1). **Ronald Roberts** is third in field goal percentage (62.1), is tied for sixth in rebounding (7.5) and ranks sixth in offensive rebounds (2.9). **Halil Kanacevic** ranks ninth in the league in rebounding (7.3), assists (3.9) and blocks (1.1) and is third in defensive rebounds (5.5). **DeAndre' Bemby** is fourth in three-point percentage (51.6) and 10th in field goal percentage (45.5).

FROM THE START: Freshman **DeAndre' Bemby** made his collegiate debut in the starting lineup and scored 11 points at Vermont. He was the first freshman in SJU's starting lineup on opening day since 2010-11 when the trio of **Langston Galloway**, **Daryus Quarles** and C.J. Aiken each started their first collegiate game.

EVERYBODY INTO THE ACT: The Hawks' comfortable lead against Marist allowed **Phil Martelli** to get all 14 players into the game. The most notable entrance into the contest was that of redshirt freshman **Kyle Molock**, who had ACL surgery (right knee) in August 2012. Molock saw five minutes of action in his Saint Joseph's debut.

ENJOYING THE RIDE: On a number of occasions, **Phil Martelli** has said that he enjoys coaching this group. After the Creighton game, he elaborated, "I have a really great team. Now there are basketball pieces missing. But these guys, you can't wait to get to work with them in every aspect. The way they're perceived on campus and in recruiting is great."

VIVA ITALIA: Saint Joseph's got a jump on the season when it traveled to Italy in August for a 10-day, four-game tour. The Hawks visited Rome, Florence, Venice and Lake Como and posted a 4-0 record on the trip. It marked the second time that **Phil Martelli** took SJU to Italy, with the last trip coming in 1999.

DEAN OF COACHES: This is **Phil Martelli's** 19th season at the helm of the Hawks, and he is SJU's all-time leader in career victories with a 342-241 record. He is the longest tenured coach in the Atlantic 10 (19 years) and is now second on the conference's list for all-time career victories (340), behind John Chaney of Temple (516). Martelli is currently serving as the president of the National Association of Basketball Coaches (NABC).

SIGN THEM UP: Saint Joseph's had four high school standouts - James Demery, Markell Lodge, Shavar Newkirk, and Obi Romeo - sign National Letters of Intent during the early signing period. Demery is a 6-6 wing player from Northside Christian Academy in Charlotte, N.C. He averaged 16.8 points and 4.2 steals last season as his team won its second straight Independent School 2A state title. Lodge, originally from Virginia, is a 6-7 wing at Pace Academy in Carrboro, N.C., who is known for his tremendous athleticism and leaping ability. Newkirk is a 6-0 point guard from Cardinal Hayes High School in Bronx, N.Y. Considered one of the top point guards in New York City, he helped Cardinal Hayes to the CHSAA Semifinals in 2012. Romeo, a 6-foot-10 forward with a 94-inch wingspan, is originally from Nigeria and has been in the United States for the past three years, attending Greenbrier East High School in West Virginia. He averaged 10 points and 13 rebounds last season for the team that went 20-5.

STATS BY HALF

Points	High: 46 vs. Siena (1st) Low: 30 vs. LSU (1st)
Rebounds	High: 26 at Temple (1st); vs. Marist (1st) Low: 11 vs. Creighton (2nd)
Assists	High: 10 vs. Siena (1st); Creighton (1st) Low: 2 vs. Villanova (2nd); LSU (1st); at Vermont (2nd)
FG%	High: 65.4% at Vermont (1st) Low: 26.9% at Vermont (2nd)
3-pt FG%	High: 60.0% vs. Marist (2nd) Low: 0.0% (5x) last vs. Villanova (2nd)
FT%	High: 90.0% vs. Creighton (1st) Low: 40.0% vs. LSU (2nd)

INDIVIDUAL HIGHS BY HALF

Points	16, Langston Galloway at Temple (2nd); vs. Siena (1st)
Rebounds	8, Halil Kanacevic at Temple (1st)
Assists	8, Halil Kanacevic vs. Creighton (2nd)
Blocks	2, Halil Kanacevic vs. Wash. St. (2nd); Ronald Roberts vs. LSU (2nd); Isaiah Miles at Vermont (1st)
Steals	5, Langston Galloway vs. Siena (1st)
FG Made	6, Langston Galloway vs. Siena (1st); Ronald Roberts vs. LSU (1st)
3-pt FG Made	4, Langston Galloway at Temple (2nd); vs. Siena (1st); DeAndre' Bemby vs. Creighton (2nd)
FT Made	6, Langston Galloway at Vermont (2nd)

IN MEMORY: **Halil Kanacevic** changed his uniform number this year to 45 (from 21) in memory of his uncle, Rizo Popovic, who passed away during the 2012-13 season at the age of 45. Kanacevic explained, "It's one of the most selfish things you think of, as a player, when you're growing up. You get a certain number, you get infatuated with it...I've seen kids get into fights over a jersey number. My thing was, let me be unselfish about that and actually give meaning to it. I know what that number means, I know what it represents, I chose it for personal reasons, not a selfish reason. I felt like I needed to do it."

MEMBERS ONLY: The Hawks could have a trio of 1,000-point scorers on the team in **Langston Galloway**, **Ronald Roberts, Jr.** and **Halil Kanacevic**. Galloway already reached the plateau as a junior and currently has 1,534 points to rank 16th on the all-time scoring list. Roberts achieved it against LSU and now has 1,073 points while Kanacevic has 844 points counting his one season at Hofstra. The last time SJU had three 1,000-point scorers on the same squad was in 2007-08, with Pat Calathes, Rob Ferguson and Ahmad Nivins.

CALLING ON CHRIS: **Chris Wilson** opened last season as the starting point guard and has done that again this year. Last season, the junior topped SJU in assists with 112, while tying for the lead with his 3.5 average. Wilson started 23 contests and scored double figures nine times.

TEN YEARS AFTER: It's hard to believe but this season marks the 10th anniversary of Saint Joseph's memorable 2003-04 season, in which the Hawks went 27-0 during the regular season, and 30-2 overall, earned a number-one seed in the NCAA Tournament and reached the Elite Eight, while coming within two points of a Final Four berth. Jameer Nelson and **Phil Martelli** were the consensus National Player of the Year and National Coach of the Year, respectively, while creating a season on Hawk Hill for the record books.

HOME SWEET HOME: This marks the fifth season of Michael J. Hagan '85 Arena. The arena was dedicated in October 2009 after a two-year expansion and renovation of Alumni Memorial Fieldhouse, which was the

home of the Hawks since 1949. Saint Joseph's owns a 34-22 record in the five seasons of Hagan Arena, but a 353-104 overall record in 63 years of Hagan Arena/Alumni Memorial Fieldhouse. SJU is 1-2 on its home court this season.

COMEBACK KID: Redshirt freshman **Kyle Molock** made his debut against Marist after recovering from surgery to repair the ACL of his right knee suffered in August 2012. It was the third knee injury for Molock, as he previously had two knee injuries which shortened his high school career. He was averaging 19.0 points through eight games as a senior at Dublin Coffman when he tore the ACL of his right knee in January 2012; in July of 2010, he suffered a severe injury to all of the major ligaments in his left knee, causing him to miss his junior year.

WELCOME TO HAWK HILL: Newcomers this season are freshmen **DeAndre' Bemby**, **Jai Williams** and **Brendan Casper**. Bemby is an All-State selection from The Patrick School; Williams earned All-Public League honors in Philadelphia; and Casper, the Pottstown Area Player of the Year at Methacton High School, who joins the Hawks as a walk-on.

STRENGTH OF SCHEDULE: Saint Joseph's non-conference schedule is ranked as the second toughest in the A-10, behind VCU's. Other non-conference foes of note on the Hawks' schedule are Creighton, Villanova, Temple and Vermont.

CAPTAINS OF THE SHIP: **Langston Galloway**, **Halil Kanacevic** and **Ronald Roberts, Jr.**, were voted as tri-captains by their teammates. Galloway served as the Hawks' lone captain last year.

THE POINT FORWARD: **Halil Kanacevic's** unique passing ability for a forward allows the Hawk offense to often run through him. He has been SJU's leader in assists for the past two seasons, tying with **Chris Wilson** last year with a 3.5 average. In 2012-13, he ranked second on the team with 7.2 rebounds while scoring 8.5 points per game. Kanacevic leads the Hawks already this year with 4.1 assists per game.

WATCHING THE HAWKS: Saint Joseph's will have 21 games televised this season, including 13 national television appearances, which is the most ever for the Hawks. SJU's first appearance on national tv was against LSU in the Old Spice Classic on Thanksgiving on ESPN2, starting a stretch of five national telecasts in a row. (full schedule on page 2)

VETERAN GROUP: The Hawks have a core group with four players who held starting roles last season - **Langston Galloway**, **Ronald Roberts, Jr.**, **Chris Wilson** and **Halil Kanacevic** - along with another senior - **Daryus Quarles** - who has started 67 games in his career. Galloway and Roberts were the only two players to start all 32 games for the team in 2013. Wilson made 23 starts and led the team in assists with 112 and 3.5 per game while averaging 6.5 points. Kanacevic, who played in 26 games with 14 starts, averaged 8.5 points and 7.2 rebounds and also handed out 3.5 assists. Quarles was a starter his first two seasons in saw action in 29 games last year, mostly in a reserve role.

PRESEASON PICK: Saint Joseph's was voted to finish fifth in the Atlantic 10 Preseason Poll, as voted on by media and the league's coaches. The Hawks finished in a tie for eighth place last year with an 8-8 record.

A LOOK BACK: Last year's squad went 18-14 and earned its second consecutive NIT bid, for the 11th postseason berth under **Phil Martelli**.

WAITING IN THE WINGS: Freshman forward **Jai Williams**, from Philadelphia Electrical and Technical Charter School, earned All-Public

League Fourth Team honors is expected to redshirt the season to further his development. **Aaron Brown**, a 6-5 guard, transferred to SJU from West Virginia this summer and will sit out the year due to NCAA transfer rules. He was the Delaware County Player of the Year in 2010 for nearby Penn Wood High School and will have two years with the Hawks beginning in 2014-15.

CRADLE OF COACHES: The Saint Joseph's coaching connection is an impressive one. A total of seven Saint Joseph's graduates have gone on to become head coaches in the NBA, and SJU is tied with Illinois for second on the list of universities with alums that have served as NBA head coaches. Indiana tops the list with 11 graduates that have coached in the league. Jim O'Brien was the most recent NBA head coach, and his last year with the Indiana Pacers was in 2010-11. Below is the list of former Hawks who have held positions as NBA head coaches:

Player (Class)	NBA Teams	W-L (yrs.)
Jack Ramsay ('49)	Phila., Buf., Port., Ind.	864-783 (21)
Jim Lynam ('63)	L.A. Clippers, Phila., Wash.	328-392 (10)
Matt Guokas ('67)	Phila., Orlando	230-305 (7)
Paul Westhead ('61)	L.A. Lakers, Chicago, Denver	183-224 (6)
Jack McKinney ('57)	L.A. Lakers, Indiana	135-205 (5)
George Senesky ('43)	Philadelphia	119-97 (3)
Jim O'Brien ('74)	Indiana, Phila., Boston	303-327 (8)

KEEPING IT IN THE FAMILY: **Phil Martelli's** staff consists of three former Hawk players. Assistant coach **Mark Bass** was a junior on Martelli's first team in 1995-96, and then was a senior on the squad that reached the NIT Final in 1997. Assistant coach **Geoff Arnold** played for the Hawks from 1982 to 1986, and was a member of the 1986 Atlantic 10 championship team. Arnold was a member of Martelli's coaching staff for one season in 1995-96, and then returned to Hawk Hill at the start of the 2008-09 season. Director of basketball operations **Rob Sullivan** was a member of the 2004 Elite Eight team.

LOOKING AHEAD: The Hawks will visit Loyola-Md. on Dec. 21. After a break for Christmas, Saint Joseph's will have three straight home games before starting A-10 play on January 8.

HAWKS IN THE A-10 STATS

(thru games of Dec. 15)

	Category	All	A-10
D. Bembry	FG Pct.	13th	--
	3-Pt. Pct.	5th	--
L. Galloway	Scoring	4th	--
	FT Pct.	4th	--
	3-Pt. Pct.	8th	--
	3-Pt. FGM	1st	--
	Minutes	6th	--
Halil Kanacevic	Rebounding	9th	--
	Assists	9th	--
	FT Pct.	15th	--
	Blocks	8th	--
	Ast/TO Ratio	12th	--
	Def. Reb.	3rd	--
Ronald Roberts	Scoring	6th	--
	Rebounding	7th-T	--
	FG Pct.	6th	--
	Blocks	11th-T	--
	Off. Reb.	5th	--
	Def. Reb.	12th	--
Chris Wilson	Assists	13th	--
	Ast/TO Ratio	6th	--
TEAM	Category	All	A-10
	Scoring Off	8th	--
	Scoring Defense	12th	--
	Scoring Margin	13th	--
	FT Pct.	10th	--
	FG Pct.	5th	--
	FG Pct. Defense	10th	--
	3-Pt. FG Pct.	5th	--
	3-Pt. FG Pct. Def	12th	--
	Reb. Offense	7th	--
	Reb. Defense	5th	--
	Reb. Margin	6th	--
	Blocked Shots	4th	--
	Assists	9th	--
	Steals	13th	--
	Turnover Margin	12th	--
	Ast/TO Ratio	8th	--
	Off. Rebs	11th	--
	Def. Rebs	4th	--
	Def. Reb Pct.	4th	--
	Off. Reb Pct.	9th	--
	3-Pt. FG Made	3rd	--

FREE THROW SHOOTING**Final 5:00 of game (regulation only)**

Player	FTM	FTA	Pct.
Ronald Roberts	7	7	1.000
Evan Maschmeyer	6	6	1.000
Papa Ndao	2	2	1.000
Langston Galloway	5	9	.556
Halil Kanacevic	1	2	.500
DeAndre' Bembry	1	2	.500
Javon Baumann	1	2	.500
Daryus Quarles	1	4	.250
Chris Wilson	0	2	.000
Team	24	37	.648

Final 1:00 of game (regulation only)

Player	FTM	FTA	Pct.
Papa Ndao	2	2	1.000
Evan Maschmeyer	2	2	1.000
Ronald Roberts	4	5	.800
Langston Galloway	3	4	.750
DeAndre' Bembry	1	2	.500
Daryus Quarles	1	4	.250
Team	13	19	.684

DUNKS

Player	Dunks
Ronald Roberts	17
Halil Kanacevic	6
Langston Galloway	4
DeAndre' Bembry	2
Javon Baumann	1
Daryus Quarles	1

Assists on Dunks

Player	Passes	Lob Passes
Halil Kanacevic	8	3
DeAndre' Bembry	5	0
Langston Galloway	1	1
Chris Wilson	1	0
Evan Maschmeyer	0	1

THE LAST TIME . . .

SAINT JOSEPH'S . . .

Won in overtime	79-70 vs. Notre Dame, 11/16/12
Lost in overtime	92-86 at #22 VCU, 1/17/13
Won in double overtime	83-81 over Lafayette, 12/29/00
Lost in double overtime	98-93 at St. Bonaventure, 2/29/12
Won in triple overtime	92-86 over Rhode Island, 1/10/09
Played a Top 10 opponent	97-89 loss to #3 Villanova, 12/9/09
Played a ranked opponent	98-68 loss to #14/19 Villanova, 12/7/13
Defeated a Top 10 opponent	71-66 win over #8 Xavier, 3/6/08
Defeated a Top 25 opponent	79-70 win over #20 Notre Dame, 11/16/12
Was ranked in the Top 25	#5 by AP and ESPN/USA Today, 4/7/04
Won by 50 points or more	114-63 (51 pts) over St. Bonaventure, 1/24/04
Won by 40-49 points	82-42 (40 pts) over Penn, 1/19/08
Won by 30-39 points	81-44 (37 pts) over Rhode Island, 3/6/13
Won by 20-29 points	82-56 (26 pts) over Fordham, 3/2/13
Scored 100 points or more	114-63 win over St. Bonaventure, 1/24/04
Scored less than 50 points	52-40 loss at Charlotte, 3/9/13
Shot 60 percent or better	61.5% vs. St. Bonaventure, 2/26/11
Shot 50-59 percent	51.9% vs. VCU, 3/15/13
Shot under 30 percent	29.2% at Charlotte, 3/9/13
Made 10 or more 3-point field goals	14 vs. Creighton, 11/16/13
Did not make any 3-point field goals	0 vs. Massachusetts, 2/26/09
Totaled 50 or more rebounds	50 at St. Bonaventure, 1/14/09
Had less than 25 rebounds	19 at La Salle, 2/16/13
Totaled 20 or more assists	20 at St. Bonaventure, 2/29/12
Had 20 or more turnovers	20 at #22 VCU, 1/17/13
Had 15 or more steals	15 vs. Lehigh, 12/20/09
Had 10 or more blocks	10 at Duquesne, 1/12/13
Had 4 players in double figures	vs. #14 Villanova, 12/7/13
Had 5 players in double figures	vs. Notre Dame, 11/16/12

A SAINT JOSEPH'S PLAYER . . .

Scored 40 or more points	47, Tony Costner vs. Alaska-Anchorage, 12/30/83 **
Scored 30 or more points	32, Carl Jones vs. Iona, 12/28/12
Scored 25-29 points:	27, Langston Galloway vs. Siena, 11/29/13
Scored 20-24 points:	24, Langston Galloway at Temple, 12/14/13
Made 8 or more 3-point field goals:	8, Pat Carroll vs. Duquesne, 2/5/05
Made 10 or more free throws:	10, Carl Jones vs. VCU, 3/15/13
Attempted 15 or more free throws:	16, Ronald Roberts vs. Notre Dame, 11/16/12
Attempted 20 or more field goals:	21 (6 made), Tasheed Carr vs. Temple, 3/12/09
Had 10-19 rebounds:	10, Ronald Roberts vs. Wash. St., 12/1/13
Had 20 or more rebounds:	20, Ahmad Nivins vs. Rhode Island, 1/10/09
Had 10 or more blocks:	10, Dwayne Jones vs. St. Bonaventure, 3/19/05
Had 5-9 blocks:	5, C.J. Aiken at Saint Louis, 2/27/13
Had 5 or more steals:	5, Langston Galloway vs. Siena, 11/29/13
Had 10 or more assists:	10, Halil Kanacevic vs. Creighton, 11/16/13
Had a double-double:	Ronald Roberts vs. Wash. St. (21 pts, 10 rebs), 12/1/13
Had a triple-double:	Dwayne Jones (11 pts, 11 rebs, 10 blk) vs. St. Bonaventure, 2/19/05
Played 40 minutes (in regulation):	Langston Galloway vs. St. John's, 3/19/13

AN OPPONENT . . .

Scored less than 50 points	44 by Rhode Island, 3/6/13
Scored less than 40 points	35 by Yale, 11/12/12
Shot under 30 percent	29.0% by Rhode Island, 3/6/13
Shot 60 percent or better	60.9% by Western Kentucky, 11/12/10
Scored 100 points or more	104 by Iona, 11/23/11

** Denotes school record

HAWKS BY THE NUMBERS

SJU's Record in Games....

Decided by 5 points or less	1-1
Decided by 6-10 points	1-1
Decided by 11 points or more	2-2
Decided in overtime	0-0
Played during the day	1-0
Played at night	3-4
Televised	4-4
Home	1-2
Away	1-1
Neutral	2-1
In November	4-2
in December	0-2
In white uniforms	3-1
In crimson uniforms	1-1
In gray uniforms	0-2
When winning the opening tip-off	3-1

SJU's Record When Scoring....

Less than 60 points	0-0
60-69 points	1-3
70-79 points	3-1
80-89 points	0-0
90-99 points	0-0

SJU's Record When Allowing....

Less than 60 points	0-0
60-69 points	4-0
70-79 points	0-1
80-89 points	0-2
90-100 points	0-1

SJU's Record When....

Leading at the half	4-1
Trailing at the half	0-3

SJU's Record When Shooting...

50% or better	1-0
Less than 50%	3-4
Better than opponent	4-0
Worse than opponent	0-4

SJU's Record When...

Outrebounding opponent	3-1
Outrebounded by opponent	1-3
Equal rebounds	0-0
Committing fewer TOs than opponent	1-1
Committing more TOs than opponent	3-2
Committing equal TOS	0-1
Committing 14 or fewer TOs	4-3
Committing 15 or more TOs	0-1
Galloway scores double figures	4-3
Roberts scores double figures	4-4
Kanacevic scores double figures	2-4
Bembry scores double figures	2-3
Four players score double figures	0-3
Five players score double figures	0-0

MISCELLANEOUS STATS

Largest winning margin: 19 vs. Marist
Largest lead in a game: 24 vs. Siena and Marist
Largest margin of defeat: 17 vs. LSU
Largest deficit in a game: 30 vs. Villanova
Largest deficit overcome to win: N/A
Largest winning margin lost: 30 vs. Villanova

THE HAWK

The Saint Joseph's Hawk mascot has been flapping its wings for 57 years.

One of the most famous mascots in college sports, the Hawk is best known for staying in constant motion by flapping its wings throughout every basketball game and representing the Saint Joseph's motto, "The Hawk Will Never Die".

The idea for the Hawk as a mascot was originated by Jim Brennan during the 1954-55 season. Brennan, an ex-Marine and SJU cheerleader, at first wanted to secure an actual hawk, but later switched to the costume idea. The student government raised the 120 dollars needed to buy the initial costume, which Brennan donned for three years. He made his debut as the Hawk on January 4, 1956, a 69-56 win over La Salle at the Palestra. The Hawk has not missed a men's basketball game since that first season.



In addition to the constant flapping, the Hawk is also recognized by its "flying" in figure eights around the court during timeouts. The constant motion, coupled with the scrappy play of the University's athletic teams, helped to spawn the school's familiar slogan "The Hawk Will Never Die!" A few years ago, ESPN used a "flap-o-meter" on the national telecast of a Saint Joseph's game to estimate that the Hawk flaps its wings 3,500 times during a regulation game.

The Hawk is unique because it is one of the few mascots in the nation that travels to every game, and the student who holds the position gains a tuition scholarship. The student, who is selected through an interview process during the previous spring semester, also serves as a team manager for the men's basketball team and travels with the squad.

Ian Klinger, the 35th student to wear the wings, is the Hawk mascot for the second consecutive season. He is a junior finance and accounting major from Millersburg, Pa.

SAINT JOSEPH'S

The corporate title of "Saint" Joseph's University, which has been in place since Saint Joseph's was granted university status by the Commonwealth of Pennsylvania in 1979, is now the public title of the institution for all aspects of its operations.

Official reference: Saint Joseph's University
Saint Joseph's

Acceptable in headlines or informal references:
Saint Joseph's
SJU
St. Joe's

UNACCEPTABLE: St. Joseph's

ON THE AIR

TV: Saint Joseph's will again have a strong presence on television in 2013-14, with a total of 21 games scheduled for coverage, including 13 national broadcasts. (Complete schedule on page 2)

RADIO: Saint Joseph's University and CBS Sports Radio 610 AM (WIP) are in the third year of the partnership to broadcast every Hawk game. The Saint Joseph's Sports Network team of **Matt Martucci** and **Joe Lunardi** will provide the play-by-play and color commentary. Martucci, a 2006 Syracuse University graduate, is in his fifth year as full-time play-by-play announcer. Lunardi, in his 24th year on the Hawks' radio broadcasts, is the associate vice president for marketing at Saint Joseph's, and is a college basketball analyst for ESPN.com with his popular "Bracketology" column. Games can also be heard via audio streaming free of charge on www.SJUHawks.com. CBS Sports Radio 610 will also be the home of Phil Martelli's "HawkTalk" radio show, which will air once a week beginning in January.

INTERNET: Information for Saint Joseph's basketball is found at SJU's athletics website, www.SJUHawks.com with statistics, updated game notes, and live in-game statistics for all Hawk home games, and selected road games. Through Hawks All-Access, fans can follow every home game through audio streaming as well as video streaming for non-televised games. All road games are covered with audio streaming and video streaming also available for selected ones. Video features on the team will also be available on the site.



**For articles on the Hawks, go to
"Hawks in the News" on SJUHawks.com**

<http://tinyurl.com/HawksintheNews>

Media Guide Online at SJUHawks.com

<http://tinyurl.com/SJUMediaGuide>

CAREER HIGHS

#34 JAVON BAUMANN

PTS: 5 vs. Marist (11/13/13)
 REB: 6 vs. Marist (11/13/13)
 AST: 1 at Vermont (11/9/13)
 FGM: 2 vs. Marist (11/13/13)
 FGA: 2 (2x) last vs. Siena (11/29/13)
 3FGM: --
 3FGA: --
 FTM: 1 vs. Marist (11/13/13)
 FTA: 2 vs. Marist (11/13/13)
 BLK: 2 vs. Siena (11/29/13)
 STL: 1 at Vermont (11/9/13)
 TO: 2 vs. Marist (11/13/13)
 MIN: 9 vs. Marist (11/13/13)

#43 DeANDRE' BEMBRY

PTS: 20 vs. Creighton (11/16/13)
 REB: 9 at Temple (12/4/13)
 AST: 2 (4x) last vs. Villanova (12/7/13)
 FGM: 8 vs. Creighton (11/16/13)
 FGA: 14 vs. Creighton (11/16/13)
 3FGM: 4 vs. Creighton (11/16/13)
 3FGA: 8 vs. Creighton (11/16/13)
 FTM: 5 vs. Villanova (12/7/13)
 FTA: 7 vs. Villanova (12/7/13)
 BLK: 2 vs. Villanova (12/7/13)
 STL: 3 vs. Siena (11/29/13)
 TO: 4 (2x) last at Temple (12/4/13)
 MIN: 37 vs. Creighton (11/16/13)

#20 BRENDAN CASPER

PTS: 2 vs. Marist (11/13/13)
 REB: --
 AST: --
 FGM: 1 vs. Marist (11/13/13)
 FGA: 4 vs. Marist (11/13/13)
 3FGM: --
 3FGA: --
 FTM: --
 FTA: --
 BLK: --
 STL: --
 TO: --
 MIN: 2 vs. Marist (11/13/13)

#10 LANGSTON GALLOWAY

PTS: 32 at Penn (1/21/12)
 REB: 9 (7x) last vs. Penn (1/19/13)
 FGM: 10 (3x) last vs. GW (2/23/13)
 FGA: 19 at VCU (1/17/13)
 3FGM: 7 vs. Fordham (1/11/12)
 3FGA: 12 (2x) last at Temple (12/4/13)
 FTM: 7 at Fordham (2/13/11)
 FTA: 9 at Fordham (2/13/11)
 AST: 8 vs. Rutgers (11/26/10)
 BLK: 3 at Fairfield (11/23/10)
 STL: 7 vs. Minnesota (12/8/10)
 TO: 5 vs. Charlotte (1/7/12)
 MIN: 49 at Iona (11/23/11)

#21 HALIL KANACEVIC

PTS: 18 vs. La Salle (2/4/12)
 REB: 15 (3x) last vs. UMass (2/11/12)
 FGM: 7 (2x) last vs. Charlotte (3/6/12)
 FGA: 13 (2x) last at Xavier (1/18/12)
 3FGM: 3 vs. Notre Dame (11/16/12)
 3FGA: 5 vs. Notre Dame (11/16/12)
 FTM: 6 vs. Fordham (3/2/13)
 FTA: 8 (2x) last at Temple (12/4/13)
 AST: 12 vs. Morgan State (12/28/11)
 BLK: 7 vs. Morgan State (12/28/11)
 STL: 4 (2x) last vs. LSU (11/28/13)
 TO: 7 at Xavier (1/18/12)
 MIN: 44 vs. Notre Dame (11/16/12)

#41 COLIN KELLY

PTS: --
 REB: 1 (2x) last vs. Marist (11/13/13)
 AST: --
 FGM: --
 FGA: --
 3FGM: --
 3FGA: --
 FTM: --
 FTA: 2 vs. Harvard (11/20/12)
 BLK: 1 vs. Rhode Island (3/6/13)
 STL: --
 TO: 1 vs. Harvard (11/20/12)
 MIN: 4 vs. Marist (11/13/13)

#25 ERIC KINDLER

PTS: 3 vs. Rhode Island (3/6/13)
 REB: 2 vs. Marist (11/13/13)
 AST: 1 vs. Fordham (3/2/13)
 FGM: 1 (2x) last vs. Rhode Island (3/6/13)
 FGA: 1 (2x) last vs. Rhode Island (3/6/13)
 3FGM: --
 3FGA: --
 FTM: 1 vs. Rhode Island (3/6/13)
 FTA: 2 vs. Rhode Island (3/6/13)
 BLK: --
 STL: 1 (2x) last vs. Rhode Island (3/6/13)
 TO: --
 MIN: 2 vs. Rhode Island (3/6/13)

#10 EVAN MASCHMEYER

PTS: 6 at Temple (1/28/12)
 REB: 2 (4x) last vs. Rhode Island (3/6/13)
 FGM: 1 (8x) last vs. Villanova (12/7/13)
 FGA: 3 vs. Richmond (2/13/13)
 3FGM: 1 (2x) last vs. Marist (11/13/13)
 3FGA: 2 (2x) last vs. Marist (11/13/13)
 FTM: 4 vs. Siena (11/29/13)
 FTA: 4 (2x) last vs. Siena (11/29/13)
 AST: 2 (3x) last vs. Penn (1/19/13)
 BLK: --
 STL: 1 (5x) last vs. Washington St. (12/1/13)
 TO: 2 vs. Penn (1/19/13)
 MIN: 14 (2x) last vs. Siena (11/29/13)

#15 ISAIAH MILES

PTS: 8 (2x) last vs. Washington St. (12/1/13)
 REB: 4 at Vermont (11/9/13)
 AST: 1 (7x) last at Temple (12/4/13)
 FGM: 3 (2x) last vs. Washington St. (12/1/13)
 FGA: 5 vs. Washington St. (12/1/13)
 3FGM: 2 (2x) last vs. Washington St. (12/1/13)
 3FGA: 5 vs. Washington St. (12/1/13)
 FTM: 2 (2x) last vs. Creighton (11/16/13)
 FTA: 4 vs. Penn (1/19/13)
 BLK: 2 at Vermont (11/9/13)
 STL: 1 (2x) last vs. Washington St. (12/1/13)
 TO: 2 vs. Creighton (11/16/13)
 MIN: 19 at Vermont (11/9/13)

#22 KYLE MOLOCK

PTS: --
 REB: --
 AST: 1 vs. Marist (11/13/13)
 FGM: --
 FGA: 1 vs. Marist (11/13/13)
 3FGM: --
 3FGA: --
 FTM: --
 FTA: --
 BLK: --
 STL: --
 TO: --
 MIN: 5 vs. Marist (11/13/13)

#32 PAPA NDAO

PTS: 8 at Creighton (12/1/12)
 REB: 6 vs. Tulsa (11/20/11)
 FGM: 3 at Creighton (12/1/12)
 FGA: 7 vs. Morgan State (12/28/11)
 3FGM: 2 (2x) last at Creighton (12/1/12)
 3FGA: 6 vs. Morgan State (12/28/11)
 FTM: 2 (3x) last vs. LSU (11/28/13)
 FTA: 3 vs. Yale (11/12/12)
 AST: 2 (3x) last vs. Villanova (12/17/11)
 BLK: 4 vs. Morgan State (12/28/11)
 STL: 2 at Penn (1/21/12)
 TO: 3 (4x) last vs. Florida State (11/17/12)
 MIN: 20 (2x) last vs. Morgan State (12/28/11)

#11 DARYUS QUARLES

PTS: 17 vs. Norfolk State (11/20/10)
 REB: 6 vs. Penn State (11/26/11)
 AST: 5 (4x) last at GW (2/18/12)
 FGA: 12 (2x) last vs. Duquesne (1/5/11)
 3FGM: 4 vs. Norfolk State (11/20/10)
 3FGA: 7 vs. Duquesne (1/5/11)
 FTM: 4 at Richmond (2/1/12)
 FTA: 7 at GW (2/18/12)
 AST: 6 vs. GW (1/8/11)
 BLK: 2 vs. GW (1/8/11)
 STL: 2 (3x) last vs. Marist (11/13/13)
 TO: 3 (4x) last at VCU (1/17/13)
 MIN: 31 at GW (2/18/12)

#13 RONALD ROBERTS, JR.

PTS: 27 vs. Dayton (1/25/12)
 REB: 16 vs. Notre Dame (11/16/12)
 FGM: 10 vs. Dayton (1/25/12)
 FGA: 16 vs. Fairfield (12/22/12)
 3FGM: --
 3FGA: --
 FTM: 11 vs. Notre Dame (11/16/12)
 FTA: 16 vs. Notre Dame (11/16/12)
 AST: 4 at Duquesne (1/12/13)
 BLK: 4 vs. Butler (1/9/13)
 STL: 2 (9x) last at Fordham (1/30/13)
 TO: 5 at Temple (12/4/13)
 MIN: 41 (2x) last at VCU (1/17/13)

#24 CHRIS WILSON

PTS: 19 vs. Notre Dame (11/16/12)
 REB: 9 at Coppin State (12/4/12)
 FGM: 6 (2x) last vs. Creighton (11/16/13)
 FGA: 11 (2x) last vs. Creighton (11/16/13)
 3FGM: 5 vs. Butler (1/9/13)
 3FGA: 8 at Duquesne (1/12/13)
 FTM: 7 at St. Bonaventure (2/29/12)
 FTA: 8 at St. Bonaventure (2/29/12)
 AST: 9 at VCU (1/17/13)
 BLK: 2 vs. Northern Iowa (3/14/12)
 STL: 3 (2x) last vs. Morgan State (1/5/13)
 TO: 5 vs. Coppin State (12/21/11)
 MIN: 41 vs. Notre Dame (11/16/12)

SEASON HIGHS

#34 JAVON BAUMANN

PTS: 5 vs. Marist (11/13/13)
 REB: 6 vs. Marist (11/13/13)
 AST: 1 at Vermont (11/9/13)
 FGM: 2 vs. Marist (11/13/13)
 FGA: 2 (2x) last vs. Siena (11/29/13)
 3FGM: --
 3FGA: --
 FTM: 1 vs. Marist (11/13/13)
 FTA: 2 vs. Marist (11/13/13)
 BLK: 2 vs. Siena (11/29/13)
 STL: 1 at Vermont (11/9/13)
 TO: 2 vs. Marist (11/13/13)
 MIN: 9 vs. Marist (11/13/13)

#43 DeANDRE' BEMBRY

PTS: 20 vs. Creighton (11/16/13)
 REB: 9 at Temple (12/4/13)
 AST: 2 (4x) last vs. Villanova (12/7/13)
 FGM: 8 vs. Creighton (11/16/13)
 FGA: 14 vs. Creighton (11/16/13)
 3FGM: 4 vs. Creighton (11/16/13)
 3FGA: 8 vs. Creighton (11/16/13)
 FTM: 5 vs. Villanova (12/7/13)
 FTA: 7 vs. Villanova (12/7/13)
 BLK: 2 vs. Villanova (12/7/13)
 STL: 3 vs. Siena (11/29/13)
 TO: 4 (2x) last at Temple (12/4/13)
 MIN: 37 vs. Creighton (11/16/13)

#20 BRENDAN CASPER

PTS: 2 vs. Marist (11/13/13)
 REB: --
 AST: --
 FGM: 1 vs. Marist (11/13/13)
 FGA: 4 vs. Marist (11/13/13)
 3FGM: --
 3FGA: --
 FTM: --
 FTA: --
 BLK: --
 STL: --
 TO: --
 MIN: 2 vs. Marist (11/13/13)

#10 LANGSTON GALLOWAY

PTS: 27 vs. Siena (11/29/13)
 REB: 8 vs. Marist (11/13/13)
 AST: 3 vs. Marist (11/13/13)
 FGM: 8 (2x) last at Temple (12/4/13)
 FGA: 16 (2x) last vs. Villanova (12/7/13)
 3FGM: 6 (2x) last at Temple (12/4/13)
 3FGA: 12 last at Temple (12/4/13)
 FTM: 6 at Vermont (11/9/13)
 FTA: 8 at Vermont (11/9/13)
 BLK: 2 vs. Villanova (12/7/13)
 STL: 5 vs. Siena (11/29/13)
 TO: 2 at Vermont (11/9/13)
 MIN: 38 at Vermont (11/9/13)

#21 HALIL KANACEVIC

PTS: 12 vs. Marist (11/13/13)
 REB: 11 vs. Marist (11/13/13)
 AST: 10 vs. Creighton (11/16/13)
 FGM: 4 (3x) last vs. Siena (11/29/13)
 FGA: 9 (4x) last vs. Villanova (12/7/13)
 3FGM: 1 vs. Creighton (11/16/13)
 3FGA: 5 vs. Creighton (11/16/13)
 FTM: 5 at Temple (12/4/13)
 FTA: 8 at Temple (12/4/13)
 BLK: 3 vs. Marist (11/13/13)
 STL: 4 vs. LSU (11/28/13)
 TO: 5 vs. Marist (11/13/13)
 MIN: 36 vs. Siena (11/29/13)

#41 COLIN KELLY

PTS: --
 REB: 1 vs. Marist (11/13/13)
 AST: --
 FGM: --
 FGA: --
 3FGM: --
 3FGA: --
 FTM: --
 FTA: --
 BLK: --
 STL: --
 TO: --
 MIN: 4 vs. Marist (11/13/13)

#25 ERIC KINDLER

PTS: --
 REB: 2 vs. Marist (11/13/13)
 AST: --
 FGM: --
 FGA: --
 3FGM: --
 3FGA: --
 FTM: --
 FTA: --
 BLK: --
 STL: --
 TO: --
 MIN: 1 vs. Marist (11/13/13)

#0 EVAN MASCHMEYER

PTS: 4 vs. Siena (11/29/13)
 REB: 2 vs. LSU (11/28/13)
 AST: 1 (2x) last vs. Villanova (12/7/13)
 FGM: 1 (3x) last vs. Villanova (12/7/13)
 FGA: 4 (2x) last vs. LSU (11/28/13)
 3FGM: --
 3FGA: 1 vs. Washington St. (12/1/13)
 FTM: 4 vs. Siena (11/29/13)
 FTA: 4 vs. Siena (11/29/13)
 BLK: --
 STL: 1 vs. Washington St. (12/1/13)
 TO: 1 (2x) last vs. LSU (11/28/13)
 MIN: 14 vs. Siena (11/29/13)

#15 ISAIAH MILES

PTS: 8 vs. Washington St. (12/1/13)
 REB: 4 at Vermont (11/9/13)
 AST: 1 (2x) last vs. Marist (11/13/13)
 FGM: 3 vs. Washington St. (12/1/13)
 FGA: 5 vs. Washington St. (12/1/13)
 3FGM: 2 vs. Washington St. (12/1/13)
 3FGA: 4 vs. Villanova (12/7/13)
 FTM: 2 vs. Creighton (11/16/13)
 FTA: 2 (2x) last vs. Creighton (11/16/13)
 BLK: 2 at Vermont (11/9/13)
 STL: 1 at Vermont (11/9/13)
 TO: 2 vs. Creighton (11/16/13)
 MIN: 19 at Vermont (11/9/13)

#22 KYLE MOLOCK

PTS: --
 REB: --
 AST: 1 vs. Marist (11/13/13)
 FGM: --
 FGA: 1 vs. Marist (11/13/13)
 3FGM: --
 3FGA: --
 FTM: --
 FTA: --
 BLK: --
 STL: --
 TO: --
 MIN: 5 vs. Marist (11/13/13)

#32 PAPA NDAO

PTS: 5 vs. LSU (11/28/13)
 REB: 2 vs. Siena (11/29/13)
 AST: --
 FGM: 1 (2x) last vs. LSU (11/28/13)
 FGA: 3 vs. LSU (11/28/13)
 3FGM: 1 vs. LSU (11/28/13)
 3FGA: 3 vs. LSU (11/28/13)
 FTM: 2 vs. LSU (11/28/13)
 FTA: 2 vs. LSU (11/28/13)
 BLK: 1 vs. Villanova (12/7/13)
 STL: --
 TO: 1 vs. Villanova (12/7/13)
 MIN: 7 vs. Marist (11/13/13)

#11 DARYUS QUARLES

PTS: 8 vs. Washington St. (12/1/13)
 REB: 4 at Vermont (11/9/13)
 AST: 2 vs. Washington St. (12/1/13)
 FGM: 3 vs. Washington St. (12/1/13)
 FGA: 6 vs. Washington St. (12/1/13)
 3FGM: 2 vs. Marist (11/13/13)
 3FGA: 3 (3x) last at Temple (12/4/13)
 FTM: 3 at Vermont (11/9/13)
 FTA: 5 at Vermont (11/9/13)
 BLK: 1 vs. Villanova (12/7/13)
 STL: 2 vs. Marist (11/13/13)
 TO: 1 (4x) last vs. Villanova (12/7/13)
 MIN: 25 vs. Villanova (12/7/13)

#13 RONALD ROBERTS, JR.

PTS: 21 (3x) last vs. Washington St. (12/1/13)
 REB: 10 (2x) last vs. Washington St. (12/1/13)
 AST: 2 vs. Marist (11/13/13)
 FGM: 9 (2x) last vs. Siena (11/29/13)
 FGA: 13 (4x) last at Temple (12/4/13)
 3FGM: --
 3FGA: --
 FTM: 5 (3x) last vs. Washington St. (12/1/13)
 FTA: 9 vs. Washington St. (12/1/13)
 BLK: 2 (3x) last at Temple (12/4/13)
 STL: 1 (2x) last at Temple (12/4/13)
 TO: 5 at Temple (12/4/13)
 MIN: 37 at Temple (12/4/13)

#24 CHRIS WILSON

PTS: 18 vs. Creighton (11/16/13)
 REB: 6 vs. Washington St. (12/1/13)
 AST: 5 (2x) last at Temple (12/4/13)
 FGM: 6 vs. Creighton (11/16/13)
 FGA: 11 vs. Creighton (11/16/13)
 3FGM: 6 vs. Creighton (11/16/13)
 3FGA: 11 vs. Creighton (11/16/13)
 FTM: 2 at Vermont (11/9/13)
 FTA: 4 vs. LSU (11/28/13)
 BLK: 1 vs. Villanova (12/7/13)
 STL: 2 vs. Siena (11/29/13)
 TO: 3 (2x) last at Temple (12/4/13)
 MIN: 34 at Vermont (11/9/13)

GAME RECAPS

Game 1: November 13, 2013 - Patrick Gym - Burlington, Vt.

SIJU 74 -Vermont 64

Langston Galloway and **Ronald Roberts, Jr.**, scored 21 points apiece to lead Saint Joseph's to a 74-64 win at Vermont in the season opener for both teams, while freshman **DeAndre' Bemby** scored 11 points in his collegiate debut. The Hawks shot a blistering 65 percent from the field in the first half, but cooled off in the second as Vermont cut a 17-point deficit to just three points at the 10-minute mark of the second. But SIJU's seniors – Galloway, Roberts, **Daryus Quarles** and **Halil Kanacevic** - pulled the Hawks through as the classmates scored all of the points in a 10-1 run to give them a more comfortable 64-53 lead with 4:21 to play. Roberts, who shot 8-for-13 from the field, added nine rebounds while Kanacevic had seven as the Hawks outrebounded the Catamounts, 41-28.

##	Player	tot-fg		3-pt		rebounds				pf	tp	a	to	blk	s	min
		fg	fga	fg	fga	ft	fta	of	de							
10	GALLOWAY, L	* 6	14	3	7	6	8	1	2	3	3	21	0	2	0	38
13	ROBERTS, Ronald	* 8	13	0	0	5	7	3	6	9	4	21	0	4	1	0
24	WILSON, Chris	* 3	9	0	2	2	2	0	2	2	0	8	2	1	0	34
43	BEMBRY, DeAndre	* 4	8	2	4	1	4	0	6	6	3	11	2	2	1	0
45	KANACEVIC, Halil	* 0	1	0	0	2	2	1	6	7	5	2	3	3	0	1
00	MASCHMEYER, E	0	0	0	0	0	0	0	0	0	0	0	0	1	0	0
11	QUARLES, Daryus	1	2	0	1	3	5	2	2	4	4	5	0	0	0	14
15	MILES, Isaiah	2	4	1	2	1	2	3	1	4	3	6	1	1	2	1
34	BAUMANN, Javon	0	1	0	0	0	0	0	1	1	0	0	1	0	0	1
TEAM								1	4	5			1			
Totals.....		24	52	6	16	20	30	11	30	41	22	74	10	14	4	3

TOTAL FG% 1st Half: 17-26 65.4% 2nd Half: 7-26 26.9% Game: 46.2% DEADBALL
3-Pt. FG% 1st Half: 6-12 50.0% 2nd Half: 0-4 0.0% Game: 37.5% REBOUNDS
F Throw % 1st Half: 3-6 50.0% 2nd Half: 17-24 70.8% Game: 66.7% 5

Vermont 0-1

##	Player	tot-fg		3-pt		rebounds				pf	tp	a	to	blk	s	min
		fg	fga	fg	fga	ft	fta	of	de							
01	Voelkel, Brian	* 1	2	0	0	4	7	1	9	10	5	6	3	4	1	2
02	Apfeld, Luke	* 1	2	0	1	0	0	1	1	2	5	2	1	1	0	1
12	Carissimo, Sandro	* 4	16	2	5	0	0	1	0	1	4	10	3	1	1	0
21	Rusin, Candon	* 5	11	2	7	3	6	0	1	1	4	15	1	1	0	0
31	Rugg, Clancy	* 3	9	0	1	11	13	3	3	6	1	17	1	2	2	2
05	Harold, Hector	1	4	0	2	1	2	0	4	4	2	3	2	0	0	16
14	Elbaum, Josh	1	1	0	0	0	0	0	1	1	0	2	0	0	0	1
20	Wills, Dre	0	0	0	0	0	0	0	0	0	1	0	0	0	0	2
32	O'Day, Ethan	4	5	0	0	1	1	0	1	1	4	9	0	0	3	0
34	Steidl, Kurt	0	1	0	1	0	0	0	0	0	0	0	0	0	0	7
TEAM								2	2							
Totals.....		20	51	4	17	20	29	6	22	28	26	64	11	9	7	6

TOTAL FG% 1st Half: 8-24 33.3% 2nd Half: 12-27 44.4% Game: 39.2% DEADBALL
3-Pt. FG% 1st Half: 2-10 20.0% 2nd Half: 2-7 28.6% Game: 23.5% REBOUNDS
F Throw % 1st Half: 8-11 72.7% 2nd Half: 12-18 66.7% Game: 69.0% 4

Officials: Brian Dorsey, Paul Faia, Rob Riley
Technical fouls: Saint Joseph's-None. Vermont-None.
Attendance: 2,698

Score by Periods	1st	2nd	Total
Saint Joseph's	43	31	74
Vermont	26	38	64

Game 2: November 13, 2013 - Hagan Arena

SIJU 81- Marist 62

Langston Galloway scored 20 points and **Halil Kanacevic** and **Ronald Roberts, Jr.**, each posted a double-double as Saint Joseph's defeated Marist, 81-62, in the Hawks' home opener. Kanacevic just missed a triple-double with 12 points, 11 rebounds and eight assists, while Roberts had 16 points and 10 rebounds. Galloway shot 6-for-8 from the field, and 3-for-5 from three-point range, while also grabbing eight rebounds. SIJU scored the first 12 points of the game in the first four minutes and never trailed in the contest. With SIJU leading 12-0, Marist went on a 10-3 run to close to 15-10, but the Hawks would increase it to 20-10 by the midway point of the half. The Hawks closed the half with an 18-8 run to take a 40-25 lead at halftime. Both teams were cold from three-point range in the first half, with the Hawks going 1-for-6 and Marist going 0-for-11. That changed in the second as Saint Joseph's shot 60 percent (6-for-10) while Marist connected on 6-for-11 long-range shots. A three-pointer by **Chris Wilson** at 8:41 gave Saint Joseph's its biggest margin of the game, 71-47, and the Hawks maintained close to a 20-point lead for the rest of the way.

Marist (0-3)

##	Player	tot-fg		3-pt		rebounds				pf	tp	a	to	blk	s	min
		fg	fga	fg	fga	ft	fta	of	de							
20	BOWIE, Jay	f 4	5	2	3	1	2	2	1	3	1	11	3	0	1	33
50	KEMP, Adam	f 3	3	0	0	0	1	2	2	4	4	6	0	1	0	19
05	HART, Khalid	g 2	8	1	4	2	4	0	4	4	2	7	2	3	0	24
11	MORTON, Isaiah	g 1	10	1	8	1	2	0	1	1	2	4	3	1	0	30
40	LEWIS, Chavaughn	g 9	20	2	6	6	7	0	5	5	3	26	3	2	1	0
01	BROOKS, Kentrahl	0	0	0	0	0	0	0	0	0	0	0	0	0	0	1
04	COLLETTA, Nick	0	1	0	0	0	0	0	0	0	0	1	0	0	1	8
21	WHITFIELD, T	0	0	0	0	0	0	0	0	0	0	0	0	0	0	1
24	THOMAS, Manny	1	2	0	0	0	0	0	0	0	0	2	0	0	0	4
30	RAMSEY, Patrick	0	0	0	0	0	0	0	0	0	0	0	0	0	0	1
32	CURRY, T.J.	0	1	0	1	2	2	0	0	0	2	2	1	1	0	9
34	PRINSLOO, Pieter	1	3	0	2	0	0	0	4	4	2	2	0	0	2	19
35	LAWRENCE, Phillip	1	2	0	1	0	0	0	0	0	0	2	1	0	0	9
44	TRUOG, Eric	0	1	0	0	0	0	1	1	2	1	0	0	0	0	6
TEAM								3	3							
Totals.....		22	56	6	25	12	18	5	21	26	18	62	13	9	3	5

TOTAL FG% 1st Half: 11-30 36.7% 2nd Half: 11-26 42.3% Game: 39.3% DEADBALL
3-Pt. FG% 1st Half: 0-11 0.0% 2nd Half: 6-14 42.9% Game: 24.0% REBOUNDS
F Throw % 1st Half: 3-6 50.0% 2nd Half: 9-12 75.0% Game: 66.7% 1

Saint Joseph's (2-0)

##	Player	tot-fg		3-pt		rebounds				pf	tp	a	to	blk	s	min
		fg	fga	fg	fga	ft	fta	of	de							
13	ROBERTS, Ronald	f 7	12	0	0	2	5	3	7	10	0	16	2	2	0	25
43	BEMBRY, DeAndre	f 4	8	1	1	0	0	1	0	1	3	9	2	1	0	2
45	KANACEVIC, Halil	f 4	7	0	1	4	4	2	9	11	2	12	8	5	3	1
10	GALLOWAY, L	g 6	8	3	5	5	1	7	8	3	20	3	0	0	0	24
24	WILSON, Chris	g 2	5	1	2	0	0	0	3	3	0	5	1	0	0	27
00	MASCHMEYER, E	1	4	0	0	1	2	0	0	0	1	3	0	1	0	12
11	QUARLES, Daryus	2	5	2	3	1	2	1	0	1	2	7	0	1	0	2
15	MILES, Isaiah	1	3	0	2	0	0	2	0	2	4	2	1	0	0	9
20	CASPER, Brendan	1	4	0	0	0	0	0	0	0	0	2	0	0	0	2
22	MOLOCK, Kyle	0	1	0	0	0	0	0	0	0	0	0	1	0	0	5
25	KINDLER, Eric	0	0	0	0	0	0	1	1	2	0	0	0	0	0	1
32	NDAO, Papa	0	2	0	2	0	1	0	0	0	0	0	0	0	0	7
34	BAUMANN, Javon	2	2	0	0	1	2	2	4	6	2	5	0	2	0	9
41	KELLY, Colin	0	0	0	0	0	0	1	0	1	0	0	0	0	0	4
TEAM								2	2							
Totals.....		30	61	7	16	14	21	14	33	47	17	81	18	12	3	5

TOTAL FG% 1st Half: 15-31 48.4% 2nd Half: 15-30 50.0% Game: 49.2% DEADBALL
3-Pt. FG% 1st Half: 1-6 16.7% 2nd Half: 6-10 60.0% Game: 43.8% REBOUNDS
F Throw % 1st Half: 9-12 75.0% 2nd Half: 5-9 55.6% Game: 66.7% 4

Officials: Joe Lindsay, Ed Corbett, Jeff Anderson
Technical fouls: Marist-None. Saint Joseph's-None.
Attendance: 3,871

Score by Periods	1st	2nd	Total
Marist	25	37	62
Saint Joseph's	40	41	81

Game 3: November 16, 2013 - Hagan Arena

Creighton 83 - SIJU 79

Saint Joseph's fell in the final seconds to Creighton, 83-79, as Doug McDermott converted a three-point play with 4.9 seconds to play in front of a sold-out crowd at Hagan Arena. **Ronald Roberts, Jr.** gave the Hawks a 79-78 lead with a pair of free throws with 27.5 seconds remaining. SIJU had two fouls to give and committed both to force Creighton to inbound with 13.3 seconds remaining. McDermott, who scored 20 points in the game, got the ball on the baseline and hit a jumper inside the arc and was fouled on the play. The Hawks had one more chance but the inbound pass at 4.9 seconds remaining was intercepted and two Creighton free throws provide the final margin. The loss ruined a team high 20-point effort by SIJU freshman **DeAndre' Bemby**, who scored 14 in the second half. Bemby shot 8-for-14 from the field and connected on 4-of-8 three-pointers. **Chris Wilson** scored 18 points, making 6-of-11 three-pointers, while **Langston Galloway** scored 14 and Roberts had 13. **Halil Kanacevic** had a double-double with 10 rebounds and 10 assists. SIJU led by as much as 13 in the game, and had a 45-40 lead at halftime before Creighton came back in the second half.

Creighton (3-0)

##	Player	tot-fg		3-pt		rebounds				pf	tp	a	to	blk	s	min
		fg	fga	fg	fga	ft	fta	of	de							
03	MCDERMOTT, D	f 7	14	1	2	5	7	1	4	5	2	20	2	3	0	34
10	GIBBS, Grant	f 5	6	1	2	0	0	1	5	6	4	11	6	1	0	28
31	ARTINO, Will	c 2	4	0	0	0	0	0	2	2	2	4	0	0	0	1
01	CHATMAN, Austin	g 3	4	1	2	0	0	0	4	4	2	7	2	0	0	28
12	MANIGAT, Jahenns	g 1	2	1	2	0	0	1	1	2	1	3	4	2	0	29
05	BROOKS, Devin	6	13	0	2	4	4	1	3	4	0	16	3	2	0	1
21	ZIERDEN, Isaiah	0	1	0	0	0	0	0	1	0	0	0	0	0	0	2
22	DINGMAN, Avery	0	1	0	1	1	2	0	0	0	0	1	1	0	1	0
34	WRAGGE, Ethan	7	11	7	11	0	1	0	1	4	21	1	0	1	0	26
TEAM								4	4							
Totals.....		31	56	11	22	10	14	8	21	29	15	83	19	8	2	4

TOTAL FG% 1st Half: 14-27 51.9% 2nd Half: 17-29 58.6% Game: 55.4% DEADBALL
3-Pt.

GAME RECAPS

Game 4: November 28, 2013 - Old Spice Classic - Orlando, Fla.

LSU 82 - SJU 65

LSU defeated Saint Joseph's, 82-65, in the first round of the 2013 Old Spice Classic, held at ESPN's Wide World of Sports. **Ronald Roberts** led SJU with 21 points and in the first half, became the 51st Hawk to surpass 1,000 points in his career when he scored on a tip-in at 6:23. The senior connected on 9-of-13 from the field while grabbing a team-high seven rebounds. The Hawks suffered from a poor shooting night, from both the three-point arc (18.8 %) and the foul line (46.2%), as they made just 12-of-26 free throws. Saint Joseph's defense didn't have any answer for the Tigers' long-range shooting as LSU converted 8-of-13 three-point field goals in the opening period. After LSU went up, 51-30, in the first minute of the second half, the Hawks made a run and closed to 54-44. LSU stopped Saint Joseph's momentum with a three-pointer at 10:39 to extend its lead to 57-44. From there, Saint Joseph's fell behind by as many as 21 points, 74-53, with just over four minutes to play.

LSU (4-1)

##	Player	fg	fga	3-pt	fg	fga	ft	fta	rebounds			pf	tp	a	to	blk	s	min
									of	de	tot							
02	O'BRYANT III, J	f	5	10	0	0	1	2	3	5	8	3	11	3	4	1	2	32
12	MARTIN, Jarell	f	4	5	2	3	5	5	1	2	3	3	15	1	2	0	2	23
25	MICKEY, Jordan	f	7	11	0	0	0	0	1	9	10	3	14	1	3	0	0	35
01	HICKEY, Anthony	g	3	8	3	6	0	0	0	3	3	2	9	3	1	0	1	30
10	STRINGER, Andre	g	6	11	2	7	4	4	0	0	0	3	18	6	3	0	1	34
05	COLEMAN, Shavon	g	3	5	2	2	0	0	0	1	1	1	8	0	0	0	1	11
22	MALONE, Darcy	0	1	0	0	0	0	0	0	1	1	4	0	1	0	0	0	5
24	MORGAN, Malik	2	4	1	2	0	2	1	2	3	0	5	0	3	0	1	1	13
31	ODO, John	0	0	0	0	0	0	0	2	2	0	2	0	0	0	1	0	8
55	QUARTERMAN, Tim	0	0	2	0	2	2	2	2	1	1	2	0	2	2	0	0	1
9	TEAM								3	2	5							
	Totals.....		30	57	10	22	12	15	10	28	38	21	82	17	16	2	9	200

TOTAL FG% 1st Half: 18-31 58.1%
 3-Pt. FG% 1st Half: 8-13 61.5%
 F Throw % 1st Half: 2-4 50.0%

2nd Half: 12-26 46.2%
 2nd Half: 2-9 22.2%
 2nd Half: 10-11 90.9%

Game: 52.6%
 Game: 45.5%
 Game: 80.0%

DEADBALL
 REBOUNDS
 1

Saint Joseph's (2-2)

##	Player	fg	fga	3-pt	fg	fga	ft	fta	rebounds			pf	tp	a	to	blk	s	min
									of	de	tot							
13	ROBERTS, Ronald	f	9	13	0	0	3	5	1	6	7	3	21	1	3	2	0	34
43	BEMBRY, DeAndre	f	2	6	0	1	1	2	0	2	2	3	5	0	4	1	1	32
45	KANACEVIC, Halil	f	4	9	0	1	4	6	1	2	3	4	12	1	2	1	4	31
10	GALLOWAY, L	g	3	9	0	4	2	4	3	2	5	2	8	1	0	0	1	30
24	WILSON, Chris	g	3	7	1	3	0	4	1	3	4	0	7	1	2	0	0	29
00	MASCHMEYER, E	1	4	0	1	0	1	2	0	2	2	2	1	1	0	0	0	7
11	QUARLES, Daryus	1	3	0	1	0	2	1	0	1	0	1	2	1	0	0	2	19
15	MILES, Isaiah	1	2	1	2	0	0	0	1	1	1	3	0	0	0	0	0	10
22	MOLOCK, Kyle	0	0	0	0	0	0	0	0	0	0	0	0	0	0	0	0	3
32	NDAO, Papa	1	3	1	3	2	2	1	0	1	0	5	0	0	0	0	0	5
	TEAM								3	3								
	Totals.....		25	56	3	16	12	26	10	19	29	15	65	6	12	4	8	200

TOTAL FG% 1st Half: 12-27 44.4%
 3-Pt. FG% 1st Half: 0-7 0.0%
 F Throw % 1st Half: 6-11 54.5%

2nd Half: 13-29 44.8%
 2nd Half: 3-9 33.3%
 2nd Half: 6-15 40.0%

Game: 44.6%
 Game: 18.8%
 Game: 46.2%

DEADBALL
 REBOUNDS
 7

Officials: Mike Kitts, James Breeding, Rick Crawford
 Technical fouls: LSU-None. Saint Joseph's-None.
 Attendance: 2,351

Score by Periods 1st 2nd Total
 LSU 46 36 82
 Saint Joseph's 30 35 65

Game 5: November 29, 2013 - Old Spice Classic - Orlando, Fla.

SJU 78 - Siena 66

Langston Galloway scored a season-high 27 points as Saint Joseph's defeated Siena, 78-66, in the second round of the 2013 Old Spice Classic at ESPN's Wide World of Sports. With his 6-for-10 effort from beyond the arc, Galloway moved into second place on the Hawks' all-time list with 249 three-pointers made. **Ronald Roberts** added 19 points for the Hawks, hitting 9-of-13 from the field, while **Halil Kanacevic** added 11 points and six rebounds. SJU scored the first nine points of the game and forced five Siena turnovers in the first four minutes. The Hawks kept Siena scoreless until a free throw at 15:47 and without a field goal until 13:45. SJU increased its lead to 25-11 on back-to-back baskets by Kanacevic and then doubled Siena's score, 32-16, on a dunk by Galloway at 6:47. The teams suffered through a foul-plagued second half, as 29 total fouls were called and the Saints cut the SJU lead to 68-56. But Galloway hit his sixth three-pointer of the game to put the Hawks back up by 15 points, 71-65, with over four minutes to play.

Siena (2-6)

##	Player	fg	fga	3-pt	fg	fga	ft	fta	rebounds			pf	tp	a	to	blk	s	min
									of	de	tot							
24	Long, Lavon	f	4	5	1	1	4	5	2	1	3	4	13	1	3	0	0	23
34	Silas, Imoh	c	4	6	0	0	0	1	3	6	9	5	8	1	2	1	0	27
01	Wright, Marquis	g	3	8	1	1	0	0	2	1	3	4	7	6	3	0	6	35
03	Oliver, Ryan	g	0	1	0	1	0	0	0	0	0	0	0	0	2	0	0	8
33	Poole, Rob	g	3	11	3	6	3	4	2	5	7	2	12	2	2	0	1	34
00	Audu, Rich	2	6	0	0	0	1	0	2	2	0	4	0	1	0	1	1	16
05	Hymes, Evan	0	4	0	1	3	4	0	0	1	1	1	3	2	2	0	0	13
12	Wilson, Mike	1	1	0	0	0	0	0	0	0	0	1	2	0	0	0	0	1
23	White, Maurice	4	11	0	0	2	3	2	5	2	2	10	0	1	0	0	2	12
25	Wolfe, Michael	1	2	1	1	2	2	2	0	2	0	5	0	0	0	0	0	11
31	Bisping, Brett	1	2	0	1	0	0	0	3	2	5	5	2	0	1	0	0	20
	TEAM								1	1								
	Totals.....		23	57	6	12	14	20	17	21	38	24	66	12	17	1	10	200

TOTAL FG% 1st Half: 11-28 39.3%
 3-Pt. FG% 1st Half: 3-6 50.0%
 F Throw % 1st Half: 1-2 50.0%

2nd Half: 12-29 41.4%
 2nd Half: 3-6 50.0%
 2nd Half: 13-18 72.2%

Game: 40.4%
 Game: 50.0%
 Game: 70.0%

DEADBALL
 REBOUNDS
 2

Saint Joseph's (3-2)

##	Player	fg	fga	3-pt	fg	fga	ft	fta	rebounds			pf	tp	a	to	blk	s	min
									of	de	tot							
13	ROBERTS, Ronald	f	9	13	0	0	1	2	2	2	4	1	19	0	1	1	1	29
43	BEMBRY, DeAndre	f	0	1	0	0	1	4	0	2	2	2	1	1	1	0	3	28
45	KANACEVIC, Halil	f	4	8	0	0	3	5	1	5	6	4	11	2	4	1	0	36
10	GALLOWAY, L	g	8	14	6	10	5	6	1	6	7	4	27	3	1	1	5	35
24	WILSON, Chris	g	2	2	1	1	3	6	0	3	3	1	8	5	3	0	0	25
00	MASCHMEYER, E	0	2	0	1	4	4	1	0	1	0	4	1	0	0	0	0	14
11	QUARLES, Daryus	2	5	1	3	2	2	0	0	0	0	1	7	1	1	0	1	15
15	MILES, Isaiah	0	1	0	0	0	0	0	0	0	0	1	0	0	1	0	0	5
20	CASPER, Brendan	0	0	0	0	0	0	0	0	0	0	0	0	0	0	0	0	1
22	MOLOCK, Kyle	0	0	0	0	0	0	0	0	0	0	0	0	0	0	0	0	1
32	NDAO, Papa	0	0	0	0	0	0	1	1	2	1	0	0	0	1	0	0	5
34	BAUMANN, Javon	0	2	0	0	1	2	2	0	2	0	1	0	0	0	2	0	5
41	KELLY, Colin	0	0	0	0	0	0	0	0	0	0	1	0	0	0	0	0	1
	TEAM								1	2	3							
	Totals.....		25	48	8	15	20	31	9	21	30	16	78	13	13	5	12	200

TOTAL FG% 1st Half: 18-30 60.0%
 3-Pt. FG% 1st Half: 5-9 55.6%
 F Throw % 1st Half: 5-10 50.0%

2nd Half: 7-18 38.9%
 2nd Half: 3-6 50.0%
 2nd Half: 15-21 71.4%

Game: 52.1%
 Game: 53.3%
 Game: 64.5%

DEADBALL
 REBOUNDS
 4

Officials: Karl Hess, Ray Natili, Donnie Eppley
 Technical fouls: Siena-None. Saint Joseph's-None.
 Attendance: 2,612

Score by Periods 1st 2nd Total
 Siena 26 40 66
 Saint Joseph's 46 32 78

Game 6: December 1, 2013 - Old Spice Classic - Orlando, Fla.

SJU 72 - Washington State 67

Ronald Roberts had 21 points and 10 rebounds to lead Saint Joseph's to a 72-67 win over Washington State in the fifth-place game of the 2013 Old Spice Classic at ESPN's Wide World of Sports. **DeAndre Bembry** and **Langston Galloway** each added 13 points. Roberts dominated inside, shooting 8-for-12 from the field, with five dunks on the day, en route to his second double-double of the year. Bembry sparked the Hawks in the second half with 11 points, including a pair of three-point plays. Trailing 56-55 with eight minutes to play, Saint Joseph's outscored the Cougars, 15-4, to take a 70-65 lead with just over a minute to play. WSU pulled to within 70-67 and after SJU missed two shots on its next possession, the Hawks forced a Washington State turnover. Galloway and Roberts each converted a free throw in the final 30 seconds and Bembry blocked a shot with six seconds left to preserve the win.

Washington State (3-4)

##	Player	fg	fga	3-pt	fg	fga	ft	fta	rebounds			of	de	tot	pf	tp	a	to	blk	s	min
23	Shelton, D.J.	f	1	8	0	4	0	0	0	5	5	1	2	1	2	1	2	0	0	26	
20	Railey, Jordan	c	2	2	0	0	0	0	1	2	3	4	4	1	0	0	0	1	17		
10	Kernich-Drew, D	g	2	4	1	2	2	2	0	1	1	0	7	1	1	0	1	1	17		
22	Woolridge, Royce	g	2	5	1	2	2	2	0	4	4	1	7	2	1	0	0	31			
25	Lacy, DaVonte	g	9	14	5	9	2	3	0	6	6	2	25	4	2	0	1	35			
00	Iroegbu, Ike	1	6	1	3	0	0	0	1	0	1	0	3	0	0	0	0	13			
05	Dilorio, Will	0	0	0	0	0	0	0	0	0	0	2	0	1	1	0	0	6			
15	Longrus, Junior	2	3	0	0	1	2	1	3	4	4	5	3	1	1	0	22				
24	Hawkinson, Josh	2	2	0	0	0	1	0	0	0	1	4	0	0	0	0	9				
32	Johnson, Que	4	10	2	6	0	0	0	0	0	0	1	10	1	0	0	23				
33	Boese, Brett	0	0	0	0	0	0	0	0	0	1	0	0	0	0	0	1				
TEAM									1	2	3										
Totals.....		25	54	10	26	7	10	4	23	27	17	67	14	8	1	3	200				

GAME RECAPS

Game 7: December 4, 2013 - Liacouras Center - Philadelphia, Pa.

Temple 77 - SJU 69

Langston Galloway led four Hawks in double digits with a game-high 24 points, but Saint Joseph's fell to Temple, 77-69, in SJU's Big 5 opener at the Liacouras Center. **Ronald Roberts, Jr. (13), DeAndre' Bemby (12), and Halil Kanacevic (11)** also reached double figures for the Crimson and Gray. As is typical of Big 5 battles, the game featured 14 ties and 17 lead changes. The final tie of the game came with 4:27 to play, when Galloway connected on his sixth three-pointer of the game to knot the score, 65-65. But the Hawks would go on to miss three straight three-point attempts and a layup by Anthony Lee at 2:09 gave the Owls the lead for good, 67-65. Next time down the court, Kanacevic missed on a three and Quenton Decosey made one of two free throws to increase the TU lead to 68-65. Roberts scored the Hawks' last basket of the game at :40, and then Temple took numerous trips to the foul line, making 7-of-8 to ice the victory.

Saint Joseph's (4-3, 0-1 Big 5)

##	Player		tot-fg	fga	3-pt	fg	fga	fta	of	de	tot	pf	tp	a	to	blk	s	min
13	ROBERTS, Ronald	f	5	13	0	0	3	3	5	3	8	4	13	0	5	2	1	37
43	BEMBRY, DeAndre	f	5	9	0	3	2	2	2	7	9	1	12	1	4	0	1	35
45	KANACEVIC, Halil	f	3	9	0	1	5	8	3	6	9	4	11	2	3	0	0	28
10	GALLOWAY, L	g	8	16	6	12	2	2	1	3	4	4	24	0	0	0	0	35
24	WILSON, Chris	g	3	10	0	6	1	1	1	2	3	3	7	5	1	0	0	32
00	MASCHMEYER, E		0	0	0	0	0	0	0	0	0	0	0	0	0	0	0	2
11	QUARLES, Daryus		1	5	0	3	0	0	1	2	3	1	2	1	1	0	0	16
15	MILES, Isaiah		0	3	0	1	0	0	1	1	2	2	0	1	0	0	0	12
32	NDAO, Papa		0	0	0	0	0	0	1	0	1	1	0	0	1	0	0	3
TEAM																		
Totals.....			25	65	6	26	13	16	17	28	45	20	69	10	15	2	2	200

TOTAL FG% 1st Half: 12-33 36.4% 2nd Half: 13-32 40.6% Game: 38.5% DEADBALL
 3-Pt. FG% 1st Half: 2-10 20.0% 2nd Half: 4-16 25.0% Game: 23.1% REBOUNDS
 F Throw % 1st Half: 8-10 80.0% 2nd Half: 5-6 83.3% Game: 81.3% 0

Temple (4-3, 2-0 Big 5)

##	Player		tot	fga	3-pt		fga	ft	fta	rebounds	of	de	tot	pf	tp	a	to	blk	s	min
03	LEE, Anthony	f	4	10	0	0	7	8	2	9	11	3	15	0	1	1	1	1	28	
15	MCDONNELL, J	f	0	2	0	1	0	0	1	0	1	3	0	0	0	0	0	0	5	
02	CUMMINGS, Will	g	5	9	1	3	5	6	0	1	1	2	16	7	2	0	1	34		
32	PEPPER, Dalton	g	6	10	2	5	2	2	0	4	4	0	16	0	2	0	1	28		
42	DINGLE, Daniel	g	2	5	1	4	0	3	1	2	3	5	5	1	2	1	2	31		
01	BROWN, Josh		1	3	0	0	2	2	0	1	1	2	4	1	0	1	0	12		
10	WILLIAMS, Mark		3	10	0	1	1	2	3	4	7	3	7	1	1	0	1	21		
23	WATSON, D		2	2	0	0	0	0	1	2	3	3	4	0	0	1	0	10		
25	DECOSEY, Quenton		4	10	1	3	1	2	1	3	4	0	10	4	1	0	3	31		
TEAM																				
Totals.....			27	61	5	17	18	25	11	26	37	21	77	14	9	4	9	200		

TOTAL FG% 1st Half: 14-36 38.9% 2nd Half: 13-25 52.0% Game: 44.3% DEADBALL
 3-Pt. FG% 1st Half: 4-13 30.8% 2nd Half: 1-4 25.0% Game: 29.4% REBOUNDS
 F Throw % 1st Half: 7-10 70.0% 2nd Half: 11-15 73.3% Game: 72.0% 2

Officials: Jim Burr, Tim Clougherty, Bill Covington, Jr.
 Technical fouls: Saint Joseph's-None. Temple-None.
 Attendance: 8,039

Score by Periods	1st	2nd	Total
Saint Joseph's	34	35	69
Temple	39	38	77

Game 8: December 7, 2013 - Hagan Arena

#14/19 Villanova 98- SJU 68

Saint Joseph's fell to 14th-ranked and undefeated Villanova, 98-68, in Big 5 action in front of a standing-room only crowd at Hagan Arena. Langston Galloway scored 18 points to lead four Hawks in double digits while DeAndre' Bemby scored 17, Ronald Roberts, Jr. had 12 points and Halil Kanacevic tallied 10 for the Hawks. Saint Joseph's held the lead in the early going as a drive by Bemby gave the Hawks their biggest lead of the game, 30-23, with 5:20 in the first half. But the Wildcats went on a 7-0 run to tie it, 30-30. After Galloway put the Hawks up 33-32, Villanova scored another seven in a row to take a 39-33 lead. A jumper by Galloway at the buzzer cut SJU's halftime deficit to 39-35. Villanova took control of the game late in the first half and outscored the Hawks, 17-5, in the first six minutes of the second half to take a 59-40 lead. Saint Joseph's would come as close as 61-48 with 11:33 to play, but the Wildcats went up by 75-54 with 8:59 to play. The winning margin was their largest lead of the game.

Villanova (9-0; 2-0 Big 5)

##	Player		tot-fg		3-pt		rebounds											
			fg	fga	fg	fga	ft	fta	of	de	tot	pf	tp	a	to	blk	s	
22	PINKSTON, J	f	10	15	1	2	6	8	6	2	8	2	27	1	2	1	30	
23	OCHEFU, Daniel	f	2	2	0	0	2	3	0	3	3	5	6	1	0	1	21	
04	HILLIARD, Darrun	g	5	8	2	4	2	2	0	1	1	1	14	2	1	2	30	
15	ARCIDIACONO, R	g	4	12	3	8	0	0	0	3	3	3	11	4	1	0	27	
32	BELL, James	g	7	15	5	10	6	7	5	9	14	3	25	3	1	1	28	
02	JENKINS, Kris		1	4	1	4	0	0	1	3	4	5	3	1	0	0	10	
03	HART, Josh		2	5	0	0	2	4	4	3	7	2	6	2	0	1	22	
05	CHENNAULT, Tony		0	4	0	0	0	0	0	2	2	0	0	3	0	0	12	
12	MCMAHON, Nick		0	0	0	0	0	0	0	0	0	0	0	0	0	0	1	
14	REYNOLDS, Darryl		0	0	0	0	0	0	0	0	0	0	0	0	0	0	2	
31	ENNIS, Dylan		1	6	0	2	4	4	0	1	1	0	6	2	0	0	17	
TEAM																		
Totals.....			32	71	12	30	22	28	17	28	45	21	98	19	5	6	4	200

TOTAL FG% 1st Half: 16-38 42.1% 2nd Half: 16-33 48.5% Game: 45.1% DEADBALL
 3-Pt. FG% 1st Half: 3-14 21.4% 2nd Half: 9-16 56.3% Game: 40.0% REBOUNDS
 F Throw % 1st Half: 4-6 66.7% 2nd Half: 18-22 81.8% Game: 78.6% 3

Saint Joseph's (4-4; 0-2 Big 5)

##	Player		tot-fg		3-pt		rebounds											
			fg	fga	fg	fga	of	de	tot	pf	tp	a	to	blk	s	min		
13	ROBERTS, Ronald	f	4	5	0	0	4	6	2	6	8	3	12	0	1	0	30	
43	BEMBRY, DeAndre	f	5	9	2	3	5	7	1	2	3	5	17	2	3	2	28	
45	KANACEVIC, Halil	f	3	9	0	1	4	5	2	2	4	5	10	2	0	1	26	
10	GALLOWAY, L	g	6	16	2	8	4	4	0	7	7	3	18	1	1	2	37	
24	WILSON, Chris	g	1	6	0	2	1	2	1	3	4	1	3	3	1	1	19	
00	MASCHMEYER, E		1	2	0	0	2	2	0	0	0	1	4	1	0	0	9	
11	QUARLES, Daryus		2	8	0	2	0	1	0	0	0	2	4	0	1	1	25	
15	MILES, Isaiah		0	4	0	4	0	0	0	2	2	0	0	0	1	1	16	
22	MOLOCK, Kyle		0	0	0	0	0	0	0	0	0	0	0	0	0	0	2	
32	NDAO, Papa		0	0	0	0	0	0	0	0	0	2	0	0	1	1	0	
34	BAUMANN, Javon		0	1	0	0	0	0	1	2	3	0	0	0	0	0	5	
TEAM							5				2		7					
Totals.....			22	60	4	20	20	27	12	26	38	24	68	9	11	8	2	200

TOTAL FG% 1st Half: 13-30 43.3% 2nd Half: 9-30 30.0% Game: 36.7% DEADBALL
 3-Pt. FG% 1st Half: 4-11 36.4% 2nd Half: 0-9 0.0% Game: 20.0% REBOUNDS
 F Throw % 1st Half: 5-7 71.4% 2nd Half: 15-20 75.0% Game: 74.1% 4

Officials: Michael Stephens, Brian O'Connell, Karl Hess
 Technical fouls: Villanova-OCHEFU, Daniel. Saint Joseph's-None.
 Attendance: 4,200

Score by Periods	1st	2nd	Total
Villanova	39	59	98
Saint Joseph's	35	33	68

Saint Joseph's Basketball
Saint Joseph's Combined Team Statistics (as of Dec 07, 2013)
All games

RECORD:	OVERALL	HOME	AWAY	NEUTRAL
ALL GAMES	4-4	1-2	1-1	2-1
CONFERENCE	0-0	0-0	0-0	0-0
NON-CONFERENCE	4-4	1-2	1-1	2-1

#	Player	gp-gs	min	avg	Total		3-Point		F-Throw		Rebounds								a	to	blk	stl	pts	avg
					fg-fga	fg%	3fg-fga	3fg%	ft-fa	ft%	off	def	tot	avg	pf	dq								
10	GALLOWAY, Langston	8-8	273	34.1	45-101	.446	25-58	.431	30-37	.811	9	30	39	4.9	22	0	9	4	4	7	145	18.1		
13	ROBERTS, Ronald	8-8	252	31.5	54-87	.621	0-0	.000	28-42	.667	23	37	60	7.5	19	0	4	18	8	2	136	17.0		
43	BEMBRY, DeAndre	8-8	246	30.8	33-64	.516	10-22	.455	12-22	.545	6	23	29	3.6	22	1	14	18	6	7	88	11.0		
45	KANACEVIC, Halil	8-8	232	29.0	22-54	.407	1-9	.111	25-33	.758	14	44	58	7.3	32	3	31	24	9	7	70	8.8		
24	WILSON, Chris	8-8	231	28.9	21-55	.382	9-29	.310	7-15	.467	4	24	28	3.5	10	0	24	11	1	3	58	7.3		
11	QUARLES, Daryus	8-0	142	17.8	13-36	.361	4-16	.250	7-16	.438	5	7	12	1.5	12	0	6	4	1	6	37	4.6		
15	MILES, Isaiah	8-0	100	12.5	8-25	.320	5-16	.313	3-4	.750	7	7	14	1.8	16	0	3	5	4	2	24	3.0		
00	MASCHMEYER, Evan	7-0	50	7.1	3-13	.231	0-3	.000	7-9	.778	3	1	4	0.6	4	0	4	2	0	1	13	1.9		
34	BAUMANN, Javon	5-0	28	5.6	2-7	.286	0-0	.000	2-4	.500	5	7	12	2.4	2	0	1	2	2	1	6	1.2		
32	NDAO, Papa	6-0	26	4.3	2-6	.333	1-5	.200	2-3	.667	3	2	5	0.8	6	0	0	3	1	0	7	1.2		
20	CASPER, Brendan	2-0	3	1.5	1-4	.250	0-0	.000	0-0	.000	0	0	0	0.0	0	0	0	0	0	0	2	1.0		
25	KINDLER, Eric	1-0	1	1.0	0-0	.000	0-0	.000	0-0	.000	1	1	2	2.0	0	0	0	0	0	0	0	0.0		
41	KELLY, Colin	2-0	5	2.5	0-0	.000	0-0	.000	0-0	.000	1	0	1	0.5	1	0	0	0	0	0	0	0.0		
22	MOLOCK, Kyle	4-0	11	2.8	0-1	.000	0-0	.000	0-0	.000	0	0	0	0.0	0	0	1	0	0	0	0	0.0		
Team											10	21	31				1							
Total.....		8	1600		204-453	.450	55-158	.348	123-185	.665	91	204	295	36.9	146	4	97	92	36	36	586	73.2		
Opponents.....		8	1600		210-463	.454	64-171	.374	115-159	.723	78	190	268	33.5	163	7	119	81	26	50	599	74.9		

TEAM STATISTICS	SJU	OPP	Date	Opponent	Score	Att.
SCORING	586	599	11/09/13	at Vermont	w 74-64	2698
Points per game	73.2	74.9	11/13/13	MARIST	w 81-62	3871
Scoring margin	-1.6	-	11/16/13	CREIGHTON	L 79-83	4200
FIELD GOALS-ATT	204-453	210-463	11/28/13	vs LSU	L 65-82	2351
Field goal pct	.450	.454	11/29/13	vs Siena	w 78-66	2612
3 POINT FG-ATT	55-158	64-171	12/01/13	vs Washington State	w 72-67	2016
3-point FG pct	.348	.374	12/04/13	at Temple	L 69-77	8039
3-pt FG made per game	6.9	8.0	12/07/13	VILLANOVA	L 68-98	4200
FREE THROWS-ATT	123-185	115-159	* - Conference game			
Free throw pct	.665	.723				
F-Throws made per game	15.4	14.4				
REBOUNDS	295	268				
Rebounds per game	36.9	33.5				
Rebounding margin	+3.4	-				
ASSISTS	97	119				
Assists per game	12.1	14.9				
TURNOVERS	92	81				
Turnovers per game	11.5	10.1				
Turnover margin	-1.4	-				
Assist/turnover ratio	1.1	1.5				
STEALS	36	50				
Steals per game	4.5	6.3				
BLOCKS	36	26				
Blocks per game	4.5	3.3				
ATTENDANCE	12271	17716				
Home games-Avg/Game	3-4090	2-5368				
Neutral site-Avg/Game	-	3-2326				

Score by Periods	1st	2nd	Totals
Saint Joseph's	307	279	586
Opponents	269	330	599

Saint Joseph's Basketball
Saint Joseph's Team Game-by-Game (as of Dec 07, 2013)
All games

TEAM STATISTICS

Opponent	Date	Score		Total		3-Pointers		Free throws		Rebounds										
				fg-fga	pct	3fg-fga	pct	ft-fta	pct	off	def	tot	avg	pf	a	t/o	blk	stl	pts	avg
at Vermont	11/09/13	74-64	W	24-52	.462	6-16	.375	20-30	.667	11	30	41	41.0	22	10	14	4	3	74	74.0
MARIST	11/13/13	81-62	W	30-61	.492	7-16	.438	14-21	.667	14	33	47	44.0	17	18	12	3	5	81	77.5
CREIGHTON	11/16/13	79-83	L	26-55	.473	14-31	.452	13-16	.813	9	19	28	38.7	19	19	8	4	2	79	78.0
vs LSU	11/28/13	65-82	L	25-56	.446	3-16	.188	12-26	.462	10	19	29	36.2	15	6	12	4	8	65	74.8
vs Siena	11/29/13	78-66	W	25-48	.521	8-15	.533	20-31	.645	9	21	30	35.0	16	13	13	5	12	78	75.4
vs Washington State	12/01/13	72-67	W	27-56	.482	7-18	.389	11-18	.611	9	28	37	35.3	13	12	7	6	2	72	74.8
at Temple	12/04/13	69-77	L	25-65	.385	6-26	.231	13-16	.813	17	28	45	36.7	20	10	15	2	2	69	74.0
VILLANOVA	12/07/13	68-98	L	22-60	.367	4-20	.200	20-27	.741	12	26	38	36.9	24	9	11	8	2	68	73.2
Saint Joseph's		586		204-453	.450	55-158	.348	123-185	.665	91	204	295	36.9	146	97	92	36	36	586	73.2
Opponents		599		210-463	.454	64-171	.374	115-159	.723	78	190	268	33.5	163	119	81	26	50	599	74.9


Games played: 8
Points/game: 73.2
FG Pct: 45.0
3FG Pct: 34.8
FT Pct: 66.5

Rebounds/game: 36.9
Assists/game: 12.1
Turnovers/game: 11.5
Assist/turnover ratio: 1.1
Steals/game: 4.5
Blocks/game: 4.5

Saint Joseph's Basketball
Saint Joseph's Points-Rebounds-Assists (as of Dec 07, 2013)
All games

Opponent	Date	Score		00 MASCHMEYER	10 GALLOWAY,L	11 QUARLES,DA	13 ROBERTS,RO	15 MILES,ISAI	20 CASPER,BRE	22 MOLOCK,KYL
at Vermont	11/09/13	74-64	w	0-0-1	21-3-0	5-4-0	21-9-0	6-4-1	DNP	DNP
MARIST	11/13/13	81-62	w	3-0-0	20-8-3	7-1-0	16-10-2	2-2-1	2-0-0	0-0-1
CREIGHTON	11/16/13	79-83	L	DNP	14-3-0	2-1-1	13-4-1	5-2-0	DNP	DNP
vs LSU	11/28/13	65-82	L	2-2-1	8-5-1	2-1-1	21-7-1	3-1-0	DNP	0-0-0
vs Siena	11/29/13	78-66	w	4-1-1	27-7-3	7-0-1	19-4-0	0-0-0	0-0-0	0-0-0
vs Washington State	12/01/13	72-67	w	0-1-0	13-2-1	8-2-2	21-10-0	8-1-0	DNP	DNP
at Temple	12/04/13	69-77	L	0-0-0	24-4-0	2-3-1	13-8-0	0-2-1	DNP	DNP
VILLANOVA	12/07/13	68-98	L	4-0-1	18-7-1	4-0-0	12-8-0	0-2-0	DNP	0-0-0

Opponent	Date	Score		24 WILSON,CHR	25 KINDLER,ER	32 NDAO,PAPA	34 BAUMANN,JA	41 KELLY,COLI	43 BEMBRY,DEA	45 KANACEVIC,
at Vermont	11/09/13	74-64	w	8-2-2	DNP	DNP	0-1-1	DNP	11-6-2	2-7-3
MARIST	11/13/13	81-62	w	5-3-1	0-2-0	0-0-0	5-6-0	0-1-0	9-1-2	12-11-8
CREIGHTON	11/16/13	79-83	L	18-3-3	DNP	2-1-0	0-0-0	DNP	20-2-4	5-10-10
vs LSU	11/28/13	65-82	L	7-4-1	DNP	5-1-0	DNP	DNP	5-2-0	12-3-1
vs Siena	11/29/13	78-66	w	8-3-5	DNP	0-2-0	1-2-0	0-0-0	1-2-1	11-6-2
vs Washington State	12/01/13	72-67	w	2-6-4	DNP	DNP	DNP	DNP	13-4-2	7-8-3
at Temple	12/04/13	69-77	L	7-3-5	DNP	0-1-0	DNP	DNP	12-9-1	11-9-2
VILLANOVA	12/07/13	68-98	L	3-4-3	DNP	0-0-0	0-3-0	DNP	17-3-2	10-4-2



LANGSTON GALLOWAY

Senior • Guard • 6-2
Baton Rouge, La.
Christian Life Academy

Atlantic 10

Preseason All-Conference Second Team



Overall Stats: 18.1 ppg, 4.9 rpg, 1.1 apg
Atlantic 10 Stats: ---

2013-14:

- Recorded team-high 18 points (6-of-12 FG) against Villanova
- Hit game-high 24 points (6-of-12 3FG) at Temple
- Posted fifth double-figure game with 13 pts against Washington State
- Hit for season-high 27 points (6-of-10 3FG) against Siena
- Notched 14 points (4-of-11 FG) against Creighton
- Posted 20 points (6-of-8 FG) and season-high 8 rebs in win over Marist
- Scored 21 points (6-of-14 FG) in season-opening win over Vermont
- Team captain


High School/Personal:

- Two-time District 7 1-A Player of the Year
- Nephew of SJU assistant coach Geoff Arnold
- Business major

2013-14 Game-by-Game

OPPONENT	MIN	FG-A	3PT-A	FT-A	OR	DR	TR	F	A	TO	BL	S	PT
Vermont*	38	6-14	3-7	6-8	1	2	3	3	0	2	0	0	21
Marist*	24	6-8	3-5	5-5	1	7	8	3	3	0	0	0	20
Creighton*	37	4-11	2-5	4-4	2	1	3	0	0	0	0	1	14
LSU*	30	3-9	0-4	2-4	3	2	5	2	1	0	0	1	8
Siena*	35	8-14	6-10	5-6	1	6	7	4	3	1	1	5	27
Washington State*	37	4-13	3-7	2-4	0	2	2	3	1	0	1	0	13
Temple*	35	8-16	6-12	2-2	1	3	4	4	0	0	0	0	24
Villanova*	37	6-16	2-8	4-4	0	7	7	3	1	1	2	0	18
Drexel													
Loyola-Md.													
Boston University													
Binghamton													
Denver													
Massachusetts													
George Mason													
Duquesne													
Penn													
Rhode Island													
Richmond													
Dayton													
Massachusetts													
Saint Louis													
VCU													
La Salle													
Rhode Island													
Fordham													
Dayton													
St. Bonaventure													
George Washington													
La Salle													

* Denotes game started



HALIL KANACEVIC

Senior • Forward • 6-8
Staten Island, N.Y.
Curtis

Overall Stats: 8.8 ppg, 7.3 rpg, 3.9 apg
Atlantic 10 Stats: ---



2013-14:

- Posted 11 points (3-of-9 FG) and pulled down nine boards at Temple
- Had 11 points (4-of-8 FG) and pulled down six boards against Siena
- Registered 12 points (4-of-9 FG) and four steals against LSU
- Recorded 10 rebounds and 10 assists vs. Creighton
- Posted 12 pts, 11 rebs, and 8 assists in win over Marist
- Grabbed seven rebounds in season-opening win over Vermont
- Team captain


High School/Personal:

- Changed his number to 45 (from 21) for this season to honor his uncle who passed away in 2013 at the age of 45
- Member of the 2010 CAA All-Rookie Team while at Hofstra
- PSAL Class A Player of the Year
- Communications major

2013-14 Game-by-Game

OPPONENT	MIN	FG-A	3PT-A	FT-A	OR	DR	TR	F	A	TO	BL	S	PT
Vermont*	20	0-1	0-0	2-2	1	6	7	5	3	3	0	1	2
Marist*	29	4-7	0-1	4-4	2	9	11	2	8	5	3	1	12
Creighton*	28	1-6	1-5	2-2	1	9	10	5	10	1	2	0	5
LSU*	31	4-9	0-1	4-6	1	2	3	4	1	2	1	4	12
Siena*	36	4-8	0-0	3-5	1	5	6	4	2	4	1	0	11
Washington State*	34	3-5	0-0	1-1	3	5	8	3	3	4	2	0	7
Temple*	28	3-9	0-1	5-8	3	6	9	4	2	3	0	0	11
Villanova*	26	3-9	0-1	4-5	2	2	4	5	2	2	0	1	10
Drexel													
Loyola-Md.													
Boston University													
Binghamton													
Denver													
Massachusetts													
George Mason													
Duquesne													
Penn													
Rhode Island													
Richmond													
Dayton													
Massachusetts													
Saint Louis													
VCU													
La Salle													
Rhode Island													
Fordham													
Dayton													
St. Bonaventure													
George Washington													
La Salle													

* Denotes game started



COLIN KELLY

Senior • Forward • 6-5
West Deptford, N.J.
Gloucester Catholic

Overall Stats: 0.0 ppg, 0.5 rpg, 0.0 apg
Atlantic 10 Stats: ---



2013-14:

- Saw action in win over Siena
- Grabbed one rebound in career-high four minutes in win over Marist


High School/Personal:

- Al Carino Club South Jersey All-Star selection
- Averaged 15.0 points and 8.0 rebounds per game as a senior at Gloucester Catholic
- Business major

2013-14 Game-by-Game

OPPONENT	MIN	FG-A	3PT-A	FT-A	OR	DR	TR	F	A	TO	BL	S	PT
Vermont													
Marist	4	0-0	0-0	0-0	1	0	1	0	0	0	0	0	0
Creighton													
LSU													
Siena	1	0-0	0-0	0-0	0	0	0	1	0	0	0	0	0
Washington State													
Temple													
Villanova													
Drexel													
Loyola-Md.													
Boston University													
Binghamton													
Denver													
Massachusetts													
George Mason													
Duquesne													
Penn													
Rhode Island													
Richmond													
Dayton													
Massachusetts													
Saint Louis													
VCU													
La Salle													
Rhode Island													
Fordham													
Dayton													
St. Bonaventure													
George Washington													
La Salle													

* Denotes game started



DARYUS QUARLES

Senior • Forward • 6-6
Paulsboro, N.J.
Paulsboro

Overall Stats: 4.6 ppg, 1.5 rpg, 0.8 apg
Atlantic 10 Stats: ---



2013-14:

- Saw season-high 25 minutes against Villanova
- Hit season-high eight points (3-of-6 FG) in win over Washington State
- Registered seven points (2-of-5 FG) in win over Siena
- Netted seven points (2-of-3 3FG) in win over Marist
- Scored five points (3-of-5 FT) in season-opening win over Vermont


High School/Personal:

- All-South Jersey selection
- Management major

2013-14 Game-by-Game

OPPONENT	MIN	FG-A	3PT-A	FT-A	OR	DR	TR	F	A	TO	BL	S	PT
Vermont	14	1-2	0-1	3-5	2	2	4	4	0	0	0	0	5
Marist	20	2-5	2-3	1-2	1	0	1	2	0	1	0	2	7
Creighton	14	1-2	0-0	0-2	0	1	1	1	1	0	0	0	2
LSU	19	1-3	0-1	0-2	1	0	1	0	1	0	0	2	2
Siena	15	2-5	1-3	2-2	0	0	0	1	1	1	0	1	7
Washington State	19	3-6	1-3	1-2	0	2	2	1	2	0	0	0	8
Temple	16	1-5	0-3	0-0	1	2	3	1	1	1	0	0	2
Villanova	25	2-8	0-2	0-1	0	0	0	2	0	1	1	1	4
Drexel													
Loyola-Md.													
Boston University													
Binghamton													
Denver													
Massachusetts													
George Mason													
Duquesne													
Penn													
Rhode Island													
Richmond													
Dayton													
Massachusetts													
Saint Louis													
VCU													
La Salle													
Rhode Island													
Fordham													
Dayton													
St. Bonaventure													
George Washington													
La Salle													

* Denotes game started



RONALD ROBERTS, JR.

Senior • Forward • 6-8

Bayonne, N.J.

Saint Peter's Prep

Atlantic 10

Preseason All-Conference Second Team



Overall Stats: 17.0 ppg, 7.5 rpg, 1.0 bpg

Atlantic 10 Stats: ---

2013-14:


- Has registered double-figures in all eight games this season
- Hit 12 points (4-of-5 FG) and pulled down 8 boards against Villanova
- Posted 12 points (5-of-13 FG) and eight rebounds at Temple
- Atlantic 10 Co-Player of the Week (12/2)
- Old Spice Classic All-Tournament Team selection
- Averaged 20 ppg (26-of-38 FG), 7 rpg, and 1.7 bpg at Old Spice Classic
- Posted double-double (21 pts, 10 rebs) against Washington State
- Hit for 19 points (9-of-13 FG) in win over Siena
- Scored 1,000th career point with 21-point effort against LSU
- Hit for 13 points (4-of-6 FG) against Creighton
- Notched double-double (16 pts, 10 rebs) in win over Marist
- Posted 21 pts (8-of-13 FG), 9 rebs in season-opening win over Vermont
- Team captain

High School/Personal:

- All-State Third Team selection
- Father (Ronald, Sr.) played basketball at the University of Oklahoma from 1985 to 1987 while mother (Dania) was a member of the Dominican Republic's National Team
- Sociology major

2013-14 Game-by-Game

OPPONENT	MIN	FG-A	3PT-A	FT-A	OR	DR	TR	F	A	TO	BL	S	PT
Vermont*	35	8-13	0-0	5-7	3	6	9	4	0	4	1	0	21
Marist*	25	7-12	0-0	2-5	3	7	10	0	2	2	0	0	16
Creighton*	32	4-6	0-0	5-5	3	1	4	3	1	1	0	0	13
LSU*	34	9-13	0-0	3-5	1	6	7	3	1	3	2	0	21
Siena*	29	9-13	0-0	1-2	2	2	4	1	0	1	1	1	19
Washington State*	30	8-12	0-0	5-9	4	6	10	1	0	1	2	0	21
Temple*	37	5-13	0-0	3-3	5	3	8	4	0	5	2	1	13
Villanova*	30	4-5	0-0	4-6	2	6	8	3	0	1	0	0	12
Drexel													
Loyola-Md.													
Boston University													
Binghamton													
Denver													
Massachusetts													
George Mason													
Duquesne													
Penn													
Rhode Island													
Richmond													
Dayton													
Massachusetts													
Saint Louis													
VCU													
La Salle													
Rhode Island													
Fordham													
Dayton													
St. Bonaventure													
George Washington													
La Salle													



ERIC KINDLER

Junior • Forward • 6-5

Mechanicsburg, Pa.

Trinity

Overall Stats: 0.0 ppg, 2.0 rpg, 0.0 apg

Atlantic 10 Stats: ---



2013-14:

- Grabbed first two collegiate rebounds in win over Marist

At Canisius (2010-11):

- Played in 13 games with one start

High School/Personal:


- Made the Hawks' squad as a walk-on in 2012-13
- Pennsylvania All-State honoree and three-time All-District III First Team selection
- Brother, Nick, is a senior on the West Virginia football team
- Theology major

2013-14 Game-by-Game

OPPONENT	MIN	FG-A	3PT-A	FT-A	OR	DR	TR	F	A	TO	BL	S	PT
Vermont													
Marist	1	0-0	0-0	0-0	1	1	2	0	0	0	0	0	0
Creighton													
LSU													
Siena													
Washington State													
Temple													
Villanova													
Drexel													
Loyola-Md.													
Boston University													
Binghamton													
Denver													
Massachusetts													
George Mason													
Duquesne													
Penn													
Rhode Island													
Richmond													
Dayton													
Massachusetts													
Saint Louis													
VCU													
La Salle													
Rhode Island													
Fordham													
Dayton													
St. Bonaventure													
George Washington													
La Salle													

* Denotes game started

* Denotes game started



EVAN MASCHMEYER

Junior • Guard • 6-3

Jeffersonville, Ind.

Jeffersonville

Overall Stats: 1.9 ppg, 0.6 rpg, 0.6 apg

Atlantic 10 Stats: ---



2013-14:

- Scored four points on career-high 4-of-4 FT in win over Siena
- Notched two points and two rebounds against LSU
- Scored three points in win over Marist
- Dished out an assist in season-opening win over Vermont


High School/Personal:

- Three-time All-Conference and All-Area selection
- Finance major

2013-14 Game-by-Game

OPPONENT	MIN	FG-A	3PT-A	FT-A	OR	DR	TR	F	A	TO	BL	S	PT
Vermont	2	0-0	0-0	0-0	0	0	0	0	1	0	0	0	0
Marist	12	1-4	0-0	1-2	0	0	0	1	0	1	0	0	3
Creighton	Did not play												
LSU	7	1-4	0-1	0-1	2	0	2	2	1	1	0	0	2
Siena	14	0-2	0-1	4-4	1	0	1	0	1	0	0	0	4
Washington State	4	0-1	0-1	0-0	0	1	1	0	0	0	0	1	0
Temple	2	0-0	0-0	0-0	0	0	0	0	0	0	0	0	0
Villanova	9	1-2	0-0	2-2	0	0	0	1	1	0	0	0	4
Drexel													
Loyola-Md.													
Boston University													
Binghamton													
Denver													
Massachusetts													
George Mason													
Duquesne													
Penn													
Rhode Island													
Richmond													
Dayton													
Massachusetts													
Saint Louis													
VCU													
La Salle													
Rhode Island													
Fordham													
Dayton													
St. Bonaventure													
George Washington													
La Salle													

* Denotes game started



PAPA NDAO

Junior • Forward • 6-8

Dakar, Senegal

Montverde Academy (Fla.)

Overall Stats: 1.2 ppg, 0.8 rpg, 0.0 apg

Atlantic 10 Stats: ---



2013-14:

- Had five points (1-of 3 3FG) and grabbed a rebound against LSU
- Scored two points against Creighton


High School/Personal:

- Member of the runner-up team in the ESPN-RISE National High School Invitational
- Interdisciplinary health studies major

2013-14 Game-by-Game

OPPONENT	MIN	FG-A	3PT-A	FT-A	OR	DR	TR	F	A	TO	BL	S	PT
Vermont													
Marist	7	0-2	0-2	0-1	0	0	0	0	0	0	0	0	0
Creighton	3	1-1	0-0	0-0	0	1	1	2	0	0	0	0	2
LSU	5	1-3	1-3	2-2	1	0	1	0	0	0	0	0	5
Siena	5	0-0	0-0	0-0	1	1	2	1	0	1	0	0	0
Washington State													
Temple	3	0-0	0-0	0-0	1	0	1	1	0	1	0	0	0
Villanova	3	0-0	0-0	0-0	0	0	0	2	0	1	0	0	0
Drexel													
Loyola-Md.													
Boston University													
Binghamton													
Denver													
Massachusetts													
George Mason													
Duquesne													
Penn													
Rhode Island													
Richmond													
Dayton													
Massachusetts													
Saint Louis													
VCU													
La Salle													
Rhode Island													
Fordham													
Dayton													
St. Bonaventure													
George Washington													
La Salle													

* Denotes game started



CHRIS WILSON

Junior • Guard • 6-3

Fayetteville, N.C.

Terry Sanford

Overall Stats: 7.3 ppg, 3.5 rpg, 3.0 apg

Atlantic 10 Stats: ---



2013-14:

- Posted eight pts (2-of-2 FG), five assists, and three rebs against Siena
- Had 18 points (tied career-high with 6-of-11 3FG) against Creighton
- Scored eight points (3-of-9 FG) in season-opening win over Vermont

High School/Personal:

- Two-time Associated Press All-State Selection
- 2011 Player of the Year for District 4, the Cape Fear Region and the Mid-South Conference
- Social sciences major

2013-14 Game-by-Game

OPPONENT	MIN	FG-A	3PT-A	FT-A	OR	DR	TR	F	A	TO	BL	S	PT
Vermont*	34	3-9	0-2	2-2	0	2	2	0	2	1	0	0	8
Marist*	27	2-5	1-2	0-0	0	3	3	0	1	0	0	0	5
Creighton*	33	6-11	6-11	0-0	0	3	3	4	3	2	0	1	18
LSU*	29	3-7	1-3	0-4	1	3	4	0	1	2	0	0	7
Siena*	25	2-2	1-1	3-6	0	3	3	1	5	3	0	2	8
Washington State*	32	1-5	0-2	0-0	1	5	6	1	4	1	0	0	2
Temple*	32	3-10	0-6	1-1	1	2	3	3	5	1	0	0	7
Villanova*	19	1-6	0-2	1-2	1	3	4	1	3	1	1	0	3
Drexel													
Loyola-Md.													
Boston University													
Binghamton													
Denver													
Massachusetts													
George Mason													
Duquesne													
Penn													
Rhode Island													
Richmond													
Dayton													
Massachusetts													
Saint Louis													
VCU													
La Salle													
Rhode Island													
Fordham													
Dayton													
St. Bonaventure													
George Washington													
La Salle													

* Denotes game started



ISAIAH MILES

Sophomore • Forward • 6-7

Baltimore, Md.

Milford Mill

Overall Stats: 3.0 ppg, 1.8 rpg, 0.5 bpg

Atlantic 10 Stats: ---



2013-14:

- Matched career-high eight pts (2-of-3 3FG) against Washington State
- Notched five points against Creighton
- Hit 6 pts in career-high 19 min. in season-opening win over Vermont

High School/Personal:

- All-County honoree and two-time All-Metro First Team selection
- Led Glenelg Country School to MIAA-B Championship
- Business major

2013-14 Game-by-Game

OPPONENT	MIN	FG-A	3PT-A	FT-A	OR	DR	TR	F	A	TO	BL	S	PT
Vermont	19	2-4	1-2	1-2	3	1	4	3	1	1	2	1	6
Marist	9	1-3	0-2	0-0	2	0	2	4	1	0	0	0	2
Creighton	13	1-3	1-2	2-2	1	1	2	2	0	2	1	0	5
LSU	10	1-2	1-2	0-0	0	1	1	1	0	0	0	0	3
Siena	5	0-1	0-0	0-0	0	0	0	1	0	1	0	0	0
Washington State	16	3-5	2-3	0-0	0	1	1	1	0	0	0	1	8
Temple	12	0-3	0-1	0-0	1	1	2	2	1	0	0	0	0
Villanova	16	0-4	0-4	0-0	0	2	2	2	0	1	1	0	0
Drexel													
Loyola-Md.													
Boston University													
Binghamton													
Denver													
Massachusetts													
George Mason													
Duquesne													
Penn													
Rhode Island													
Richmond													
Dayton													
Massachusetts													
Saint Louis													
VCU													
La Salle													
Rhode Island													
Fordham													
Dayton													
St. Bonaventure													
George Washington													
La Salle													

* Denotes game started



KYLE MOLOCK

Redshirt Freshman • Guard • 6-2
Dublin, Ohio
Dublin Coffman

Overall Stats: 0.0 ppg, 0.0 rpg, 0.3 apg
Atlantic 10 Stats: ---



2013-14:

- Saw action against Villanova, Siena, and LSU
- Dished out one assist in five minutes in collegiate debut against Marist

High School/Personal:

- Sidelined for the season after re-tearing the ACL in his right knee
- Ranked Ohio's best point guard in Class of 2012
- Battled two knee injuries which shortened his high school career
- Political science major

2013-14 Game-by-Game

OPPONENT	MIN	FG-A	3PT-A	FT-A	OR	DR	TR	F	A	TO	BL	S	PT
Vermont				Did not play									
Marist	5	0-1	0-0	0-0	0	0	0	0	1	0	0	0	0
Creighton				Did not play									
LSU	3	0-0	0-0	0-0	0	0	0	0	0	0	0	0	0
Siena	1	0-0	0-0	0-0	0	0	0	0	0	0	0	0	0
Washington State				Did not play									
Temple				Did not play									
Villanova	2	0-0	0-0	0-0	0	0	0	0	0	0	0	0	0
Drexel													
Loyola-Md.													
Boston University													
Binghamton													
Denver													
Massachusetts													
George Mason													
Duquesne													
Penn													
Rhode Island													
Richmond													
Dayton													
Massachusetts													
Saint Louis													
VCU													
La Salle													
Rhode Island													
Fordham													
Dayton													
St. Bonaventure													
George Washington													
La Salle													

* Denotes game started



DEANDRÉ BEMBRY

Freshman • Forward • 6-6
Charlotte, N.C.
The Patrick School (N.J.)

Overall Stats: 11.0 ppg, 3.6 rpg, 1.8 apg
Atlantic 10 Stats: ---



2013-14:

- Posted 17 points (5-of-9 FG) against Villanova
- Hit 12 pts (5-of-9 FG) and pulled down season-high 9 boards at Temple
- Recorded 13 pts (5-of-9 FG) and four rebs against Washington State
- Atlantic 10 Rookie of the Week (11/18)
- Hit for team-high 20 points (8-of-14 FG) against Creighton
- Notched nine points (4-of-8 FG) in win over Marist
- Scored 11 points (4-of-8 FG) in collegiate debut at Vermont

High School/Personal:

- 2013 Union County Player of the Year and All-State First Team
- McDonalds All-American nominee
- Averaged 21.8 points and 9.0 rebounds per game as a senior
- Sports marketing major

2013-14 Game-by-Game

OPPONENT	MIN	FG-A	3PT-A	FT-A	OR	DR	TR	F	A	TO	BL	S	PT
Vermont*	32	4-8	2-4	1-4	0	6	6	3	2	2	1	0	11
Marist*	26	4-8	1-1	0-0	1	0	1	3	2	1	0	2	9
Creighton*	37	8-14	4-8	0-1	1	1	2	2	4	2	1	0	20
LSU*	32	2-6	0-1	1-2	0	2	2	3	0	4	1	1	5
Siena*	28	0-1	0-0	1-4	0	2	2	2	1	1	0	3	1
Washington State*	28	5-9	1-2	2-2	1	3	4	3	2	1	1	0	13
Temple*	35	5-9	0-3	2-2	2	7	9	1	1	4	0	1	12
Villanova*	28	5-9	2-3	5-7	1	2	3	5	2	3	2	0	17
Drexel													
Loyola-Md.													
Boston University													
Binghamton													
Denver													
Massachusetts													
George Mason													
Duquesne													
Penn													
Rhode Island													
Richmond													
Dayton													
Massachusetts													
Saint Louis													
VCU													
La Salle													
Rhode Island													
Fordham													
Dayton													
St. Bonaventure													
George Washington													
La Salle													

* Denotes game started

Redshirt Freshman • Center • 6-8
Solms-Oberbiel, Germany
Theodor-Heus School

34

- Saw action against Villanova
- Pulled down two boards in win over Siena
- Scored five points and grabbed six rebounds in win over Marist
- Saw six minutes of action in season-opening win over Vermont

- Played for the Licher Baeren team in Germany's Pro-B League
- Food marketing major


OPPONENT	MIN	FG-A	3PT-A	FT-A	OR	DR	TR	F	A	TO	BL	S	PT
Vermont	6	0-1	0-0	0-0	0	1	1	0	1	0	0	1	0
Marist	9	2-2	0-0	1-2	2	4	6	2	0	2	0	0	5
Creighton	3	0-1	0-0	0-0	0	0	0	0	0	0	0	0	0
Siena	5	0-2	0-0	1-2	2	0	2	0	0	0	2	0	1
Villanova	5	0-1	0-0	0-0	1	2	3	0	0	0	0	0	0



Freshman • Forward • 6-6
Philadelphia, Pa.
Philadelphia Electrical & Technical
Charter

40

- 2013 McDonalds All-American nominee
- Two-time All-Public League selection
- Averaged 10.2 points as a senior
- Studio arts major



Freshman • Forward • 6-6
Audubon, Pa.
Methacton



- Saw action in win over Siena
- Scored two points in collegiate debut against Marist

- Made the Hawks' squad as a walk-on
- 2013 Pottstown Area Player of the Year
- Averaged 20.0 points and 10.0 rebounds per game as a senior
- Father, Rob, played basketball under Phil Martelli at Kenrick High School
- Business administration major

[illegible]