

2013-14 SCHEDULE/RESULTS

Overall: 0-0; Atlantic 10: 0-0; Big 0-0

NOVEMBER

Fri. 8	MOUNT ST. MARY'S - WNIT	7:00
Sn./M. 10/11	WNIT Quarterfinals	TBA
Thurs. 14	WNIT Semifinals	TBA
Sun. 17	WNIT Championship	TBA
Wed. 20	DREXEL	7:00
Sat. 23	LIBERTY	2:00
Tues. 26	at Princeton	5:30

DECEMBER

Sun. 1	at Quinnipiac	2:00
Wed. 4	at Temple #	5:30
Sat. 7	at Villanova #	2:00
Tues. 10	HOFSTRA	7:00
Sat. 21	at Syracuse	1:00
Sun. 29	at Florida Gulf Coast	6:00

JANUARY

Thurs. 2	at Richmond *	7:00
Sun. 5	GEORGE WASHINGTON (NBCSN)*	1:00
Wed. 8	RHODE ISLAND *	11:30 a.m.
Sun. 12	at VCU (CBSSN) *	5:00
Fri. 17	PENN #	7:00
Sun. 19	at La Salle (CBSSN) #*	5:00
Wed. 22	at George Washington *	11:00 a.m.
Sun. 26	DAYTON (NBCSN) *	6:00
Wed. 29	SAINT LOUIS *	7:00

FEBRUARY

Sat. 1	VCU *	2:00
Wed. 5	at St. Bonaventure *	7:00
Wed. 12	LA SALLE *	7:00
Sat. 15	at George Mason *	1:00
Tues. 18	DUQUESNE (CBSSN) *	9:00
Sun. 23	at Dayton (ESPNU) *	1:00
Thurs. 27	at Massachusetts *	7:00

MARCH

Sun. 2	FORDHAM *	2:00
W.-Sn. 5-9	Atlantic 10 Championship +	

Home games in **BOLD CAPS** at Hagan Arena;
All game times are EST and subject to change
* Atlantic 10 Conference Game
- Philadelphia Big 5 Game
+ at The Richmond Coliseum (Richmond, Va.)

Contact: Jack Jumper • Phone: 610-660-3389 • Email: jjumper@sju.edu

SAINT JOSEPH'S UNIVERSITY HAWKS (0-0)

VS.

MOUNT ST. MARY'S UNIVERSITY MOUNTAINEERS (0-0)

Game #1 • November 8, 2013

Preseason WNIT First Round

Hagan Arena • Philadelphia, Pa. • 7:00 p.m.

GAME DAY AT A GLANCE

Arena	Hagan Arena (4,200)
Audio Streaming	SJSN - Steve Wanczyk (Play By Play), Renie Shields (Color)
Series Record	Series Tied at 2-2
Next Game	Sunday/Monday, November 10/11, Opponent & Time TBA

GAME STORIES . . .

- Saint Joseph's opens the 2013-14 season against Mount St. Mary's in the First Round of the Preseason WNIT.
- The winner of Friday's game will advance to face either #15 LSU or Stephen F Austin, while the losing team will compete amongst a reformed bracket.
- The Hawks are making their second appearance in the Preseason WNIT. SJU previously competed in the 2004 Preseason WNIT, topping Boston University 51-49 at home in the opening game before falling at #10/9 Ohio State, 76-29.
- Saint Joseph's is facing Mount St. Mary's for just the fifth time in program history. The series is currently tied, 2-2, with the last meeting played during the 1980-81 season.
- The Hawks are 27-13 all-time in season openers and have posted a 34-6 mark in home openers.
- Saint Joseph's is coming off a memorable 2012-13 season in which they claimed the Atlantic 10 title for the third time in team history and advanced to the NCAA Tournament for the first time since 2000.
- The Hawks return three starters from last year's squad and eight letterwinners overall.
- Saint Joseph's was picked to finish second in the Atlantic 10 according to a preseason poll of conference officials and media.

HAWKS AT A GLANCE

PROBABLE STARTERS

No.	Pos.	Player	Yr.	Ht.	PPG	RPG	APG	MPG	Notes
3	G	Erin Shields	Sr.	5-6	11.4	1.8	2.5	32.6	Preseason Atlantic 10 All-Conference Second Team
4	G	Natasha Cloud	Jr.	6-0	9.2	4.6	4.4	31.8	Preseason Atlantic 10 All-Conference Second Team
1	F	Ilze Gotfrida	Sr.	6-0	7.6	4.3	0.9	23.9	Returning leader in field goal percentage (.521)
34	F	Kelsey Berger	Sr.	5-11	3.5	1.2	0.5	11.7	Appeared in 31 games with 3 starts last season
41	F	Sarah Fairbanks	So.	6-1	1.8	2.2	0.1	8.3	One of the returning leaders in blocked shots (17)

THE BENCH

2	G	Mackenzie Rule	Fr.	5-6	5.3	1.3	---	---	Four-year All-Catholic selection
11	F	Lisanne de Jonge	Fr.	5-11	9.8	5.0	---	---	Member of the Netherlands U-18 National Team
13	F	Ashley Robinson	R-Jr.	6-2	5.2	4.1	0.6	19.3	Doubtful - Arm
15	G	Kathleen Fitzpatrick	Fr.	5-9	17.4	6.8	---	---	Set the Acad. of Notre Dame record for three-pointers (245)
20	G	Geena Gomez	Fr.	5-8	22.7	9.7	---	---	Named Sunset League MVP as a senior
21	G	Ciara Andrews	So.	5-9	1.5	0.5	0.1	3.5	Played in 13 games as a freshman
22	F	Jessica Pongonis	Fr.	6-1	11.5	6.0	---	---	Led Hamilton Southeastern to a top-20 national ranking
23	G	Jordan Strode	So.	5-8	3.0	3.0	0.0	10.0	Doubtful - Knee



2013-14 SAINT JOSEPH'S BASKETBALL NOTES - PAGE 2

SAINT JOSEPH'S' ROSTER

No.	Name	Yr.	Pos.	Ht.	Hometown	High School/Last School
1	Ilze Gotfrida	Sr.	F	6-0	Dobele, Latvia	Rigas Secondary School No. 49
2	Mackenzie Rule	Fr.	G	5-6	West Chester, Pa.	Cardinal O'Hara
3	Erin Shields	Sr.	G	5-6	Drexel Hill, Pa.	Archbishop Carroll
4	Natasha Cloud	Jr.	G	6-0	Broomall, Pa.	Cardinal O'Hara/Maryland
11	Lisanne de Jonge	Fr.	F	5-11	Nijmegen, Netherlands	Luzac College
13	Ashley Robinson	R-Jr.	F	6-2	Warrington, Pa.	Archbishop Wood
15	Kathleen Fitzpatrick	Fr.	G	5-9	Drexel Hill, Pa.	Academy of Notre Dame de Namur
20	Geena Gomez	Fr.	G	5-8	Huntington Beach, Calif.	Edison
21	Ciara Andrews	So.	G	5-9	Glenside, Pa.	Cheltenham
22	Jessica Pongonis	Fr.	F	6-1	Fishers, Ind.	Hamilton Southeastern
23	Jordan Strode	So.	G	5-8	Harrisburg, N.C.	Hickory Ridge
34	Kelsey Berger	Sr.	F	5-11	Mentor, Ohio	Mentor/Air Force
41	Sarah Fairbanks	So.	F	6-1	Elizabethtown, Pa.	Elizabethtown Area

Head Coach: Cindy Griffin (Saint Joseph's '91, '93) - 13th year

Associate Head Coach: Susan Moran (Saint Joseph's '02) - 11th year

Assistant Coaches: Stephanie McCaffrey (Saint Joseph's '04) - 7th year,
Jada Pierce (West Chester '97) - 2nd year

Director of Basketball Operations: Katie Gardler (Saint Joseph's '92) - 4th year

Graduate Assistant: Chris Koclanes (Old Dominion '10) - 1st year

PRONUNCIATION GUIDE

ILZE GOTFRIDA ..ILL-zuh got-FREE-duh

CIARA AndrewsSEE-air-uh

Kelsey BERGERBurger

Jessica PONGONISpon-GO-niss

LISANNE DE JONGE

.....LEEZ-ann dee YON-guh



SERIES HISTORY

Saint Joseph's vs. Mount St. Mary's

All-Time Series: Series Tied 2-2

Last Meeting: 1/8/81, MSM, 65-62

Last SJU Win: 1/6/79, 70-68

Last MSM Win: 1/8/81, 65-62

Current SJU Streak: L-2



2012-13 STATISTICAL COMPARISON

	Saint Joseph's	Mount St. Mary's
Overall Record	23-9	15-16
Conference Record	11-3	10-8
Home Record	12-4	7-7
Away Record	9-3	8-9
Neutral Record	4-2	0-0
Points Per Game	64.5	58.5
Opponent Points Per Game	55.2	61.1
Scoring Differential	+9.3	-2.5
Field Goal Percentage	.406	.395
Opponent Field Goal Percentage	.355	.388
3-Pt. Field Goals Made Per Game	.323	5.5
3-Pt. Field Goal Percentage	4.6	.323
Opponent 3-Pt. Field Goal Percentage	.267	.325
Free Throws Made Per Game	11.9	10.4
Free Throw Percentage	.737	.755
Rebounds Per Game	38.9	33.1
Opponent Rebounds Per Game	37.5	38.5
Rebounding Differential	+1.4	-5.4
Assists Per Game	15.3	13.3
Turnovers Per Game	13.8	17.2
Opponent Turnovers Per Game	15.8	17.4
Turnover Margin	+2.0	+0.2
Assist/Turnover Ratio	1.1	0.8
Steals Per Game	7.8	8.9
Blocks Per Game	3.6	3.0

PREVIOUS GAMES VS. MOUNT ST. MARY'S

Date	Score	Site
1/8/81	L, 65-62	Home
1/17/80	L, 54-53	Away
1/6/79	W, 70-68	Home
1/31/76	W, 91-53	Home

LAST MEETING BOXSCORE & RECAP

January 8, 1981 • Alumni Memorial Fieldhouse

Mount St. Mary's - 65, Saint Joseph's - 62

MSM	Min.	FG-A	3PT	FT-A	OR	DR	TR	F	A	TO	B	S	Pts.
Woodward	30	1-7	x-x	1-2	2	2	4	4	6	5	0	1	3
Peldo	17	4-8	x-x	1-3	0	3	3	1	0	0	0	1	9
Janowiak	22	2-5	x-x	2-2	2	0	2	1	1	5	0	1	6
Diaz	38	12-22	x-x	6-9	9	3	12	2	1	3	0	4	32
Marvel	30	5-12	x-x	1-1	2	4	6	3	2	3	0	3	11
Zehler	9	0-0	x-x	0-0	0	0	0	0	0	1	0	0	0
Green	27	1-6	x-x	0-0	4	3	7	2	1	1	0	1	2
DiPilla	6	0-2	x-x	0-0	0	0	0	1	0	0	0	0	0
Prescott	11	0-2	x-x	0-0	4	4	4	0	0	0	0	1	0
Taylor	10	1-1	x-x	0-0	0	0	0	0	0	0	0	0	2
Totals	200	27-66	x-x	11-18	23	15	38	14	11	18	0	14	65

SJU	Min.	FG-A	3PT	FT-A	OR	DR	TR	F	A	TO	B	S	Pts.
Dunne	37	3-4	x-x	0-0	1	0	1	0	10	5	0	5	6
Polachek	31	4-12	x-x	1-1	0	2	2	1	3	0	1	0	9
McPeak	24	5-10	x-x	2-2	1	7	8	4	0	0	0	0	12
Boyer	28	4-10	x-x	2-2	1	4	5	1	0	0	1	0	10
Gentry	37	6-11	x-x	0-0	2	6	8	3	3	1	1	1	12
Knapp	10	2-2	x-x	0-0	2	2	4	1	1	1	0	1	4
Sabalesky	11	2-4	x-x	0-0	0	1	1	3	1	0	0	0	4
Fox	18	2-2	x-x	1-2	0	1	1	1	1	0	0	0	5
Ridge	3	0-0	x-x	0-0	0	0	0	0	0	0	0	0	0
Matusz	1	0-0	x-x	0-0	0	0	0	0	0	0	0	0	0
Totals	200	28-55	x-x	6-7	7	23	30	14	19	21	3	7	62

Halftime: Saint Joseph's, 31-27 **Technical Foul:** Mount St. Mary's Bench

Attendance: 366

FG %: Saint Joseph's - 50.9%, Mount St. Mary's - 40.9%

FT %: Saint Joseph's - 85.7%, Mount St. Mary's - 61.1%



THE FAST BREAK

• The last time the Hawks faced Mount St. Mary's, junior **Renie Shields** (nee: Dunne) led the team with a game-high 10 assists. A SJU Athletics Hall of Famer, Renie is the mother of current senior **Erin Shields**.

• Saint Joseph's is honoring its 2013 Atlantic 10 championship team with a ring ceremony and banner unveiling prior to Friday's tip.

INJURY REPORT

Redshirt junior **Ashley Robinson** (arm) and sophomore **Jordan Strode** (knee) are doubtful for Friday's game.

TRIO OF HAWKS TO SERVE AS CAPTAINS IN 2013-14

Senior **Erin Shields**, redshirt junior **Ashley Robinson** and junior **Natasha Cloud** will serve as team captains this season. Shields is serving as a team captain for the second straight year, while Robinson and Cloud are captains for the first time this season.

HAWK HILL ADVANTAGE

Saint Joseph's has always had a reputation of playing well at home. Over 40 seasons, the Hawks have boasted a 380-135 mark at Hawk Hill, including a 48-18 record at Hagan Arena. Last year, SJU went just 4-3 at home against nonconference opponents, but finished with a 12-4 home record overall.

CLOUD EARNS ATLANTIC 10 PRESEASON HONORS

Junior guard **Natasha Cloud** was selected to the Atlantic 10 Preseason All-Conference Second Team and Preseason All-Defensive Team. Sitting out the 2011-12 season after transferring from Maryland, Cloud made an immediate impact last year for the Hawks as she posted career-highs in scoring (9.2 ppg), rebounding (4.6 rpg) and assists (4.4 apg). An A-10 All-Defensive Team honoree a season ago, she also led the Hawks with 57 steals and added 17 blocks. Tallying 15 points and adding six rebounds, six assists and two steals in the A-10 Championship game against Fordham, Cloud was named Most Outstanding Player of the 2013 A-10 Championship in leading SJU to the conference title.

HAWKS ON THE AIR

The Saint Joseph's Sports Network (SJSN) celebrates its 24th anniversary in 2013-14, as the first broadcasts of men's and women's basketball games took place in the Fall of 1990. The first women's game aired on WCZN-AM on November 23rd as the Hawks hosted Oregon. The 1990-91 season also marked the first in school history in which every SJU men's game aired on Philadelphia-area commercial radio.

Since 1990, SJSN's coverage of Hawk athletics has grown and currently includes live coverage of all Hawk men's and women's basketball games and previously produced Phil Martelli's *HawkTalk* radio program, the nationally-renowned *HawkTalk* television show and *Courtside*, the Saint Joseph's women's basketball television show.

In 2013-14, all of SJU's women's games can be heard via audio streaming on the internet at the Hawks' official athletics site, www.sjuhawks.com, free of charge through. Video streaming of non-televvised games is also available on the site as part of the Hawks All-Access package.



2013-14 Atlantic 10 Predictions

Saint Joseph's was picked to finish second in the Atlantic 10 race, according to a poll of the Atlantic 10's head coaches. The Hawks, who won the 2013 A-10 title and earned the conference's automatic NCAA bid, received one of the 13 first place vote. Dayton was picked to finish first. The following is the predicted finish (with last year's postseason in parentheses).

Team	Overall	Conference
1. Dayton (NCAA)	14-0	28-3
2. Saint Joseph's (NCAA)	23-9	11-3
3. Duquesne (WNIT)	24-8	11-3
4. Fordham (WNIT)	26-9	12-2
5. George Washington	14-16	7-7
6. Richmond (WNIT)	16-16	6-8
7. VCU	11-19	4-10
8. Saint Louis	12-9	5-9
9. St. Bonaventure	10-19	3-11
10. La Salle	8-21	4-10
11. George Mason *	9-21	4-14
12. Massachusetts	3-26	1-13
13. Rhode Island	6-23	1-13

* - competed in the CAA in 2012-13

SHIELDS NAMED A-10 TO PRESEASON SECOND TEAM

The Hawks returning leader in scoring (11.4 ppg) and three-point-er (73), senior guard **Erin Shields** was selected to the Atlantic 10 Preseason All-Conference Second Team. The reigning A-10 Most Improved Player and All-Conference Third Team selection averaged a career-best 32.6 minutes per game as a junior.

HAWKS LOOKING FOR FIFTH STRAIGHT POSTSEASON BID

Saint Joseph's is coming off its fourth consecutive postseason appearance, earning the Atlantic 10's automatic bid for the NCAA Tournament last season. Saint Joseph's, which earned Postseason WNIT bids from 2009-10 to 2011-12, is currently tied for its second-longest postseason appearance streak. The Hawks previously made four straight appearances from 1975-79 and 1996-2000. Saint Joseph's longest consecutive postseason appearance streak is six seasons, from 1984-85 to 1989-90.

SHIELDS EYES CAREER GAMES PLAYED RECORD

Playing in 97 straight games in the Crimson and Gray, senior **Erin Shields** is on track to challenge the career games played record of 127, set by Michelle Baker (2008-12) and Ashley Prim (2009-13).

HAWKS EXCEL IN NONCONFERENCE PLAY

Saint Joseph's has posted a winning record in nonconference play the past three seasons. The Hawks, who went 9-5 in nonconference games last year, have posted a combined 29-13 record during the nonconference portion of its schedule the last three years.

GOTFRIDA AMONGST SJU'S MOST EFFICIENT SCORERS

Senior forward **Iize Gotfrida** begins her senior season as one of the more efficient scorers in Saint Joseph's history. A career 49.6 percent shooter from the floor (178-of-359), she is currently on pace to finish tied for ninth all-time in efficiency as SJU players must attempt 500 field goals to make the record book in this category.



SHIELDS AMONG SJU ALL-TIME LEADERS

Junior **Erin Shields** enters the 2013-14 season as one of the top three-point shooters in Saint Joseph's history. The Hawks returning leader in three pointers (73), she is currently eighth all-time in three-pointer made (160) and attempted (442) and ninth in three-point percentage (.362). Additionally, shields is the all-time leader in free throw percentage, converting 88.0 percent (117-of-133) for her career

GRIFFIN SECOND ALL-TIME IN WINS AT HAWK HILL

Entering her 13th season at her alma mater, **Cindy Griffin** is second all-time in team history in victories, posting a 223-156 mark to date. Griffin, who has led SJU to a record nine postseason appearances, trails only Women's Basketball Hall of Famer Jim Foster (248) in career wins.

NEW-LOOK HAWKS

The 2013-14 season will feature a five new faces as the Hawks welcome freshmen **Lisanne de Jonge**, **Kathleen Fitzpatrick**, **Geena Gomez**, **Jessica Pongonis** and **Mackenzie Rule** to the squad. Saint Joseph's lost seniors Ashley Prim, Shelby Smith, Chatilla van Grinsven and Mireia Vila to graduation last May.

THE HAWK



The Saint Joseph's Hawk mascot has been flapping its wings for more than a half a century.

One of the most famous mascots in college sports, The Hawk is best known for staying in constant motion by flapping its wings throughout every basketball game and representing the Saint Joseph's motto, "The Hawk Will Never Die."

Saint Joseph's athletic teams have been recognized with the nickname "Hawks" since 1929. At that time, the school's yearbook editor initiated a contest among the student body for a symbol. More

than 100 submissions were narrowed, with "Hawks" winning out over "Grenadiers" by a slim margin. The name was appropriate because it typified "the fighting spirit of our crimson and gray athletes and it is suggestive of the aerial attack which has made our football team famous." Football, ironically, was discontinued at SJU following the 1939 season.

The idea for The Hawk as a mascot was originated by Jim Brennan during the 1954-55 season. Brennan, an ex-Marine and SJU cheerleader, at first wanted to secure an actual hawk, but later switched to the costume idea. The student government raised the \$120 needed to buy the initial costume, which Brennan donned for three years. He made his debut as The Hawk on January 4, 1956, a 69-56 win over La Salle at The Palestra. The Hawk, who was present at most women's basketball games, became a mainstay in 1989. Since then, 12 SJU students have donned the costume, with **Brian Lafferty** serving as the Hawk this season.

The Hawk mascot has garnered numerous accolades in its 57-year history. It has been selected as the nation's top mascot by *The Sporting News*, *Sports Illustrated*, *Sports Illustrated for Kids*, *Street & Smith's Basketball Yearbook* and *ESPN College Basketball* magazine and was a nominee for the 2008 Mascot Hall of Fame.

FOREIGN-BORN HAWKS

Saint Joseph's enters the season with two foreign-born players, making it the fifth straight year the Hawks have had multiple players from outside the United States. Freshman forward **Lisanne de Jonge** is the 15th foreign-born student-athlete to play for Saint Joseph's, joining senior **Ilze Gotfrida**. Below is a list of SJU's all-time roster of foreign-born players.

Years	Player	Country
1986-89	Alix Burns	England
1994-97	Megan Compain	New Zealand
1997-00	Jana Lichnerova	Slovakia
1997-00	Barbora Kuklova	Slovakia
1999-02	Susan Moran	Ireland
2001-04	Irina Krasnoshiok	Moldova
2001-04	Amra Mehmedic	Bosnia-Herzegovina
2003-07	Whitney Ffrench	Canada
2005-07	Zoya Pavlovskaya	Russia
2008-10	Mariame Djouara	Ivory Coast
2010-12	Samira van Grinsven	Netherlands
2009-13	Mireia Vila	Spain
2010-Present	Ilze Gotfrida	Latvia
2011-13	Chatilla van Grinsven	Netherlands
2013-Present	Lisanne de Jonge	Netherlands

MEDIA INFORMATION

MEDIA CREDENTIALS

Credentials for media covering Saint Joseph's at Hagan Arena in 2013-14 should be made at least 24 hours in advance by contacting Jack Jumper at (610) 660-3389, by fax at (610) 660-1724, or by email (jjumper@sju.edu).

PHOTO CREDENTIALS

All photographers attending Saint Joseph's home basketball games must be credentialed. Requests for credentials should be made in at least 24 hours in advance to Jack Jumper. Due to space demands, access to freelance photographers is limited.

RADIO POLICY

Radio stations designated as the primary visiting outlet can have access to phone lines at a cost of \$100 per line per game. (\$200 for ISDN), unless a reciprocal usage agreement exists. Visiting radio stations wishing to broadcast the game should contact Jack Jumper at (610) 660-3389 or by email (jjumper@sju.edu) to arrange phone lines.

PRESS ROW

Only accredited members of the media and accredited scouts will be issued credentials to cover Saint Joseph's basketball, and only those with passes will be permitted to sit in press seating. Members of the media are reminded that press row is a working area and cheering for either team will not be tolerated.

MEDIA SERVICES

Saint Joseph's and opponent's game notes, statistics, Atlantic 10 Conference notes and statistics and game programs will be available to working members of the media. Halftime statistics will be available in the media room and will also be distributed on press row. Final statistics will be distributed in the media room following completion of the game. Fax service is available. Complete Saint Joseph's game notes will be available the day before the game on the website, www.sjuhawks.com.

POST-GAME

SJU head coach Cindy Griffin and select student-athletes will be available in the interview room following a post-game cooling off period. Neither lockerroom will be open to the media.



FOUR MORE HAWKS IN THE PROS

Saint Joseph's senior class was a remarkable one, joining only five other classes to make a postseason bid each year. On top of that, and leading the Hawks to the Atlantic 10 title for the first time since 1999, all four seniors - Ashley Prim, Shelby Smith, Chatilla van Grinsven and Mireia Vila - all have gone on to play professionally. Prim is currently playing in Puerto Rico, while Smith is competing in Ireland. van Grinsven, who earned a training camp invite from the WNBA's Connecticut Sun, is playing for Bourges Basket in France, while Vila is competing in her home country of Spain.

WHY S-A-I-N-T JOSEPH'S UNIVERSITY?


The corporate title of "Saint" Joseph's University, which has been in place since Saint Joseph's was granted university status by the Commonwealth of Pennsylvania in 1979, is now the "public" title of the institution for all aspects of its operations. Previously, the abbreviation of "St." Joseph's University was permitted in a number of alumni and athletic contexts. According to the most recent edition of the Higher Education Directory, there are at least nine recognized "St. Joseph's" among the nation's colleges and universities. Only one of them-Saint Joseph's University, Philadelphia-is a university-level, Master's I, NCAA Division I institution. A complete spelling of S-A-I-N-T Joseph's University in all contexts will help eliminate any confusion among higher education and other public constituencies.

SJU TO APPEAR ON LEAGUE-BEST SIX TELEVISED GAME

Saint Joseph's will benefit from the Atlantic 10's new eight-year partnerships with ESPN, CBS Sports Network and NBC Sports Network as the Hawks are slated for a league-high six national television appearances in 2013-14. Saint Joseph's games versus George Washington (Jan. 5) and Dayton (Jan. 26) will be broadcast on NBCSN, with games against VCU (Jan. 12), La Salle (Jan. 19) and Duquesne (Feb. 18) airing on the CBS Sports Network. Additionally, the Hawks' game at Dayton (Feb. 23) will be televised by ESPNU. The first year of the A-10's eight-year media television partnership will feature 32 nationally-televised games; and the semifinals and final of the women's basketball championship. The semifinals will air on the CBS Sports Network, with the championship final being televised on the ESPN networks for the 17th straight year.

UP NEXT

Should the Hawks win on Friday, Saint Joseph's would face the winner of LSU versus Stephen F. Austin on either Sunday or Monday with site and time to be determined. A loss would put the Hawks into the consolation bracket with seedings, opponents, sites and game times to be determined at a later date.





Cindy Griffin - Head Coach

Saint Joseph's '91, MBA '93 - 13th Season

Leading Saint Joseph's to its third Atlantic 10 championship in team history in 2012-13, **Cindy Griffin** enters her 13th year as Saint Joseph's head coach. A 1991 and 1993 graduate of SJU, Griffin (nee Anderson) has compiled an overall record of 271-189 in 15 seasons as a head coach, and a 223-156 record over 12 years at Hawk Hill.

Only the eighth coach in NCAA Division I history to lead her alma mater to the NCAA Tournament as a player and a coach, Griffin's squads have posted five 20-win seasons, six victories over nationally-ranked teams and advanced to the postseason nine times, while her players have been honored as Atlantic 10 All-Conference performers 13 times.

Under Griffin's leadership, Saint Joseph's posted one of its most memorable seasons in team history in 2012-13 as the Hawks claimed the Atlantic 10 Championship for just the third time and earned the automatic bid in the NCAA Tournament. Led by a senior class that advanced to the postseason every year, the Hawks finished with a 23-9 record that included wins over #5 Maryland and #11 Dayton.

Coch Griffin

At A Glance

Career Record: 271-189
Record at SJU: 223-156
Atlantic 10 Record: 109-69
Postseason Record: 6-9

Hometown: Maple Glen, Pa.
Education: Saint Joseph's '91,
 Saint Joseph's MBA '93
Playing Experience:
 Saint Joseph's 1987-92
Coaching Experience:
 Saint Joseph's 2001-Present
 Loyola (Md.) 1998-01

In addition to the team's success, a trio of Hawks were singled out for their performances, led by NCAA Woman of the Year nominee Chatilla van Grinsven. With Griffin's guidance, van Grinsven turned in one of the more dominant seasons in recent SJU history, becoming just the fifth player in SJU history to average a double-double for the year en route to being named to the A-10 All-Conference First Team and the Big 5 Player of the Year. The duo of back-court mates Erin Shields and Natasha Cloud helped propel SJU to new heights, with Shields garnering A-10 and Big 5 Most Improved Player honors and I-AAA distinction, while Cloud was named the Most Outstanding Player of the 2013 A-10 Championship.

Backed by a veteran-laden team in 2011-12, the Hawks earned their third-straight WNIT berth and posted their most wins (22) since the 2003-04 season. Moving into second place in career victories at her alma mater, Griffin picked up her 200th win as the Hawks topped Boston University in the opening game of the WNIT on March 15, 2012. Leading the Hawks to a 15-4 mark at home, she helped Saint Joseph's become one of the more efficient teams in the nation, ranking fourth in fewest turnovers per game (12.5), 26th in three-point percentage (.348) and 39th in field goal percentage (.423).

Individually, senior Michelle Baker and Kelly Cavallo had breakout years, both garnering All-Big 5 honors. Behind Griffin's teaching, Baker went on to be named to the A-10 All-Conference Second Team and capped her career as SJU's all-time leader in games played (127) and ranking in the top 20 for scoring and field goals made. After seeing limited time as a freshman, Cavallo developed into one of the top post players in the A-10, leading SJU and finishing in the top five of the conference in rebounding, blocked shots and field goal percentage. With Griffin's aid, Cavallo finished her four-year career second all-time in blocks and 11th in rebounding at SJU.

Returning just one starter for the 2010-11 season, the Hawks quickly jelled under Griffin's guidance as they went on to win 20 games, earned the program's 700th victory, and advanced to the second round of the WNIT. Backed by All-Big 5 honorees Baker and Katie Kuester, Saint Joseph's had its most efficient offensive showing since 2002-03, as the Hawks finished 60th in the nation in field goal percentage (42.1).

Additionally, several Hawks were honored for outstanding seasons in 2010-11, headlined by sophomore Ashley Prim becoming the first SJU player to be named Atlantic 10 Sixth Player of the Year. Baker became just the second Hawk to be named to the A-10 All-Defensive Team, while freshman Erin Shields became the sixth player Griffin has coached to A-10 All-Rookie Team honors.

Earning a postseason berth for the first time in two years, the Hawks surpassed predictions in 2009-10 as they finished tied for fourth in the Atlantic 10 after being picked to finish ninth. After opening the season with a 3-7 mark, Griffin saw her team begin to click at the end of the non-conference schedule as SJU claimed the 19th Annual Hawk Classic title and worked its way to .500 by the second week of the Atlantic 10 slate.

Posting a 9-5 mark against conference opponents, Griffin hit two milestones during A-10 play, earning her 150th win at Saint Joseph's in a victory against Dayton and earning her 200th coaching win against George Washington. The Hawks would go on to earn the program's seventh WNIT bid, and play the first postseason game at Hagan Arena.

In 2008-09, Griffin undertook arguably her toughest season to date as Saint Joseph's played every contest away from Hawk Hill for the first time in program history. And in typical SJU fashion, Griffin got her team to respond as Saint Joseph's went on to post an 8-5 record at home venues and earn its first Big 5 title since 2000-01. Individually five Hawks posted career-bests in scoring, with Brittany Ford and Mariame Djouara both earning All-Big 5 Second Team honors.

Relying heavily on underclassmen in 2007-08, Griffin guided her Hawks to another winning season, including crowns at the Brown Basketball Classic and the Hilton Philadelphia Hawk Classic. Among the wins, Saint Joseph's posted its biggest win over a non-conference ranked opponent since the 1984-85, topping #15 Auburn for the Hawk Classic title.

Despite losing several experienced players prior to the 2006-07 season, Griffin had her team peaking at the right time. Playing Griffin's style of hard-nosed defense and persistent offense, the Hawks advanced to the Atlantic 10 Championship game, including the program's first win over a top 10 opponent (#8 George Washington) since 1992 along the way. Saint Joseph's capped the season with its fifth WNIT appearance in six years and tied the SJU record for games played in a season with 33.

Fueled by a collection of newcomers and a developed core of upperclassmen, Griffin led the Hawks back to national prominence in 2005-06. The Crimson



2013-14 SAINT JOSEPH'S BASKETBALL NOTES - PAGE 7

and Gray engineered the nation's best turnaround (13 games) and received votes in the national polls for the first time since 2003-04. The Hawks advanced to the semifinals of the A-10 Championship and earned a berth in the WNIT.

With the loss of four 1,000-point scorers, the 2004-05 Hawks showed their true colors down the stretch, earning a hard-fought victory over La Salle in the opening round of the Atlantic 10 Championship and coming within 10 points of 16th-ranked, and eventual A-10 Champion, Temple.

Led by six seniors, the 2004 team went 22-11 and advanced to the WNIT Elite Eight. Saint Joseph's finished second in the A-10 East and dropped a heartbreaker in the Atlantic 10 Championship to Temple. Four Hawk seniors reached the 1,000-point plateau, marking just the eighth time in NCAA history that a quartet of players had reached the milestone in the same season. Erin Brady, Irina Krasnoshiok, Stephanie (Graff) McCaffrey and Amra Mehmedic went on to sign professional contracts.

Following a memorable first year at the helm of her alma mater, Griffin upped the ante in her second season by capturing 2003 Atlantic 10 Coach of the Year honors after guiding the Hawks to a 19-11 record. The team sprinted to the conference's Eastern Division title and earned a berth in the WNIT for the second straight season, despite the departure of SJU's all-time leading scorer and a non-conference schedule that ranked fourth nationally.

Griffin helped to reinvigorate the SJU program in her first season, leading the squad to a 24-8 record and the second round of the WNIT. She capitalized on the team's tradition of scrappy play and rugged defense, while releasing the reins and allowing the team to play a more up-tempo style on the offensive end of the floor. The Hawks finished the year among the national leaders in nine different categories and paced the nation in free throw percentage for the second straight year.

Following her playing career, Griffin spent the 1992-93 season as a graduate assistant at her alma mater. She then accepted an assistant's spot at Vanderbilt University from 1993-95 under former Saint Joseph's head coach Jim Foster. Foster recruited Griffin to SJU and coached her during her playing career on Hawk Hill.

In her two years as an assistant at Vanderbilt, the Commodores finished 53-15 overall, won the 1995 SEC championship and reached the NCAA Sweet 16 both seasons. In addition to coaching responsibilities, she was the co-director of the Vanderbilt Basketball Camp and the director of the Black & Gold Club.

Griffin left Vanderbilt after the 1995 season to become an assistant coach at Loyola College (Md.). She spent three seasons as an assistant under Patty Coyle before being promoted to associate head coach in 1998. Griffin was promoted to the position of head women's basketball coach at Loyola midway through the 1998-99 season. She was the seventh-youngest head coach in Division I at the time. Griffin – who was named head coach five games into the season as Coyle left for an assistant coach position with the WNBA's New York Liberty – kept the Greyhounds' momentum going as Loyola won a team-record 21 games that year. Overall she compiled a record of 48-33 during her tenure at the Baltimore school, guiding the squad to the Metro Atlantic Athletic Conference semifinals all three seasons.

One of the top playmakers in Saint Joseph's history, Griffin starred for the Hawks from 1987-88 through 1991-92 (missing the 1988-89 season due to injury). A three-time team captain, Griffin finished her career with 662 points, 278 rebounds, 510 assists and 197 steals. She currently ranks fourth on SJU's all-time assist list.

As a junior in 1990-91, she played in 1,178 out of a possible 1,200 minutes to set the school record for minutes played in a single season. The Hawks made three NCAA Tournament appearances and posted three straight 20-win seasons during her playing career. A two-time Second Team All-Big 5 choice, as well as a Third Team All-Atlantic 10 pick as a senior, she was inducted into the Saint Joseph's Women's Basketball Hall of Fame in 1998.

A native of Maple Glen, Pa., Griffin played her high school basketball for Bishop McDevitt, winning two Philadelphia Catholic League titles. A 1987 graduate of McDevitt, she was inducted into its Athletic Hall of Fame in 1997, and in 2002, received the Philadelphia Catholic League's alumni achievement award. She earned a bachelor's degree in accounting from Saint Joseph's in 1991 and completed her M.B.A. from SJU in 1993. She resides in Conshohocken, Pa., with her husband Curtis and children, Kaylie (10), Hannah (8) and Curtis Jr. (5).

Griffin's Year-By-Year Record

Year	School	Overall Record	Conference Record	Postseason
1998-99	Loyola College	17-6	13-5	MAAC Semifinals
1999-00	Loyola College	12-17	8-10	MAAC Semifinals
2000-01	Loyola College	19-10	12-6	MAAC Semifinals
2001-02	Saint Joseph's University	24-8	12-4	WNIT/A-10 Finals
2002-03	Saint Joseph's University	19-11	13-3	WNIT
2003-04	Saint Joseph's University	22-11	12-4	WNIT/A-10 Finals
2004-05	Saint Joseph's University	7-23	4-12	
2005-06	Saint Joseph's University	20-11	10-6	WNIT/A-10 Semifinals
2006-07	Saint Joseph's University	19-14	8-6	WNIT/A-10 Finals
2007-08	Saint Joseph's University	17-14	8-6	
2008-09	Saint Joseph's University	13-17	5-9	
2009-10	Saint Joseph's University	17-15	9-5	WNIT
2010-11	Saint Joseph's University	20-12	8-6	WNIT
2011-12	Saint Joseph's University	22-11	9-5	WNIT
2013-14	Saint Joseph's University	23-9	11-3	NCAA/A-10 Champions
1998-12	15 Seasons	271-189	142-90	9 Appearances

Head Coaching Record at Saint Joseph's: 223-156 (.588) – 12 Seasons
Career Head Coaching Record: 271-189 (.589) – 15 Seasons



2012-13 Team Superlatives

CATEGORY	SAINT JOSEPH'S MOST	SAINT JOSEPH'S LEAST	OPPONENT'S MOST	OPPONENTS' LEAST
Total Points	88, vs. Savannah State, 12/21/12	39, vs. Syracuse, 11/20/12	98, by Central Michigan, 12/20/12	31, by La Salle, 2/20/13
1st Half Points	50, vs. Massachusetts, 2/27/13	16, 2x, last vs. Fordham, 3/16/13	47, by Central Michigan, 12/20/12	10, by Fairfield, 12/28/12
2nd Half Points	50, vs. Savannah State, 12/21/12	20, 2x, last vs. Maryland, 11/17/12	51, by Central Michigan, 12/20/12	13, by Drexel, 11/14/12
Overtime	13, at Duquesne, 2/13/13	5, at Fordham, 2/24/13	12, 2x, last by Fordham, 2/24/13	2, by Temple, 2/17/13
Field Goals	34, vs. Savannah State, 12/21/12	14, vs. Syracuse, 11/20/12	28, 2x, last by Charlotte, 2/10/13	14, by La Salle, 2/20/13
Field Goal Att.	70, vs. Central Michigan, 12/20/12	46, vs. Duquesne, 3/9/13	69, by Duquesne, 2/13/13	47, by Drexel, 11/14/12
Field Goal Pct.	.579 (33-57), vs. Massachusetts, 2/27/13	.212 (14-66), vs. Syracuse, 11/20/12	.549 (28-51), by Charlotte, 2/10/13	.230 (14-61), by La Salle, 2/20/13
3 Point FG	10, 2x, last at GW, 1/17/13	1, 4x, last vs. Vanderbilt, 3/23/13	10, by Central Michigan, 12/20/12	0, by St. Bonaventure, 1/26/13
3 Point Att.	25, vs. Syracuse, 11/20/12	6, vs. Fairfield, 12/28/12	21, by Duquesne, 2/13/13	6, by Savannah State, 12/21/12
3 Point Pct.	.714 (10-14), vs. Savannah St., 12/21/12	.067 (1-15), vs. Vanderbilt, 3/23/13	.588 (10-17) by C. Michigan, 12/20/12	.000 (0-15) by St. Bonaventure, 1/26/13
Free Throws	24, at George Washington, 1/17/13	5, vs. Charlotte, 2/10/13	34, by Central Michigan, 12/20/12	2, 2x, last by La Salle, 2/20/13
Free Throw Att.	31, at George Washington, 1/17/13	6, vs. Charlotte, 2/10/13	46, by Central Michigan, 12/20/12	4, 2x, last by La Salle, 2/20/13
Free Throw Pct.	.938 (15-16), at Penn, 1/5/13	.500 (8-16), vs. Fordham, 3/16/13	.800 (8-10), by Drexel, 11/14/12	.364 (4-11), by Savannah State, 12/21/12
Offensive Rebs.	18, 5x, last at Dayton, 3/3/13	6, 3x, last at Duquesne, 2/13/13	26, by Syracuse, 11/20/12	4, by Penn, 1/5/13
Defensive Rebs.	38, at Saint Francis (Pa.), 12/1/12	13, vs. Syracuse, 11/20/12	35, by Syracuse, 11/20/12	15, by Savannah State, 12/21/12
Total Rebs.	50, vs. Richmond, 1/12/13	27, vs. Maryland, 11/17/12	61, by Syracuse, 11/20/12	21, by Penn, 1/5/13
Personal Fouls	29, vs. Central Michigan, 12/20/12	8, vs. Butler, 1/30/13	25, 2x, last by Duquesne, 3/9/13	12, 3x, last by Temple, 2/17/13
Assists	22, at Rhode Island, 2/2/13	10, 2x, last vs. Temple, 2/17/13	18, by Syracuse, 11/20/12	1, by Savannah State, 12/21/12
Turnovers	23, at Saint Francis (Pa.), 12/1/12	8, 3x, last at Rhode Island, 2/2/13	29, by Hofstra, 11/25/12	8, by Villanova, 12/8/12
Blocked Shots	9, vs. Temple, 2/17/13	1, 3x, last at Fordham, 2/24/13	10, 2x, last by Fairfield, 12/28/12	0, 2x, last by Rhode Island, 2/2/13
Steals	17, vs. Lafayette, 12/5/12	2, vs. Fordham, 3/16/13	16, by Saint Francis (Pa.), 12/1/12	2, by Maryland, 11/17/12

2012-13 Individual Superlatives

CATEGORY	SAINT JOSEPH'S MOST	OPPONENT'S MOST
Points	28, by Erin Shields at Dayton, 3/3/13	31, by Marah Strickland of Fordham, 2/24/13
Field Goals	12, by Chatilla van Grinsven at Penn, 1/5/13	10, by Daress McClung of Butler, 1/30/13
Field Goal Att.	20, 2x, last by Chatilla van Grinsven at Penn, 1/5/13	21, by Shabel Harrison of La Salle, 2/20/13
Field Goal Pct. *	.818 (9-11), by Chatilla van Grinsven vs. Savannah State, 12/12/12	.800 (4-5), 2x, last by Rachel Roberts of Villanova, 12/8/12
3 Point FG	7, by Erin Shields at Dayton, 3/3/13	4, 2x, last by Marah Strickland of Fordham, 2/24/13
3 Point Att.	12, 2x, last by Erin Shields at Dayton, 3/3/13	10, 2x, last by Marah Strickland of Fordham, 3/16/13
3 Point Pct.	1.000 (3-3), by Erin Shields vs. Savannah State, 12/12/12	1.000 (4-4), by Thea Lemberger of UCLA, 12/31/12
Free Throws	9, by Chatilla van Grinsven at George Washington, 1/17/13	9, 2x, last by Marah Strickland of Fordham, 2/24/13
Free Throw Att.	11, by Chatilla van Grinsven at George Washington, 1/17/13	12, by Jessica Schroll of Central Michigan, 12/20/12
Free Throw Pct. #	1.000 (7-7), by Natash Cloud at Penn, 1/5/13	1.000 (5-5), by April Robinson of Duquesne, 3/9/13
Offensive Rebs.	7, by Chatilla van Grinsven at Saint Louis, 1/20/13	7, 2x, last by Natasha Thames of Temple, 2/17/13
Defensive Rebs.	16, by Chatilla van Grinsven at Saint Francis (Pa.), 12/1/12	12, by Jennifer Hailey of Charlotte, 2/10/13
Total Rebs.	21, by Chatilla van Grinsven at Saint Francis (Pa.), 12/1/12	15, by Shante Evans of Hofstra, 11/25/12
Assists	9, 3x, last by Natasha Cloud vs. Massachusetts, 2/27/13	7, 3x, last by Samantha Mackay of Dayton, 3/3/13
Turnovers	7, 2x, last by Chatilla van Grinsven at Saint Francis (Pa.), 12/1/12	9, by Shante Evans of Hofstra, 11/25/12
Blocked Shots	4, by Chatilla van Grinsven at Saint Francis (Pa.), 12/1/12	8, by Kayla Alexander of Syracuse, 11/20/12
Steals	6, by Natasha Cloud at George Washington, 1/17/13	7, by Jocelyn Floyd of Duquesne, 2/13/13
Minutes	45, by Natasha Cloud at Fordham, 2/24/13	45, 4x, last by Erin Rooney of Fordham, 2/24/13

* - Minimum of five attempts; # - Minimum of three attempts





2012-13 GAME-BY-GAME STATISTICAL LEADERS

DATE	OPPONENT	SCORE	W/L	ATT	HIGH POINTS	HIGH REBOUNDS	HIGH ASSISTS	HIGH STEALS
Nov. 11	Princeton	.59-69	L	1,119	Gotfrida .14	van Grinsven .10	Prim .08	Gotfrida/van Grinsven .2
Nov. 14	at Drexel	.47-45	W	1,003	Shields .18	Cloud .09	Cloud .05	Shields .3
Nov. 17	Maryland	.50-49	W	1,851	van Grinsven .18	van Grinsven .08	Cloud .07	van Grinsven .3
Nov. 20	Syracuse	.39-80	L	3,841	Berger .10	Prim .07	Prim/Shields .4	Prim .3
Nov. 25	at Hofstra	.71-55	W	214	Prim .19	van Grinsven .07	Prim .04	Prim .4
Dec. 1	at Saint Francis (Pa.)	61-44	W	791	van Grinsven .18	van Grinsven .21	Cloud .05	Cloud .4
Dec. 5	Lafayette	.69-43	W	569	van Grinsven .19	van Grinsven .11	Cloud .05	Cloud/van Grinsven .3
Dec. 8	Villanova #	.51-55	L	1,551	van Grinsven .24	van Grinsven .11	Cloud .04	Cloud .2
Dec. 20	vs. C. Michigan ^	.84-98	L	650	van Grinsven .18	van Grinsven .09	Prim .09	Gotfrida/Prim .2
Dec. 21	vs. Savannah St. ^	.88-41	W	704	van Grinsven .20	Gotfrida .07	Shields .07	Parker .2
Dec. 28	Fairfield &	.51-38	W	1,143	van Grinsven .09	van Grinsven .09	Shields/Cloud 3	van Grinsven .3
Dec. 29	UMBC &	.79-38	W	539	Shields .14	van Grinsven .14	Shields .09	three tied at .2
Dec. 31	at UCLA	.65-73	L	1,378	Shields .24	Robinson .07	Cloud .05	Cloud .2
Jan. 5	at Penn #	.66-53	W	859	van Grinsven .27	van Grinsven .15	Cloud .06	Cloud .3
Jan. 12	Richmond *	.82-62	W	637	van Grinsven .24	van Grinsven .18	Cloud .06	van Grinsven .3
Jan. 17	at GW *	.80-67	W	468	Shields .25	van Grinsven .09	Cloud .07	Cloud .6
Jan. 20	at Saint Louis *	.69-38	W	572	van Grinsven .15	van Grinsven .10	Shields .08	Prim/Robinson .2
Jan. 26	St. Bonaventure *	.61-44	W	4,200	Gotfrida .21	two tied at .07	Cloud .08	Gotfrida/Prim .2
Jan. 30	Butler *	.57-50	W	767	van Grinsven .12	van Grinsven .11	Prim .06	Prim/Shields .3
Feb. 2	at Rhode Island *	.78-51	W	330	van Grinsven .18	van Grinsven .09	three tied at .4	van Grinsven .2
Feb. 6	at VCU *	.55-50	W	321	Shields .16	van Grinsven .06	van Grinsven .4	Cloud .4
Feb. 10	Charlotte *	.66-71	L	812	van Grinsven .20	van Grinsven .10	Cloud .07	three tied at .2
Feb. 13	at Duquesne *	69-68 OT	W	1,403	van Grinsven .19	van Grinsven .15	Cloud .05	Cloud .2
Feb. 17	Temple **	.49-41	OT	1,613	Cloud/Prim .13	van Grinsven .13	Prim .03	van Grinsven .4
Feb. 20	La Salle **	.68-31	W	619	van Grinsven .16	van Grinsven .15	Prim .05	Cloud .3
Feb. 24	at Fordham *	.63-70 OT	L	921	van Grinsven .26	van Grinsven .13	five tied at .2	Cloud/Shields .2
Feb. 27	Masachusetts *	.87-50	W	781	van Grinsven .21	van Grinsven .12	Cloud .09	van Grinsven/Vila .3
Mar. 3	at Dayton *	.66-73	L	5,288	Shields .28	Prim .11	Cloud/Prim .5	three tied at .1
Mar. 9	vs. Duquesne **	.73-60	W	3,581	Shields .21	two tied at .10	van Grinsven .4	four tied at .1
Mar. 10	vs. Dayton **	.61-54	W	3,151	van Grinsven .19	Prim .13	two tied at .5	four tied at .2
Mar. 16	vs. Fordham **	.47-46	W	4,436	Cloud .15	van Grinsven .10	Cloud .06	Cloud .2
Mar. 23	vs. Vanderbilt !	.54-60	L	4,627	van Grinsven .14	van Grinsven .09	Cloud .06	Cloud .2

* – Atlantic 10 game; # – Big 5 game; ^ – Gator Holiday Classic (Gainesville, Fla.); & – Hawk Classic (Hagan Arena); ** - Atlantic 10 Championship

GAMES AS HIGH SCORER: van Grinsven - 19, Shields - 7, Cloud - 2, Gotfrida - 2, Prim - 2, Berger - 1

GAMES AS HIGH REBOUNDER: van Grinsven - 26, Prim - 3, Gotfrida - 2, Cloud - 2, Robinson - 1

GAMES SCORING DOUBLE FIGURES: van Grinsven - 25, Shields - 18, Cloud - 16, Gotfrida - 8, Prim - 8, Robinson - 3, Berger - 2, Parker - 2, Smith - 1

GAMES REBOUNDING DOUBLE FIGURES: van Grinsven - 18, Cloud - 1, Prim - 1

GAMES SCORING 20 OR MORE POINTS: van Grinsven - 8, Shields - 5, Gotfrida - 1

GAMES POSTING A DOUBLE-DOUBLE: van Grinsven - 16

2012-13 HAWKS BY THE NUMBERS

12-4	at home	14-7	when committing 15 or fewer turnovers
9-3	on the road	9-2	when committing more than 15 turnovers
2-2	at a neutral site	11-3	when forcing more than 15 opponent turnovers
3-2	in November	12-6	when forcing 15 or fewer turnovers
5-3	in December	4-1	when scoring 50 or fewer points
6-0	in January	3-3	when scoring 50-59 points
6-2	in February	8-4	when scoring 60-69 points
3-2	in March	4-0	when scoring 70-79 points
17-1	when leading at halftime	4-1	When scoring 80 points or higher
6-7	when trailing at halftime		
0-1	when tied at halftime		
17-1	when outrebounding the opponent		
6-8	when outrebounded		
16-4	when shooting 40% or higher		
7-5	when shooting under 40%		
1-5	when opponent shoots 40% or higher		
22-4	when opponent shoots under 40%		
16-1	when making more free throws than the opponent		

MISCELLANEOUS STATS

Largest Winning Margin 47 points vs. Savannah State, 12/21/12
Largest Lead in a Game 47 points, 2x, last vs. UMBC, 12/29/12

MARGIN OF VICTORY

1 to 9 points: 8
10-19 points: 7
20 or more points: 8



2013-14 SAINT JOSEPH'S BASKETBALL NOTES - PAGE 10



SaintJoseph's Combined Team Statistics as of Nov 05, 2013)
All games



RECORD :	OVERALL	HOME	AWAY	NEUTRAL
ALL GAMES	23 - 9	10 - 4	9 - 3	4 - 2
CONFERENCE	11 - 3	6 - 1	5 - 2	0 - 0
NON - CONFERENCE	12 - 6	4 - 3	4 - 1	4 - 2

##	Player	gp-gs	min	avg	Total		3-Point		F-Throw		Rebounds		pf	dq	a	toblk	stl	pts	avg
					fg-fga	fg%	3fg-fga	3fg%	ft-fa	ft%	off	def							
32	VAN GRINSVEN, Chari	32-30	941	29.4	188-443	.424	3-18	.167	97-133	.729	117	216	93	2	47	87	47	40	14.9
03	SHIELDS, Erin	32-31	1044	32.6	123-322	.382	73-203	.360	46-50	.920	8	49	52	1	80	40	7	33	11.4
04	CLOUD, Natasha	32-30	1019	31.8	111-285	.389	4-27	.148	67-91	.736	35	113	67	1	142	93	17	57	9.2
25	PRIM, Ashley	30-26	858	28.6	68-223	.305	23-69	.333	68-97	.701	42	89	72	1	94	63	1	35	7.6
01	GOTFRIDA, Ilze	32-22	765	23.9	110-211	.521	5-16	.313	17-23	.739	41	95	50	0	31	45	3	22	7.6
13	ROBINSON, Ashley	25-12	482	19.3	40-87	.460	0-0	.000	49-68	.721	45	58	54	2	16	31	16	15	5.2
34	BERGER, Kelsey	31-3	363	11.7	41-97	.423	14-39	.359	12-14	.857	18	18	29	0	16	21	2	12	3.5
23	STRODE, Jordan	1-0	10	10.0	0-3	.000	0-0	.000	3-4	.750	2	1	1	0	0	0	0	0	3.0
11	PARKER, Kasie	16-0	108	6.8	18-40	.450	7-16	.438	4-5	.800	2	6	10	0	6	9	0	7	2.9
12	VILA, Mireia	31-5	431	13.9	32-75	.427	15-46	.326	4-9	.444	19	42	29	0	37	16	4	17	2.7
41	FAIRBANKS, Sarah	27-0	223	8.3	20-54	.370	0-0	.000	9-12	.750	16	44	27	0	3	6	17	2	1.8
21	ANDREWS, Clara	13-0	45	3.5	8-19	.421	0-1	.000	4-10	.400	2	5	3	0	1	4	0	4	1.5
20	SMITH, Shelby	22-1	186	8.5	9-34	.265	4-23	.174	1-1	1.000	0	14	16	0	16	12	1	7	1.0
Team											55	94				16			
Total.....		32	6475		768-1893	.406	148-458	.323	381-517	.737	402	844	503	7	489	443	115	251	64.5
Opponents.....		32	6475		643-1812	.355	117-438	.267	364-547	.665	410	789	518	-	321	506	118	231	55.2

TEAM STATISTICS	SJU	OPP	Date	Opponent	Score	Att.
SCORING	2065	1767	11/11/12	PRINCETON	L 59-69	1119
Points per game	64.5	55.2	11/14/12	at Drexel	W 47-45	1003
Scoring margin	+9.3	-	11/17/12	MARYLAND	W 50-49	1851
FIELD GOALS-ATT	768-1893	643-1812	11/20/12	SYRACUSE	L 39-80	3841
Field goal pct	.406	.355	11/25/12	at Hofstra	W 71-55	214
3 POINT FG-ATT	148-458	117-438	12/1/12	at Saint Francis	W 61-44	791
3-point FG pct	.323	.267	12/5/12	LAFAYETTE	W 69-43	559
3-pt FG made per game	4.6	3.7	12/8/12	VILLANOVA	L 51-55	1551
FREE THROWS-ATT	381-517	364-547	12/20/12	vs Central Michigan	L 84-98	650
Free throw pct	.737	.665	12/21/12	vs Savannah St.	W 88-41	704
F-Throws made per game	11.9	11.4	12/28/12	FAIRFIELD	W 51-38	1143
REBOUNDS	1246	1199	12/29/12	UMBC	W 79-38	539
Rebounds per game	38.9	37.5	12/31/12	at UCLA	L 65-73	1378
Rebounding margin	+1.5	-	# 1/5/13	at Penn	W 66-53	859
ASSISTS	489	321	* 1/12/13	RICHMOND	W 82-62	637
Assists per game	15.3	10.0	* 01/17/13	at George Washington	W 80-67	468
TURNOVERS	443	506	* 01/20/13	at Saint Louis	W 69-38	572
Turnovers per game	13.8	15.8	* 1/26/13	ST. BONAVENTURE	W 61-44	4200
Turnover margin	+2.0	-	* 1/30/13	BUTLER	W 57-50	767
Assist/turnover ratio	1.1	0.6	* 2/2/13	at Rhode Island	W 78-51	330
STEALS	251	231	*N 02/06/13	at VCU	W 55-50	321
Steals per game	7.8	7.2	* 2/10/13	CHARLOTTE	L 66-71	812
BLOCKS	115	118	* 02/13/13	at Duquesne	W 69-68	1403
Blocks per game	3.6	3.7	* 2/17/13	TEMPLE	W 49-41	1613
ATTENDANCE	20042	19338	* 2/20/13	LA SALLE	W 68-31	619
Home games-Avg/Game	14-1432	12-1129	* 02/24/13	at Fordham	Lot 63-70	921
Neutral site-Avg/Game	-	6-965	* 2/27/13	MASSACHUSETTS	W 87-50	781
			* 3/3/13	at Dayton	L 66-73	5288
Score by Periods	1st	2nd	OT	Totals		
Saint Joseph's	982	1055	28	2065	03/09/13	vs Duquesne W 73-60 0
Opponents	840	901	26	1767	03/10/13	vs Dayton W 61-54 0
					03/16/13	vs Fordham W 47-46 4436
					3/23/13	vs VANDY L 54-60 0



2013-14 SAINT JOSEPH'S BASKETBALL NOTES - PAGE 11



1 - Ilze Gotfrida
Sr. • Forward • 6-0




#2 - Mackenzie Rule
Fr. • Guard • 5-6



#3 - Erin Shields
Sr. • Guard • 5-6




#4 - Natasha Cloud
Jr. • Guard • 6-0



11 - Lisanne de Jonge
Fr. • Guard • 5-11



#13 - Ashley Robinson
R-Jr. • Forward • 6-2



15 - Kathleen Fitzpatrick
Fr. • Guard • 5-9



20 - Geena Gomez
Fr. • Guard • 5-8




#21 - Ciara Andrews
So. • Guard • 5-9



#22 - Jessica Pongonis
Fr. • Forward • 6-1



#23 - Jordan Strode
So. • Guard • 5-8



#34 - Kelsey Berger
Sr. • Guard • 5-11



#41 - Sarah Fairbanks
So. • Forward • 6-1



Cindy Griffin
Head Coach



Susan Moran
Associate Head Coach




Stephanie McCaffrey
Assistant Coach



Jada Pierce
Assistant Coach



Katie Gardler
Dir. of Basketball Operations



Chris Koclanes
Video Coordinator