

2013-14 SCHEDULE/RESULTS

Overall: 3-1; Atlantic 10: 0-0; Big 0-0

NOVEMBER

Fri. 8	MOUNT ST. MARY'S - WNIT	W, 85-57
Sun. 10	at LSU - WNIT	L, 80-64
Fri. 15	at Wichita State - WNIT	W, 81-73 OT
Wed. 20	DREXEL	W, 70-52
Sat. 23	LIBERTY	2:00
Tues. 26	at Princeton	5:30

DECEMBER

Sun. 1	at Quinnipiac	2:00
Wed. 4	at Temple #	5:30
Sat. 7	at Villanova #	2:00
Tues. 10	HOFSTRA	7:00
Sat. 21	at Syracuse	1:00
Sun. 29	at Florida Gulf Coast	6:00

JANUARY

Thurs. 2	at Richmond *	7:00
Sun. 5	GEORGE WASHINGTON (NBCSN) *	1:00
Wed. 8	RHODE ISLAND *	11:30 a.m.
Sun. 12	at VCU (CBSSN) *	5:00
Fri. 17	PENN #	7:00
Sun. 19	at La Salle (CBSSN) #*	5:00
Wed. 22	at George Washington *	11:00 a.m.
Sun. 26	DAYTON (NBCSN) *	6:00
Wed. 29	SAINT LOUIS *	7:00

FEBRUARY

Sat. 1	VCU *	2:00
Wed. 5	at St. Bonaventure *	7:00
Wed. 12	LA SALLE *	7:00
Sat. 15	at George Mason *	1:00
Tues. 18	DUQUESNE (CBSSN) *	9:00
Sun. 23	at Dayton (ESPNU) *	1:00
Thurs. 27	at Massachusetts *	7:00

MARCH

Sun. 2	FORDHAM *	2:00
W-Sn. 5-9	Atlantic 10 Championship +	

Home games in **BOLD CAPS** at Hagan Arena;
 All game times are EST and subject to change
 * Atlantic 10 Conference Game
 # - Philadelphia Big 5 Game
 + at The Richmond Coliseum (Richmond, Va.)

Contact: Jack Jumper • Phone: 610-660-3389 • Email: jjumper@sju.edu

SAINT JOSEPH'S UNIVERSITY HAWKS (3-1)

VS.

LIBERTY UNIVERSITY LADY FLAMES (0-3)

Game #5 • November 23, 2013

Hagan Arena • Philadelphia, Pa. • 2:00 p.m.

GAME DAY AT A GLANCE

Arena	Hagan Arena (4,200)
Live Streaming	SJSN - Steve Wanczyk (Play By Play), Renie Shields (Color Analysis)
Series Record	First Meeting
Next Game	Tuesday, November 26, at Princeton, 5:30 p.m.

GAME STORIES . . .

- The Hawks take a two-game win streak into Saturday's matchup versus Liberty.
- Saint Joseph's is coming off a 70-52 victory over Drexel on Wednesday.
- The Hawks are currently 2-0 at home this season and outscoring opponents by an average of 23 points per game, 77.5-54.5.
- Saturday's game versus Liberty is the first meeting between the two teams. It also marks the first time Saint Joseph's has faced a team in the current Big South Conference.
- Saturday's contest will also feature two reigning league champions as Liberty won the Big South title last season, while the Hawks claimed the A-10 championship.
- The Lady Flames are the second team this season SJU has faced for the first time ever. The Hawks are facing three new teams this year, with a road trip to Florida Gulf Coast on December 29 capping the trio.
- Sophomore **Sarah Fairbanks** (18 points) is coming off back-to-back career nights. The starting forward had a then career-high 18 points in SJU's overtime win at Wichita State, and followed with 21 points on 9-of-12 shooting and 3-of-3 from the foul line in Wednesday's victory against Drexel.
- The Hawks had five players score in double figures against Wichita State, marking the second time they have done so this season. Last year, SJU had five players reach double figures just twice over 32 games.

HAWKS AT A GLANCE

PROBABLE STARTERS

No.	Pos.	Player	Yr.	Ht.	PPG	RPG	APG	MPG	Notes
3	G	Erin Shields	Sr.	5-6	14.0	1.5	2.0	35.8	Finished with 8 points and 4 assists versus Drexel
4	G	Natasha Cloud	Jr.	6-0	11.5	5.5	5.8	33.0	Tallied 13 points and had 3 boards against Drexel
1	F	Ilze Gotfrida	Sr.	6-0	6.8	3.5	1.0	25.5	Added 8 points and 6 rebounds versus Drexel
34	F	Kelsey Berger	Sr.	5-11	8.5	4.8	0.8	32.5	Scored 6 points and had 6 boards versus Drexel
41	F	Sarah Fairbanks	So.	6-1	16.8	7.3	1.0	32.2	Scored a career-best 21 points against Drexel

THE BENCH

2	G	Mackenzie Rule	Fr.	5-6	5.3	1.3	---	---	Four-year All-Catholic selection
11	F	Lisanne de Jonge	Fr.	5-11	1.3	1.5	0.5	2.8	Played 13 minutes in win over Drexel
13	F	Ashley Robinson	R-Jr.	6-2	5.2	4.1	0.6	19.3	Doubtful - Arm
15	G	Kathleen Fitzpatrick	Fr.	5-9	0.0	0.8	0.5	2.8	Added a rebound against Drexel
20	G	Geena Gomez	Fr.	5-8	1.8	0.8	0.3	5.8	Played 2 minutes in win against Drexel
21	G	Ciara Andrews	So.	5-9	9.3	2.8	1.5	14.5	Scored 7 points and had an assist and rebound versus Drexel
22	F	Jessica Pongonis	Fr.	6-1	5.3	3.3	0.8	15.8	Add 7 points and 3 rebounds against Drexel
23	G	Jordan Strode	So.	5-8	3.0	3.0	0.0	10.0	Out - Knee



SAINT JOSEPH'S' ROSTER

Table with columns: No., Name, Yr., Pos., Ht., Hometown, High School/Last School. Lists 15 players including Ilze Gotfrida, Mackenzie Rule, Erin Shields, etc.

Head Coach: Cindy Griffin (Saint Joseph's '91, '93) - 13th year
Associate Head Coach: Susan Moran (Saint Joseph's '02) - 11th year
Assistant Coaches: Stephanie McCaffrey (Saint Joseph's '04) - 7th year, Jada Pierce (West Chester '97) - 2nd year
Director of Basketball Operations: Katie Gardler (Saint Joseph's '92) - 4th year
Graduate Assistant: Chris Koclanes (Old Dominion '10) - 1st year

PRONUNCIATION GUIDE

ILZE GOTFRIDA ..ILL-zuh got-FREE-duh
CIARA AndrewsSEE-air-uh
Kelsey BERGERBurger
Jessica PONGONISpon-GO-niss
LISANNE DE JONGE
.....LEEZ-ann dee YON-guh



SERIES HISTORY

Saint Joseph's vs. Liberty

All-Time Series: First Meeting
Last Meeting: ---
Last SJU Win: ---
Last Liberty Win: ---
Current SJU Streak: ---



STATISTICAL COMPARISON

Table comparing Saint Joseph's and Liberty statistics: Overall Record, Conference Record, Home/Away/Neutral Record, Points Per Game, Opponent Points Per Game, Scoring Differential, Field Goal Percentage, 3-Pt. Field Goals Made Per Game, Free Throws Made Per Game, Rebounds Per Game, Assists Per Game, Turnovers Per Game, Steals Per Game, Blocks Per Game.





THE FAST BREAK

- Junior **Natasha Cloud** had a near triple-double in the win over Wichita State, scoring 15 points, grabbing 11 rebounds and adding nine assists.
• SJU's 28-point victory over Mount St. Mary's was the third-largest differential in a season-opening win for the Hawks. SJU topped Lehigh 91-34 (57 points) to start the 1977-78 season and bested the Mountain Hawks with a 79-37 (42 points) win in 1986-87.

INJURY REPORT

Redshirt junior **Ashley Robinson** (arm) is doubtful for Saturday's game, while sophomore **Jordan Strode** (knee) is out.

TRIO OF HAWKS TO SERVE AS CAPTAINS IN 2013-14

Senior **Erin Shields**, redshirt junior **Ashley Robinson** and junior **Natasha Cloud** are serving as team captains this season. Shields is serving as a team captain for the second straight year, while Robinson and Cloud are captains for the first time this season.

HAWK HILL ADVANTAGE

Saint Joseph's has always had a reputation of playing well at home. Over 41 seasons, the Hawks have boasted a 382-135 mark at Hawk Hill, including a 49-18 record at Hagan Arena. Last year, SJU went just 4-3 at home against nonconference opponents, but finished with a 12-4 home record overall.

CLOUD EARNS ATLANTIC 10 PRESEASON HONORS

Junior guard **Natasha Cloud** was selected to the Atlantic 10 Preseason All-Conference Second Team and Preseason All-Defensive Team. Sitting out the 2011-12 season after transferring from Maryland, Cloud made an immediate impact last year for the Hawks as she posted career-highs in scoring (9.2 ppg), rebounding (4.6 rpg) and assists (4.4 apg). An A-10 All-Defensive Team honoree a season ago, she also led the Hawks with 57 steals and added 17 blocks. Tallying 15 points and adding six rebounds, six assists and two steals in the A-10 Championship game against Fordham, Cloud was named Most Outstanding Player of the 2013 A-10 Championship in leading SJU to the conference title.

HAWKS ON THE AIR

The Saint Joseph's Sports Network (SJSN) celebrates its 24th anniversary in 2013-14, as the first broadcasts of men's and women's basketball games took place in the Fall of 1990. The first women's game aired on WCZN-AM on November 23rd as the Hawks hosted Oregon. The 1990-91 season also marked the first in school history in which every SJU men's game aired on Philadelphia-area commercial radio.



Since 1990, SJSN's coverage of Hawk athletics has grown and currently includes live coverage of all Hawk men's and women's basketball games and previously produced Phil Martelli's HawkTalk radio program, the nationally-renowned HawkTalk television show and Courtside, the Saint Joseph's women's basketball television show.

In 2013-14, all of SJU's women's games can be heard via audio streaming on the internet at the Hawks' official athletics site, www.sjuhawks.com, free of charge through. Video streaming of non-televised games is also available on the site as part of the Hawks All-Access package.

2013-14 Atlantic 10 Predictions

Saint Joseph's was picked to finish second in the Atlantic 10 race, according to a poll of the Atlantic 10's head coaches. The Hawks, who won the 2013 A-10 title and earned the conference's automatic NCAA bid, received one of the 13 first place vote. Dayton was picked to finish first. The following is the predicted finish (with last year's postseason in parentheses).

Table with 3 columns: Team, Overall, Conference. Lists 13 teams including Dayton (NCAA), Saint Joseph's (NCAA), Duquesne (WNIT), Fordham (WNIT), George Washington, Richmond (WNIT), VCU, Saint Louis, St. Bonaventure, La Salle, George Mason, Massachusetts, and Rhode Island.

* - competed in the CAA in 2012-13

SHIELDS NAMED A-10 TO PRESEASON SECOND TEAM

The Hawks returning leader in scoring (11.4 ppg) and three-point-er (73), senior guard **Erin Shields** was selected to the Atlantic 10 Preseason All-Conference Second Team. The reigning A-10 Most Improved Player and All-Conference Third Team selection averaged a career-best 32.6 minutes per game as a junior.

HAWKS LOOKING FOR FIFTH STRAIGHT POSTSEASON BID

Saint Joseph's is coming off its fourth consecutive postseason appearance, earning the Atlantic 10's automatic bid for the NCAA Tournament last season. Saint Joseph's, which earned Postseason WNIT bids from 2009-10 to 2011-12, is currently tied for its second-longest postseason appearance streak. The Hawks previously made four straight appearances from 1975-79 and 1996-2000. Saint Joseph's longest consecutive postseason appearance streak is six seasons, from 1984-85 to 1989-90.

SHIELDS EYES CAREER GAMES PLAYED RECORD

Playing in 101 straight games in the Crimson and Gray, senior **Erin Shields** is on track to challenge the career games played record of 127, set by Michelle Baker (2008-12) and Ashley Prim (2009-13).

HAWKS EXCEL IN NONCONFERENCE PLAY

Saint Joseph's has posted a winning record in nonconference play the past three seasons. The Hawks, who went 9-5 in nonconference games last year, have posted a combined 29-13 record during the nonconference portion of its schedule the last three years.

GOTFRIDA AMONGST SJU'S MOST EFFICIENT SCORERS

Senior forward **Ilze Gotfrida** begins her senior season as one of the more efficient scorers in Saint Joseph's history. A career 49.4 percent shooter from the floor (189-of-383), she is currently on pace to finish tied for ninth all-time in efficiency as SJU players must attempt 500 field goals to make the record book in this category.

SHIELDS AMONG SJU ALL-TIME LEADERS





Erin Shields enters her senior season as one of the top three-point shooters in Saint Joseph's history. The Hawks returning leader in three pointers (73), she is currently seventh all-time in three-pointer made (173), eighth in attempts (471) and tied for sixth in three-point percentage (.367). Additionally, Shields is the all-time leader in free throw percentage, converting 88.9 percent (128-of-144) for her career

GRIFFIN SECOND ALL-TIME IN WINS AT HAWK HILL

Now in her 13th season at her alma mater, Cindy Griffin is second all-time in team history in victories, posting a 226-157 mark to date. Griffin, who has led SJU to a record nine postseason appearances, trails only Women's Basketball Hall of Famer Jim Foster (248) in career wins.

NEW-LOOK HAWKS

The 2013-14 season features five new faces as the Hawks welcome freshmen Lisanne de Jonge, Kathleen Fitzpatrick, Geena Gomez, Jessica Pongonis and Mackenzie Rule to the squad. Saint Joseph's lost seniors Ashley Prim, Shelby Smith, Chatilla van Grinsven and Mireia Vila to graduation last May.

FOREIGN-BORN HAWKS

Saint Joseph's enters the season with two foreign-born players, making it the fifth straight year the Hawks have had multiple players from outside the United States. Freshman forward Lisanne de Jonge is the 15th foreign-born student-athlete to play for Saint Joseph's, joining senior Ilze Gotfrida. Below is a list of SJU's all-time roster of foreign-born players.

Table with 3 columns: Years, Player, Country. Lists foreign-born players from 1986-89 to 2013-Present, including names like Alix Burns, Megan Compain, and Lisanne de Jonge.

SAINT JOSEPH'S VERSUS RANKED OPPONENTS

THE HAWK



The Saint Joseph's Hawk mascot has been flapping its wings for more than a half a century.

One of the most famous mascots in college sports, The Hawk is best known for staying in constant motion by flapping its wings throughout every basketball game and representing the Saint Joseph's motto, "The Hawk Will Never Die."

Saint Joseph's athletic teams have been recognized with the nickname "Hawks" since 1929. At that time, the school's yearbook editor initiated a contest among the student body for a symbol.

More than 100 submissions were narrowed, with "Hawks" winning out over "Grenadiers" by a slim margin. The name was appropriate because it typified "the fighting spirit of our crimson and gray athletes and it is suggestive of the aerial attack which has made our football team famous."

Football, ironically, was discontinued at SJU following the 1939 season. The idea for The Hawk as a mascot was originated by Jim Brennan during the 1954-55 season. Brennan, an ex-Marine and SJU cheerleader, at first wanted to secure an actual hawk, but later switched to the costume idea.

The Hawk mascot has garnered numerous accolades in its 57-year history. It has been selected as the nation's top mascot by The Sporting News, Sports Illustrated, Sports Illustrated for Kids, Street & Smith's Basketball Yearbook and ESPN College Basketball magazine and was a nominee for the 2008 Mascot Hall of Fame.

MEDIA INFORMATION

MEDIA CREDENTIALS

Credentials for media covering Saint Joseph's at Hagan Arena in 2013-14 should be made at least 24 hours in advance by contacting Jack Jumper at (610) 660-3389, by fax at (610) 660-1724, or by email (jjumper@sju.edu).

PHOTO CREDENTIALS

All photographers attending Saint Joseph's home basketball games must be credentialed. Requests for credentials should be made in at least 24 hours in advance to Jack Jumper. Due to space demands, access to freelance photographers is limited.

RADIO POLICY

Radio stations designated as the primary visiting outlet can have access to phone lines at a cost of \$100 per line per game. (\$200 for ISDN), unless a reciprocal usage agreement exists. Visiting radio stations wishing to broadcast the game should contact Jack Jumper at (610) 660-3389 or by email (jjumper@sju.edu) to arrange phone lines.

PRESS ROW

Only accredited members of the media and accredited scouts will be issued credentials to cover Saint Joseph's basketball, and only those with passes will be permitted to sit in press seating. Members of the media are reminded that press row is a working area and cheering for either team will not be tolerated.

MEDIA SERVICES

Saint Joseph's and opponent's game notes, statistics, Atlantic 10 Conference notes and statistics and game programs will be available to working members of the media. Halftime statistics will be available in the media room and will also be distributed on press row. Final statistics will be distributed in the media room following completion of the game. Fax service is available. Complete Saint Joseph's game notes will be available the day before the game on the website, www.sjuhawks.com.

POST-GAME

SJU head coach Cindy Griffin and select student-athletes will be available in the interview room following a post-game cooling off period. Neither lockerroom will be open to the media.





The Hawks competed against a nationally ranked opponent for the 149th time on November 10 as they visited #15/17 LSU in the Quarterfinals of the Preseason WNIT. Falling to the Tigers, 80-64, the Hawks are now 33-116 all-time versus ranked opponents.

HAWKS FINISH WITH 2-1 MARK IN PRESEASON WNIT

Playing in the Preseason WNIT for the second time in team history, Saint Joseph's began the season with a 2-1 mark as it posted wins against Mount St. Mary's (85-57) and Wichita State (81-73, OT) with a loss at #15/17 LSU (80-64). The Hawks won their opening game against Mount St. Mary's and earned a Quarterfinal matchup at LSU. Despite a hard-fought effort, SJU lost to the Tigers, setting up a Consolation Third Round game versus the Shockers. The Hawks would cap the tournament with a thrilling 81-73 overtime win at Wichita State as SJU came back from down 16 points in the second half.

FOUR MORE HAWKS IN THE PROS

Saint Joseph's senior class was a remarkable one, joining only five other classes to make a postseason bid each year. On top of that, and leading the Hawks to the Atlantic 10 title for the first time since 1999, all four seniors - Ashley Prim, Shelby Smith, Chatilla van Grinsven and Mireia Vila - all have gone on to play professionally. Prim is currently playing in Puerto Rico, while Smith is competing in Ireland. van Grinsven, who earned a training camp invite from the WNBA's Connecticut Sun, is playing for Bourges Basket in France, while Vila is competing in her home country of Spain.

WHY S-A-I-N-T JOSEPHS UNIVERSITY?

The corporate title of "Saint" Joseph's University, which has been in place since Saint Joseph's was granted university status by the Commonwealth of Pennsylvania in 1979, is now the "public" title of the institution for all aspects of its operations. Previously, the abbreviation of "St." Joseph's University was permitted in a number of alumni and athletic contexts. According to the most recent edition of the Higher Education Directory, there are at least nine recognized "St. Joseph's" among the nation's colleges and universities. Only one of them-Saint Joseph's University, Philadelphia-is a university-level, Master's I, NCAA Division I institution. A complete spelling of S-A-I-N-T Joseph's University in all contexts will help eliminate any confusion among higher education and other public constituencies.

SJU TO APPEAR ON LEAGUE-BEST SIX TELEVISED GAME

Saint Joseph's will benefit from the Atlantic 10's new eight-year partnerships with ESPN, CBS Sports Network and NBC Sports Network as the Hawks are slated for a league-high six national television appearances in 2013-14. Saint Joseph's games versus George Washington (Jan. 5) and Dayton (Jan. 26) will be broadcast on NBCSN, with games against VCU (Jan. 12), La Salle (Jan. 19) and Duquesne (Feb. 18) airing on the CBS Sports Network. Additionally, the Hawks' game at Dayton (Feb. 23) will be televised by ESPNU. The first year of the A-10's eight-year media television partnership will feature 32 nationally-televised games; and the semifinals and final of the women's basketball championship. The semifinals will air on the CBS Sports Network, with the championship final being televised on the ESPN networks for the 17th straight year.

UP NEXT

Saint Joseph's travels to Princeton this Tuesday, November 26. Game time is set for 5:30 p.m.

HAWKS AMONG ATLANTIC 10 LEADERS

Below is a the breakdown of the most recent Atlantic 10 rankings for this year's Hawks.

Ciara Andrews	FT Percentage	.952	4th
	Steals	2.0 spg	T-11th
Kelsey Berger	FT Percentage	1.000	T-1st
Natasha Cloud	FG Percentage	.436	14th
	Assists	5.8 apg	1st
	Assist/TO Ratio	1.6	4th
	Steals	2.3 spg	T-7th'
	Defensive Rebounding	5.0 drpg	T-9th
	Minutes Per Game	33.0	10th
Sarah Fairbanks	Scoring	16.8 ppg	T-10th
	Rebounding	7.3 rpg	13th
	FG Percentage	.628	1st
	Blocked Shots	1.0 bpg	T-7th
	Offensive Rebounding	3.3 orgp	10th
Jessica Pongonis	Blocked Shots	0.8 bpg	T-14th
Erin Shields	Scoring	14.0 ppg	15th
	Assists	2.8 apg	15th
	FT Percentage	1.000	T-1st
	3PT FG Percentage	.448	6th
	3PT FG Per Game	3.3	1st
	Minutes Per Game	35.8	T-4th

SAINT JOSEPH'S ONLINE

The Hawks' women's basketball program maintains a strong presence on the internet via the official website of Saint Joseph's Athletics, SJUHawks.com, and various social media platforms.

SJUHawks.com, your one-stop shop for all things Hawk athletics, contains updated statistics, game notes, and in-game live stats for all Saint Joseph's home games and selected road games. Through Hawks All-Access, fans can follow every home game via live streaming audio, as well as most home games through the premier streaming video broadcast in the Atlantic 10. All road games are covered with streaming audio, with streaming video available for selected contests.

The site will also host audio podcasts and video segments featuring the men's basketball team throughout the season.

The Hawks can also be found on Facebook, Twitter and YouTube. Through SJU's social media outlets, you can receive breaking news updates, connect with other Hawk fans around the world, and check out Saint Joseph's on-demand video features at any time.

- Facebook:** www.facebook.com/sjuhawkswbb
www.facebook.com/saintjosephshawks
- YouTube:** www.youtube.com/saintjosephshawks
- Twitter:** @SJUHawks_WBB
 @SJUHawks





Cindy Griffin - Head Coach

Saint Joseph's '91, MBA '93 - 13th Season

Leading Saint Joseph's to its third Atlantic 10 championship in team history in 2012-13, **Cindy Griffin** enters her 13th year as Saint Joseph's head coach. A 1991 and 1993 graduate of SJU, Griffin (nee Anderson) has compiled an overall record of 274-190 in 16 seasons as a head coach, and a 226-157 record over 13 years at Hawk Hill.

Only the eighth coach in NCAA Division I history to lead her alma mater to the NCAA Tournament as a player and a coach, Griffin's squads have posted five 20-win seasons, six victories over nationally-ranked teams and advanced to the postseason nine times, while her players have been honored as Atlantic 10 All-Conference performers 13 times.

Under Griffin's leadership, Saint Joseph's posted one of its most memorable seasons in team history in 2012-13 as the Hawks claimed the Atlantic 10 Championship for just the third time and earned the automatic bid in the NCAA Tournament. Led by a senior class that advanced to the postseason every year, the Hawks finished with a 23-9 record that included wins over #5 Maryland and #11 Dayton.

Coch Griffin At A Glance

Career Record: 274-190
Record at SJU: 226-157
Atlantic 10 Record: 109-69
Postseason Record: 6-9

Hometown: Maple Glen, Pa.
Education: Saint Joseph's '91,
Saint Joseph's MBA '93
Playing Experience:
Saint Joseph's 1987-92
Coaching Experience:
Saint Joseph's 2001-Present
Loyola (Md.) 1998-01

In addition to the team's success, a trio of Hawks were singled out for their performances, led by NCAA Woman of the Year nominee Chatilla van Grinsven. With Griffin's guidance, van Grinsven turned in one of the more dominant seasons in recent SJU history, becoming just the fifth player in SJU history to average a double-double for the year en route to being named to the A-10 All-Conference First Team and the Big 5 Player of the Year. The duo of back-court mates Erin Shields and Natasha Cloud helped propel SJU to new heights, with Shields garnering A-10 and Big 5 Most Improved Player honors and I-AAA distinction, while Cloud was named the Most Outstanding Player of the 2013 A-10 Championship.

Backed by a veteran-laden team in 2011-12, the Hawks earned their third-straight WNIT berth and posted their most wins (22) since the 2003-04 season. Moving into second place in career victories at her alma mater, Griffin picked up her 200th win as the Hawks topped Boston University in the opening game of the WNIT on March 15, 2012. Leading the Hawks to a 15-4 mark at home, she helped Saint Joseph's become one of the more efficient teams in the nation, ranking fourth in fewest turnovers per game (12.5), 26th in three-point percentage (.348) and 39th in field goal percentage (.423).

Individually, senior Michelle Baker and Kelly Cavallo had breakout years, both garnering All-Big 5 honors. Behind Griffin's teaching, Baker went on to be named to the A-10 All-Conference Second Team and capped her career as SJU's all-time leader in games played (127) and ranking in the top 20 for scoring and field goals made. After seeing limited time as a freshman, Cavallo developed into one of the top post players in the A-10, leading SJU and finishing in the top five of the conference in rebounding, blocked shots and field goal percentage. With Griffin's aid, Cavallo finished her four-year career second all-time in blocks and 11th in rebounding at SJU.

Returning just one starter for the 2010-11 season, the Hawks quickly jelled under Griffin's guidance as they went on to win 20 games, earned the program's 700th victory, and advanced to the second round of the WNIT. Backed by All-Big 5 honorees Baker and Katie Kuester, Saint Joseph's had its most efficient offensive showing since 2002-03, as the Hawks finished 60th in the nation in field goal percentage (42.1).

Additionally, several Hawks were honored for outstanding seasons in 2010-11, headlined by sophomore Ashley Prim becoming the first SJU player to be named Atlantic 10 Sixth Player of the Year. Baker became just the second Hawk to be named to the A-10 All-Defensive Team, while freshman Erin Shields became the sixth player Griffin has coached to A-10 All-Rookie Team honors.

Earning a postseason berth for the first time in two years, the Hawks surpassed predictions in 2009-10 as they finished tied for fourth in the Atlantic 10 after being picked to finish ninth. After opening the season with a 3-7 mark, Griffin saw her team begin to click at the end of the non-conference schedule as SJU claimed the 19th Annual Hawk Classic title and worked its way to .500 by the second week of the Atlantic 10 slate.

Posting a 9-5 mark against conference opponents, Griffin hit two milestones during A-10 play, earning her 150th win at Saint Joseph's in a victory against Dayton and earning her 200th coaching win against George Washington. The Hawks would go on to earn the program's seventh WNIT bid, and play the first postseason game at Hagan Arena.

In 2008-09, Griffin undertook arguably her toughest season to date as Saint Joseph's played every contest away from Hawk Hill for the first time in program history. And in typical SJU fashion, Griffin got her team to respond as Saint Joseph's went on to post an 8-5 record at home venues and earn its first Big 5 title since 2000-01. Individually five Hawks posted career-bests in scoring, with Brittany Ford and Mariame Djouara both earning All-Big 5 Second Team honors.

Relying heavily on underclassmen in 2007-08, Griffin guided her Hawks to another winning season, including crowns at the Brown Basketball Classic and the Hilton Philadelphia Hawk Classic. Among the wins, Saint Joseph's posted its biggest win over a non-conference ranked opponent since the 1984-85, topping #15 Auburn for the Hawk Classic title.

Despite losing several experienced players prior to the 2006-07 season, Griffin had her team peaking at the right time. Playing Griffin's style of hard-nosed defense and persistent offense, the Hawks advanced to the Atlantic 10 Championship game, including the program's first win over a top 10 opponent (#8 George Washington) since 1992 along the way. Saint Joseph's capped the season with its fifth WNIT appearance in six years and tied the SJU record for games played in a season with 33.

Fueled by a collection of newcomers and a developed core of upperclassmen, Griffin led the Hawks back to national prominence in 2005-06. The Crimson





2013-14 SAINT JOSEPH'S BASKETBALL NOTES - PAGE 7

and Gray engineered the nation's best turnaround (13 games) and received votes in the national polls for the first time since 2003-04. The Hawks advanced to the semifinals of the A-10 Championship and earned a berth in the WNIT.

With the loss of four 1,000-point scorers, the 2004-05 Hawks showed their true colors down the stretch, earning a hard-fought victory over La Salle in the opening round of the Atlantic 10 Championship and coming within 10 points of 16th-ranked, and eventual A-10 Champion, Temple.

Led by six seniors, the 2004 team went 22-11 and advanced to the WNIT Elite Eight. Saint Joseph's finished second in the A-10 East and dropped a heartbreaker in the Atlantic 10 Championship to Temple. Four Hawk seniors reached the 1,000-point plateau, marking just the eighth time in NCAA history that a quartet of players had reached the milestone in the same season. Erin Brady, Irina Krasnoshiok, Stephanie (Graff) McCaffrey and Amra Mehmedic went on to sign professional contracts.

Following a memorable first year at the helm of her alma mater, Griffin upped the ante in her second season by capturing 2003 Atlantic 10 Coach of the Year honors after guiding the Hawks to a 19-11 record. The team sprinted to the conference's Eastern Division title and earned a berth in the WNIT for the second straight season, despite the departure of SJU's all-time leading scorer and a non-conference schedule that ranked fourth nationally.

Griffin helped to reinvigorate the SJU program in her first season, leading the squad to a 24-8 record and the second round of the WNIT. She capitalized on the team's tradition of scrappy play and rugged defense, while releasing the reins and allowing the team to play a more up-tempo style on the offensive end of the floor. The Hawks finished the year among the national leaders in nine different categories and paced the nation in free throw percentage for the second straight year.

Following her playing career, Griffin spent the 1992-93 season as a graduate assistant at her alma mater. She then accepted an assistant's spot at Vanderbilt University from 1993-95 under former Saint Joseph's head coach Jim Foster. Foster recruited Griffin to SJU and coached her during her playing career on Hawk Hill.

In her two years as an assistant at Vanderbilt, the Commodores finished 53-15 overall, won the 1995 SEC championship and reached the NCAA Sweet 16 both seasons. In addition to coaching responsibilities, she was the co-director of the Vanderbilt Basketball Camp and the director of the Black & Gold Club.

Griffin left Vanderbilt after the 1995 season to become an assistant coach at Loyola College (Md.). She spent three seasons as an assistant under Patty Coyle before being promoted to associate head coach in 1998. Griffin was promoted to the position of head women's basketball coach at Loyola midway through the 1998-99 season. She was the seventh-youngest head coach in Division I at the time. Griffin – who was named head coach five games into the season as Coyle left for an assistant coach position with the WNBA's New York Liberty – kept the Greyhounds' momentum going as Loyola won a team-record 21 games that year. Overall she compiled a record of 48-33 during her tenure at the Baltimore school, guiding the squad to the Metro Atlantic Athletic Conference semifinals all three seasons.

One of the top playmakers in Saint Joseph's history, Griffin starred for the Hawks from 1987-88 through 1991-92 (missing the 1988-89 season due to injury). A three-time team captain, Griffin finished her career with 662 points, 278 rebounds, 510 assists and 197 steals. She currently ranks fourth on SJU's all-time assist list.

As a junior in 1990-91, she played in 1,178 out of a possible 1,200 minutes to set the school record for minutes played in a single season. The Hawks made three NCAA Tournament appearances and posted three straight 20-win seasons during her playing career. A two-time Second Team All-Big 5 choice, as well as a Third Team All-Atlantic 10 pick as a senior, she was inducted into the Saint Joseph's Women's Basketball Hall of Fame in 1998.

A native of Maple Glen, Pa., Griffin played her high school basketball for Bishop McDevitt, winning two Philadelphia Catholic League titles. A 1987 graduate of McDevitt, she was inducted into its Athletic Hall of Fame in 1997, and in 2002, received the Philadelphia Catholic League's alumni achievement award. She earned a bachelor's degree in accounting from Saint Joseph's in 1991 and completed her M.B.A. from SJU in 1993. She resides in Conshohocken, Pa., with her husband Curtis and children, Kaylie (10), Hannah (8) and Curtis Jr. (5).

Griffin's Year-By-Year Record

Year	School	Overall Record	Conference Record	Postseason
1998-99	Loyola College	17-6	13-5	MAAC Semifinals
1999-00	Loyola College	12-17	8-10	MAAC Semifinals
2000-01	Loyola College	19-10	12-6	MAAC Semifinals
2001-02	Saint Joseph's University	24-8	12-4	WNIT/A-10 Finals
2002-03	Saint Joseph's University	19-11	13-3	WNIT
2003-04	Saint Joseph's University	22-11	12-4	WNIT/A-10 Finals
2004-05	Saint Joseph's University	7-23	4-12	
2005-06	Saint Joseph's University	20-11	10-6	WNIT/A-10 Semifinals
2006-07	Saint Joseph's University	19-14	8-6	WNIT/A-10 Finals
2007-08	Saint Joseph's University	17-14	8-6	
2008-09	Saint Joseph's University	13-17	5-9	
2009-10	Saint Joseph's University	17-15	9-5	WNIT
2010-11	Saint Joseph's University	20-12	8-6	WNIT
2011-12	Saint Joseph's University	22-11	9-5	WNIT
2012-13	Saint Joseph's University	23-9	11-3	NCAA/A-10 Champions
2013-14	Saint Joseph's University	3-1	0-0	
1998-12	16 Seasons	274-190	142-90	9 Appearances

Head Coaching Record at Saint Joseph's: 226-157 (.590) – 13 Seasons

Career Head Coaching Record: 274-190 (.591) – 16 Seasons





Ciara Andrews

Sophomore • Guard • 5-9
Glenside, Pa.
Cheltenham

Overall Stats: 9.3 ppg, 2.8 rpg, 1.3 apg



2013-14:

- Scored a 10 points and had four rebounds, two assists and two steals in win over Mount St. Mary's
- Added eight points and two rebounds at LSU
- Had game-tying layup in final seconds and finished with 12 points, four rebounds, three steals and two assists in win at Wichita State
- Finished with seven points in win over Drexel

	Season Highs	Career Highs
Points:	12, at Wichita State, 11/15/13	Same
Field Goals:	3, at Wichita State, 11/15/13	3, 2x
Field Goals Att:	6, 2x, last at Wichita State, 11/15/13	Same
3-Pt Field Goals:	1, at Wichita State, 11/15/13	Same
3-Pt Field Goals Att:	2, at Wichita State, 11/15/13	Same
Free Throws:	8, vs. Mount St. Mary's, 11/8/13	Same
Free Throws Att:	8, vs. Mount St. Mary's, 11/8/13	Same
Offensive Rebounds:	Yet To Come	1, 2x
Defensive Rebounds:	4, vs. Mount St. Mary's, 11/8/13	Same
Total Rebounds:	4, vs. Mount St. Mary's, 11/8/13	Same
Assists:	2, 2x, last at Wichita State, 11/15/13	Same
Blocks:	Yet To Come	Same
Steals:	3, at Wichita State, 11/15/13	Same
Minutes:	21, at Wichita State, 11/15/13	Same

2013-14 Game-by-Game

Opponent	Min	FG-A	3PT-A	FT-A	OR	DR	TR	F	A	TO	B	S	Pts
Mount St. Mary's	14	1-4	0-0	8-8	0	4	4	2	2	1	0	2	10
LSU	13	2-6	0-1	4-4	0	2	2	2	1	1	0	1	8
Wichita State	21	3-6	1-2	5-6	2	2	4	2	2	4	0	3	12
Drexel	10	2-2	0-0	3-3	0	1	1	2	1	2	0	0	7



Kelsey Berger

Senior • Forward • 5-11
Mentor, Ohio
Mentor / Air Force

Overall Stats: 8.5 ppg, 4.8 rpg, 0.8 apg



2013-14:

- Started all four games this season
- Played a season-best 37 minutes and added six points and six rebounds in win over Drexel.
- Matched her SJU career-high with 12 points, including career-best eight free throws against Mount St. Mary's
- Tallied seven points and had four rebounds at LSU
- Added nine points and four rebounds at Wichita State

	Season Highs	Career Highs
Points:	12, vs. Mount St. Mary's, 11/8/13	23, vs. Colorado State, 1/9/10
Field Goals:	4, at Wichita State, 11/15/13	9, vs. Colorado State, 1/9/10
Field Goals Att:	9, at LSU, 11/10/13	16, 2x, last at Portland, 11/20/10
3-Pt Field Goals:	1, 2x, last at Wichita State, 11/15/13	5, 3x, last at Denver, 12/8/10
3-Pt Field Goals Att:	6, at LSU, 11/10/13	7, at Denver, 12/8/10
Free Throws:	8, vs. Mount St. Mary's, 11/8/13	Same
Free Throws Att:	8, vs. Mount St. Mary's, 11/8/13	Same
Offensive Rebounds:	3, vs. Mount St. Mary's, 11/8/13	5, at Portland, 11/20/10
Defensive Rebounds:	6, vs. Drexel, 11/20/13	Same
Total Rebounds:	6, vs. Drexel, 11/20/13	9, vs. Western State, 1/9/10
Assists:	2, at LSU, 11/10/13	3, 6x, last at UCLA, 12/31/12
Blocks:	1, 2x, last vs. Drexel, 11/20/13	2, vs. Adams State, 11/17/09
Steals:	1, at LSU, 11/10/13	4, at Texas A&M-CC, 11/13/09
Minutes:	37, vs. Drexel, 11/20/13	38, vs. UNLV, 1/26/10

2013-14 Game-by-Game

Opponent	Min	FG-A	3PT-A	FT-A	OR	DR	TR	F	A	TO	B	S	Pts
Mount St. Mary's	*34	2-7	0-1	8-8	3	2	5	3	0	1	0	0	12
LSU *	30	3-9	1-6	0-0	1	3	4	5	2	0	1	1	7
Wichita State *	29	4-9	1-3	0-0	0	4	4	4	0	2	0	0	9
Drexel *	37	3-8	0-1	0-0	0	6	6	1	1	1	1	0	6

* - Denotes Game Started





Natasha Cloud

Junior • Guard • 6-0
Broomall, Pa.
Cardinal O'Hara / Maryland

Overall Stats: 11.5 ppg, 5.5 rpg, 5.7 apg



- 2013-14 A-10 Preseason All-Conference Second Team
- 2013-14 Preseason A-10 All-Defensive Team
- 2013 A-10 Championship Most Outstanding Player

- 2013 A-10 All-Championship Team
- 2012-13 Atlantic 10 All-Defensive Team

2013-14:

- Started all four games this season
- Had nine points, five assists and four rebounds versus Mount St. Mary's
- Added nine points, six assists and four rebounds at #15/17 LSU
- Finished with 15 points, career-high 11 rebounds and nine assists in win at Wichita State
- Scored 13 points and had three boards and three assists versus Drexel

	Season Highs	Career Highs
Points:	15, at Wichita State, 11/15/13	19, at Penn, 1/5/13
Field Goals:	6, vs. Drexel, 11/20/13	7, at Dayton, 3/3/13
Field Goals Att:	13, at Wichita State, 11/15/13	18, vs. Temple, 2/17/13
3-Pt Field Goals:	1, 2x, last at LSU, 11/10/13	2, vs. Savannah State, 12/21/12
3-Pt Field Goals Att:	5, at LSU, 11/10/13	Same
Free Throws:	7, at Wichita State, 11/15/13	7, 2x
Free Throws Att:	9, at Wichita State, 11/15/13	Same
Offensive Rebounds:	2, vs. Mount St. Mary's, 11/8/13	4, 2x
Defensive Rebounds:	11, at Wichita State, 11/15/13	Same
Total Rebounds:	11, at Wichita State, 11/15/13	Same
Assists:	9, at Wichita State, 11/15/13	9, 2x
Blocks:	1, 2x, last at Wichita State, 11/15/13	2, 3x
Steals:	4, at LSU, 11/10/13	6, at George Washington, 1/17/13
Minutes:	39, 2x, last at Wichita State, 11/15/13	45, at Fordham, 2/24/13

2013-14 Game-by-Game

Opponent	Min	FG-A	3PT-A	FT-A	OR	DR	TR	F	A	TO	B	S	Pts
Mount St. Mary's	*27	4-5	1-1	0-1	2	2	4	3	5	5	1	1	9
LSU *	39	3-10	1-5	2-4	0	4	4	3	6	4	0	4	9
Wichita State *	39	4-13	0-3	7-9	0	11	11	4	9	1	1	2	15
Drexel *	27	6-11	0-2	1-1	0	3	3	4	3	4	0	2	13

* - Denotes Game Started



Lisanne de Jonge

Freshman • Forward • 5-11-1
Nijmegen, Netherlands
Luzac College

Overall Stats: 1.3 ppg, 1.5 rpg, 0.0 apg



2013-14:

- Scored three points and had four rebounds in collegiate debut against Mount St. Mary's
- Grabbed two rebounds against #15/17 LSU
- Had two key steals and added two points and a blocked shot at Wichita State
- Played 13 minutes in win over Drexel

Season Highs

Points:	3, vs. Mount St. Mary's, 11/8/13
Field Goals:	1, 2x, last at Wichita State, 11/15/13
Field Goals Att:	2, vs. Mount St. Mary's, 11/8/13
3-Pt Field Goals:	1, vs. Mount St. Mary's, 11/8/13
3-Pt Field Goals Att:	1, vs. Mount St. Mary's, 11/8/13
Free Throws:	Yet To Come
Free Throws Att:	Yet To Come
Offensive Rebounds:	1, 2x, last at LSU, 11/10/13
Defensive Rebounds:	3, vs. Mount St. Mary's, 11/8/13
Total Rebounds:	4, vs. Mount St. Mary's, 11/8/13
Assists:	Yet To Come
Blocks:	1, 2x, last at Wichita State, 11/15/13
Steals:	2, at Wichita State, 11/15/13
Minutes:	17, vs. Mount St. Mary's, 11/8/13

2013-14 Game-by-Game

Opponent	Min	FG-A	3PT-A	FT-A	OR	DR	TR	F	A	TO	B	S	Pts
Mount St. Mary's	17	1-2	1-1	0-0	1	3	4	2	0	0	1	0	3
LSU	1	0-0	0-0	0-0	1	1	2	0	0	1	0	0	0
Wichita State	3	1-1	0-0	0-0	0	0	0	0	0	0	1	2	2
Drexel	13	0-0	0-0	0-0	0	0	0	2	0	0	0	0	0



Sarah Fairbanks
 Sophomore • Forward • 6-1
 Elizabethtown, Pa.
 Elizabethtown

Overall Stats: 16.8 ppg, 7.3 rpg, 1.0 apg



2013-14:

- Started all four games this season
- Had a career-high 21 points and added six rebounds in win over Drexel
- Tallied 18 points and added nine rebounds and two blocked shots at Wichita State
- Scored a 17 points and added five rebounds, two blocked shots, two assists and two steals versus Mount St. Mary's
- Added 11 points and career-high nine rebounds at #15/17 LSU

Points:	Season Highs	Career Highs
Field Goals:	21, vs. Drexel, 11/20/13	Same
Field Goals Att:	9, vs. Drexel, 11/20/13	Same
3-Pt Field Goals:	12, 2x, last vs. Drexel, 11/20/13	Same
3-Pt Field Goals Att:	Yet To Come	Same
Free Throws:	2, vs. Mount St. Mary's, 11/8/13	Same
Free Throws Att:	6, at Wichita State, 11/15/13	Same
Offensive Rebounds:	10, at Wichita State, 11/15/13	Same
Defensive Rebounds:	4, at Wichita State, 11/15/13	4, 2x
Total Rebounds:	6, at LSU, 11/10/13	7, vs. La Salle, 2/20/13
Assists:	9, 2x, last at Wichita State, 11/15/13	Same
Blocks:	2, vs. Mount St. Mary's, 11/8/13	Same
Steals:	2, 2x, last at Wichita State, 11/15/13	3, vs. Lafayette, 12/5/12
Minutes:	2, 2x, last at LSU, 11/10/13	1, 2x
	34, at Wichita State, 11/15/13	Same

2013-14 Game-by-Game

Opponent	Min	FG-A	3PT-A	FT-A	OR	DR	TR	F	A	TO	B	S	Pts
Mount St. Mary's *	30	7-12	0-2	3-4	3	2	5	3	2	2	2	2	17
LSU *	33	5-10	0-0	1-2	3	6	9	3	1	2	0	2	11
Wichita State *	34	6-9	0-0	6-10	4	5	9	5	0	1	2	0	18
Drexel *	32	9-12	0-0	3-3	3	3	6	5	1	1	0	0	21

* - Denotes Game Started



Kathleen Fitzpatrick
 Freshman • Guard • 5-9
 Drexel Hill, Pa.
 Academy of Notre Dame de Namur

Overall Stats: 0.0 ppg, 0.8 rpg, 0.5 apg



2013-14:

- Grabbed two rebounds and had two assists in collegiate debut versus Mount St. Mary's
- Played one minute against #15/17 LSU
- Played three minutes at Wichita State
- Added a rebound in win over Drexel

Points:	Season Highs
Field Goals:	Yet To Come
Field Goals Att:	Yet To Come
3-Pt Field Goals:	2, at Wichita State, 11/15/13
3-Pt Field Goals Att:	Yet To Come
Free Throws:	2, at Wichita State, 11/15/13
Free Throws Att:	Yet To Come
Offensive Rebounds:	Yet To Come
Defensive Rebounds:	2, vs. Mount St. Mary's, 11/8/13
Total Rebounds:	1, vs. Drexel, 11/20/13
Assists:	2, vs. Mount St. Mary's, 11/8/13
Blocks:	2, vs. Mount St. Mary's, 11/8/13
Steals:	Yet To Come
Minutes:	Yet To Come
	6, vs. Mount St. Mary's, 11/8/13

2013-14 Game-by-Game

Opponent	Min	FG-A	3PT-A	FT-A	OR	DR	TR	F	A	TO	B	S	Pts
Mount St. Mary's	6	0-1	0-0	0-0	2	0	2	2	2	0	0	0	0
LSU	1	0-0	0-0	0-0	0	0	0	0	0	0	0	0	0
Wichita State	3	0-2	0-2	0-0	0	0	0	1	0	0	0	0	0
Drexel	1	0-1	0-1	0-0	0	1	1	0	0	0	0	0	0



Geena Gomez

Freshman • Guard • 5-8
Huntington Beach, Calif.
Edison

Overall Stats: 1.8 ppg, 0.8 rpg, 0.3 apg



2013-14:

- Scored five points in collegiate debut versus Mount St. Mary's
- Played a minute at #15/17 LSU
- Scored two points and had three rebounds and an assist at Wichita State
- Played two minutes in win over Drexel

Season Highs

Points: 5, vs. Mount St. Mary's, 11/8/13
Field Goals: 2, vs. Mount St. Mary's, 11/8/13
Field Goals Att: 4, vs. Mount St. Mary's, 11/8/13
3-Pt Field Goals: Yet To Come
3-Pt Field Goals Att: 1, 3x, last at Wichita State, 11/15/13
Free Throws: 1, vs. Mount St. Mary's, 11/8/13
Free Throws Att: 2, vs. Mount St. Mary's, 11/8/13
Offensive Rebounds: Yet To Come
Defensive Rebounds: 3, at Wichita State, 11/15/13
Total Rebounds: 3, at Wichita State, 11/15/13
Assists: 1, at Wichita State, 11/15/13
Blocks: Yet To Come
Steals: Yet To Come
Minutes: 12, at Wichita State, 11/15/13

2013-14 Game-by-Game

Opponent	Min	FG-A	3PT-A	FT-A	OR	DR	TR	F	A	TO	B	S	Pts
Mount St. Mary's	8	2-4	0-1	1-2	0	0	0	1	0	0	0	0	5
LSU	1	0-1	0-1	0-0	0	0	0	0	0	0	0	0	0
Wichita State	12	1-3	0-1	0-0	0	3	3	1	1	1	0	0	2
Drexel	2	0-0	0-0	0-0	0	0	0	0	0	0	0	0	0



Ilze Gotfrida

Senior • Forward • 6-0
Dobeles, Latvia
Rigas Secondary School No. 49

Overall Stats: 6.8 ppg, 3.5 rpg, 1.0 apg



2013-14:

- Started all four games this season
- Scored four points and had two rebounds and two assists versus Mount St. Mary's
- Added four points and two rebounds at #15/17 LSU
- Went 5-of-6 from the field and 1-of-2 from the foul line for 11 points at Wichita State
- Tallied eight points and had six rebounds and two assists versus Drexel

Season Highs

Points: 11, at Wichita State, 11/15/13
Field Goals: 5, at Wichita State, 11/15/13
Field Goals Att: 7, at LSU, 11/10/13
3-Pt Field Goals: Yet To Come
3-Pt Field Goals Att: Yet To Come
Free Throws: 2, 2x, last vs. Drexel, 11/20/13
Free Throws Att: 4, at LSU, 11/10/13
Offensive Rebounds: 2, at Wichita State, 11/15/13
Defensive Rebounds: 5, vs. Drexel, 11/20/13
Total Rebounds: 6, vs. Drexel, 11/20/13
Assists: 2, 2x, last vs. Drexel, 11/20/13
Blocks: 1, at Wichita State, 11/15/13
Steals: 1, at LSU, 11/10/13
Minutes: 29, 2x, last at Wichita State, 11/15/13

Career Highs

21, vs. St. Bonaventure, 1/26/13
 10, vs. St. Bonaventure, 1/26/13
 13, vs. St. Bonaventure, 1/26/13
 1, 4x
 3, at Hofstra, 11/25/12
 4, 3x
 5, 2x
 5, vs. St. Bonaventure, 1/26/13
 8, at Saint Louis, 1/20/13
 9, at Saint Louis, 1/20/13
 3, 3x
 1, 7x
 3, 2x
 39, vs. Maryland, 11/17/12

2013-14 Game-by-Game

Opponent	Min	FG-A	3PT-A	FT-A	OR	DR	TR	F	A	TO	B	S	Pts
Mount St. Mary's	*16	2-4	0-0	0-0	0	2	2	3	2	2	0	0	4
LSU *	29	1-7	0-0	2-4	1	1	2	4	0	1	0	1	4
Wichita State *	29	5-6	0-0	1-2	2	2	4	5	0	3	1	0	11
Drexel *	28	3-7	0-1	2-2	1	5	6	0	2	1	0	0	8

* - Denotes Game Started





Jessica Pongonis

Freshman • Forward • 6-1
Fishers, Ind.
Hamilton Southeastern

Overall Stats: 5.3 ppg, 3.3 rpg, 0.7 apg



2013-14:

- Scored 10 points and had three rebounds in collegiate debut against Mount St. Mary's
- Had seven points and three rebounds in win over Drexel
- Tallied two points and had four rebounds versus #15/17 LSU
- Added two points and three rebounds at Wichita State

Season Highs

Points: 10, vs. Mount St. Mary's, 11/8/13
Field Goals: 3, vs. Mount St. Mary's, 11/8/13
Field Goals Att: 5, vs. Mount St. Mary's, 11/8/13
3-Pt Field Goals: Yet To Come
3-Pt Field Goals Att: 2, vs. Mount St. Mary's, 11/8/13
Free Throws: 5, vs. Drexel, 11/20/13
Free Throws Att: 6, 2x, last vs. Drexel, 11/20/13
Offensive Rebounds: 2, 2x, last vs. Drexel, 11/20/13
Defensive Rebounds: 3, 2x, last, at LSU, 11/10/13
Total Rebounds: 4, at LSU, 11/10/13
Assists: 1, 2x, last at Wichita State, 11/15/13
Blocks: 1, 3x, last at Wichita State, 11/15/13
Steals: 1, 2x, last vs. Drexel, 11/20/13
Minutes: 20, vs. Mount St. Mary's, 11/8/13

2013-14 Game-by-Game

Opponent	Min	FG-A	3PT-A	FT-A	OR	DR	TR	F	A	TO	B	S	Pts
Mount St. Mary's	20	3-5	0-2	4-6	0	3	3	2	1	1	1	0	10
LSU	14	1-3	0-0	0-0	1	3	4	1	0	0	1	1	2
Wichita State	15	1-4	0-0	0-0	2	1	3	5	1	1	1	0	2
Drexel	14	1-2	0-0	5-6	2	1	3	0	1	1	0	1	7



Ashley Robinson

Redshirt-Junior • Forward • 6-2
Warrington, Pa.
Archbishop Wood

Overall Stats: 0.0 ppg, 0.0 rpg, 0.0 apg



2013-14:

- Missed the opening three games of the season due to an arm injury

Season Highs

Points: Yet To Come
Field Goals: Yet To Come
Field Goals Att: Yet To Come
3-Pt Field Goals: Yet To Come
3-Pt Field Goals Att: Yet To Come
Free Throws: Yet To Come
Free Throws Att: Yet To Come
Offensive Rebounds: Yet To Come
Defensive Rebounds: Yet To Come
Total Rebounds: Yet To Come
Assists: Yet To Come
Blocks: Yet To Come
Steals: Yet To Come
Minutes: Yet To Come

Career Highs

18, at Princeton, 11/11/11
 5, vs. Dartmouth, 11/18/11
 9, at Dayton, 3/3/13
 Same
 Same
 10, at Princeton, 11/11/11
 10, at Princeton, 11/11/11
 6, at UCLA, 12/31/12
 9, vs. St. Bonaventure, 3/4/12
 10, 2x
 3, 2x
 3, 2x
 2, 5x
 41, vs. Temple, 2/17/13

2013-14 Game-by-Game

Opponent	Min	FG-A	3PT-A	FT-A	OR	DR	TR	F	A	TO	B	S	Pts
Mount St. Mary's													Did Not Play - Injury
LSU													Did Not Play - Injury
Wichita State													Did Not Play - Injury
Drexel													Did Not Play - Injury





Mackenzie Rule

Freshman • Guard • 5-6
West Chester, Pa.
Cardinal O'Hara

Overall Stats: 0.0 ppg, 0.0 rpg, 0.0 apg



2013-14:

- Yet to play this season

	Season Highs
Points:	Yet To Come
Field Goals:	Yet To Come
Field Goals Att:	Yet To Come
3-Pt Field Goals:	Yet To Come
3-Pt Field Goals Att:	Yet To Come
Free Throws:	Yet To Come
Free Throws Att:	Yet To Come
Offensive Rebounds:	Yet To Come
Defensive Rebounds:	Yet To Come
Total Rebounds:	Yet To Come
Assists:	Yet To Come
Blocks:	Yet To Come
Steals:	Yet To Come
Minutes:	Yet To Come

2013-14 Game-by-Game

Opponent	Min	FG-A	3PT-A	FT-A	OR	DR	TR	F	A	TO	B	S	Pts
Mount St. Mary's													
LSU													
Wichita State													
Drexel													



Erin Shields

Senior • Guard • 5-6
Drexel Hill, Pa.
Archbishop Carroll

Overall Stats: 14.0 ppg, 1.5 rpg, 2.0 apg



- 2013-14 Preseason A-10 All-Conference Second Team
- 2012-13 Atlantic 10 Most Improved Player
- 2012-13 Atlantic 10 All-Conference Third Team
- 7th All-time in career three-pointers (173)

2013-14:

- Started all four games this season
- Finished with 10 points and two assists at Wichita State
- Matched career-high with seven three-pointers and finished with 23 points at #15/17 LSU
- Scored 15 points and had two assists in win over Mount St. Mary's
- Had a season-high four assists and added eight points versus Drexel

	Season Highs	Career Highs
Points:	23, at LSU, 11/10/13	28, at Dayton, 3/3/13
Field Goals:	8, at LSU, 11/10/13	9, 2x
Field Goals Att:	16, at LSU, 11/10/13	19, at Dayton, 3/3/13
3-Pt Field Goals:	7, at LSU, 11/10/13	7, 2x
3-Pt Field Goals Att:	12, at LSU, 11/10/13	12, 3x
Free Throws:	7, at Wichita State, 11/15/13	Same
Free Throws Att:	7, at Wichita State, 11/15/13	Same
Offensive Rebounds:	Yet To Come	2, 2x
Defensive Rebounds:	3, vs. Drexel, 11/20/13	6, at Dayton, 1/29/11
Total Rebounds:	3, vs. Drexel, 11/20/13	7, at Dayton, 1/29/11
Assists:	4, vs. Drexel, 11/20/13	9, vs. UMBC, 12/29/12
Blocks:	1, vs. Mount St. Mary's, 11/8/13	2, vs. Temple, 2/17/13
Steals:	1, 4x, last vs. Drexel, 11/20/13	3, 3x
Minutes:	40, at Wichita State, 11/15/13	44, vs. Temple, 2/17/13

2013-14 Game-by-Game

Opponent	Min	FG-A	3PT-A	FT-A	OR	DR	TR	F	A	TO	B	S	Pts
Mount St. Mary's	*28	5-9	3-6	2-2	0	1	1	1	2	0	1	1	15
LSU	*	39	8-16	7-12	0-0	0	1	1	2	0	3	0	23
Wichita State	*	40	1-8	1-6	7-7	0	1	1	2	2	2	0	10
Drexel	*	36	2-5	2-5	2-2	0	3	3	2	4	2	0	8

* - Denotes Game Started





2013-14 SAINT JOSEPH'S BASKETBALL NOTES - PAGE 14

Game 1 • November 8, 2013 • Hagan Arena Saint Joseph's - 85, Mount St. Mary's - 57

The reigning Atlantic 10 champion Saint Joseph's Hawks received their rings and raised a championship banner to the rafters, then picked up where last season left off as SJU downed Mount St. Mary's, 85-57, in the First Round of the Preseason WNIT.

Backed by a career-high 17 points from **Sarah Fairbanks** and 15 points from **Erin Shields**, Saint Joseph's took control from the start as it ran out to a 17-1 lead. The Hawks hit 6-of-8 from the field and 3-of-4 from the foul line, while holding the Mountaineers to 0-of-5 from the floor and caused four turnovers.

Shooting 55.6 percent (15-of-27) in the opening half, Saint Joseph's would allow Mount St. Mary's to get no closer in the half than 12 points, while expanding their lead to as many as 27 before taking a 51-28 lead into halftime.

The Hawks continued to hold Mount St. Mary's at a distance in the second half opening their lead to as many as 30 as they outscored the Mountaineers 34-29 in the final period for the 85-57 victory.

Mount St. Mary's	Min.	FG-A	3PT	FT-A	OR	DR	TR	F	A	TO	B	S	Pts.
Grossett, f	20	1-5	1-3	1-2	1	2	3	3	1	2	0	0	4
Kaufman, f	30	4-8	2-5	3-4	1	2	3	2	0	1	0	0	13
Christie, g	34	0-5	0-3	0-0	2	0	2	3	1	2	0	0	0
Henderson, g	28	8-15	2-6	3-4	0	1	1	3	2	3	0	0	21
Brewer, g	16	0-2	0-1	0-0	0	1	1	0	0	1	0	2	0
Belanger-Finn	6	0-2	0-1	2-3	0	1	1	0	0	0	0	0	2
Leftwich	1	0-0	0-0	0-0	0	0	0	1	0	0	0	0	0
Powell	4	0-0	0-0	0-0	1	2	3	0	0	1	0	0	0
Chickey	25	3-6	0-0	4-4	2	3	5	4	0	3	0	0	10
Carney	11	0-2	0-1	1-2	1	0	1	5	0	1	0	0	1
Mathews	15	2-3	0-0	0-1	0	1	1	1	2	0	2	2	4
Eisenhard	10	0-2	0-0	2-4	2	0	2	2	1	0	0	0	2
Team					1	1	2			3			
Totals	200	18-50	5-20	16-24	11	14	25	24	7	17	2	4	57

Saint Joseph's	Min.	FG-A	3PT	FT-A	OR	DR	TR	F	A	TO	B	S	Pts.
Gotfrida, f	16	2-4	0-0	0-0	0	2	2	3	2	2	0	0	4
Berger, f	34	2-7	0-1	8-8	3	2	5	3	0	1	0	0	12
Fairbanks, f	30	7-12	0-2	3-4	3	2	5	3	2	2	2	2	17
Shields, g	28	5-9	3-6	2-2	0	1	1	1	2	0	1	1	15
Cloud, g	27	4-5	1-1	0-1	2	2	4	3	5	5	1	1	9
de Jonge	17	1-2	1-1	0-0	1	3	4	2	0	0	1	0	3
Fitzpatrick	6	0-1	0-0	0-0	2	0	2	2	2	0	0	0	0
Gomez	8	2-4	0-1	1-2	0	0	0	1	0	0	0	0	5
Andrews	14	1-4	0-0	8-8	0	4	4	2	2	1	0	2	10
Pongonis	20	3-5	0-2	4-6	0	3	3	2	1	1	1	0	10
Team					3	6	9						
Totals	200	27-53	5-14	26-31	14	25	39	22	16	12	6	6	85

Halftime: Saint Joseph's, 51-28 **Deadball Rebounds:** Mount St. Mary's, 4-3
Attendance: 1,523 **Officials:** DePaul, Sparrock, Peterkinn
FG %: Saint Joseph's - 50.9%, Mount St. Mary's - 36.0%
3-PT FG %: Saint Joseph's - 35.7%, Mount St. Mary's - 25.0%
FT %: Saint Joseph's - 83.9%, Mount St. Mary's - 66.7%

Game 2 • November 10, 2013 • Maravich Center #15/17 LSU - 80, Saint Joseph's - 64

A 17-5 run to close the first half was the difference as Saint Joseph's fell at #15 LSU, 80-64, in the Quarterfinals of the Preseason WNIT.

Falling behind 10 early, Saint Joseph's fought back to within a possession, 23-20, on a layup by **Sarah Fairbanks** at 5:35.

From there though, the Tiger opened up their lead to 15 points by halftime, using a 17-5 run to end the first period and take a 40-25 edge into the second stanza.

Saint Joseph's scored the first basket of the second half, but LSU answered with a 9-0 run to open its biggest lead, 49-27, on a Danielle Ballard layup at 17:51.

Despite the deficit, the Hawks continued to fight and chipped away at the Tigers' advantage. Behind a 17-6 run, Saint Joseph's cut LSU's lead to single digits as a **Erin Shields'** three-pointer made it a 55-46 game with 12:59 to play.

The Hawks would continue to hang around, trailing 64-54 with under seven minutes to play, but they'd get no closer as LSU held them at a distance over the final minutes.

Saint Joseph's	Min.	FG-A	3PT	FT-A	OR	DR	TR	F	A	TO	B	S	Pts.
Gotfrida, f	29	1-7	0-0	2-4	1	1	2	4	0	1	0	1	4
Berger, f	30	3-9	1-6	0-0	1	3	4	5	2	0	1	1	7
Fairbanks, f	33	5-10	0-0	1-2	3	6	9	3	1	2	0	2	11
Shields, g	39	8-16	7-12	0-0	0	1	1	2	0	3	0	1	23
Cloud, g	39	3-10	1-5	2-4	0	4	4	3	6	4	0	4	9
de Jonge	1	0-0	0-0	0-0	1	1	2	0	0	1	0	0	0
Fitzpatrick	1	0-0	0-0	0-0	0	0	0	0	0	0	0	0	0
Gomez	1	0-1	0-1	0-0	0	0	0	0	0	0	0	0	0
Andrews	13	2-6	0-1	4-4	0	2	2	2	1	1	0	1	8
Pongonis	14	1-3	0-0	0-0	1	3	4	1	0	0	1	1	2
Team					1	1	2						
Totals	200	23-62	9-25	9-14	8	22	30	20	10	12	2	11	64

LSU	Min.	FG-A	3PT	FT-A	OR	DR	TR	F	A	TO	B	S	Pts.
Boykin, f	14	1-5	0-0	0-0	3	0	3	0	0	0	0	0	2
Plaisance, f	25	6-14	1-3	2-2	3	4	7	1	2	2	1	0	15
Moncrief, g	19	4-8	0-0	1-2	2	4	6	2	0	2	0	0	9
Harden, g	36	5-15	3-10	6-7	1	4	5	1	2	2	0	5	19
Ballard, g	30	6-11	0-0	0-0	4	5	9	3	7	4	0	2	12
Pedersen	16	2-2	0-0	2-2	0	3	3	2	1	1	0	0	6
Kenney	17	0-2	0-2	0-1	0	5	5	1	2	1	0	0	0
Rhodes	7	1-1	0-0	1-1	1	1	2	1	0	1	0	1	3
Hill	21	1-1	0-0	3-4	0	0	0	5	1	0	0	1	5
McKinney	15	4-6	0-0	1-3	3	1	4	1	1	1	1	0	9
Team					0	6	6						
Totals	200	22-59	2-12	14-22	18	29	47	18	13	15	1	4	60

Halftime: LSU, 33-27 **Deadball Rebounds:** Saint Joseph's, 3-2
Attendance: 2,623 **Officials:** Koch, Marsh, Gallien
FG %: Saint Joseph's - 37.1%, LSU - 46.2%
3-PT FG %: Saint Joseph's - 36.0%, LSU - 26.7%
FT %: Saint Joseph's - 64.3%, LSU - 72.7%





2013-14 SAINT JOSEPH'S BASKETBALL NOTES - PAGE 15

Game 3 • November 15, 2013 • Koch Center Saint Joseph's - 81, Wichita State - 73

Game 4 • November 20, 2013 • Hagan Arena Saint Joseph's - 70, Drexel - 52

Trailing by as many as 16 points in the second half, Saint Joseph's forced overtime in the final moment and went on to defeat Wichita State, 81-73, in overtime.

Down 47-31 at the 12 minute mark, the Hawks fought back to make it a 69-63 game in the final minute. A free throw by **Natasha Cloud** and a pair of missed free throws at the other end by Michaela Dapprich gave the Hawks the ball with 18 seconds remaining.

On the ensuing play, **Erin Shields** was fouled on a three-point attempt and calmly made all three free throws to bring the Hawks within a basket, 69-67, with 11 seconds remaining.

Off the inbounds, the Hawks trapped Wichita State's Alex Harden at midcourt, allowing SJU's **Lisanne de Jonge** to steal the ball and pass to teammate **Ciara Andrews**. With the final seconds ticking away, Andrews drove up the left wing and layed in the game-tying basket with 1.5 seconds to go.

Tied at 69-69 to start overtime, Saint Joseph's fell behind early, 73-71, on a three-pointer by Marissa Preston less than two minutes in.

From there though, Saint Joseph's took control. A pair of Cloud free throws tied the game at 73-73, while a midcourt steal and layup by de Jonge gave the Hawks the lead for good, 75-73, at 2:35.

Andrews, Shields and Cloud would combine to go 6-for-6 from the foul line from there, while Saint Joseph's defense held the Shockers to 0-for-7 from the floor to close out the extra frame.

Saint Joseph's	Min.	FG-A	3PT	FT-A	OR	DR	TR	F	A	TO	B	S	Pts.
Gotfrida, f	29	5-6	0-0	1-2	2	2	4	5	0	3	1	0	11
Berger, f	29	4-9	1-3	0-0	0	4	4	4	0	2	0	0	9
Fairbanks, f	34	6-9	0-0	6-10	4	5	9	5	0	1	2	0	18
Shields, g	40	1-8	1-6	7-7	0	1	1	2	2	2	0	1	10
Cloud, g	39	4-13	0-3	7-9	0	11	11	4	9	1	1	2	15
de Jonge	3	1-1	0-0	0-0	0	0	0	0	0	0	1	2	2
Fitzpatrick	3	0-2	0-2	0-0	0	0	0	1	0	0	0	0	0
Gomez	12	1-3	0-1	0-0	0	3	3	1	1	1	0	0	2
Andrews	21	3-6	1-2	5-6	2	2	4	2	2	4	0	3	12
Pongonis	15	1-4	0-0	0-0	2	1	3	5	1	1	1	0	2
Team					6	0	6			3			
Totals	225	26-61	3-17	26-34	16	29	45	29	15	18	6	8	81

Wichita State	Min.	FG-A	3PT	FT-A	OR	DR	TR	F	A	TO	B	S	Pts.
Bonner, g	34	5-10	0-1	2-5	1	2	3	5	1	3	0	2	12
Harden, g	44	4-11	0-1	7-10	4	5	9	4	7	2	1	1	15
Jacobs, f	22	2-4	0-0	1-2	1	2	3	5	2	2	3	2	5
Price, f	34	6-10	0-0	2-5	2	6	8	5	1	5	0	1	14
Dapprich, Mi., f	17	1-5	1-3	7-12	0	0	0	2	1	1	1	0	10
Agnello	30	3-6	0-0	0-2	1	2	3	2	3	0	0	1	6
Decker	35	1-5	1-4	5-5	1	3	4	0	0	4	0	1	8
Preston	5	1-2	1-2	0-0	0	0	0	1	0	0	0	0	3
Chapel	4	0-0	0-0	0-0	0	0	0	2	0	1	0	0	0
Dapprich, Mo.	0+	0-0	0-0	0-0	0	0	0	0	0	0	0	0	0
Team					1	2	3						
Totals	200	23-53	3-11	24-41	11	22	33	26	15	18	5	8	73

Halftime: Wichita State, 30-23 **Deadball Rebounds:** Wichita State, 7-5
Attendance: 1,970 **Officials:** Knight, Marshall, Kramer
FG %: Saint Joseph's - 42.6%, Wichita State - 43.4%
3-PT FG %: Saint Joseph's - 17.6%, Wichita State - 27.3%
FT %: Saint Joseph's - 76.5%, Wichita State - 58.5%

Leading for a majority of the game, Saint Joseph's downed Drexel, 70-52. The Hawks shot 54.2 percent and got a career-high 21 points from **Sarah Fairbanks**.

After a back-and-forth opening seven minutes, Saint Joseph's found itself down by one, 13-12, to the Dragons. From there though, the Hawks took control of the game, using an 11-0 run to open a 23-13 advantage on a pair of free throws by **Jessica Pongonis** at 9:41.

Saint Joseph's lead would swell to as many as 15 before entering halftime ahead 37-26. The Hawks, who led for just the second time this year at the half, shot 57.7 percent from the floor in the opening stanza (15-of-26) as Fairbanks scored 13 of the team's first 17 points.

In the second half, the Hawks would continue to hold Drexel at a double-digit distance, never allowing the Dragons to come closer than 10 points, while SJU opened its lead to as many as 19 three times in the final five minutes.

Drexel	Min.	FG-A	3PT	FT-A	OR	DR	TR	F	A	TO	B	S	Pts.
Redick, f	14	1-1	0-0	0-0	0	0	0	2	1	2	0	0	2
Curran, f	29	5-13	0-1	2-2	5	2	7	2	0	1	1	1	12
Creighton, g	33	1-4	0-3	2-6	0	1	1	3	5	1	0	0	4
Pearson, g	23	2-6	2-5	2-2	0	3	3	0	1	0	0	0	8
Flanagan, g	35	3-6	1-2	0-0	3	1	4	2	3	0	0	0	7
Thierolf	1	0-0	0-0	0-0	0	0	0	0	0	0	0	0	0
Alexander	23	2-9	0-0	4-4	2	1	3	1	0	3	0	1	8
Smith	16	1-7	0-1	0-0	0	1	1	1	1	2	0	1	2
Schluth	26	4-5	0-0	1-3	1	3	4	4	1	2	0	2	9
Team					0	5	5			1			
Totals	200	19-51	3-12	11-17	11	17	28	15	12	12	1	5	52

Saint Joseph's	Min.	FG-A	3PT	FT-A	OR	DR	TR	F	A	TO	B	S	Pts.
Gotfrida, f	28	3-7	0-1	2-2	1	5	6	0	2	1	0	0	8
Berger, f	37	3-8	0-1	0-0	0	6	6	1	1	1	1	0	6
Fairbanks, f	32	9-12	0-0	3-3	3	3	6	5	1	1	0	0	21
Shields, g	36	2-5	2-5	2-2	0	3	3	2	4	2	0	1	8
Cloud, g	27	6-11	0-2	1-1	0	3	3	4	3	4	0	2	13
de Jonge	13	0-0	0-0	0-0	0	0	0	2	0	0	0	0	0
Fitzpatrick	1	0-1	0-1	0-0	0	1	1	0	0	0	0	0	0
Gomez	2	0-0	0-0	0-0	0	0	0	0	0	0	0	0	0
Andrews	10	2-2	0-0	3-3	0	1	1	2	1	2	0	0	7
Pongonis	14	1-2	0-0	5-6	2	1	3	0	1	1	0	1	7
Team					0	1	1						
Totals	200	26-48	2-10	16-17	6	24	30	16	13	12	1	4	70

Halftime: Saint Joseph's, 37-26 **Deadball Rebounds:** Drexel, 3-0
Attendance: 1,251 **Officials:** DePaul, Sparrock, Peterkinn
FG %: Saint Joseph's - 54.1%, Drexel - 37.3%
3-PT FG %: Saint Joseph's - 20.0%, Drexel - 25.0%
FT %: Saint Joseph's - 94.1%, Drexel - 64.7%





Team Superlatives

CATEGORY	SAINT JOSEPH'S MOST	SAINT JOSEPH'S LEAST	OPPONENT'S MOST	OPPONENTS' LEAST
Total Points	85, vs. Mount St. Mary's, 11/8/13	64, at LSU, 11/10/13	80, by LSU, 11/10/13	52, by Drexel, 11/20/13
1st Half Points	41, vs. Mount St. Mary's, 11/8/13	23, at Wichita State, 11/15/13	40, by LSU, 11/10/13	26, by Drexel, 11/20/13
2nd Half Points	46, at Wichita State, 11/15/13	29, vs. Mount St. Mary's, 11/8/13	40, by LSU, 11/10/13	26, by Drexel, 11/20/13
Overtime Points	12, at Wichita State, 11/15/13	12, at Wichita State, 11/15/13	4, by Wichita State, 11/15/13	4, by Wichita State, 11/15/13
Field Goals	27, vs. Mount St. Mary's, 11/8/13	23, at LSU, 11/10/13	30, by LSU, 11/10/13	18, by Mount St. Mary's, 11/8/13
Field Goal Att.	62, at LSU, 11/10/13	48, vs. Drexel, 11/20/13	65, by LSU, 11/10/13	50, by Mount St. Mary's, 11/8/13
Field Goal Pct.	.542, vs. Drexel, 11/20/13	.371, at LSU, 11/10/13	.462, by LSU, 11/10/13	.360, by Mount St. Mary's, 11/8/13
3 Point FG	9, at LSU, 11/10/13	2, vs. Drexel, 11/20/13	5, by Mount St. Mary's, 11/8/13	3, 2x, last by Drexel, 11/20/13
3 Point Att.	25, at LSU, 11/10/13	10, vs. Drexel, 11/20/13	20, by Mount St. Mary's, 11/8/13	11, by Wichita State, 11/15/13
3 Point Pct.	.360, at LSU, 11/10/13	.176, at Wichita State, 11/15/13	.267, by LSU, 11/10/13	.250, 2x, last by Drexel, 11/20/13
Free Throws	26, 2x, last at Wichita State, 11/15/13	9, at LSU, 11/10/13	24, by Wichita State, 11/15/13	11, by Drexel, 11/20/13
Free Throw Att.	34, at Wichita State, 11/15/13	14, at LSU, 11/10/13	41, by Wichita State, 11/15/13	17, by Wichita State, 11/15/13
Free Throw Pct.	.941, vs. Drexel, 11/20/13	.643, at LSU, 11/10/13	.727, by LSU, 11/10/13	.585, by Wichita State, 11/15/13
Offensive Rebs.	16, at Wichita State, 11/15/13	6, vs. Drexel, 11/20/13	17, by LSU, 11/10/13	11, 3x, last by Drexel, 11/20/13
Defensive Rebs.	29, at Wichita State, 11/15/13	22, at LSU, 11/10/13	33, by LSU, 11/10/13	14, by Mount St. Mary's, 11/8/13
Total Rebs.	45, at Wichita State, 11/15/13	30, 2x, last vs. Drexel, 11/20/13	50, by LSU, 11/10/13	25, by Mount St. Mary's, 11/8/13
Personal Fouls	29, at Wichita State, 11/15/13	16, vs. Drexel, 11/20/13	26, by Wichita State, 11/15/13	15, by Drexel, 11/20/13
Assists	16, vs. Mount St. Mary's, 11/8/13	10, at LSU, 11/10/13	16, by LSU, 11/10/13	7, by Mount St. Mary's, 11/8/13
Turnovers	18, at Wichita State, 11/15/13	12, 3x, last vs. Drexel, 11/20/13	18, by Wichita State, 11/15/13	12, by Drexel, 11/20/13
Blocked Shots	6, 2x, last at Wichita State, 11/15/13	1, vs. Drexel, 11/20/13	5, by Wichita State, 11/15/13	1, by Drexel, 11/20/13
Steals	11, at LSU, 11/10/13	4, vs. Drexel, 11/20/13	9, by LSU, 11/10/13	4, by Mount St. Mary's, 11/8/13

Individual Superlatives

CATEGORY	SAINT JOSEPH'S MOST	OPPONENT'S MOST
Points	23, by Erin Shields at LSU, 11/10/13	21, by Sydney Henderson of Mount St. Mary's, 11/8/13
Field Goals	9, by Sarah Fairbanks vs. Drexel, 11/20/13	8, by Sydney Henderson of Mount St. Mary's, 11/8/13
Field Goal Att.	16, by Erin Shields at LSU, 11/10/13	15, 2x, last by DaShawn Harden of LSU, 11/10/13
Field Goal Pct. *	.833 (5-6), by Ilze Gotfrida at Wichita State, 11/15/13	.667 (4-6), by Shanece McKinney of LSU, 11/10/13
3 Point FG	7, by Erin Shields at LSU, 11/10/13	3, by DaShawn Harden of LSU, 11/10/13
3 Point Att.	12, by Erin Shields at LSU, 11/10/13	10, by DaShawn Harden of LSU, 11/10/13
3 Point Pct. #	.583 (7-12), by Erin Shields at LSU, 11/10/13	.400 (2-5), 2x, last by Rachel Pearson of Drexel, 11/20/13
Free Throws	8, 2x, last by Andrews and Berger vs. Mount St. Mary's, 11/8/13	6, by DaShawn Harden of LSU, 11/10/13
Free Throw Att.	10, by Sarah Fairbanks at Wichita State, 11/15/13	7, by DaShawn Harden of LSU, 11/10/13
Free Throw Pct. #	1.000 (8-8), 2x, last by Andrews and Berger vs. Mount St. Mary's, 11/8/13	1.000 (4-4), 2x, last by Carrie Alexander of Drexel, 11/20/13
Offensive Rebs.	4, by Sarah Fairbanks at Wichita State, 11/15/13	5, by Sarah Curran of Drexel, 11/20/13
Defensive Rebs.	11, by Natasha Cloud at Wichita State, 11/15/13	5, by Danielle Ballard of LSU, 11/10/13
Total Rebs.	11, by Natasha Cloud at Wichita State, 11/15/13	9, by Danielle Ballard of LSU, 11/10/13
Assists	9, by Natasha Cloud at Wichita State, 11/15/13	7, by Danielle Ballard of LSU, 11/10/13
Turnovers	5, by Natasha Cloud vs. Mount St. Mary's, 11/8/13	4, by Danielle Ballard of LSU, 11/10/13
Blocked Shots	2, 2x, last by Sarah Fairbanks at Wichita State, 11/15/13	2, by Rachel Mathews of Mount St. Mary's, 11/8/13
Steals	4, by Natasha Cloud at LSU, 11/10/13	5, by DaShawn Harden of LSU, 11/10/13
Minutes	40, by Erin Shields at Wichita State, 11/15/13	36, by DaShawn Harden of LSU, 11/10/13

* - Minimum of five attempts; # - Minimum of three attempts





GAME-BY-GAME STATISTICAL LEADERS

DATE	OPPONENT	SCORE	W/L	ATT	HIGH POINTS	HIGH REBOUNDS	HIGH ASSISTS	HIGH STEALS
Nov. 8 ^	Mount St. Mary's	.85-57	W	1,523	Fairbanks . . .17	Berger/Fairbanks .5	Cloud5	Andrews/Fairbanks .2
Nov. 10 ^	LSU	.64-80	L	2,623	Shields23	Fairbanks9	Cloud6	Cloud4
Nov. 15 ^	Wichita State	.81-73	W-OT	1,970	Fairbanks . . .18	Cloud11	Cloud9	Andrews3
Nov. 20	Drexel	.70-52	W	1,251	Fairbanks . . .21	Three tied at6	Shields4	Cloud2
Nov. 23	Liberty							
Nov. 26	Princeton							
Dec 1	Quinnipiac							
Dec. 4 #	Temple							
Dec. 7 #	Villanova							
Dec. 10	Hofstra							
Dec. 21	Syracuse							
Dec. 29	Florida Gulf Coast							
Jan. 2 *	Richmond							
Jan. 5 *	George Washington							
Jan. 8 *	Rhode Island							
Jan. 12 *	VCU							
Jan. 17 #	Penn							
Jan. 19*#	La Salle							
Jan. 22 *	George Washington							
Jan. 26 *	Dayton							
Jan. 29 *	Saint Louis							
Feb. 1 *	VCU							
Feb. 5 *	St. Bonaventure							
Feb. 12 *	La Salle							
Feb. 15 *	George Mason							
Feb. 18 *	Duquesne							
Feb. 23 *	Dayton							
Feb. 27 *	Massachusetts							
Mar. 2 *	Fordham							

^ – Preseason WNIT game; * – Atlantic 10 game; # – Big 5 game; ** - Atlantic 10 Championship

GAMES AS HIGH SCORER: Fairbanks - 3, Shields - 1

GAMES AS HIGH REBOUNDER: Fairbanks - 4, Berger - 3, Cloud - 1, Gotfrida - 1

GAMES SCORING DOUBLE FIGURES: Fairbanks - 4, Shields - 3, Andrews - 2, Cloud - 3, Berger - 1, Gotfrida - 1, Pongonis - 1

GAMES REBOUNDING DOUBLE FIGURES: Cloud - 1

GAMES SCORING 20 OR MORE POINTS: Fairbanks - 1, Shields - 1

GAMES POSTING A DOUBLE-DOUBLE: Cloud - 1

HAWKS BY THE NUMBERS

2-0	at home	3-1	when committing 15 or fewer turnovers
1-1	on the road	1-0	when committing more than 15 turnovers
0-0	at a neutral site	2-0	when forcing more than 15 opponent turnovers
3-1	in November	1-1	when forcing 15 or fewer turnovers
0-0	in December	0-0	when scoring 50 or fewer points
0-0	in January	0-0	when scoring 50-59 points
0-0	in February	0-1	when scoring 60-69 points
0-0	in March	1-0	when scoring 70-79 points
2-0	when leading at halftime	2-0	When scoring 80 points or higher
1-1	when trailing at halftime		
0-0	when tied at halftime		
3-0	when outrebounding the opponent		
0-1	when outrebounded		
3-0	when shooting 40% or higher		
0-1	when shooting under 40%		
1-1	when opponent shoots 40% or higher		
2-0	when opponent shoots under 40%		
3-0	when making more free throws than the opponent		

MISCELLANEOUS STATS

Largest Winning Margin 28, vs. Mount St. Mary's 11/8/13
 Largest Lead in a Game 30, vs. Mount St. Mary's 11/8/13

MARGIN OF VICTORY

1 to 9 points: 1
 10-19 points: 1
 20 or more points: 1





Saint Joseph's Combined Team Statistics (as of Nov 20, 2013)
All games



RECORD:	OVERALL	HOME	AWAY	NEUTRAL
ALL GAMES	3-1	2-0	1-1	0-0
CONFERENCE	0-0	0-0	0-0	0-0
NON-CONFERENCE	3-1	2-0	1-1	0-0

#	Player	gp-gs	min	avg	Total		3-Point		F-Throw		Rebounds				pf	dq	a	to	blk	stl	pts	avg	
					fg-fga	fg%	3fg-fga	3fg%	ft-fta	ft%	off	def	tot	avg									
41	FAIRBANKS, Sarah	4-4	129	32.2	27-43	.628	0-2	.000	13-19	.684	13	16	29	7.3	16	2	4	6	4	4	67	16.8	
03	SHIELDS, Erin	4-4	143	35.8	16-38	.421	13-29	.448	11-11	1.000	0	6	6	1.5	7	0	8	7	1	4	56	14.0	
04	CLOUD, Natasha	4-4	132	33.0	17-39	.436	2-11	.182	10-15	.667	2	20	22	5.5	14	0	23	14	2	9	46	11.5	
21	ANDREWS, Ciara	4-0	58	14.5	8-18	.444	1-3	.333	20-21	.952	2	9	11	2.8	8	0	6	8	0	6	37	9.3	
34	BERGER, Kelsey	4-4	130	32.5	12-33	.364	2-11	.182	8-8	1.000	4	15	19	4.8	13	1	3	4	2	1	34	8.5	
01	GOTFRIDA, Ilze	4-4	102	25.5	11-24	.458	0-1	.000	5-8	.625	4	10	14	3.5	12	1	4	7	1	1	27	6.8	
22	PONGONIS, Jessica	4-0	63	15.8	6-14	.429	0-2	.000	9-12	.750	5	8	13	3.3	8	1	3	3	3	2	21	5.3	
20	GOMEZ, Geena	4-0	23	5.8	3-8	.375	0-3	.000	1-2	.500	0	3	3	0.8	2	0	1	1	0	0	7	1.8	
11	DE JONGE, Lisanne	4-0	34	8.5	2-3	.667	1-1	1.000	0-0	.000	2	4	6	1.5	4	0	0	1	2	2	5	1.3	
15	FITZPATRICK, Kathlee	4-0	11	2.8	0-4	.000	0-3	.000	0-0	.000	2	1	3	0.8	3	0	2	0	0	0	0	0.0	
Team											10	8	18					3					
Total.....		4	825		102-224	.455	19-66	.288	77-96	.802	44	100	144	36.0	87	5	54	54	15	29	300	75.0	
Opponents.....		4	825		90-219	.411	15-58	.259	67-104	.644	50	86	136	34.0	82	-	50	61	10	26	262	65.5	

TEAM STATISTICS	SJU	OPP	Date	Opponent	Score	Att.
SCORING	300	262	11/08/13	MOUNT ST. MARY'S	W 85-57	1523
Points per game	75.0	65.5	11/10/13	at LSU	L 64-80	2623
Scoring margin	+9.5	-	11/15/13	at Wichita State	Wot 81-73	1970
FIELD GOALS-ATT	102-224	90-219	11/20/13	DREXEL	W 70-52	1251
Field goal pct	.455	.411	* - Conference game			
3 POINT FG-ATT	19-66	15-58				
3-point FG pct	.288	.259				
3-pt FG made per game	4.8	3.8				
FREE THROWS-ATT	77-96	67-104				
Free throw pct	.802	.644				
F-Throws made per game	19.3	16.8				
REBOUNDS	144	136				
Rebounds per game	36.0	34.0				
Rebounding margin	+2.0	-				
ASSISTS	54	50				
Assists per game	13.5	12.5				
TURNOVERS	54	61				
Turnovers per game	13.5	15.3				
Turnover margin	+1.8	-				
Assist/turnover ratio	1.0	0.8				
STEALS	29	26				
Steals per game	7.3	6.5				
BLOCKS	15	10				
Blocks per game	3.8	2.5				
ATTENDANCE	2774	4593				
Home games-Avg/Game	2-1387	2-2296				
Neutral site-Avg/Game	-	0-0				

Score by Periods	1st	2nd	OT	Totals
Saint Joseph's	136	152	12	300
Opponents	124	134	4	262





1 - Ilze Gotfrida
Sr. • Forward • 6-0




#2 - Mackenzie Rule
Fr. • Guard • 5-6



#3 - Erin Shields
Sr. • Guard • 5-6




#4 - Natasha Cloud
Jr. • Guard • 6-0



11 - Lisanne de Jonge
Fr. • Guard • 5-11



#13 - Ashley Robinson
R-Jr. • Forward • 6-2



15 - Kathleen Fitzpatrick
Fr. • Guard • 5-9



20 - Geena Gomez
Fr. • Guard • 5-8



#21 - Ciara Andrews
So. • Guard • 5-9



#22 - Jessica Pongonis
Fr. • Forward • 6-1



#23 - Jordan Strode
So. • Guard • 5-8



#34 - Kelsey Berger
Sr. • Guard • 5-11



#41 - Sarah Fairbanks
So. • Forward • 6-1



Cindy Griffin
Head Coach



Susan Moran
Associate Head Coach




Stephanie McCaffrey
Assistant Coach



Jada Pierce
Assistant Coach



Katie Gardler
Dir. of Basketball Operations



Chris Koclanes
Video Coordinator

