

# SAN JOSÉ STATE SPARTANS BASEBALL

Men's Baseball Contact: Brock Hart [brock.hart@sjsu.edu] 661-877-7140

## SCHEDULE/RESULTS (6-6, 0-2 MW)

DATE	OPPONENT	RESULTS/TIME
Feb. 16	Northern Colorado (MWN)	W, 7-4
17	Northern Colorado	L, 12-7
17	Northern Colorado	W, 11-10
18	Northern Colorado (MWN)	L, 6-5
20	Santa Clara (MWN)	L, 4-1
24	at San Francisco	L, 10-0
25	vs Sacramento State#	W, 5-4
25	at San Francisco	W, 6-1
27	Cal Poly (MWN)	W, 7-4
Mar. 3	San Diego State*	postponed
3	San Diego State* (MWN)	L, 7-2
4	San Diego State* (MWN)	L, 11-1
5	Utah	W, 9-6
9	at Nevada*	1:00 p.m.
10	at Nevada*	1:00 p.m.
11	at Nevada*	12:00 p.m.
13	Pacific (MWN)	5:00 p.m.
16	Fresno State* (MWN)	6:00 p.m.
17	Fresno State*	3:00 p.m.
18	Fresno State* (MWN)	12:00 p.m.
19	Dartmouth (MWN)	3:00 p.m.
23	at UC Santa Barbara	3:00 p.m.
24	at UC Santa Barbara	2:00 p.m.
25	at UC Santa Barbara	1:00 p.m.
27	Saint Mary's (Calif.) (MWN)	5:00 p.m.
29	at Air Force*	12:00 p.m.
30	at Air Force*	12:00 p.m.
31	at Air Force*	11:00 a.m.
Apr. 3	at UC Davis	2:30 p.m.
6	Nevada* (MWN)	6:00 p.m.
7	Nevada* (MWN)	3:00 p.m.
8	Nevada* (MWN)	12:00 p.m.
10	at Santa Clara	6:00 p.m.
13	at Fresno State*	6:05 p.m.
14	at Fresno State*	6:05 p.m.
15	at Fresno State*	1:05 p.m.
17	San Francisco (MWN)	5:00 p.m.
20	at UC Riverside	6:00 p.m.
21	at UC Riverside	6:00 p.m.
22	at UC Riverside	1:00 p.m.
27	New Mexico* (MWN)	6:00 p.m.
28	New Mexico*	3:00 p.m.
29	New Mexico* (MWN)	12:00 p.m.
May. 1	at Pacific	6:00 p.m.
4	at UNLV*	6:05 p.m.
5	at UNLV*	2:05 p.m.
6	at UNLV*	1:05 p.m.
9	at Cal Poly	6:00 p.m.
11	at San Diego State*	6:00 p.m.
12	at San Diego State*	6:00 p.m.
13	at San Diego State*	1:00 p.m.
15	at Saint Mary's (Calif.)	3:00 p.m.
17	Air Force (MWN)	7:00 p.m.
18	Air Force (MWN)	6:00 p.m.
19	Air Force (MWN)	12:00 p.m.
23-26	Mountain West Tournament	TBA

All Times Local To Site

\* - Mountain West Game

# - Neutral game played in San Francisco

Home Games in **Bold**

MWN - Mountain West Network

## SAN JOSÉ STATE SPARTANS (6-6) VS NEVADA (5-5) RENO, NEV. | DON WEIR FIELD AT PECCOLE PARK

Friday March 9 • 1:00 p.m. (PT)

Saturday, March 10 • 1:00 p.m. (PT)

Sunday, March 11 • 1:00 p.m. (PT)

## SAN JOSÉ STATE SPARTANS



Interim Head Coach ..... Brad Sanfilippo

2018 Record ..... 6-6, 0-2 MW

### 2018 HITTING LEADERS

Batting Avg. .... Brett Bautista (.500)

At Bats ..... Chris Williams (47)

Hits ..... Chris Williams (15)

Home runs ..... Kyle Morrison/Shane Timmons (1)

Runs ..... Chris Williams (11)

RBI ..... Shane Timmons (10)

### 2018 PITCHING LEADERS

Wins ..... Cameron Keup (2)

Strikeouts ..... Andrew Mitchel (16)

Appearances ..... Andrew Mitchel (6)

Innings Played ..... Nick Morales (14.2)

## NEVADA WOLF PACK



Head Coach ..... T.J. Bruce (3rd season)

2018 Record ..... 5-5, 2-1 MW

### 2018 HITTING LEADERS

Batting Avg. .... Grant Fennell (.405)

At Bats . Grant Fennell/ Weston Hatten (42)

Hits ..... Grant Fennell (17)

Home runs ..... Joshua Zamora (2)

Runs... Grant Fennell, Mike Echavia, Weston

..... Hatten, Daniel Perry (8)

RBI ..... Grant Fennell, Mike Echavia, Weston Hatten (7)

### 2018 PITCHING LEADERS

Wins ..... Jake Jackson (2)

Strikeouts ..... Jake Jackson (27)

Appearances ..... Ryan Anderson (6)

Innings Played ... Mark Nowaczewski (21.0)

## THE ROAD SO FAR...

The Spartans begin their 2018 season under the direction of interim head coach Brad Sanfilippo. The team has posted a 6-6 record through its 12 games this season. The Spartans are 0-2 in the Mountain West heading to Reno.

The Spartan offense is currently led by the two hot bats in Kyle Morrison and Brett Bautista. Bautista has a .500 batting average through seven games this season. In those seven games Bautista has four-three hit games.

The team has picked up wins against Northern Colorado, Sacramento State, San Francisco, Cal Poly, and Utah.



NBC Sports Radio  
94.1 fm/1450 am



@SJSUbaseball  
@SJSUathletics

SPARTAN  
BASEBALL



# SPARTAN Notes

## POSSIBLE STARTING LINEUP

POS.	PLAYER	YR.
C	Johnny Mendoza	SO.
1B	Shane Timmons	SR.
2B	Sawyer Pittman	JR.
3B	David Campbell	SR.
SS	Aaron Pleschner	JR.
LF	Brett Bautista	SR.
CF	Kellen Strahm	SO.
RF	Chris Williams	SR.
DH	Kyle Morrison	SR.

## POSSIBLE STARTING PITCHERS

POS.	PLAYER	YR.
RHP	Jake Swiech	SR.
RHP	Josh Goldberg	SR.
RHP	Fineas Del Bonta-Smith	JR.
RHP	Nicholas Morales	FR.

## RELIEVERS

POS.	PLAYER	YR.
RHP	Josh Zanger	SO.
LHP	Zach Wallace	JR.
RHP	Tevin Cadola	JR.
RHP	Cameron Keup	SR.
RHP	Travis Sanders	JR.
LHP	Brandon Ross	FR.
RHP	Justin Watland	JR.
LHP	Connor Konishi	FR.
RHP	Anders Davidson	SO.

## 2018 MOUNTAIN WEST STANDINGS

TEAM	MOUNTAIN WEST				OVERALL			
	W	L	T	PCT	W	L	T	PCT
UNLV	3	0	0	1.000	11	2	0	.846
San Diego State	2	0	0	1.000	8	4	0	.667
Nevada	2	1	0	.667	5	6	0	.455
New Mexico	1	2	0	.333	5	5	1	.455
Fresno State	0	3	0	.000	9	5	0	.643
San José State	0	2	0	.000	6	6	0	.500
Air Force	0	0	0	.000	3	8	0	.273

## LAST TIME OUT

The San José State baseball (6-6) team defeated PAC-12 opponent Utah, 9-6 in eight innings, Monday afternoon at Municipal Stadium to get back to .500 on the season. The Spartans set a season high 16 hits against the Utes.

Chris Williams had a career day going 4-for-5, scoring three runs, and recording an RBI. He also set a single game career high in doubles with two.

The game swung in San José State's favor in the fifth inning when the Spartans scored five runs on six hits for an 8-2 lead.

In the Spartans' fifth, lead-off hitter Kellen Strahm (1-for-4, R, RBI) recorded his first triple of the season. Brett Bautista (3-for-5, R, RBI) singled to center field and drove home Strahm for a 4-2 lead. Chris Williams doubled to left center sending Bautista home. David Campbell (2-for-5, R, 2RBI) hit a two-RBI single to left field to bring home Williams and Shane Timmons (1-for-5, R). The last run scored when Strahm was hit by a pitch with bases loaded forcing home Aaron Pleschner (1-for-3, R).

Cameron Keup (2-0) picked up his second win of the season pitching just 0.2 innings. He came on in the fifth inning with the Spartans ahead, 3-2, two runners on and one out. Keup induced Utah's clean-up batter Rykker Tom to ground into an inning-ending double play ending the Ute's best chance to take the lead.

Wesley Clawson (0-1) picked up his third save of the season after he entered the game to open the eighth inning. Clawson gave up two singles and a walk to load the bases, but he struck out Utah's Tom to end the Utes' scoring threat and seal the victory for the Spartans.

## PITCHING STAFF

This season, the eight Spartan newcomers that have pitched on the roster have accounted for 70 of the 97 strikeouts this season. They have also recorded three of the teams six wins. In the Spartans last three wins, the San José State pitchers have held 6 of 41 runners in scoring position.

## POSSIBLE STARTERS FOR GAME

### FRIDAY

(RHP) Josh Goldberg (1-0)

### SATURDAY

(LHP) Andrew Mitchel (1-0)

### SUNDAY

(RHP) Nicholas Morales (1-1)

## NEVADA

**Overview:** The Pack is 2-1 and in third place in the Mountain West this season under third year head coach T.J. Bruce. The team picked up two wins on the road in New Mexico with scores of 9-5 and 13-8.

**Last time out:** Nevada last faced off at Pacific where the team lost 10-9 in extra innings. At the top of Nevada's 11th, three players scored to give The Pack a 9-6 lead. In the bottom of the 11th however, Pacific scored four times to win the game 10-9. The last run was scored on a throwing error to homeplate.



# SPARTAN Notes

## 2018 AWARDS/HONORS

2018 All-Mountain West Preseason Team ..... Shane Timmons

## 2017 AWARDS/HONORS

2017 All-Mountain West Second Team ..Shane Timmons (INF)

2017 Mountain West Scholar Athlete ..... Cameron Keup (P)

Academic All-Mountain West ..... David Campbell (INF)

..... Cameron Keup (P)

..... Kyle Morrison (INF)

..... Zach Wallace (P)

## SERIES HISTORY: SAN DIEGO STATE

The Spartans are ahead in the all-time series 91-82.

Five of the last six meetings between Nevada and the Spartans have been decided by one point.

### LAST 6 MEETINGS

4/15/17	AT NEVADA	L, 6-2
4/14/17	AT NEVADA	L, 5-4
4/13/17	AT NEVADA	W, 6-5
3/19/17	NEVADA	W, 6-5
3/18/17	NEVADA	W, 7-6
3/17/17	NEVADA	W, 6-5

## SPARTAN 2017 RECRUITING CLASS



## SAN JOSÉ STATE CAREER ALL-TIME HOME RUNS

1.	25	John Fagan	2000-01
2.	23	Robert Berns	1996-97
3.	21	Adam Shorsher	1999-02
4.	20	Kyle Bellows	2007-09
5.	19	Shane Timmons	2015-P.
6.	18	Brandon Macchi	1999-01
8.	16	Ryan Angel	2004-07

**Pitching:** The pitching staff is led by freshman Jake Jackson. The freshman has seen 19.1 innings this season and has a 2-0 record. Through four appearances and three starts, Jackson has 27 strikeouts and only three walks. He has an ERA of .47.

The team has a trio of pitchers that have seen 57.1 of the teams 95.1 innings this season. Jake Jackson, Dalton Gomez and Mark Nowaczewski have a combined ERA of 2.36 heading into their contest with the Spartans.

## FRESH FACES

This season, the Spartan baseball team features four fresh faces in the coaching staff: Interim head coach Brad Sanfilippo, assistant coach Tyler LaTorre, volunteer assistant coach Clay Cederquist, and volunteer assistant coach Michael Breen.

**Brad Sanfilippo** is making his second stint with the Spartans after serving two seasons as recruiting coordinator and third base coach during the 2013 & 14 seasons. Sanfilippo has coached more than 20 players into the MLB draft.

**Tyler LaTorre** comes to the Spartans after two seasons at San Francisco State as the team's pitching coach and recruiting coordinator. He brings nearly a decade of professional baseball experience to the San José State baseball team. LaTorre has helped players such as Tim Lincecum, Hunter Strickland, and 2014 World Series MVP Madison Bumgarner.

**Clay Cederquist** joins the Spartan squad after serving as head coach of the Dodge City A's summer collegiate baseball team. Currently he is an associate scout for the Miami Marlins. He is also the first base and hitting coach at American River Community College in Sacramento, California.

**Michael Breen** is a 2017 graduate of San José State. He started games at second base, third base, shortstop, right field, left field and designated hitter in his Spartan career. Breen was a three-time Academic All-Mountain West honoree.

## SHANE "TIMBO" TIMMONS

The three-time letter winner from Mission Viejo, California has started in 115 of the last 116 games for the Spartans. No San José State baseball player has more homers the last four seasons than Timmons with 19. He is currently fifth in all-time in home runs. The current record was set nearly 20 years ago by John Fagan with 25 home runs. The 2017 second team All-Mountain West first baseman finished in the top-10 in several MW conference categories: ninth in slugging percentage (.648), tied for seventh in triples (2), fifth in home runs (7), tied for sixth in hit by pitches (6), first in sacrifice flies (5) and tied for eighth in stolen bases (5).

He is the first Spartan to lead the team in batting average two consecutive seasons since Kevin Frandsen in 2003 and 2004 seasons. Frandsen would become a 12th round pick in the 2004 MLB Draft, and play nine seasons of major league baseball. He would later be inducted into the San José State Sports Hall of Fame in 2014.

## BAUTISTA IS BACK

After Bautista redshirted the 2017 season and played only 10 games of 2016, the senior returns to the Spartan lineup without missing a step. Bautista, who has not recorded a hit

## PROJECTED LINEUP

### C - #9 - Johnny Mendoza - Sophomore

2018 - GP-GS: 11-10 AVG: .214 HR: 0 RBI: 7

Returns his sophomore season as the only catcher on the team with division I experience. Leads team in hit by pitch with 4.

### 1B - #35 - Shane Timmons - Senior

2018 - GP-GS: 12-12 AVG: .244 HR: 1 RBI: 10

Most dependable hitter on the team in 2017. Leads team with 10 RBI's. Currently on a five game hit streak.

### 2B - #13 - Sawyer Pittman - Junior

2018 - GP-GS: 8-6 AVG: .273 HR: 0 RBI: 1

Has seen action in four straight games. Two multi hit games - Northern Colorado 2/18/18 and Cal Poly 2/27/18.

### 3B - #3 - David Campbell - Senior

2018 - GP-GS: 11-10 AVG: .250 HR: 0 RBI: 8

Recorded first multi-RBI game of season against Sacramento State. Started most games at third base this season. First multi hit game of the season against Utah 3/5/18 (2).

### SS - #11 - Aaron Pleschner - Junior

2018 - GP-GS: 12-12 AVG: .220 HR: 0 RBI: 1

Two three hit games against Northern Colorado on 2/17/18.

### LF - #1 - Brett Bautista - Senior

2018 - GP-GS: 7-7 AVG: .500 HR: 0 RBI: 7

Recorded two three hit games this season; Sacramento State and San Francisco on 2/25/18. Batting .500 through seven games. Four three hit games this season. Brings Spark of offense into Spartan lineup.

### CF - #4 - Kellen Strahm - Sophomore

2018 - GP-GS: 12-11 AVG: .158 HR: 0 RBI: 4

Leads team in walks with 9. On base percentage of .353. 3-3 in stolen bases. Led Mountain West in stolen bases in 2017 with 18.

### RF - #6 - Chris Williams - Senior

2018 - GP-GS: 12-12 AVG: .319 HR: 0 RBI: 7

Leading the Spartans in doubles with three. Hit first triple of the season against San Francisco on 2/25/18. Most at bats on team with 47. Had career day against Utah going 4-for-5, 3R, RBI, 2 doubles.

### DH - #24 - Kyle Morrison - Senior

2018 - GP-GS: 10-10 AVG: .308 HR: 1 RBI: 4

Leading the team in batting average. Hit his first career home run in second game of Northern Colorado series 2/17/18.

## PLAYER NOTES

### #5 Jason Dumont - FR

### #23 Jace Duty - JR

Recorded first career run and stolen base against San Francisco 2/25/18. First multi-RBI game (2) against Utah 3/5/18.

### #40 Hayden Houser - FR

### #44 Ruben Ibarra - FR

### #14 Sam Olsson - FR

Walked in first career at bat and scored a run. Hit first career double against San Francisco on 2/25/18.

### #25 Connor Konishi - FR

Has started three games this season. Batting .167 with six at bats. Saw action as pitcher against Utah 3/5/18.

### #2 Kent Burckle - JR

Spartan debut against Utah in the designated hitter spot. Recorded first hit and multi-RBI game (2) against the Utes 3/5/18.

## HITTERS HI/LO

### MULTI-HIT GAMES:

2-HITS: Chris Williams (3), Johnny Mendoza (2), Jace Duty, Santiago Cantu, Shane Timmons (2), Sawyer Pittman (2), Kyle Morrison, Aaron Pleschner, Brett Bautista (2), Kellen Strahm, David Campbell

3-HITS: Kyle Morrison (3), Aaron Pleschner (2), Brett Bautista (4)

4-HITS: Chris Williams, Jace Duty

5-HITS:

### MULTI-RBI GAMES:

2-RBI: Chris Williams (3), Kyle Morrison, Shane Timmons (2), Brett Bautista, David Campbell (2), Johnny Mendoza, Kent Burckle, Jace Duty

3-RBI: Johnny Mendoza, Shane Timmons, Brett Bautista

4-HITS:

5-HITS:

### HOME RUNS:

Solo: Kyle Morrison, Shane Timmons

2-R:

3-R:

GS:

MULTI-HR:

## PROBABLE STARTING PITCHERS

### RHP - #34 - Jake Swiech - Senior

2018 - APP-GS: 2-2 W-L: 0-1 ERA: 7.94 IP: 5.2 BB: 6 K: 3

Saw most action at the end of last season. Pitched six innings in five of last eight appearances. Last nine appearances were all starting assignments. Career game high strikeouts (5) came against Nevada on March 17.

### RHP - #32 - Josh Goldberg - Senior

2018 - APP-GS: 4-1 W-L: 1-0 ERA: 5.11 IP: 12.1 BB: 7 K: 12

Pitched a career game high 4.2 innings against Sacramento State on February 25. Did not allow a hit or run in the game. Pitched a career high six strikeouts against the Hornets.

### RHP - #19 - Fineas Del Bonta-Smith - Junior

2018 - APP-GS: 3-2 W-L: 0-1 ERA: 8.18 IP: 11.0 BB: 12 K: 12

First career start came against Northern Colorado on 2/17/18.

### RHP - #33 - Nicholas Morales- Freshman

2018 - APP-GS: 3-3 W-L: 1-1 ERA: 6.75 IP: 14.2 BB: 9 K: 13

Pitched more innings than any pitcher this season.

## RELIEVERS

### RHP - #16 - Tevin Cadola - Junior

2018 - APP-GS: 3-0 W-L: 0-0 ERA: 10.80 IP: 1.1 BB: 0 K: 3

Recorded two saves this season. Saved game against Northern Colorado striking out the last batter; Spartans won 11-10. Saved game against Sacramento State 2/25/18; Win 5-4

### RHP - #27 - Cameron Keup - Senior

2018 - APP-GS: 6-0 W-L: 2-0 ERA: 4.32 IP: 8.1 BB: 1 K: 2

Picked up first win of season on Feb 16 against Northern Colorado.

## FIRST YEAR PITCHERS

### #39 Walker Brinkman - FR

Picked up first career win against Northern Colorado on Feb. 17 2018. ERA of 5.59. Six strikeouts to eight walks. 1-0 this season.

### #12 Wesley Clawson - FR

Four appearances with one loss. ERA of 2.45. Leads Spartans with three saves; First save came against San Francisco 2/25/18, second against Cal Poly 2/27/18, third against Utah 3/5/18.

### #15 Jack Colette - FR

Three appearances; all as a pinch hitter.

### #20 Andrew Mitchel - JR

Most appearances this season by a Spartan pitcher with six. Most strikeouts on the team with 16 to nine walks. Picked up first win of season against Cal Poly on 2/27/18.

### #31 Brandon Ross - FR

First start came against Santa Clara. Retired 11 straight batters in the game. 8.0 innings played - 6.75 ERA.

### #30 Travis Sanders - JR

Has made two appearances this season. 1.2 innings played.

### #10 Frank Scalzo, Jr. - FR

First appearance came against San Diego State on 3/4/18.

### #41 Justin Watland - JR

Has made two appearances facing four batters.





# 17

## BRAD SANFILIPPO

Brad Sanfilippo, a former San Jose State assistant baseball coach, accepted the position of interim baseball head coach with the Spartans in January 2018.

Sanfilippo will be in charge of the Spartans during the time head coach Jason Hawkins is on leave.

Sanfilippo was an assistant coach at San Jose State in 2013 and 2014. He also was an assistant coach at the University of California for the 2010 through 2012 and the 2015 through 2017 seasons. Sanfilippo has seven seasons of head coaching experience leading Los Gatos (Calif.) High to league championships in 2005, 2006, 2007 and 2009 and one season at Willow Glen High in San Jose.

Sanfilippo coached 21 Golden Bear players that were drafted by major league teams. Four of them are currently on Major League rosters - Mark Canha (Oakland Athletics), Marcus Semien (Oakland Athletics), Andrew Knapp (Philadelphia Phillies), and Trevor Hildenberger (Minnesota Twins).

As a head coach, Los Gatos High won four El Camino League titles in six seasons and the 2006 and 2009 Central Coast Section (CCS) Division II championships. The 2006 team was the first Los Gatos High team to win a CCS baseball title and finished the season ranked 12th in the state.

The Wildcats were 139-51 during Sanfilippo's tenure. Following the 2009 season, Sanfilippo was inducted into the Los Gatos High School Hall of Fame.

Sanfilippo is a 1998 UC Davis graduate. He was a three-year starter on the Aggies baseball team and a team captain in 1998.

Sanfilippo and his wife, Colleen, reside in San Francisco.



# 8

## TYLER LATORRE

Tyler La Torre was named a San José State University's Assistant Baseball Coach in 2017. La Torre comes to San Jose after serving two seasons at San Francisco State. He was the team's pitching coach and recruiting coordinator.

La Torre brings nearly a decade of professional baseball experience to the Spartans. He began his professional career with the San Francisco Giants organization in 2006. He won a league championship with the 2007 Salem-Keizer Volcanoes, short-season Class A team in the Northwest League. In 2009, he won another league championship with the Class A San Jose Giants.

La Torre was the recipient of the 2008 Nettle Rappe "Good Guy" in the community Award. The honor is awarded to the San Jose Giants player who is exemplary on and off the field.

He participated in two major League spring trainings for the World Champion San Francisco Giants in 2011 & 2013.

Presently, La Torre is a catcher for the Italian National Team. The team competed in the 2013 World Baseball Classic, and won the 2012 European Championship.

La Torre received his Bachelors of Arts in communications, and a minor in education from UC Davis in 2006.

Tyler and his wife, Stacey, have a daughter named, Arabella, and reside in Aptos, California.



# 36

## CLAY CEDERQUIST

Clay Cederquist was named a San José State volunteer assistant coach in 2017.

While coaching the Spartans this season, Cederquist serves as an assistant coach at American River Community College. He is the team's outfield, first base coach, and hitting coach. He also aids the Miami Marlins as an Associate Scout.

Cederquist comes to the Spartans after serving as head coach of two different summer collegiate baseball teams the last two years. The Dodge City A's in 2017, and San Luis Obispo Blues in 2016.

In 2015 he was head coach of Nor Cal Baseball's 18 & under summer team as well as Director of Baseball Operations for Sacramento State.

Cederquist began his college baseball career in 2010 at Fresno State where he earned Pre-Season All-WAC. He finished the year as a WAC Champion with the sixth highest batting average in the Western Athletic Conference.

He transferred to Fresno City College his sophomore season, and was the team MVP in 2011. There he earned First Team All-Central Valley Conference.

He finished his collegiate baseball career with two seasons at Sacramento State. There he earned Academic All-WAC in 2014. Cederquist helped the Hornets to a WAC championship in 2014, and advanced to the NCAA Regionals that season.

Cederquist earned his Master of Arts degree in communication studies from Sacramento State in May of 2017.



# 29

## MICHAEL BREEN

Michael Breen was named a San José State volunteer assistant coach in February 2018.

As a volunteer assistant coach Breen has duties as the first base coach. He also coaches the infielders with positioning and with offensive development.

During the Fall of 2017 Breen served as a graduate assistant on the team. He helped with the day to day baseball operations and assisted with the teams social media platforms. He also helped with scholastic advising. In the semester Breen helped advise in, the team achieved a 3.0 overall GPA.

Breen is currently in his first year of graduate school pursuing a Masters Degree in Sports Management.

He earned his Bachelors of Arts degree in business administration with a concentration in marketing from San José State University in 2017.



## QUICK FACTS

Location .....	San Jose, CA 95192
Enrollment.....	32,773
Founded .....	1857
Affiliation .....	NCAA Division I
Conference.....	Mountain West
Nickname.....	Spartans
Colors .....	Gold, White, & Blue
President .....	Dr. Mary Papazian
NCAA Faculty Representative.....	Sen Chiao
Director of Athletics.....	Marie Tuite
Sr. Assoc. Athletics Director/Baseball Administrator ....	Blake Sasaki
Home Facility .....	Municipal Stadium (5,200)
Municipal Stadium Dimensions (L to R) .....	320-365-390-365-320
Press Box Phone .....	(408)-924-7276
Ticket Office.....	(408)-924-7589
2017 Overall Record .....	19-35-1
2017 MW Record/Finish .....	10-18-1/6th
2017 Postseason .....	None

## COACHING STAFF

Interim Head Coach.....	Brad Sanfilippo
Overall Record at San José State, Seasons.....	0-0-0, 1st Season
Assistant Coach .....	Tyler LaTorre
Volunteer Assistant Coach.....	Clay Cederquist
Volunteer Assistant Coach.....	Michael Breen
Equipment Manager.....	Randy Venters
Athletic Trainer.....	Theresa Gethins
Baseball Office Phone.....	(408)-924-1262
Baseball Office Fax.....	(408)-924-1301

## MEDIA RELATIONS

Athletics Media Relations Director .....	Lawrence Fan
Athletics Media Relations Office Phone .....	(408)-924-1217
Baseball SID Contact .....	Brock Hart
Email.....	brock.hart@sjsu.edu
Cell Phone.....	(661)-877-7140
Office Phone .....	(408)-924-1211
Office Fax.....	(408)-924-1291
Athletics Department Phone .....	(408)-924-1200
Website .....	www.sjsuspartans.com

## SOCIAL MEDIA

Twitter .....	@sjsubaseball
.....	@sjsuathletics
Facebook .....	/SJSUSpartansBaseball
Instagram .....	@SJSUBaseball

## TOP RETURNING POSITION PLAYERS (2017 STATISTICS)

Name	Cl.	Pos.	GP-GS	AVG/OBP/SLG	HR	RBI	FLD%
Aaron Pleschner	Jr.	INF	55-55	.279/.342/.324	0	18	.948
Shane Timmons	Sr.	INF	55-55	.304/.397/.510	10	46	.996
David Campbell	Sr.	INF	36-33	.282/.391/.336	0	16	.939
Kellen Strahm	So.	OF	55-54	.276/.384/.310	0	10	.993
Chris Williams	Sr.	OF	48-47	.298/.367/.427	4	22	.977

## TOP RETURNING PITCHERS (2017 STATISTICS)

Name	Cl.	Pos.	APP-GS	ERA	W-L	SV	IP
Jake Swiech	Sr.	RHP	17-11	5.95	1-5	0	65
Josh Goldberg	Sr.	RHP	29-0	4.91	2-5	6	44
Zach Wallace	Jr.	LHP	32-4	4.85	3-0	0	29.2

## KEY POSITION PLAYER LOSSES (2017 STATISTICS)

Name	Pos.	GP-GS	AVG/OBP/SLG	HR	RBI	FLD%
Michael Breen	INF	44-34	.213/.329/.279	1	24	.904
Joseph Stefanki	C	49-47	.263/.376/.380	2	19	.983

## KEY PITCHING LOSSES (2017 STATISTICS)

Name	Pos.	APP-GS	ERA	W/L	SV	IP
Matt Brown	RHP	15-15	5.94	4-6	0	72.2

## NEWCOMERS

Name	Class	Pos.	2017 School
Michael Bowes	JR	OF	Mission College
Walker Brinkman	FR	RHP	Heritage HS
Santiago Cantu	FR	INF	Patterson HS
Wesley Clawson	FR	LHP	Red Bluff HS
Jack Colette	FR	OF	St. John Bosco HS
Fineas Del Bonta-Smith	JR	RHP	Delta College
Jason DuMont	FR	INF	Sunset HS
Jace Duty	JR	C	Chemeketa CC
Hayden Houser	FR	OF	Flower Mound HS
Ruben Ibarra	FR	INF	St. Francis HS
Connor Konishi	FR	LHP	Helix Charter HS
Andrew Mitchel	JR	LHP	Grossmont College
Nicholas Morales	FR	RHP	St. John Bosco HS
Sam Olsson	FR	C	Shedon HS
Sawyer Pittman	JR	INF	Reedley College
Brandon Ross	FR	LHP	Vista Murrieta HS
Travis Sanders	JR	RHP	Linn-Benton CC
Frank Scalzo, Jr.	FR	RHP	Vista HS
Justin Watland	JR	RHP	Feather River College

## ROSTER BREAKDOWN

Position Starters Returning/Lost .....	6/2
Pitchers Returning/Lost .....	5/11
Letterwinners Returning/Lost.....	13/15
Newcomers Freshman/Transfers .....	12/7





## NUMERICAL ROSTER

#	Name	Pos	B/T	Ht	Wt	Yr	Ex	Hometown (Last School)
1	Brett Bautista	OF	L/L	6-0	210	SR	2v	Granite Bay, Calif. (Granite Bay HS)
2	Kent Burckle	INF	L/R	5-8	160	JR	TR	San Clemente, Calif. (Saddleback JC)
3	David Campbell	INF	L/R	6-3	225	SR	3V	Colfax, Calif. (Colfax HS)
4	Kellen Strahm	OF	R/R	6-1	210	SO	1V	Eugene, Oreg. (Lane CC)
6	Chris Williams	OF	L/L	6-0	205	SR	2V	Antioch, Calif. (San Joaquin Delta College)
7	Zachary Wallace	LHP	L/L	5-10	180	JR	2V	Fremont, Calif. (Washington HS)
9	Jonnnny Mendoza	C	R/R	5-7	190	SO	1V	Sunnyvale, Calif. (Saint Francis HS)
10	Frank Scalzo, Jr.	RHP	S/R	6-3	185	FR	HS	Vista, Calif. (Vista HS)
11	Aaron Pleschner	INF	R/R	6-0	190	JR	2V	Redwood City, Calif. (Carlmont HS)
12	Wesley Clawson	LHP	L/L	6-1	205	FR	HS	Red Bluff, Calif. (Red Bluff HS)
13	Sawyer Pittman	INF	R/R	5-8	165	JR	TR	Sanger, Calif. (Reedley College)
14	Samuel Olsson	C	R/R	6-1	213	FR	HS	Eugene, Oreg. (Sheldon HS)
15	Jack Colette	OF	L/R	6-0	190	FR	HS	Torrance, Calif. (St. John Bosco)
16	Tevin Cadola	RHP	R/R	6-2	180	SR	TR	Yreka, Calif. (Butte College)
17	Jason DuMont	INF	S/R	5-11	190	FR	HS	Portland, Oreg. (Sunset HS)
19	Fineas Del Bonta-Smith	RHP	R/R	6-0	195	JR	TR	Soquel, Calif. (Delta College)
20	Andrew Mitchel	LHP	L/L	6-1	195	JR	TR	Atwater, Calif. (Grossmont College)
21	Michael Bowes	OF	R/R	5-11	202	JR	TR	Los Altos, Calif. (Mission College)
23	Jace Duty	C	R/R	6-0	195	JR	TR	Newport, Oreg. (Chemeketa CC)
24	Kyle Morrison	INF	R/R	5-11	210	SR	2V	San Jose, Calif. (Leigh HS)
25	Connor Konishi	LHP	L/L	6-1	195	FR	HS	San Diego, Calif. (Helix Charter HS)
26	Anders Davidson	OF	R/R	6-1	195	SO	HS	Walla Walla, Washington (Walla Walla HS)
27	Cameron Keup	RHP	R/R	6-3	210	SR	1V	Elk Grove, Calif. (Cosumnes River College)
28	Santiago Cantu	INF	R/R	5-10	168	FR	HS	Patterson, Calif. (Patterson HS)
30	Travis Sanders	RHP	R/R	5-11	180	JR	TR	Hood River, Oreg. (Linn-Benton CC)
31	Brandon Ross	LHP	L/L	6-0	190	FR	HS	Murrieta, Calif. (Vista Murrieta HS)
32	Joshua Goldberg	RHP	R/R	5-10	205	SR	3V	Long Beach, Calif. (Wilson HS)
33	Nicholas Morales	RHP	R/R	6-2	225	FR	HS	Downey, Calif. (St. John Bosco HS)
34	Jake Swiech	RHP	R/R	6-3	215	SR	2V	Lancaster, Calif. (Paraclete HS)
35	Shane Timmons	INF	R/R	6-0	225	SR	3V	Rancho Mission Viejo, Calif. (Capistrano Vally HS)
38	Josh Zanger	RHP	R/R	5-11	200	SO	1V	Hollister, Calif. (Palma HS)
39	Walker Brinkman	RHP	R/R	6-0	170	FR	HS	Brentwood, Calif. (Heritage HS)
40	Hayden Houser	OF	R/R	5-9	190	FR	HS	Flower Mound, Texas (Flower Mound HS)
41	Justin Watland	RHP	R/R	6-4	205	JR	TR	Reno, Nev. (Feather River College)
44	Ruben Ibarra	INF	R/R	6-5	285	FR	HS	Watsonville, Calif. (St. Francis HS)

## ALPHABETICAL ROSTER

#	Name	Pos
1	Brett Bautista	OF
21	Michael Bowes	OF
39	Walker Brinkman	RHP
2	Kent Burckle	INF
16	Tevin Cadola	RHP
3	David Campbell	INF
28	Santiago Cantu	INF
12	Wesley Clawson	LHP
15	Jack Colette	OF
26	Anders Davidson	OF
19	Fineas Del Bonta-Smith	RHP
17	Jason DuMont	INF
23	Jace Duty	C
32	Joshua Goldberg	RHP
40	Hayden Houser	OF
44	Ruben Ibarra	INF
27	Cameron Keup	RHP
25	Connor Konishi	LHP
9	Jonathan Mendoza	C
20	Andrew Mitchel	LHP
33	Nicholas Morales	RHP
24	Kyle Morrison	INF
14	Samuel Olsson	C
13	Sawyer Pittman	INF
11	Aaron Pleschner	INF
31	Brandon Ross	LHP
30	Travis Sanders	RHP
10	Frank Scalzo Jr.	RHP
4	Kellen Strahm	OF
34	Jake Swiech	RHP
35	Shane Timmons	INF
7	Zachary Wallace	LHP
41	Justin Watland	RHP
6	Chris Williams	OF
38	Josh Zanger	RHP

## PRONUNCIATION GUIDE

Tevin <b>Cadola</b> .....CAH-dou-la
Cameron <b>Keup</b> .....KOY-p
Aaron <b>Pleschner</b> .....Plesh-ner
Jake <b>Swiech</b> .....Switch
Ruben <b>Ibarra</b> .....ih-bar-a
Connor <b>Konishi</b> .....Cone-ishi

## COACHING STAFF

5	Interim Head Coach: Brad Sanfilippo (UC Davis, 1998), 1st season
8	Assistant Coach: Tyler LaTorre (University of California Davis, 2006), 1st season
36	Volunteer Assistant Coach: Clay Cederquist (Sacramento State, 2014), 1st season
29	Volunteer Assistant Coach: Michael Breen (San José State University, 2017), 1st season

## HOMETOWN

California.....27
Oregon.....4
Washington.....2
Texas.....1
Nevada.....1

## CLASS

Freshmen.....12
Sophomore.....4
Junior.....9
Senior.....10

## POSITION

RHP.....12
LHP.....5
INF.....9
OF.....7
C.....3

# 2018 BROADCAST/RADIO *Roster*



**1** Brett Bautista  
OF • L/L • 6-0 • 210 • SR  
Granite Bay, Calif.



**2** Kent Burckle  
INF • L/R • 5-8 • 160 • SR  
San Clemente, Calif.



**3** David Campbell  
INF • L/R • 6-3 • 225 • SR  
Colfax, Calif.



**4** Kellen Strahm  
OF • R/R • 6-1 • 210 • SO  
Eugene, Oreg.



**6** Chris Williams  
OF • L/L • 6-0 • 205 • SR  
Antioch, Calif.



**7** Zachary Wallace  
LHP • L/L • 5-10 • 180 • JR  
Fremont, Calif.



**9** Johnny Mendoza  
C • R/R • 5-7 • 190 • SO  
Sunnyvale, Calif.



**10** Frank Scalzo Jr.  
RHP • S/R • 6-3 • 185 • FR  
Vista, Calif.



**11** Aaron Pleschner  
INF • R/R • 6-0 • 190 • JR  
Redwood City, Calif.



**12** Wesley Clawson  
LHP • L/L • 6-1 • 205 • FR  
Red Bluff, Calif.




**13** Sawyer Pittman  
INF • R/R • 5-8 • 165 • JR  
Sanger, Calif.



**14** Samuel Olsson  
C • R/R • 6-1 • 213 • FR  
Eugene, Oreg.



**15** Jack Colette  
OF • L/R • 6-0 • 190 • FR  
Torrance, Calif.



**16** Tevin Cadola  
RHP • R/R • 6-2 • 180 • SR  
Yreka, Calif.




**17** Jason DuMont  
INF • S/R • 5-11 • 190 • FR  
Portland, Oreg.



**19** Finn Del Bonta-Smith  
RHP • R/R • 6-0 • 195 • JR  
Soquel, Calif.



**20** Andrew Mitchell  
LHP • L/L • 6-1 • 195 • JR  
Atwater, Calif.



**21** Michael Bowes  
OF • R/R • 5-11 • 202 • JR  
Los Altos, Calif.



**23** Jace Duty  
C • R/R • 6-0 • 195 • JR  
Newport, Oreg.



**24** Kyle Morrison  
INF • R/R • 5-11 • 210 • SR  
San Jose, California



**25** Connor Konishi  
LHP • L/L • 6-1 • 195 • FR  
San Diego, Calif.




**26** Anders Davidson  
INF • R/R • 6-1 • 185 • SO  
Walla Walla, Wash.



**27** Cameron Keup  
RHP • R/R • 6-3 • 210 • SR  
Elk Grove, Calif.




**28** Santiago Cantu  
INF • R/R • 5-10 • 168 • FR  
Patterson, Calif.



**30** Travis Sanders  
RHP • R/R • 5-11 • 180 • JR  
Hood River, Oreg.




**31** Brandon Ross  
LHP • L/L • 6-0 • 190 • FR  
Murrieta, Calif.



**32** Josh Goldberg  
RHP • R/R • 5-10 • 205 • SR  
Long Beach, Calif.



**33** Nicholas Morales  
RHP • R/R • 6-2 • 225 • FR  
Downey, Calif.




**34** Jake Swiech  
RHP • R/R • 6-3 • 215 • SR  
Lancaster, Calif.



**35** Shane Timmons  
INF • R/R • 6-0 • 225 • SR  
Rancho Mission Viejo, Calif.



**38** Joshua Zanger  
RHP • R/R • 5-11 • 200 • SO  
Hollister, Calif.



**39** Walker Brinkman  
RHP • R/R • 6-0 • 170 • FR  
Brentwood, Calif.



**40** Hayden Houser  
OF • R/R • 5-9 • 190 • FR  
Flower Mound, Texas



**41** Justin Watland  
RHP • R/R • 6-4 • 205 • RS-JR  
Reno, Nev.



**44** Ruben Ibarra  
INF • R/R • 6-5 • 285 • FR  
Watsonville, Calif.

# 2018 Schedule

Day	Date	Opponent	Location	Time
Fri.	Feb. 16	Northern Colorado	Municipal Stadium	6:00 p.m.
Sat.	Feb. 17	Northern Colorado	Municipal Stadium	12:00 p.m.
Sat.	Feb. 17	Northern Colorado	Municipal Stadium	3:30 p.m.
Sun.	Feb. 18	Northern Colorado	Municipal Stadium	12:00 p.m.
Tues.	Feb. 20	Santa Clara	Municipal Stadium	5:00 p.m.
Sat.	Feb. 24	USF	San Francisco, Calif.	11:00 a.m.
Sun.	Feb. 25	Sacramento State #	San Francisco, Calif.	11:00 a.m.
Sun.	Feb. 25	USF	San Francisco, Calif.	3:00 p.m.
Tues.	Feb. 27	Cal Poly	Municipal Stadium	5:00 p.m.
Fri.	Mar 3	San Diego State*	Municipal Stadium	2:00 p.m.
Sat.	Mar 3	San Diego State*	Municipal Stadium	5:00 p.m.
Sun.	Mar 4	San Diego State*	Municipal Stadium	12:00 p.m.
Mon.	Mar 5	Utah	Municipal Stadium	1:00 p.m.
Fri.	Mar 9	Nevada*	Reno, Nev.	1:00 p.m.
Sat.	Mar 10	Nevada*	Reno, Nev.	1:00 p.m.
Sun.	Mar 11	Nevada*	Reno, Nev.	12:00 p.m.
Tues.	Mar 13	Pacific	Municipal Stadium	5:00 p.m.
Fri.	Mar 16	Fresno State*	Municipal Stadium	6:00 p.m.
Sat.	Mar 17	Fresno State*	Municipal Stadium	3:00 p.m.
Sun.	Mar 18	Fresno State*	Municipal Stadium	12:00 p.m.
Mon.	Mar 19	Dartmouth	Municipal Stadium	3:00 p.m.
Fri.	Mar 23	UC Santa Barbara	Santa Barbara, Calif.	3:00 p.m.
Sat.	Mar 24	UC Santa Barbara	Santa Barbara, Calif.	2:00 p.m.
Sun.	Mar 25	UC Santa Barbara	Santa Barbara, Calif.	1:00 p.m.
Tues.	Mar 27	Saint Mary's	Municipal Stadium	5:00 p.m.
Thurs.	Mar 29	Air Force*	Colorado Springs, Colo.	12:00 p.m.
Fri.	Mar 30	Air Force*	Colorado Springs, Colo.	12:00 p.m.
Sat.	Mar 31	Air Force*	Colorado Springs, Colo.	11:00 a.m.
Tues.	Apr 3	UC Davis	Davis, Calif.	2:30 p.m.
Fri.	Apr 6	Nevada*	Municipal Stadium	6:00 p.m.
Sat.	Apr 7	Nevada*	Municipal Stadium	3:00 p.m.
Sun.	Apr 8	Nevada*	Municipal Stadium	12:00 p.m.
Tues.	Apr 10	Santa Clara	Santa Clara, Calif.	6:00 p.m.
Fri.	Apr 13	Fresno State*	Fresno, Calif.	6:05 p.m.
Sat.	Apr 14	Fresno State*	Fresno, Calif.	6:05 p.m.
Sun.	Apr 15	Fresno State*	Fresno, Calif.	1:05 p.m.
Tues.	Apr 17	University of San Francisco	Municipal Stadium	5:00 p.m.
Fri.	Apr 20	UC Riverside	Riverside, Calif.	6:00 p.m.
Sat.	Apr 21	UC Riverside	Riverside, Calif.	6:00 p.m.
Sun.	Apr 22	UC Riverside	Riverside, Calif.	1:00 p.m.
Fri.	Apr 27	New Mexico*	Municipal Stadium	6:00 p.m.
Sat.	Apr 28	New Mexico*	Municipal Stadium	3:00 p.m.
Sun.	Apr 29	New Mexico*	Municipal Stadium	12:00 p.m.
Tues.	May 1	Pacific	Stockton, Calif.	6:00 p.m.
Fri.	May 4	UNLV*	Las Vegas, Nev.	6:05 p.m.
Sat.	May 5	UNLV*	Las Vegas, Nev.	2:05 p.m.
Sun.	May 6	UNLV*	Las Vegas, Nev.	1:05 p.m.
Wed.	May 9	Cal Poly	San Luis Obispo, Calif.	6:00 p.m.
Fri.	May 11	San Diego State*	San Diego, Calif.	6:00 p.m.
Sat.	May 12	San Diego State*	San Diego, Calif.	6:00 p.m.
Sun.	May 13	San Diego State*	San Diego, Calif.	1:00 p.m.
Tues.	May 15	Saint Mary's	Moraga, Calif.	5:00 p.m.
Thurs.	May 17	Air Force*	Municipal Stadium	7:00 p.m.
Fri.	May 18	Air Force*	Municipal Stadium	6:00 p.m.
Sat.	May 19	Air Force*	Municipal Stadium	12:00 p.m.
Thurs.-Sun.	May 23-26	Mountain West Tournament	TBD	TBD

= AWAY GAME

# = NEUTRAL

\* = MOUNTAIN WEST GAME

-ALL TIMES ARE LOCAL-

# 2018 RESULTS

• Record: 6-6 • Home: 4-5 • Away: 1-1 • MW: 0-2 • Neutral 1-0 •

## 2018 San Jose State Baseball Game Results for San Jose State (as of Mar 07, 2018) (All games)

Date	Opponent	Score	Inns	Overall	MW	Pitcher of record	Attend	Time
Feb 16, 2018	NORTHERN COLORADO	w 7-4	9	1-0-0	0-0-0	KEUP (W 1-0)	615	3:31
Feb 17, 2018	NORTHERN COLORADO	L 7-12	9	1-1-0	0-0-0	BONTA-SMITH (L 0-1)	0	4:04
Feb 17, 2018	NORTHERN COLORADO	w 11-10	9	2-1-0	0-0-0	BRINKMAN (W 1-0)	556	3:44
Feb 18, 2018	NORTHERN COLORADO	L 5-6	9	2-2-0	0-0-0	CLAWSON (L 0-1)	406	3:26
Feb 20, 2018	SANTA CLARA	L 1-4	9	2-3-0	0-0-0	ROSS (L 0-1)	325	2:46
Feb 24, 2018	at San Francisco	L 0-10	9	2-4-0	0-0-0	SWIECH (L 0-1)	178	2:30
Feb 25, 2018	vs Sacramento State	w 5-4	9	3-4-0	0-0-0	GOLDBERG (W 1-0)	161	3:11
Feb 25, 2018	at San Francisco	w 6-1	9	4-4-0	0-0-0	MORALES (W 1-0)	217	2:49
Feb 27, 2018	CAL POLY	w 7-4	9	5-4-0	0-0-0	MITCHEL (W 1-0)	334	3:14
* Mar 03, 2018	SAN DIEGO STATE	4:00 PM						
* Mar 04, 2018	SAN DIEGO STATE	L 2-7	9	5-5-0	0-1-0	MORALES (L 1-1)	0	2:40
* Mar 04, 2018	SAN DIEGO STATE	L 1-11	9	5-6-0	0-2-0	ROSS (L 0-2)	361	2:41
Mar 05, 2018	UTAH	w 9-6	8	6-6-0	0-2-0	KEUP (W 2-0)	296	3:12

() extra inning game



# 2018 STATISTICS

## 2018 San Jose State Baseball Overall Statistics for San Jose State (as of Mar 07, 2018) (All games Sorted by Batting avg)

Record: 6-6 Home: 4-5 Away: 1-1 Neutral: 1-0 MW: 0-2

Player	avg	gp-gs	ab	r	h	2b	3b	hr	rbi	tb	slg%	bb	hp	so	gdp	ob%	sf	sh	sb-att	po	a	e	fld%
6 WILLIAMS, Chris	.319	12-12	47	11	15	5	1	0	7	22	.468	1	3	14	1	.373	0	0	0-0	24	3	3	.900
24 MORRISON, Kyle	.308	10-10	39	7	12	2	0	1	4	17	.436	3	1	9	0	.372	0	1	1-1	12	5	0	1.000
3 CAMPBELL, David	.250	11-10	36	3	9	0	0	0	8	9	.250	4	1	3	1	.326	2	0	0-1	6	23	1	.967
35 TIMMONS, Shane	.244	12-12	45	10	11	1	0	1	10	15	.333	3	3	9	3	.327	1	0	1-1	85	7	0	1.000
11 PLESCHNER, Aaron	.220	12-12	41	9	9	0	0	0	1	9	.220	2	0	6	1	.256	0	1	0-2	19	40	3	.952
9 MENDOZA, Johnny	.214	11-10	28	1	6	0	0	0	7	6	.214	2	4	9	1	.333	2	0	1-2	82	11	1	.989
4 STRAHM, Kellen	.158	12-11	38	9	6	1	1	0	4	9	.237	9	3	12	1	.353	1	0	3-3	26	0	0	1.000
-----																							
1 BAUTISTA, Brett	.500	7-7	28	3	14	2	0	0	7	16	.571	2	0	2	1	.533	0	0	1-2	19	1	0	1.000
23 DUTY, Jace	.455	4-2	11	3	5	0	0	0	3	5	.455	1	1	2	1	.538	0	1	1-1	19	2	0	1.000
28 CANTU, Santiago	.364	4-3	11	1	4	2	0	0	1	6	.545	1	0	1	1	.417	0	0	0-0	4	3	1	.875
15 COLETTE, Jack	.333	3-0	3	0	1	0	0	0	0	1	.333	0	0	0	0	.333	0	0	0-0	0	0	0	.000
13 PITTMAN, Sawyer	.273	8-6	22	1	6	0	0	0	1	6	.273	2	1	4	0	.360	0	0	3-4	13	14	0	1.000
2 BURCKLE, Kent	.200	2-1	5	0	1	0	0	0	2	1	.200	1	0	0	0	.333	0	0	0-0	0	0	0	.000
25 KONISHI, Connor	.143	5-3	7	1	1	0	0	0	0	1	.143	3	1	2	1	.455	0	0	0-0	3	0	0	1.000
21 BOWES, Michael	.143	6-3	7	1	1	0	0	0	1	1	.143	4	1	3	0	.462	1	1	0-0	1	0	0	1.000
14 OLSSON, Sam	.100	4-2	10	1	1	1	0	0	0	2	.200	1	0	1	0	.182	0	0	0-0	0	0	0	.000
44 IBARRA, Ruben	.000	7-4	12	0	0	0	0	0	0	0	.000	0	0	7	0	.000	0	0	0-0	2	0	0	1.000
Totals	.262	12	390	61	102	14	2	2	56	126	.323	39	19	84	12	.352	7	4	11-17	318	125	9	.980
Opponents	.294	12	411	79	121	21	4	10	76	180	.438	66	18	99	9	.412	3	9	17-22	309	125	20	.956

LOB - Team (91), Opp (110). DPs turned - Team (10), Opp (13). CI - Team (0), Opp (2). IBB - Team (1), BAUTISTA 1.

## (All games Sorted by Earned run avg)

Player	era	w-l	app	gs	cg	sho	sv	ip	h	r	er	bb	so	2b	3b	hr	b/avg	wp	hp	bk	sfa	sha
32 GOLDBERG, Josh	5.11	1-0	4	1	0	0/0	1	12.1	11	7	7	7	12	2	1	1	.239	0	2	0	0	1
33 MORALES, Nicholas	6.75	1-1	3	3	0	0/0	0	14.2	14	11	11	9	13	1	0	3	.255	0	3	0	0	1
-----																						
26 DAVIDSON, Anders	0.00	0-0	2	0	0	0/0	0	1.2	0	0	0	1	2	0	0	0	.000	0	0	0	0	0
25 KONISHI, Connor	0.00	0-0	1	0	0	0/0	0	1.1	2	0	0	2	1	1	0	0	.400	0	0	0	0	1
10 SCALZO, JR., Frank	0.00	0-0	1	0	0	0/0	0	1.0	0	0	0	0	0	0	0	0	.000	0	0	0	0	0
12 CLAWSON, Wesley	2.45	0-1	5	0	0	0/0	3	7.1	10	2	2	2	13	0	0	0	.333	1	2	0	0	1
41 WATLAND, Justin	3.00	0-0	3	0	0	0/0	0	3.0	1	1	1	1	2	0	0	0	.100	0	0	0	0	0
27 KEUP, Cameron	4.32	2-0	6	0	0	0/0	0	8.1	10	4	4	1	2	2	1	0	.313	0	1	0	1	0
38 ZANGER, Josh	5.40	0-0	3	0	0	0/0	0	6.2	10	4	4	3	5	2	0	1	.400	1	1	0	0	2
39 BRINKMAN, Walker	5.59	1-0	4	1	0	0/0	0	9.2	9	6	6	8	6	3	1	0	.257	4	1	0	1	1
31 ROSS, Brandon	6.75	0-2	3	2	0	0/0	0	8.0	8	9	6	6	7	1	0	1	.286	3	3	0	1	1
34 SWIECH, Jake	7.94	0-1	2	2	0	0/0	0	5.2	5	5	5	6	3	1	0	0	.227	0	2	0	0	0
19 DEL BONTA-SMITH, Fin	8.18	0-1	3	2	0	0/0	0	11.0	18	12	10	7	12	2	0	1	.375	0	0	0	0	0
20 MITCHEL, Andrew	9.58	1-0	6	1	0	0/0	0	10.1	10	11	11	9	16	2	1	1	.244	0	3	0	0	0
16 CADOLA, Tevin	10.80	0-0	3	0	0	0/0	2	3.1	7	4	4	0	3	0	0	2	.467	0	0	0	0	1
30 SANDERS, Travis	16.20	0-0	2	0	0	0/0	0	1.2	6	3	3	4	2	4	0	0	.545	0	0	0	0	0
Totals	6.28	6-6	12	12	0	0/0	6	106.0	121	79	74	66	99	21	4	10	.294	9	18	0	3	9
Opponents	4.02	6-6	12	12	0	1/1	2	103.0	102	61	46	39	84	14	2	2	.262	5	19	2	7	4

PB - Team (5), MENDOZA 4, DUTY 1. Pickoffs - Team (2), ZANGER 1, MENDOZA 1. SBA/ATT - MENDOZA (13-17), BONTA-SMITH (2-4), DUTY (4-4), BRINKMAN (3-3), ROSS (2-3), GOLDBERG (2-3), MORALES (1-2), CADOLA (2-2), MITCHEL (2-2), SWIECH (1-1), WATLAND (1-1), ZANGER (1-1).



# 2018 SEASON GAME HIGHS

## 2018 San Jose State Baseball Game Higs for MW (as of Mar 07, 2018) (All games)

### TEAM GAME HIGHS

#### Batting

At bats:	42	-	San Diego State (vs San Jose State, Mar 04, 2018)
Runs scored:	12	-	Northern Colorado (vs San Jose State, Feb 17, 2018)
Hits:	16	-	San Diego State (vs San Jose State, Mar 04, 2018)
	16	-	San Jose State (vs Utah, Mar 05, 2018)
RBIs:	12	-	Northern Colorado (vs San Jose State, Feb 17, 2018)
Doubles:	5	-	Northern Colorado (vs San Jose State, Feb 17, 2018)
	5	-	San Francisco (vs San Jose State, Feb 24, 2018)
Triples:	2	-	Cal Poly (vs San Jose State, Feb 27, 2018)
Home runs:	3	-	San Diego State (vs San Jose State, Mar 04, 2018)
Total bases:	24	-	San Francisco (vs San Jose State, Feb 24, 2018)
Walks:	10	-	Northern Colorado (vs San Jose State, Feb 17, 2018)
Strikeouts:	14	-	Northern Colorado (vs San Jose State, Feb 17, 2018)
Sac hits:	2	-	Northern Colorado (vs San Jose State, Feb 18, 2018)
	2	-	San Diego State (vs San Jose State, Mar 04, 2018)
	2	-	Santa Clara (vs San Jose State, Feb 20, 2018)
Sac flies:	3	-	San Jose State (vs Cal Poly, Feb 27, 2018)
Stolen bases:	4	-	Santa Clara (vs San Jose State, Feb 20, 2018)
	4	-	Sacramento State (vs San Jose State, Feb 25, 2018)
Caught stealing:	2	-	San Jose State (vs Sacramento State, Feb 25, 2018)
	2	-	San Jose State (vs Northern Colorado, Feb 17, 2018)
Hit by pitch:	4	-	Northern Colorado (vs San Jose State, Feb 17, 2018)
Runners LOB:	12	-	Northern Colorado (vs San Jose State, Feb 16, 2018)
	12	-	Cal Poly (vs San Jose State, Feb 27, 2018)
Hit into DP:	3	-	San Jose State (vs San Francisco, Feb 25, 2018)
	3	-	Cal Poly (vs San Jose State, Feb 27, 2018)

#### Fielding

Putouts:	27	-	(17 times )
Assists:	15	-	(4 times )
Errors:	3	-	(4 times )
Passed balls:	1	-	(5 times )
DPs turned:	3	-	San Jose State (vs Cal Poly, Feb 27, 2018)
	3	-	San Francisco (vs San Jose State, Feb 25, 2018)

#### Pitching

Innings pitched:	9.0	-	(17 times )
Walks allowed:	1	-	Cal Poly (vs San Jose State, Feb 27, 2018)
	1	-	San Francisco (vs San Jose State, Feb 24, 2018)
Strikeouts:	14	-	San Jose State (vs Northern Colorado, Feb 17, 2018)
Hits allowed:	2	-	San Francisco (vs San Jose State, Feb 24, 2018)
Wild pitches:	3	-	San Jose State (vs Northern Colorado, Feb 17, 2018)
Hit batters:	4	-	San Jose State (vs Northern Colorado, Feb 17, 2018)

# 2018 STREAKS

## 2018 San Jose State Baseball Miscellaneous Stats for San Jose State (as of Mar 07, 2018) (All games)

Multiple Hit Games	2	3	4	5+	Total
1 BAUTISTA, Brett	1	4	-	-	5
6 WILLIAMS, Chris	3	-	1	-	4
24 MORRISON, Kyle	2	2	-	-	4
11 PLESCHNER, Aaron	1	2	-	-	3
35 TIMMONS, Shane	2	-	-	-	2
13 PITTMAN, Sawyer	2	-	-	-	2
23 DUTY, Jace	1	1	-	-	2
9 MENDOZA, Johnny	2	-	-	-	2
28 CANTU, Santiago	1	-	-	-	1
3 CAMPBELL, David	1	-	-	-	1
4 STRAHM, Kellen	1	-	-	-	1
TEAM	17	9	1	0	27

Multiple RBI Games	2	3	4	5+	Total
35 TIMMONS, Shane	2	1	-	-	3
6 WILLIAMS, Chris	3	-	-	-	3
9 MENDOZA, Johnny	1	1	-	-	2
3 CAMPBELL, David	2	-	-	-	2
1 BAUTISTA, Brett	1	1	-	-	2
24 MORRISON, Kyle	1	-	-	-	1
23 DUTY, Jace	1	-	-	-	1
2 BURCKLE, Kent	1	-	-	-	1
TEAM	12	3	0	0	15

Hitting Streaks	Longest	Current
6 WILLIAMS, Chris	5	5
35 TIMMONS, Shane	5	5
24 MORRISON, Kyle	4	-
3 CAMPBELL, David	4	1
28 CANTU, Santiago	3	-
1 BAUTISTA, Brett	3	2
4 STRAHM, Kellen	2	2
11 PLESCHNER, Aaron	2	1
13 PITTMAN, Sawyer	2	-
23 DUTY, Jace	1	1
15 COLETTE, Jack	1	1
14 OLSSON, Sam	1	-
21 BOWES, Michael	1	-
25 KONISHI, Connor	1	-
2 BURCKLE, Kent	1	1
9 MENDOZA, Johnny	1	-

Reached Base Streaks	Longest	Current
4 STRAHM, Kellen	8	8
1 BAUTISTA, Brett	6	6
35 TIMMONS, Shane	6	6
6 WILLIAMS, Chris	6	6
23 DUTY, Jace	4	4
13 PITTMAN, Sawyer	4	4
3 CAMPBELL, David	4	1
9 MENDOZA, Johnny	4	-
24 MORRISON, Kyle	4	-
28 CANTU, Santiago	3	-
21 BOWES, Michael	3	-
25 KONISHI, Connor	2	-
11 PLESCHNER, Aaron	2	1
2 BURCKLE, Kent	1	1
14 OLSSON, Sam	1	-
15 COLETTE, Jack	1	1

# 2018 GAMES SUMMARY

## 2018 San Jose State Baseball Games Summary for San Jose State (as of Mar 07, 2018) (All games)

Score by innings	1	2	3	4	5	6	7	8	9	Total
San Jose State	6	8	9	2	16	2	13	3	2	61
Opponents	9	6	2	17	19	6	9	9	2	79

### Record when ...

Overall	6-6	After 6 leading	5-0
Conference	0-2	..... trailing	1-6
Non-Conference	6-4	..... tied	0-0
Home games	4-5	After 7 leading	6-0
Away games	1-1	..... trailing	0-6
Neutral site	1-0	..... tied	0-0
Day games	5-5	After 8 leading	5-1
Night games	1-1	..... trailing	0-5
vs Left starter	1-2	..... tied	0-0
vs Right starter	5-4		
1-Run games	2-1	Hit 0 home runs	5-5
2-Run games	0-0	... 1 home run	1-1
5+Run games	1-4	... 2+ home runs	0-0
Extra innings	0-0		
Shutouts	0-1	Opponent 0 home runs	4-2
		..... 1 home run	1-2
Scoring 0-2 runs	0-4	..... 2+ HRs	1-2
..... 3-5 runs	1-1		
..... 6-9 runs	4-1	Made 0 errors	4-2
..... 10+ runs	1-0	.... 1 error	2-2
		.... 2+ errors	0-2
Opponent 0-2 runs	1-0		
..... 3-5 runs	3-1	Opp. made 0 errors	0-2
..... 6-9 runs	1-2	..... 1 error	1-2
..... 10+ runs	1-3	..... 2+ errors	5-2
Scored in 1st inning	3-0	Out-hit opponent	2-0
Opp. scored in 1st	3-2	Out-hit by opponent	2-5
Scores first	3-2	Hits are tied	2-1
Opp. scores first	3-4		

### Record when team scores:

Runs	0	1	2	3	4	5	6	7	8	9	10+
W-L	0-1	0-2	0-1	0-0	0-0	1-1	1-0	2-1	0-0	1-0	1-0

### Record when opponent scores:

Runs	0	1	2	3	4	5	6	7	8	9	10+
W-L	0-0	1-0	0-0	0-0	3-1	0-0	1-1	0-1	0-0	0-0	1-3

### Record when leading after:

Inn.	1	2	3	4	5	6	7	8
W-L	1-0	3-2	4-3	3-1	5-0	5-0	6-0	5-1

### Record when trailing after:

Inn.	1	2	3	4	5	6	7	8
W-L	3-2	2-3	1-2	1-5	1-6	1-6	0-6	0-5

### Record when tied after:

Inn.	1	2	3	4	5	6	7	8
W-L	2-4	1-1	1-1	2-0	0-0	0-0	0-0	0-0

Current winning streak: 1

Longest winning streak: 3

Longest losing streak: 3

Home attendance : 2893 ( 9 dates avg = 321 )

Away attendance : 556 ( 3 dates avg = 185 )

Total attendance: 3449 ( 12 dates avg = 287 )

# 2018 TEAM GAME-BY-GAME

## 2018 San Jose State Baseball Team Game-by-Game for San Jose State (as of Mar 07, 2018) Batting (All games)

Date	Opponent	ab	r	h	rbi	2b	3b	hr	tb	bb	ibb	sb	cs	hbp	sac	sf	gdp	k	po	a	e	lob	avg
Feb 16	NORTHERN COLORAD	30	7	7	6	2	0	1	12	3	0	2	0	3	1	0	0	10	27	6	0	6	.233
Feb 17	NORTHERN COLORAD	38	7	13	7	3	0	1	19	4	0	0	0	2	1	0	0	9	27	11	1	11	.294
Feb 17	NORTHERN COLORAD	34	11	10	9	0	0	0	10	6	0	0	2	2	0	0	2	8	27	10	1	7	.294
Feb 18	NORTHERN COLORAD	37	5	11	4	0	0	0	11	2	0	3	0	3	0	1	1	5	27	9	0	11	.295
Feb 20	SANTA CLARA	30	1	4	1	0	0	0	4	6	0	0	0	1	0	1	1	7	27	15	2	10	.266
Feb 24	at San Francisco	29	0	2	0	0	0	0	2	1	0	1	0	0	0	0	1	6	24	15	0	3	.237
Feb 25	vs Sacramento State	27	5	5	4	1	0	0	6	4	1	3	2	2	1	0	0	10	27	10	0	5	.231
Feb 25	at San Francisco	33	6	12	6	2	1	0	16	3	0	1	1	3	0	1	3	4	27	7	0	8	.248
Feb 27	CAL POLY	31	7	9	7	1	0	0	10	1	0	1	0	2	0	3	0	6	27	11	1	7	.253
*Mar 04	SAN DIEGO STATE	29	2	6	2	1	0	0	7	5	0	0	1	0	0	1	1	8	27	14	1	6	.248
*Mar 04	SAN DIEGO STATE	33	1	7	1	2	0	0	9	2	0	0	0	0	0	0	1	9	27	8	3	7	.245
Mar 05	UTAH	39	9	16	9	2	1	0	20	2	0	0	0	1	1	0	2	2	24	9	0	10	.262
Totals		390	61	102	56	14	2	2	126	39	1	11	6	19	4	7	12	84	318	125	9	91	.262

## 2018 San Jose State Baseball Team Game-by-Game for San Jose State (as of Mar 07, 2018) Pitching (All games)

Date	Opponent	ip	h	r	er	bb	so	2b	3b	hr	wp	bk	hbp	dp	ibb	score	w-l	sv	era
Feb 16	NORTHERN COLORAD	9.0	8	4	4	6	9	0	0	0	1	0	2	0	0	7-4	1-0	1	4.00
Feb 17	NORTHERN COLORAD	9.0	14	12	12	10	14	5	0	1	0	0	1	0	0	7-12	1-1	1	8.00
Feb 17	NORTHERN COLORAD	9.0	10	10	10	9	10	1	0	1	3	0	4	2	0	11-10	2-1	2	8.67
Feb 18	NORTHERN COLORAD	9.0	11	6	6	3	12	2	0	0	1	0	3	0	0	5-6	2-2	2	8.00
Feb 20	SANTA CLARA	9.0	5	4	3	3	11	0	0	1	1	0	3	0	0	1-4	2-3	2	7.00
Feb 24	at San Francisco	8.0	13	10	10	6	3	5	0	2	0	0	3	0	0	0-10	2-4	2	7.64
Feb 25	vs Sacramento State	9.0	5	4	4	7	9	0	0	0	0	0	0	2	0	5-4	3-4	3	7.11
Feb 25	at San Francisco	9.0	7	1	1	4	8	1	0	0	0	0	1	0	0	6-1	4-4	4	6.34
Feb 27	CAL POLY	9.0	11	4	4	8	7	4	2	0	1	0	0	3	0	7-4	5-4	5	6.07
*Mar 04	SAN DIEGO STATE	9.0	8	7	7	3	6	0	1	3	0	0	1	1	0	2-7	5-5	5	6.17
*Mar 04	SAN DIEGO STATE	9.0	16	11	7	3	3	2	1	0	1	0	0	1	0	1-11	5-6	5	6.24
Mar 05	UTAH	8.0	13	6	6	4	7	1	0	2	1	0	0	1	0	9-6	6-6	6	6.28
Totals		106.0	124	70	74	66	90	24	4	10	0	0	18	10	0	61-70	6-6	6	6.28