

SAN JOSÉ STATE SPARTANS BASKETBALL

Men's Basketball Contact: Dominic Urrutia | dominic.urrutia@sjsu.edu | 408-334-0843

SCHEDULE / RESULTS (5-4, 0-0 MW)

DATE	OPPONENT (TV)	RESULTS/TIME
Nov. 12	West Coast Baptist (MWN)	W, 109-70
15	Portland (MWN)	L, 66-79
17	Denver (MWN)	L, 69-74
22	at Saint Mary's (Comcast Hometown)	L, 64-81
27	at Washington State (Pac-12 Network)	W, 88-76
29	at Idaho (Big Sky Network)	W, 58-49
Dec. 3	Santa Clara (MWN)	W, 55-40
7	at Montana	L, 62-81
10	Life Pacific College (MWN)	W, 109-70
18	Bowling Green (MWN)	2:00 p.m.
21	Southern Utah (MWN)	7:00 p.m.
28	at Nevada * (MWN)	7:00 p.m.
Jan. 4	Colorado State * (Campus Insiders/MWN)	7:00 p.m.
7	Fresno State * (MWN)	2:00 p.m.
10	at San Diego State * (ESPN Netflix)	8:00 p.m.
14	at Air Force * (MWN)	2:00 p.m.
18	Wyoming * (MWN)	7:00 p.m.
21	Boise State * (MWN)	2:00 p.m.
25	at Colorado State * (ROOT Sports)	7:00 p.m.
28	UNLV * (MWN)	2:00 p.m.
Feb. 4	at New Mexico * (ROOT Sports)	4:00 p.m.
7	San Diego State * (CBS Sports Network)	8:00 p.m.
11	at UNLV * (Campus Insiders/MWN)	3:00 p.m.
15	at Fresno State * (MWN)	7:00 p.m.
18	Air Force * (MWN)	2:00 p.m.
22	Utah State * (MWN)	7:00 p.m.
25	at Boise State * (MWN)	2:00 p.m.
Mar. 1	Nevada * (Campus Insiders/MWN)	7:00 p.m.
4	at Wyoming * (MWN)	2:00 p.m.

All Times Local To Site
* - Mountain West Game
- Exhibition Game

PRONUNCIATION GUIDE

0	Terrell Brown	Terr-EL
32	Ryan Welage	Well-Edge
41	Ashtin Chastain	Chass-tain
	Dave Wojcik	Woe-Jick
	Mike Lepore	Le-pour
	Rodney Tention	Ten-shin
	Tyler Ojanen	Oh-je-nen

SAN JOSÉ STATE SPARTANS vs. BOWLING GREEN FALCONS

December 18, 2016 | 2:00 p.m. (PT) | San Jose, Calif. | The Event Center (5,000)



Mountain West Network
www.livestream.com/sanjosestate
Justin Allegri, play-by-play



KLIV 1590 AM
KJSJ 90.5 FM



@SJSUMBB
@SJSUAthletics

SAN JOSÉ STATE SPARTANS



Head Coach Dave Wojcik (Fourth Season)
2016-17 Record 5-4, 0-0 MW
Last 5 4-1
Home 3-2
Last Game ... Dec. 10 vs. Life Pacific College (W, 109-70)

2016-17 STATISTICAL LEADERS

Points/Game Brandon Clarke (13.8)
Rebounds/Game Brandon Clarke (7.2)
Assists Isaiah Nichols (27)
3-PT Made Ryan Welage (15)
Blocks Brandon Clarke (17)
Steals Isaac Thornton (16)
Field-Goal % Jaycee Hillsman (.558)
Free-Throw % Jaycee Hillsman (.889)
Three-Point % Jalen James (.433)
Minutes/Game Brandon Clarke (27.7)

BOWLING GREEN FALCONS



Head Coach Michael Huger (Second Season)
2016-17 Record 4-6, 0-0 MAC
Last 5 3-2
Away 0-4
Last Game Dec. 10 vs. Detroit Mercy (W, 74-61)

2016-17 STATISTICAL LEADERS

Points/Game Wes Alcegaire (12.6)
Rebounds/Game Demajeo Wiggins (5.2)
Assists Ismail Ali (49)
3-PT Made Wes Alcegaire (16)
Blocks Demajeo Wiggins (7)
Steals Zack Denny (20)
Field-Goal % Wes Alcegaire (.475)
Free-Throw % Zack Denny (.880)
Three-Point % Matt Fox (.463)
Minutes/Game Zack Denny (29.9)

POSSIBLE SAN JOSÉ STATE STARTERS

21 JAMES G

8.1 ppg
3.7 rpg
2.4 apg
40.3 FG%
43.0 3FG%

20 THORNTON G

5.1 ppg
1.8 rpg
2.2 apg
1.9 Stl/g
38.7 FG%

25 HILLSMAN G

9.1 ppg
4.1 rpg
1.0 apg
55.8 FG%
88.9 FT%

15 CLARKE F

13.8 ppg
7.2 rpg
1.9 apg
1.9 bpg
54.0 FG%

32 WELAGE F

12.9 ppg
5.4 rpg
1.2 apg
43.3 FG%
37.5 3FG%

OFF THE TOP

San José State and Bowling Green have met just once, resulting in a 49-48 Spartan victory on February 3, 1950 ... The Spartans are 6-6 all-time versus the 12 current members of the Mid-American Conference, with no more than three meetings against a single member ... Both teams come into Sunday's game having won four of the last six games ... Sunday's game will be the first for both teams since the player's completed their finals for the fall term ... The Spartans are 3-2 at home while the Falcons are 0-4 on the road in 2016-17 ... Cody Schwartz enters in after a season-high 17 points and five made 3-pointers in the last outing against Life Pacific College.

2016-17 SAN JOSÉ STATE ROSTER

##	NAME	POS	HT	WT	YR	EXP	HOMETOWN (PREVIOUS SCHOOL)	GP-GS	PPG	RPG	AST	BLK	STL
0	Terrell Brown	G	6-2	160	Fr.	HS	Hayward, Calif. (Moreau Catholic HS)	8-0	6.0	1.6	8	1	6
2	Gary Williams Jr.	G	6-5	215	Sr.	1V	Vallejo, Calif. (Indian Hills Junior College)	7-4	6.1	3.0	7	1	1
4	Brandon Mitchell	F	6-6	210	Jr.	2V	Memphis, Tenn. (Ridgeway HS)	8-0	3.1	4.0	2	2	4
5	Keith Fisher III	F	6-8	215	Fr.	HS	Los Angeles, Calif. (Westchester HS)	-	-	-	-	-	-
10	Isaiah Nichols	G	6-5	180	Fr.	HS	Oxnard, Calif. (Santa Clara HS)	9-7	5.4	3.1	27	0	9
11	E.J. Boyce	G	6-2	170	So.	JC	Boise, Idaho (College of Southern Idaho)	8-1	4.0	0.8	5	0	3
15	Brandon Clarke	G	6-8	210	So.	1V	Pheonix, Ariz. (Desert Vista HS)	9-9	13.8	7.2	14	17	11
20	Isaac Thornton	G	6-2	185	Sr.	3V	San Antonio, Texas (Sam Houston HS)	9-9	5.1	1.8	20	4	16
21	Jalen James	G	6-4	175	Jr.	2V	Chicago, Ill. (La Lumiere School)	9-1	8.1	3.7	22	0	8
22	Nai Carlisle	G	6-2	200	Fr.	HS	West Lafayette, Ind. (West Lafayette HS)	-	-	-	-	-	-
24	Ryan Singer	F	6-10	235	So.	1V	Littleton, Colo. (Massanutten Military Academy)	6-1	0.3	1.3	2	0	0
25	Jaycee Hillsman	G	6-6	225	So.	1V	Champaign, Ill. (Simeon HS)	9-5	9.1	4.1	9	3	3
32	Ryan Welage	F	6-9	205	So.	1V	Greensburg, Ind. (Greensburg Community HS)	9-8	12.9	5.4	7	1	8
33	Cody Schwartz	F	6-8	210	So.	1V	De Pere, Wis. (West De Pere HS)	9-0	3.4	1.6	4	2	0
41	Ashtin Chastain	C	6-11	245	Fr.	RS	Norco, Calif. (Norco HS)	6-0	1.5	0.7	1	1	0

Head Coach: Dave Wojcik, 4th season

Assistant Coach: Rodney Tention, 2nd season

Assistant Coach: Mike Lepore, 3rd season

Assistant Coach: Tyler Ojanen, 3rd season

Director of Operations: Ryan Cooper, 1st season

SPARTAN CAREER WATCH

Blocked Shots

1.	Gerald Thomas	1984, 86-88	127
2.	Chris Oaks	2008-10	111
3.	Menelik Barbary	2006-07	87
4.	Chris McNealy	1981-83	81
5.	Darnell Williams	2000-01	75
6.	Lance Holloway	2004, 06-08	58
	Kevin Logan	1990-93	58
8.	Brandon Clarke	2015-P	56
9.	Mike Brotherton	1991, 93-95	55
10.	Alex Brown	2013	49

Steals

1.	Justin Graham	2007-11	209
2.	Tito Addison	1995-97	125
3.	Isaac Thornton	2013-P	124
4.	Mike Mendez	1979-81	114
5.	Terry Cannon	1990-92, 94	113

20-POINT GAMES

Ryan Welage (1)

20, at Washington State, 11/27

Brandon Clarke (1)

28, vs. Portland, 11/15

E.J. Boyce (1)

20, vs. West Coast Baptist, 11/12

DOUBLE-DOUBLES

Brandon Clarke (3)

12 points & 11 rebounds, at Washington State, 11/27

13 points & 10 rebounds, vs. Denver, 11/17

28 points & 10 rebounds, vs. Portland, 11/15

Ryan Welage (1)

20 points & 11 rebounds, at Washington State, 11/27

CODY SCHWARTZ HAS ARRIVED

Cody Schwartz (6-8, So., F, De Pere, Wis.) had been struggling to find his shot in the early goings of 2016-17, but it was found in the Spartans' 109-70 win over Life Pacific College. Schwartz knocked down a season-high five 3-pointers for a season-high 17 points. He had made 4-of-20 from downtown on the year leading up to that game. Schwartz began last season in a similar slump, but turned on the jets to become the Mountain West's freshman leader in made three-point baskets.

SPARTANS TIE PROGRAM RECORD

San José State recorded 30 assists on 39 made baskets in the win over Life Pacific. The mark tied the single-game record set in 2001 against Holy Names and became the new 2016-17 high among Mountain West teams.

FIVE SINGLE-GAME HIGHS IN THE MOUNTAIN WEST

San José State owns five individual single-game highs so far this year in the Mountain West:

- 30 assists vs. Life Pacific College, 12/10
- 12 field goals made by Brandon Clarke vs. Portland, 11/15
- 26 field goals attempted by Brandon Clarke vs. Portland, 11/15
- 10 assists by Isaiah Nichols vs. Portland, 11/15
- 6 blocks by Brandon Clarke at Idaho, 11/29

MOVING UP THE CAREER RANKS

Brandon Clarke and Isaac Thornton are climbing their way up the San José State career lists as games go on in 2016-17. Clarke is currently eighth all-time on the career-blocks list with 56. He is three swats away from jumping up into sixth all-time where Lance Holloway (2004, 06-08) and Kevin Logan (1990-93) currently sit. Thornton has 124 career steals and is two shy of taking sole possession of second all-time on the career steals list. Justin Graham (2007-11) is the program's career leader by far with 209 steals.

HILLSMAN NOTCHES DOUBLE-DOUBLE

Jaycee Hillsman continued an excellent stretch of basketball with 11 points and 10 rebounds in the win over Life Pacific. In the last six games Hillsman is shooting 69.2 percent (18-26) from the floor while averaging 10.2 points and 4.3 rebounds. Hillsman is one of a handful of Spartans which have performed well in both roles as a starter and a reserve. A new approach to attacking the basket this season has been one of his biggest improvement from his freshman season. He finished last year shooting 31.0 percent, and is currently at a team-high 55.8 percent this year. He's also the teams best free throw shooter at 88.9 percent.

2016-17 REGULAR SEASON MW STANDINGS (as of 12/14)

	CONFERENCE					OVERALL							
Team (AP/Coaches)	W	L	Pct.	Home	Away	W	L	Pct.	Home	Away	Neut.	Last 10	Strk
Colorado State	0	0	.000	0-0	0-0	8	2	.800	7-1	1-1	0-0	8-2	W2
Nevada	0	0	.000	0-0	0-0	8	2	.800	4-0	2-1	2-1	8-2	W3
Wyoming	0	0	.000	0-0	0-0	7	2	.778	6-0	1-2	0-0	7-3	W4
Fresno State	0	0	.000	0-0	0-0	6	3	.667	4-1	2-2	0-0	6-4	W1
New Mexico	0	0	.000	0-0	0-0	6	4	.600	5-0	0-2	1-2	6-4	L1
Boise State	0	0	.000	0-0	0-0	5	4	.556	3-0	1-3	1-1	5-5	W1
San Diego State	0	0	.000	0-0	0-0	5	4	.556	4-1	0-3	1-0	5-5	W1
San José State	0	0	.000	0-0	0-0	5	4	.556	4-2	1-2	0-0	5-5	W1
UNLV	0	0	.000	0-0	0-0	5	4	.556	4-2	1-1	0-1	5-5	L2
Utah State	0	0	.000	0-0	0-0	5	4	.556	3-1	2-0	0-3	5-5	W2
Air Force	0	0	.000	0-0	0-0	6	5	.545	6-1	0-2	0-2	6-4	L2

2016-17 MW PREDICTED ORDER OF FINISH

Place	Team (1st-place votes)	Points
1.	San Diego State (23)	293
2.	Nevada	253
3.	New Mexico (3)	249
4.	Fresno State (1)	200
5.	Boise State	164
6.	Utah State	153
7.	Colorado State	146
8.	UNLV	120
9.	Air Force	90
10.	Wyoming	73
11.	San José State	41

TEAM RANKS IN THE MW

Rebounding Margin	G	No.	Avg/G	Margin
1. Colorado State	10	403	40.3	+7.4
2. San José State	9	342	38.0	+5.4
3. Air Force	11	401	36.5	+3.5
4. Boise State	9	319	35.4	+3.4
5. UNLV	9	350	38.9	+2.6

Offensive Rebounds	G	No.	Avg/G
1. San José State	9	111	12.3
2. Colorado State	10	114	11.4
3. San Diego State	9	102	11.3
4. Nevada	10	112	11.2
5. UNLV	9	97	10.8

Turnover Margin	G	No.	Avg/G	Margin
1. San Jose State	9	118	13.1	+2.6
2. San Diego State	9	105	11.7	+1.9
3. New Mexico	10	132	13.2	+1.5
4. Air Force	11	118	10.7	+1.5
5. Wyoming	9	115	12.8	+0.9

Steals	G	No.	Avg/G
1. Fresno State	9	82	9.1
2. San José State	9	69	7.7
3. San Diego State	9	65	7.2
4. Utah State	9	55	6.1
5. New Mexico	10	61	6.1

3-point FGM	G	No.	Avg/G
1. Wyoming	9	85	9.4
2. Air Force	11	100	9.1
3. Nevada	10	84	8.4
4. San José State	9	68	7.6
Boise State	9	68	7.6

CLARKE & WELAGE LEAD THE WAY

The Spartans have been led in scoring by somebody other than Brandon Clarke and Ryan Welage just one time – E.J. Boyce's 20 points in the season-opening win over West Coast Baptist. Clarke has had three double-doubles, and nearly a fourth with his 18 points and nine rebounds in the last outing against Life Pacific. His strength and leaping ability around the basket have been on display in nearly every game, while Welage has improved his touch on the mid-range jumper and remains the team's leading three-point shooter.

KNOW YOUR ROLE

Coach Dave Wojcik has been able to use Gary Williams, Jr. (6-5, Sr., G, Vallejo, Calif.) in a multitude of ways this season. Williams has started four games and come off the bench for three. He was a part of the starting lineup during the three-game win streak over Washington State, Idaho and Santa Clara. Williams hasn't played more than 22 minutes in any single game, but he has found a way to make an impact in every contest. Last time out, three of his four assists were kick-outs to Cody Schwartz for 3-pointers – the other was a lob off the backboard to a soaring Brandon Clarke for a dunk. Williams' season-high 12 points came at Washington State when he was inserted into the starting lineup for the first time – SJSU defeated WSU by 12, 88-76.

RELEASE THE HAWK

Brandon Mitchell (6-6, Jr., F, Memphis, Tenn.), aka the hawk, has been a spark off the bench in limited minutes throughout the year. After redshirting last season, Mitchell has returned to average 3.1 points and 4.0 rebounds per game. While the numbers don't jump out at you, subtle moments like his 3-ball that ignited an 18-0 run in the Santa Clara win, and his pair of blocks which helped the Spartans increase a three-point lead to 11 points at Washington State, have been turning points during games. Mitchell is averaging 11.0 minutes per game, but has made the most of his playing time throughout the first nine contests.

TOPS IN THE MW FOR TURNOVER MARGIN

San José State owns the Mountain West's best turnover margin at +2.6. The Spartans are forcing a league-leading 15.7 turnovers per game on their opponents and the team's 7.7 steals per game is second among the 11-team conference.

MORE MOUNTAIN WEST RANKINGS

San José State leads the league with an average of 12.2 offensive rebounds per game. Overall, the Spartans are second in the MW with a +5.4 rebounding margin. Other per-game team rankings among the conference's top-five include: scoring offense (68.9 – 5th), Steals (7.7 – 2nd), and 3-pointers made per game (7.6 – 4th).

INDIVIDUAL RANKS IN THE MW

Rebounding	G	Off	Def	Tot	Avg/G
1. Emmanuel Omogo -CS	10	26	85	111	11.1
2. Jordan Caroline-NV	10	33	54	87	8.7
3. Chandler Hutchison-BSU	9	7	68	75	8.3
4. Dwayne Morgan-LV	8	11	47	58	7.3
5. Brandon Clarke-SJ	9	27	38	65	7.2

Steals	G	No.	Avg/G
1. Jaron Hopkins-FS	9	21	2.3
2. Shane Rector-US	9	17	1.9
3. Isaac Thornton-SJ	9	16	1.8
4. Trey Kell-SD	9	15	1.7
5. Cullen Russo-FS	9	14	1.6

Field Goal Percentage	G	FGM	FGA	Pct.
1. Tim Williams-NM	8	53	84	.631
2. Chandler Hutchison-BSU	9	61	111	.550
3. Brandon Clarke-SJ	9	54	100	.540
4. Jalen Moore-US	9	51	100	.510
5. Jaron Hopkins	9	52	102	.510

Free Throw Percentage	G	FTM	FTA	Pct.
1. Jaycee Hillsman-SJ	9	32	36	.889
2. Jalen Poyser-LV	9	40	47	.851
3. Jacob Van-AF	11	34	40	.850
4. Marcus Marshall-NV	10	54	64	.844
5. D.J. Fenner-NV	10	32	38	.842

Blocked Shots	G	No.	Avg/G
1. Cameron Oliver-NV	10	32	3.2
2. Brandon Clarke-SJ	9	17	1.9
3. Alan Henderson-WY	9	15	1.7
4. Valentine Izundu-SD	8	11	1.4
Dwayne Morgan-LV	8	11	1.4

Offensive Rebounds	G	No.	Avg/G
1. Jordan Caroline-NV	10	33	3.3
2. Brandon Clarke-SJ	9	27	3.0
3. Emmanuel Omogbo-CS	10	26	2.6
4. Tim Williams-NM	8	20	2.5
5. Zylan Cheatham-SD	9	21	2.3

WIN STREAK ENDS AT MONTANA

A three-game win streak came to an end last Tuesday night with an 81-62 loss on the road at Montana. The Spartans began the game 1-of-9 shooting and had nine first-half turnovers. While an 11-0 run helped cut the Grizzlies' 19-point lead down to six points, the deficit was too much to overcome. SJSU finished the game with a season-high 19 turnovers, on which the Grizzlies scored 30 points. Free throw shooting was another area that hurt SJSU, which made 9-of-20, while Montana sank 20-of-23 from the line.

SPARTANS CLAMP DOWN ON SANTA CLARA

San José State allowed Santa Clara to only make three field goals in the second half of Saturday's 55-40 win. The Broncos didn't hit their first shot of the second period until the 7:37 mark. Meanwhile SJSU put together an 18-0 run which spanned both halves. The closest Santa Clara could get was 12 points with 6:45 left to play. Santa Clara finished the game shooting 28.3 percent (13-46) from the floor. Ryan Welage and Isaiah Nichols led the Spartans with 12 points apiece – Welage's fourth straight game as the team's scoring leader.

HISTORIC PERFORMANCES ON DEFENSE

In two wins last week, San José State held the University of Idaho to 49 points and Santa Clara to 40 points. It was the first time since the 1999-2000 season that the Spartans won back-to-back games while holding the opponents under 50 points. Before that, it hadn't been done since December of 1981. The Santa Clara game was the first time SJSU held a Division I opponent to 40 points or less since Feb. 18, 1961, in a 40-39 loss to San Francisco.

SPARTANS TAKE DOWN WASHINGTON STATE

San José State beat Washington State 88-76 on Sunday afternoon for the first win against the Cougars since 1990 and the first win against a Pac-12 team since 2010. Ryan Welage and Brandon Clarke both finished with a double-double, and that was only the surface of a very balanced offensive performance for the Spartans who had five players in double-figure scoring. There were six lead changes in the game and they were all within the first 10 minutes of the opening period. From there, it was all San José State.

CLIPS FROM THE FIRST ROAD TRIP

San José State's first road trip of the year included wins against Washington State

(88-76) and Idaho (58-49). Back-to-back victories away from home hadn't happened since December of 2012 when the Spartans beat Texas State (12/29) and UT Arlington (12/31). SJSU dropped the first contest of the three-game trip to Saint Mary's, currently ranked 12th in the country, 81-64. Despite the loss SJSU hung tight with the Gaels through 30 minutes of the game, which had 11 lead changes and was tied six times. San José State found some mojo against one of the country's best teams and used it to begin a three-game winning streak.

KEYS TO SUCCESS ON THE ROAD

Four things that really stood out about the Spartans on their one and only road trip this season were: second-chance points, bench production, getting to the free throw line and taking care of the basketball. San José State averaged 14.3 second-chance points per game on the trip, while the opponents averaged 7.0. The Spartan bench outscored the opponents 71-44, including a 32-10 advantage in the win over Washington State. Behind Jaycee Hillsman's 22 attempts, SJSU averaged 19.3 free throw tries per game - making 77.6 percent (45-58). Finally, San José State had a season-low eight turnovers at Washington State and finished the trip averaging just 9.0 turnovers per game.

OUTSTANDING TRIP FOR WELAGE

A tough shooting night at Idaho (6-19) was the only blemish on an outstanding road trip for Ryan Welage who led the team in scoring during all three games. He extended his season-high in points with 17 at Saint Mary's and then extended it again with 20 at Washington State. He pulled down a career-high 11 rebounds for a double-double in the win over the Cougars. Welage averaged 17.3 points and 8.0 rebounds on the trip, but his best stat was just one turnover in 94 minutes played.

0	Terrell Brown (Terr-EL) Guard • 6-2 • 160 • Fr. • HS Hayward, Calif. (Moreau Catholic HS)	PPG 16-17 6.0 MW -- Career Highs: Pts: 14	RPG 1.6 -- --	APG 1.0 -- --	FG .424 -- --	3FG .357 -- --	FT .750 -- --	Shares the same hometown as BGSU guard Ismail Ali ... Averaging 6.0 ppg in 15.3 minutes off the bench ... Speed is his strength ... A 2015-16 All-Mission Valley Athletic League point guard.
2	Gary Williams, Jr. Guard • 6-5 • 215 • Sr. • 1V Vallejo, Calif. (Indian Hills JC)	PPG 16-17 6.1 MW -- Season Highs: Pts: 12 Career Highs: Pts: 18	RPG 3.0 -- --	APG 1.0 -- --	FG .390 -- --	3FG .400 -- --	FT .700 -- --	Instrumental in getting teammate Cody Schwartz going last game with three of four assists leading to 3-pointers by Schwartz ... Scored a season-high 12 points in his first start at Washington State (WSU) ... Started in wins against WSU, Idaho and Santa Clara.
4	Brandon Mitchell Forward • 6-6 • 210 • Jr. • 2V Memphis, Tenn. (Ridgeway HS)	PPG 16-17 3.1 MW -- Season Highs: Pts: 5 Career Highs: Pts: 12	RPG 4.0 -- --	APG 0.3 -- --	FG .556 -- --	3FG .250 -- --	FT .667 -- --	Known to his teammates as "the hawk" ... Timely contributions in limited minutes off the bench have been consistent throughout the year ... Helped SJSU grow a 3-point lead to 11 at Washington State ... A top-10 rebounder during MW play in 2014-15.
10	Isaiah Nichols Guard • 6-5 • 180 • Fr. • HS Oxnard, Calif. (Santa Clara HS)	PPG 16-17 5.4 MW -- Career Highs: Pts: 12	RPG 3.1 -- --	APG 3.0 -- --	FG .408 -- --	3FG .333 -- --	FT .267 -- --	The only freshman to start this year ... Season-high 12 points in the Santa Clara win ... Played the 2015-16 season for Avon (Conn.) Old Farms Prep, where he averaged 15.3 pts, 6.9 reb and 4.7 ast per game.
11	E. J. Boyce Guard • 6-2 • 170 • So. • JC Boise, Idaho (College of Southern Idaho)	PPG 16-17 4.0 MW -- Career Highs: Pts: 20	RPG 0.8 -- --	APG 0.6 -- --	FG .357 -- --	3FG .385 -- --	FT .667 -- --	Game-high 20 points in his Spartan debut versus West Coast Baptist ... All but two shots have come from behind the arc ... 9.2 ppg over 23 contests during 2015-16 at the College of Southern Idaho ... Graduate of Rocky Mountain HS in Meridian, Idaho.
15	Brandon Clarke Guard • 6-8 • 210 • So. • 1V Phoenix, Ariz. (Desert Vista HS)	PPG 16-17 13.8 MW -- Season Highs: Pts: 28 Career Highs: Pts: 28	RPG 7.2 -- --	APG 1.9 -- --	FG .540 -- --	3FG .000 -- --	FT .571 -- --	16 points in 14 first-half minutes last game against Life Pacific College ... SJSU single-game record six blocks in the Idaho win ... Three doubles-doubles ... Career-high 28 points with 10 rebounds versus Portland ... Reigning MW Sixth Man of the Year.
20	Isaac Thornton Guard • 6-2 • 185 • Sr. • 3V San Antonio, Texas (Sam Houston HS)	PPG 16-17 5.1 MW -- Season Highs: Pts: 12 Career Highs: Pts: 17	RPG 1.8 -- --	APG 2.2 -- --	FG .387 -- --	3FG .286 -- --	FT .783 -- --	Two steals away from second all-time in program history ... SJSU's most experienced player and one of two players in Wojcik's first recruiting class (Jalen James) ... A Mountain West Student-Athlete Advisory Committee (SAAC) representative to the NCAA.
21	Jalen James Guard • 6-4 • 175 • Jr. • 2V Chicago, Ill. (La Lumiere School)	PPG 16-17 8.1 MW -- Season Highs: Pts: 13 Career Highs: Pts: 13	RPG 3.7 -- --	APG 2.4 -- --	FG .403 -- --	3FG .433 -- --	FT .833 -- --	Made first start of the year last game ... Team's top-scoring point guard at 8.1 ppg ... Second on the team in made 3-pointers ... Has taken the role of veteran at the point guard position ... One of the team's most active community leaders.
22	Nai Carlisle (Nye, like eye) Guard • 6-2 • 200 • Fr. • HS West Lafayette, Ind. (West Lafayette HS)	PPG 16-17 -- MW -- Season Highs: -- Career Highs: Pts: N/A	RPG -- -- --	APG -- -- --	FG -- -- --	3FG -- -- --	FT -- -- --	Has not played yet in 2016-17 ... Senior year per-game averages of 18.7 points, 4.9 rebounds and 3.8 assists as the starting senior point guard ... Invited to The Top-60 Senior Workout, hosted by Hoosier Basketball Magazine ... Indiana Basketball Coaches Association's Senior Honorable Mention list.
24	Ryan Singer Forward • 6-10 • 235 • So. • 1V Littleton, Colo. (Massanutten Military Acad.)	PPG 16-17 0.3 MW -- Season Highs: Pts: 2 Career Highs: Pts: 8	RPG 1.3 -- --	APG 0.3 -- --	FG .125 -- --	3FG .000 -- --	FT .000 -- --	Considered hockey his number one sport growing up in the Denver area ... The oldest of four children and his sister Erin is an outside hitter for the SJSU women's volleyball team ... Avid fan of the defending Super Bowl champion Denver Broncos.
25	Jaycee Hillsman Guard • 6-6 • 225 • So. • 1V Champaign, Ill. (Simeon HS)	PPG 16-17 9.1 MW -- Season Highs: Pts: 16 Career Highs: Pts: 16	RPG 4.1 -- --	APG 1.0 -- --	FG .558 -- --	3FG .200 -- --	FT .889 -- --	1st career double-double against Life Pacific (12/10) ... The team's top free-throw shooter (.889) ... Career-high 16 points and six rebounds at #15-Saint Mary's ... Credits his mother for helping him lose 20 pounds during this past offseason at home.
32	Ryan Welage (well-edge) Forward • 6-9 • 205 • So. • 1V Greensburg, Ind. (Greensburg HS)	PPG 16-17 12.9 MW -- Season Highs: Pts: 20 Career Highs: Pts: 28	RPG 5.4 -- --	APG 1.2 -- --	FG .433 -- --	3FG .375 -- --	FT .810 -- --	Leads the team in made 3-pointers (15) ... Much-improved free throw shooter at 81.0 % after 52.7 % last year ... Played on the varsity tennis team in High School ... Considers himself a Corn Hole champion ... Hails from Greensburg, Ind., a town of 11,747.
33	Cody Schwartz Forward • 6-8 • 210 • So. • 1V De Pere, Wis. (West De Pere HS)	PPG 16-17 3.4 MW -- Season Highs: Pts: 17 Career Highs: Pts: 20	RPG 1.6 -- --	APG 0.3 -- --	FG .323 -- --	3FG .333 -- --	FT 1.000 -- --	Hit five 3-pointers and scored a season-high 17 points last game vs. Life Pacific ... 52 made 3-point baskets was tops in the MW among freshmen in 2015-16 ... 7.0 pts and 2.7 reb per game in 31 appearances during 2015-16 ... Born in Green Bay and loves the Packers.
41	Ashtin Chastain Center • 6-11 • 245 • Fr. • RS Norco, Calif. (Norco HS)	PPG 16-17 2.3 MW -- Career Highs: Pts: 7	RPG 1.0 -- --	APG 0.2 -- --	FG 1.000 -- --	3FG .000 -- --	FT .375 -- --	Appeared in five games this season as a reserve ... Came off the bench and hit two free throws in the first half against Santa Clara ... Scored seven points in seven minutes of action off the bench against West Coast Baptist in his return after redshirting last season.

2016-17 RADIO/TV ROSTER




0
Terrell Brown
6-2, 165, G, Fr.
Hayward, Calif.



2
Gary Williams, Jr.
6-5, 215, G, Sr.
Vallejo, Calif.



4
Brandon Mitchell
6-6, 210, F, Jr.
Memphis, Tenn.




5
Keith Fisher III
6-8, 215, F, Fr.
Los Angeles, Calif.




10
Isaiah Nichols
6-5, 180, G, Fr.
Oxnard, Calif.




11
E.J. Boyce
6-2, 170, So.
Boise, Idaho



15
Brandon Clarke
6-8, 210, G, So.
Phoenix, Ariz.



20
Isaac Thornton
6-2, 185, G, Sr.
San Antonio, Texas




21
Jalen James
6-4, 175, G, So.
Chicago, Ill.



22
Nai Carlisle
6-2, 200, G, Fr.
West Lafayette, Ind.




24
Ryan Singer
6-10, 235, F, So.
Littleton, Colo.




25
Jaycee Hillsman
6-6, 225, G, So.
Champaign, Ill.



32
Ryan Welage
6-6, 205, F, So.
Greensburg, Ind.



33
Cody Schwartz
6-8, 210, F, Fr.
West De Pere, Wis.



41
Ashtin Chastain
6-11, 245, C, Fr.
Norco, Calif.



Dave Wojcik
Head Coach



Rodney Tention
Assistant Coach




Mike Lepore
Assistant Coach



Tyler Ojanen
Assistant Coach




Ryan Cooper
Director of
Basketball Operations



Official Basketball Box Score -- Game Totals -- Final Statistics

Life Pacific College vs San Jose State

12/10/16 2:00 PM at San Jose, Calif. (The Event Center)



Life Pacific College 70 • 5-6

#	Player		Total		3-Ptr		Rebounds			PF	TP	A	TO	Blk	Stl	Min
			FG-FGA	FG-FGA	FT-FTA	Off	Def	Tot								
13	Trent Rowser	f	2-6	1-3	0-0	0	2	2	4	5	2	0	0	1	30	
33	Eddie Campos		4-6	3-4	1-2	0	0	0	4	12	1	3	0	0	20	
02	Mark Eden	g	5-11	3-3	2-2	0	4	4	3	15	5	3	0	2	36	
12	James Noble		1-6	1-5	0-0	0	1	1	1	3	2	1	0	1	20	
21	Blake Terry	g	2-6	0-2	5-5	1	2	3	4	9	1	5	0	1	29	
03	Elijah Todd		0-1	0-1	0-0	0	0	0	0	1	0	0	0	0	4	
11	Julian Guzman		1-1	0-0	0-0	0	0	0	0	2	0	0	0	0	2	
30	Ramez Michail		4-9	2-3	5-5	0	3	3	2	15	4	2	0	1	35	
32	Hezekiah Banks		0-1	0-0	0-0	0	4	4	1	0	1	1	0	0	13	
40	Juaquin Zavala		3-7	3-7	0-0	0	0	0	1	9	0	0	0	0	11	
Team						1	0	1								
Totals			22-54	13-28	13-14	2	16	18	21	70	16	16	0	6	200	

FG % 1st Half: 10-28 35.7%

2nd half: 12-26 46.2%

Game: 22-54 40.7%

3FG % 1st Half: 7-16 43.8%

2nd half: 6-12 50.0%

Game: 13-28 46.4%

FT % 1st Half: 3-3 100.0

2nd half: 10-11 90.9%

Game: 13-14 92.9%

Deadball Rebounds 2,1

San Jose State 109 • 5-4

#	Player		Total		3-Ptr		Rebounds			PF	TP	A	TO	Blk	Stl	Min
			FG-FGA	FG-FGA	FT-FTA	Off	Def	Tot								
15	CLARKE, Brandon	f	9-12	0-0	0-0	5	4	9	1	18	3	2	1	0	18	
32	WELAGE, Ryan		4-8	0-0	6-6	2	4	6	1	14	2	1	0	2	20	
20	THORNTON, Isaac	g	2-2	2-2	0-0	0	0	0	0	6	5	0	0	1	14	
21	JAMES, Jalen		1-5	1-3	2-2	0	4	4	1	5	3	0	0	0	14	
25	HILLSMAN, Jaycee	g	4-8	0-1	3-4	5	5	10	0	11	3	1	0	0	26	
00	BROWN, Terrell		2-2	1-1	5-6	2	1	3	2	10	2	1	1	2	19	
02	WILLIAMS, JR. GARY		5-9	1-3	0-0	2	2	4	1	11	4	0	0	0	15	
04	MITCHELL, Brandon		2-4	0-0	0-0	2	4	6	1	4	0	1	0	2	12	
10	NICHOLS, Isaiah		3-7	1-2	0-2	0	2	2	3	7	6	3	0	2	18	
11	BOYCE, E.J.		2-6	2-6	0-0	0	0	0	0	6	0	1	0	0	14	
24	SINGER, Ryan		0-1	0-0	0-1	0	2	2	1	0	1	0	0	0	10	
33	SCHWARTZ, Cody		5-7	5-7	2-2	0	1	1	2	17	1	0	0	0	15	
41	CHASTAIN, Ashton		0-0	0-0	0-1	0	0	0	2	0	0	1	0	0	5	
Team						1	0	1								
Totals			39-71	13-25	18-24	19	29	48	15	109	30	11	2	9	200	

FG % 1st Half: 22-38 57.9%

2nd half: 17-33 51.5%

Game: 39-71 54.9%

3FG % 1st Half: 2-9 22.2%

2nd half: 11-16 68.8%

Game: 13-25 52.0%

FT % 1st Half: 13-16 81.3%

2nd half: 5-8 62.5%

Game: 18-24 75.0%

Deadball Rebounds 2

Officials: Michael Irving, Duane Allen, Scot DeBo

Technical fouls: Life Pacific College-None. San Jose State-None.

Attendance: 1323

Score by periods	1st	2nd	Total	
Life Pacific College	30	40	70	
San Jose State	59	50	109	

	Points	In	Off	2nd	Fast	Bench
LPC	18	7	24	3	26	
SJ	42	22	24	8	55	

Last FG - LPC 2nd-00:48, SJ 2nd-01:07.

Largest lead - LPC None, SJ by 46 2nd-03:00.

LPC led for 00:00. SJ led for 39:52. Game was tied for 00:08.

Score tied - 0 times.

Lead changed - 0 times.

SPARTANS SAIL PAST LIFE PACIFIC COLLEGE

Jaycee Hillsman finished with his first-career double-double.

San Jose, Calif. --- Cody Schwartz erupted for five 3-pointers in the second half and the San José State men's basketball team defeated Life Pacific College, 109-70, in a nonconference game inside The Event Center.

San José State hit the century mark for the second time this season, making it the first year with multiple 100-point games since 1970-71 - The Spartans defeated West Coast Baptist by the same score, 109-70, in the season opener.

Brandon Clarke nearly had a double-double in the first half with 12 points and nine rebounds - which was one more rebound than the entire Warriors team in the first 20 minutes. Clarke finished with a game-high 18 points in as many minutes.

The Spartans (5-4) went into the half with a 59-30 lead.

Behind Schwartz's display from downtown, San José State hit a season-high 13 3-pointers. Three out of four assists for Gary Williams, Jr., came when he found Schwartz in his sweet spot beyond the arc. Williams finished with 11 points, four rebounds and four assists.

Jaycee Hillsman recorded the first double-double of his career with 11 points and a career-high 10 rebounds. His layup with 3:00 left in the second period gave SJSU its largest lead, 105-59.

Ryan Welage scored 14 points and Terrell Brown finished with 10 points to round out SJSU's double-digit scorers.

San Jose State had a season-high 30 assists and just 11 turnovers. The Spartans also outrebounded the Warriors, 48-18.

Guard Mark Eden and forward Ramez Michail led Life Pacific (5-5) in scoring with 15 each.

San José State returns to action after fall semester final exams to face Bowling Green in a December 18, 2:00 p.m. non-conference home game at The Event Center.

TOP PERFORMERS

#15 BRANDON CLARKE, F

Scored 16 of his game-high 18 points in the first half to get the Spartans rolling ... Had nine first-half rebounds which were more than the entire Life Pacific team combined in the first 20 minutes ... Finished the game 9-of-12 from the floor.

#33 CODY SCHWARTZ, F

Hit five second-half 3-pointers ... Finished with a season-high 17 points on 5-of-7 shooting from the floor.

#2 GARY WILLIAMS, JR., G

Scored 11 points in 15 minutes of work ... Three of his four assists were kickouts to Cody Schwartz for 3-point baskets ... 5-of-9 shooting and zero turnovers.

2016-17 SEASON BOX SCORES

Official Basketball Box Score -- Game Totals -- Final Statistics West Coast Baptist vs San Jose State 11/12/16 2:00 PM at San Jose, Calif. (The Event Center)

West Coast Baptist 70 • 0-1

#	Player	Total		3-Ptr		Rebounds			PF	TP	A	TO	Blk	Stl	Min
		FG	FGA	FG	FGA	FT	FTA	Off Def Tot							
33	WOODSEN, JR., Ali	f	3-5	1-2	0-0	2	2	4	2	7	1	3	0	1	20
21	VICENTE, Imaan	c	5-15	1-5	6-11	0	1	1	4	17	2	1	0	0	20
15	FOSTER, Daniel	g	5-18	1-8	1-2	1	7	8	4	12	7	5	0	3	38
22	HANNA, Seth	g	2-5	1-3	3-4	1	0	1	5	8	1	3	0	1	25
35	CORL, Nicholas	g	2-5	1-3	0-0	0	2	2	2	5	1	2	0	0	30
12	MENJIVAR, Samuel	g	0-0	0-0	0-0	0	0	0	0	0	1	0	0	0	1
13	FERNER, Jack	g	1-1	1-1	0-0	0	0	0	0	3	0	0	0	0	2
23	YOU, Nakwon	g	0-0	0-0	0-0	1	0	1	0	0	1	0	0	0	4
24	CARR, Timothy	g	3-4	2-2	3-3	0	1	1	3	11	0	3	0	0	14
30	SKELLY, Caleb	g	0-3	0-2	0-0	0	1	1	1	0	0	0	0	0	14
41	RUSSELL, Ian	g	0-0	0-0	0-0	0	0	0	2	0	0	0	0	0	5
42	BRATT, Jeffery	g	0-0	0-0	0-0	1	0	1	2	0	0	1	0	0	4
44	BALDWIN, Ryan	g	1-1	0-0	0-0	0	0	0	0	2	0	1	0	0	7
52	TYRELL, Levi	g	1-3	0-2	3-4	0	1	1	5	5	0	0	0	1	16
Team						2	2	4							
Totals			23-60	8-28	16-24	8	17	25	30	70	13	20	0	6	200

FG % 1st Half: 11-31 35.5% 2nd half: 12-29 41.4% Game: 23-60 38.3%
3FG % 1st Half: 6-17 35.3% 2nd half: 2-11 18.2% Game: 8-28 28.6%
FT % 1st Half: 7-9 77.8% 2nd half: 9-15 60.0% Game: 16-24 66.7%

San Jose State 109 • 1-0

#	Player	Total		3-Ptr		Rebounds			PF	TP	A	TO	Blk	Stl	Min
		FG	FGA	FG	FGA	FT	FTA	Off Def Tot							
15	CLARKE, Brandon	f	3-3	0-0	4-7	1	3	4	3	10	3	2	1	2	15
32	WELAGE, Ryan	f	4-8	2-4	2-3	1	3	4	0	12	1	1	0	0	17
10	NICHOLS, Isaiah	g	4-5	2-3	0-0	0	2	2	2	10	2	3	0	1	18
20	THORNTON, Isaac	g	2-2	0-0	0-0	0	2	2	2	4	3	0	0	2	12
25	HILLSMAN, Jaycee	g	4-7	0-1	4-4	3	3	6	1	12	1	2	0	2	18
00	BROWN, Terrell	g	4-8	1-3	5-6	3	0	3	4	14	0	2	0	2	17
04	MITCHELL, Brandon	g	1-1	0-0	3-4	1	6	7	1	5	2	0	0	1	17
11	BOYCE, E.J.	g	6-12	6-12	2-2	0	3	3	1	20	2	0	0	0	32
21	JAMES, Jalen	g	4-5	1-1	4-4	1	6	7	2	13	4	0	0	0	23
24	SINGER, Ryan	g	1-5	0-0	0-0	2	3	5	3	2	1	3	0	0	13
33	SCHWARTZ, Cody	g	0-5	0-5	0-0	3	2	5	3	0	0	3	0	0	11
41	CHASTAIN, Ashtin	g	3-3	0-0	1-6	1	1	2	1	7	1	1	0	0	7
Team						0	0	0							
Totals			36-64	12-29	25-36	16	34	50	23	109	20	17	1	13	200

FG % 1st Half: 20-32 62.5% 2nd half: 16-32 50.0% Game: 36-64 56.3%
3FG % 1st Half: 8-16 50.0% 2nd half: 4-13 30.8% Game: 12-29 41.4%
FT % 1st Half: 13-18 72.2% 2nd half: 9-15 60.0% Game: 25-36 69.4%

Officials: Tony Padilla, David Hall, Jimmy Casas
Technical fouls: West Coast Baptist-None. San Jose State-None.
Attendance: 1481

Score by periods	1st	2nd	Total
West Coast Baptist	35	35	70
San Jose State	61	48	109

Last FG - WCB 2nd-00:01, SJ 2nd-02:10.
Largest lead - WCB None, SJ by 43 2nd-02:10.
WCB led for 00:00. SJ led for 39:16. Game was tied for 00:14.

Score tied - 0 times.
Lead changed - 0 times.

Official Basketball Box Score -- Game Totals -- Final Statistics Portland vs San Jose State 11/15/16 7:00 PM at San Jose, Calif. (The Event Center)

Portland 79 • 2-0

#	Player	Total		3-Ptr		Rebounds			PF	TP	A	TO	Blk	Stl	Min
		FG	FGA	FG	FGA	FT	FTA	Off Def Tot							
24	TAYLOR, Gabe	f	9-17	4-8	2-2	1	8	9	2	24	0	2	0	0	40
33	MARSHALL, Jarrell	f	5-7	0-1	1-2	2	3	5	2	11	1	0	2	2	28
15	HARTWICH, Philipp	c	0-1	0-0	0-0	1	3	4	2	0	0	2	2	0	17
02	WINTERING, Alec	g	8-19	0-0	4-4	0	3	3	1	20	11	6	0	3	40
22	JOHNSON, Jazz	g	5-9	1-4	5-5	0	6	6	1	16	2	2	0	1	29
03	JACKSON, Rashad	g	0-0	0-0	0-0	0	0	0	0	0	0	0	0	0	11
05	TYSON, D'Marques	g	2-6	2-5	0-0	0	5	5	1	6	1	2	0	1	22
32	BARRENO, Ray	g	0-0	0-0	0-0	0	2	2	2	0	0	2	1	0	8
41	SMOYER, Joseph	g	1-1	0-0	0-0	0	0	0	2	2	0	0	1	1	5
Team						1	3	4							
Totals			30-60	7-18	12-13	5	33	38	13	79	15	16	6	8	200

FG % 1st Half: 13-32 40.6% 2nd half: 17-28 60.7% Game: 30-60 50.0%
3FG % 1st Half: 4-12 33.3% 2nd half: 3-6 50.0% Game: 7-18 38.9%
FT % 1st Half: 2-2 100.0% 2nd half: 10-11 90.9% Game: 12-13 92.3%

San Jose State 66 • 1-1

#	Player	Total		3-Ptr		Rebounds			PF	TP	A	TO	Blk	Stl	Min
		FG	FGA	FG	FGA	FT	FTA	Off Def Tot							
15	CLARKE, Brandon	f	12-26	0-1	4-5	4	6	10	3	28	2	1	5	1	35
32	WELAGE, Ryan	f	3-10	3-7	0-0	1	3	4	0	9	2	1	0	1	26
10	NICHOLS, Isaiah	g	0-4	0-2	0-0	1	3	4	0	10	2	0	0	0	25
20	THORNTON, Isaac	g	2-6	0-1	0-1	2	2	4	3	4	0	2	1	1	25
25	HILLSMAN, Jaycee	g	0-5	0-2	1-2	2	0	2	2	1	2	2	0	0	20
00	BROWN, Terrell	g	2-7	1-3	2-2	0	1	1	1	7	0	4	0	0	18
02	WILLIAMS, JR. GARY	g	1-1	0-0	0-0	0	1	1	0	2	0	0	0	0	4
11	BOYCE, E.J.	g	1-1	1-1	0-0	0	1	1	0	3	0	1	0	0	11
21	JAMES, Jalen	g	2-4	2-3	0-0	0	3	3	2	6	2	2	0	1	16
24	SINGER, Ryan	g	0-0	0-0	0-2	0	0	0	1	0	1	0	1	0	3
33	SCHWARTZ, Cody	g	2-5	2-4	0-0	1	3	4	0	6	1	0	1	0	17
Team						3	2	5							
Totals			25-69	9-24	7-12	14	25	39	15	66	19	16	7	4	200

FG % 1st Half: 14-36 38.9% 2nd half: 11-33 33.3% Game: 25-69 36.2%
3FG % 1st Half: 3-9 33.3% 2nd half: 6-15 40.0% Game: 9-24 37.5%
FT % 1st Half: 4-9 44.4% 2nd half: 3-3 100.0% Game: 7-12 58.3%

Officials: Michael Greenstein, Steve Olson, Kelly Self
Technical fouls: Portland-None. San Jose State-None.
Attendance: 1623

Score by periods	1st	2nd	Total
Portland	32	47	79
San Jose State	35	31	66

Last FG - POR 2nd-00:01, SJ 2nd-02:17.
Largest lead - POR by 13 2nd-00:01, SJ by 8 1st-16:20.
POR led for 18:43. SJ led for 16:31. Game was tied for 04:46.

Score tied - 6 times.
Lead changed - 7 times.

Official Basketball Box Score -- Game Totals -- Final Statistics Denver vs San Jose State 11/17/16 7:05 p.m. at The Event Center, San Jose, Calif.

Denver 74 • 1-1

#	Player	Total		3-Ptr		Rebounds			PF	TP	A	TO	Blk	Stl	Min
		FG	FGA	FG	FGA	FT	FTA	Off Def Tot							
13	C.J. Bobbitt	f	3-7	0-2	0-1	2	3	5	2	6	4	3	0	0	29
42	Daniel Amigo	c	3-5	0-0	1-2	0	5	5	2	7	1	1	0	0	16
00	Ade Murkey	g	0-1	0-0	0-0	0	1	1	2	0	0	1	0	0	8
02	Joe Rosga	g	5-11	3-6	2-4	0	3	3	3	15	2	5	0	1	31
15	Thomas Neff	g	1-3	0-1	4-4	0	1	1	2	6	1	2	0	0	14
03	Bradley George	g	1-2	0-0	0-0	1	1	2	2	1	3	0	0	1	12
05	Jake Pemberton	g	3-4	1-2	3-4	0	3	3	2	10	7	3	0	0	32
11	Jake Krafka	g	2-5	0-3	0-0	0	0	0	3	4	0	2	0	0	11
14	Duke Douglas	g	5-5	0-0	2-2	0	4	4	1	12	1	0	1	1	24
24	Christian Mackey	g	2-3	0-0	2-2	0	5	5	1	6	1	0	0	2	12
32	Abiola Akintola	g	3-4	0-0	0-0	1	1	2	1	6	0	0	1	1	11
Team						1	4	5							
Totals			28-50	4-14	14-19	5	31	36	21	74	18	21	2	6	200

FG % 1st Half: 14-29 48.3% 2nd half: 14-21 66.7% Game: 28-50 56.0%
3FG % 1st Half: 1-9 11.1% 2nd half: 3-5 60.0% Game: 4-14 28.6%
FT % 1st Half: 1-10 10.0% 2nd half: 3-5 60.0% Game: 14-19 73.7%

San Jose State 69 • 1-2

#	Player	Total		3-Ptr		Rebounds			PF	TP	A	TO	Blk	Stl	Min
		FG-FGA	FG-FGA	FT-FTA	Off	Def	Tot								
15	CLARKE, Brandon	f	6-10	0-0	1-2	3	7	10	0	13	2	4	0	1	32
24	SINGER, Ryan	f	0-2	0-0	0-0	0	1	1	4	0	0	0	0	0	13
10	NICHOLS, Isaiah	g	3-6	1-1	0-0	1	1	2	3	7	1	2	0	0	19
20	THORNTON, Isaac	g	1-6	0-2	3-4	0	0	0	4	5	3	0	1	4	24
25	HILLSMAN, Jaycee	g	2-5	0-2	4-4	0	3	3	0	8	0	1	1	1	22
00	BROWN, Terrell		2-4	0-0	2-2	1	1	2	2	6	2	3	0	1	17
02	WILLIAMS, JR. GARY		0-4	0-0	2-3	0	1	1	1	2	2	1	0	0	12
04	MITCHELL, Brandon		1-1	0-0	0-0	1	0	1	2	2	0	0	0	0	6
21	BOYCE, E.J.		0-1	0-1	0-0	0	0	0	0	0	1	0	0	0	5
11	JAMES, Jalen		5-12	3-7	0-1	1	2	3	1	13	3	0	0	1	23
32	WELAGE, Ryan		4-8	3-5	0-0	0	0	0	2	11	0	2	0	2	18
33	SCHWARTZ, Cody		1-3	0-2	0-0	0	0	0	0	2	0	0	0	0	8
41	CHASTAIN, Ashtin		0-0	0-0	0-0	0	1	1	0	0	0	0	0	0	1
	Team					2	0	2							
	Totals		25-62	7-20	12-16	9	17	26	19	69	14	13	2	10	200
	FG 1st Half: 12-30		40.0%	2nd half: 13-32		40.6%	Game: 25-62		40.3%						Deadball
	3FG 1st Half: 4-12		33.3%	2nd half: 3-8		37.5%	Game: 7-20		35.0%						Rebounds
	FT 1st Half: 9-11		81.8%	2nd half: 3-5		60.0%	Game: 12-16		75.0%						1,1

2016-17 SEASON BOX SCORES

Official Basketball Box Score -- Game Totals -- Final Statistics San Jose State vs Washington State 11/27/16 3 p.m. at Beasley Coliseum (Pullman, Wash.)

San Jose State 88 • 2-3

#	Player	Total		3-Ptr		Rebounds			PF	TP	A	TO	Blk	Stl	Min
		FG-FGA	FG-FGA	FT-FTA	FT-FTA	Off	Def	Tot							
15	CLARKE, Brandon	f	6-10	0-1	0-2	4	7	11	5	12	0	1	1	1	27
32	WELAGE, Ryan	f	7-13	3-6	3-5	4	7	11	3	20	0	0	0	2	30
02	WILLIAMS, JR. GARY	g	5-10	2-4	0-1	3	4	7	1	12	1	2	0	0	20
11	BOYCE, E.J.	g	0-2	0-2	0-0	0	0	0	1	0	1	0	0	0	6
20	THORNTON, Isaac	g	2-5	1-4	7-8	0	2	2	2	12	1	1	0	2	27
00	BROWN, Terrell	g	2-3	1-1	0-2	0	1	1	2	5	0	0	0	0	10
04	MITCHELL, Brandon	g	1-2	0-1	0-0	1	5	6	2	2	0	2	2	0	16
10	NICHOLS, Isaiah	g	1-6	0-1	0-0	0	3	3	2	2	4	1	0	1	15
21	JAMES, Jalen	g	3-10	1-4	2-3	1	3	4	2	9	4	0	0	0	23
25	HILLSMAN, Jaycee	g	3-3	0-0	8-10	2	2	4	2	14	0	0	1	0	20
33	SCHWARTZ, Cody	g	0-1	0-1	0-0	0	0	0	1	0	0	0	0	0	5
41	CHASTAIN, Ashtin	g	0-0	0-0	0-0	0	0	0	0	0	0	1	0	1	1
Team						0	1	1			1				
Totals			30-65	8-25	20-31	15	35	50	23	88	11	8	5	6	200

FG % 1st Half: 17-38 44.7% 2nd half: 13-27 48.1% Game: 30-65 46.2%
3FG % 1st Half: 4-14 28.6% 2nd half: 4-11 36.4% Game: 8-25 32.0%
FT % 1st Half: 6-11 54.5% 2nd half: 14-20 70.0% Game: 20-31 64.5%

Washington State 76 • 3-3

#	Player	Total		3-Ptr		Rebounds			PF	TP	A	TO	Blk	Stl	Min
		FG-FGA	FG-FGA	FT-FTA	FT-FTA	Off	Def	Tot							
24	Hawkinson, Josh	f	7-17	1-2	4-4	5	7	12	2	19	2	1	1	0	35
42	Clifford, Conor	c	0-3	0-0	2-2	0	5	5	1	2	1	1	0	0	15
02	Iroegbu, Ike	g	3-9	1-2	8-10	1	4	5	4	15	3	1	0	0	34
22	Flynn, Malachi	g	5-7	3-4	5-9	1	2	3	4	18	3	4	1	1	36
23	Callison, Charles	g	4-11	1-4	3-4	0	1	1	4	12	0	2	0	0	22
00	King, Derrien	g	0-2	0-1	0-0	0	3	3	3	0	1	1	0	0	18
03	Franks, Robert	g	2-6	2-4	0-0	0	4	4	4	6	0	0	0	0	16
04	Daniels, Viont'e	g	2-5	0-2	0-1	2	1	3	0	4	3	0	1	0	17
10	Langston, KJ	g	0-1	0-0	0-0	0	0	0	2	0	0	0	0	1	4
13	Pollard, Jeff	g	0-2	0-0	0-0	1	0	1	0	0	0	0	0	0	3
Team						1	1	2							
Totals			23-63	8-19	22-30	11	28	39	24	76	13	10	3	2	200

FG % 1st Half: 12-31 38.7% 2nd half: 11-32 34.4% Game: 23-63 36.5%
3FG % 1st Half: 4-9 44.4% 2nd half: 4-10 40.0% Game: 8-19 42.1%
FT % 1st Half: 10-14 71.4% 2nd half: 12-16 75.0% Game: 22-30 73.3%

Officials: Verne Harris, Randy McCall, Larry Spaulding

Technical fouls: San Jose State-None. Washington State-None.

Attendance: 2317

Score by periods		1st	2nd	Total
San Jose State		44	44	88
Washington State		38	38	76

Last FG - SJ 2nd-01:46, WSU 2nd-00:31.
Largest lead - SJ by 16 2nd-03:28, WSU by 3 1st-16:52.
SJ led for 29:49. WSU led for 07:28. Game was tied for 02:43.



Official Basketball Box Score -- Game Totals -- Final Statistics San Jose State vs Idaho 11/29/16 7:00 PM at Memorial Gym (Moscow, Idaho)



San Jose State 58 • 3-3

#	Player	Total		3-Ptr		Rebounds			PF	TP	A	TO	Blk	Stl	Min
		FG-FGA	FG-FGA	FT-FTA	FT-FTA	Off	Def	Tot							
02	WILLIAMS, JR. GARY	*	1-9	0-1	2-2	0	0	0	0	4	0	1	0	1	19
10	NICHOLS, Isaiah	*	0-5	0-2	2-2	0	6	6	4	2	1	2	0	3	15
15	CLARKE, Brandon	*	4-10	0-0	1-2	4	3	7	2	9	0	1	6	2	38
20	THORNTON, Isaac	*	0-2	0-1	0-0	0	4	4	3	0	3	0	0	0	19
32	WELAGE, Ryan	*	6-19	1-10	2-2	3	4	7	1	15	0	1	0	0	28
00	BROWN, Terrell	*	1-4	1-3	0-0	1	0	1	0	3	0	1	0	0	8
04	MITCHELL, Brandon	*	3-3	0-0	0-0	1	4	5	0	6	0	0	0	1	14
11	BOYCE, E.J.	*	0-2	0-1	0-0	0	1	1	0	0	0	0	0	0	4
21	JAMES, Jalen	*	2-7	2-6	2-2	0	5	5	1	8	2	1	0	1	32
25	HILLSMAN, Jaycee	*	3-3	0-0	5-5	2	1	3	2	11	1	2	0	0	21
33	SCHWARTZ, Cody	*	0-0	0-0	0-0	0	0	0	0	0	0	0	0	0	2
Team						2	2	4							
Totals			20-64	4-24	14-15	13	28	41	13	58	7	9	6	8	200

FG % 1st Half: 10-30 33.3% 2nd half: 10-34 29.4% Game: 20-64 31.3%
3FG % 1st Half: 3-10 30.0% 2nd half: 1-14 7.1% Game: 4-24 16.7%
FT % 1st Half: 7-8 87.5% 2nd half: 7-7 100.0% Game: 14-15 93.3%

Idaho 49 • 3-3

#	Player	Total		3-Ptr		Rebounds			PF	TP	A	TO	Blk	Stl	Min
		FG-FGA	FG-FGA	FT-FTA	FT-FTA	Off	Def	Tot							
04	Blake, Brayon	*	2-6	0-1	0-0	0	3	3	1	4	1	1	0	1	16
11	Sanders, Victor	*	5-13	2-5	3-3	0	4	4	2	15	3	8	1	0	34
14	Sherwood, Chad	*	2-6	1-5	2-3	0	1	1	1	7	0	1	0	0	31
24	Sherwood, Nate	*	1-4	0-0	2-3	2	3	5	5	4	0	0	1	0	17
43	Scott, Jordan	*	1-3	0-1	0-0	0	8	8	1	2	0	1	0	0	28
00	Blair, Nick	*	0-0	0-0	0-0	0	0	0	1	0	0	1	1	1	7
02	Franklin, Myles	*	0-0	0-0	0-0	0	0	0	0	0	0	0	0	0	3
13	Ingram, Pat	*	0-0	0-0	0-0	0	0	0	1	0	0	2	0	0	3
21	Mkrtychyan, Arkady	*	4-12	0-0	1-2	3	4	7	1	9	0	0	0	0	20
24	Brimhall, Tyler	*	0-1	0-1	0-0	0	1	1	0	0	0	0	0	0	6
25	Allen, Trevor	*	2-6	0-1	2-2	0	4	4	2	6	0	1	0	1	24
41	Egbert, Ty	*	1-2	0-0	0-0	1	0	1	1	2	0	2	1	0	11
Team						3	2	5							
Totals			18-53	3-14	10-13	9	30	39	16	49	4	17	4	3	200

FG % 1st Half: 11-27 40.7% 2nd half: 7-26 26.9% Game: 18-53 34.0%
3FG % 1st Half: 1-8 12.5% 2nd half: 2-6 33.3% Game: 3-14 21.4%
FT % 1st Half: 3-3 100.0% 2nd half: 7-10 70.0% Game: 10-13 76.9%

Officials: David Hall, Eric Curry, Thomas Nunez

Technical fouls: San Jose State-None. Idaho-None.

Attendance: 674

Score by periods		1st	2nd	Total
San Jose State		30	28	58
Idaho		26	23	49

Last FG - SJ 2nd-03:06, IDAHO 2nd-04:33.
Largest lead - SJ by 9 2nd-00:30, IDAHO by 4 1st-15:50.
SJ led for 31:20. IDAHO led for 03:11. Game was tied for 05:29.



Official Basketball Box Score -- Game Totals -- Final Statistics Santa Clara vs San Jose State 12/3/16 7:00 PM at The Event Center (San Jose, Calif.)



Santa Clara 40 • 3-6

#	Player	Total		3-Ptr		Rebounds			PF	TP	A	TO	Blk	Stl	Min
		FG-FGA	FG-FGA	FT-FTA	FT-FTA	Off	Def	Tot							
03	JADERSTEN, Henrik	f	1-2	0-0	0-0	2	4	6	4	2	0	3	0	0	21
04	PUGH, Jarvis	f	0-8	0-3	0-2	2	4	6	3	0	3	3	0	0	29
43	KRATCH, Nate	f	2-6	1-1	0-0	0	1	1	1	5	0	1	0	0	20
12	HAUSER, Matt	g	5-11	0-4	4-6	0	1	1	3	14	1	2	0	2	37
23	BROWNRIDGE, Jared	g	2-11	2-5	5-6	1	3	4	1	11	2	0	0	0	39
01	WARDLOW, Evan	g	0-0	0-0	0-0	0	0	0	0	0	0	0	0	0	3
10	HEALY, Kai	g	3-7	1-3	0-0	1	2	3	4	7	0	2	0	1	25
13	DOUGLAS, Akil	g	0-1	0-0	1-2	0	1	1	1	1	0	1	0	0	5
22	HUBBARD, Matt	g	0-0	0-0	0-0	0	0	0	0	0	0	1	0	0	3
35	LEWIS, Tony	g	0-0	0-0	0-0	0	1	1	2	0	0	1	0	1	8
50	NDUMANYA, Emmanuel	g	0-0	0-0	0-2	1	2	3	1	0	1	0	1	1	10
Team						3	1	4			1				
Totals			13-46	4-16	10-18	10	20	30	20	40	6	16	0	5	200

FG % 1st Half: 10-28 35.7% 2nd half: 3-18 16.7% Game: 13-46 28.3%
3FG % 1st Half: 4-11 36.4% 2nd half: 0-5 0.0% Game: 4-16 25.0%
FT % 1st Half: 2-2 100.0% 2nd half: 8-16 50.0% Game: 10-18 55.6%

San Jose State 55 • 4-3

#	Player	Total		3-Ptr		Rebounds			PF	TP	A	TO	Blk	Stl	Min
		FG-FGA	FG-FGA	FT-FTA	Off	Def	Total								
15	CLARKE, Brandon	f	4-6	0-0	1-3	2	3	5	4	9	0	1	1	0	20
32	WELAGE, Ryan	f	5-10	0-3	2-3	1	4	5	2	12	2	3	1	1	31
02	WILLIAMS, JR. GARY	g	0-0	0-0	3-4	1	1	2	0	3	0	1	1	0	13
10	NICHOLS, Isaiah	g	5-8	1-2	1-4	1	3	4	2	12	2	2	0	0	27
20	THORNTON, Isaac	g	1-2	0-0	4-4	1	2	3	3	6	4	1	1	3	23
00	BROWN, Terrell		0-1	0-0	1-2	0	1	1	1	1	1	0	0	1	18
04	MITCHELL, Brandon		2-4	1-1	0-0	1	4	5	4	5	0	1	0	0	14
21	JAMES, Jalen		1-6	1-2	0-0	0	1	1	0	3	1	1	0	1	29
25	HILLSMAN, Jaycee		1-2	0-0	0-0	0	2	2	1	2	0	3	0	0	10
33	SCHWARTZ, Cody		0-2	0-2	0-0	0	3	3	2	0	0	1	1	0	10
41	CHASTAIN, Ashton		0-0	0-0	2-2	0	1	1	1	2	0	1	0	0	5
	Team					0	1	1							
	Totals		19-41	3-10	14-22	7	26	33	20	55	10	15	5	6	200



Official Basketball Box Score -- Game Totals -- Final Statistics
Life Pacific College vs San Jose State
 12/10/16 2:00 PM at San Jose, Calif. (The Event Center)



Life Pacific College 70 • 5-6

#	Player	Total			3-Ptr			Rebounds			PF	TP	A	TO	Blk	Stl	Min
		FG-FGA	FG-FGA	FT-FTA	FG-FGA	FG-FGA	FT-FTA	Off	Def	Tot							
13	Trent Rowser	2-6	1-3	0-0	0	2	2	4	5	2	0	0	1	30			
33	Eddie Campos	4-6	3-4	1-2	0	0	0	4	12	1	3	0	0	20			
02	Mark Eden	5-11	3-3	2-2	0	4	4	3	15	5	3	0	2	36			
12	James Noble	1-6	1-5	0-0	0	1	1	1	3	2	1	0	1	20			
21	Blake Terry	2-6	0-2	5-5	1	2	3	4	9	1	5	0	1	29			
03	Elijah Todd	0-1	0-1	0-0	0	0	0	1	0	0	0	0	0	4			
11	Julian Guzman	1-1	0-0	0-0	0	0	0	0	2	0	0	0	0	2			
30	Ramez Michail	4-9	2-3	5-5	0	3	3	2	15	4	2	0	1	35			
32	Hezekiah Banks	0-1	0-0	0-0	0	4	4	1	0	1	1	0	0	13			
40	Juaquin Zavala	3-7	3-7	0-0	0	0	0	1	9	0	0	0	0	11			
Team								1	0	1			1				
Totals		22-54	13-28	13-14	2	16	18	21	70	16	16	0	6	200			

FG % 1st Half: 10-28 35.7% 2nd half: 12-26 46.2% Game: 22-54 40.7% Deadball
 3FG % 1st Half: 7-16 43.8% 2nd half: 6-12 50.0% Game: 13-28 46.4% Rebounds
 FT % 1st Half: 3-3 100.0 2nd half: 10-11 90.9% Game: 13-14 92.9% 2,1

San Jose State 109 • 5-4

#	Player	Total			3-Ptr			Rebounds			PF	TP	A	TO	Blk	Stl	Min
		FG-FGA	FG-FGA	FT-FTA	FG-FGA	FG-FGA	FT-FTA	Off	Def	Tot							
15	CLARKE, Brandon	9-12	0-0	0-0	5	4	9	1	18	3	2	1	0	18			
32	WELAGE, Ryan	4-8	0-0	6-6	2	4	6	1	14	2	1	0	2	20			
20	THORNTON, Isaac	2-2	2-2	0-0	0	0	0	0	6	5	0	0	1	14			
21	JAMES, Jalen	1-5	1-3	2-2	0	4	4	1	5	3	0	0	0	14			
25	HILLSMAN, Jaycee	4-8	0-1	3-4	5	5	10	0	11	3	1	0	0	26			
00	BROWN, Terrell	2-2	1-1	5-6	2	1	3	2	10	2	1	1	2	19			
02	WILLIAMS, JR. GARY	5-9	1-3	0-0	2	2	4	1	11	4	0	0	0	15			
04	MITCHELL, Brandon	2-4	0-0	0-0	2	4	6	1	4	0	1	0	2	12			
10	NICHOLS, Isaiah	3-7	1-2	0-2	0	2	2	3	7	6	3	0	2	18			
11	BOYCE, E.J.	2-6	2-6	0-0	0	0	0	0	6	0	1	0	0	14			
24	SINGER, Ryan	0-1	0-0	0-1	0	2	2	1	0	1	0	0	0	10			
33	SCHWARTZ, Cody	5-7	5-7	2-2	0	1	1	2	17	1	0	0	0	15			
41	CHASTAIN, Ashtin	0-0	0-0	0-1	0	0	0	2	0	0	1	0	0	5			
Team					1	0	1										
Totals		39-71	13-25	18-24	19	29	48	15	109	30	11	2	9	200			

FG % 1st Half: 22-38 57.9% 2nd half: 17-33 51.5% Game: 39-71 54.9% Deadball
 3FG % 1st Half: 2-9 22.2% 2nd half: 11-16 68.8% Game: 13-25 52.0% Rebounds
 FT % 1st Half: 13-16 81.3% 2nd half: 5-8 62.5% Game: 18-24 75.0% 2

Officials: Michael Irving, Duane Allen, Scot DeBo
 Technical fouls: Life Pacific College-None. San Jose State-None.
 Attendance: 1323

Score by periods				Points	In	Off	2nd	Fast	Bench
Life Pacific College	1st	2nd	Total						
Life Pacific College	30	40	70	18	7	2	3	26	
San Jose State	59	50	109	42	22	24	8	55	

Last FG - LPC 2nd-00:48, SJ 2nd-01:07.
 Largest lead - LPC None, SJ by 46 2nd-03:00.
 LPC led for 00:00. SJ led for 39:52. Game was tied for 00:08.

Score tied - 0 times.
 Lead changed - 0 times.



GAME RECORDS

POINTS

San José State player..... 42, Adrian Oliver, vs. Puget Sound, Dec. 22, 2010
Opponent player..... 44, Lee Nailon, TCU, Feb. 7, 1998
San José State..... 128, vs. Life Pacific College, Dec. 22, 2015
Opponent..... 119, TCU, Feb. 7, 1998
Half, most points..... 66 (1st half), vs. Life Pacific College, Dec. 22, 2015
Half, most opponent points..... 61 (2nd half), TCU, Feb. 7, 1998
Overtime, most points.....
..... 27 (four overtimes, 6-10-8-3), vs. Boise State, Jan. 6, 2011
Overtime, most points in one period..... 15, vs. Fresno State, Feb. 9, 2012
Opponent, overtime, most points.....
..... 28 (four overtimes, 6-10-8-4), Boise State, Jan. 6, 2011
Opponent, overtime, most points in one period..... 15, Rice, Feb. 1, 2003

FIELD GOALS

San José State player..... 14, Frank Rogers, vs. Alaska-Anchorage, Nov. 28, 2015
..... 14, Olivier Saint-Jean, vs. Wyoming, Feb. 22, 1997
..... 14, Sam Allen, vs. CS Fullerton, Mar. 3, 1996
Opponent player..... 19, Lee Nailon, TCU, Feb. 7, 1998
San José State 44, vs. Life Pacific College, Dec. 22, 2015
Opponent 50, TCU, Feb. 7, 1998

FIELD GOALS ATTEMPTED

San José State player..... 27, Adrian Oliver, vs. Santa Clara, Dec. 10, 2010
Opponent player..... 31, Lee Nailon, TCU, Feb. 7, 1998
San José State..... 85, vs. Boise State, Jan. 6, 2011
Opponent 88, TCU, Feb. 7, 1998

3-POINT FIELD GOALS

San José State player..... 7, Adrian Oliver, vs. Puget Sound, Dec. 22, 2010
Opponent player..... 8, Ross Schraeder, UC Irvine, Dec. 17, 2004
San José State 15, at Utah State, Jan. 4, 2014
San José State, percentage (min. 10 made).....
..... 60.0 (12-20), New Mexico State, Jan. 23, 2010
Opponent..... 14, Fresno State, Jan. 13, 2007
Opponent, percentage (min. 10 made)
..... 66.7 (10-15), Fresno State, Feb. 3, 2001

3-POINT FIELD GOALS ATTEMPTED

San José State player..... 17, Michael Quinney, vs. Fresno State, Feb. 18, 1998
..... 17, Michael Quinney, vs. TCU, Feb. 7, 1998
Opponent player 17, Dante Swanson, Tulsa, Jan. 30, 2003
San José State..... 32, vs. Boise State, Jan. 6, 2011
Opponent 36, Fresno State, Feb. 11, 2006

FREE THROWS

San José State player.....
..... 24, Brandon Hawkins, vs. Mount Saint Mary's, Dec. 22, 2001
Opponent player 13, Aaron Wilhite, CS Fullerton, Jan. 14, 1991
Opponent, game percentage 100.0 (12-12),
..... Cecil Brown, UC Santa Barbara, Feb. 18, 2006
San José State 42, vs. Mount Saint Mary's, Dec. 22, 2001
Opponent..... 35, Fresno State, Jan. 16, 2016

FREE THROWS ATTEMPTED

San José State player.....
..... 31, Brandon Hawkins, vs. Mount Saint Mary's, Dec. 22, 2001
Opponent player 15 Marvelle Harris, Fresno State, Jan. 16, 2016
..... 15, La'Shard Anderson, Boise State, Jan. 6, 2011
..... 15, Aaron Wilhite, CS Fullerton, Jan. 14, 1991
San José State 61, vs. Mount Saint Mary's, Dec. 22, 2001
Opponent 49, New Mexico State, Jan. 27, 2007

REBOUNDS

San José State player..... 28, Marv Branstrom, 28, 1958
Opponent player..... 21, John Bryant, Santa Clara, Dec. 3, 2008
San José State 62, vs. William Jessup, Nov. 16, 2009
Opponent..... 57, Louisiana Tech, Feb. 15, 2006

ASSISTS

San José State player..... 12, Tito Addison, vs. Nevada, Feb. 10, 1996
Opponent player..... 13, Mike Jones, TCU, Feb. 7, 1998
San José State 30, vs. Holy Names, Nov. 22, 2011
Opponent 27, TCU, Feb. 7, 1998

BLOCKS

San José State player..... 6, Brandon Clarke, at University of Idaho, Nov. 29, 2016
..... 6, Menelik Barbary, vs. Louisiana Tech, Jan. 26, 2006
..... 6, Menelik Barbary, vs. Utah State, Jan. 5, 2006
..... 6, Marquin Chandler, vs. Montana State, Nov. 24, 2004
Opponent player..... 8, Robert Upshaw, Washington, Nov. 27, 2014
..... 8, Hiram Fuller, Fresno State, Feb. 19, 2003
San José State 9, vs. UC Santa Cruz, Nov. 20, 2012
..... 9, vs. Utah State, Jan. 5, 2006
..... 9, vs. UC Santa Barbara, Nov. 24, 1999
Opponent..... 11, Nevada, Mar. 2, 2006
..... 11, Hawaii, Feb. 4, 2006

STEALS

San José State player..... 6, Justin Graham, vs. Santa Clara, Dec. 10, 2010
..... 6, Antonio Lawrence, vs. CS Monterey Bay, Dec. 7, 2002
..... 6, Ben Sanders, vs. Pepperdine, Jan. 2, 1999
..... 6, Olivier Saint-Jean, vs. San Diego State, Feb. 1, 1997
Opponent player 6, Mike Mitchell, New Mexico State, Jan. 28, 2006
..... 6, Thomas Washington, College of Notre Dame, Jan. 3, 2000
..... 6, Jay Goodman, Utah State, Jan. 26, 1993
San José State 20, vs. Menlo College, Nov. 27, 1998
Opponent..... 15, CS Fullerton, Jan. 30, 1992

THE LAST TIME...

A PLAYER SCORED 30 OR MORE POINTS:

32, by Frank Rogers, at Alaska-Anchorage, Nov. 28, 2015.

AN OPPONENT SCORED 30 OR MORE POINTS:

33, by Elijah Brown, New Mexico, Jan. 23, 2016.

A PLAYER COLLECTED 20 OR MORE REBOUNDS:

20, by Wil Carter, at Hawai'i, Jan. 7, 2012.

AN OPPONENT COLLECTED 20 OR MORE REBOUNDS:

21, by John Bryant, Santa Clara, Dec. 3, 2008.

A PLAYER COLLECTED 10 OR MORE ASSISTS:

10, by Isaiah Nichols vs. Portland, Nov. 15, 2016.

AN OPPONENT COLLECTED 10 OR MORE ASSISTS:

11, by Alec Wintering, Portland, Nov. 15, 2016.

A PLAYER HAD 5 OR MORE STEALS:

5, by Isaac Thornton, vs. Westminster, Dec. 21, 2013.

AN OPPONENT HAD 5 OR MORE STEALS:

6, by Jerome Seagears, UNLV, Feb. 10, 2016.

A PLAYER HAD 5 OR MORE BLOCKED SHOTS:

6, by Brandon Clarke, at Idaho, Nov. 29, 2016.

AN OPPONENT HAD 5 OR MORE BLOCKED SHOTS:

8, by Robert Upshaw, Washington, Nov. 27, 2014.

A PLAYER MADE 10 OR MORE FIELD GOALS:

12, by Brandon Clarke vs. Portland, Nov. 15, 2016.

AN OPPONENT MADE 10 OR MORE FIELD GOALS:

10, by Elijah Brown, New Mexico, Jan. 23, 2016.

10, by Tim Williams, New Mexico, Jan. 23, 2016.

A PLAYER ATTEMPTED 20 OR MORE FIELD GOALS:

26, by Brandon Clarke vs. Portland, Nov. 15, 2016.

AN OPPONENT ATTEMPTED 20 OR MORE FIELD GOALS:

20, by Kevin Bailey, Portland, Nov. 16, 2014.

A PLAYER MADE 10 OR MORE FREE THROWS:

10, by Keith Shamburger, at UC Riverside, Dec. 22, 2011.

AN OPPONENT MADE 10 OR MORE FREE THROWS:

12, by Marvelle Harris, Fresno State, Jan. 16, 2016.

A PLAYER MADE 5 OR MORE 3-PT FIELD GOALS:

6, by E.J. Boyce, vs. West Coast Baptist, Nov. 12, 2016.

AN OPPONENT MADE 5 OR MORE 3-PT FIELD GOALS:

6, by Nick Duncan, Boise State, Jan. 20, 2016.

A PLAYER ATTEMPTED 10 OR MORE 3-PT FGS:

10, by Ryan Welage, at Idaho, Nov. 29, 2016.

AN OPPONENT ATTEMPTED 10 OR MORE 3-PT FIELD GOALS:

12, Isiah Umapi, Seattle U, Dec. 13, 2014.

SAN JOSÉ STATE SCORED 100 OR MORE POINTS:

109 (109-70 win) vs. Life Pacific College, Dec. 10, 2016.

AN OPPONENT SCORED 100 OR MORE POINTS:

102 (102-101, 4 OT), by Boise State, Jan. 6, 2011.

SAN JOSÉ STATE SHOT AT LEAST 60 PERCENT FROM THE FIELD IN A GAME:

60.3 (38-of-63) vs. UC Santa Cruz, Nov. 20, 2012.

A TEAM SHOT AT LEAST 60 PERCENT FROM THE FIELD IN A GAME VS. SAN JOSÉ STATE:

64.7 (33-of-51), by Texas State, Mar. 9, 2013.

SAN JOSÉ STATE HAD THREE OR MORE PLAYERS WITH 10 OR MORE REBOUNDS IN A GAME:

17 by Chris Oakes, 15 by Tim Pierce, and 10 by C.J. Webster, vs. William Jessup, Dec. 28, 2008.

SAN JOSÉ STATE HAD FIVE OR MORE PLAYERS WITH 10 OR MORE POINTS IN A GAME:

20 by Ryan Welage, 14 by Jaycee Hillsman, 12 by Brandon Clarke, 12 by Gary Williams, Jr., 12 by Isaac Thornton, at Washington State, Nov. 27, 2016.

SAN JOSÉ STATE HAD TWO OR MORE PLAYERS WITH 10 OR MORE POINTS & 10 OR MORE REBOUNDS IN A GAME:

20 points and 11 rebounds by Ryan Welage; 12 points and 11 rebounds by Brandon Clarke, at Washington State, Nov. 27, 2016.

A SAN JOSÉ STATE PLAYER SCORE 30 OR MORE POINTS IN SUCCESSIVE GAMES:

30, vs. Nevada, on Feb. 12, 2011, and 35, vs. Montana State on Feb. 15, 2011, by Adrian Oliver.

A SAN JOSÉ STATE PLAYER SCORED 20 OR MORE POINTS AND COLLECTED 20 OR MORE REBOUNDS IN A GAME:

21 points and 20 rebounds on Jan. 7, 2012, by Wil Carter.

SAN JOSÉ STATE WON BY 30 OR MORE POINTS:

39 (109-70) vs. West Coast Baptist, Nov. 12, 2016.

SAN JOSÉ STATE LOST BY 30 OR MORE POINTS:

50 (86-36) at Boise State, Jan. 21, 2015.

SAN JOSÉ STATE WON FIVE OR MORE STRAIGHT GAMES:

5, Dec. 5, 1998 through Dec. 27, 1998.

SAN JOSÉ STATE WON AN IN-SEASON TOURNAMENT:

2011 Elgin Baylor Classic in Seattle, Wash.

SAN JOSÉ STATE BEAT A NATIONALLY-RANKED TEAM:

Alabama was ranked 19th in the Associated Press poll on Dec. 27, 1996, when San José State posted a 60-59 overtime win in the Comerica Cable Car Classic.

A SPARTAN HAD A TRIPLE-DOUBLE

12 pts, 13 reb., 10 assists,

by Jalen James, at Houston, Dec. 6, 2013.

DAVE WOJCIK

HEAD COACH

FOURTH SEASON

LOYOLA UNIVERSITY, MARYLAND, 1991



Dave Wojcik (WOE-jick) enters his fourth season as San José State University's head men's basketball coach in 2016-17. He joined the Spartans in March of 2013 after six conference championships and 11 postseason appearances as an assistant coach.

The 2015-16 season, Wojcik's third at SJSU, was a turning point for the program. The team achieved its highest production in points, rebounds, blocks and steals since Wojcik's arrival. The squad's 449 assists were third-most in a single season, and the highest total since 1984-85.

Production on offense jumped up 16.8 points per game from the year before, leading to a 6.5-game turnaround which ranked 48th in the nation. The Spartans defeated three teams which won 20 or more games and reached the NCAA Tournament the previous season. One of the three was a signature 68-63 win on Senior Night against Boise State, where Wojcik was an assistant for three years before becoming a Spartan.

Fueling the surge was a group of four true freshmen that ended the season accounting for 43.4 percent of the team's points – ranking second only to Kentucky among Division I teams. Under Wojcik's guidance, forward Brandon Clarke became the first freshman at SJSU and in the Mountain West to win the Sixth Man of the Year award. The balanced recruiting class also featured the Mountain West's top two three-point shot makers in Cody Schwartz and Ryan Welage.

San José State didn't only see a production increase on the court in 2015-16. Wojcik's emphasis on academic success has helped the team raise its grade point average one full point in the last year. The Spartans earned a pair of Academic All-Mountain West awards, and Jalen James was named an Arthur Ashe, Jr. Sports Scholar.

Prior to accepting the head coaching position at San José State, Wojcik spent three seasons (2011-13) as the associate head coach at Boise State under head coach Leon Rice. The 2013 Broncos received an at-large bid to the NCAA Tournament and recorded a second 20-win season in three years.

Wojcik has an extensive resume as an assistant coach at building successful basketball programs. He started his coaching career in 1991-92 under Lefty Driesell at James Madison University. Coach Driesell amassed 786 wins over his coaching career and was inducted into the National Collegiate Basketball Hall of Fame in 2007. Wojcik then was hired the next season as an assistant at West Liberty State College.

Wojcik returned to his alma mater in 1993 as an assistant to the former Wake Forest head coach, the late Skip Prosser. Wojcik helped coach the Greyhounds to one of the top-15 turnarounds in NCAA Division I history at the time, the 1994 Metro Atlantic Athletic Conference Tournament title and Loyola's first NCAA Tournament appearance in its 105-year men's basketball history. Wojcik followed Prosser to Xavier where the duo reached the NCAA Tournament twice in three years.

Wojcik coached at the U.S. Naval Academy (2004) and Dayton (2005) before spending the next four seasons (2006-09) as the associate head coach at the University of Tulsa, working on the staff of his brother Doug Wojcik. The Golden Hurricane recorded an 81-53 overall record during that time, including three consecutive 20-win seasons. The team played in back-to-back Conference USA Tournament title games, won the inaugural College Basketball Invitational championship in 2008 and reached the second round of the 2009 NIT.

Wojcik also was successful as a collegiate player at Loyola. He is the only player in school history to record a triple-double with 14 points, 10 rebounds and 11 assists against St. Francis (Pa.) in 1989. Wojcik earned his bachelor's degree in education from Loyola in 1991. He and his wife, Heather, have one son, Jake.

AT SJSU

2016-17	5-4, 0-0 MW
2015-16	9-22, 4-14 MW
2014-15	2-28, 0-18 MW
2013-14	7-24, 1-17 MW
OVERALL	23-78, 5-49 MW

AS AN ASSISTANT

Year	School
2011-13	Boise State
2009-10	Wake Forest
2005-09	Tulsa
2004-05	Dayton
2003-04	Navy
1997-00	Loyola
1994-96	Xavier
1992-94	Loyola
1991-92	James Madison

#0 TERRELL BROWN

Guard | 6-2 | 160 | FR | HS

Hayward, Calif. (Moreau Catholic HS)



SEASON HIGHS

Points 14 vs. West Coast Baptist, 11/12
Rebounds 3 vs. West Coast Baptist, 11/12
Assists 3 at Montana, 12/7
Field Goals Made 4 vs. West Coast Baptist, 11/12
Field Goal Attempts 8 vs. West Coast Baptist, 11/12
3-pt FG Made 1, 5x - last vs. Life Pacific 12/10
3-pt FG Attempts 3, 3x - last at Idaho, 11/29
Free Throws Made 5, 2x - last vs. Life Pacific 12/10
Free Throw Attempts 6, 2x - last vs. Life Pacific 12/10
Blocks 1 vs. Life Pacific 12/10
Steals 2, 3x - last vs. Life Pacific 12/10
Minutes 18 vs. Portland, 11/15

NOTES

2016-17: Averaging 15.3 minutes per contest off the bench ... Speed is his strength ... Came off the bench at Idaho and hit his first shot of the game, a key 3-pointer in the second half.

HIGH SCHOOL: A graduate of Moreau Catholic High School in Hayward, Calif., where he played three seasons of varsity basketball ... Scored 23 points with four three-point baskets in the North Coast Section Division III championship game, which Moreau Catholic won 98-67 over Miramonte High ... Scored a game-high 23 points to knock off undefeated and nationally No. 16-ranked (MaxPreps) Sacramento High School ... A 2015-16 All-Mission Valley Athletic League point guard.

Opponent	Date	gs	min	Total		3-Pointers		Free throws		Rebounds				pf	a	t/o	blk	stl	pts	avg
WEST COAST BAPTIST	11/12/16	17		4-8	.500	1-3	.333	5-6	.833	3	0	3	3.0	4	0	2	0	2	14	14.0
PORTLAND	11/15/16	18		2-7	.286	1-3	.333	2-2	1.000	0	1	1	2.0	1	0	4	0	0	7	10.5
DENVER	11/17/16	17		2-4	.500	0-0	.000	2-2	1.000	1	1	2	2.0	2	2	3	0	1	6	9.0
at Saint Mary's (CA)	11/22/16	dnp		-	-	-	-	-	-	-	-	-	-	-	-	-	-	-	-	-
at Washington State	11/27/16	10		2-3	.667	1-1	1.000	0-2	.000	0	1	1	1.8	2	0	0	0	0	5	8.0
at Idaho	11/29/16	8		1-4	.250	1-3	.333	0-0	.000	1	0	1	1.6	0	0	1	0	0	3	7.0
SANTA CLARA	12/3/16	18		0-1	.000	0-0	.000	1-2	.500	0	1	1	1.5	1	1	0	0	1	1	6.0
at Montana	12/7/16	15		1-4	.250	0-3	.000	0-0	.000	0	1	1	1.4	1	3	2	0	0	2	5.4
LIFE PACIFIC COLLEGE	12/10/16	19		2-2	1.000	1-1	1.000	5-6	.833	2	1	3	1.6	2	2	1	1	2	10	6.0
Totals		0	122	14-33	.424	5-14	.357	15-20	.750	7	6	13	1.6	13	8	13	1	6	48	6.0

Games played: 8
Minutes/game: 15.3
Points/game: 6.0
FG Pct: 42.4
3FG Pct: 35.7
FT Pct: 75.0

Rebounds/game: 1.6
Assists/game: 1.0
Turnovers/game: 1.6
Assist/turnover ratio: 0.6
Steals/game: 0.8
Blocks/game: 0.1

SEASON STATISTICS

SEASON	G-S	MIN	FG-FGA	Pct.	3FG-FGA	Pct.	FT-FTA	Pct.	REB	Avg.	A	TO	BLK	S	Pts.	Avg.
2016-17	8-0	122	14-33	.424	5-14	.357	15-20	.750	7-6-13	1.6	8	13	1	6	48	6.0

#2 GARY WILLIAMS, JR.

Guard | 6-5 | 220 | SR | 1V

Vallejo, Calif. (Indian Hills JC)



SEASON HIGHS

Points 12 at Washington State, 11/27
Rebounds 7 at Washington State, 11/27
Assists 4 vs. Life Pacific 12/10
Field Goals Made 5, 2x - last vs. Life Pacific 12/10
Field Goal Attempts 10 at Washington State, 11/27
3-pt FG Made 2 at Washington State, 11/27
3-pt FG Attempts 4 at Washington State, 11/27
Free Throws Made 3 vs. Santa Clara, 12/3
Free Throw Attempts 4 vs. Santa Clara, 12/3
Blocks 1 vs. Santa Clara, 12/3
Steals -
Minutes 22 at Montana, 12/7

CAREER HIGHS

Points 18 vs. Wyoming, 1/13/16
Rebounds 7 at Washington State, 11/27/16
Assists 5 vs. Air Force, 1/30/16
Field Goals Made ... 5, 2x - last at Washington State, 11/27/16
Field Goal Attempts 11 vs. Wyoming, 1/13/16
3-pt FG Made 3 vs. Air Force, 1/30/16
3-pt FG Attempts 6 vs. Air Force, 1/30/16
Free Throws Made 6, 2x - last vs. Wyoming, 1/13/16
Free Throw Attempts 7 vs. Wyoming, 1/13/16
Blocks 1, 4x - last vs. Santa Clara, 12/3/16
Steals 1, 9x - last at Idaho, 11/29
Minutes 29 vs. Idaho, 11/14/15

NOTES

2016-17: Developed good chemistry with Spartan shooter Cody Schwartz - he assisted 3 of Schwartz's 5 3-pointers last game ... Has executed in both roles as a starter and as a reserve ... Inserted into the starting lineup at Washington State where he scored a season-high 12 points and grabbed seven rebounds ... Part of the starting lineup during the team's 3-game win streak .

MORE ON GARY: Was the school president at Castlemont High School in Oakland, Calif., ... Creates his own music as a hobby.

Opponent	Date	gs	min	fg-fga	pct	3fg-fga	pct	ft-fa	pct	Rebounds	pf	a	t/o	blk	stl	pts	avg
WEST COAST BAPTIST	11/12/16	dnp	-	-	-	-	-	-	-	-	-	-	-	-	-	-	-
PORTLAND	11/15/16	4	1-1	1.000	0-0	.000	0-0	.000	0	1	1	1.0	0	0	0	2	2.0
DENVER	11/17/16	12	0-4	.000	0-0	.000	2-3	.667	0	1	1	1.0	1	2	1	0	2
at Saint Mary's (CA)	11/22/16	dnp	-	-	-	-	-	-	-	-	-	-	-	-	-	-	-
at Washington State	11/27/16	*	20	5-10	.500	2-4	.500	0-1	.000	3	4	7	3.0	1	1	2	5.3
at Idaho	11/29/16	*	19	1-9	.111	0-1	.000	2-2	1.000	0	0	0	2.3	0	0	1	4
SANTA CLARA	12/3/16	*	13	0-0	.000	0-0	.000	3-4	.750	1	1	2	2.2	0	0	1	4.6
at Montana	12/7/16	*	22	4-8	.500	1-2	.500	0-0	.000	3	3	6	2.8	2	0	3	5.3
LIFE PACIFIC COLLEGE	12/10/16	15	5-9	.556	1-3	.333	0-0	.000	2	2	4	3.0	1	4	0	0	6.1
Totals		4	105	16-41	.390	4-10	.400	7-10	.700	9	12	21	3.0	5	7	8	6.1

Games played: 7
Minutes/game: 15.0
Points/game: 6.1
FG Pct: 39.0
3FG Pct: 40.0
FT Pct: 70.0

Rebounds/game: 3.0
Assists/game: 1.0
Turnovers/game: 1.1
Assist/turnover ratio: 0.9
Steals/game: 0.1
Blocks/game: 0.1


CAREER STATISTICS

SEASON	G-S	MIN	FG-FGA	Pct.	3FG-FGA	Pct.	FT-FTA	Pct.	REB	Avg.	A	TO	BLK	S	Pts.	Avg.
2015-16	30-4	454	63-178	.354	14-61	.230	65-77	.844	16-54-70	2.3	40	41	2	14	205	6.8
2016-17	7-4	105	16-41	.390	4-10	.400	7-10	.700	9-12-21	3.0	7	8	1	1	43	6.1
CAREER	37-8	559	79-219	.361	18-71	.254	72-87	.828	25-66-91	2.5	47	49	3	15	248	6.7

#4 BRANDON MITCHELL

Forward | 6-6 | 210 | JR | 2V

Memphis, Tenn. (Ridgeway HS)



SEASON HIGHS

Points 6 at Idaho, 11/29
Rebounds 7 vs. West Coast Baptist, 11/12
Assists 2 vs. West Coast Baptist, 11/12
Field Goals Made 3 at Idaho, 11/29
Field Goal Attempts 4 vs. Life Pacific 12/10
3-pt FG Made -
3-pt FG Attempts ... 1, 2x - last at Washington State, 11/27
Free Throws Made 3 vs. West Coast Baptist, 11/12
Free Throw Attempts 4 vs. West Coast Baptist, 11/12
Blocks 2 at Washington State, 11/27
Steals 2 vs. Life Pacific 12/10
Minutes 17 vs. West Coast Baptist, 11/12

CAREER HIGHS

Points 12 at Washington State, 12/21/14
Rebounds 11 vs. Boise State, 3/4/15
Assists 2, 2x - last at Wyoming, 2/14/15
Field Goals Made 5 at Washington State, 12/21/14
Field Goal Attempts 9 vs. Bethesda, 11/14/14
3-pt FG Made 2 vs. Milwaukee, 11/15/13
3-pt FG Attempts 2, 7x - last at Boise State, 1/21/15
Free Throws Made 4, 2x - last at Portland, 11/27/13
Free Throw Attempts 6, 2x - last vs. Bethesda, 11/14/14
Blocks 2, 4x - last at Washington State, 11/27/16
Steals 3 vs. Seattle U, 12/13/14
Minutes 34 vs. Boise State, 3/4/15

NOTES

2016-17: A crowd energizer ... Makes hustle plays ... Timely contributions in limited minutes off the bench have been consistent throughout this season ... Helped SJSU grow a 3-point lead into 11 points at Washington ... Hit a momentum-swinging 3-pointer that propelled an 18-0 run against Santa Clara.

2014-15: Averaged 3.7 points and 5.0 rebounds in 27 games, and made 10 starts ... was a top-10 rebounder during Mountain West play at 6.1 rebounds per game ... grabbed a career-high 11 rebounds in 40 minutes of action versus Boise State (3/4).

Opponent	Date	gs	min	Total		3-Pointers		Free throws		Rebounds				pf	a	t/o	blk	stl	pts	avg
				fg-fga	pct	3fg-fga	pct	ft-fa	pct	off	def	tot	avg							
WEST COAST BAPTIST	11/12/16		17	1-1	1.000	0-0	.000	3-4	.750	1	6	7	7.0	1	2	0	0	1	5	5.0
PORTLAND	11/15/16		dnp	-	-	-	-	-	-	-	-	-	-	-	-	-	-	-	-	-
DENVER	11/17/16		6	1-1	1.000	0-0	.000	0-0	.000	1	0	1	4.0	2	0	0	0	0	2	3.5
at Saint Mary's (CA)	11/22/16		4	0-1	.000	0-1	.000	0-0	.000	0	0	0	2.7	4	0	2	0	0	0	2.3
at Washington State	11/27/16		16	1-2	.500	0-1	.000	0-0	.000	1	5	6	3.5	2	0	2	2	0	2	2.3
at Idaho	11/29/16		14	3-3	1.000	0-0	.000	0-0	.000	1	4	5	3.8	0	0	0	0	1	6	3.0
SANTA CLARA	12/3/16		14	2-4	.500	1-1	1.000	0-0	.000	1	4	5	4.0	4	0	1	0	0	5	3.3
at Montana	12/7/16		5	0-2	.000	0-1	.000	1-2	.500	0	2	2	3.7	2	0	2	0	0	1	3.0
LIFE PACIFIC COLLEGE	12/10/16		12	2-4	.500	0-0	.000	0-0	.000	2	4	6	4.0	1	0	1	0	2	4	3.1
Totals		0	88	10-18	.556	1-4	.250	4-6	.667	7	25	32	4.0	16	2	8	2	4	25	3.1

Games played: 8
Minutes/game: 11.0
Points/game: 3.1
FG Pct: 55.6
3FG Pct: 25.0
FT Pct: 66.7

Rebounds/game: 4.0
Assists/game: 0.3
Turnovers/game: 1.0
Assist/turnover ratio: 0.3
Steals/game: 0.5
Blocks/game: 0.3


CAREER STATISTICS

SEASON	G-S	MIN	FG-FGA	Pct.	3FG-FGA	Pct.	FT-FTA	Pct.	REB	Avg.	A	TO	BLK	S	Pts.	Avg.
2014-15	30-3	367	21-61	.344	3-14	.214	27-37	.730	26-55-81	2.7	6	18	9	10	72	2.4
2014-15	28-3	401	11-43	.256	4-24	.167	14-23	.609	24-31-55	2.0	9	15	8	5	40	1.4
2015-16	-----Redshirt-----															
2016-17	8-0	88	10-18	.556	1-4	.250	4-6	.667	7-25-32	4.0	2	8	2	4	25	3.1
CAREER	66-6	856	42-122	.344	8-42	.190	45-66	.682	57-111-168	2.5	17	41	19	19	137	2.1

#10 ISAIAH NICHOLS

Guard | 6-2 | 180 | FR | HS

Oxnard, Calif. (Santa Clara HS)



SEASON HIGHS

Points 10 vs. West Coast Baptist, 11/12
Rebounds 6 at Idaho, 11/29
Assists 10 vs. Portland, 11/15
Field Goals Made 5 vs. Santa Clara, 12/3
Field Goal Attempts 8 vs. Santa Clara, 12/3
3-pt FG Made 2 vs. West Coast Baptist, 11/12
3-pt FG Attempts 3 vs. West Coast Baptist, 11/12
Free Throws Made 2 at Idaho 11/29
Free Throw Attempts 7 at Montana, 12/7
Blocks -
Steals 3, 2 - last vs. Santa Clara, 12/3
Minutes 27 vs. Santa Clara, 12/3

NOTES

2016-17: The only freshman to be a part of the starting lineup this season ... Season-high six rebounds in the win at Idaho ... 5-for-8 shooting with 12 points in the win over Santa Clara ... The team's leader in assists, averaging 19.8 minutes per game.

HIGH SCHOOL: A graduate of Santa Clara High School in Oxnard, Calif. ... Averaged 14.1 points, 7.9 rebounds and 4.6 assists as a senior ... Led all 2014-15 players during Tri-Valley League play with averages of 19.8 points and 10.9 rebounds per game ... 40 points in a victory over Santa Paula High on Jan. 30, 2015, gave him the most points a Santa Clara High player scored in a single game in 25 years.

MORE ON ISAIAH: Played a year of postgraduate ball in 2015-16 with Avon (Conn.) Old Farms and was a first-team All-Tri-State point guard.

Opponent	Date	gs	min	Total		3-Pointers		Free throws		Rebounds				pf	a	t/o	blk	stl	pts	avg	
				fg-fga	pct	3fg-fga	pct	ft-fta	pct	off	def	tot	avg								
WEST COAST BAPTIST	11/12/16	*	18	4-5	.800	2-3	.667	0-0	.000	0	2	2	2.0	2	2	3	0	1	10	10.0	
PORTLAND	11/15/16	*	25	0-4	.000	0-2	.000	0-0	.000	1	3	4	3.0	3	10	2	0	0	0	5.0	
DENVER	11/17/16	*	19	3-6	.500	1-1	1.000	0-0	.000	1	1	2	2.7	3	1	2	0	0	7	5.7	
at Saint Mary's (CA)	11/22/16	*	26	2-5	.400	0-2	.000	0-0	.000	0	3	3	2.8	1	1	2	0	0	4	5.3	
at Washington State	11/27/16		15	1-6	.167	0-1	.000	0-0	.000	0	3	3	2.8	2	4	1	0	1	2	4.6	
at Idaho	11/29/16	*	15	0-5	.000	0-2	.000	2-2	1.000	0	6	6	3.3	4	1	2	0	3	2	4.2	
SANTA CLARA	12/3/16	*	27	5-8	.625	1-2	.500	1-4	.250	1	3	4	3.4	2	2	2	0	0	12	5.3	
at Montana	12/7/16	*	15	2-3	.667	0-0	.000	1-7	.143	0	2	2	3.3	1	0	3	0	2	5	5.3	
LIFE PACIFIC COLLEGE	12/10/16		18	3-7	.429	1-2	.500	0-2	.000	0	2	2	3.1	3	6	3	0	2	7	5.4	
Totals			7	178	20-49	.408	5-15	.333	4-15	.267	3	25	28	3.1	21	27	20	0	9	49	5.4

Games played: 9
Minutes/game: 19.8
Points/game: 5.4
FG Pct: 40.8
3FG Pct: 33.3
FT Pct: 26.7

Rebounds/game: 3.1
Assists/game: 3.0
Turnovers/game: 2.2
Assist/turnover ratio: 1.4
Steals/game: 1.0

SEASON STATISTICS

SEASON	G-S	MIN	FG-FGA	Pct.	3FG-FGA	Pct.	FT-FTA	Pct.	REB	Avg.	A	TO	BLK	S	Pts.	Avg.
2016-17	9-7	178	20-49	.408	5-15	.333	4-15	.267	3-25-28	3.1	27	20	0	9	49	5.4

#11 E.J. BOYCE

Guard | 6-2 | 170 | SO | JC

Boise, Idaho (College of Southern Idaho)



SEASON HIGHS

Points	20 vs. West Coast Baptist, 11/12
Rebounds	3 vs. West Coast Baptist, 11/12
Assists	2 vs. West Coast Baptist, 11/12
Field Goals Made	6 vs. West Coast Baptist, 11/12
Field Goal Attempts	12 vs. West Coast Baptist, 11/12
3-pt FG Made	6 vs. West Coast Baptist, 11/12
3-pt FG Attempts	12 vs. West Coast Baptist, 11/12
Free Throws Made	2 vs. West Coast Baptist, 11/12
Free Throw Attempts	2 vs. West Coast Baptist, 11/12
Blocks	-
Steals	3 vs. West Coast Baptist, 11/12
Minutes	32 vs. West Coast Baptist, 11/12

NOTES

2016-17: Game-high 20 points in his Spartan debut vs. West Coast Baptist (11/12) ... All but two shots this season have come from beyond the arc.

JUNIOR COLLEGE: Averaged 9.2 points over 23 games during 2015-16 at the College of Southern Idaho ... Worked his way into the starting lineup for the final 11 games of the season ... 10 games in double-figure scoring with a season-high of 18 (2/20) ... Shot 43.7 percent from beyond the arc.

Opponent	Date	gs	min	Total fg-fga	pct	3fg-fga	pct	Free throws ft-fta	pct	Rebounds off	def	tot	avg	pf	a	t/o	blk	stl	pts	avg
WEST COAST BAPTIST	11/12/16	32		6-12	.500	6-12	.500	2-2	1.000	0	3	3	3.0	1	2	0	0	3	20	20.0
PORTLAND	11/15/16	11		1-1	1.000	1-1	1.000	0-0	.000	0	1	1	2.0	0	0	1	0	0	3	11.5
DENVER	11/17/16	5		0-1	.000	0-1	.000	0-0	.000	0	0	0	1.3	0	1	0	0	0	0	7.7
at Saint Mary's (CA)	11/22/16	20		1-4	.250	1-3	.333	0-0	.000	0	1	1	1.3	0	1	1	0	0	3	6.5
at Washington State	11/27/16	*	6	0-2	.000	0-2	.000	0-0	.000	0	0	0	1.0	1	1	0	0	0	0	5.2
at Idaho	11/29/16	4		0-2	.000	0-1	.000	0-0	.000	0	1	1	1.0	0	0	0	0	0	0	4.3
SANTA CLARA	12/3/16	dnp		-	-	-	-	-	-	-	-	-	-	-	-	-	-	-	-	-
at Montana	12/7/16	4		0-0	.000	0-0	.000	0-1	.000	0	0	0	0.9	1	0	0	0	0	0	3.7
LIFE PACIFIC COLLEGE	12/10/16	14		2-6	.333	2-6	.333	0-0	.000	0	0	0	0.8	0	0	1	0	0	6	4.0
Totals		1	96	10-28	.357	10-26	.385	2-3	.667	0	6	6	0.8	3	5	3	0	3	32	4.0

Games played: 8
Minutes/game: 12.0
Points/game: 4.0
FG Pct: 35.7
3FG Pct: 38.5
FT Pct: 66.7

Rebounds/game: 0.8
Assists/game: 0.6
Turnovers/game: 0.4
Assist/turnover ratio: 1.7
Steals/game: 0.4


SEASON STATISTICS

SEASON	G-S	MIN	FG-FGA	Pct.	3FG-FGA	Pct.	FT-FTA	Pct.	REB	Avg.	A	TO	BLK	S	Pts.	Avg.
2016-17	8-1	96	10-28	.357	10-26	.385	2-3	.667	0-6-6	0.8	5	3	0	3	32	4.0

#15 BRANDON CLARKE

Guard | 6-8 | 210 | SO | 1V

Phoenix, Ariz. (Desert Vista HS)



SEASON HIGHS

Points 28 vs. Portland, 11/15
 Rebounds 11 at Washington State, 11/27
 Assists 3, 2x - last vs. Life Pacific 12/10
 Field Goals Made 12 vs. Portland, 11/15
 Field Goal Attempts 26 vs. Portland, 11/15
 3-pt FG Made -
 3-pt FG Attempts ... 1, 2x - last at Washington State, 11/27
 Free Throws Made 4, 3x - last at Saint Mary's, 11/22
 Free Throw Attempts 7 vs. West Coast Baptist, 11/12
 Blocks 6 at Idaho, 11/29
 Steals 2, 2x - last at Idaho, 11/29
 Minutes 38 at Idaho, 11/29

CAREER HIGHS

Points 28 vs. Portland, 11/15/16
 Rebounds 15 vs. Fresno State, 2/3/16
 Assists 5, 2x - last at UNLV, 2/10/16
 Field Goals Made 12 vs. Portland, 11/15/16
 Field Goal Attempts 26 vs. Portland, 11/15/16
 3-pt FG Made 1 vs. Boise State, 3/5/16
 3-pt FG Attempts .. 1, 6x - last at Washington State, 11/27/16
 Free Throws Made 5 vs. Montana State, 12/13/15
 Free Throw Attempts ... 7, 2x - last vs. West Coast Baptist, 11/12/16
 Blocks 6 at Idaho, 11/29/16
 Steals 2, 8x - last at Idaho, 11/29/16
 Minutes 38 at Idaho, 11/29/16

NOTES

2016-17: 18 points in as many minutes on 9-of-12 shooting last game against Life Pacific ... Tied the SJSU single-game record with six blocks at Idaho ... Career-high 28 points to go along with 10 rebounds and five blocks versus Portland (11/15).

2015-16: Voted the Sixth Man of the Year in the Mountain West by the league's head coaches ... 10.1 points and a team-leading 7.3 rebounds per game during conference play.

MORE ON BRANDON: Lived in Vancouver, B.C., before moving to Phoenix, Ariz. ... Majoring in business entrepreneurship.

Opponent	Date	Total				3-Pointers		Free throws		Rebounds				pf	a	t/o	blk	stl	pts	avg	
		gs	min	fg-fga	pct	3fg-fga	pct	ft-fga	pct	off	def	tot	avg								
WEST COAST BAPTIST	11/12/16	*	15	3-3	1.000	0-0	.000	4-7	.571	1	3	4	4.0	3	3	2	1	2	10	10.0	
PORTLAND	11/15/16	*	35	12-26	.462	0-1	.000	4-5	.800	4	6	10	7.0	3	2	1	5	1	28	19.0	
DENVER	11/17/16	*	32	6-10	.600	0-0	.000	1-2	.500	3	7	10	8.0	0	2	4	0	1	13	17.0	
at Saint Mary's (CA)	11/22/16	*	30	5-11	.455	0-0	.000	4-5	.800	1	3	4	7.0	4	2	1	0	3	14	16.3	
at Washington State	11/27/16	*	27	6-10	.600	0-1	.000	0-2	.000	4	7	11	7.8	5	0	1	1	1	12	15.4	
at Idaho	11/29/16	*	38	4-10	.400	0-0	.000	1-2	.500	4	3	7	7.7	2	0	1	6	2	9	14.3	
SANTA CLARA	12/3/16	*	20	4-6	.667	0-0	.000	1-3	.333	2	3	5	7.3	4	0	1	1	0	9	13.6	
at Montana	12/7/16	*	34	5-12	.417	0-0	.000	1-2	.500	3	2	5	7.0	1	2	0	2	1	11	13.3	
LIFE PACIFIC COLLEGE	12/10/16	*	18	9-12	.750	0-0	.000	0-0	.000	5	4	9	7.2	1	3	2	1	0	18	13.8	
Totals			9	249	54-100	.540	0-2	.000	16-28	.571	27	38	65	7.2	23	14	13	17	11	124	13.8

Games played: 9
 Minutes/game: 27.7
 Points/game: 13.8
 FG Pct: 54.0
 3FG Pct: 0.0
 FT Pct: 57.1

Rebounds/game: 7.2
 Assists/game: 1.6
 Turnovers/game: 1.4
 Assist/turnover ratio: 1.1
 Steals/game: 1.2
 Blocks/game: 1.9

CAREER STATISTICS

SEASON	G-S	MIN	FG-FGA	Pct.	3FG-FGA	Pct.	FT-FTA	Pct.	REB	Avg.	A	TO	BLK	S	Pts.	Avg.
2015-16	31-3	728	109-172	.634	1-6	.167	55-98	.561	65-109-174	5.6	46	35	39	22	274	8.8
2016-17	9-9	249	54-100	.540	0-2	.000	16-28	.571	27-38-65	7.2	14	13	17	11	124	13.8
CAREER	40-12	977	163-272	.599	1-8	.125	71-126	.563	92-147-239	6.0	60	48	56	33	398	9.9

#20 ISAAC THORNTON

Guard | 6-2 | 185 | SR | 3V

San Antonio, Texas (Sam Houston HS)



SEASON HIGHS

Points 12, at Washington State, 11/27
 Rebounds 4 vs. Portland, 11/15
 Assists 5 vs. Life Pacific 12/10
 Field Goals Made ... 2, 3x - last at Washington State, 11/27
 Field Goal Attempts 6, 2x - last vs. Denver, 11/17
 3-pt FG Made 2 vs. Life Pacific 12/10
 3-pt FG Attempts 4 at Washington State, 11/27
 Free Throws Made 7 at Washington State, 11/27
 Free Throw Attempts 8 at Washington State, 11/27
 Blocks 1, 4x - last at Montana, 12/7
 Steals 4 vs. Denver, 11/17
 Minutes 27 at Washington State, 11/27

CAREER HIGHS

Points 17 at Seattle U, 12/20/15
 Rebounds 11 vs. New Mexico, 1/11/14
 Assists 6, 2x - last at Air Force, 1/7/15
 Field Goals Made 8 at Seattle U, 12/20/15
 Field Goal Attempts 14 at Utah State, 12/31/14
 3-pt FG Made 4 vs. Wyoming, 2/15/14
 3-pt FG Attempts 8 at Utah State, 12/31/14
 Free Throws Made 7, 3x - last vs. Fresno State, 2/3/16
 Free Throw Attempts 12 vs. San Diego, 11/27/15
 Blocks 3, 2x - last vs. Portland, 11/16/14
 Steals 5 vs. Westminster, 12/21/13
 Minutes 39 at Seattle U, 12/20/15

NOTES

2016-17: Two steals away from being alone in second on the career-steals list at SJSU ... Played a ton at the PG position last two years, but more guard depth this season has put Thornton back at his true 2 or 3-guard spot ... One of five in double-figure scoring at Washington State ... He and Brandon Clarke are the only players to have started every game this season.

MORE ON ISAAC: San José State's most experienced player ... He and Jalen James were in Wojcik's first recruiting class at SJSU ... Currently serves as the Mountain West's Student-Athlete Advisory Committee (SAAC) representative to the NCAA ... Intends to follow in his father's footsteps and coach basketball after graduating.

Opponent	Date	gs	min	Total		3-Pointers		Free throws		Rebounds			pf	a	t/o	blk	stl	pts	avg		
				fg-fga	pct	3fg-fga	pct	ft-fa	pct	off	def	tot								avg	
WEST COAST BAPTIST	11/12/16	*	12	2-2	1.000	0-0	.000	0-0	.000	0	2	2	2.0	2	3	0	0	2	4	4.0	
PORTLAND	11/15/16	*	25	2-6	.333	0-1	.000	0-1	.000	2	2	4	3.0	3	0	2	1	1	4	4.0	
DENVER	11/17/16	*	24	1-6	.167	0-2	.000	3-4	.750	0	0	0	2.0	4	3	0	1	4	5	4.3	
at Saint Mary's (CA)	11/22/16	*	15	1-3	.333	0-1	.000	0-0	.000	0	0	0	1.5	1	0	1	0	1	2	3.8	
at Washington State	11/27/16	*	27	2-5	.400	1-4	.250	7-8	.875	0	2	2	1.6	2	1	1	0	2	12	5.4	
at Idaho	11/29/16	*	19	0-2	.000	0-1	.000	0-0	.000	0	4	4	2.0	3	3	0	0	0	0	4.5	
SANTA CLARA	12/3/16	*	23	1-2	.500	0-0	.000	4-4	1.000	1	2	3	2.1	3	4	1	1	3	6	4.7	
at Montana	12/7/16	*	18	1-3	.333	1-3	.333	4-6	.667	0	1	1	2.0	2	1	3	1	2	7	5.0	
LIFE PACIFIC COLLEGE	12/10/16	*	14	2-2	1.000	2-2	1.000	0-0	.000	0	0	0	1.8	0	5	0	0	1	6	5.1	
Totals			9	177	12-31	.387	4-14	.286	18-23	.783	3	13	16	1.8	20	20	8	4	16	46	5.1

Games played: 9
 Minutes/game: 19.7
 Points/game: 5.1
 FG Pct: 38.7
 3FG Pct: 28.6
 FT Pct: 78.3

Rebounds/game: 1.8
 Assists/game: 2.2
 Turnovers/game: 0.9
 Assist/turnover ratio: 2.5
 Steals/game: 1.8
 Blocks/game: 0.4

CAREER STATISTICS

SEASON	G-S	MIN	FG-FGA	Pct.	3FG-FGA	Pct.	FT-FTA	Pct.	REB	Avg.	A	TO	BLK	S	Pts.	Avg.
2013-14	31-20	639	46-128	.359	17-44	.386	43-59	.729	25-75-100	3.2	48	60	18	27	152	4.9
2014-15	29-24	805	45-156	.288	10-59	.169	35-56	.625	12-85-97	3.3	63	67	22	36	135	4.7
2015-16	31-20	602	51-125	.408	12-38	.316	49-72	.681	14-69-83	2.7	78	51	15	43	163	5.3
2016-17	9-9	177	12-31	.387	4-14	.286	18-23	.783	3-13-16	1.8	20	8	4	16	46	5.1
CAREER	100-73	2223	154-440	.350	43-155	.277	145-210	.690	54-242-296	2.9	209	186	59	122	496	4.9

#21 JALEN JAMES

Guard | 6-4 | 175 | JR | 2V

Chicago, Ill. (La Lumiere School)



SEASON HIGHS

Points 13, 2x - last vs. Denver, 11/17
Rebounds 7 vs. West Coast Baptist, 11/12
Assists 4, 2x - last at Washington State, 11/27
Field Goals Made 5 vs. Denver, 11/17
Field Goal Attempts 12 vs. Denver, 11/17
3-pt FG Made 3 vs. Denver, 11/17
3-pt FG Attempts 7, 2x - last at Idaho, 11/29
Free Throws Made 4 vs. West Coast Baptist, 11/12
Free Throw Attempts 4 vs. West Coast Baptist, 11/12
Blocks -
Steals 4 at Montana, 12/7
Minutes 32 at Idaho, 11/29

CAREER HIGHS

Points 13, 3x - last vs. Denver, 11/17/16
Rebounds 13 at Houston, 12/7/13
Assists 10 at Houston, 12/7/13
Field Goals Made 5, 5x - last vs. Denver, 11/17/16
Field Goal Attempts 12, 2x - last vs. UNLV, 1/29/14
3-pt FG Made 3, 3x - last at Wyoming, 3/2/16
3-pt FG Attempts 7, 2x - last vs. Denver, 11/17/16
Free Throws Made 6 at Boise State, 1/25/14
Free Throw Attempts 8 at Boise State, 1/25/14
Blocks 2 at Santa Clara, 12/5/15
Steals 4 at Montana, 12/7/16
Minutes 37 vs. Milwaukee, 11/15/13

NOTES

2016-17: The career 30.0% shooter from downtown is making 43.3% of shots from beyond the arc this season ... Made his first start last game vs. Life Pacific ... Had been the second-leading scorer off the bench at 8.1 points per game ... Taking the role of veteran at the point guard position with the new wave of guards in the 2016-17 class ... Season-high four assists at Washington State.

MORE ON JALEN: One of the team's most active leaders in the offseason with community service activities ... An Arthur Ashe, Jr., Sports Scholar in 2014-15 ... The Chicago native returns home to visit family during summer.

#21 JAMES, Jalen

Opponent	Date	gs	min	Total fg-fga	pct	3-Pointers 3fg-fga	pct	Free throws ft-fa	pct	Rebounds off def tot	avg	pf	a	t/o	blk	stl	pts	avg
WEST COAST BAPTIST	11/12/16	23		4-5	.800	1-1	1.000	4-4	1.000	1 6 7	7.0	2	4	0	0	0	13	13.0
PORTLAND	11/15/16	16		2-4	.500	2-3	.667	0-0	.000	0 3 3	5.0	2	2	2	0	1	6	9.5
DENVER	11/17/16	23		5-12	.417	3-7	.429	0-1	.000	1 2 3	4.3	1	3	0	0	1	13	10.7
at Saint Mary's (CA)	11/22/16	26		4-8	.500	0-1	.000	0-0	.000	0 3 3	4.0	1	2	2	0	0	8	10.0
at Washington State	11/27/16	23		3-10	.300	1-4	.250	2-3	.667	1 3 4	4.0	2	4	0	0	0	9	9.8
at Idaho	11/29/16	32		2-7	.286	2-6	.333	2-2	1.000	0 5 5	4.2	1	2	1	0	1	8	9.5
SANTA CLARA	12/3/16	29		1-6	.167	1-2	.500	0-0	.000	0 1 1	3.7	0	1	1	0	1	3	8.6
at Montana	12/7/16	23		3-5	.600	2-3	.667	0-0	.000	1 2 3	3.6	3	1	1	0	4	8	8.5
LIFE PACIFIC COLLEGE	12/10/16	*	14	1-5	.200	1-3	.333	2-2	1.000	0 4 4	3.7	1	3	0	0	0	5	8.1
Totals		1	209	25-62	.403	13-30	.433	10-12	.833	4 29 33	3.7	13	22	7	0	8	73	8.1

Games played: 9
Minutes/game: 23.2
Points/game: 8.1
FG Pct: 40.3
3FG Pct: 43.3
FT Pct: 83.3

Rebounds/game: 3.7
Assists/game: 2.4
Turnovers/game: 0.8
Assist/turnover ratio: 3.1
Steals/game: 0.9

CAREER STATISTICS

SEASON	G-S	MIN	FG-FGA	Pct.	3FG-FGA	Pct.	FT-FTA	Pct.	REB	Avg.	A	TO	BLK	S	Pts.	Avg.
2013-14	29-29	795	68-194	.351	19-68	.279	37-56	.661	12-109-121	4.2	89	76	6	8	192	6.6
2014-15	8-8	201	20-47	.426	5-18	.278	10-14	.714	5-26-31	3.9	17	20	1	4	55	6.9
2015-16	23-6	386	32-97	.330	11-44	.250	29-42	.690	4-40-44	1.9	36	37	5	10	104	4.5
2016-17	9-1	209	25-62	.403	13-30	.433	10-12	.833	4-29-33	3.7	22	7	0	8	73	8.1
CAREER	69-44	1591	145-400	.363	48-160	.300	86-124	.694	29-204-233	3.4	164	140	12	30	424	6.1

#24 RYAN SINGER

FORWARD | 6-10 | 235 | SO | 1V

Littleton, Colo. (Massanutten Military Academy)



SEASON HIGHS	
Points	2 vs. West Coast Baptist, 11/12
Rebounds	5 vs. West Coast Baptist, 11/12
Assists	1 vs. West Coast Baptist, 11/12
Field Goals Made	1 vs. West Coast Baptist, 11/12
Field Goal Attempts	5 vs. West Coast Baptist, 11/12
3-pt FG Made	-
3-pt FG Attempts	-
Free Throws Made	-
Free Throw Attempts	2 vs. Portland, 11/15
Blocks	-
Steals	-
Minutes	13 vs. West Coast Baptist, 11/12

CAREER HIGHS	
Points	8 at Utah State, 12/31/14
Rebounds	8 vs. Bethesda, 11/14/14
Assists	2, 2x - last at Wyoming, 2/14/15
Field Goals Made	3 at Utah State, 12/31/14
Field Goal Attempts	10 at Utah State, 12/31/14
3-pt FG Made	2 at Utah State, 12/31/14
3-pt FG Attempts	8 at Utah State, 12/31/14
Free Throws Made	3 vs. Saint Katherine, 12/9/14
Free Throw Attempts	7 vs. Saint Katherine, 12/9/14
Blocks	1, 7x - last at New Mexico, 1/31/15
Steals	1, 4x - last at Air Force, 1/7/15
Minutes	36 at Utah State, 12/31/14

NOTES

2016-17: Appeared in five gaes as a reserve and started the game against Denver (11/17) ... Made a basket and grabbed five rebounds in his first game back against West Coast Baptist after redshirting the 2015-16 season.

MORE ON RYAN: Considered hockey his number one sport growing up in the Denver area ... The oldest of four children and his sister Erin is an outside hitter for the SJSU women's volleyball team ... Avid fan of the defending Super Bowl champion Denver Broncos.

Opponent	Date	gs	min	Total		3-Pointers		Free throws		Rebounds				pf	a	t/o	blk	stl	pts	avg
WEST COAST BAPTIST	11/12/16	13		1-5	.200	0-0	.000	0-0	.000	2	3	5	5.0	3	1	3	0	0	2	2.0
PORTLAND	11/15/16	3		0-0	.000	0-0	.000	0-2	.000	0	0	0	2.5	1	0	1	0	0	0	1.0
DENVER	11/17/16	13	*	0-2	.000	0-0	.000	0-0	.000	0	1	1	2.0	4	0	0	0	0	0	0.7
at Saint Mary's (CA)	11/22/16	2		0-0	.000	0-0	.000	0-0	.000	0	0	0	1.5	2	0	0	0	0	0	0.5
at Washington State	11/27/16	dnp		-	-	-	-	-	-	-	-	-	-	-	-	-	-	-	-	-
at Idaho	11/29/16	dnp		-	-	-	-	-	-	-	-	-	-	-	-	-	-	-	-	-
SANTA CLARA	12/3/16	dnp		-	-	-	-	-	-	-	-	-	-	-	-	-	-	-	-	-
at Montana	12/7/16	1		0-0	.000	0-0	.000	0-0	.000	0	0	0	1.2	0	0	0	0	0	0	0.4
LIFE PACIFIC COLLEGE	12/10/16	10		0-1	.000	0-0	.000	0-1	.000	0	2	2	1.3	1	1	0	0	0	0	0.3
Totals		1	42	1-8	.125	0-0	.000	0-3	.000	2	6	8	1.3	11	2	4	0	0	2	0.3


Games played: 6
Minutes/game: 7.0
Points/game: 0.3
FG Pct: 12.5
FT Pct: 0.0

Rebounds/game: 1.3
Assists/game: 0.3
Turnovers/game: 0.7
Assist/turnover ratio: 0.5

CAREER STATISTICS																
SEASON	G-S	MIN	FG-FGA	Pct.	3FG-FGA	Pct.	FT-FTA	Pct.	REB	Avg.	A	TO	BLK	S	Pts.	Avg.
2014-15	28-3	401	11-43	.256	4-24	.167	14-23	.609	24-31-55	2.0	9	15	8	5	40	1.4
2015-16	-----Redshirt-----															
2016-17	6-1	42	1-8	.125	0-0	.000	0-3	.000	2-6-8	1.3	2	4	0	0	2	0.3
CAREER	34-4	443	12-51	.235	4-24	.167	14-26	.538	26-37-63	1.9	11	19	8	5	42	1.2

#25 JAYCEE HILLSMAN

Guard | 6-6 | 225 | SO | HS |
Champaign, Ill. (Simeon HS)



SEASON HIGHS

Points 16 at Saint Mary's, 11/22
Rebounds 10 vs. Life Pacific 12/10
Assists 3 vs. Life Pacific 12/10
Field Goals Made 4, 3x - last vs. Life Pacific 12/10
Field Goal Attempts 8 vs. Life Pacific 12/10
3-pt FG Made 1 at Saint Mary's, 11/22
3-pt FG Attempts 2, 2x - last at Saint Mary's, 11/22
Free Throws Made 8 at Washington State, 11/27
Free Throw Attempts 10 at Washington State, 11/27
Blocks 1, 3x - last at Washington State, 11/27
Steals 2 vs. West Coast Baptist, 11/12
Minutes 30 at Saint Mary's, 11/22

CAREER HIGHS

Points 16 at Saint Mary's, 11/22/16
Rebounds 10 vs. Life Pacific 12/10/16
Assists 5 vs. Air Force, 1/30/16
Field Goals Made 5 vs. Air Force, 1/30/16
Field Goal Attempts 9 vs. Idaho, 11/14/15
3-pt FG Made 3 vs. Air Force, 1/30/16
3-pt FG Attempts 6 vs. Air Force, 1/30/16
Free Throws Made 8 at Washington State, 11/27/16
Free Throw Attempts 10 at Washington State, 11/27/16
Blocks 1, 5x - last at Saint Mary's, 11/22/16
Steals 2 vs. West Coast Baptist, 11/12
Minutes 34 vs. Fresno State, 2/3/16

NOTES

2016-17: Notched first-career double-double with 11 points and 10 rebounds against Life Pacific ... Career-high 16 points at #15-Saint Mary's ... 14 points on 3-of-3 shooting at WSU ... The team's top free-throws at 88.9%.

MORE ON JAYCEE: Credits his mother for helping him lose 20 pounds during this past offseason at home in Champaign, Ill. ... Toured China while playing in a tournament with Don Bosco Prep during the 2014-15 season ... Went to Simeon High School in Chicago where a number of basketball standouts including Derrick Rose attended.

Opponent	Date	gs	min	Total		3-Pointers		Free throws		Rebounds				pf	a	t/o	blk	stl	pts	avg
				fg-fga	pct	3fg-fga	pct	ft-fa	pct	off	def	tot	avg							
WEST COAST BAPTIST	11/12/16	*	18	4-7	.571	0-1	.000	4-4	1.000	3	3	6	6.0	1	1	2	0	2	12	12.0
PORTLAND	11/15/16	*	20	0-5	.000	0-2	.000	1-2	.500	2	0	2	4.0	2	2	2	0	0	1	6.5
DENVER	11/17/16	*	22	2-5	.400	0-2	.000	4-4	1.000	0	3	3	3.7	0	0	1	1	1	8	7.0
at Saint Mary's (CA)	11/22/16	*	30	4-6	.667	1-2	.500	7-7	1.000	3	3	6	4.3	1	0	1	1	0	16	9.3
at Washington State	11/27/16		20	3-3	1.000	0-0	.000	8-10	.800	2	2	4	4.2	2	0	0	1	0	14	10.2
at Idaho	11/29/16		21	3-3	1.000	0-0	.000	5-5	1.000	2	1	3	4.0	2	1	2	0	0	11	10.3
SANTA CLARA	12/3/16		10	1-2	.500	0-0	.000	0-0	.000	0	2	2	3.7	1	0	3	0	0	2	9.1
at Montana	12/7/16		15	3-4	.750	1-2	.500	0-0	.000	1	0	1	3.4	1	2	1	0	0	7	8.9
LIFE PACIFIC COLLEGE	12/10/16	*	26	4-8	.500	0-1	.000	3-4	.750	5	5	10	4.1	0	3	1	0	0	11	9.1
Totals			5	182	24-43	.558	2-10	.200	32-36	.889	18	19	37	4.1	10	9	13	3	82	9.1

Games played: 9
Minutes/game: 20.2
Points/game: 9.1
FG Pct: 55.8
3FG Pct: 20.0
FT Pct: 88.9

Rebounds/game: 4.1
Assists/game: 1.0
Turnovers/game: 1.4
Assist/turnover ratio: 0.7
Steals/game: 0.3
Blocks/game: 0.3

CAREER STATISTICS

SEASON	G-S	MIN	FG-FGA	Pct.	3FG-FGA	Pct.	FT-FTA	Pct.	REB	Avg.	A	TO	BLK	S	Pts.	Avg.
2015-16	30-21	529	39-126	.310	20-76	.263	38-49	.776	14-23-37	1.2	44	35	3	9	136	4.5
2016-17	9-5	182	24-43	.558	2-10	.200	32-36	.889	18-19-37	4.1	9	13	3	3	82	9.1
CAREER	39-26	711	63-169	.372	22-86	.256	70-85	.824	32-42-74	1.9	53	48	6	12	218	5.6

#32 RYAN WELAGE

Forward | 6-9 | 205 | SO | HS

Greensburg, Ind. (Greensburg HS)



SEASON HIGHS

Points 20 at Washington State, 11/27
Rebounds 11 at Washington State, 11/27
Assists 2, 2x - last vs. Santa Clara, 12/3
Field Goals Made ... 7, 2x - last at Washington State, 11/27
Field Goal Attempts 19 at Idaho, 11/29
3-pt FG Made 3, 4x - last at Washington State, 11/27
3-pt FG Attempts 10 at Idaho, 11/29
Free Throws Made 6 vs. Life Pacific 12/10
Free Throw Attempts 6 vs. Life Pacific 12/10
Blocks 1 vs. Santa Clara, 12/3
Steals 2, 3x - last vs. Life Pacific 12/10
Minutes 36 at Saint Mary's, 11/22

CAREER HIGHS

Points 28 at Fresno State, 1/16/16
Rebounds 11, 2x - last at Washington State, 11/27/16
Assists 4 vs. New Mexico, 1/23/16
Field Goals Made 11 at Fresno State, 1/16/16
Field Goal Attempts 20 at Fresno State, 1/16/16
3-pt FG Made 5, 2x - last at Fresno State, 1/16/16
3-pt FG Attempts 11 at Fresno State, 1/16/16
Free Throws Made 6 vs. Life Pacific 12/10
Free Throw Attempts 9 vs. Idaho, 11/14/15
Blocks 2 vs. Montana, 11/16/15
Steals 3, 2x - last vs. Life Pacific College, 12/22/15
Minutes 39 at San Diego State, 1/6/16

NOTES

2016-17: Did not attempt a 3-pointer in the last two games - first two-game stretch of his career without an attempt from downtown ... 81.0% from the line this year compared to 52.7 last year ... Season-high 20 points and 11 rebounds at Washington State ... One turnover in 94 minutes of playing time during the team's three-game road trip at #15-Saint Mary's (11/22), at Washington State (11/27) and at Idaho (11/29).

MORE ON RYAN: Known to his teammates as Wely ... Second only to his teammate Cody Schwartz for made 3-point baskets among Mountain West freshmen last season ... Played on the varsity tennis team at Greensburg (Ind.) High School ... Considers himself a Corn Hole champion ... Hails from Greensburg, Ind., a town of 11,747 along interstate 74 between Cincinnati and Indianapolis.

Opponent	Date	gs	min	Total		3-Pointers		Free throws		Rebounds				pf	a	t/o	blk	stl	pts	avg	
				fg-fg	pct	3fg-3fg	pct	ft-ft	pct	off	def	tot	avg								
WEST COAST BAPTIST	11/12/16	*	17	4-8	.500	2-4	.500	2-3	.667	1	3	4	4.0	0	1	1	0	0	12	12.0	
PORTLAND	11/15/16	*	26	3-10	.300	3-7	.429	0-0	.000	1	3	4	4.0	0	2	1	0	1	9	10.5	
DENVER	11/17/16	*	18	4-8	.500	3-5	.600	0-0	.000	0	0	0	2.7	2	0	2	0	2	11	10.7	
at Saint Mary's (CA)	11/22/16	*	36	7-15	.467	3-5	.600	0-0	.000	1	5	6	3.5	0	0	0	0	0	17	12.3	
at Washington State	11/27/16	*	30	7-13	.538	3-6	.500	3-5	.600	4	7	11	5.0	3	0	0	0	2	20	13.8	
at Idaho	11/29/16	*	28	6-19	.316	1-10	.100	2-2	1.000	3	4	7	5.3	1	0	1	0	0	15	14.0	
SANTA CLARA	12/3/16	*	31	5-10	.500	0-3	.000	2-3	.667	1	4	5	5.3	2	2	3	1	1	12	13.7	
at Montana	12/7/16	*	26	2-6	.333	0-0	.000	2-2	1.000	1	5	6	5.4	2	0	4	0	0	6	12.8	
LIFE PACIFIC COLLEGE	12/10/16	*	20	4-8	.500	0-0	.000	6-6	1.000	2	4	6	5.4	1	2	1	0	2	14	12.9	
Totals			8	232	42-97	43.3	15-40	37.5	17-21	81.0	14	35	49	5.4	11	7	13	1	8	116	12.9

Games played: 9
Minutes/game: 25.8
Points/game: 12.9
FG Pct: 43.3
3FG Pct: 37.5
FT Pct: 81.0

Rebounds/game: 5.4
Assists/game: 0.8
Turnovers/game: 1.4
Assist/turnover ratio: 0.5
Steals/game: 0.9
Blocks/game: 0.1

CAREER STATISTICS

SEASON	G-S	MIN	FG-FGA	Pct.	3FG-FGA	Pct.	FT-FTA	Pct.	REB	Avg.	A	TO	BLK	S	Pts.	Avg.
2015-16	31-26	817	122-301	.405	48-133	.361	29-55	.527	29-133-162	5.2	39	45	5	21	321	10.4
2016-17	9-8	232	42-97	.433	15-40	.375	17-21	.810	14-35-49	5.4	7	13	1	8	116	12.9
CAREER	40-34	1049	164-398	.412	63-173	.364	46-76	.605	43-168-211	5.3	46	58	6	29	437	10.9

#33 CODY SCHWARTZ

Forward | 6-8 | 210 | SO | 1V

De Pere, Wis. (West De Pere HS)



SEASON HIGHS

Points 17 vs. Life Pacific 12/10
 Rebounds 5 vs. West Coast Baptist, 11/12
 Assists 1 vs. Portland, 11/15
 Field Goals Made 5 vs. Life Pacific 12/10
 Field Goal Attempts 7 vs. Life Pacific 12/10
 3-pt FG Made 5 vs. Life Pacific 12/10
 3-pt FG Attempts 7 vs. Life Pacific 12/10
 Free Throws Made 2 vs. Life Pacific 12/10
 Free Throw Attempts 2 vs. Life Pacific 12/10
 Blocks 1, 2x - last vs. Santa Clara 12/3
 Steals -
 Minutes 17 vs. Portland, 11/15

CAREER HIGHS

Points 20 vs. Life Pacific College, 12/22/16
 Rebounds 8 vs. Air Force, 1/30/16
 Assists 4 at Marquette, 12/8/15
 Field Goals Made 8 vs. Life Pacific College, 12/22/15
 Field Goal Attempts 11 vs. Life Pacific College, 12/22/15
 3-pt FG Made 6 at Colorado State, 1/27/16
 3-pt FG Attempts 11 at Colorado State, 1/27/16
 Free Throws Made 5 vs. Utah State, 12/30/15
 Free Throw Attempts 6 vs. Utah State, 12/30/15
 Blocks 1, 7x - last vs. Santa Clara, 12/3/16
 Steals 3 vs. Life Pacific College, 12/22/15
 Minutes 38 at Seattle U, 12/20/15

NOTES

2016-17: Had been struggling to find his shot until going 5-for-7 from downtown with a season-high 17 points in the last game vs. Life Pacific.

MORE ON CODY: Led all Mountain West freshmen last season with 52 made 3-point baskets ... Born in Green Bay, Wis., and is an avid Packers fan.

Opponent	Date	Total			3-Pointers		Free throws		Rebounds											
		gs	min	fg-fga	pct	3fg-fga	pct	ft-fa	pct	off	def	tot	avg	pf	a	t/o	blk	stl	pts	avg
WEST COAST BAPTIST	11/12/16	11	0-5	.000	0-5	.000	0-0	.000	3	2	5	5.0	3	0	3	0	0	0	0	0.0
PORTLAND	11/15/16	17	2-5	.400	2-4	.500	0-0	.000	1	3	4	4.5	0	1	0	1	0	6	3.0	
DENVER	11/17/16	8	1-3	.333	0-2	.000	0-0	.000	0	0	0	3.0	0	0	0	0	0	2	2.7	
at Saint Mary's (CA)	11/22/16	11	0-2	.000	0-1	.000	0-0	.000	0	0	0	2.3	2	2	0	0	0	0	2.0	
at Washington State	11/27/16	5	0-1	.000	0-1	.000	0-0	.000	0	0	0	1.8	1	0	0	0	0	0	1.6	
at Idaho	11/29/16	2	0-0	.000	0-0	.000	0-0	.000	0	0	0	1.5	0	0	0	0	0	0	1.3	
SANTA CLARA	12/3/16	10	0-2	.000	0-2	.000	0-0	.000	0	3	3	1.7	2	0	1	1	0	0	1.1	
at Montana	12/7/16	19	2-6	.333	2-5	.400	0-0	.000	0	1	1	1.6	2	0	0	0	0	6	1.8	
LIFE PACIFIC COLLEGE	12/10/16	15	5-7	.714	5-7	.714	2-2	1.000	0	1	1	1.6	2	1	0	0	0	17	3.4	
Totals		0	98	10-31	.323	9-27	.333	2-2	1.000	4	10	14	1.6	12	4	4	2	0	31	3.4

Games played: 9
 Minutes/game: 10.9
 Points/game: 3.4
 FG Pct: 32.3
 3FG Pct: 33.3
 FT Pct: 100.0

Rebounds/game: 1.6
 Assists/game: 0.4
 Turnovers/game: 0.4
 Assist/turnover ratio: 1.0
 Blocks/game: 0.2

CAREER STATISTICS

SEASON	G-S	MIN	FG-FGA	Pct.	3FG-FGA	Pct.	FT-FTA	Pct.	REB	Avg.	A	TO	BLK	S	Pts.	Avg.
2015-16	31-26	746	72-194	.371	52-152	.342	22-30	.733	21-62-83	2.7	32	21	6	15	218	7.0
2016-17	9-0	98	10-31	.323	9-27	.333	2-2	1.000	4-10-14	1.6	4	4	2	0	31	3.4
CAREER	40-26	810	75-212	.354	54-167	.323	22-30	.733	25-70-95	2.5	35	24	8	15	226	5.9

#41 ASHTIN CHASTAIN

Center | 6-11 | 245 | FR | RS

Norco, Calif. (Norco HS)



SEASON HIGHS

Points 7 vs. West Coast Baptist, 11/12
 Rebounds 2 vs. West Coast Baptist, 11/12
 Assists 1 vs. West Coast Baptist, 11/12
 Field Goals Made 3 vs. West Coast Baptist, 11/12
 Field Goal Attempts 3 vs. West Coast Baptist, 11/12
 3-pt FG Made -
 3-pt FG Attempts -
 Free Throws Made 2 vs. Santa Clara, 12/3
 Free Throw Attempts 6 vs. West Coast Baptist, 11/12
 Blocks -
 Steals 1 at Washington State, 11/27
 Minutes 7 vs. West Coast Baptist, 11/12

NOTES

2016-17: Appeared in six games as a reserve ... Came into the game cold and knocked down two free throws against Santa Clara ... Scored seven points in seven minutes of action off the bench in his return after redshirting last season.

MORE ON ASHTIN: Majoring in business management ... Teamed up with Jalen James during the offseason to mentor a group of youngsters aspiring to attend college and become student-athletes.

Opponent	Date	gs	min	Total		3-Pointers		Free throws		Rebounds				pf	a	t/o	blk	stl	pts	avg
				fg-fga	pct	3fg-fga	pct	ft-fa	pct	off	def	tot	avg							
WEST COAST BAPTIST	11/12/16	7		3-3	1.000	0-0	.000	1-6	.167	1	1	2	2.0	1	1	1	0	0	7	7.0
PORTLAND	11/15/16	dnp		-	-	-	-	-	-	-	-	-	-	-	-	-	-	-	-	-
DENVER	11/17/16	1		0-0	.000	0-0	.000	0-0	.000	0	1	1	1.5	0	0	0	0	0	0	3.5
at Saint Mary's (CA)	11/22/16	dnp		-	-	-	-	-	-	-	-	-	-	-	-	-	-	-	-	-
at Washington State	11/27/16	1		0-0	.000	0-0	.000	0-0	.000	0	0	0	1.0	0	0	0	1	0	0	2.3
at Idaho	11/29/16	dnp		-	-	-	-	-	-	-	-	-	-	-	-	-	-	-	-	-
SANTA CLARA	12/3/16	5		0-0	.000	0-0	.000	2-2	1.000	0	1	1	1.0	1	0	1	0	0	2	2.3
at Montana	12/7/16	3		0-0	.000	0-0	.000	0-0	.000	0	0	0	0.8	1	0	0	0	0	0	1.8
LIFE PACIFIC COLLEGE	12/10/16	5		0-0	.000	0-0	.000	0-1	.000	0	0	0	0.7	2	0	1	0	0	0	1.5
Totals		0	22	3-3	1.000	0-0	.000	3-9	.333	1	3	4	0.7	5	1	3	1	0	9	1.5

Games played: 6
 Minutes/game: 3.7
 Points/game: 1.5
 FG Pct: 100.0
 FT Pct: 33.3

Rebounds/game: 0.7
 Assists/game: 0.2
 Turnovers/game: 0.5
 Assist/turnover ratio: 0.3
 Blocks/game: 0.2

SEASON STATISTICS

SEASON	G-S	MIN	FG-FGA	Pct.	3FG-FGA	Pct.	FT-FTA	Pct.	REB	Avg.	A	TO	BLK	S	Pts.	Avg.
2016-17	6-0	22	3-3	1.000	0-0	.000	3-9	.333	1-3-4	0.7	1	3	1	0	9	1.5



2016-17 San Jose State Men's Basketball
San Jose State Combined Team Statistics (as of Dec 10, 2016)
All games



RECORD:	OVERALL	HOME	AWAY	NEUTRAL
ALL GAMES	5-4	3-2	2-2	0-0
CONFERENCE	0-0	0-0	0-0	0-0
NON-CONFERENCE	5-4	3-2	2-2	0-0

##	Player	gp-gs	min	avg	Total		3-Point		F-Throw		Rebounds				pf	dq	a	to	blk	stl	pts	avg
					fg-fga	fg%	3fg-fga	3fg%	ft-fa	ft%	off	def	tot	avg								
15	CLARKE, Brandon	9-9	249	27.7	54-100	.540	0-2	.000	16-28	.571	27	38	65	7.2	23	1	14	13	17	11	124	13.8
32	WELAGE, Ryan	9-8	232	25.8	42-97	.433	15-40	.375	17-21	.810	14	35	49	5.4	11	0	7	13	1	8	116	12.9
25	HILLSMAN, Jaycee	9-5	182	20.2	24-43	.558	2-10	.200	32-36	.889	18	19	37	4.1	10	0	9	13	3	3	82	9.1
21	JAMES, Jalen	9-1	209	23.2	25-62	.403	13-30	.433	10-12	.833	4	29	33	3.7	13	0	22	7	0	8	73	8.1
02	WILLIAMS, JR. GARY	7-4	105	15.0	16-41	.390	4-10	.400	7-10	.700	9	12	21	3.0	5	0	7	8	1	1	43	6.1
00	BROWN, Terrell	8-0	122	15.3	14-33	.424	5-14	.357	15-20	.750	7	6	13	1.6	13	0	8	13	1	6	48	6.0
10	NICHOLS, Isaiah	9-7	178	19.8	20-49	.408	5-15	.333	4-15	.267	3	25	28	3.1	21	0	27	20	0	9	49	5.4
20	THORNTON, Isaac	9-9	177	19.7	12-31	.387	4-14	.286	18-23	.783	3	13	16	1.8	20	0	20	8	4	16	46	5.1
11	BOYCE, E.J.	8-1	96	12.0	10-28	.357	10-26	.385	2-3	.667	0	6	6	0.8	3	0	5	3	0	3	32	4.0
33	SCHWARTZ, Cody	9-0	98	10.9	10-31	.323	9-27	.333	2-2	1.000	4	10	14	1.6	12	0	4	4	2	0	31	3.4
04	MITCHELL, Brandon	8-0	88	11.0	10-18	.556	1-4	.250	4-6	.667	7	25	32	4.0	16	0	2	8	2	4	25	3.1
41	CHASTAIN, Ashtin	6-0	22	3.7	3-3	1.000	0-0	.000	3-9	.333	1	3	4	0.7	5	0	1	3	1	0	9	1.5
24	SINGER, Ryan	6-1	42	7.0	1-8	.125	0-0	.000	0-3	.000	2	6	8	1.3	11	0	2	4	0	0	2	0.3
Team											12	4	16					1				
Total.....		9	1800		241-544	.443	68-192	.354	130-188	.691	111	231	342	38.0	163	1	128	118	32	69	680	75.6
Opponents.....		9	1800		215-494	.435	61-180	.339	129-168	.768	66	227	293	32.6	183	-	115	141	26	55	620	68.9

TEAM STATISTICS	SJ	OPP
SCORING	680	620
Points per game	75.6	68.9
Scoring margin	+6.7	-
FIELD GOALS-ATT	241-544	215-494
Field goal pct	.443	.435
3 POINT FG-ATT	68-192	61-180
3-point FG pct	.354	.339
3-pt FG made per game	7.6	6.8
FREE THROWS-ATT	130-188	129-168
Free throw pct	.691	.768
F-Throws made per game	14.4	14.3
REBOUNDS	342	293
Rebounds per game	38.0	32.6
Rebounding margin	+5.4	-
ASSISTS	128	115
Assists per game	14.2	12.8
TURNOVERS	118	141
Turnovers per game	13.1	15.7
Turnover margin	+2.6	-
Assist/turnover ratio	1.1	0.8
STEALS	69	55
Steals per game	7.7	6.1
BLOCKS	32	26
Blocks per game	3.6	2.9
ATTENDANCE	8145	9193
Home games-Avg/Game	5-1629	4-2298
Neutral site-Avg/Game	-	0-0

Date	Opponent		Score	Att.
11/12/16	WEST COAST BAPTIST	W	109-70	1481
11/15/16	PORTLAND	L	66-79	1623
11/17/16	DENVER	L	69-74	1481
11/22/16	at Saint Mary's (CA)	L	64-81	3178
11/27/16	at Washington State	W	88-76	2317
11/29/16	at Idaho	W	58-49	674
12/3/16	SANTA CLARA	W	55-40	2237
12/7/16	at Montana	L	62-81	3024
12/10/16	LIFE PACIFIC COLLEGE	W	109-70	1323

* - Conference game

Score by Periods	1st	2nd	Totals
San Jose State	364	316	680
Opponents	314	306	620



2016-17 San Jose State Men's Basketball
San Jose State Points-Rebounds-Assists (as of Dec 13, 2016)
All games



Opponent	Date	Score		00 BROWN,TERR	02 WILLIAMS,J	04 MITCHELL,B	10 NICHOLS,IS	11 BOYCE,EJ	15 CLARKE,BRA	20 THORNTON,I
WEST COAST BAPTIST	11/12/16	109-70	w	14-3-0	DNP	5-7-2	10-2-2	20-3-2	10-4-3	4-2-3
PORTLAND	11/15/16	66-79	L	7-1-0	2-1-0	DNP	0-4-10	3-1-0	28-10-2	4-4-0
DENVER	11/17/16	69-74	L	6-2-2	2-1-2	2-1-0	7-2-1	0-0-1	13-10-2	5-0-3
at Saint Mary's (CA)	11/22/16	64-81	L	DNP	DNP	0-0-0	4-3-1	3-1-1	14-4-2	2-0-0
at Washington State	11/27/16	88-76	w	5-1-0	12-7-1	2-6-0	2-3-4	0-0-1	12-11-0	12-2-1
at Idaho	11/29/16	58-49	w	3-1-0	4-0-0	6-5-0	2-6-1	0-1-0	9-7-0	0-4-3
SANTA CLARA	12/3/16	55-40	w	1-1-1	3-2-0	5-5-0	12-4-2	DNP	9-5-0	6-3-4
at Montana	12/7/16	62-81	L	2-1-3	9-6-0	1-2-0	5-2-0	0-0-0	11-5-2	7-1-1
LIFE PACIFIC COLLEGE	12/10/16	109-70	w	10-3-2	11-4-4	4-6-0	7-2-6	6-0-0	18-9-3	6-0-5

Opponent	Date	Score		21 JAMES,JALE	24 SINGER,RYA	25 HILLSMAN,J	32 WELAGE,RYA	33 SCHWARTZ,C	41 CHASTAIN,A
WEST COAST BAPTIST	11/12/16	109-70	w	13-7-4	2-5-1	12-6-1	12-4-1	0-5-0	7-2-1
PORTLAND	11/15/16	66-79	L	6-3-2	0-0-0	1-2-2	9-4-2	6-4-1	DNP
DENVER	11/17/16	69-74	L	13-3-3	0-1-0	8-3-0	11-0-0	2-0-0	0-1-0
at Saint Mary's (CA)	11/22/16	64-81	L	8-3-2	0-0-0	16-6-0	17-6-0	0-0-2	DNP
at Washington State	11/27/16	88-76	w	9-4-4	DNP	14-4-0	20-11-0	0-0-0	0-0-0
at Idaho	11/29/16	58-49	w	8-5-2	DNP	11-3-1	15-7-0	0-0-0	DNP
SANTA CLARA	12/3/16	55-40	w	3-1-1	DNP	2-2-0	12-5-2	0-3-0	2-1-0
at Montana	12/7/16	62-81	L	8-3-1	0-0-0	7-1-2	6-6-0	6-1-0	0-0-0
LIFE PACIFIC COLLEGE	12/10/16	109-70	w	5-4-3	0-2-1	11-10-3	14-6-2	17-1-1	0-0-0



2016-17 San Jose State Men's Basketball
San Jose State Team Game-by-Game (as of Dec 13, 2016)
All games



TEAM STATISTICS

Opponent	Date	Score		Total		3-Pointers		Free throws		Rebounds				pf	a	t/o	blk	stl	pts	avg
				fg-fga	pct	3fg-fga	pct	ft-fga	pct	off	def	tot	avg							
WEST COAST BAPTIST	11/12/16	109-70	W	36-64	.563	12-29	.414	25-36	.694	16	34	50	50.0	23	20	17	1	13	109	109.0
PORTLAND	11/15/16	66-79	L	25-69	.362	9-24	.375	7-12	.583	14	25	39	44.5	15	19	16	7	4	66	87.5
DENVER	11/17/16	69-74	L	25-62	.403	7-20	.350	12-16	.750	9	17	26	38.3	19	14	13	2	10	69	81.3
at Saint Mary's (CA)	11/22/16	64-81	L	24-55	.436	5-16	.313	11-12	.917	8	18	26	35.2	16	8	10	1	4	64	77.0
at Washington State	11/27/16	88-76	W	30-65	.462	8-25	.320	20-31	.645	15	35	50	38.2	23	11	8	5	6	88	79.2
at Idaho	11/29/16	58-49	W	20-64	.313	4-24	.167	14-15	.933	13	28	41	38.7	13	7	9	6	8	58	75.7
SANTA CLARA	12/3/16	55-40	W	19-41	.463	3-10	.300	14-22	.636	7	26	33	37.9	20	10	15	5	6	55	72.7
at Montana	12/7/16	62-81	L	23-53	.434	7-19	.368	9-20	.450	10	19	29	36.8	19	9	19	3	9	62	71.4
LIFE PACIFIC COLLEGE	12/10/16	109-70	W	39-71	.549	13-25	.520	18-24	.750	19	29	48	38.0	15	30	11	2	9	109	75.6
San Jose State		680		241-544	.443	68-192	.354	130-188	.691	111	231	342	38.0	163	128	118	32	69	680	75.6
Opponents		620		215-494	.435	61-180	.339	129-168	.768	66	227	293	32.6	183	115	141	26	55	620	68.9

Games played: 9
Points/game: 75.6
FG Pct: 44.3
3FG Pct: 35.4
FT Pct: 69.1

Rebounds/game: 38.0
Assists/game: 14.2
Turnovers/game: 13.1
Assist/turnover ratio: 1.1
Steals/game: 7.7
Blocks/game: 3.6



2016-17 San Jose State Men's Basketball
San Jose State Opponent Game-by-Game (as of Dec 13, 2016)
All games



OPPONENT STATISTICS

Opponent	Date	Score		Total		3-Pointers		Free throws		Rebounds				pf	a	t/o	blk	stl	pts	avg
				fg-fga	pct	3fg-fga	pct	ft-fga	pct	off	def	tot	avg							
WEST COAST BAPTIST	11/12/16	109-70	W	23-60	.383	8-28	.286	16-24	.667	8	17	25	25.0	30	13	20	0	6	70	70.0
PORTLAND	11/15/16	66-79	L	30-60	.500	7-18	.389	12-13	.923	5	33	38	31.5	13	15	16	6	8	79	74.5
DENVER	11/17/16	69-74	L	28-50	.560	4-14	.286	14-19	.737	5	31	36	33.0	21	18	21	2	6	74	74.3
at Saint Mary's (CA)	11/22/16	64-81	L	30-54	.556	9-26	.346	12-14	.857	7	24	31	32.5	16	16	8	7	6	81	76.0
at Washington State	11/27/16	88-76	W	23-63	.365	8-19	.421	22-30	.733	11	28	39	33.8	24	13	10	3	2	76	76.0
at Idaho	11/29/16	58-49	W	18-53	.340	3-14	.214	10-13	.769	9	30	39	34.7	16	4	17	4	3	49	71.5
SANTA CLARA	12/3/16	55-40	W	13-46	.283	4-16	.250	10-18	.556	10	20	30	34.0	20	6	16	0	5	40	67.0
at Montana	12/7/16	62-81	L	28-54	.519	5-17	.294	20-23	.870	9	28	37	34.4	22	14	17	4	13	81	68.8
LIFE PACIFIC COLLEGE	12/10/16	109-70	W	22-54	.407	13-28	.464	13-14	.929	2	16	18	32.6	21	16	16	0	6	70	68.9
Opponents		620		215-494	.435	61-180	.339	129-168	.768	66	227	293	32.6	183	115	141	26	55	620	68.9
San Jose State		680		241-544	.443	68-192	.354	130-188	.691	111	231	342	38.0	163	128	118	32	69	680	75.6

Games played: 9
Points/game: 68.9
FG Pct: 43.5
3FG Pct: 33.9
FT Pct: 76.8

Rebounds/game: 32.6
Assists/game: 12.8
Turnovers/game: 15.7
Assist/turnover ratio: 0.8
Steals/game: 6.1
Blocks/game: 2.9



2016-17 San Jose State Men's Basketball
San Jose State Game-by-Game Highs (as of Dec 13, 2016)
All games



Opponent	Date	Score	Points	Rebounds	Assists	Steals	Blocked shots
WEST COAST BAPTIST	11/12/16	109-70	20-BOYCE, E.J.	7-MITCHELL, Brando JAMES, Jalen	4-JAMES, Jalen	3-BOYCE, E.J.	1-CLARKE, Brandon
PORTLAND	11/15/16	66-79	28-CLARKE, Brandon	10-CLARKE, Brandon	10-NICHOLS, Isaiah	1-CLARKE, Brandon WELAGE, Ryan THORNTON, Isaac JAMES, Jalen	5-CLARKE, Brandon
DENVER	11/17/16	69-74	13-CLARKE, Brandon JAMES, Jalen	10-CLARKE, Brandon	3-THORNTON, Isaac JAMES, Jalen	4-THORNTON, Isaac	1-HILLSMAN, Jaycee THORNTON, Isaac
at Saint Mary's (CA)	11/22/16	64-81	17-WELAGE, Ryan	6-HILLSMAN, Jaycee WELAGE, Ryan	2-SCHWARTZ, Cody JAMES, Jalen CLARKE, Brandon	3-CLARKE, Brandon	1-HILLSMAN, Jaycee
at Washington State	11/27/16	88-76	20-WELAGE, Ryan	11-CLARKE, Brandon WELAGE, Ryan	4-JAMES, Jalen NICHOLS, Isaiah	2-WELAGE, Ryan THORNTON, Isaac	2-MITCHELL, Brando
at Idaho	11/29/16	58-49	15-WELAGE, Ryan	7-WELAGE, Ryan CLARKE, Brandon	3-THORNTON, Isaac	3-NICHOLS, Isaiah	6-CLARKE, Brandon
SANTA CLARA	12/3/16	55-40	12-WELAGE, Ryan NICHOLS, Isaiah	5-CLARKE, Brandon WELAGE, Ryan MITCHELL, Brando	4-THORNTON, Isaac	3-THORNTON, Isaac	1-WELAGE, Ryan WILLIAMS, JR. GA THORNTON, Isaac SCHWARTZ, Cody CLARKE, Brandon
at Montana	12/7/16	62-81	11-CLARKE, Brandon	6-WELAGE, Ryan WILLIAMS, JR. GA	3-BROWN, Terrell	4-JAMES, Jalen	2-CLARKE, Brandon
LIFE PACIFIC COLLEGE	12/10/16	109-70	18-CLARKE, Brandon	10-HILLSMAN, Jayce	6-NICHOLS, Isaiah	2-WELAGE, Ryan NICHOLS, Isaiah MITCHELL, Brando BROWN, Terrell	1-BROWN, Terrell CLARKE, Brandon