



SAN JOSÉ STATE BASEBALL

2017 GAME NOTES

Baseball SID: Dean Obara – Media Relations Management Intern | 408-924-1211 (Office) • 408-835-0120 (Cell) | dean.obara@sjsu.edu

2017 Schedule/Results

February		
18	at UCLA	L, 3-2
19	at UCLA	L, 10-1
20	at UCLA	Cancelled
23	BYU#	W, 3-2
24	Northern Colorado #	L, 1-0
25	Northern Colorado (GM1)!	W, 5-4
25	BYU (GM2)!	W, 4-2
27	Michigan %	L, 6-2
March		
3	UNLV *	W, 6-5
4	UNLV *	L, 7-1
5	UNLV *	W, 9-5
7	Pacific	W, 9-2
10	at New Mexico *	L, 11-1
11	at New Mexico *	L, 16-8
12	at New Mexico *	L, 8-3
14	at #7-Cal State Fullerton	L, 6-1
17	Nevada *	W, 6-5
18	Nevada *	W, 7-6
19	Nevada *	W, 6-5
21	at Pacific	L, 12-10
23	at Hawai'i	L, 6-2
24	at Hawai'i	L, 8-7
25	at Hawai'i	L, 5-4
26	at Hawai'i	L, 14-1
29	Santa Clara	W, 4-2
31	at San Diego State *	L, 5-4
April		
1	at San Diego State *	L, 7-3
2	at San Diego State *	L, 5-1
4	at Santa Clara	6:00 p.m. PT
7	New Mexico *	7:00 p.m. PT
8	New Mexico *	4:00 p.m. PT
9	New Mexico *	1:00 p.m. PT
11	Stanford	7:00 p.m. PT
13	at Nevada *	6:00 p.m. PT
14	at Nevada *	6:00 p.m. PT
15	at Nevada *	1:00 p.m. PT
18	at Saint Mary's	3:00 p.m. PT
21	Air Force *	7:00 p.m. PT
22	Air Force *	4:00 p.m. PT
23	Air Force *	1:00 p.m. PT
25	Saint Mary's	7:00 p.m. PT
28	at Fresno State *	6:05 p.m. PT
29	at Fresno State *	6:05 p.m. PT
30	at Fresno State *	1:05 p.m. PT
May		
2	at Stanford	5:30 p.m. PT
5	San Diego State *	7:00 p.m. PT
6	San Diego State *	4:00 p.m. PT
7	San Diego State *	1:00 p.m. PT
9	at Grand Canyon	7:00 p.m. PT
10	at Grand Canyon	2:00 p.m. PT
12	at San Francisco	3:00 p.m. PT
13	at San Francisco	1:00 p.m. PT
14	San Francisco	7:00 p.m. PT
15	San Francisco	7:00 p.m. PT
18	at UNLV *	6:05 p.m. PT
19	at UNLV *	6:05 p.m. PT
20	at UNLV *	2:05 p.m. PT

MOUNTAIN WEST CHAMPIONSHIP

24-28 Host site of regular-season champion TBA

- Played at Billy Hebert Stadium, Stockton, Calif.

! - Played at San Joaquin Delta College, Stockton, Calif.

% - Played at Banner Island Ballpark, Stockton, Calif.

BOLD denotes home game | * - MW Game



San José State Spartans

Record: 10-17 **Home:** 10-3
MW: 5-4 **Away:** 0-14
Top-25: 0-1 **Neutral:** 0-0

UPCOMING OPPONENT

Santa Clara Broncos (6-21)



Game 28

Tuesday, April 4

6:00 p.m. PT

Stephen Schott Stadium (1,500) • Santa Clara, Calif.

BROADCAST INFORMATION

LIVE STREAM / TV

<http://bit.ly/2g9nAvN>

GAME TRACKER

<http://bit.ly/2g9nAvN>

RADIO

None



SOCIAL MEDIA

Keep up with all things Spartan Baseball by following along on social media. Be sure to 'follow' the baseball specific accounts on Twitter, Instagram and Facebook for game previews, in-game updates, recaps and other original content.



@SJSUBaseball



/SJSUSpartansBaseball

#OMAHA KNOWS

"Omaha Knows" is the SJSU baseball program motto.

What matters is what you do when nobody is watching. But Omaha, Nebraska, home of the College World Series, is always watching. Omaha knows how you went about your business.

Spartan fans will see the hashtag #OmahaKnows attached to social media posts throughout the baseball season.





TUESDAY SPARTAN BASEBALL



The Spartans play their ninth road game in the last 10 games, and their 13th in the last 17 games, when they take on the Santa Clara Broncos of the West Coast Conference for a Tuesday mid-week game. Tuesday's game is the backend of the home-and-home series. The Spartans beat the Broncos back on March 29 at Municipal Stadium, 4-2. San José State will send lefty Graham Gomez on the hill.

PROBABLE STARTING PITCHERS

Tuesday

LHP Graham Gomez (0-1, 6.75 ERA)

vs.

RHP Grant Nechak (1-4, 5.52 ERA)

PROBABLE STARTING LINEUP

Pos.	Name	Yr.
C	Joseph Stefanki	Sr.
1B	Shane Timmons	Jr.
2B	Kyle Morrison	Jr.
3B	David Campbell	Jr.
SS	Aaron Pleschner	So.
LF	Corey Olivet	Jr.
CF	Kellen Strahm	Fr.
RF	Chris Williams	Jr.
DH	Josh Nashed	Jr.

2017 MW STANDINGS

(As of April 3, 2017)

	MW Games			Overall		
	W	L	Pct.	W	L	Pct.
New Mexico	11	1	.917	18	10	.643
San Diego State	9	3	.750	19	9	.679
Fresno State	6	6	.500	15	11	.556
San José State	5	7	.417	10	17	.370
UNLV	5	7	.417	10	20	.333
Nevada	4	8	.333	8	21	.276
Air Force	2	10	.167	12	15	.444

SANTA CLARA BRONCOS

Overview: Coming off a 23-29 (10-17 West Coast Conference, 9th) season in 2016, Santa Clara returns 18 letterwinners and welcomes 15 newcomers. Head coach Dan O'Brien is in his sixth year at the helm and leads the Broncos squad who are 6-21 this season. The Broncos are 5-14 at home this season.

Santa Clara is coming off a weekend series against Portland where they went 1-2.

Offense: Overall, the Broncos are hitting .241 as a team with 215 hits in 891 at-bats through 27 games. Two hitters are batting .300 or better with Jake Brodt leading the way with a .346 average. John Cresto leads the team with four homeruns and Nnebe leads the team in RBIs with 15. The team has stolen 11 bases while the opponents have stolen 30.

Pitching: The Broncos have a team ERA of 5.78 ERA in 235.0 innings with 215 strikeouts against 136 walks. Jacob Steffens leads the staff with two wins. Brandon Buckley has the team's lone save.

Defense: Santa Clara has committed 45 errors on the season compared to 29 for the opposition in 27 games.

SERIES HISTORY

SJSU trails the all-time series 131-88. Last Wednesday (3/29), the Spartans defeated the Broncos, 4-2. Four Spartan pitchers combined to strike out nine Broncos without issuing a walk, while allowing nine hits and two runs.

Last season, the Broncos won both games against the Spartans. The last time the SJSU beat Santa Clara at home was in 2012 in a 13-12 slugfest.

THE LAST TIME

Date	Opponent	Result
2/23/16	Santa Clara	L, 7-4
3/30/16	at Santa Clara	L, 8-5
3/29/17	Santa Clara	W, 4-2

ALL-TIME SERIES

Santa Clara leads 131-88

WHAT'S ON DECK



vs.



vs. New Mexico Lobos

Game 29	Friday, April 7	7:00 p.m. PT
Game 30	Saturday, April 8	4:00 p.m. PT
Game 31	Sunday, April 9	1:00 p.m. PT

Municipal Stadium (5,200) • San Jose, Calif.



SCHEDULE TIDBIDS

The Spartans have played without any weather interruptions since the home game against Pacific on March 7 after the first three weekneds were impacted by it.

The Spartans played their home opener at Municipal Stadium from March 3 - 5 after the first five home games were moved to Stockton due to the relentless rain the area experienced.

SJSU still could not escape the elements, having to move up one of the games by two hours due to the weather forecast. And on another, the first pitch was delayed by over an hour due to rain and once the game got started, it encountered another delay due to hail/rain. The second delay lasted a little less than an hour.

SJSU, BYU and Northern Colorado played round robin format games from Feb. 23 to Feb. 25 with each team playing four games over two venues in Stockton, Calif. (70 miles from campus) at Billy Hebert Stadium and at San Joaquin Delta College.

The game against Michigan on Feb.27 was played at a third venue in Stockton, at the Banner Island Ballpark. Michigan won, 6-2.

This after Spartans' season opening series against UCLA was cut short by a game due to rain.

PITCHING & HITTING TIDBIDS

BUSY BULLPEN

- SJSU bullpen has been busy at work. The Spartans have used atleast three pitchers in each game this season. Atleast five pitchers have pitched in a game in 17 of the 27 games.
- Spartans average using 5.6 pitchers per game (152 pitchers in 27 games) with a high of 11 pitchers vs Pacific on March 7 and a low of three pitchers (vs UCLA on Feb 18, vs UNLV on March 3 and vs San Diego State on March 31)
- Zach Wallace (8.1 IP), Jakob Gonzalez (7.0 IP) and Eric Anderson (4.2 IP) have not allowed an earned run this season.

STREAKS

- Freshman Kellen Strahm's 16-game hit streak was broken against Hawaii.
- Shane Timmons has reached base in 15 consecutive games, including a six-game hitting streak.

AMONGST LEAGUE LEADERS

- Aaron Pleschner and Strahm are leading the team in hitting with .320 batting averages. The .320 BA is good for 19th in the Mountain West conference.
- Joseph Stefanki is 10th in the conference in OBP with .433.
- Timmons is fourth in conference in hit by pitch with six.
- Strahm leads the conference in stolen bases with nine.
- Jake Swiech is 13th in the conference in ERA at 5.33.
- Zach Tanner and Zach Wallace are tied for seventh in conference with 14 appearances.
- Matt Brown is tied with 10 other pitchers for the most games started with seven.
- SJSU has three walk-off wins this season. Timmons and junior OF Kyle Blakeman each have walk-off hits. The third walk-off win came on a wild pitch.

SPARTAN TIDBIDS

SERIES WINS

- The series sweep of Nevada on 4/13 - 4/15/17 was its first since 2012 when it swept Fresno State when both were in the WAC.
- SJSU has won two series this season (two out of three against UNLV, 3/3-3/5) and Nevada (sweep, 3/17-19). It is the first time since joining the Mountain West conference for the 2014 baseball season that the Spartans have won two conference series in a season.

PLAYING TIME

- Twelve players have made their Spartan debuts in 2017: Joseph Balfour, Kyle Blakeman, Jackson Cunningham, Anders Davidson, Jaiden France, Jakob Gonzalez, Maurice Hayden, Cameron Keup, Johnny Mendoza, Jeremy Polon, Kellen Strahm and Josh Zanger.
- In all, 33 players have seen playing time on the field.

STARTERS

- The Spartans have started four different catchers with Joseph Stefanki getting the nod 14 times, Jack Veasey nine, Cal Koga three and Johnny Mendoza once.
- Two Spartans have started each of the 27 games: Shane Timmons (25 at 1B and 2 at DH) and Aaron Pleschner (all at SS).
- Nine different pitchers have started on the mound. Matt Brown leads with seven, followed by Josh Nashed and Graham Gomez with five, Jake Swiech with four, Cameron Keup with two and Joseph Balfour, Jeremy Polon, Zach Wallace and Josh Zanger with one each.
- Kyle Morrison is the only player to have started in three different positions on the field (at second, third and left field).
- Three players - Joseph Stefanki, Justin Beck and Michael Breen - have started in two different positions on the field as well as DH-ing. Stefanki has started at catcher and leftfield, Beck at second and third, and Breen at second and third also.

ONE-RUN GAMES

- SJSU has played in 11 one-run games, going 6-5 in them. The Spartans have dropped the last three, but had won five in a row prior to it.

GAME TIMES

- Twelve of the 27 Spartan games this season have gone three hours 21 minutes or longer. Two have gone longer than four hours, topped by a four hour 33 minute, 12 inning marathon versus Nevada on March 17.
- The shortest game was a two hour 14 minute contest versus Northern Colorado on Feb 24 that the Bears won, 1-0.

AWAY BUT HOME

- Per NCAA guidelines, the five Spartan home games that were played in Stockton, Calif., 70 miles from campus, is still considered home games.
- In 13 'home' games, the Spartans have played in four different ballparks going 10-3: San Jose Municipal Stadium (7-1 record), Billy Hebert Stadium in Stockton (1-1), San Joaquin Delta College in Stockton (2-0) and Banner Island Ballpark (0-1).
- SJSU is 7-1 at the Muni and 3-16 playing away from the Muni.
- Officially, SJSU is 0-14 in away games.



THE HAWKINS FILE

Jason Hawkins **Head Coach** **1st Season**

Western Oregon State College, '95



Jason Hawkins, who played an integral part of two baseball programs playing in the NCAA tournament the last four years, was appointed the head coach of San José State baseball on July 2016.

Hawkins brings five years of head assistant coach experience at the Division I level, including stints at the University of Utah and University of Santa Barbara.

The Albany, Ore., native comes to San José State after the University of Utah won the 2016 Pac-12 Conference regular season championship, the school's first baseball title in the Pac-12 and first in any conference since 1997. The Utes concluded 2016 with their first NCAA Division I Baseball Tournament appearance in seven years.

Hawkins joined the Utes in 2015 as the associate head coach. Utah became the first team in Pac-12 baseball history to go from last place to conference regular season champion in back-to-back years since the league instituted the single round-robin format in 1999.

His responsibilities at Utah included management on all sides of offensive development, game planning and strategy, helping the Utes lead the Pac-12 in runs scored and RBI in 2016. They were second in the league in batting average and on-base percentage and third in slugging.

Hawkins coordinated the recruiting in California and in the Pacific Northwest, helping the Utes land its highest ranked class in history in 2016.

Hawkins was instrumental in UC Santa Barbara's recent baseball turnaround as the head assistant coach with the Gauchos during the 2012 through 2014 seasons. In 2013, the UC Santa Barbara program earned its first berth in the NCAA Tournament in 12 years ending the school's longest period between post-season play.

The new San José State head coach implemented and managed a highly aggressive offense in the Big West Conference. The Gauchos led the conference in stolen bases in each of his three seasons. They were second in the Big West in batting average, on-base percentage, slugging percentage, runs and RBIs in 2014.

In the last five seasons at UC Santa Barbara and Utah, 24 players he coached or recruited (22 at UC Santa Barbara and two pitchers at Utah) were selected in the annual Major League Baseball First-Year Draft. Players he coached at the two schools also earned 24 post-season all-conference honors in the Big West or the Pac-12.

The 1995 Western Oregon State College graduate majored in English and history. He earned a master's degree in teaching from Pacific University in Oregon in 1998.

Hawkins began his coaching career at Springfield (Ore.) High School in 1995. He also coached at North Eugene High in Eugene, Ore., and at Desert Hot Springs (Calif.) High.

His first college coaching position was at the University of Redlands in 2005. The Bulldogs won 104 games and the 2006 Southern California Intercollegiate Athletic Conference (SCIAC) in his four seasons. Hawkins was the head coach at Occidental College in Southern California during the 2009 through 2011 seasons. His Tigers' teams had three sixth-place SCIAC conference finishes – compared to two sevenths and three last-place finishes the previous five seasons.

He and his wife, Angela, have two sons, Will and Cal, named after Major League Baseball stars Will Clark and Cal Ripken, Jr.





DEAN STILES

Dean Stiles ***Assistant Coach*** ***1st Season*** ***Oregon, '82***



Dean Stiles joined the San José State University baseball program in July 2016 as an assistant coach.

Stiles spent the 2016 season as the pitching coach for Florida International University (FIU), helping pitcher Williams Durruthy get drafted in the 31st round by the Arizona Diamondbacks.

Prior to FIU, Stiles spent the 2012 to 2015 baseball seasons as the Oregon baseball program's volunteer assistant coach in charge of pitching, in his second stint with the Ducks. Stiles was instrumental in the development of one of the top pitching staffs in the nation, helping lead the team to four straight NCAA Tournament appearances. In Stiles' first two seasons in 2012 and 2013 working with the Ducks' pitchers, Oregon finished in the top 15 in the country with consecutive sub-3.00 ERAs.

Stiles' first stint with the Ducks program spanned from 2009 to 2011 as an administrative assistant and bullpen coach.

While at Oregon, Stiles coached Pac-12 Pitcher of the Year and Golden Spikes finalist Alex Keudell (2012), three All-America selections (Keudell - 2012 and Jimmie Sherfy - 2012 and 2013) and seven first-team all-conference selections (Keudell - 2012, , Sherfy - 2012 and 2013, Tommy Thorpe - 2013 and 2014, Jake Reed - 2014 and Garrett Cleavinger - 2015).

Since 2009, 28 pitchers that Stiles coached have been drafted by Major League Baseball teams including 14 in the top 10 rounds including first-rounder Tyler Anderson (Colorado Rockies) who is currently on the MLB roster.

Following the 2015 season, Stiles served as the bullpen coach for the Eugene Emeralds, a Class-A (short season) affiliate for the Chicago Cubs.

Between his stints at Oregon, Stiles spent one season as the head coach at Lane Community College in Eugene. The Titans finished the year with a 26-20 record and advanced to the quarterfinals of the Northwest Athletic Association of Community Colleges Tournament.

Stiles played infield at San Joaquin Delta College in Stockton, Calif., before transferring to Oregon and finishing his career with the Ducks. He graduated with a degree in journalism in 1982, and in 1986 completed his secondary teaching credential at the University of Oregon College of Education. In 1988, Stiles completed his Oregon secondary education teaching license at Lewis and Clark College.

Stiles has two sons, Taylor and Cooper, and a daughter Chloe.

DAMON LESSLER

Damon Lessler ***Assistant Coach*** ***1st Season*** ***Mississippi Valley State, '06***



Damon Lessler joined the San José State University baseball program in July 2016 as an assistant coach.

Lessler comes to San José State from Cal Poly where he served as an assistant coach for the Mustangs program during the 2016 season.

Prior to coaching at Cal Poly, Lessler was an assistant coach at the University of Southern Mississippi in Conference USA.

At both stints, Lessler assisted with all areas of the game, including hitting, defense and base running as well as preparing scouting reports.

Prior to his time at Southern Miss, Lessler spent two and a half years serving as an assistant coach and recruiting coordinator at Chico State, focusing his on-field coaching duties toward Wildcat infielders, hitters, and base runners for Head Coach Dave Taylor's program.

The 2014 season saw Chico State post a 43-15 record and earn a trip to the NCAA Division II College World Series in Cary, NC. Chico State ranked first in Division II in overall fielding percentage at .977 in 2014.

Lessler's first season at Chico State saw the Wildcats compile a 37-18 record in 2013 and reach the NCAA Division II West Region finals.

In 2012, Lessler spent a year as an assistant coach at Oakland (Mich.) University serving as the Golden Grizzlies' catching coach under head coach John Musachio. He coached MLB draft picks Jake Morton (Cleveland Indians), Hayden Fox (Miami Marlins) and Jake Paulson (Cincinnati Reds).

Lessler also served as the Associate Head Coach for the Bellingham Bells of the summer collegiate West Coast League in 2012.

As a player, Lessler was a shortstop at Castro Valley High School before going on to play collegiately at Mesa (Ariz.) Community College, Sonoma State and Mississippi Valley State. He played several years of professional baseball, including stints with the Sioux Falls Canaries, Fargo-Moorhead Redhawks and the Winnipeg Goldeyes of the American Association and the Frontier League's Traverse City Beach Bums. Lessler also played abroad in Germany, Sweden and Australia as an imported American professional player before embarking on his coaching career in the fall of 2011.

Lessler received his bachelor's degree in mass communications from Mississippi Valley State in 2006, earning valedictorian honors at the university, before obtaining a master's degree in sports administration from the University of Southern Mississippi in 2007.



ANTHONY CLAGGETT

Anthony Claggett
Volunteer Assistant Coach
1st Season
University of Phoenix, '15



Former major league pitcher, Anthony Claggett, begins his first year as a volunteer assistant coach for the San José State University baseball program. Claggett will help Spartans pitching coach Dean Stiles with pitching development and coach first base.

An 11th round draft pick in 2005 by the Detroit Tigers, Claggett made his major league debut in 2009. His 11-year professional playing career includes seven minor league seasons where he won 35 and saved 39 games.

In 2006, MiLB.com named him Minor League Class A Relief Pitcher of the Year. Pitching for the West Michigan Whitecaps, the right-hander posted an ERA of 0.91 over 59 1/3 innings and finished with a record of 7-2 and 14 saves.

Claggett comes to San José State from Riverside Community College. He was the pitching coach and assistant recruiting coordinator in 2016.

Prior to coaching at Riverside Community College, Claggett was the pitching coach for the New Jersey Jackals of the Canadian-American Association of Professional Baseball league in 2015. The Jackals had the best staff ERA in the Can-Am League and reached the championship round.

Claggett started his coaching career in 2014 at the College of the Desert serving as the pitching coach and recruiting.

Claggett received his bachelor's degree in business management from the University of Phoenix in 2015.

He began his college career at UC Riverside and played three seasons for the Highlanders as a middle infielder and relief pitcher. Claggett was the team's closer and was credited with four of the team's six saves in 2005.

ERIC DEOVLET

Eric Deovlet
Director of Operations
1st Season
San Diego State, '99



Eric Deovlet was named the Director of Operations for the San José State University baseball program in September 2016.

Deovlet comes to San José State from Chapman University where he served as an assistant coach for the Panthers from 2011 to 2016. Deovlet served as the hitting instructor and coached at first and third base at Chapman. He also coached at Chapman from 2002 through 2004. He helped guide the offense to a .323 batting average and the 2003 NCAA Division III championship.

Between his stints at Chapman University, Deovlet was the associate head coach/recruiting coordinator at Lewis and Clark College from 2005 to 2010. He was promoted to interim head coach for the 2010 season.

At Lewis and Clark, he coordinated the recruitment of student-athletes with emphasis in the southern California region. He also directed and organized all daily operations including the management of assistant staff members, budget, scheduling and academic advising of student-athletes.

Deovlet also held assistant coaching responsibilities with the Yarmouth-Dennis Red Sox of the Cap Cod League in the summer of 2006. He mentored future Major League Baseball players Buster Posey, David Robertson, Michael Taylor and Josh Fields.

The 1999 San Diego State University graduate started his coaching career as a hitting instructor and defensive coordinator for outfielders at Villa Park High in Villa Park, California.

Deovlet received his bachelor's degree in social science from San Diego State in 1999, before obtaining a M.B.A. from the University of Phoenix in 2008.





ROSTER BREAKDOWN

TOP RETURNING POSITION PLAYERS (2016 STATISTICS)

Name	Cl.	Pos.	GP-GS.	AVG/OBP/SLG	HR	RBI	FLD%
Michael Breen	Sr.	INF	45-43	.299/.341/.474	0	14	.918
Joseph Stefanki	Sr.	C	53-49	.291/.365/.363	1	19	.997
David Campbell	Jr.	INF	32-32	.342/.406/.474	0	14	.955
Josh Nashed	Jr.	INF/P	41-41	.246/.340/.326	1	19	.961
Corey Olivet	Jr.	OF	36-19	.185/.275/.235	0	4	1.000
Shane Timmons	Jr.	INF	49-48	.328/.383/.452	4	26	.993
Aaron Pleschner	So.	INF	47-41	.264/.317/.294	0	26	.939
Hunter Tidwell	So.	OF	40-36	.254/.308/.303	1	7	.951

TOP RETURNING PITCHERS (2016 STATISTICS)

Name	Cl.	Pos.	APP-GS	ERA	W-L	SV	IP
Graham Gomez	Sr.	LHP	23-6	5.40	2-5	2	60.0
Zach Tanner	Sr.	RHP	15-0	6.17	0-2	0	23.1
Matt Brown	Jr.	RHP	19-11	5.18	2-7	2	73.0
Josh Goldberg	Jr.	RHP	20-0	7.29	4-1	2	33.1
Josh Nashed	Jr.	RHP	15-14	4.79	0-6	1	88.1
Jake Swiech	RS-Jr.	RHP	18-1	5.76	1-3	2	25.0
Hilario Tovar	Jr.	RHP	17-8	5.58	3-4	0	59.2
Zach Wallace	So.	LHP	20-0	6.48	3-3	0	33.1

KEY POSITION PLAYER LOSSES (2016 STATISTICS)

Name	Pos.	GP-GS.	AVG/OBP/SLG	HR	RBI	FLD%
Ozzy Braff	INF	55-54	.284/.357/.477	6	26	.973
Brendt Citta	C	50-46	.230/.272/.337	3	26	.980
Dillan Smith	OF	53-47	.281/.343/.331	0	11	.979

KEY PITCHING LOSSES (2016 STATISTICS)

Name	Pos.	APP-GS	ERA	W-L	SV	IP
Jonathan Hernandez	LHP	17-3	3.91	1-3	0	25.1
Logan Handzlik	RHP	16-11	8.29	1-3	0	42.1

NEWCOMERS

Name	Class	Pos.	2016 School
Kyle Blakeman	Jr.	OF	Sacramento City College (Sacramento, Calif.)
Kent Burckle	Jr.	INF	Saddleback College (Mission Viejo, Calif.)
Tevin Cadola	Jr.	RHP	Butte College (Oroville, Calif.)
Jackson Cunningham	Fr.	RHP	West Ranch HS (Santa Clarita, Calif.)
Anders Davidson	Fr.	UTL	Walla Wall HS (Walla Wall, Wash.)
Jaiden France	Jr.	RHP	Orange Coast CC (Costa Mesa, Calif.)
Jakob Gonzalez	Fr.	RHP	La Mirada HS (La Mirada, Calif.)
Maurice Hayden, Jr.	Fr.	OF	Cosumnes Oaks HS (Elk Grove, Calif.)
Cameron Keup	Jr.	RHP	Cosumnes River College (Sacramento, Calif.)
Johnny Mendoza	Fr.	C	Saint Francis HS (Mountain View, Calif.)
Jeremy Polon	Fr.	LHP	El Camino Real Charter HS (Woodland Hills, Calif.)
Kellen Strahm	Fr.	OF	Lane CC (Eugene, Ore.)
Chris Williams	Jr.	OF	San Joaquin Delta College (Stockton, Calif.)
Josh Zanger	Fr.	RHP	Palma HS (Gilroy, Calif.)

ROSTER BREAKDOWN

Position Starters Returning/Lost.....	6/3
Pitchers Returning/Lost	9/4
Letterwinners Returning/Lost.....	19/5
Newcomers (Freshmen/Transfers)	7/7

Letterwinners Returning/Lost: 18/5

Starting Position Players Returning/Lost: 6/3

Total Pitchers Returning/Lost: 9/4

Newcomers (Freshmen/Transfers): 7/7

Letterwinners Returning (18):

Brett Bautista (OF)#, Justin Beck (INF), Michael Breen (INF), Matt Brown (RHP), David Campbell (INF), Josh Goldberg (RHP), Graham Gomez (LHP), Kyle Morrison (INF), Josh Nashed (RHP/INF), Corey Olivet (OF), Aaron Pleschner (INF), Joe Stefanki (C), Jake Swiech (RHP), Zach Tanner (RHP), Hunter Tidwell (OF), Shane Timmons (INF), Hilario Tovar (RHP), Jack Veasey (C), Zach Wallace (LHP)

- Roster exemption (will miss the 2017 season)

Letterwinners Lost (5):

Ozzy Braff (INF), Brendt Citta (C), Logan Handzlik (RHP), Jonathan Hernandez (LHP), Dillan Smith (OF)

Other Returnees (3):

Eric Anderson (RHP), Joseph Balfour (RHP), Cal Koga (C)

New Spartans (13):

Kyle Blakeman (OF)!, Kent Burckle (INF)!, Tevin Cadola (RHP)!, Jackson Cunningham (RHP), Anders Davidson (UTL), Jaiden France (RHP)!, Jakob Gonzalez (RHP), Maurice Hayden, Jr. (OF), Cameron Keup (RHP)!, Johnny Mendoza (C), Jeremy Polon (LHP), Kellen Strahm (OF)!, Chris Williams (OF)!, Josh Zanger (RHP)

! - Transfers

- Roster exemption (will miss the 2017 season)

Class Breakdown:

Freshmen (8): Jackson Cunningham, Anders Davidson, Jakob Gonzalez, Maurice Hayden, Jr., Johnny Mendoza, Jeremy Polon, Kellen Strahm, Josh Zanger

Sophomores (4): Cal Koga, Aaron Pleschner, Hunter Tidwell, Zach Wallace

Juniors (17): Eric Anderson, Joseph Balfour, Brett Bautista#, Justin Beck, Kyle Blakeman, Matt Brown, Ken Burckle, David Campbell, Jaiden France, Josh Goldberg, Cameron Keup, Kyle Morrison, Josh Nashed, Corey Olivet, Jake Swiech, Shane Timmons, Hilario Tovar, Chris Williams,

Seniors (5): Michael Breen, Graham Gomez, Joseph Stefanki, Zach Tanner, Jack Veasey

State Breakdown:

California (30), Hawai'i (1), Oregon (2), Washington (1)



2017 SAN JOSÉ STATE BASEBALL GAME NOTES



2017 NUMERICAL ROSTER

No.	Player	Pos.	B/T	Ht.	Wt.	Yr.	Hometown (Last School)
1	Michael Breen**	INF	R/R	6-0	200	Sr.	Hollister, Calif. (San Benito HS)
2	Kent Burckle	INF	L/R	5-8	160	Jr.	San Clemente, Calif. (Saddleback College)
3	David Campbell**	INF	L/R	6-3	205	Jr.	Colfax, Calif. (Colfax HS)
4	Josh Nashed**	INF / RHP	R/R	6-1	195	Jr.	San Jose, Calif. (Leland HS)
6	Jack Veasey*	C	R/R	6-2	215	Sr.	Martinez, Calif. (Acalanes HS)
7	Zach Wallace*	LHP	L/L	5-9	170	So.	Fremont, Calif. (Washington HS)
8	Corey Olivet**	OF	L/L	5-9	175	Jr.	Los Gatos, Calif. (Los Gatos HS)
9	Johnny Mendoza	C	R/R	5-7	190	Fr.	Sunnyvale, Calif. (Saint Francis HS)
10	Cal Koga	C	R/R	5-10	180	So.	Lihue, Hawaii (Kauai HS)
11	Aaron Pleschner*	INF	R/R	6-0	185	So.	Redwood City, Calif. (Carlmont HS)
12	Joseph Stefanki**	C	R/R	6-1	205	Sr.	Encinitas, Calif. (San Diegueto Academy)
13	Hilario Tovar**	RHP	R/R	5-11	175	Jr.	Selma, Calif. (Selma HS)
14	Eric Anderson	RHP	R/R	5-11	190	Jr.	Squaw Valley, Calif. (Sanger HS)
15	Joseph Balfour	RHP	R/R	6-0	190	RS-Jr.	Sherwood, Ore. (Mt. Hood CC)
16	Hunter Tidwell*	OF	R/R	6-0	190	So.	Murrieta, Calif. (Vista Murrieta HS)
19	Maurice Hayden, Jr.	OF	S/R	6-1	190	Fr.	Elk Grove, Calif. (Cosumnes Oaks HS)
20	Chris Williams*	OF	L/L	6-0	205	Jr.	Antioch, Calif. (San Joaquin Delta College)
21	Kellen Strahm	OF	R/R	6-1	200	Fr.	Eugene, Ore. (Lane Community College)
23	Justin Beck*	INF	S/R	6-0	195	Jr.	Upland, Calif. (Upland HS)
24	Kyle Morrison*	INF	R/R	5-11	200	Jr.	San Jose, Calif. (Leigh HS)
25	Jeremy Polon	LHP	L/L	6-0	190	Fr.	West Hills, Calif. (El Camino Real Charter HS)
26	Anders Davidson	UTL	R/R	6-1	185	Fr.	Walla Walla, Wash. (Walla Walla HS)
27	Cameron Keup	RHP	R/R	6-2	200	Jr.	Elk Grove, Calif. (Cosumnes River College)
28	Zach Tanner*	RHP	R/R	6-4	230	Sr.	Bakersfield, Calif. (Bakersfield College)
30	Matt Brown**	RHP	R/R	6-6	220	Jr.	Benicia, Calif. (Benicia HS)
31	Graham Gomez*	LHP	L/L	6-0	188	Sr.	Carlsbad, Calif. (Palomar CC)
32	Josh Goldberg**	RHP	R/R	5-11	200	Jr.	Long Beach, Calif. (Wilson HS)
34	Jake Swiech*	RHP	R/R	6-3	210	RS-Jr.	Lancaster, Calif. (Paraclete HS)
35	Shane Timmons**	INF	R/R	5-11	230	Jr.	Mission Viejo, Calif. (Capistrano Valley HS)
38	Josh Zanger	RHP	R/R	6-0	185	Fr.	Gilroy, Calif. (Palma HS)
39	Jakob Gonzalez	RHP	R/R	5-9	175	Fr.	La Mirada, Calif. (La Mirada HS)
40	Kyle Blakeman	OF	R/R	6-3	215	Jr.	Benicia, Calif. (Sacramento City College)
42	Jaiden France	RHP	R/R	6-4	235	Jr.	Santa Clarita, Calif. (Orange Coast CC)
44	Jackson Cunningham	RHP	R/R	5-10	180	Fr.	Valencia, Calif. (West Ranch HS)
	Brett Bautista***	OF	L/L	6-0	195	RS-Jr.	Granite Bay, CA (Granite Bay HS)
	Tevin Cadola#	RHP	R/R	6-2	180	Jr.	Yreka, Calif. (Butte College)

* - Indicates letters won

- Roster exemption (will miss the 2017 season)

No.		Coach/Staff	Alma Mater	Season
29	Head Coach:	Jason Hawkins	Western Oregon State College, '95	1st Season
17	Assistant Coach:	Dean Stiles	Oregon, '82	1st Season
5	Assistant Coach:	Damon Lessler	Mississippi Valley State, '06	1st Season
36	Volunteer Assistant:	Anthony Claggett	University of Phoenix, '15	1st Season
	Dir. of Baseball Operations:	Eric Deovlet	San Diego State, '99	1st Season
	Athletic Trainer:	Theresa Gethins	Humboldt State	2nd Season

PRONUNCIATION GUIDE

Joseph **Balfour** BAL(like Hal)-fore
 Tevin **Cadola** CAH-dou-la
 Eric **Deovlet** DEV-let
 Cameron **Keup** COY-p
 Cal **Koga** KOE-guh
 Josh **Nashed** NASH-idd
 Corey **Olivet** Olive-ETT

Aaron **Pleschner** Plesh-ner
 Jeremy **Polon** POH-lone
 Joe **Stefanki** Steff-AINK-ee
 Jake **Swiech** Switch
 Hilario **Tovar** Hill-ARE-ee-oh Toe-VAR
 Jack **Veasey** VEE-see

POSITIONAL BREAKDOWN

INFIELDERS (9)

No.	Name	Yr.
1	Michael Breen	Sr.
2	Kent Burckle	Jr.
3	David Campbell	Jr.
4	Josh Nashed	Jr.
11	Aaron Pleschner	So.
23	Justin Beck	Jr.
24	Kyle Morrison	Jr.
26	Anders Davidson	Fr.
35	Shane Timmons	Jr.

OUTFIELDERS (7)

No.	Name	Yr.
8	Corey Olivet	Jr.
16	Hunter Tidwell	So.
19	Maurice Hayden, Jr.	Fr.
20	Chris Williams	Jr.
21	Kellen Strahm	Fr.
26	Anders Davidson	Fr.
40	Kyle Blakeman	Jr.
	Brett Bautista#	RS-Jr.

- Roster exemption (will miss the 2017 season)

CATCHERS (4)

No.	Name	Yr.
6	Jack Veasey	Sr.
9	Johnny Mendoza	Fr.
10	Cal Koga	So.
12	Joseph Stefanki	Sr.

RIGHT-HANDED PITCHERS (13)

No.	Name	Yr.
4	Josh Nashed	Jr.
13	Hilario Tovar	Jr.
14	Eric Anderson	Jr.
15	Joseph Balfour	RS-Jr.
27	Cameron Keup	Jr.
28	Zach Tanner	Sr.
30	Matt Brown	Jr.
32	Josh Goldberg	Jr.
34	Jake Swiech	RS-Jr.
38	Josh Zanger	Fr.
39	Jakob Gonzalez	Fr.
41	Jaiden France	Jr.
44	Jackson Cunningham	Fr.
	Tevin Cadola#	Jr.

- Roster exemption (will miss the 2017 season)

LEFT-HANDED PITCHERS (3)

No.	Name	Yr.
7	Zach Wallace	So.
25	Jeremy Polon	Fr.
31	Graham Gomez	Sr.

CLASS BREAKDOWN

Freshmen.....8
 Sophomores.....4
 Juniors.....17
 Seniors.....5

BATTING STANCE

Left-handed.....7
 Right-handed.....25
 Switch.....2





2017 SAN JOSÉ STATE BASEBALL GAME NOTES



2017 ALPHABETICAL ROSTER

No.	Player	Pos.	B/T	Ht.	Wt.	Yr.	Hometown (Last School)
14	Eric Anderson	RHP	R/R	5-11	190	Jr.	Squaw Valley, Calif. (Sanger HS)
15	Joseph Balfour	RHP	R/R	6-0	190	RS-Jr.	Sherwood, Ore. (Mt. Hood CC)
	Brett Bautista***	OF	L/L	6-0	195	RS-Jr.	Granite Bay, CA (Granite Bay HS)
23	Justin Beck*	INF	S/R	6-0	195	Jr.	Upland, Calif. (Upland HS)
40	Kyle Blakeman	OF	R/R	6-3	215	Jr.	Benicia, Calif. (Sacramento City College)
1	Michael Breen**	INF	R/R	6-0	200	Sr.	Hollister, Calif. (San Benito HS)
30	Matt Brown**	RHP	R/R	6-6	220	Jr.	Benicia, Calif. (Benicia HS)
2	Kent Burckle	INF	L/R	5-8	160	Jr.	San Clemente, Calif. (Saddleback College)
	Tevin Cadola#	RHP	R/R	6-2	180	Jr.	Yreka, Calif. (Butte College)
3	David Campbell**	INF	L/R	6-3	205	Jr.	Colfax, Calif. (Colfax HS)
44	Jackson Cunningham	RHP	R/R	5-10	180	Fr.	Valencia, Calif. (West Ranch HS)
26	Anders Davidson	UTL	R/R	6-1	185	Fr.	Walla Walla, Wash. (Walla Walla HS)
42	Jaiden France	RHP	R/R	6-4	235	Jr.	Santa Clarita, Calif. (Orange Coast CC)
32	Josh Goldberg**	RHP	R/R	5-11	200	Jr.	Long Beach, Calif. (Wilson HS)
31	Graham Gomez*	LHP	L/L	6-0	188	Sr.	Carlsbad, Calif. (Palomar CC)
39	Jakob Gonzalez	RHP	R/R	5-9	175	Fr.	La Mirada, Calif. (La Mirada HS)
19	Maurice Hayden, Jr.	OF	S/R	6-1	190	Fr.	Elk Grove, Calif. (Cosumnes Oaks HS)
27	Cameron Keup	RHP	R/R	6-2	200	Jr.	Elk Grove, Calif. (Cosumnes River College)
10	Cal Koga	C	R/R	5-10	180	So.	Lihue, Hawaii (Kauai HS)
9	Johnny Mendoza	C	R/R	5-7	190	Fr.	Sunnyvale, Calif. (Saint Francis HS)
24	Kyle Morrison*	INF	R/R	5-11	200	Jr.	San Jose, Calif. (Leigh HS)
4	Josh Nashed**	INF / RHP	R/R	6-1	195	Jr.	San Jose, Calif. (Leland HS)
8	Corey Olivet**	OF	L/L	5-9	175	Jr.	Los Gatos, Calif. (Los Gatos HS)
11	Aaron Pleschner*	INF	R/R	6-0	185	So.	Redwood City, Calif. (Carlmont HS)
25	Jeremy Polon	LHP	L/L	6-0	190	Fr.	West Hills, Calif. (El Camino Real Charter HS)
12	Joseph Stefanki**	C	R/R	6-1	205	Sr.	Encinitas, Calif. (San Diegueto Academy)
21	Kellen Strahm	OF	R/R	6-1	200	Fr.	Eugene, Ore. (Lane Community College)
34	Jake Swiech*	RHP	R/R	6-3	210	RS-Jr.	Lancaster, Calif. (Paraclete HS)
28	Zach Tanner*	RHP	R/R	6-4	230	Sr.	Bakersfield, Calif. (Bakersfield College)
16	Hunter Tidwell*	OF	R/R	6-0	190	So.	Murrieta, Calif. (Vista Murrieta HS)
35	Shane Timmons**	INF	R/R	5-11	230	Jr.	Mission Viejo, Calif. (Capistrano Valley HS)
13	Hilario Tovar**	RHP	R/R	5-11	175	Jr.	Selma, Calif. (Selma HS)
6	Jack Veasey*	C	R/R	6-2	215	Sr.	Martinez, Calif. (Acalanes HS)
7	Zach Wallace*	LHP	L/L	5-9	170	So.	Fremont, Calif. (Washington HS)
20	Chris Williams*	OF	L/L	6-0	205	Jr.	Antioch, Calif. (San Joaquin Delta College)
38	Josh Zanger	RHP	R/R	6-0	185	Fr.	Gilroy, Calif. (Palma HS)

* - Indicates letters won

- Roster exemption (will miss the 2017 season)

No.		Coach/Staff	Alma Mater	Season
29	Head Coach:	Jason Hawkins	Western Oregon State College, '95	1st Season
17	Assistant Coach:	Dean Stiles	Oregon, '82	1st Season
5	Assistant Coach:	Damon Lessler	Mississippi Valley State, '06	1st Season
36	Volunteer Assistant:	Anthony Claggett	University of Phoenix, '15	1st Season
	Dir. of Baseball Operations:	Eric Deovlet	San Diego State, '99	1st Season
	Athletic Trainer:	Theresa Gethins	Humboldt State	2nd Season

PRONUNCIATION GUIDE

Joseph **Balfour** BAL(like Hal)-fore
 Tevin **Cadola** CAH-dou-la
 Eric **Deovlet** DEV-let
 Cameron **Keup** COY-p
 Cal **Koga** KOE-guh
 Josh **Nashed** NASH-idd
 Corey **Olivet** Olive-ETT

Aaron **Pleschner** Plesh-ner
 Jeremy **Polon** POH-lone
 Joe **Stefanki** Steff-AINK-ee
 Jake **Swiech** Switch
 Hilario **Tovar** Hill-ARE-ee-oh Toe-VAR
 Jack **Veasey** VEE-see

POSITIONAL BREAKDOWN

INFIELDBERS (9)

No.	Name	Yr.
23	Justin Beck	Jr.
1	Michael Breen	Sr.
2	Kent Burckle	Jr.
3	David Campbell	Jr.
26	Anders Davidson	Fr.
24	Kyle Morrison	Jr.
4	Josh Nashed	Jr.
11	Aaron Pleschner	So.
35	Shane Timmons	Jr.

OUTFIELDERS (7)

No.	Name	Yr.
	Brett Bautista#	RS-Jr.
40	Kyle Blakeman	Jr.
26	Anders Davidson	Fr.
19	Maurice Hayden, Jr.	Fr.
8	Corey Olivet	Jr.
21	Kellen Strahm	Fr.
16	Hunter Tidwell	So.
20	Chris Williams	Jr.

Roster exemption (will miss the 2017 season)

CATCHERS (4)

No.	Name	Yr.
10	Cal Koga	So.
9	Johnny Mendoza	Fr.
12	Joseph Stefanki	Sr.
6	Jack Veasey	Sr.

RIGHT-HANDED PITCHERS (13)

No.	Name	Yr.
14	Eric Anderson	Jr.
15	Joseph Balfour	RS-Jr.
30	Matt Brown	Jr.
	Tevin Cadola#	Jr.
44	Jackson Cunningham	Fr.
41	Jaiden France	Jr.
32	Josh Goldberg	Jr.
39	Jakob Gonzalez	Fr.
27	Cameron Keup	Jr.
4	Josh Nashed	Jr.
34	Jake Swiech	RS-Jr.
28	Zach Tanner	Sr.
13	Hilario Tovar	Jr.
38	Josh Zanger	Fr.

- Roster exemption (will miss the 2017 season)

LEFT-HANDED PITCHERS (3)

No.	Name	Yr.
31	Graham Gomez	Sr.
25	Jeremy Polon	Fr.
7	Zach Wallace	So.





2017 SAN JOSÉ STATE BASEBALL GAME NOTES



2017 BROADCAST ROSTER



1
MICHAEL BREEN
INF • R/R • 6-0 • 200 • Sr.
Hollister, Calif.



2
KENT BURCKLE
INF • L/R • 5-8 • 160 • Jr.
San Clemente, Calif.



3
DAVID CAMPBELL
INF • L/R • 6-3 • 205 • Jr.
Colfax, Calif.



4
JOSH NASHED
INF/RHP • R/R • 6-1 • 195 • Jr.
San Jose, Calif.



6
JACK VEASEY
C • R/R • 6-2 • 215 • Sr.
Martinez, Calif.



7
ZACH WALLACE
LHP • L/L • 5-9 • 170 • So.
Fremont, Calif.



8
COREY OLIVET
OF • L/L • 5-9 • 175 • Jr.
Los Gatos, Calif.



9
JOHNNY MENDOZA
C • R/R • 5-7 • 190 • Fr.
Sunnyvale, Calif.



10
CAL KOGA
C • R/R • 5-10 • 180 • So.
Lihue, Hawaii



11
AARON PLESCHNER
INF • R/R • 6-0 • 185 • So.
Redwood City, Calif.



12
JOSEPH STEFANKI
C • R/R • 6-1 • 205 • Sr.
Encinitas, Calif.



13
HILARIO TOVAR
RHP • R/R • 5-11 • 175 • Jr.
Selma, Calif.



14
ERIC ANDERSON
RHP • R/R • 5-11 • 190 • Jr.
Squaw Valley, Calif.



15
JOSEPH BALFOUR
RHP • R/R • 6-0 • 190 • RS-Jr.
Sherwood, Ore.




16
HUNTER TIDWELL
OF • R/R • 6-0 • 190 • So.
Murrieta, Calif.



19
MAURICE HAYDEN, JR.
OF • S/R • 6-1 • 190 • Fr.
Elk Grove, Calif.



20
CHRIS WILLIAMS
OF • L/L • 6-0 • 205 • Jr.
Antioch, Calif.



21
KELLEN STRAHM
OF • R/R • 6-1 • 200 • Fr.
Eugene, Ore.



23
JUSTIN BECK
INF • S/R • 6-0 • 195 • Jr.
Upland, Calif.



24
KYLE MORRISON
INF • R/R • 5-11 • 200 • Jr.
San Jose, Calif.



25
JEREMY POLON
LHP • L/L • 6-0 • 190 • Fr.
West Hills, Calif.



26
ANDERS DAVIDSON
UTL • R/R • 6-1 • 185 • Fr.
Walla Walla, Wash.



27
CAMERON KEUP
RHP • R/R • 6-2 • 200 • Jr.
Elk Grove, Calif.



28
ZACH TANNER
RHP • R/R • 6-4 • 230 • Jr.
Bakersfield, Calif.



30
MATT BROWN
RHP • R/R • 6-6 • 220 • Jr.
Benicia, Calif.



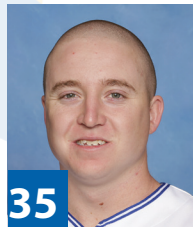
31
GRAHAM GOMEZ
LHP • L/L • 6-0 • 188 • Jr.
Carlsbad, Calif.



32
JOSH GOLDBERG
RHP • R/R • 5-11 • 200 • Jr.
Long Beach, Calif.



34
JACK SWIECH
RHP • R/R • 6-3 • 210 • RS-Jr.
Lancaster, Calif.



35
SHANE TIMMONS
INF • R/R • 5-11 • 230 • Jr.
Mission Viejo, Calif.




38
JOSH ZANGER
RHP • R/R • 6-0 • 185 • Jr.
Gilroy, Calif.



39
JAKOB GONZALEZ
RHP • R/R • 5-9 • 175 • Fr.
La Mirada, Calif.



40
KYLE BLAKEMAN
OF • R/R • 6-3 • 215 • Fr.
Benicia, Calif.



42
JAIDEN FRANCE
RHP • R/R • 6-4 • 235 • Jr.
Santa Clarita, Calif.



44
JACKSON CUNNINGHAM
RHP • R/R • 5-10 • 180 • Fr.
Valencia, Calif.



BRETT BAUTISTA
OF • L/L • 6-0 • 195 • RS-Jr.
Granite Bay, Calif.



TEVIN CADOLA
RHP • R/R • 6-2 • 180 • Jr.
Yreka, Calif.



2017 OVERALL STATISTICS

Overall Record: 10-17 Home: 10-3 Away: 0-14 MW: 5-7

Player	avg	gp-gs	ab	r	h	2b	3b	hr	rbi	tb	slg%	bb	hp	so	gdp	ob%	sf	sh	sb-att	po	a	e	fld%
11 PLESCHNER, Aaron	.320	27-27	103	17	33	3	0	0	7	36	.350	11	1	16	1	.391	0	2	2-7	40	62	4	.962
21 STRAHM, Kellen	.320	27-26	103	15	33	3	1	0	4	38	.369	6	2	18	1	.366	1	1	9-10	56	0	0	1.000
20 WILLIAMS, Chris	.295	26-25	95	9	28	7	0	2	10	41	.432	3	2	18	1	.330	0	4	0-3	49	4	1	.981
35 TIMMONS, Shane	.294	27-27	102	14	30	3	0	3	17	42	.412	7	6	26	4	.364	3	0	2-2	238	20	1	.996
12 STEFANKI, Joseph	.286	23-23	77	12	22	4	2	0	8	30	.390	17	3	10	3	.433	0	3	4-5	113	11	1	.992
24 MORRISON, Kyle	.215	23-20	65	10	14	1	0	0	5	15	.231	11	2	6	1	.346	0	6	3-4	36	62	7	.933

3 CAMPBELL, David	.268	21-20	71	6	19	3	1	0	9	24	.338	6	1	14	2	.329	1	1	3-3	18	50	2	.971
4 NASHED, Josh	.259	20-16	58	2	15	1	0	1	7	19	.328	3	1	10	4	.306	0	0	0-0	4	5	2	.818
10 KOGA, Cal	.250	10-3	12	3	3	0	0	0	0	3	.250	0	0	2	0	.250	0	1	0-0	26	5	2	.939
23 BECK, Justin	.231	22-14	52	5	12	3	0	0	7	15	.288	6	4	10	1	.355	0	0	1-2	14	30	1	.978
16 TIDWELL, Hunter	.222	6-2	9	1	2	0	0	0	2	2	.222	1	0	5	0	.300	0	0	0-1	0	0	0	.000
40 BLAKEMAN, Kyle	.200	21-10	40	4	8	1	0	0	5	9	.225	3	1	12	1	.273	0	1	1-2	13	0	1	.929
8 OLIVET, Corey	.182	23-13	55	10	10	1	0	0	3	11	.200	3	0	9	0	.224	0	1	3-4	24	3	2	.931
1 BREEN, Michael	.167	16-6	24	0	4	1	0	0	8	5	.208	3	0	0	0	.259	0	1	0-0	2	13	3	.833
6 VEASEY, Jack	.100	15-10	30	1	3	1	0	0	3	4	.133	2	1	9	1	.182	0	0	1-1	55	5	1	.984
9 MENDOZA, Johnny	.000	3-1	2	0	0	0	0	0	1	0	.000	0	3	1	0	.600	0	0	1-1	11	3	0	1.000
26 DAVIDSON, Anders	.000	6-0	1	1	0	0	0	0	0	0	.000	0	0	1	0	.000	0	0	0-0	0	1	0	1.000
31 GOMEZ, Graham	.000	1-0	0	0	0	0	0	0	0	0	.000	0	0	0	0	.000	0	0	0-0	1	3	0	1.000
19 HAYDEN, Maurice	.000	3-0	0	0	0	0	0	0	0	0	.000	1	0	0	0	1.000	0	0	0-1	0	0	0	.000
Totals	.263	27	899	110	236	32	4	6	96	294	.327	83	27	167	20	.341	5	21	30-46	713	308	33	.969
Opponents	.286	27	922	168	264	69	8	18	153	403	.437	121	32	190	19	.384	11	15	34-42	727	354	31	.972

LOB - Team (198), Opp (220). DPs turned - Team (26), Opp (24). IBB - Team (3), PLESCHNER, A 1, BECK, J. 1, STEFANKI, J. 1, Opp (8). Picked off - PLESCHNER, A 1, STEFANKI, J. 1, VEASEY, J. 1, CAMPBELL, D. 1.

(All games Sorted by Earned run avg)

Player	era	w-l	app	gs	cg	sho	sv	ip	h	r	er	bb	so	2b	3b	hr	b/avg	wp	hp	bks	sfa	sha
34 SWIECH, Jake	5.33	1-3	10	4	0	0/0	0	27.0	31	21	16	9	21	6	1	2	.277	2	3	0	0	1
30 BROWN, Matt	6.62	2-4	7	7	0	0/0	0	35.1	35	28	26	29	25	10	1	1	.267	5	11	0	1	4

7 WALLACE, Zach	0.00	1-0	14	1	0	0/0	0	8.1	9	1	0	2	8	3	0	0	.300	0	0	0	1	0
39 GONZALEZ, Jakob	0.00	0-0	8	0	0	0/0	0	7.0	1	0	0	5	10	0	0	0	.043	1	0	1	0	0
14 ANDERSON, Eric	0.00	0-0	4	0	0	0/0	0	4.2	3	0	0	2	5	1	0	0	.188	1	1	0	0	0
28 TANNER, Zach	2.87	0-0	14	0	0	0/0	0	15.2	15	7	5	7	4	6	1	0	.263	1	2	1	0	0
15 BALFOUR, Joseph	3.94	0-0	12	1	0	0/0	2	16.0	17	8	7	6	10	6	1	2	.274	2	1	0	0	1
13 TOVAR, Hilario	3.97	1-2	12	0	0	0/0	1	11.1	11	5	5	5	6	3	1	0	.268	2	2	1	2	2
32 GOLDBERG, Josh	4.05	2-1	13	0	0	0/0	1	20.0	16	13	9	10	16	5	0	1	.225	3	1	0	2	1
4 NASHED, Josh	4.97	0-1	5	5	0	0/0	0	25.1	36	19	14	4	22	5	2	5	.343	0	3	1	1	3
44 CUNNINGHAM, Jackson	5.40	0-0	10	0	0	0/0	0	11.2	11	7	7	6	10	3	0	0	.262	1	3	0	2	0
31 GOMEZ, Graham	6.75	0-1	7	5	0	0/0	0	20.0	23	16	15	8	20	10	0	3	.280	4	3	0	0	0
42 FRANCE, Jaiden	8.36	1-1	12	0	0	0/0	0	14.0	18	13	13	12	13	2	0	2	.321	3	1	0	0	1
27 KEUP, Cameron	9.56	1-3	11	2	0	0/0	0	16.0	27	17	17	7	11	4	1	1	.397	1	0	0	1	2
38 ZANGER, Josh	19.29	1-0	4	1	0	0/0	0	2.1	6	5	5	2	2	1	0	1	.462	0	0	0	0	0
25 POLON, Jeremy	21.00	0-1	7	1	0	0/0	0	3.0	5	8	7	7	7	4	0	0	.385	1	1	1	1	0
Totals	5.53	10-17	27	27	0	0/0	4	237.2	264	168	146	121	190	69	8	18	.286	27	32	5	11	15
Opponents	2.90	17-10	27	27	5	1/0	6	242.1	236	110	78	83	167	32	4	6	.263	23	27	1	5	21

PB - Team (3), MENDOZA, J. 2, STEFANKI, J. 1, Opp (5). Pickoffs - Team (6), KEUP, C. 1, BROWN, M. 1, STEFANKI, J. 1, NASHED, J. 1, GOMEZ, G. 1, GOLDBERG, J. 1, Opp (5). SBA/ATT - STEFANKI, J. (16-19), VEASEY, J. (11-13), SWIECH, J. (8-9), BROWN, M. (5-7), KOGA, C. (6-7), KEUP, C. (4-5), GOMEZ, G. (4-4), NASHED, J. (3-4), GOLDBERG, J. (1-3), GONZALEZ, J. (2-2), BALFOUR, J. (2-2), CUNNINGHAM, J. (2-2), ANDERSON, E. (1-1), MENDOZA, J. (0-1), ZANGER, J. (1-1), FRANCE, J. (1-1), WALLACE, Z. (0-1).



2017 RESULTS

Date	Opponent	Score	Inns	Overall	MW	Pitcher of record	Attend	Time
Feb 18, 2017	at UCLA	L 2-3	9	0-1-0	0-0-0	FRANCE, J. (L 0-1)	867	3:36
Feb 19, 2017	at UCLA	L 1-10	9	0-2-0	0-0-0	BROWN, M. (L 0-1)	901	2:38
Feb 23, 2017	BRIGHAM YOUNG	w 3-2	(13)	1-2-0	0-0-0	GOLDBERG, J. (W 1-0)	131	3:42
Feb 24, 2017	NORTHERN COLORADO	L 0-1	9	1-3-0	0-0-0	KEUP, C. (L 0-1)	153	2:14
Feb 25, 2017	NORTHERN COLORADO	w 5-4	9	2-3-0	0-0-0	BROWN, M. (W 1-1)	192	2:56
Feb 25, 2017	BRIGHAM YOUNG	w 4-2	9	3-3-0	0-0-0	ZANGER, J. (W 1-0)	199	2:29
Feb 27, 2017	MICHIGAN	L 2-6	9	3-4-0	0-0-0	POLON, J. (L 0-1)	241	3:21
* Mar 03, 2017	UNLV	w 6-5	9	4-4-0	1-0-0	KEUP, C. (W 1-1)	726	3:21
* Mar 04, 2017	UNLV	L 1-7	9	4-5-0	1-1-0	BROWN, M. (L 1-2)	375	2:43
* Mar 05, 2017	UNLV	w 9-5	9	5-5-0	2-1-0	GOLDBERG, J. (W 2-0)	462	2:56
Mar 07, 2017	PACIFIC	w 9-2	9	6-5-0	2-1-0	SWIECH, J. (W 1-0)	363	3:28
* Mar 10, 2017	at New Mexico	L 1-11	9	6-6-0	2-2-0	NASHED, J. (L 0-1)	878	2:27
* Mar 11, 2017	at New Mexico	L 8-16	9	6-7-0	2-3-0	TOVAR, H. (L 0-1)	1043	3:42
* Mar 12, 2017	at New Mexico	L 3-8	9	6-8-0	2-4-0	SWIECH, J. (L 1-1)	989	3:32
Mar 14, 2017	at #7 Cal State Fullerton	L 1-6	9	6-9-0	2-4-0	KEUP, C. (L 1-2)	1024	2:47
* Mar 17, 2017	NEVADA	w 6-5	(12)	7-9-0	3-4-0	FRANCE, J. (W 1-1)	643	4:33
* Mar 18, 2017	NEVADA	w 7-6	9	8-9-0	4-4-0	BROWN, M. (W 2-2)	454	3:28
* Mar 19, 2017	NEVADA	w 6-5	(10)	9-9-0	5-4-0	TOVAR, H. (W 1-1)	499	4:02
Mar 21, 2017	at Pacific	L 10-12	9	9-10-0	5-4-0	TOVAR, H. (L 1-2)	233	3:32
Mar 23, 2017	at Hawai'i	L 2-6	9	9-11-0	5-4-0	SWIECH, J. (L 1-2)	2897	3:02
Mar 24, 2017	at Hawai'i	L 7-8	9	9-12-0	5-4-0	KEUP, C. (L 1-3)	2963	3:35
Mar 25, 2017	at Hawai'i	L 4-5	9	9-13-0	5-4-0	BROWN, M. (L 2-3)	3697	2:58
Mar 26, 2017	at Hawai'i	L 1-14	9	9-14-0	5-4-0	GOMEZ, G. (L 0-1)	2751	3:02
Mar 29, 2017	SANTA CLARA	w 4-2	9	10-14-0	5-4-0	WALLACE, Z. (W 1-0)	338	2:54
* Mar 31, 2017	at San Diego State	L 4-5	9	10-15-0	5-5-0	SWIECH, J. (L 1-3)	244	2:58
* Apr 01, 2017	at San Diego State	L 3-7	9	10-16-0	5-6-0	BROWN, M. (L 2-4)	296	2:43
* Apr 02, 2017	at San Diego State	L 1-5	9	10-17-0	5-7-0	GOLDBERG, J. (L 2-1)	206	2:46

() extra inning game

TM



2017 SEASON GAME HIGHS

TEAM GAME HIGHS

Batting

At bats:	47	-	vs Nevada (Mar 17, 2017)
Runs scored:	10	-	at Pacific (Mar 21, 2017)
Hits:	15	-	at New Mexico (Mar 12, 2017)
RBIs:	9	-	at Pacific (Mar 21, 2017)
Doubles:	3	-	vs Brigham Young (Feb 25, 2017)
	3	-	vs UNLV (Mar 03, 2017)
Triples:	1	-	(4 times)
Home runs:	2	-	vs Nevada (Mar 19, 2017)
Total bases:	19	-	vs Nevada (Mar 19, 2017)
Walks:	10	-	vs Santa Clara (Mar 29, 2017)
Strikeouts:	20	-	vs Brigham Young (Feb 23, 2017)
Sac hits:	3	-	vs Nevada (Mar 19, 2017)
	3	-	at Hawai'i (Mar 24, 2017)
	3	-	at San Diego State (Mar 31, 2017)
Sac flies:	1	-	(5 times)
Stolen bases:	7	-	at New Mexico (Mar 11, 2017)
Hit by pitch:	4	-	vs Nevada (Mar 19, 2017)
	4	-	at Pacific (Mar 21, 2017)
Caught stealing:	3	-	at San Diego State (Mar 31, 2017)
Runners LOB:	12	-	(4 times)
Hit into DP:	4	-	at San Diego State (Apr 02, 2017)

Fielding

Putouts:	39	-	vs Brigham Young (Feb 23, 2017)
Assists:	18	-	vs Brigham Young (Feb 23, 2017)
Errors:	4	-	vs UNLV (Mar 03, 2017)
Passed balls:	2	-	vs Pacific (Mar 07, 2017)
DPs turned:	3	-	vs Nevada (Mar 17, 2017)

Pitching

Innings pitched:	13.0	-	vs Brigham Young (Feb 23, 2017)
Runs allowed:	16	-	at New Mexico (Mar 11, 2017)
Earned runs:	14	-	at New Mexico (Mar 11, 2017)
	14	-	at Hawai'i (Mar 26, 2017)
Walks allowed:	9	-	at Hawai'i (Mar 23, 2017)
Strikeouts:	13	-	vs Pacific (Mar 07, 2017)
	13	-	vs Nevada (Mar 17, 2017)
Hits allowed:	19	-	at New Mexico (Mar 10, 2017)
Doubles allowed:	5	-	at New Mexico (Mar 11, 2017)
	5	-	at San Diego State (Apr 02, 2017)
Triples allowed:	2	-	at New Mexico (Mar 11, 2017)
Homers allowed:	4	-	at New Mexico (Mar 10, 2017)
Wild pitches:	3	-	at New Mexico (Mar 11, 2017)
Hit batters:	5	-	at UCLA (Feb 19, 2017)

TM



2017 STREAKS

Multiple Hit Games	2	3	4	5+	Total
11 PLESCHNER, Aaron	8	3	-	-	11
21 STRAHM, Kellen	6	3	-	-	9
35 TIMMONS, Shane	6	2	-	-	8
20 WILLIAMS, Chris	4	3	-	-	7
3 CAMPBELL, David	6	-	-	-	6
4 NASHED, Josh	6	-	-	-	6
12 STEFANKI, Joseph	4	-	-	-	4
24 MORRISON, Kyle	3	-	-	-	3
8 OLIVET, Corey	2	-	-	-	2
1 BREEN, Michael	1	-	-	-	1
23 BECK, Justin	-	1	-	-	1
10 KOGA, Cal	1	-	-	-	1
40 BLAKEMAN, Kyle	1	-	-	-	1
TEAM	48	12	0	0	60

Multiple RBI Games	2	3	4	5+	Total
35 TIMMONS, Shane	5	-	-	-	5
1 BREEN, Michael	2	1	-	-	3
6 VEASEY, Jack	1	-	-	-	1
23 BECK, Justin	1	-	-	-	1
11 PLESCHNER, Aaron	1	-	-	-	1
20 WILLIAMS, Chris	-	1	-	-	1
24 MORRISON, Kyle	1	-	-	-	1
12 STEFANKI, Joseph	-	1	-	-	1
4 NASHED, Josh	-	1	-	-	1
16 TIDWELL, Hunter	1	-	-	-	1
40 BLAKEMAN, Kyle	-	1	-	-	1
TEAM	12	5	0	0	17

Hitting Streaks	Longest	Current
21 STRAHM, Kellen	16	1
12 STEFANKI, Joseph	9	5
35 TIMMONS, Shane	8	6
11 PLESCHNER, Aaron	7	-
20 WILLIAMS, Chris	6	6
8 OLIVET, Corey	5	-
23 BECK, Justin	5	2
3 CAMPBELL, David	4	-
4 NASHED, Josh	4	1
24 MORRISON, Kyle	3	2
40 BLAKEMAN, Kyle	2	-
6 VEASEY, Jack	1	-
10 KOGA, Cal	1	-
16 TIDWELL, Hunter	1	1
1 BREEN, Michael	1	-

Reached Base Streaks	Longest	Current
21 STRAHM, Kellen	16	1
35 TIMMONS, Shane	15	15
11 PLESCHNER, Aaron	14	-
12 STEFANKI, Joseph	10	5
23 BECK, Justin	8	2
20 WILLIAMS, Chris	6	6
3 CAMPBELL, David	6	2
24 MORRISON, Kyle	6	4
40 BLAKEMAN, Kyle	5	-
4 NASHED, Josh	5	1
8 OLIVET, Corey	5	-
1 BREEN, Michael	3	-
6 VEASEY, Jack	3	-
9 MENDOZA, Johnny	2	2
19 HAYDEN, Maurice	1	1
10 KOGA, Cal	1	-
16 TIDWELL, Hunter	1	1

TM



2017 GAMES SUMMARY

Score by innings	1	2	3	4	5	6	7	8	9	EX	Total
San Jose State	25	15	12	10	7	10	14	10	3	4	110
Opponents	19	18	15	20	21	25	20	19	10	1	168

Record when ...

Overall	10-17	After 6 leading	6-3
Conference	5-7 trailing	3-12
Non-Conference	5-10 tied	1-2
Home games	10-3	After 7 leading	7-1
Away games	0-14 trailing	2-15
Neutral site	0-0 tied	1-1
Day games	5-8	After 8 leading	7-0
Night games	5-9 trailing	0-15
vs Left starter	2-4 tied	3-2
vs Right starter	8-13		
1-Run games	6-5	Hit 0 home runs	6-16
2-Run games	2-1	... 1 home run	3-1
5+Run games	1-7	... 2+ home runs	1-0
Extra innings	3-0		
Shutouts	0-1	Opponent 0 home runs	4-10
	 1 home run	5-5
Scoring 0-2 runs	0-10 2+ HRs	1-2
..... 3-5 runs	4-4		
..... 6-9 runs	6-2	Made 0 errors	2-8
..... 10+ runs	0-1 1 error	1-5
	 2+ errors	7-4
Opponent 0-2 runs	4-1		
..... 3-5 runs	5-4	Opp. made 0 errors	4-6
..... 6-9 runs	1-7 1 error	3-5
..... 10+ runs	0-5 2+ errors	3-6
Scored in 1st inning	5-5	Out-hit opponent	5-5
Opp. scored in 1st	1-6	Out-hit by opponent	5-12
Scores first	7-8	Hits are tied	0-0
Opp. scores first	3-9		

Record when team scores:

Runs	0	1	2	3	4	5	6	7	8	9	10+
W-L	0-1	0-6	0-3	1-2	2-2	1-0	3-0	1-1	0-1	2-0	0-1

Record when opponent scores:

Runs	0	1	2	3	4	5	6	7	8	9	10+
W-L	0-0	0-1	4-0	0-1	1-0	4-3	1-3	0-2	0-2	0-0	0-5

Record when leading after:

Inn.	1	2	3	4	5	6	7	8
W-L	5-4	5-7	5-6	5-4	6-3	6-3	7-1	7-0

Record when trailing after:

Inn.	1	2	3	4	5	6	7	8
W-L	1-6	1-8	1-10	2-11	4-12	3-12	2-15	0-15

Record when tied after:

Inn.	1	2	3	4	5	6	7	8
W-L	4-7	4-2	4-1	3-2	0-2	1-2	1-1	3-2

Current losing streak: 3

Longest winning streak: 3

Longest losing streak: 5

Home attendance : 4776 (13 dates avg = 367)

Away attendance : 18989 (14 dates avg = 1356)

Total attendance: 23765 (27 dates avg = 880)



2017 TEAM GAME-BY-GAME

Batting (All games)

Date	Opponent	ab	r	h	rbi	2b	3b	hr	tb	bb	ibb	sb	cs	hbp	sac	sf	gdp	k	po	a	e	lob	avg
Feb 18	at UCLA	31	2	6	1	0	0	0	6	7	0	0	1	0	0	0	1	9	26	14	1	9	.194
Feb 19	at UCLA	27	1	1	1	1	0	0	2	3	0	0	0	0	0	1	1	8	24	7	0	3	.121
Feb 23	BRIGHAM YOUNG	43	3	10	3	2	0	1	15	2	0	1	0	0	2	0	1	20	39	18	2	7	.168
Feb 24	NORTHERN COLORAD	29	0	2	0	0	0	0	2	0	0	0	0	0	0	0	0	14	27	9	0	2	.146
Feb 25	NORTHERN COLORAD	29	5	7	5	1	0	0	8	2	0	1	1	3	2	0	0	4	27	15	2	7	.164
Feb 25	BRIGHAM YOUNG	29	4	6	4	3	0	1	12	2	0	1	0	1	0	0	1	4	27	7	1	4	.170
Feb 27	MICHIGAN	35	2	10	2	2	0	0	12	0	0	0	0	1	0	0	0	12	27	8	3	7	.188
*Mar 03	UNLV	33	6	12	4	3	0	0	15	8	0	1	2	1	0	0	0	2	27	7	4	12	.211
*Mar 04	UNLV	35	1	8	1	1	0	0	9	0	0	0	0	0	0	0	0	3	27	15	1	7	.213
*Mar 05	UNLV	32	9	12	8	0	1	1	17	5	0	1	0	0	1	0	1	1	27	13	0	5	.229
Mar 07	PACIFIC	33	9	10	6	1	0	0	11	6	0	4	0	3	0	1	2	3	27	8	2	10	.236
*Mar 10	at New Mexico	30	1	4	1	1	0	0	5	1	0	1	1	0	0	0	0	8	24	15	0	3	.228
*Mar 11	at New Mexico	40	8	13	7	2	0	1	18	2	0	7	0	1	0	0	1	5	24	14	3	8	.237
*Mar 12	at New Mexico	39	3	15	3	1	0	0	16	3	0	1	2	0	0	0	0	4	24	8	0	12	.249
Mar 14	at Cal State Fullerton	31	1	5	1	1	0	0	6	3	0	0	0	0	0	0	2	6	24	11	2	6	.244
*Mar 17	NEVADA	47	6	13	6	2	1	0	17	3	2	1	1	1	0	0	0	8	36	14	2	11	.247
*Mar 18	NEVADA	29	7	9	7	1	0	0	10	8	0	3	1	2	2	1	0	4	27	15	2	11	.250
*Mar 19	NEVADA	37	6	12	4	1	0	2	19	3	1	0	1	4	3	0	0	3	30	15	3	12	.255
Mar 21	at Pacific	36	10	11	9	1	0	0	12	3	0	2	0	4	0	0	1	9	24	8	1	6	.257
Mar 23	at Hawai'i	33	2	11	2	0	0	0	11	0	0	0	1	0	2	0	1	7	24	9	1	6	.261
Mar 24	at Hawai'i	33	7	11	7	2	1	0	15	3	0	1	1	2	3	1	0	6	24	10	0	8	.264
Mar 25	at Hawai'i	35	4	9	3	1	0	0	10	0	0	0	0	0	1	0	1	6	24	12	1	5	.264
Mar 26	at Hawai'i	28	1	5	1	0	0	0	5	4	0	0	0	2	0	0	2	3	24	13	0	6	.261
Mar 29	SANTA CLARA	29	4	7	4	2	0	0	9	10	0	1	1	1	0	0	0	7	27	16	0	12	.260
*Mar 31	at San Diego State	31	4	11	2	1	0	0	12	2	0	3	3	0	3	0	1	6	24	12	0	5	.264
*Apr 01	at San Diego State	35	3	9	3	1	1	0	12	1	0	0	0	0	1	1	0	2	24	8	2	8	.264
*Apr 02	at San Diego State	30	1	7	1	1	0	0	8	2	0	1	0	1	1	0	4	3	24	7	0	6	.263
Totals		899	110	236	96	32	4	6	294	83	3	30	16	27	21	5	20	167	713	308	33	198	.263

TM



2017 TEAM GAME-BY-GAME

Pitching (All games)

Date	Opponent	ip	h	r	er	bb	so	2b	3b	hr	wp	bk	hbp	dp	ibb	score	w-l	sv	era
Feb 18	at UCLA	8.2	8	3	3	2	7	1	0	0	0	1	1	1	1	2-3	0-1	0	3.12
Feb 19	at UCLA	8.0	6	10	10	7	6	3	0	1	1	0	5	1	0	1-10	0-2	0	7.02
Feb 23	BRIGHAM YOUNG	13.0	12	2	2	3	8	3	0	0	1	0	0	1	0	3-2	1-2	0	4.55
Feb 24	NORTHERN COLORAD	9.0	5	1	1	6	7	1	0	0	2	1	1	0	0	0-1	1-3	0	3.72
Feb 25	NORTHERN COLORAD	9.0	11	4	4	4	8	3	0	2	0	0	1	2	0	5-4	2-3	1	3.78
Feb 25	BRIGHAM YOUNG	9.0	8	2	1	1	8	1	0	1	0	0	0	0	0	4-2	3-3	2	3.34
Feb 27	MICHIGAN	9.0	11	6	5	7	12	3	0	2	1	1	1	1	1	2-6	3-4	2	3.56
*Mar 03	UNLV	9.0	6	5	1	3	11	1	1	1	0	0	0	1	0	6-5	4-4	3	3.25
*Mar 04	UNLV	9.0	10	7	4	8	8	3	1	0	2	0	1	1	0	1-7	4-5	3	3.33
*Mar 05	UNLV	9.0	7	5	5	2	6	4	0	1	0	0	2	1	0	9-5	5-5	3	3.50
Mar 07	PACIFIC	9.0	5	2	2	6	13	1	0	1	1	0	0	0	0	9-2	6-5	3	3.36
*Mar 10	at New Mexico	8.0	19	11	11	2	3	2	0	4	0	0	1	2	0	1-11	6-6	3	4.02
*Mar 11	at New Mexico	8.0	18	16	14	4	7	5	2	0	3	1	1	1	0	8-16	6-7	3	4.82
*Mar 12	at New Mexico	8.0	14	8	8	7	5	4	1	1	2	0	1	0	2	3-8	6-8	3	5.08
Mar 14	at Cal State Fullerton	8.0	7	6	6	6	5	1	0	1	0	0	1	0	0	1-6	6-9	3	5.18
*Mar 17	NEVADA	12.0	11	5	1	3	13	2	1	0	1	0	1	3	0	6-5	7-9	3	4.82
*Mar 18	NEVADA	9.0	10	6	4	8	4	2	0	0	2	0	1	2	0	7-6	8-9	4	4.77
*Mar 19	NEVADA	10.0	7	5	3	4	11	3	0	0	0	0	1	2	1	6-5	9-9	4	4.65
Mar 21	at Pacific	8.0	17	12	11	3	9	3	0	0	2	1	0	2	0	10-12	9-10	4	5.00
Mar 23	at Hawai'i	8.0	7	6	6	9	5	3	0	0	1	0	2	0	0	2-6	9-11	4	5.08
Mar 24	at Hawai'i	8.0	14	8	8	2	4	4	1	0	1	0	4	1	1	7-8	9-12	4	5.25
Mar 25	at Hawai'i	8.0	4	5	4	6	3	1	0	0	2	0	1	0	0	4-5	9-13	4	5.22
Mar 26	at Hawai'i	8.0	13	14	14	6	4	4	0	1	2	0	2	0	0	1-14	9-14	4	5.63
Mar 29	SANTA CLARA	9.0	9	2	2	0	9	3	0	1	1	0	0	0	0	4-2	10-14	4	5.48
*Mar 31	at San Diego State	8.0	8	5	5	3	4	2	0	1	0	0	1	2	1	4-5	10-15	4	5.48
*Apr 01	at San Diego State	8.0	8	7	6	6	7	1	0	0	1	0	3	0	0	3-7	10-16	4	5.53
*Apr 02	at San Diego State	8.0	9	5	5	3	3	5	1	0	1	0	0	2	1	1-5	10-17	4	5.53
Totals		237.2	264	168	146	121	190	69	8	18	27	5	32	26	8	110-168	10-17	4	5.53

TM



2017 SAN JOSÉ STATE BASEBALL GAME NOTES



GAME 1

2017 UCLA Baseball San Jose State at UCLA Feb 18, 2017 at Los Angeles, Calif. (Jackie Robinson Std.)

San Jose State 2 (0-1)

Player	ab	r	h	rbi	bb	so	po	a	lob
MORRISON, Kyle 2b	3	0	1	0	2	0	2	4	0
TIMMONS, Shane 1b	4	0	0	0	1	2	10	2	3
STEFANKI, Joseph c	3	1	1	0	1	1	8	1	0
NASHED, Josh p/dh	3	0	0	0	2	0	2	2	2
TIDWELL, Hunter dh	1	0	1	0	0	0	0	0	0
WILLIAMS, Chris rf	2	1	0	0	2	0	1	0	1
STRAHM, Kellen cf	3	0	1	0	1	0	0	0	0
CAMPBELL, David 3b	4	0	0	1	0	2	0	1	0
BECK, Justin 3b	0	0	0	0	0	1	2	0	0
PLESCHNER, Aaron ss	4	0	2	0	0	1	2	1	2
OLIVET, Corey lf	4	0	0	0	0	1	2	0	1
SWIECH, Jake p	0	0	0	0	0	0	1	0	0
FRANCE, Jaiden p	0	0	0	0	0	0	0	0	0
Totals	31	2	6	1	7	9	26	14	9

UCLA 3 (1-0)

Player	ab	r	h	rbi	bb	so	po	a	lob
Amaral, Daniel cf	4	0	2	0	0	0	1	0	0
Stephens, Brett lf	3	0	0	0	0	1	2	0	0
Pries, Jake dh	2	0	1	0	0	0	0	0	0
Silva, Jarroen pr	0	0	0	0	0	0	0	0	0
Clarke, Zander dh	1	0	0	0	0	0	0	0	0
Bouchard, Sean 1b	3	0	1	0	1	2	10	1	1
Kern, Nick pr	0	0	0	0	0	0	0	0	0
Toglia, Michael rf	4	1	1	0	2	2	2	0	0
Vaalaika, Nick ss	3	1	1	0	1	2	2	1	0
Strumpf, Chase 2b	3	0	0	0	0	1	5	1	0
Cuellar, Kyle ph	1	0	0	0	0	0	0	0	0
Hirabayashi, Jake pr	0	0	0	0	0	0	0	0	0
Kreidler, Ryan 3b	4	1	2	2	0	0	0	1	0
Rosica, Daniel c	2	0	0	0	1	9	0	1	0
Canning, Griffin p	0	0	0	0	0	0	1	0	0
Walker, Matt p	0	0	0	0	0	0	0	0	0
Ceja, Moises p	0	0	0	0	0	0	1	0	0
Burke, Scott p	0	0	0	0	0	0	1	0	0
Gadsby, Brian p	0	0	0	0	0	0	1	0	0
Totals	30	3	8	2	2	7	27	13	6

Score by Innings	1	2	3	4	5	6	7	8	9	R	H	E
San Jose State	0	0	0	0	0	0	1	1	0	2	6	1
UCLA	0	1	0	0	1	0	0	0	1	3	8	0

Note: 2 outs, 2 runners LOB when the game ended.

E - WILLIAMS, C.(1). DP - SJSU 1; UCLA 1. LOB - SJSU 9; UCLA 6. 2B - Vaalaika(1). HBP - Pries. SH - Stephens(1); Rosica(1). SB - Silva(1); Bouchard(1). CS - TIDWELL, H.(1); Amaral(1).

San Jose State	ip	h	r	er	bb	so	ab	bf	np
NASHED, Josh	5.0	6	2	2	0	5	19	21	94
SWIECH, Jake	2.0	0	0	0	0	2	6	6	31
FRANCE, Jaiden	1.2	2	1	1	2	0	5	8	29

UCLA	ip	h	r	er	bb	so	ab	bf	np
Canning, Griffin	6.0	2	0	0	2	8	20	22	92
Walker, Matt	0.1	2	1	1	0	3	4	16	
Ceja, Moises	0.2	0	0	0	1	0	2	3	11
Burke, Scott	0.1	1	1	0	3	0	1	4	21
Gadsby, Brian	1.2	1	0	0	0	1	5	5	13

Win - Gadsby (1-0). Loss - FRANCE, J. (0-1). Save - None.

WP - Canning(1); Burke(1); Gadsby(1). HBP - by NASHED, J. (Pries). BK - NASHED, J.(1). PB - Rosica(1).

Pitches/strikes: NASHED, J. 94/62; SWIECH, J. 31/19; FRANCE, J. 29/13; Canning 92/58; Walker 16/10; Ceja 11/5; Burke 21/9; Gadsby 13/11.

Umpires - HP: Adam Dowdy 1B: Jason Rogers 2B: Joe Maiden 3B: Paul Graham

Start: 6:03 p.m Time: 3:36 Attendance: 867

Weather: High 50's, overcast

NASHED, J. faced 1 batter in the 6th.

GAME 3

The Automated ScoreBook Brigham Young vs San Jose State Feb 23, 2017 at Stockton, Calif. (Billy Hebert Stadium)

Brigham Young 2 (2-3)

Player	ab	r	h	rbi	bb	so	po	a	lob
SCHNEEMANN, Daniel ss	6	1	2	0	1	2	1	3	0
ANDERSON, Brennon 2b	4	0	0	0	1	2	1	0	0
JACOBSEN, Mackay ph	0	0	0	0	1	0	0	0	0
HSU, Brian pr	1	0	0	0	0	0	2	0	0
CHAUNCEY, Tanner 1b	5	0	2	0	1	0	13	0	3
KRINGLEIN, Keaton lf	6	0	1	1	0	2	0	0	1
SHAFER, Colton dh	6	0	1	0	0	0	0	5	0
HALE, Brock rf	6	0	1	0	0	1	2	1	3
DEAN, Kyle cf	6	1	2	0	0	2	2	0	0
FAVERO, Nate 3b	6	0	2	1	0	0	0	0	0
CLAWSON, David c	6	0	1	0	0	0	17	3	2
CORLESS, Brady p	0	0	0	0	0	0	0	0	0
PARKINSON, Rhett p	0	0	0	0	0	0	0	0	0
CROSS, Aaron p	0	0	0	0	0	0	0	0	0
MARSHALL, Mason p	0	0	0	0	0	0	0	0	0
Totals	52	2	12	2	3	8	37	13	14

San Jose State 3 (1-2)

Player	ab	r	h	rbi	bb	so	po	a	lob
MORRISON, Kyle 2b	5	0	1	0	0	0	2	4	1
TIMMONS, Shane 1b	5	1	2	1	1	2	18	1	0
WILLIAMS, Chris rf	5	0	1	0	2	5	0	2	0
NASHED, Josh dh	4	0	1	0	2	0	0	0	0
DAVIDSON, Anders pr	1	1	0	0	0	1	0	0	0
STEFANKI, Joseph c	3	0	1	0	0	2	6	0	0
BLAKEMAN, Kyle ph	0	0	0	0	1	0	0	0	0
HAYDEN, Maurice pr	0	0	0	0	0	0	0	0	0
VEASEY, Jack c	1	0	0	0	1	2	0	0	0
STRAHM, Kellen cf	5	0	1	0	0	3	1	0	0
CAMPBELL, David 3b	3	0	1	0	0	1	1	6	0
MENDOZA, Johnny ph	1	0	0	0	0	1	0	0	0
BECK, Justin 3b	1	0	0	0	0	0	1	0	0
PLESCHNER, Aaron ss	4	0	1	0	2	1	6	1	0
OLIVET, Corey lf	3	1	1	0	2	1	0	0	0
TIDWELL, Hunter ph	2	0	0	0	1	0	0	2	0
SWIECH, Jake p	0	0	0	0	0	0	0	1	0
KEUP, Cameron p	0	0	0	0	0	0	0	0	0
WALLACE, Zach p	0	0	0	0	0	0	0	0	0
FRANCE, Jaiden p	0	0	0	0	0	0	0	0	0
TANNER, Zach p	0	0	0	0	0	0	0	0	0
BALFOUR, Joseph p	0	0	0	0	0	0	0	0	0
GOLDBERG, Josh p	0	0	0	0	0	1	0	0	0
Totals	43	3	10	3	2	20	39	18	7

Score by Innings	1	2	3	4	5	6	7	8	9	10	11	12	13	R	H	E
Brigham Young	0	0	0	1	0	0	0	1	0	0	0	0	0	2	12	0
San Jose State	0	0	0	0	0	1	0	0	1	0	0	0	1	3	10	2

Note: 1 out, 0 runners LOB when the game ended.

E - CAMPBELL, D.; PLESCHNER, A. DP - BYU 1; SJSU 1. LOB - BYU 14; SJSU 7. 2B - CHAUNCEY; DEAN; FAVERO, N; TIMMONS, S.; WILLIAMS, C.. HR - TIMMONS, S.. SH - MORRISON, K.; PLESCHNER, A. SB - MORRISON, K..

Brigham Young	ip	h	r	er	bb	so	ab	bf
CORLESS, Brady	7.2	7	1	1	1	12	26	29
PARKINSON, Rhett	0.1	0	0	0	0	1	1	1
CROSS, Aaron	1.0	2	1	1	1	3	5	6
MARSHALL, Mason	3.1	1	1	1	0	4	11	11

San Jose State	ip	h	r	er	bb	so	ab	bf
SWIECH, Jake	5.0	6	1	1	0	4	23	23
KEUP, Cameron	1.0	1	0	0	0	0	4	4
WALLACE, Zach	0.0	1	0	0	0	0	1	1
FRANCE, Jaiden	2.1	2	1	1	2	2	8	10
TANNER, Zach	0.1	0	0	0	0	0	1	1
BALFOUR, Joseph	1.1	2	0	0	0	1	6	6
GOLDBERG, Josh	3.0	0	0	0	1	1	9	10

Win - GOLDBERG, J. (1-0). Loss - MARSHALL (0-1). Save - None.

WP - SWIECH, J..

Umpires - HP: Troy Hodack 1B: Asa Howard 3B: Gary Gilman

Start: 5:03pm Time: 3:42 Attendance: 131

Weather: 54 degrees sunny

GAME 2

2017 UCLA Baseball San Jose State at UCLA Feb 19, 2017 at Los Angeles, Calif. (Jackie Robinson Std.)

San Jose State 1 (0-2)

Player	ab	r	h	rbi	bb	so	po	a	lob
MORRISON, Kyle 2b	4	0	0	0	0	0	1	0	0
TIMMONS, Shane 1b	4	0	0	0	2	6	0	1	0
TIDWELL, Hunter lf	2	0	0	0	2	0	0	0	0
CAMPBELL, David 3b	1	0	0	0	0	0	0	0	0
BECK, Justin ph	1	0	0	0	0	0	0	0	0
NASHED, Josh dh	2	1	0	0	2	1	0	0	0
WILLIAMS, Chris rf	3	0	1	0	0	6	0	0	0
STRAHM, Kellen cf	2	0	0	1	0	0	3	0	0
VEASEY, Jack c	3	0	0	0	1	7	0	2	0
PLESCHNER, Aaron ss	3	0	0	0	2	1	2	0	0
BREEN, Michael 3b	1	0	0	0	1	0	3	0	0
OLIVET, Corey pr/lf	1	0	0	0	0	1	0	0	0
BROWN, Matt p	0	0	0	0	0	0	1	0	0
CUNNINGHAM, Jackson p	0	0	0	0	0	0	0	0	0
GOLDBERG, Josh p	0	0	0	0	0	0	0	0	0
POLON, Jeremy p	0	0	0	0	0	0	0	0	0
KEUP, Cameron p	0	0	0	0	0	0	0	0	0
TANNER, Zach p	0	0	0	0	0	0	0	0	0
Totals	27	1	1	1	3	8	24	7	3

UCLA 10 (2-0)

Player	ab	r	h	rbi	bb	so	po	a	lob
Amaral, Daniel cf	3	2	1	3	1	0	4	0	1
Stephens, Brett lf	4	1	0	0	0	2	0	0	4
Pries, Jake dh	3	1	0	0	1	1	0	0	0
Clarke, Zander dh	1	0	0	0	0	0	0	0	0
Toglia, Michael rf	1	1	1	1	2	0	2	0	0
Ydens, Jeremy rf	1	0	0	0	0	1	0	0	0
Vaalaika, Nick ss	4	1	1	1	0	0	1	4	1
Bouchard, Sean 1b	2	1	1	1	1	9	1	1	1
Hirabayashi, Jake 2b	2	1	0	0	2	1	1	2	0
Kreidler, Ryan 3b	1	1	0	1	0	1	2	0	0
Kern, Nick ph	1	0	1	0	0	0	0	0	0
Stronach, Jack 3b	0	0	0	0	0	0	0	1	0
Rosica, Daniel c	3	1	3	0	0	8	0	0	0
Bird, Jake p	0	0	0	0	0	0	0	0	0
Garcia, Ryan p	0	0	0	0	0	0	0	0	0
Scheidler, Nick p	0	0	0	0	0	0	1	0	0
Totals	26	10	6	10	7	6	27	10	7

Score by Innings	1	2	3	4	5	6	7	8	9	R	H	E
San Jose State	0	0	0	0	0	0	1	0	0	1	1	0
UCLA	1	0	1	0	7	0	1	0	X	10	6	1



2017 SAN JOSÉ STATE BASEBALL GAME NOTES



GAME 5

The Automated ScoreBook Northern Colorado vs San Jose State Feb 25, 2017 at Stockton, Calif. (Delta College)

Northern Colorado 4 (3-6)

Player	ab	r	h	rbi	bb	so	po	a	lob	avg
Lawson, Dean 2b	5	1	1	0	0	1	4	1	.286	
Tanner, Nick cf	5	0	0	0	1	0	0	0	.176	
Maltese, Cole 3b	5	1	2	2	0	0	2	1	.344	
Pauley, Jack rf	5	1	2	0	0	1	3	0	.371	
Minnick, Brett 1b	4	0	1	0	1	1	11	2	.250	
Nakakura, Corey dh	1	0	0	0	2	1	0	0	.160	
Tapia, Payton ph	1	0	0	0	0	1	1	0	.200	
Johnson, Evan lf	2	1	2	2	1	0	0	0	.290	
Yamaguchi, Tyler ss	4	0	1	0	0	2	3	6	.250	
Kiel, Alex c	4	0	2	0	0	0	3	1	.227	
Moreland, Billy pr	0	0	0	0	0	0	0	0	.500	
Doughty, Ian p	0	0	0	0	0	0	0	0	-	
Howard, Jacob p	0	0	0	0	0	0	2	0	-	
Leedholm, Connor p	0	0	0	0	0	0	0	0	-	
Leach, Sam p	0	0	0	0	0	0	0	0	.000	
Brady, Anthony p	0	0	0	0	0	0	0	0	-	
Totals	36	4	11	4	4	8	24	15	10	

Score by Innings	1	2	3	4	5	6	7	8	9	R	H	E
Northern Colorado	0	0	0	1	0	1	1	1	0	4	11	1
San Jose State	4	0	1	0	0	0	0	0	X	5	7	2

E - Lawson, D.(1); BROWN, M. 2(2). DP - SJSU 2. LOB - NC 10; SJSU 7. 2B - Pauley, J. 2(3); Minnick, B.(3); PLESCHNER, A.(1). HR - Maltese, C.(3); Johnson, E.(3). HBP - Johnson, E.; WILLIAMS, C.; TIMMONS, S.; STEFANKI, J.. SH - MORRISON, K.(2); STEFANKI, J.(1). SB - Lawson, D.(3); STRAHM, K.(1). CS - OLIVET, C.(1).

Northern Colorado	ip	h	r	er	bb	so	ab	bf	era
Doughty, Ian	0.0	2	4	3	0	0	3	5	81.00
Howard, Jacob	3.0	3	1	1	0	9	12	1.86	
Leedholm, Connor	3.2	2	0	0	0	3	13	13.36	
Leach, Sam	0.1	0	0	0	1	0	1	3.142	
Brady, Anthony	1.0	0	0	0	0	1	3	3.000	

Win - BROWN, M. (1-1). Loss - Doughty, I. (0-1). Save - BALFOUR, J. (1).
HBP - by Doughty, I. (WILLIAMS, C.); by Doughty, I. (TIMMONS, S.); by BROWN, M. (Johnson, E.); by Leach, S. (STEFANKI, J.).

Umpires - HP: Cody Waterhouse 1B: Ray Belfiore 3B: Doug Weiss
Start: 10:00am Time: 2:56 Attendance: 192
Weather: 54 degrees, sunny

San Jose State 5 (2-3)

Player	ab	r	h	rbi	bb	so	po	a	lob	avg
STRAHM, Kellen cf	4	1	2	0	0	0	1	0	.318	
MORRISON, Kyle 2b	3	1	1	0	0	1	2	9	.182	
WILLIAMS, Chris rf	3	1	0	0	0	1	2	0	.105	
TIMMONS, Shane 1b	2	2	1	1	1	0	11	0	.200	
STEFANKI, Joseph c	2	0	1	1	0	0	8	1	.400	
CAMPBELL, David 3b	4	0	0	1	0	0	3	3	.105	
BREEN, Michael dh	2	0	1	2	0	0	0	0	.400	
NASHED, Josh ph	1	0	0	0	0	0	0	0	.071	
BLAKEMAN, Kyle ph	1	0	0	0	0	1	0	0	.000	
PLESCHNER, Aaron ss	4	0	1	0	0	0	2	2	.238	
OLIVET, Corey lf	3	0	0	0	0	1	1	0	.067	
BROWN, Matt p	0	0	0	0	0	0	1	0	-	
CUNNINGHAM, Jackson	0	0	0	0	0	0	0	0	-	
POLON, Jeremy p	0	0	0	0	0	0	0	0	-	
FRANCE, Jaiden p	0	0	0	0	0	0	0	0	-	
BALFOUR, Joseph p	0	0	0	0	0	0	0	0	-	
Totals	29	5	7	5	2	4	27	15	7	

Score by Innings	1	2	3	4	5	6	7	8	9	R	H	E
Northern Colorado	0	0	0	1	0	1	1	1	0	4	11	1
San Jose State	4	0	1	0	0	0	0	0	X	5	7	2

San Jose State	ip	h	r	er	bb	so	ab	bf	era
BROWN, Matt	6.0	6	2	2	4	4	22	27	3.86
CUNNINGHAM, Jackson	1.0	2	1	1	0	2	5	5	27.00
POLON, Jeremy	0.1	0	0	0	0	1	1	1	9.00
FRANCE, Jaiden	0.2	2	1	1	0	1	4	4	6.75
BALFOUR, Joseph	1.0	1	0	0	0	0	4	4	0.00

GAME 6

The Automated ScoreBook Brigham Young vs San Jose State Feb 25, 2017 at Stockton, Calif. (Delta College)

Brigham Young 2 (3-4)

Player	ab	r	h	rbi	bb	so	po	a	lob	avg
SCHNEEMANN, Daniel ss	4	0	1	0	0	2	2	5	.324	
ANDERSON, Brennon 2b	4	1	2	1	0	1	2	2	.296	
CHAUNCEY, Tanner 1b	4	0	2	0	0	1	13	0	.123	
HALE, Brock rf	4	0	1	0	0	1	0	0	.357	
SHAVIER, Colton dh	4	0	0	0	0	1	0	0	.219	
KRINGLE, Keaton cf	3	0	0	0	1	0	2	0	.300	
CLAWSON, David c	4	1	1	0	2	4	0	0	.188	
LARSEN, Bronson lf	3	0	1	0	0	1	0	0	.312	
RICHINS, Cam pr	0	0	0	0	0	0	0	0	.250	
FAVERO, Nate 3b	3	0	0	0	0	0	0	4	.348	
MOTES, Kendall p	0	0	0	0	0	0	1	0	-	
BURRUP, Bo p	0	0	0	0	0	0	1	0	-	
MARSHALL, Mason p	0	0	0	0	0	0	0	0	-	
Totals	33	2	8	1	1	8	24	13	8	

Score by Innings	1	2	3	4	5	6	7	8	9	R	H	E
Brigham Young	0	0	0	0	1	0	0	1	0	2	8	0
San Jose State	0	0	0	0	0	0	0	4	0	4	6	1

E - PLESCHNER, A.(2). DP - BYU 1. LOB - BYU 8; SJSU 4. 2B - CLAWSON(1); STRAHM, K.(1); CAMPBELL, D.(1); BLAKEMAN, K.(1). HR - ANDERSON(1); WILLIAMS, C.(1). HBP - TIMMONS, S.. SH - LARSEN(1); FAVERO, N(1). SF - SCHNEEMANN(1). SB - HALE(4); CAMPBELL, D.(1).

Brigham Young	ip	h	r	er	bb	so	ab	bf	era
MOTES, Kendall	5.0	2	0	0	2	3	16	19	-
BURRUP, Bo	2.1	4	4	4	0	11	11	6.35	
MARSHALL, Mason	0.2	0	0	0	0	1	2	2	1.23

Win - ZANGER, J. (1-0). Loss - BURRUP (0-1). Save - GOLDBERG, J. (1).
WP - MOTES; BURRUP(1). HBP - by MOTES (TIMMONS, S.).

Umpires - HP: Gary Gilman 1B: Troy Hodack 3B: Asa Howard
Start: 2:00pm Time: 2:29 Attendance: 199
Weather: 57 degrees, mostly sunny

San Jose State 4 (3-3)

Player	ab	r	h	rbi	bb	so	po	a	lob	avg
STRAHM, Kellen cf	4	1	1	1	0	1	5	0	.273	
MORRISON, Kyle 2b	2	1	1	0	2	0	3	1	.190	
WILLIAMS, Chris rf	4	1	1	3	0	1	3	0	.150	
TIMMONS, Shane 1b	3	0	0	0	0	1	6	0	.143	
NASHED, Josh p	4	0	0	0	0	0	0	0	.059	
CAMPBELL, David 3b	3	0	2	0	0	0	0	3	.222	
VEASEY, Jack c	2	0	0	0	0	1	4	0	.000	
KOGA, Cal ph	1	0	0	0	0	0	4	0	.000	
PLESCHNER, Aaron ss	3	0	0	0	0	0	1	3	.120	
OLIVET, Corey lf	2	0	0	0	0	0	1	0	.071	
BLAKEMAN, Kyle ph	1	1	1	0	0	0	0	0	.250	
TIDWELL, Hunter lf	0	0	0	0	0	0	0	0	.200	
WALLACE, Zach p	0	0	0	0	0	0	0	0	-	
ZANGER, Josh p	0	0	0	0	0	0	0	0	-	
GOLDBERG, Josh p	0	0	0	0	0	0	0	0	-	
Totals	29	4	6	4	2	4	27	7	4	

Score by Innings	1	2	3	4	5	6	7	8	9	R	H	E
Brigham Young	0	0	0	0	1	0	0	1	0	2	8	0
San Jose State	0	0	0	0	0	0	0	4	0	4	6	1

San Jose State	ip	h	r	er	bb	so	ab	bf	era
NASHED, Josh	6.0	5	1	0	0	3	21	24	1.64
WALLACE, Zach	1.1	0	0	0	0	2	4	4	0.00
ZANGER, Josh	0.2	2	1	1	0	2	4	4	-
GOLDBERG, Josh	1.0	1	0	0	1	1	4	5	1.69

GAME 8

The Automated ScoreBook Nevada Las Vegas at San Jose State Mar 03, 2017 at San Jose, Calif. (Municipal Stadium)

Nevada Las Vegas 5 (4-6,0-1)

Player	ab	r	h	rbi	bb	so	po	a	lob	avg
ISBEL, Kyle cf	5	1	1	0	0	0	6	0	.256	
STOTT, Bryson ss	4	1	1	0	0	3	2	0	.444	
SQUIER, Payton c	3	0	0	0	1	1	3	3	.350	
AMES, Nick 1b	4	1	1	3	0	2	7	3	.395	
DE LA TRINIDAD, E. lf	3	0	1	0	1	1	0	0	.312	
ESMAY, Cooper dh	3	0	0	0	0	3	0	1	.200	
SMITH, Max ph	1	0	0	0	0	0	0	0	.214	
JONES, Justin 2b	3	0	0	1	2	0	3	1	.368	
RODRIGUEZ, Nick 3b	4	1	1	0	2	0	2	1	.235	
ALLEN, Keyon rf	3	1	1	0	0	1	0	1	.286	
HOWARD, Cody ph	1	0	0	0	0	0	0	0	.333	
STRONG, Alan p	0	0	0	0	0	0	2	0	-	
BOHALL, Blaze p	0	0	0	0	0	0	1	0	-	
MYERS, Christian p	0	0	0	0	0	0	0	0	-	
WILSON, Corey p	0	0	0	0	0	0	0	0	-	
SCHULTZ, Andrew p	0	0	0	0	0	0	0	0	-	
Totals	34	5	6	5	3	11	24	14	5	

Score by Innings	1	2	3	4	5	6	7	8	9	R	H	E
Nevada Las Vegas	0	0	0	0	5	0	0	0	0	5	6	0
San Jose State	0	0	1	1	0	0	0	0	0	6	12	4

E - MORRISON, K.(1); PLESCHNER, A.(3); NASHED, J. 2(2). DP - SJSU 1. LOB - UNLV 5; SJSU 12. 2B - ISBEL, K.(2); STRAHM, K.(2); WILLIAMS, C.(4); STEFANKI, J.(2). 3B - RODRIGUEZ, N(1). HR - AMES, N.(3). HBP - MORRISON, K.. SB - DELATRINIDAD(3); JONES, J.(5); TIMMONS, S.(1). CS - BECK, J.(1); BLAKEMAN, K.(1).

Nevada Las Vegas	ip	h	r	er	bb	so	ab	bf	era
STRONG, Alan	5.0	9	2	2	4	2	23	27	2.35
BOHALL, Blaze	1.2	2	4	4	1	0	7	9	10.50
MYERS, Christian	0.0	0	0	0	1	0	0	1	4.50
WILSON, Corey	0.1	0	0	0	1	0	2	3	9.00
SCHULTZ, Andrew	1.0	0	0	0	1	0	1	2	21.60

Win - KEUP, C. (1-1). Loss - BOHALL, B. (0-2). Save - BALFOUR, J. (2).
WP - STRONG, A.(3); MYERS, C.(1); WILSON, C.(1). HBP - by BOHALL, B. (MORRISON, K.).

Umpires - HP: Frank Pflugrad 1B: Randy Upton 3B: Stephen Barga
Start: 7:03pm Time: 3:21 Attendance: 726
Weather: 55 degrees and cool

GAME 7

The Automated ScoreBook Michigan vs San Jose State Feb 27, 2017 at Stockton, Calif. (Banner Island BPark)

Michigan 6 (6-2)

Player	ab	r	h	rbi	bb	so	po	a	lob	avg
Thomas, Ako 2b	5	1	2	1	0	2	0	3	.294	
Bivens, Jake 1b	4	0	1	0	0	1	4	0	.133	
Lewis, Miles lf	5	0	1	0	0	0	1	3	.343	
Lugbauer, Drew c	5	0	0	0	0	3	13	1	.250	
Wenson, Harrison dh	4	2	2	1	1	1	0	0	.355	
Brdar, Michael ss	3	2	3	2	2	0	1	1	.323	
Poirier, Nick 3b	2	0	1	2	0	2	0	1	.269	
Keener, Brock ph	0	0	0	0	1	0	0	0	-	
Bullock, Christian pr	0	0	0	0	0	0	0	0	.000	
Wheeler, Jonathan rf	2	0	0	0	0	0	0	0	.000	
Clementi, Dominic ph	2	0	0	0	0	2	0	3	.333	
Slater, Johnny cf	4	1	1	0	1	2	3	2	.240	
Rennard, Alec p	0	0	0	0	0	0	0	0	-	
Batka, Austin p	0	0	0	0	0	0	0	0	-	
Labm, Jackson p	0	0	0	0	0	0	0	0	-	
Totals	37	6	11	4	7	12	27	6	12	



2017 SAN JOSÉ STATE BASEBALL GAME NOTES



**GAME
13**

**The Automated ScoreBook
San Jose State at New Mexico
Mar 11, 2017 at Albuquerque, N.M. (Santa Ana Star Field)**

San Jose State 8 (6-7,2-3)

Player	ab	r	h	rbi	bb	so	po	a	lob
OLIVET, Corey lf/cf	5	1	1	0	0	4	0	1	
STRAHM, Kellen cf	5	2	3	0	0	0	0	0	
BLAKEMAN, Kyle lf	0	0	0	0	0	0	0	0	
TIMMONS, Shane 1b	4	1	1	2	0	2	7	2	0
STEFANKI, Joseph c	4	1	0	0	1	0	7	1	2
BECK, Justin 2b	4	1	1	1	1	0	0	3	1
PLESCHNER, Aaron ss	5	1	2	1	0	1	2	4	0
WILLIAMS, Chris rf	5	1	2	0	0	1	0	2	
NASHED, Josh dh	4	0	2	3	0	0	0	2	
CAMPBELL, David 3b	4	0	1	0	0	2	1	3	0
BREEN, Michael 3b	0	0	0	0	0	0	0	0	
BROWN, Matt p	0	0	0	0	0	0	1	1	0
TOVAR, Hilario p	0	0	0	0	0	0	0	0	
WALLACE, Zach p	0	0	0	0	0	0	0	0	
KEUP, Cameron p	0	0	0	0	0	0	1	0	
TANNER, Zach p	0	0	0	0	0	0	0	0	
GOLDBERG, Josh p	0	0	0	0	0	0	0	0	
Totals	40	8	13	7	2	5	24	14	8

New Mexico 16 (10-3,5-0)

Player	ab	r	h	rbi	bb	so	po	a	lob
GONZALEZ, Lu cf	5	3	3	1	1	1	1	0	2
COLLIER, Dan dh	5	1	1	2	0	0	0	0	0
STADJUHAR, C 3b	5	0	1	1	0	0	1	5	0
ZOELLNER, Ja 1b	5	0	1	2	0	2	11	1	2
VIGIL, Andre rf	1	0	0	0	1	1	0	0	0
BELL, Austin ph/lf	3	2	2	0	1	1	1	0	1
SCHILLING, H ss	4	3	1	1	1	0	1	1	0
MANG, Jared lf/rf	3	4	3	1	0	2	1	0	1
CAPANNA, Bea 2b	5	1	4	3	0	0	1	4	0
HERRERA, Dan c	1	0	0	0	0	0	4	0	1
PRATT, Andre ph/c	1	0	0	0	0	1	2	0	0
WATARI, Just ph	1	0	1	2	0	0	0	0	0
MANG, Connor pr	0	1	0	0	0	0	0	0	0
CAMPILLO, Ro c	2	1	1	0	0	1	1	0	0
TRIPP, Johna p	2	0	0	0	0	0	0	1	0
ISENHART, Au p	0	0	0	0	0	0	0	0	0
SMITH, Chad p	0	0	0	0	0	0	0	0	0
LANGAN, Bran p	0	0	0	0	0	0	1	1	0
Totals	41	16	18	15	4	7	27	14	6

Score by Innings	1	2	3	4	5	6	7	8	9	R	H	E
San Jose State	1	1	4	2	0	0	0	0	0	8	13	3
New Mexico	0	1	1	3	0	5	6	0	X	16	18	4

E - OLIVET, C.(2); PLESCHNER, A.(4); BROWN, M.(3); STADJUHAR, C.(4); SCHILLING, H.(1); HERRERA, Dan 2(3). DP - SJSU 1; NM 1. LOB - SJSU 8; NM 6. 2B - WILLIAMS, C.(5); NASHED, J.(1); GONZALEZ, Lu(9); COLLIER, Dan(4); MANG, Jared(3); CAPANNA, Bea 2(3). 3B - GONZALEZ, Lu(1); BELL, Austin(2). HR - TIMMONS, S.(3). HBP - TIMMONS, S.; MANG, Jared. SB - OLIVET, C. 2(3); STRAHM, K. 3(4); PLESCHNER, A.(2); CAMPBELL, D.(2); GONZALEZ, Lu(5); SCHILLING, H(3); MANG, Jared(1).

San Jose State	ip	h	r	er	bb	so	ab	bf	np
BROWN, Matt	5.1	7	8	8	2	5	23	26	95
TOVAR, Hilario	0.0	1	2	2	1	0	1	2	8
WALLACE, Zach	0.0	1	0	0	0	1	1	4	4
KEUP, Cameron	0.2	3	3	1	0	0	4	5	21
TANNER, Zach	0.1	3	2	1	0	0	3	4	4
GOLDBERG, Josh	1.2	3	1	0	0	2	9	9	33

New Mexico	ip	h	r	er	bb	so	ab	bf	np
TRIPP, Johna	4.0	10	8	5	0	3	21	22	76
ISENHART, Au	2.2	3	0	0	0	0	1	12	33
SMITH, Chad	0.1	0	0	0	0	0	1	1	4
LANGAN, Bran	2.0	0	0	0	2	1	6	8	42

Win - ISENHART, Au (2-0). Loss - TOVAR, H. (0-1). Save - None.

WP - BROWN, M.(2); TANNER, Z.(1); GOLDBERG, J.(1). HBP - by TRIPP, Johna (TIMMONS, S.); by BROWN, M. (MANG, Jared). BK - TANNER, Z.(1). Pitches/strikes: BROWN, M. 95/54; TOVAR, H. 8/3; WALLACE, Z. 4/3; KEUP, C. 21/11; TANNER, Z. 4/4; GOLDBERG, J. 33/23; TRIPP, Johna 76/49; ISENHART, Au 33/23; SMITH, Chad 4/2; LANGAN, Bran 42/25.

Umpires - HP: Francisco Flores 1B: Tim Hatfield 3B: Randy Upton
Start: 2 p.m. Time: 3:42 Attendance: 1043
Weather: 68F, Mostly Sunny, NW 10 mph
TOVAR, H. faced 2 batters in the 6th.
WALLACE, Z. faced 1 batter in the 6th.
KEUP, C. faced 3 batters in the 7th.

**GAME
15**

**The Automated ScoreBook
San Jose State at #7 Cal State Fullerton
Mar 14, 2017 at Fullerton, Calif (Goodwin Field)**

San Jose State 1 (6-9)

Player	ab	r	h	rbi	bb	so	po	a	lob
OLIVET, Corey lf	4	1	0	0	2	2	0	1	
STRAHM, Kellen cf	4	1	0	0	0	2	0	0	
TIMMONS, Shane 1b	4	0	2	1	0	1	13	0	0
STEFANKI, Joseph dh	3	0	0	0	1	0	0	2	
BECK, Justin 2b	3	0	0	0	0	1	0	3	1
BREEN, Michael ph	1	0	0	0	0	0	0	0	
PLESCHNER, Aaron ss	3	0	0	0	1	1	0	1	0
WILLIAMS, Chris rf	2	0	1	0	0	1	0	0	
BLAKEMAN, Kyle rf	2	0	0	0	0	0	2	0	0
VEASEY, Jack c	2	0	0	0	1	1	3	1	0
KOGA, Cal c	0	0	0	0	0	1	0	0	
MORRISON, Kyle 3b	3	0	1	0	0	0	0	3	2
KEUP, Cameron p	0	0	0	0	0	0	0	0	
GOLDBERG, Josh p	0	0	0	0	0	0	0	1	0
POLON, Jeremy p	0	0	0	0	0	0	0	0	
SWIECH, Jake p	0	0	0	0	0	0	0	1	0
CUNNINGHAM, Jackson p	0	0	0	0	0	0	0	0	
GONZALEZ, Jakob p	0	0	0	0	0	0	0	0	
TOVAR, Hilario p	0	0	0	0	0	0	0	0	
FRANCE, Jaiden p	0	0	0	0	0	0	0	0	
Totals	31	1	5	1	3	6	24	11	6

Cal State Fullerton 6 (10-5)

Player	ab	r	h	rbi	bb	so	po	a	lob
Persinger, D 2b/1b	4	2	3	1	1	0	8	3	0
LoForte, H. dh	4	1	2	0	1	1	0	0	0
Hurst, S. cf	4	1	0	0	1	0	1	0	2
Bryant, T. 3b	2	1	1	3	1	0	0	6	2
Richards, T. ss	2	0	0	1	1	1	2	6	0
Pacheco, N. c	3	0	1	1	0	0	7	0	0
Hildebrandt lf	3	0	0	0	0	1	0	1	1
Cullen, H. rf	3	1	0	0	1	1	2	0	3
Pavletich, J 1b	3	0	0	0	0	1	7	0	1
Valenzuela 2b	1	0	0	0	0	0	0	2	0
Willis, J. p	0	0	0	0	0	0	0	1	0
Gibbs, M. p	0	0	0	0	0	0	0	0	0
Cha, E. p	0	0	0	0	0	0	0	0	0
Totals	29	6	7	6	6	5	27	18	9

Score by Innings	1	2	3	4	5	6	7	8	9	R	H	E
San Jose State	0	0	0	0	0	0	0	1	0	1	5	2
Cal State Fullerton	2	0	3	1	0	0	0	0	X	6	7	2

E - KOGA, C.(1); MORRISON, K.(2); Persinger, D.(1); Richards, T.(3). DP - Titans 2. LOB - SJSU 6; Titans 9. 2B - WILLIAMS, C.(6); LoForte, H.(2). HR - Bryant, T.(2). HBP - Bryant, T.. SH - Pacheco, N.(1); Hildebrandt(1). SF - Richards, T.(1). SB - Persinger, D 2(5); Cullen, H.(1).

San Jose State	ip	h	r	er	bb	so	ab	bf	np
KEUP, Cameron	2.0	4	4	4	1	2	9	11	37
GOLDBERG, Josh	1.0	0	1	1	2	1	5	18	18
POLON, Jeremy	0.0	0	1	1	1	0	0	1	4
SWIECH, Jake	1.0	2	0	0	0	0	5	17	17
CUNNINGHAM, Jackson	1.0	0	0	0	1	0	3	13	13
GONZALEZ, Jakob	1.0	0	0	0	1	1	3	14	14
TOVAR, Hilario	1.0	0	0	0	1	4	5	14	14
FRANCE, Jaiden	1.0	1	0	0	0	4	4	14	14

Cal State Fullerton	ip	h	r	er	bb	so	ab	bf	np
Willis, J.	5.0	3	0	0	3	5	16	19	72
Gibbs, M.	1.0	1	0	0	0	0	4	4	19
Cha, E.	3.0	1	1	0	0	1	11	11	33

Win - Willis, J. (2-0). Loss - KEUP, C. (1-2). Save - Cha, E. (1).
WP - Willis, J.(1). HBP - by TOVAR, H. (Bryant, T.). Pitches/strikes: KEUP, C. 37/22; GOLDBERG, J. 18/9; POLON, J. 4/0; SWIECH, J. 17/12; CUNNINGHAM, J. 13/8; GONZALEZ, J. 14/9; TOVAR, H. 14/8; FRANCE, J. 14/10; Willis, J. 72/44; Gibbs, M. 19/12; Cha, E. 33/25.

Umpires - HP: Mike Lusky 1B: Bill Barnes 3B: Johnny Pineda
Start: 4:00 pm Time: 2:47 Attendance: 1024
Weather: 88 degrees
KEUP, C. faced 2 batters in the 3rd.
POLON, J. faced 1 batter in the 4th.

**GAME
14**

**The Automated ScoreBook
San Jose State at New Mexico
Mar 12, 2017 at Albuquerque, N.M. (Santa Ana Star Field)**

San Jose State 3 (6-8,2-4)

Player	ab	r	h	rbi	bb	so	po	a	lob
PLESCHNER, Aaron ss	4	1	2	0	1	0	1	1	0
STRAHM, Kellen cf	5	0	1	0	0	0	2	0	2
TIMMONS, Shane 1b	4	0	1	0	1	1	9	0	0
STEFANKI, Joseph dh	5	0	0	0	0	1	0	0	2
BECK, Justin 3b	4	2	3	1	1	0	0	4	0
MORRISON, Kyle 2b	5	0	2	0	0	0	2	3	0
WILLIAMS, Chris rf	4	0	3	1	0	0	3	0	0
BLAKEMAN, Kyle lf	2	0	1	1	0	0	2	2	0
NASHED, Josh lf	1	0	0	0	0	1	0	0	0
OLIVET, Corey lf	1	0	1	0	0	0	0	0	0
VEASEY, Jack c	3	0	1	0	0	1	4	0	1
KOGA, Cal ph/c	1	0	0	0	0	1	0	0	0
GOMEZ, Graham p	0	0	0	0	0	0	0	1	0
SWIECH, Jake p	0	0	0	0	0	0	0	0	0
FRANCE, Jaiden p	0	0	0	0	0	0	0	0	0
WALLACE, Zach p	0	0	0	0	0	0	0	0	0
TOVAR, Hilario p	0	0	0	0	0	0	0	0	0
BALFOUR, Joseph p	0	0	0	0	0	0	0	0	0
Totals	39	3	15	3	3	4	24	8	12

New Mexico 8 (11-3,6-0)

Player	ab	r	h	rbi	bb	so	po	a	lob
GONZALEZ, Lu p/dh	2	1	0	1	2	0	0	2	1
COLLIER, Dan lf	5	2	3	2	0	1	0	1	0
STADJUHAR, C 3b	4	1	1	0	1	0	1	0	3
ZOELLNER, Ja 1b	4	0	2	2	0	0	12	1	0
MANG, Jared cf	4	0	2	1	1	0	0	0	1
CAPANNA, Bea 2b	4	1	1	0	1	2	3	1	6
VIGIL, Andre rf	5	1	2	1	0	0	4	0	0
CAMPILLO, Ro c	3	1	1	0	2	0	7	2	0
GREGORY, And ss	5	1	2	0	0	1	0	4	2
SLATEN, Just p	0	0	0	0	0	0	1	1	0
TRIPP, Chris p	0	0	0	0	0	0	0	0	0
Totals	36	8	14	7	7	5	27	15	13

Score by Innings	1	2	3	4	5	6	7	8	9	R	H	E
San Jose State	0	1	0	0	0	1	1	0	0	3	15	0
New Mexico	0	0	2	0	0	5	0	1	X	8	14	0

LOB - SJSU 12; NM 13. 2B - BECK, J.(2); ZOELLNER, Ja 2(



2017 SAN JOSÉ STATE BASEBALL GAME NOTES



GAME 17

The Automated ScoreBook Nevada at San Jose State Mar 18, 2017 at San Jose, Calif. (Municipal Stadium)

Nevada 6 (5-14,2-6)

Player	ab	r	h	rbi	bb	so	a	lob	avg
BRIDGMAN, Justin ss	4	0	0	0	0	2	2	4	.276
PEARCE, Jordan 3b	4	1	2	0	1	2	1	0	.304
ECHAVIA, Mike rf	5	1	2	0	0	1	0	0	.333
KRZMARZICK, Cole cf	5	1	1	1	0	0	5	2	.297
SPRAGUE, Jed dh	3	3	0	0	2	0	0	3	.195
FENNEL, Grant 1b	3	0	3	2	2	0	7	0	.328
GRANT, Chase lf	2	0	0	0	2	1	0	1	.043
McLAUGHLIN, Jaylon 2b	1	0	0	0	1	1	3	3	.158
SMITH, Keaton ph/2b	3	0	1	2	0	0	0	1	.305
VALENZUELA, Marco c	4	0	1	0	0	0	5	1	.237
FOSTER, Caleb c	1	0	0	0	0	0	0	1	.184
NOWACZEWSKI, Mark p	0	0	0	0	0	0	0	0	.-
HENDERSON, Cole p	0	0	0	0	0	0	0	0	.-
DICK, Austin p	0	0	0	0	0	0	0	0	.-
YOUNG, Matt p	0	0	0	0	0	0	0	0	.-
MATTSON, Luke p	0	0	0	0	0	0	0	0	.-
Totals	35	6	10	5	8	4	24	12	

Score by Innings	1	2	3	4	5	6	7	8	9	R	H	E
Nevada	0	1	0	0	0	1	0	0	4	6	10	1
San Jose State	5	0	0	0	2	0	0	0	X	7	9	2

E - McLAUGHLIN; BREEN, M.; MORRISON, K.. DP - SJSU 2. LOB - NV 12; SJSU 11. 2B - ECHAVIA, M.; FENNEL, G.; VEASEY, J.. HBP - BRIDGMAN, J.; BECK, J. 2. SH - GRANT, C.; STEFANKI, J.; MORRISON, K.. SF - TIMMONS, S.. SB - STRAHM, K.; STEFANKI, J. 2. CS - FENNEL, G.; PLESCHNER, A.

Nevada	ip	h	r	er	bb	so	ab	bf	np	era
NOWACZEWSKI, Mark	5.0	6	3	4	2	19	27	90	5.28	
HENDERSON, Cole	0.0	1	1	1	1	0	2	7	10.13	
DICK, Austin	0.1	1	0	0	0	1	2	9	2.31	
YOUNG, Matt	2.1	1	0	0	2	7	9	37	6.75	
MATTSON, Luke	0.1	0	0	0	1	0	2	11	18.00	

Win - BROWN, M. (2-2). Loss - NOWACZEWSKI (1-2). Save - TOVAR, H. (1). WP - NOWACZEWSKI; HENDERSON, C; KEUP, C.; GOLDBERG, J.. HBP - by NOWACZEWSKI (BECK, J.); by NOWACZEWSKI (BECK, J.); by BROWN, M. (BRIDGMAN, J.). Inherited runners/scored: HENDERSON, C 1/0; DICK, A. 3/2; YOUNG, M. 2/0; MATTSON, L. 2/0; KEUP, C. 3/1; GOLDBERG, J. 2/0; TOVAR, H. 2/1. Pitches/strikes: NOWACZEWSKI 90/55; HENDERSON, C 7/2; DICK, A. 9/6; YOUNG, M. 37/21; MATTSON, L. 11/4; BROWN, M. 86/49; KEUP, C. 33/18; GOLDBERG, J. 36/22; TOVAR, H. 6/3.

Umpires - HP: Wes Hamilton 1B: Tom Chandler 3B: Jason Rogers
Start: 4:00pm Time: 3:28 Attendance: 454
Weather: 67 degrees, cloudy
BROWN, M. faced 3 batters in the 6th.
NOWACZEWSKI faced 1 batter in the 6th.
HENDERSON, C faced 2 batters in the 6th.
KEUP, C. faced 2 batters in the 8th.
GOLDBERG, J. faced 5 batters in the 9th.

GAME 19

Pacific Baseball San Jose State at Pacific Mar 21, 2017 at Stockton, Calif. (Klein Family Field)

San Jose State 10 (9-10)

Player	ab	r	h	rbi
PLESCHNER, Aaron ss	5	0	1	0
STRAHM, Kellen cf	5	1	1	0
BLAKEMAN, Kyle rf	3	1	0	0
OLIVET, Corey pr/lf	1	1	0	0
TIMMONS, Shane dh	4	1	1	0
VEASEY, Jack 1b	3	1	1	1
BECK, Justin ph	1	0	0	0
MORRISON, Kyle 2b	3	2	2	2
KOGA, Cal c	3	2	2	0
MENDOZA, Johnny c	0	0	0	1
WILLIAMS, Chris ph	2	0	0	0
TIDWELL, Hunter lf/rf	3	1	1	2
BREEN, Michael 3b	4	0	2	3
ZANGER, Josh p	0	0	0	0
GOLDBERG, Josh p	0	0	0	0
ANDERSON, Eric p	0	0	0	0
GONZALEZ, Jakob p	0	0	0	0
CUNNINGHAM, Jackson	0	0	0	0
FRANCE, Jaiden p	0	0	0	0
TOVAR, Hilario p	0	0	0	0
WALLACE, Zach p	0	0	0	0
Totals	36	10	11	9

Score by Innings	1	2	3	4	5	6	7	8	9	R	H	E
San Jose State	6	0	1	0	0	0	0	0	10	11	1	1
Pacific	0	6	0	0	0	0	0	6	X	12	17	2

E - KOGA, C.; TARANTINO; SCHALCH. DP - SJSU 2; PACIFIC 1. LOB - SJSU 6; PACIFIC 5. 2B - BREEN, M.; MAYER; TARANTINO; SCHALCH. HBP - BLAKEMAN, K.; TIMMONS, S.; MORRISON, K.; MENDOZA, J.. SF - FREE. SB - BLAKEMAN, K.; VEASEY, J.; TARANTINO.
Strikeouts - STRAHM, K. 2; TIMMONS, S. 3; VEASEY, J.; KOGA, C.; WILLIAMS, C.; TIDWELL, H.; MAYER; ROBARDS 3; FREE; HALSTEAD 2; SCHALCH; SOBERANO. Walks - VEASEY, J.; MORRISON, K.; TIDWELL, H.; ROBARDS; SCHALCH; GLOVER.

San Jose State	ip	h	r	er	bb	so	wp	bk	hbp	lbf	sfa	sha	cia	ab	bf	fo	go	np
ZANGER, Josh	1.0	4	4	2	0	2	0	0	0	0	0	0	0	7	9	3	0	25
GOLDBERG, Josh	1.0	3	2	1	0	2	0	0	0	0	1	0	0	5	6	1	0	22
ANDERSON, Eric	3.0	3	0	0	0	3	1	0	0	0	0	0	0	11	11	2	3	40
GONZALEZ, Jakob	1.0	0	0	0	0	2	0	0	0	0	0	0	0	3	3	1	0	18
CUNNINGHAM, Jackson	1.0	0	0	0	0	2	0	0	0	0	0	0	0	3	3	1	0	15
FRANCE, Jaiden	0.0	3	4	4	1	0	0	0	0	0	0	0	0	3	4	0	0	12
TOVAR, Hilario 1-2	0.1	4	2	2	0	0	1	1	0	0	0	0	0	4	4	0	0	11
WALLACE, Zach	0.2	0	0	0	0	0	0	0	0	0	0	0	0	1	1	0	1	6
Pacific	ip	h	r	er	bb	so	wp	bk	hbp	lbf	sfa	sha	cia	ab	bf	fo	go	np
CASAD, Cooper	3.0	9	8	3	0	2	2	0	0	0	0	0	0	19	19	2	5	54
HADDAD, Miles	1.0	1	0	0	0	1	0	0	0	0	0	0	0	3	3	0	1	15
HANSEN, Bailey	1.0	0	0	0	0	2	0	0	0	0	0	0	0	3	3	0	1	16
GONZALEZ, Jordan	1.0	0	0	0	1	1	0	0	0	0	0	0	0	3	4	2	0	18
LACKEY, Shelby	0.0	0	1	1	0	0	2	0	1	0	0	0	0	1	0	0	0	3
O'BANNON, Ed	1.0	0	1	1	1	1	0	0	3	0	0	0	0	2	6	1	0	21
AROBIO, Vince W, 2-0	1.0	1	0	0	0	0	0	0	0	0	0	0	0	3	3	0	2	12
SCHALCH, Ryan S, 1	1.0	0	0	0	1	2	0	0	0	0	0	0	0	3	4	1	0	19

WP - ANDERSON, E.; TOVAR, H.; CASAD 2; LACKEY 2. HBP - by LACKEY (BLAKEMAN, K.); by O'BANNON (TIMMONS, S.). by O'BANNON (MORRISON, K.). by O'BANNON (MENDOZA, J.). BK - TOVAR, H..

GAME 18

The Automated ScoreBook Nevada at San Jose State Mar 19, 2017 at San Jose, Calif. (Municipal Stadium)

Nevada 5 (5-15,2-7)

Player	ab	r	h	rbi	bb	so	a	lob
McLAUGHLIN, Jaylon ss	5	0	0	0	0	2	5	0
FLORES, Tyler 3b	5	2	2	0	0	1	1	2
FENNEL, Grant 1b	5	1	1	1	0	2	13	0
ECHAVIA, Mike rf	5	1	1	1	0	0	3	0
SMITH, Keaton 2b	4	1	2	1	0	1	1	3
SPRAGUE, Jed dh	3	0	1	2	1	1	0	0
PEARCE, Jordan ph	0	0	0	0	1	0	0	0
STATUM, Otis cf	3	0	0	0	1	3	2	0
KRZMARZICK, Cole ph/cf	1	0	0	0	0	0	0	2
GRANT, Chase lf	2	0	0	0	1	1	0	0
VALENZUELA, Marco c	4	0	0	0	0	0	3	1
OHL, Riley p	0	0	0	0	0	0	0	1
FORD, Grant p	0	0	0	0	0	0	0	0
PENNINGTON, Ty p	0	0	0	0	0	0	0	0
McMAHAN, Evan p	0	0	0	0	0	0	0	0
Totals	37	5	7	5	4	11	29	13

Score by Innings	1	2	3	4	5	6	7	8	9	10	R	H	E
Nevada	0	0	3	0	1	0	0	0	0	1	5	7	3
San Jose State	0	3	0	0	0	0	0	1	0	2	6	12	3

Note: 2 outs, 2 runners LOB when the game ended.

E - OHL, R. 2; McMAHAN, E.; TIMMONS, S.; BECK, J.; MORRISON, K.. DP - NV 1; SJSU 2. LOB - NV 8; SJSU 12. 2B - FLORES, T.; SMITH, K. 2; PLESCHNER, A. HR - NASHED, J.; WILLIAMS, C.; HBP - GRANT, C.; PLESCHNER, A.; STRAHM, K.; BECK, J.; NASHED, J.. SH - SMITH, K.; BREEN, M.; MORRISON, K.; BLAKEMAN, K.. SB - STATUM, O.. CS - STEFANKI, J..

Nevada	ip	h	r	er	bb	so	ab	bf	np
OHL, Riley	3.2	7	3	2	0	2	17	22	77
FORD, Grant	4.1	3	1	1	1	15	16	50	
PENNINGTON, Ty	1.0	0	0	0	1	0	2	3	15
McMAHAN, Evan	0.2	2	2	1	1	0	3	6	17

Win - TOVAR, H. (1-1). Loss - McMAHAN, E. (1-4). Save - None.
WP - OHL, R.; McMAHAN, E.. HBP - by OHL, R. (STRAHM, K.); by OHL, R. (BECK, J.); by OHL, R. (NASHED, J.); by GOMEZ, G. (GRANT, C.); by OHL, R. (PLESCHNER, A.). BK - OHL, R.. Inherited runners/scored: FORD, G. 3/0; CUNNINGHAM, J. 1/1; TANNER, Z. 1/0; TOVAR, H. 1/1. Pitches/strikes: OHL, R. 77/52; FORD, G. 50/28; PENNINGTON 15/6; McMAHAN, E. 17/9; GOMEZ, G. 88/55; CUNNINGHAM, J. 15/9; WALLACE, Z. 9/5; TANNER, Z. 40/30; TOVAR, H. 21/10.

Umpires - HP: Tom Chandler 1B: Jason Rogers 3B: West Hamilton
Start: 1:00pm Time: 4:02 Attendance: 499
Weather: 66 degrees, overcast

GAME 20

The Automated ScoreBook San Jose State at Hawai'i Mar 23, 2017 at Honolulu, O'ahu (Les Murakami Stadium)

San Jose State 2 (9-11)

Player	ab	r	h	rbi	bb	so	a	lob
OLIVET, Corey lf	3	0	0	1	0	1	2	0
STRAHM, Kellen cf	4	0	0	0	2	3	0	1
WILLIAMS, Chris rf	4	0	2	0	0	1	1	0
STEFANKI, Joseph c	4	0	0	0	1	6	1	0
BECK, Justin 2b	4	0	0	0	0	2	2	1
PLESCHNER, Aaron ss	4	1	3	0	0	0	4	2
TIMMONS, Shane 1b	4	1	2	0	0	1	6	1
CAMPBELL, David 3b	3	0	2	1	0	0	0	3
NASHED, Josh dh	3	0	2	0	0	1	0	0
SWIECH, Jake p	0	0	0	0	0	0	0	0
GOLDBERG, Josh p	0	0	0	0	0	0	0	0
WALLACE, Zach p	0	0	0	0	0	0	0	0
TANNER, Zach p	0	0	0	0	0	0	0	0
GONZALEZ, Jakob p	0	0	0	0	0	0	0	0
Totals	33	2	11	2	0	7	24	9

Score by Innings	1	2	3	4	5	6	7	8	9	R	H	E
San Jose State	0	0	1	0	0	0	1	0	0	2	11	1
Hawai'i	1	1	0	1	0	0	3	0	X	6	7	1

E - STEFANKI, J.(1); Weeks, J.(3). DP - UH 2. LOB - SJSU 6; UH 11. 2B - Fogel, A.(6); Rojas, J.(7); Fitchett, A.(5). HBP - Vchulek, D.; Fogel, A.. SH - OLIVET, C.(1); CAMPBELL, D.(1). SB - Vchulek, D.(8). CS - PLESCHNER, A.(4); Fogel, A.(1).

San Jose State	ip	h	r	er	bb	so	ab	bf	np
SWIECH, Jake	3.2	4	3	3	4	3	15	20	83
GOLDBERG, Josh	2.1	1	1	1	3	1	7	10	38
WALLACE, Zach	0.1	0	0	0	0	0	1	1	4
TANNER, Zach	0.0	2	2	0	0	2	3	6	
GONZALEZ, Jakob	1.2	0	0	0	2	1	5	7	26

Win - Hornung, B. (2-2). Loss - SWIECH, J. (1-2). Save - None.
WP - GONZALEZ, J.(1). HBP - by SWIECH, J. (Vchulek, D.); by TANNER, Z. (Fogel, A.). Inherited runners/scored: GOLDBERG, J. 3/1; WALLACE, Z. 1/0; TANNER, Z. 1/1; GONZALEZ, J. 1/0. Pitches/strikes: SWIECH, J. 83/47; GOLDBERG, J. 38/20; WALLACE, Z. 4/3; TANNER, Z. 6/3; GONZALEZ, J. 26/15; Hornung, B. 88/66.

Umpires - HP: Mike Jarboe 1B: Mark Roberts 3B: Brian Marine
Start: 6:37 PM Time: 3:02 Attendance: 2897
Weather: 77 Deg, 71% Humidity, 3-5 ENE
GOLDBERG, J. faced 1 batter in the 7th.
TANNER, Z. faced 3 batters in the 7th.



2017 SAN JOSÉ STATE BASEBALL GAME NOTES



GAME 21

The Automated ScoreBook San Jose State at Hawai'i Mar 24, 2017 at Honolulu, O'ahu (Les Murakami Stadium)

San Jose State 7 (9-12)

Player	ab	r	h	rbi	bb	so	po	a	lob
MORRISON, Kyle 2b	4	2	2	1	0	3	4	1	
PLESCHNER, Aaron ss	5	2	2	1	0	0	0	3	2
WILLIAMS, Chris rf	4	0	0	0	0	1	2	0	0
STEFANKI, Joseph dh	4	1	1	0	0	1	0	0	0
BLAKEMAN, Kyle lf	4	0	2	3	0	1	0	0	0
OLIVET, Corey pr/lf	1	0	1	0	0	0	0	0	0
CAMPBELL, David 3b	3	1	2	1	1	0	1	2	0
TIMMONS, Shane 1b	3	0	0	0	0	1	11	0	4
STRAHM, Kellen cf	2	1	1	0	1	1	4	0	0
KOGA, Cal c	1	0	0	0	0	2	1	0	0
BREEN, Michael ph	1	0	0	1	0	0	0	0	0
VEASEY, Jack c	1	0	0	0	1	1	0	0	0
KEUP, Cameron p	0	0	0	0	0	0	0	0	0
POLON, Jeremy p	0	0	0	0	0	0	0	0	0
FRANCE, Jaiden p	0	0	0	0	0	0	0	0	0
CUNNINGHAM, Jackson p	0	0	0	0	0	0	0	0	0
BALFOUR, Joseph p	0	0	0	0	0	0	0	0	0
Totals	33	7	11	7	3	6	24	10	8

Score by Innings	1	2	3	4	5	6	7	8	9	R	H	E
San Jose State	2	2	1	0	0	1	1	0	0	7	11	0
Hawai'i	3	0	0	4	1	0	0	X		8	14	2

E - Weeks, J.(4); Demeter, D.(7). DP - SJSU 1. LOB - SJSU 8; Hawai'i 11. 2B - MORRISON, K.(1); CAMPBELL, D.(2); Fogel, A.(7); Lopez, E. 2(3); Demeter, D.(3). 3B - STEFANKI, J.(2); Rojas, J.(2). HBP - STEFANKI, J.; TIMMONS, S.; Vchulek, D.; Rojas, J. 2; Fogel, A.. SH - WILLIAMS, C.(2); STRAHM, K.(1); KOGA, C.(1). SF - CAMPBELL, D.(1); Fogel, A.(2). SB - MORRISON, K.(3); Rojas, J.(1); Fogel, A.(1). CS - PLESCHNER, A.(5).

San Jose State	ip	h	r	er	bb	so	ab	bf	np
KEUP, Cameron	3.2	10	7	7	0	3	20	21	63
POLON, Jeremy	0.0	0	0	0	0	0	0	1	6
FRANCE, Jaiden	1.0	3	1	0	0	6	7	22	
CUNNINGHAM, Jackson	3.0	0	0	0	1	0	8	11	36
BALFOUR, Joseph	0.1	1	0	0	1	1	2	3	13

Win - Ashworth, C. (1-0). Loss - KEUP, C. (1-3). Save - Richardson,M (1).
WP - FRANCE, J.(3). HBP - by Uskali, N. (STEFANKI, J.); by POLON, J. (Rojas, J.); by FRANCE, J. (Vchulek, D.); by Ashworth, C. (TIMMONS, S.); by CUNNINGHAM,J (Fogel, A.); by CUNNINGHAM,J (Rojas, J.). Inherited runners/scored: POLON, J. 2/0; FRANCE, J. 3/2; CUNNINGHAM,J 2/0; BALFOUR, J. 1/0; Ashworth, C. 2/0; Richardson,M 2/0.
Pitches/strikes: KEUP, C. 63/42; POLON, J. 6/2; FRANCE, J. 22/12; CUNNINGHAM,J 36/23; BALFOUR, J. 13/7; Uskali, N. 66/40; Ashworth, C. 49/29; Richardson,M 40/24.

Umpires - HP: Mark Roberts 1B: Brian Marine 3B: Mike Jarboe
Start: 6:37 PM Time: 3:35 Attendance: 2963
Weather: 78 Deg, 72% Humidity, 1-3 NE
POLON, J. faced 1 batter in the 4th.

GAME 23

The Automated ScoreBook San Jose State at Hawai'i Mar 26, 2017 at Honolulu, O'ahu (Les Murakami Stadium)

San Jose State 1 (9-14)

Player	ab	r	h	rbi	bb	so	po	a	lob
MORRISON, Kyle 2b	3	0	0	0	1	1	2	2	
PLESCHNER, Aaron ss	3	0	0	0	1	1	0	4	0
WILLIAMS, Chris rf	3	0	1	0	0	1	2	0	0
STEFANKI, Joseph lf	3	1	1	0	1	0	1	0	0
BLAKEMAN, Kyle lf	0	0	0	0	0	0	0	0	0
CAMPBELL, David 3b	3	0	0	0	1	0	1	4	3
NASHED, Josh dh	3	0	0	0	0	0	0	0	0
BREEN, Michael dh	1	0	0	0	0	0	0	0	0
TIMMONS, Shane 1b	4	0	1	1	0	0	11	1	0
VEASEY, Jack c	1	0	0	0	0	3	0	0	0
KOGA, Cal c	1	0	0	0	0	1	0	0	0
STRAHM, Kellen cf	3	0	2	0	0	2	0	0	0
GOMEZ, Graham p	0	0	0	0	0	0	1	0	0
GOLDBERG, Josh p	0	0	0	0	0	1	1	0	0
GONZALEZ, Jakob p	0	0	0	0	0	0	0	0	0
FRANCE, Jaiden p	0	0	0	0	0	0	0	0	0
ZANGER, Josh p	0	0	0	0	0	0	0	0	0
BALFOUR, Joseph p	0	0	0	0	0	0	0	0	0
TANNER, Zach p	0	0	0	0	0	0	0	0	0
POLON, Jeremy p	0	0	0	0	0	0	0	0	0
CUNNINGHAM, Jackson p	0	0	0	0	0	1	0	0	0
Totals	28	1	5	1	4	3	24	13	6

Score by Innings	1	2	3	4	5	6	7	8	9	R	H	E
San Jose State	0	0	0	0	0	1	0	0	0	1	5	0
Hawai'i	0	3	1	1	0	0	0	3	X	14	13	0

DP - Hawai'i 2. LOB - SJSU 6; Hawai'i 6. 2B - Rios, K.(6); Fitchett, A.(6); Doi, M.(2); LaFave, J.(1). HR - Fogel, A.(1). HBP - WILLIAMS, C.; VEASEY, J.; Vchulek, D.; LaFave, J. SB - Fogel, A.(2).

San Jose State	ip	h	r	er	bb	so	ab	bf	np
GOMEZ, Graham	2.1	5	4	1	1	12	13	51	
GOLDBERG, Josh	1.2	2	1	1	0	1	6	24	
GONZALEZ, Jakob	1.0	1	0	0	1	1	4	5	27
FRANCE, Jaiden	0.0	0	2	2	0	0	2	9	
ZANGER, Josh	0.1	0	0	0	0	1	1	2	
BALFOUR, Joseph	0.0	3	4	4	0	3	4	17	
TANNER, Zach	1.2	0	0	0	0	5	6	16	
POLON, Jeremy	0.1	3	2	1	2	4	22		
CUNNINGHAM, Jackson	0.2	1	0	0	0	3	3	7	

Win - Rees, J. (3-0). Loss - GOMEZ, G. (0-1). Save - None.
WP - GOLDBERG, J.(3); BALFOUR, J.(2). HBP - by Rees, J. (WILLIAMS, C.); by Rees, J. (VEASEY, J.); by BALFOUR, J. (Vchulek, D.); by TANNER, Z. (LaFave, J.). Inherited runners/scored: GOLDBERG, J. 1/0; ZANGER, J. 2/0; BALFOUR, J. 2/2; CUNNINGHAM, J. 1/1. Pitches/strikes: GOMEZ, G. 51/31; GOLDBERG, J. 24/15; GONZALEZ, J. 27/16; FRANCE, J. 9/1; ZANGER, J. 2/1; BALFOUR, J. 17/13; TANNER, Z. 16/12; POLON, J. 22/8; CUNNINGHAM, J. 7/7; Rees, J. 83/48; Hagel-Pitt,B 11/8.

Umpires - HP: Mike Jarboe 1B: Mark Roberts 3B: Brian Marine
Start: 1:07 PM Time: 3:02 Attendance: 2751
Weather: 85 Deg, Clear, Gusty 20 ENE
FRANCE, J. faced 2 batters in the 6th.
BALFOUR, J. faced 4 batters in the 6th.

GAME 22

The Automated ScoreBook San Jose State at Hawai'i Mar 25, 2017 at Honolulu, O'ahu (Les Murakami Stadium)

San Jose State 4 (9-13)

Player	ab	r	h	rbi	bb	so	po	a	lob
MORRISON, Kyle lf	4	0	0	0	0	0	2	0	1
PLESCHNER, Aaron ss	4	2	2	0	0	0	0	4	0
WILLIAMS, Chris rf	3	1	1	0	0	1	3	0	0
STEFANKI, Joseph c	4	0	0	0	0	1	4	0	0
CAMPBELL, David 3b	4	1	1	0	0	1	3	2	0
NASHED, Josh dh	4	0	2	1	0	0	0	0	1
KOGA, Cal pr	0	0	0	0	0	0	0	0	0
BECK, Justin 2b	4	0	1	1	0	1	0	3	0
GOMEZ, Graham pr	0	0	0	0	0	0	0	0	0
TIMMONS, Shane 1b	4	0	2	0	0	0	10	2	1
STRAHM, Kellen cf	3	0	0	0	0	2	0	0	0
BLAKEMAN, Kyle ph	1	0	0	0	0	0	0	2	
BROWN, Matt p	0	0	0	0	0	0	2	1	0
TANNER, Zach p	0	0	0	0	0	0	0	0	0
WALLACE, Zach p	0	0	0	0	0	0	0	0	0
TOVAR, Hilario p	0	0	0	0	0	0	0	0	0
Totals	35	4	9	3	0	6	24	12	5

Score by Innings	1	2	3	4	5	6	7	8	9	R	H	E
San Jose State	0	0	0	1	0	1	0	0	2	4	9	1
Hawai'i	1	0	0	0	1	3	0	X		5	4	1

E - BROWN, M.(4); Rojas, J.(6). DP - Hawai'i 1. LOB - SJSU 5; Hawai'i 7. 2B - PLESCHNER, A.(3); Vchulek, D.(4).
HBP - Rios, K.. SH - WILLIAMS, C.(3); Demeter, D.(5). SF - Fogel, A.(3).

San Jose State	ip	h	r	er	bb	so	ab	bf	np
BROWN, Matt	6.0	3	5	4	6	3	21	29	108
TANNER, Zach	0.0	1	0	0	0	0	1	1	2
WALLACE, Zach	0.1	0	0	0	0	1	1	2	
TOVAR, Hilario	1.2	0	0	0	0	4	5	16	

Win - DeMiero, D. (4-1). Loss - BROWN, M. (2-3). Save - Thomas, D. (2).
WP - BROWN, M. 2(4); DeMiero, D.(3). HBP - by BROWN, M. (Rios, K.). Inherited runners/scored: TANNER, Z. 3/1; WALLACE, Z. 3/0; TOVAR, H. 3/1; Thomas, D. 2/0. Pitches/strikes: BROWN, M. 108/62; TANNER, Z. 2/2; WALLACE, Z. 2/2; TOVAR, H. 16/7; DeMiero, D. 109/82; Ryan, C. 20/15; Thomas, D. 4/3.

Umpires - HP: Brian Marine 1B: Mike Jarboe 3B: Mark Roberts
Start: 6:37 PM Time: 2:58 Attendance: 3697
Weather: 76 Deg, Clear, 1-12 NE
BROWN, M. faced 4 batters in the 7th.
TANNER, Z. faced 1 batter in the 7th.

GAME 24

The Automated ScoreBook Santa Clara at San Jose State Mar 29, 2017 at San Jose, Calif. (Municipal Stadium)

Santa Clara 2 (5-19)

Player	ab	r	h	rbi	bb	so	po	a	lob	avg
CRESTO, John 3b	4	0	0	0	0	2	1	2	2	.308
NNEBE, Andre cf	4	0	0	0	0	2	2	0	0	.319
BRODT, Jake 1b	4	0	2	0	0	0	7	1	0	.340
MCCARTHY, Ryan dh	4	1	2	0	0	0	0	0	0	.400
MEDITZ, Tyler lf	4	1	1	2	0	1	2	0	0	.226
WALSH, Zach 2b	4	0	1	0	0	1	2	3	2	.167
MACNICHOLS, Jake c	3	0	1	0	0	2	7	3	0	.147
FISHER, Austin ss	3	0	1	0	0	0	1	1	0	.135
NEFLAN, Grant rf	2	0	0	0	0	1	1	0	0	.157
HOLM, Niko ph	1	0	1	0	0	0	0	0	0	.254
GEREMIA, Anthony pr	0	0	0	0	0	0	1	0	0	.500
SPAGNUOLO, Bryson p	0	0	0	0	0	0	0	0	0	-
NECHAK, Grant p	0	0	0	0	0	0	0	0	0	-
BARDEN, Alex p	0	0	0	0	0	0	0	1	0	-
WALDSMITH, Alex p	0	0	0	0	0	0	0	0	0	-
GENOVA, Luke p	0	0	0	0	0	0	0	0	0	-
MARTIN-RESNICK, Luke p	0	0	0	0	0	0	0	0	0	-
Totals	33	2	9	2	0	9	24	11	4	

Score by Innings	1	2	3	4	5	6	7	8	9	R	H	E
Santa Clara	0	0	0	0	0	0	0	2	0	2	9	0
San Jose State	3	0	0	0	0	0	1	0	X	4	7	0

LOB - SCU 4; SJSU 12. 2B - BRODT(9); MCCARTHY(4); WALSH(4); STEFANKI, J.(4); CAMPBELL, D.(3). HR - MEDITZ(3).
HBP - STRAHM, K.. SB - STRAHM, K.(7). CS - MACNICHOLS(1); HAYDEN, M.(1).

Santa Clara	ip	h	r	er	bb	so	ab	bf	np	era
SPAGNUOLO, Bryson	1.0	2	3	3	5	0	5	10	39	12.66
NECHAK, Grant	3.0	1	0	0	0	4	10	10	40	5.81
BARDEN, Alex	2.2	3	1	1	2	10	12	49	5.73	
WALDSMITH, Alex	0.1	1	0	0	0	0	2	7	4.05	
GENOVA, Luke	0.2	0	0	0	3	1	1	5	24	5.00
MARTIN-RESNICK, Luke	0.1	0	0	0	0	0	1	1	1	10.03

San Jose State	ip	h	r	er	bb	so	ab	bf	np	era
FRANCE, Zach	3.0	3	0	0	0	2	10	10	41	0.00
WALLACE, Jaiden	4.0	2	0	0	0	6	14	14	60	8.36
TOVAR, Hilario	1.0	1	0	0	0	1	4	4	11	3.48
BALFOUR, Joseph	1.0	3	2	2	0	0	5	5	18	5.25

Win - WALLACE, Z. (1-0). Loss - SPAGNUOLO (1-3). Save - None.
WP - TOVAR, H.(2). HBP - by GENOVA (STRAHM, K.). Inherited runners/scored: NECHAK 1/0; WALDSMITH 1/0; RESNICK 3/0.
Pitches/strikes: SPAGNUOLO 39/15; NECHAK 40/30; BARDEN 49/28; WALDSMITH 7/3; GENOVA 24/10; RESNICK 1/1; WALLACE, Z. 41/26; FRANCE, J. 60/33; TOVAR, H. 11/7; BALFOUR, J. 18/12.

Umpires - HP: Mark Beller 1B: Josh Gottlieb 3B: Tom Galdos
Start: 7:02pm Time: 2:54 Attendance: 338
Weather: 64 degrees



2017 SAN JOSÉ STATE BASEBALL GAME NOTES



GAME 25

The Automated ScoreBook San Jose State at San Diego State Mar 31, 2017 at San Diego, Calif. (Tony Gwynn Stadium)

San Jose State 4 (10-15,5-5 MW)

Player	ab	r	h	rbi	bb	so	po	a	lob
STRAHM, Kellen cf	4	2	2	0	0	0	0	0	0
PLESCHNER, Aaron ss	2	1	1	0	1	1	2	0	0
WILLIAMS, Chris rf	3	0	3	1	0	0	1	0	0
STEFANKI, Joseph c	2	0	2	0	1	0	4	1	0
CAMPBELL, David 3b	4	1	0	1	0	1	2	3	1
TIMMONS, Shane 1b	4	0	1	0	0	2	12	0	3
MORRISON, Kyle 2b	4	0	1	0	0	2	5	1	0
NASHED, Josh dh	4	0	1	0	0	0	0	0	0
BLAKEMAN, Kyle lf	4	0	0	0	0	2	2	0	0
SWIECH, Jake p	0	0	0	0	0	0	0	1	0
TANNER, Zach p	0	0	0	0	0	0	0	0	0
GOLDBERG, Josh p	0	0	0	0	0	0	0	0	0
Totals	31	4	11	2	2	6	24	12	5

San Diego State 5 (17-9,7-3 MW)

Player	ab	r	h	rbi	bb	so	po	a	lob
TREJO 2b	3	0	1	1	0	0	2	2	0
BROWN,A. 3b	4	1	1	1	0	0	2	2	0
SHEEHAN ss	3	0	1	0	1	0	2	5	1
VERDON 1b	4	0	1	1	0	0	11	2	1
ADKISON lf	3	0	1	0	1	0	2	0	1
MARTINEZ dh	2	0	0	0	0	0	0	0	0
WYLLIE ph/dh	2	0	0	0	2	0	0	0	1
HENSLEY rf	2	0	0	0	0	1	0	0	0
ESCOBEDO ph/cf	1	0	0	0	0	1	0	0	0
NEVAREZ c	3	1	2	1	0	1	3	1	0
CHAPMAN pr	0	1	0	0	0	0	0	0	0
ORR c	0	0	0	0	0	0	3	1	0
CALABUIG cf/ff	2	2	1	1	0	0	0	0	0
SEEBURGER p	0	0	0	0	0	0	1	3	0
ERICKSON p	0	0	0	0	0	0	0	0	0
SAYLOR p	0	0	0	0	0	0	0	0	0
Totals	29	5	8	5	3	4	27	16	4

Score by Innings	1	2	3	4	5	6	7	8	9	R	H	E
San Jose State	1	0	0	0	0	3	0	0	0	4	11	0
San Diego State	0	0	3	0	0	0	2	0	X	5	8	2

E - TREJO(3); NEVAREZ(3). DP - SJSU 2; SDSU 2. LOB - SJSU 5; SDSU 4. 2B - TIMMONS, S.(2); SHEEHAN(7); NEVAREZ(3). HR - NEVAREZ(3). HBP - TREJO. SH - PLESCHNER, A(2); WILLIAMS, C.(4); STEFANKI, J.(3). SB - STRAHM, K.(8); STEFANKI, J.(4); CAMPBELL, D.(3); TREJO(6); BROWN,A.(5); CALABUIG(1). CS - WILLIAMS, C. 2(3); MORRISON, K.(1); ADKISON(1).

San Jose State	ip	h	r	er	bb	so	ab	bf	np
SWIECH, Jake	6.1	7	5	5	2	3	25	28	90
TANNER, Zach	0.2	1	0	0	0	2	2	8	8
GOLDBERG, Josh	1.0	0	0	0	1	1	2	3	7

San Diego State	ip	h	r	er	bb	so	ab	bf	np
SEEBURGER	7.0	9	4	2	2	3	24	28	76
ERICKSON	0.2	2	0	0	0	1	3	4	14
SAYLOR	1.1	0	0	0	0	2	4	4	9

Win - SEEBURGER (5-1). Loss - SWIECH, J. (1-3). Save - SAYLOR (6).
HBP - by SWIECH, J. (TREJO). Inherited runners/scored: TANNER, Z. 1/0; GOLDBERG, J. 1/0; SAYLOR 2/0.
Pitches/strikes: SWIECH, J. 90/55; TANNER, Z. 8/5; GOLDBERG, J. 7/5; SEEBURGER 76/53; ERICKSON 14/11; SAYLOR 9/6.

Umpires - HP: Dom Giarratano 1B: Chuck Stewart 3B: Doug Weiss
Start: 6:05 pm Time: 2:58 Attendance: 244
Weather: 66, wind sw 8, clear, mild
TANNER, Z. faced 1 batter in the 8th.

GAME 26

The Automated ScoreBook San Jose State at San Diego State Apr 01, 2017 at San Diego, Calif. (Tony Gwynn Stadium)

San Jose State 3 (10-16,5-6 MW)

Player	ab	r	h	rbi	bb	so	po	a	lob
STRAHM, Kellen cf	4	0	0	0	0	2	0	0	0
OLIVET, Corey ph	1	0	0	0	0	0	0	0	0
PLESCHNER, Aaron ss	5	0	1	0	0	0	2	0	0
WILLIAMS, Chris rf	4	0	2	0	0	6	0	1	0
STEFANKI, Joseph c	4	1	1	0	0	7	0	2	0
CAMPBELL, David 3b	4	2	2	1	0	0	2	0	0
TIMMONS, Shane 1b	2	0	1	1	1	0	8	0	0
MORRISON, Kyle 2b	2	0	1	0	0	1	1	0	0
BECK, Justin ph/2b	1	0	1	0	0	0	0	0	0
NASHED, Josh dh	3	0	1	0	1	0	0	2	0
VEASEY, Jack ph	1	0	0	0	0	0	0	1	0
BLAKEMAN, Kyle lf	2	0	0	0	0	1	0	0	2
BREEN, Michael ph/lf	2	0	0	0	0	0	0	0	0
BROWN, Matt p	0	0	0	0	0	0	2	0	0
KEUP, Cameron p	0	0	0	0	0	0	1	0	0
CUNNINGHAM, Jackson p	0	0	0	0	0	0	0	0	0
ANDERSON, Eric p	0	0	0	0	0	0	0	0	0
GONZALEZ, Jakob p	0	0	0	0	0	0	0	0	0
Totals	35	3	9	3	1	2	24	8	8

San Diego State 7 (18-9,8-3 MW)

Player	ab	r	h	rbi	bb	so	po	a	lob
TREJO 2b	4	2	1	0	1	2	2	3	2
BROWN,A. 3b	5	2	2	1	0	0	0	2	0
SHEEHAN ss	2	1	1	3	1	1	1	6	0
VERDON 1b	3	0	2	2	1	0	15	0	1
ADKISON lf	4	0	0	0	1	2	0	0	4
NEVAREZ dh	4	0	0	0	0	1	0	0	0
CALABUIG rf	2	1	1	0	1	0	3	0	0
ORR c	3	1	1	0	0	1	2	0	0
ESCOBEDO cf	2	0	0	0	1	0	4	0	3
PURPURA p	0	0	0	0	0	0	0	4	0
Totals	29	7	8	6	6	7	27	15	10

Score by Innings	1	2	3	4	5	6	7	8	9	R	H	E
San Jose State	0	1	0	1	0	0	0	1	0	3	9	2
San Diego State	0	0	0	5	0	2	0	0	X	7	8	2

E - CAMPBELL, D.(2); MORRISON, K.(7); SHEEHAN(5); ESCOBEDO(1). LOB - SJSU 8; SDSU 10. 2B - WILLIAMS, C.(7); ORR(2). 3B - CAMPBELL, D.(1). HBP - SHEEHAN; CALABUIG; ORR. SH - MORRISON, K.(5); ESCOBEDO(2). SF - TIMMONS, S.(3); SHEEHAN(4); VERDON(5). SB - BROWN,A.(6); SHEEHAN(4); ADKISON(2); CALABUIG(2).

San Jose State	ip	h	r	er	bb	so	ab	bf	np
BROWN, Matt	4.0	4	5	4	4	3	15	23	91
KEUP, Cameron	1.0	3	2	2	0	0	6	6	24
CUNNINGHAM, Jackson	1.2	1	0	0	0	1	4	6	12
ANDERSON, Eric	0.0	0	0	0	1	0	0	1	6
GONZALEZ, Jakob	1.1	0	0	0	1	3	4	5	19

San Diego State	ip	h	r	er	bb	so	ab	bf	np
PURPURA	9.0	9	3	1	1	2	35	38	100

Win - PURPURA (5-0). Loss - BROWN, M. (2-4). Save - None.
WP - BROWN, M.(5). HBP - by BROWN, M. (SHEEHAN); by BROWN, M. (CALABUIG); by BROWN, M. (ORR). Inherited runners/scored: CUNNINGHAM,J 2/2; ANDERSON, E. 1/0; GONZALEZ, J. 2/0. Pitches/strikes: BROWN, M. 91/50; KEUP, C. 24/14; CUNNINGHAM,J 12/10; ANDERSON, E. 6/2; GONZALEZ, J. 19/13; PURPURA 100/69.

Umpires - HP: Chuck Stewart 1B: Doug Weiss 3B: Dom Giarratano
Start: 2:05 pm Time: 2:43 Attendance: 296
Weather: 70, wind8w, sunny, clear
KEUP, C. faced 2 batters in the 6th.
ANDERSON, E. faced 1 batter in the 7th.

GAME 27

The Automated ScoreBook San Jose State at San Diego State Apr 02, 2017 at San Diego, Calif. (Tony Gwynn Stadium)

San Jose State 1 (10-17,5-7 MW)

Player	ab	r	h	rbi	bb	so	po	a	lob
STRAHM, Kellen cf	4	0	1	0	0	1	4	0	1
PLESCHNER, Aaron ss	4	0	0	0	0	2	0	0	0
STEFANKI, Joseph lf	4	0	1	0	0	0	5	1	0
WILLIAMS, Chris rf	4	0	1	0	0	0	2	0	1
TIMMONS, Shane 1b	3	1	2	0	1	0	6	1	0
CAMPBELL, David 3b	2	0	0	0	1	1	1	3	1
NASHED, Josh dh	4	0	1	0	0	0	0	0	0
BECK, Justin 2b	2	0	1	1	0	1	1	0	1
MORRISON, Kyle ph/2b	0	0	0	0	0	0	0	0	0
VEASEY, Jack c	3	0	0	0	0	0	3	1	2
BALFOUR, Joseph p	0	0	0	0	0	0	0	1	0
WALLACE, Zach p	0	0	0	0	0	0	0	0	0
GOLDBERG, Josh p	0	0	0	0	0	0	0	0	0
TANNER, Zach p	0	0	0	0	0	0	0	0	0
TOVAR, Hilario p	0	0	0	0	0	0	0	0	0
GOMEZ, Graham p	0	0	0	0	0	0	0	0	0
Totals	30	1	7	1	2	3	24	7	6

San Diego State 5 (19-9,9-3 MW)

Player	ab	r	h	rbi	bb	so	po	a	lob
TREJO 2b/p	4	1	0	0	0	0	1	3	1
BROWN,A. 3b	4	0	1	3	0	0	0	5	0
SHEEHAN ss	4	0	1	0	0	0	0	2	5
VERDON 1b	4	1	1	0	0	0	15	0	1
ADKISON lf	4	0	1	0	0	1	2	0	0
MARTINEZ dh	2	0	1	0	0	1	1	0	0
CHAPMAN pr	0	1	0	0	0	0	0	0	0
MAEKAWA 2b	1	0	0	0	0	1	1	2	0
CALABUIG cf	3	0	2	1	0	0	1	0	0
HENSLEY rf	2	1	1	0	1	0	2	0	0
STRATTON c	1	0	0	0	0	0	2	1	2
NEVAREZ ph/c	1	1	1	0	1	0	1	0	0
THOMPSON p	0	0	0	0	0	0	0	1	0
ERICKSON p	0	0	0	0	0	0	0	0	0
Totals	30	5	9	4	3	3	27	17	5

Score by Innings	1	2	3	4	5	6	7	8	9	R	H	E
San Jose State	0	1	0	0	0	0	0	0	0	1	7	0
San Diego State	0	0	0	0	0	0	4	1	X	5	9	1

E - BROWN,A.(5). DP - SJSU 2; SDSU 4. LOB - SJSU 6; SDSU 5. 2B - TIMMONS, S.(3); BROWN,A.(7); ADKISON(7); MARTINEZ(5); CALABUIG(6); HENSLEY(8). 3B - VERDON(4). HBP - CAMPBELL, D.. SH - MORRISON, K.(6); CALABUIG(2). SB - STRAHM, K.(9).

San Jose State	ip	h	r	er	bb	so	ab	bf	np
BALFOUR, Joseph	4.0	2	0	0	2	1	12	15	53
WALLACE, Zach	0.1	2	0	0	0	0	3	3	10
GOLDBERG, Josh	2.0	2	2	2	0	0	7	7	23
TANNER, Zach	0.1	1	2	2	1	0	2	3	7
TOVAR, Hilario	1.0	2	1	1	0	2	5	31	31
GOMEZ, Graham	0.1	0	0	0	0	0	1	1	4

San Diego State	ip	h	r	er	bb	so	ab	bf	np
THOMPSON	5.1	5	1	0	2	2	20	23	82
ERICKSON	1.2	1	0	0	0	0	4	5	12
TREJO	2.0	1	0	0	0	1	6	6	30

Win - ERICKSON (4-1). Loss - GOLDBERG, J. (2-1). Save - TREJO (1).
WP - GOMEZ, G.(4). HBP - by THOMPSON (CAMPBELL, D.). Inherited runners/scored: GOLDBERG, J. 2/0; TANNER, Z. 1/0; TOVAR, H. 3/3; GOMEZ, G. 1/1; ERICKSON 2/0. Pitches/strikes: BALFOUR, J. 53/33; WALLACE, Z. 10/6; GOLDBERG, J. 23/14; TANNER, Z. 7/3; TOVAR, H. 31/23; GOMEZ, G. 4/2; THOMPSON 82/44; ERICKSON 12/9; TREJO 30/20.

Umpires - HP: Doug Weiss 1B: Dom Giarratano 3B: Chuck Stewart
Start: 1:04 pm Time: 2:46 Attendance: 206
Weather: 76, wind sw6, clear

GAME 28



2017 SAN JOSÉ STATE BASEBALL GAME NOTES



#1 MICHAEL BREEN • INF • SR • SAN BENITO HS

6-0 | 200 | R/R | HOLLISTER, CALIF.



SEASON/CAREER GAME HIGHS

Category	Season	Career
At-Bats	4 (2x last 3/21/17)	6 (4/24/16)
Runs	--	2 (2x last 4/23/16)
Hits	2 (3/21/17)	3 (4x last 5/3/16)
RBI	3 (3/21/17)	3 (3/21/17)
Doubles	1 (3/21/17)	1 (8x last 3/21/16)
Triples	--	--
Home Runs	--	--
Stolen Bases	--	2 (5/4/16)
Hit Streak	1 (3x last 3/21/17)	11 (3/12 - 4/8/16)

NOTES

- In his fourth season with the Spartans.
- In 2017, has started at 2B, 3B and DH.
- 2015 and 2016 Academic All-Mountain West honoree.
- Versatile infielder that has started games at second, third and shortstop in his Spartan career.
- Fourth on the team with 46 hits in 2016.
- Second on the team with five stolen bases in 2016.
- Recorded 10 multi-hit games, including 7 two-hit games and 3 three-hit games in 2016.
- Played in 14 games as a freshman, making four starts.
- Senior team captain at San Benito High School.

2017 SEASON RESULTS

Date	OPPONENT	GS	AB	R	H	RBI	2B	3B	HR	BB	IBB	SB	CS	HBP	SAC	SF	GDP	K	PO	A	E	Avg
Feb 19, 2017	UCLA	*	1	0	0	0	0	0	0	1	0	0	0	0	0	0	0	0	0	3	0	.000
Feb 25, 2017	Northern Colorado	*	2	0	1	2	0	0	0	0	0	0	0	0	0	0	0	0	0	0	0	.333
Feb 27, 2017	Michigan		1	0	0	0	0	0	0	0	0	0	0	0	0	0	0	0	0	0	0	.250
Mar 04, 2017	UNLV		1	0	0	0	0	0	0	0	0	0	0	0	0	0	0	0	1	1	0	.200
Mar 05, 2017	UNLV	*	3	0	0	0	0	0	0	0	0	0	0	0	0	0	0	0	0	5	0	.125
Mar 07, 2017	PACIFIC	*	4	0	1	2	0	0	0	0	0	0	0	0	0	0	0	0	1	1	2	.167
Mar 10, 2017	New Mexico		1	0	0	0	0	0	0	0	0	0	0	0	0	0	0	0	0	0	0	.154
Mar 11, 2017	New Mexico		0	0	0	0	0	0	0	0	0	0	0	0	0	0	0	0	0	0	0	.154
Mar 14, 2017	Cal State Fullerton		1	0	0	0	0	0	0	0	0	0	0	0	0	0	0	0	0	0	0	.143
Mar 17, 2017	NEVADA		1	0	0	0	0	0	0	0	0	0	0	0	0	0	0	0	0	0	0	.133
Mar 18, 2017	NEVADA		0	0	0	0	0	0	0	1	0	0	0	0	0	0	0	0	0	1	1	.133
Mar 19, 2017	NEVADA	*	1	0	0	0	0	0	0	1	0	0	0	0	1	0	0	0	0	1	0	.125
Mar 21, 2017	Pacific	*	4	0	2	3	1	0	0	0	0	0	0	0	0	0	0	0	0	1	0	.200
Mar 24, 2017	Hawai'i		1	0	0	1	0	0	0	0	0	0	0	0	0	0	0	0	0	0	0	.190
Mar 26, 2017	Hawai'i		1	0	0	0	0	0	0	0	0	0	0	0	0	0	0	0	0	0	0	.182
Apr 01, 2017	San Diego State		2	0	0	0	0	0	0	0	0	0	0	0	0	0	0	0	0	0	0	.167
Totals			6	24	0	4	8	1	0	3	0	0	0	0	1	0	0	0	2	13	3	.167

CAREER RESULTS

Year	Avg	GP	GS	AB	R	H	2B	3B	HR	RBI	TB	SLG%	BB	HBP	SO	GDP	OB%	SF	SH	SB	ATT	PO	A	E	FLD%
2014	.167	14	4	18	1	3	0	0	0	2	3	.167	4	1	5	0	.348	0	0	0	0	12	19	0	1.000
2015	.246	31	16	57	5	14	1	0	0	5	15	.263	3	4	3	0	.323	1	8	1	2	37	45	3	.965
2016	.299	45	43	154	16	46	6	0	0	9	52	.338	9	1	18	0	.341	0	3	5	6	49	86	12	.918
TOTAL	.275	90	63	229	22	63	7	0	0	16	70	.306	16	6	26	0	.337	1	11	6	8	98	150	15	.943

TM



2017 SAN JOSÉ STATE BASEBALL GAME NOTES



#2 KENT BURCKLE • INF • JR • SADDLEBACK COLLEGE

5-8 | 160 | L/R | SAN CLEMENTE, CALIF.



2017 SEASON RESULTS
Date OPPONENT

SEASON/CAREER GAME HIGHS

Category	Season	Career
At-Bats	--	--
Runs	--	--
Hits	--	--
RBI	--	--
Doubles	--	--
Triples	--	--
Home Runs	--	--
Stolen Bases	--	--
Hit Streak	--	--

NOTES

- In his first season with the Spartans after transferring from Saddleback College.
- Played one season (2016) at Saddleback College in Mission Viejo, Calif.
- In 35 games, hit .331 with 1 HR, 17 RBIs, 26 R and 5 SB at Saddleback.
- Played a single season (2015) at Loyola Marymount University in Los Angeles, Calif. appearing in 21 games, making 6 starts... Hit .269 in 26 at-bats.
- A 2014 graduate of San Clemente High School in San Clemente, Calif.
- A two-year varsity letter winner playing for coach Dave Gellatly.
- Second team All-CIF Southern Section and second team All-County selection in his senior year.
- Batted .484 with 45 hits, 16 RBI and a .578 on-base percentage as a senior.

CAREER RESULTS

Year Avg GP GS AB R H 2B 3B HR RBI TB SLG% BB HBP SO GDP OB% SF SH SB ATT PO A E FLD%

TM



2017 SAN JOSÉ STATE BASEBALL GAME NOTES



#3 DAVID CAMPBELL • INF • JR • COLFAX HS

6-3 | 205 | L/R | COLFAX, CALIF.



SEASON/CAREER GAME HIGHS

Category	Season	Career
At-Bats	4 (11x last 4/1/17)	5 (9x last 4/2/16)
Runs	2 (4/1/17)	2 (6x last 4/1/17)
Hits	2 (6x last 4/1/17)	3 (7x last 4/9/16)
RBI	1 (9x last 4/1/17)	2 (5x last 3/12/16)
Doubles	1 (3x last 3/29/17)	2 (4/2/16)
Triples	1 (4/1/17)	1 (4x last 4/1/17)
Home Runs	--	1 (2x last 4/26/15)
Stolen Bases	1 (3x last 3/31/17)	1 (6x last 3/31/17)
Hit Streak	4 (3/11 - 3/25/17)	7 (3/5 - 3/19/16)

NOTES

- In his third season with the Spartans.
- Has started 19 games at 3B this season and one at 1B.
- 2016 Academic All-Mountain West honoree.
- Has started at first base, third base and designated hitter in his Spartan career.
- In 2016, started in all 32 games played, 20 at third and 12 as the DH.
- Recorded 12 multiple hit games including a team high 4 three-hit games in '16.
- Second on the team with 11 doubles and two triples in '16.
- First career home run came at Washington State (4/17), second at #24 Nevada (4/26)
- Set single-season records for BA (.551) and RBIs (37) at Colfax (Calif.) High School
- Also owns career for games played (75), hits (105), runs scored (85), doubles (27) and RBIs (108).
- Claims to be able to sleep anywhere and any time.

2017 SEASON RESULTS

Date	OPPONENT	GS	AB	R	H	RBI	2B	3B	HR	BB	IBB	SB	CS	HBP	SAC	SF	GDP	K	PO	A	E	Avg
Feb 18, 2017	UCLA	*	4	0	0	1	0	0	0	0	0	0	0	0	0	0	0	2	0	1	0	.000
Feb 19, 2017	UCLA	*	1	0	0	0	0	0	0	0	0	0	0	0	0	0	0	0	0	0	0	.000
Feb 23, 2017	Brigham Young	*	3	0	1	0	0	0	0	0	0	0	0	0	0	0	1	1	1	6	1	.125
Feb 24, 2017	Northern Colorado	*	3	0	1	0	0	0	0	0	0	0	0	0	0	0	0	1	1	1	0	.182
Feb 25, 2017	Northern Colorado	*	4	0	0	1	0	0	0	0	0	0	0	0	0	0	0	0	0	3	0	.133
Feb 25, 2017	Brigham Young	*	3	0	2	0	1	0	0	0	0	1	0	0	0	0	0	0	0	3	0	.222
Feb 27, 2017	Michigan	*	4	0	1	0	0	0	0	0	0	0	0	0	0	0	0	1	1	3	0	.227
Mar 03, 2017	UNLV	*	4	0	2	1	0	0	0	1	0	0	0	0	0	0	0	0	1	0	0	.269
Mar 04, 2017	UNLV	*	4	0	0	0	0	0	0	0	0	0	0	0	0	0	0	2	0	2	0	.233
Mar 05, 2017	UNLV	*	4	0	1	0	0	0	0	0	0	0	0	0	0	0	0	0	0	3	0	.235
Mar 07, 2017	PACIFIC	*	4	1	1	0	0	0	0	1	0	0	0	0	0	0	0	0	1	0	0	.237
Mar 10, 2017	New Mexico	*	3	0	0	0	0	0	0	0	0	0	0	0	0	0	0	1	1	2	0	.220
Mar 11, 2017	New Mexico	*	4	0	1	0	0	0	0	0	0	1	0	0	0	0	0	2	1	3	0	.222
Mar 23, 2017	Hawai'i	*	3	0	2	1	0	0	0	0	0	0	0	0	1	0	0	0	0	3	0	.250
Mar 24, 2017	Hawai'i	*	3	1	2	1	1	0	0	1	0	0	0	0	0	1	0	0	1	2	0	.275
Mar 25, 2017	Hawai'i	*	4	1	1	1	0	0	0	0	0	0	0	0	0	0	0	1	3	2	0	.273
Mar 26, 2017	Hawai'i	*	3	0	0	0	0	0	0	1	0	0	0	0	0	0	0	0	1	4	0	.259
Mar 29, 2017	SANTA CLARA	*	3	0	2	1	1	0	0	1	0	0	0	0	0	0	0	1	3	4	0	.279
Mar 31, 2017	San Diego State	*	4	1	0	1	0	0	0	0	0	1	0	0	0	0	0	1	2	3	0	.262
Apr 01, 2017	San Diego State	*	4	2	2	1	0	1	0	0	0	0	0	0	0	0	0	0	2	1	0	.275
Apr 02, 2017	San Diego State	*	2	0	0	0	0	0	0	1	0	0	0	1	0	0	1	1	1	3	0	.268
Totals		20	71	6	19	9	3	1	0	6	0	3	0	1	1	1	2	14	18	50	2	.268

CAREER RESULTS

Year	Avg	GP	GS	AB	R	H	2B	3B	HR	RBI	TB	SLG%	BB	HBP	SO	GDP	OB%	SF	SH	SB	ATT	PO	A	E	FLD%
2015	.255	53	50	188	17	48	12	1	2	19	68	.362	13	3	15	1	.309	3	2	1	3	108	71	5	.973
2016	.342	32	32	114	15	39	11	2	0	14	54	.474	11	2	17	0	.406	1	0	2	5	16	47	3	.955
TOTAL	.288	85	82	302	32	87	23	3	2	33	122	.404	24	5	32	1	.346	4	2	3	8	124	118	8	.968

TM



2017 SAN JOSÉ STATE BASEBALL GAME NOTES



#4 JOSH NASHED • INF/RHP • JR • LELAND HS

6-1 | 195 | R/R | SAN JOSE, CALIF.



SEASON/CAREER GAME HIGHS

Category	Season	Career
At-Bats	4 (8x last 4/2/17)	5 (3x last 4/26/16)
Runs	1 (2x last 3/19/17)	2 (2x last 4/26/16)
Hits	2 (6x last 3/25/17)	4 (4/30/16)
RBI	3 (3/11/17)	3 (2x last 3/11/17)
Doubles	1 (3/11/17)	1 (6x last 3/11/17)
Triples	--	1 (2x last 5/10/16)
Home Runs	1 (3/19/17)	1 (2x last 3/19/17)
Stolen Bases	--	1 (2x last 4/30/16)
Hit Streak	3 (3/19 - 3/25/17)	4 (2/20 - 2/27/16)

SEASON/CAREER GAME HIGHS

Category	Season	Career
Innings	6.0 (2x last 3/3/17)	8.1 (5/25/16)
Hits Allowed	14 (3/10/17)	14 (2x last 3/10/17)
ER Allowed	10 (3/10/17)	10 (3/10/17)
Strikeouts	8 (3/3/17)	8 (3/3/17)
Walks	2 (3/3/17)	4 (2x last 5/8/16)
Home Runs	4 (3/10/17)	4 (3/10/17)

NOTES

- In his third season with the Spartans.
- Hit a game tying solo home run in the bottom of the 10th vs Nevada on 3/19/17 (second career home run).
- Career-high eight strikeouts in start vs. UNLV on 3/3/17.
- In four of the five games he's started on the mound, he's also been the starting DH.
- Tied a career high 3 RBIs in the game vs New Mexico on 3/11/17.
- Only Spartan to see time on the field and on the mound in 2016.
- 2015 and 2016 Academic All-Mountain West honoree.
- In 2016, appeared 15 times on the mound (14 starts) and played 41 games on the field (starting 5 games at 1B, 9 games at LF, 13 games at RF and 14 as DH)
- Led the team in ERA (4.79), IP (88.1), games started (14) and complete games (2) in 2016.
- Pitched at least 6.0 innings in 10 of his 14 starts in 2016.
- Allowed only 20 walks in 88.1 innings in 2016.
- A three-time letterwinner at Leland High School in San Jose, Calif.
- Led the Chargers to a 23-8 record and the 2014 CCS Open Division title
- Named *San Jose Mercury News* Player of the Year as a senior in 2014

2017 SEASON RESULTS

Date	OPPONENT	GS	AB	R	H	RBI	2B	3B	HR	BB	IBB	SB	CS	HBP	SAC	SF	GDP	K	PO	A	E	Avg
Feb 18, 2017	UCLA	*	3	0	0	0	0	0	0	0	0	0	0	0	0	0	0	2	0	2	0	.000
Feb 19, 2017	UCLA	*	2	1	0	0	0	0	0	2	0	0	0	0	0	0	0	1	0	0	0	.000
Feb 23, 2017	Brigham Young	*	4	0	1	0	0	0	0	0	0	0	0	0	0	0	0	2	0	0	0	.111
Feb 24, 2017	Northern Colorado	*	3	0	0	0	0	0	0	0	0	0	0	0	0	0	0	1	0	0	0	.083
Feb 25, 2017	Northern Colorado	*	1	0	0	0	0	0	0	0	0	0	0	0	0	0	0	0	0	0	0	.077
Feb 25, 2017	Brigham Young	*	4	0	0	0	0	0	0	0	0	0	0	0	0	0	1	0	0	0	0	.059
Feb 27, 2017	Michigan	*	1	0	0	0	0	0	0	0	0	0	0	0	0	0	0	0	0	0	0	.056
Mar 03, 2017	UNLV	*	0	0	0	0	0	0	0	0	0	0	0	0	0	0	0	0	1	0	2	.056
Mar 04, 2017	UNLV	*	3	0	0	0	0	0	0	0	0	0	0	0	0	0	0	0	0	0	0	.048
Mar 05, 2017	UNLV	*	4	0	2	1	0	0	0	0	0	0	0	0	0	0	0	0	0	0	0	.120
Mar 10, 2017	New Mexico	*	0	0	0	0	0	0	0	0	0	0	0	0	0	0	0	0	2	1	0	.120
Mar 11, 2017	New Mexico	*	4	0	2	3	1	0	0	0	0	0	0	0	0	0	0	0	0	0	0	.172
Mar 12, 2017	New Mexico	*	1	0	0	0	0	0	0	0	0	0	0	0	0	0	0	1	0	0	0	.167
Mar 17, 2017	NEVADA	*	3	0	2	0	0	0	0	0	0	0	0	0	0	0	0	0	1	2	0	.212
Mar 18, 2017	NEVADA	*	0	0	0	0	0	0	0	1	0	0	0	0	0	0	0	0	0	0	0	.212
Mar 19, 2017	NEVADA	*	4	1	2	1	0	0	1	0	0	0	0	1	0	0	0	1	0	0	0	.243
Mar 23, 2017	Hawai'i	*	3	0	2	0	0	0	0	0	0	0	0	0	0	0	0	1	0	0	0	.275
Mar 25, 2017	Hawai'i	*	4	0	2	1	0	0	0	0	0	0	0	0	0	0	0	0	0	0	0	.295
Mar 26, 2017	Hawai'i	*	3	0	0	0	0	0	0	0	0	0	0	0	0	0	0	0	0	0	0	.277
Mar 31, 2017	San Diego State	*	4	0	1	0	0	0	0	0	0	0	0	0	0	0	1	0	0	0	0	.275
Apr 01, 2017	San Diego State	*	3	0	0	1	0	0	0	0	0	0	0	0	0	0	0	1	0	0	0	.259
Apr 02, 2017	San Diego State	*	4	0	1	0	0	0	0	0	0	0	0	0	0	0	2	0	0	0	0	.259
Totals			17	58	2	15	7	1	0	1	3	0	0	1	0	0	4	10	3	5	0	.259

Date	OPPONENT	GS	IP	H	R	ER	BB	SO	2B	3B	HR	WP	BK	HBP	IBB	Score	W	L	SV	ERA
Feb 18, 2017	UCLA	*	5.0	6	2	2	0	5	1	0	0	0	1	1	0	2-3	0	0	0	3.60
Feb 25, 2017	Brigham Young	*	6.0	5	1	0	0	3	1	0	0	0	0	0	0	4-2	0	0	0	1.64
Mar 03, 2017	UNLV	*	6.0	6	5	1	2	8	1	1	1	0	0	0	0	6-5	0	0	0	1.59
Mar 10, 2017	New Mexico	*	4.1	14	10	10	1	1	1	0	4	0	0	1	0	1-11	0	1	0	5.48
Mar 17, 2017	NEVADA	*	4.0	5	1	1	1	5	1	1	0	0	0	1	0	6-5	0	1	0	4.97
Totals			5	25.1	36	19	4	22	5	2	5	0	1	3	0	19-26	0	1	0	4.97

CAREER RESULTS

Year	Avg	GP	GS	AB	R	H	2B	3B	HR	RBI	TB	SLG%	BB	HBP	SO	GDP	OB%	SF	SH	SB	ATT	PO	A	E	FLD%
2015	.172	15	7	29	1	5	1	0	0	3	6	.207	3	0	7	1	.250	0	0	1	10	24	1	0	.971
2016	.246	41	41	138	18	34	4	2	1	19	45	.326	18	2	15	3	.340	1	4	1	2	97	25	5	.961
TOTAL	.234	56	48	167	19	39	5	2	1	22	51	.305	21	2	22	4	.325	1	4	2	3	107	49	6	.963

Year	ERA	W	L	App	GS	CG	SHO	CBO	SV	IP	H	R	ER	BB	SO	2B	3B	HR	BF	B/Avg	WP	HBP	BK	SFA	SHA
2015	7.04	3	5	16	6	0	0	0	0	53.2	71	46	42	21	39	16	3	3	254	.326	6	4	1	3	8
2016	4.79	0	6	15	14	2	0	0	1	88.1	101	52	47	20	45	27	1	6	381	.296	2	4	1	5	11
TOTAL	5.64	3	11	31	20	2	0	0	1	142.0	172	98	89	41	84	43	4	9	635	.308	8	8	2	8	19



2017 SAN JOSÉ STATE BASEBALL GAME NOTES



#6 JACK VEASEY • C • SR • ACALANES HS

6-2 | 215 | R/R | MARTINEZ, CALIF.



SEASON/CAREER GAME HIGHS

Category	Season	Career
At-Bats	4 (3/18/17)	5 (3/22/14)
Runs	1 (3/21/17)	2 (3/22/14)
Hits	1 (3x last 3/21/17)	2 (2x last 5/9/15)
RBI	2 (3/18/17)	2 (2x last 3/18/17)
Doubles	1 (3/18/17)	1 (3x last 3/18/17)
Triples	--	--
Home Runs	--	--
Stolen Bases	1 (3/21/17)	1 (3/21/17)
Hit Streak	1 (3x last 3/21/17)	2 (2/13 - 2/15/15)

NOTES

- In his fourth season with the Spartans.
- In 2017, has started in nine games behind the dish, surpassing last season's total (2) and his freshman season total (5).
- Started one game at 1B (vs Pacific, 3/21/17).
- First career stolen base came vs Pacific (3/21/17).
- Collected the first hit of the season vs New Mexico (3/12/17)
- Three-time Mountain West Scholar-Athlete honoree.
- An international business major.
- 2016 Arthur Ashe, Jr. Sports Scholar award recipient.
- Named 2016 fall ball MVP by the coaching staff.
- Has made 26 career starts at DH, first base and catcher.
- Helped Acalanes High to a third straight NCS Division III title in 2013
- First-team All-Diablo Foothill League catcher in 2013

2017 SEASON RESULTS

Date	OPPONENT	GS	AB	R	H	RBI	2B	3B	HR	BB	IBB	SB	CS	HBP	SAC	SF	GDP	K	PO	A	E	Avg
Feb 19, 2017	UCLA	*	3	0	0	0	0	0	0	0	0	0	0	0	0	0	0	1	7	0	0	.000
Feb 23, 2017	Brigham Young	*	1	0	0	0	0	0	0	0	0	0	0	0	0	0	0	1	2	0	0	.000
Feb 25, 2017	Brigham Young	*	2	0	0	0	0	0	0	0	0	0	0	0	0	0	0	1	4	0	0	.000
Feb 27, 2017	Michigan	*	2	0	0	0	0	0	0	0	0	0	0	0	0	0	0	1	9	0	1	.000
Mar 04, 2017	UNLV	*	2	0	0	0	0	0	0	0	0	0	0	0	0	0	0	0	9	1	0	.000
Mar 07, 2017	PACIFIC	*	1	0	0	0	0	0	0	0	0	0	0	0	0	0	0	1	2	0	0	.000
Mar 12, 2017	New Mexico	*	3	0	1	0	0	0	0	0	0	0	0	0	0	0	0	1	4	0	0	.071
Mar 14, 2017	Cal State Fullerton	*	2	0	0	0	0	0	0	1	0	0	0	0	0	0	0	1	3	1	0	.062
Mar 18, 2017	NEVADA	*	4	0	1	2	1	0	0	0	0	0	0	0	0	0	0	0	3	2	0	.100
Mar 19, 2017	NEVADA	*	1	0	0	0	0	0	0	0	0	0	0	0	0	0	0	0	0	0	0	.095
Mar 21, 2017	Pacific	*	3	1	1	1	0	0	0	1	0	1	0	0	0	0	0	1	5	0	0	.125
Mar 24, 2017	Hawai'i	*	1	0	0	0	0	0	0	0	0	0	0	0	0	0	0	1	1	0	0	.120
Mar 26, 2017	Hawai'i	*	1	0	0	0	0	0	0	0	0	0	0	1	0	0	0	0	3	0	0	.115
Apr 01, 2017	San Diego State	*	1	0	0	0	0	0	0	0	0	0	0	0	0	0	0	0	0	0	0	.111
Apr 02, 2017	San Diego State	*	3	0	0	0	0	0	0	0	0	0	0	0	0	0	1	0	3	1	0	.100
Totals			10	30	1	3	3	1	0	2	0	1	0	1	0	0	1	9	55	5	1	.100

CAREER RESULTS

Year	Avg	GP	GS	AB	R	H	2B	3B	HR	RBI	TB	SLG%	BB	HBP	SO	GDP	OB%	SF	SH	SB	ATT	PO	A	E	FLD%
2014	.167	14	5	24	5	4	0	0	0	0	4	.167	1	2	11	1	.259	0	0	0	0	16	1	0	1.000
2015	.143	27	19	56	3	8	1	0	0	4	9	.161	5	2	24	0	.238	0	1	0	1	87	13	3	.971
2016	.143	10	2	14	1	2	1	0	0	2	3	.214	0	0	8	1	.143	0	0	0	0	4	0	0	1.000
TOTAL	.149	51	26	94	9	14	2	0	0	6	16	.170	6	4	43	2	.231	0	1	0	1	107	14	3	.976

TM



2017 SAN JOSÉ STATE BASEBALL GAME NOTES



#7 ZACH WALLACE • LHP • SO • WASHINGTON HS

5-9 | 170 | L/L | FREMONT, CALIF.



SEASON/CAREER GAME HIGHS

Category	Season	Career
Innings	3.0 (3/29/17)	6.2 (5/4/16)
Hits Allowed	3 (3/29/17)	4 (2x last 5/15/16)
ER Allowed	--	4 (2x last 4/26/16)
Strikeouts	2 (3x last 3/29/17)	5 (5/4/16)
Walks	1 (2x last 3/19/17)	2 (4x last 5/10/16)
Home Runs	--	--

NOTES

- In his second season with the Spartans.
- Made his first career start as a Spartan vs Santa Clara on 3/29/17 after 32 appearances in relief.
- Pitched in all three games in the the New Mexico series (3/10-12)
- Saw action in 20 games, all out of the bullpen during his freshman campaign.
- 2016 Academic All-Mountain West honoree.
- Tied for second on the team with three wins in 2016.
- Picked up his first career win against Cal Poly (4/2) pitching 1.1 inning of scoreless ball.
- Pitched a season-high 6.2 innings and five strikeouts to pick up his second win against Grand Canyon (5/4).
- Pitched three scoreless innings against Saint Mary's (5/10) to pick up his third win.

2017 SEASON RESULTS

Date	OPPONENT	GS	IP	H	R	ER	BB	SO	2B	3B	HR	WP	BK	HBP	IBB	Score	W	L	SV	ERA
Feb 23, 2017	Brigham Young	0.0	1	0	0	0	0	0	0	0	0	0	0	0	0	3-2	0	0	0	0.00
Feb 25, 2017	Brigham Young	1.1	0	0	0	0	0	2	0	0	0	0	0	0	0	4-2	0	0	0	0.00
Feb 27, 2017	Michigan	0.1	0	0	0	0	1	0	0	0	0	0	0	0	0	2-6	0	0	0	0.00
Mar 04, 2017	UNLV	0.2	1	1	0	1	2	1	0	0	0	0	0	0	0	1-7	0	0	0	0.00
Mar 07, 2017	PACIFIC	0.1	0	0	0	0	1	0	0	0	0	0	0	0	0	9-2	0	0	0	0.00
Mar 10, 2017	New Mexico	0.1	1	0	0	0	0	0	0	0	0	0	0	0	0	1-11	0	0	0	0.00
Mar 11, 2017	New Mexico	0.0	1	0	0	0	0	1	0	0	0	0	0	0	0	8-16	0	0	0	0.00
Mar 12, 2017	New Mexico	0.1	0	0	0	0	0	0	0	0	0	0	0	0	0	3-8	0	0	0	0.00
Mar 19, 2017	NEVADA	0.1	0	0	0	1	0	0	0	0	0	0	0	0	0	6-5	0	0	0	0.00
Mar 21, 2017	Pacific	0.2	0	0	0	0	0	0	0	0	0	0	0	0	0	10-12	0	0	0	0.00
Mar 23, 2017	Hawai'i	0.1	0	0	0	0	0	0	0	0	0	0	0	0	0	2-6	0	0	0	0.00
Mar 25, 2017	Hawai'i	0.1	0	0	0	0	0	0	0	0	0	0	0	0	0	4-5	0	0	0	0.00
Mar 29, 2017	SANTA CLARA	*	3.0	3	0	0	0	2	1	0	0	0	0	0	0	4-2	1	0	0	0.00
Apr 02, 2017	San Diego State	0.1	2	0	0	0	0	0	0	0	0	0	0	0	0	1-5	1	0	0	0.00
Totals		1	8.1	9	1	0	2	8	3	0	0	0	0	0	0	58-89	1	0	0	0.00

CAREER RESULTS

Year	ERA	W	L	App	GS	CG	SHO	CBO	SV	IP	H	R	ER	BB	SO	2B	3B	HR	BF	B/Avg	WP	HBP	BK	SFA	SHA
2016	6.48	3	3	20	0	0	0	0	0	33.1	30	24	24	17	21	9	2	0	159	.246	2	12	0	1	7
TOTAL	6.48	3	3	20	0	0	0	0	0	33.1	30	24	24	17	21	9	2	0	159	.246	2	12	0	1	7

TM



2017 SAN JOSÉ STATE BASEBALL GAME NOTES



#8 COREY OLIVET • OF • JR • LOS GATOS HS

5-9 | 175 | L/L | LOS GATOS, CALIF.



SEASON/CAREER GAME HIGHS

Category	Season	Career
At Bats	5 (3x last 3/17/17)	5 (7x last 3/17/17)
Runs	2 (3/3/17)	2 (2x last 3/3/17)
Hits	2 (2x last 3/7/17)	2 (8x last 3/7/17)
RBI	1 (3x last 3/23/17)	2 (2x last 4/9/16)
Doubles	1 (3/10/17)	1 (3x last 3/10/17)
Triples	--	1 (4/3/16)
Home Runs	--	--
Stolen Bases	2 (3/11/17)	2 (3/11/17)
Hit Streak	5 (3/5 - 3/12/17)	5 (3/5 - 3/12/17)

NOTES

- In his third season with the Spartans.
- Twelve starts at LF and one at CF in 2017.
- Had a career best five game hitting streak earlier in the season (3/5-3/12/17).
- Stole career-high two bases vs New Mexico on 3/11/17.
- Versatile outfielder that can play all three spots.
- 2015 Academic All-Mountain West honoree.
- Started in 19 of 36 games, all at center field in 2016.
- Second on the team in games played as a substitute with 17 in 2016.
- Did not commit an error on the season and had 70 putouts in 2016.
- Lettered four times in baseball, twice in basketball and once in football at Los Gatos High School
- His brother, Tyler, played for the Spartans baseball team and graduated in 2016.
- First-team All-El Camino League as a junior and senior

2017 SEASON RESULTS

Date	OPPONENT	GS	AB	R	H	RBI	2B	3B	HR	BB	IBB	SB	CS	HBP	SAC	SF	GDP	K	PO	A	E	Avg
Feb 18, 2017	UCLA	*	4	0	0	0	0	0	0	0	0	0	0	0	0	0	0	1	2	0	0	.000
Feb 19, 2017	UCLA		1	0	0	0	0	0	0	0	0	0	0	0	0	0	0	0	1	0	0	.000
Feb 23, 2017	Brigham Young	*	3	1	1	0	0	0	0	0	0	0	0	0	0	0	0	2	1	0	0	.125
Feb 24, 2017	Northern Colorado		1	0	0	0	0	0	0	0	0	0	0	0	0	0	0	0	0	0	0	.111
Feb 25, 2017	Northern Colorado	*	3	0	0	0	0	0	0	1	0	0	1	0	0	0	0	1	0	0	0	.083
Feb 25, 2017	Brigham Young	*	2	0	0	0	0	0	0	0	0	0	0	0	0	0	0	0	1	0	0	.071
Feb 27, 2017	Michigan		1	0	0	0	0	0	0	0	0	0	0	0	0	0	0	0	0	0	1	.067
Mar 03, 2017	UNLV	*	3	2	2	0	0	0	0	1	0	0	0	0	0	0	0	0	5	1	0	.167
Mar 04, 2017	UNLV		2	0	0	0	0	0	0	0	0	0	0	0	0	0	0	0	0	0	0	.150
Mar 05, 2017	UNLV		1	1	1	0	0	0	0	0	0	0	0	0	0	0	0	0	0	0	0	.190
Mar 07, 2017	PACIFIC	*	5	1	2	1	0	0	0	0	0	1	0	0	0	0	0	0	2	0	0	.231
Mar 10, 2017	New Mexico	*	3	0	1	1	1	0	0	0	0	0	0	0	0	0	0	0	1	0	0	.241
Mar 11, 2017	New Mexico	*	5	1	1	0	0	0	0	0	0	2	0	0	0	0	0	0	4	0	1	.235
Mar 12, 2017	New Mexico		1	0	1	0	0	0	0	0	0	0	0	0	0	0	0	0	0	0	0	.257
Mar 14, 2017	Cal State Fullerton	*	4	1	0	0	0	0	0	0	0	0	0	0	0	0	0	2	2	0	0	.231
Mar 17, 2017	NEVADA	*	5	0	0	0	0	0	0	0	0	0	0	0	0	0	0	1	1	1	0	.205
Mar 18, 2017	NEVADA	*	3	1	0	0	0	0	0	1	0	0	0	0	0	0	0	0	1	0	0	.191
Mar 19, 2017	NEVADA		0	1	0	0	0	0	0	0	0	0	0	0	0	0	0	0	0	0	0	.191
Mar 21, 2017	Pacific		1	1	0	0	0	0	0	0	0	0	0	0	0	0	0	0	1	1	0	.188
Mar 23, 2017	Hawai'i	*	3	0	0	1	0	0	0	0	0	0	0	0	1	0	0	1	2	0	0	.176
Mar 24, 2017	Hawai'i		1	0	1	0	0	0	0	0	0	0	0	0	0	0	0	0	0	0	0	.192
Mar 29, 2017	SANTA CLARA	*	2	0	0	0	0	0	0	0	0	0	0	0	0	0	0	1	0	0	0	.185
Apr 01, 2017	San Diego State		1	0	0	0	0	0	0	0	0	0	0	0	0	0	0	0	0	0	0	.182
Totals			13	55	10	10	3	1	0	0	3	0	3	1	0	1	0	9	24	3	2	.182

CAREER RESULTS

Year	Avg	GP	GS	AB	R	H	2B	3B	HR	RBI	TB	SLG%	BB	HBP	SO	GDP	OB%	SF	SH	SB	ATT	PO	A	E	FLD%
2015	.161	34	14	62	4	10	0	0	0	5	10	.161	7	2	11	1	.264	1	1	0	2	21	1	0	1.000
2016	.185	36	19	81	12	15	2	1	0	4	19	.235	8	2	13	3	.275	0	0	1	1	70	0	0	1.000
TOTAL	.175	70	33	143	16	25	2	1	0	9	29	.203	15	4	24	4	.270	1	1	1	3	91	1	0	1.000

TM



2017 SAN JOSÉ STATE BASEBALL GAME NOTES



#9 JOHNNY MENDOZA • C • FR • SAINT FRANCIS HS

5-7 | R/R | SUNNYVALE, CALIF.



SEASON/CAREER GAME HIGHS

Category	Season	Career
At-Bats	1 (2x last 3/7/17)	1 (2x last 3/7/17)
Runs	--	--
Hits	--	--
RBI	1 (3/21/17)	1 (3/21/17)
Doubles	--	--
Triples	--	--
Home Runs	--	--
Stolen Bases	1 (3/7/17)	1 (3/7/17)
Hit Streak	--	--

NOTES

- In his first season with the Spartans.
- Made his Spartan debut versus BYU on 2/23/17 as a pinch hitter.
- Started his first game as a Spartan on 3/7/17.
- 2016 graduate of Saint Francis High School in Mountain View, Calif.
- Three-time letter winner in baseball playing for coach Mike Oakland.
- Team captain his senior year.
- Twice selected to the West Catholic Athletic League (WCAL) second team, in 2015 and 2016.
- During his senior season, collected 20 hits, 16 RBI and scored 14 runs.
- As a junior, hit .299 with 23 hits, 21 RBI, scored 15 runs and hit one homerun.

2017 SEASON RESULTS

Date	OPPONENT	GS	AB	R	H	RBI	2B	3B	HR	BB	IBB	SB	CS	HBP	SAC	SF	GDP	K	PO	A	E	Avg
Feb 23, 2017	Brigham Young		1	0	0	0	0	0	0	0	0	0	0	0	0	0	0	1	0	0	0	.000
Mar 07, 2017	PACIFIC	*	1	0	0	0	0	0	0	0	0	1	0	2	0	0	0	0	7	2	0	.000
Mar 21, 2017	Pacific		0	0	0	1	0	0	0	0	0	0	0	1	0	0	0	0	4	1	0	.000
Totals			1	2	0	0	1	0	0	0	0	1	0	3	0	0	0	1	11	3	0	.000

CAREER RESULTS

Year	Avg	GP	GS	AB	R	H	2B	3B	HR	RBI	TB	SLG%	BB	HBP	SO	GDP	OB%	SF	SH	SB	ATT	PO	A	E	FLD%
------	-----	----	----	----	---	---	----	----	----	-----	----	------	----	-----	----	-----	-----	----	----	----	-----	----	---	---	------

#10 CAL KOGA • C • SO • KAUAI HS

5-10 | R/R | LIHUE, HAWAII



SEASON/CAREER GAME HIGHS

Category	Season	Career
At-Bats	3 (2x last 3/21/17)	4 (3/28/16)
Runs	2 (3/21/17)	2 (3/21/17)
Hits	2 (3/21/17)	2 (3/21/17)
RBI	--	1 (2x last 4/9/16)
Doubles	--	1 (3/28/16)
Triples	--	--
Home Runs	--	--
Stolen Bases	--	--
Hit Streak	1 (2x last 3/21/17)	1 (4x last 3/21/17)

NOTES

- In his second season with the Spartans.
- One of four Spartans to start behind the dish in 2017.
- Recorded career-highs in hits (2) and runs scored (2) vs Pacific on 3/21/17.
- Appeared in three games, including a start, in front of a home crowd in his native Hawaii (3/24 - 3/26/17).
- Started in eight of the 18 games he appeared, all behind the plate in 2016.
- Collected his first hit and walk as a Spartan against UC Irvine (2/20).
- Started against Stanford (3/28) and drove in a run with a double, his first collegiate extra base hit.
- Attended Kauai High School in Lihue, Hawaii.
- Led the Red Raiders to Kauai Interscholastic Federation (KIF) league crowns as a junior and senior.

2017 SEASON RESULTS

Date	OPPONENT	GS	AB	R	H	RBI	2B	3B	HR	BB	IBB	SB	CS	HBP	SAC	SF	GDP	K	PO	A	E	Avg
Feb 24, 2017	Northern Colorado	*	3	0	0	0	0	0	0	0	0	0	0	0	0	0	0	0	6	3	0	.000
Feb 25, 2017	Brigham Young		1	0	0	0	0	0	0	0	0	0	0	0	0	0	0	0	4	0	0	.000
Feb 27, 2017	Michigan		1	0	0	0	0	0	0	0	0	0	0	0	0	0	0	1	2	1	0	.000
Mar 07, 2017	PACIFIC		1	1	1	0	0	0	0	0	0	0	0	0	0	0	0	0	4	0	0	.167
Mar 12, 2017	New Mexico		1	0	0	0	0	0	0	0	0	0	0	0	0	0	0	0	1	0	0	.143
Mar 14, 2017	Cal State Fullerton		0	0	0	0	0	0	0	0	0	0	0	0	0	0	0	0	1	0	1	.143
Mar 21, 2017	Pacific	*	3	2	2	0	0	0	0	0	0	0	0	0	0	0	0	1	5	0	1	.300
Mar 24, 2017	Hawai'i	*	1	0	0	0	0	0	0	0	0	0	0	0	1	0	0	0	2	1	0	.273
Mar 25, 2017	Hawai'i		0	0	0	0	0	0	0	0	0	0	0	0	0	0	0	0	0	0	0	.273
Mar 26, 2017	Hawai'i		1	0	0	0	0	0	0	0	0	0	0	0	0	0	0	0	1	0	0	.250
Totals			3	12	3	3	0	0	0	0	0	0	0	0	1	0	0	2	26	5	2	.250

CAREER RESULTS

Year	Avg	GP	GS	AB	R	H	2B	3B	HR	RBI	TB	SLG%	BB	HBP	SO	GDP	OB%	SF	SH	SB	ATT	PO	A	E	FLD%
2016	.067	18	8	30	3	2	1	0	0	2	3	.100	2	1	11	1	.152	0	3	0	0	41	8	1	.980
TOTAL	.067	18	8	30	3	2	1	0	0	2	3	.100	2	1	11	1	.152	0	3	0	0	41	8	1	.980



2017 SAN JOSÉ STATE BASEBALL GAME NOTES



#11 AARON PLESCHNER • INF • SO • CARLMONT HS

6-0 | 185 | R/R | REDWOOD CITY, CALIF.



SEASON/CAREER GAME HIGHS

Category	Season	Career
At-Bats	6 (3/17/17)	6 (3/17/17)
Runs	2 (5x last 3/25/17)	3 (3/28/16)
Hits	3 (3x last 3/23/17)	3 (2x last 3/19/17)
RBI	2 (3/3/17)	3 (2x last 3/5/16)
Doubles	1 (3x last 3/25/17)	1 (6x last 3/25/17)
Triples	--	1 (3/5/16)
Home Runs	--	--
Stolen Bases	1 (2x last 3/11/17)	1 (4x last 3/11/17)
Hit Streak	7 (3/17-3/25/17)	7 (3/17-3/25/17)

NOTES

- In his second season with the Spartans.
- Has started all 27 games at shortstop.
- Tied for the team lead in BA (.320) along with Kellen Strahm.
- Team-high 11 multiple hit games this season, including three 3-hit games.
- Had his first career three hit game on 3/5/17 (vs UNLV).
- Coming a freshman campaign which saw him start in 41 games.
- Played in the most games (47) and made the most starts (41) of any Spartan freshman.
- Started 37 games at shortstop and 4 as the designated hitter.
- Batted leadoff in 31 games.
- Tied for the team lead in RBI with 26.
- Led the team in sacrifice flies with three.
- Had 12 multiple hit games and five multiple RBI games including two 3-RBI games.

2017 SEASON RESULTS

Date	OPPONENT	GS	AB	R	H	RBI	2B	3B	HR	BB	IBB	SB	CS	HBP	SAC	SF	GDP	K	PO	A	E	Avg	
Feb 18, 2017	UCLA	*	4	0	2	0	0	0	0	0	0	0	0	0	0	0	0	1	2	1	0	.500	
Feb 19, 2017	UCLA	*	3	0	0	0	0	0	0	0	0	0	0	0	0	0	0	2	1	2	0	.286	
Feb 23, 2017	Brigham Young	*	4	0	1	1	0	0	0	0	0	0	0	0	1	0	0	2	1	6	1	.273	
Feb 24, 2017	Northern Colorado	*	2	0	0	0	0	0	0	0	0	0	0	0	0	0	0	2	2	2	0	.231	
Feb 25, 2017	Northern Colorado	*	4	0	1	0	1	0	0	0	0	0	0	0	0	0	0	0	2	2	0	.235	
Feb 25, 2017	Brigham Young	*	3	0	0	0	0	0	0	0	0	0	0	0	0	0	0	0	1	3	1	.200	
Feb 27, 2017	Michigan	*	4	0	2	0	0	0	0	0	0	0	0	0	0	0	0	1	1	0	0	.250	
Mar 03, 2017	UNLV	*	4	1	1	2	0	0	0	0	0	0	0	0	0	0	0	1	3	1	1	.250	
Mar 04, 2017	UNLV	*	3	0	2	0	0	0	0	0	0	0	0	0	0	0	0	0	4	2	0	.290	
Mar 05, 2017	UNLV	*	4	2	3	1	0	0	0	1	0	0	0	0	0	0	0	0	3	2	0	.343	
Mar 07, 2017	PACIFIC	*	4	2	2	0	0	0	0	1	0	1	0	0	0	0	1	0	1	2	0	.359	
Mar 10, 2017	New Mexico	*	4	0	0	0	0	0	0	0	0	0	0	0	0	0	0	2	1	3	0	.326	
Mar 11, 2017	New Mexico	*	5	1	2	1	0	0	0	0	0	1	0	0	0	0	0	1	2	4	1	.333	
Mar 12, 2017	New Mexico	*	4	1	2	0	0	0	0	1	0	0	1	0	0	0	0	0	1	1	0	.346	
Mar 14, 2017	Cal State Fullerton	*	3	0	0	0	0	0	0	1	0	0	0	0	0	0	0	1	0	1	0	.327	
Mar 17, 2017	NEVADA	*	6	0	1	0	0	0	0	0	0	0	1	0	0	0	0	0	2	4	0	.311	
Mar 18, 2017	NEVADA	*	3	2	1	0	0	0	0	2	0	0	1	0	0	0	0	0	2	3	0	.312	
Mar 19, 2017	NEVADA	*	4	1	3	1	1	0	0	1	1	0	0	1	0	0	0	0	2	2	0	.338	
Mar 21, 2017	Pacific	*	5	0	1	0	0	0	0	0	0	0	0	0	0	0	0	0	2	2	0	.329	
Mar 23, 2017	Hawai'i	*	4	1	3	0	0	0	0	0	0	0	1	0	0	0	0	0	4	2	0	.351	
Mar 24, 2017	Hawai'i	*	5	2	2	1	0	0	0	0	0	0	1	0	0	0	0	0	0	3	0	.354	
Mar 25, 2017	Hawai'i	*	4	2	2	0	1	0	0	0	0	0	0	0	0	0	0	0	0	4	0	.360	
Mar 26, 2017	Hawai'i	*	3	0	0	0	0	0	0	0	1	0	0	0	0	0	0	1	0	4	0	.348	
Mar 29, 2017	SANTA CLARA	*	3	1	0	0	0	0	0	2	0	0	0	0	0	0	0	1	0	2	0	.337	
Mar 31, 2017	San Diego State	*	2	1	1	0	0	0	0	1	0	0	0	0	1	0	0	1	1	2	0	.340	
Apr 01, 2017	San Diego State	*	5	0	1	0	0	0	0	0	0	0	0	0	0	0	0	0	0	2	0	.333	
Apr 02, 2017	San Diego State	*	4	0	0	0	0	0	0	0	0	0	0	0	0	0	0	0	2	0	0	.320	
Totals			27	103	17	33	7	3	0	0	11	1	2	5	1	2	0	1	16	40	62	4	.320

CAREER RESULTS

Year	Avg	GP	GS	AB	R	H	2B	3B	HR	RBI	TB	SLG%	BB	HBP	SO	GDP	OB%	SF	SH	SB	ATT	PO	A	E	FLD%
2016	.264	47	41	163	17	43	3	1	0	26	48	.294	11	3	16	1	.317	3	3	2	7	69	99	11	.939
TOTAL	.264	47	41	163	17	43	3	1	0	26	48	.294	11	3	16	1	.317	3	3	2	7	69	99	11	.939

TM



2017 SAN JOSÉ STATE BASEBALL GAME NOTES



#12 JOSEPH STEFANKI • C • SR • SAN DIEGUITO ACADEMY

6-1 | 205 | R/R | ENCINITAS, CALIF.



SEASON/CAREER GAME HIGHS

Category	Season	Career
At-Bats	5 (3/12/17)	5 (13x last 3/12/17)
Runs	2 (3/29/17)	3 (2/20/16)
Hits	2 (4x last 3/31/17)	4 (3/5/16)
RBI	3 (3/5/17)	3 (3x last 3/5/17)
Doubles	1 (4x last 3/29/17)	1 (18x last 3/4/17)
Triples	1 (2x last 3/24/17)	1 (3x last 3/24/17)
Home Runs	--	1 (4/9/16)
Stolen Bases	2 (3/18/17)	2 (3/18/17)
Hit Streak	9 (2/18-3/10/17)	9 (2/18-3/10/17)

NOTES

- In his fourth season with the Spartans.
- Tenth in the MW in OBP (.433).
- Leads the team in walks (17).
- Has started at catcher 14 games, LF (4) and DH (5) this season.
- Career-high two steals vs Nevada on 3/18/17.
- His bases clearing triple vs UNLV 3/5/17 was the second triple of his career and drove in a career-high three RBIs.
- Has played in 122 games in his career, starting in 112.
- Most experienced player on the squad with regards to games played.
- Batted second in the lineup in 45 games in 2016.
- Tied for first in the team in runs (28) and walks (19) in 2016.
- Led the team in sacrifice bunts (9), a mark good for fifth place tie in the Mountain West in 2016.
- Led the Mountain West with 29 runners caught stealing in 2016.
- Hit his first career home run, a three-run shot, against Air Force (4/9/16)
- First career start came on 2/23/14 as the DH versus UC Santa Barbara.

2017 SEASON RESULTS

Date	OPPONENT	GS	AB	R	H	RBI	2B	3B	HR	BB	IBB	SB	CS	HBP	SAC	SF	GDP	K	PO	A	E	Avg	
Feb 18, 2017	UCLA	*	3	1	1	0	0	0	0	1	0	0	0	0	0	0	0	1	8	1	0	.333	
Feb 23, 2017	Brigham Young	*	3	0	1	0	0	0	0	0	0	0	0	0	0	0	0	2	6	0	0	.333	
Feb 25, 2017	Northern Colorado	*	2	0	1	1	0	0	0	0	0	0	0	1	1	0	0	0	8	1	0	.375	
Feb 27, 2017	Michigan	*	4	1	2	0	1	0	0	0	0	0	0	0	0	0	0	0	0	0	0	.417	
Mar 03, 2017	UNLV	*	4	1	2	0	1	0	0	1	0	0	0	0	0	0	0	0	12	0	0	.438	
Mar 04, 2017	UNLV	*	4	0	1	1	1	0	0	0	0	0	0	0	0	0	0	0	1	0	0	.400	
Mar 05, 2017	UNLV	*	2	1	1	3	0	1	0	2	0	0	0	0	0	0	0	0	6	0	0	.409	
Mar 07, 2017	PACIFIC	*	2	0	1	1	0	0	0	2	0	0	0	1	0	0	0	1	4	0	0	.417	
Mar 10, 2017	New Mexico	*	3	1	1	0	0	0	0	1	0	1	0	0	0	0	0	1	4	1	0	.407	
Mar 11, 2017	New Mexico	*	4	1	0	0	0	0	0	1	0	0	0	0	0	0	1	0	7	1	0	.355	
Mar 12, 2017	New Mexico	*	5	0	0	0	0	0	0	0	0	0	0	0	0	0	0	1	0	0	0	.306	
Mar 14, 2017	Cal State Fullerton	*	3	0	0	0	0	0	0	1	0	0	0	0	0	0	1	0	0	0	0	.282	
Mar 17, 2017	NEVADA	*	4	1	1	1	0	0	0	2	1	0	0	0	0	0	0	1	13	0	0	.279	
Mar 18, 2017	NEVADA	*	3	0	2	1	0	0	0	0	0	2	0	0	1	0	0	0	0	0	0	.304	
Mar 19, 2017	NEVADA	*	4	0	1	0	0	0	0	1	0	0	1	0	0	0	0	9	2	0	0	.300	
Mar 23, 2017	Hawai'i	*	4	0	0	0	0	0	0	0	0	0	0	0	0	0	1	1	6	1	1	.278	
Mar 24, 2017	Hawai'i	*	4	1	1	0	0	1	0	0	0	0	0	1	0	0	0	1	0	0	0	.276	
Mar 25, 2017	Hawai'i	*	4	0	0	0	0	0	0	0	0	0	0	0	0	0	0	1	4	0	0	.258	
Mar 26, 2017	Hawai'i	*	3	1	1	0	0	0	0	1	0	0	0	0	0	0	0	0	1	0	0	.262	
Mar 29, 2017	SANTA CLARA	*	2	2	1	0	1	0	0	3	0	0	0	0	0	0	0	8	2	0	0	.269	
Mar 31, 2017	San Diego State	*	2	0	2	0	0	0	0	1	0	1	0	0	1	0	0	0	4	1	0	.290	
Apr 01, 2017	San Diego State	*	4	1	1	0	0	0	0	0	0	0	0	0	0	0	0	7	0	0	0	.288	
Apr 02, 2017	San Diego State	*	4	0	1	0	0	0	0	0	0	0	0	0	0	0	0	0	5	1	0	.286	
Totals			23	77	12	22	8	4	2	0	17	1	4	1	3	3	0	3	10	113	11	1	.286

CAREER RESULTS

Year	Avg	GP	GS	AB	R	H	2B	3B	HR	RBI	TB	SLG%	BB	HBP	SO	GDP	OB%	SF	SH	SB	ATT	PO	A	E	FLD%
2014	.000	1	1	3	0	0	0	0	0	0	0	.000	0	0	3	0	.000	0	0	0	0	0	0	0	.000
2015	.262	45	39	122	15	32	5	1	0	17	39	.320	26	2	11	3	.397	1	4	1	1	217	50	7	.974
2016	.291	53	49	179	28	52	10	0	1	19	65	.363	19	2	21	5	.365	0	9	3	4	234	59	1	.997
TOTAL	.276	99	89	304	43	84	15	1	1	36	104	.342	45	4	35	8	.376	1	13	4	5	451	109	8	.986

TM



2017 SAN JOSÉ STATE BASEBALL GAME NOTES



#13 HILARIO TOVAR • RHP • JR • SELMA HS

5-11 | 175 | R/R | SELMA, CALIF.



CAREER/SEASON GAME HIGHS

Category	Season	Career
Innings	2.0 (3/5/17)	7.0 (5/20/16)
Hits Allowed	4 (3/21/17)	10 (5/7/16)
ER Allowed	2 (2x last 3/21/17)	9 (5/7/16)
Strikeouts	2 (4/2/17)	6 (4/23/16)
Walks	2 (3/12/17)	5 (3x last 4/25/15)
Home Runs	--	2 (2x last 5/15/16)

NOTES

- In his third season with the Spartans.
- Made his 2017 season debut against Michigan (2/27/17).
- Picked up a save and a win in relief vs series sweep of Nevada (3/18-3/19/17)
- Named the 2016 fall ball top reliever by the coaching staff.
- 2015 Academic All-Mountain West honoree.
- Started in 8 of the 17 appearances including the last five in 2016.
- Pitched his best game as a Spartan in his last outing against San Diego State (5/20), not giving up a run in 7.0 innings while giving up only three hits and two walks to pick up the win.
- Tied for second on the team with three wins.
- Struck out 43 batters, third most on the team
- Enjoys snowboarding and hitting the half-pipe.

2017 SEASON RESULTS

Date	OPPONENT	GS	IP	H	R	ER	BB	SO	2B	3B	HR	WP	BK	HBP	IBB	Score	W	L	SV	ERA
Feb 27, 2017	Michigan	1.0	1	0	0	0	0	1	1	0	0	0	0	0	0	2-6	0	0	0	0.00
Mar 05, 2017	UNLV	2.0	0	0	0	0	0	1	0	0	0	0	0	1	0	9-5	0	0	0	0.00
Mar 07, 2017	PACIFIC	0.2	0	0	0	0	1	0	0	0	0	0	0	0	0	9-2	0	0	0	0.00
Mar 11, 2017	New Mexico	0.0	1	2	2	1	0	0	0	0	0	0	0	0	0	8-16	0	1	0	4.91
Mar 12, 2017	New Mexico	0.2	2	0	0	0	2	0	1	0	0	0	0	0	1	3-8	0	1	0	4.15
Mar 14, 2017	Cal State Fullerton	1.0	0	0	0	0	0	1	0	0	0	0	0	1	0	1-6	0	1	0	3.38
Mar 18, 2017	NEVADA	1.0	0	0	0	0	0	0	0	0	0	0	0	0	0	7-6	0	1	1	2.84
Mar 19, 2017	NEVADA	1.0	0	0	0	0	1	0	0	0	0	0	0	0	1	6-5	1	1	1	2.45
Mar 21, 2017	Pacific	0.1	4	2	2	0	0	0	0	0	0	1	1	0	0	10-12	1	2	1	4.70
Mar 25, 2017	Hawai'i	1.2	0	0	0	0	0	0	0	0	0	0	0	0	0	4-5	1	2	1	3.86
Mar 29, 2017	SANTA CLARA	1.0	1	0	0	0	0	1	0	0	0	1	0	0	0	4-2	1	2	1	3.48
Apr 02, 2017	San Diego State	1.0	2	1	1	0	0	2	1	1	0	0	0	0	0	1-5	1	2	1	3.97
Totals		0	11.1	11	5	5	5	6	3	1	0	2	1	2	2	64-78	1	2	1	3.97

CAREER RESULTS

Year	ERA	W	L	App	GS	CG	SHO	CBO	SV	IP	H	R	ER	BB	SO	2B	3B	HR	BF	B/Avg	WP	HBP	BK	SFA	SHA
2015	9.32	1	5	16	11	0	0	0	0	47.1	57	53	49	32	29	15	2	3	241	.302	7	12	2	2	6
2016	5.58	3	4	17	8	0	0	0	0	59.2	75	42	37	16	43	18	4	5	280	.313	6	13	1	4	7
TOTAL	7.23	4	9	33	19	0	0	0	0	107.0	132	95	86	48	72	33	6	8	521	.308	13	25	3	6	13

#14 ERIC ANDERSON • RHP • JR • SANGER HS

5-11 | 190 | R/R | SQUAW VALLEY, CALIF.



SEASON/CAREER GAME HIGHS

Category	Season	Career
Innings	3.0 (3/21/17)	3.0 (3/21/17)
Hits Allowed	3 (3/21/17)	6 (4/12/16)
ER Allowed	--	6 (2x last 4/12/16)
Strikeouts	3 (3/21/17)	3 (3/21/17)
Walks	1 (2x last 4/1/17)	3 (3/21/15)
Home Runs	--	-

NOTES

- Third season with the Spartans.
- Made his 2017 season debut against Michigan on 2/27/17 pitching a scoreless inning.
- Set career-highs in innings pitched (3.0) and strikeouts (3) vs Pacific (3/21/17).
- Seen action in 17 games, all out of the bullpen in his first two seasons.
- Played senior season with Sanger (Calif.) High after transferring from Reedley (Calif.) High.
- Tossed a no-hitter in Sanger's 8-0 defeat of his former school in the 2014 Fresno Easter Classic.

2016 SEASON RESULTS

Date	OPPONENT	GS	IP	H	R	ER	BB	SO	2B	3B	HR	WP	BK	HBP	IBB	Score	W	L	SV	ERA
Feb 27, 2017	Michigan	1.0	0	0	0	0	0	1	0	0	0	0	0	1	0	2-6	0	0	0	0.00
Mar 07, 2017	PACIFIC	0.2	0	0	0	0	1	1	0	0	0	0	0	0	0	9-2	0	0	0	0.00
Mar 21, 2017	Pacific	3.0	3	0	0	0	0	3	1	0	0	1	0	0	0	10-12	0	0	0	0.00
Apr 01, 2017	San Diego State	0.0	0	0	0	0	1	0	0	0	0	0	0	0	0	3-7	0	0	0	0.00
Totals		0	4.2	3	0	0	2	5	1	0	0	1	0	1	0	24-27	0	0	0	0.00

CAREER RESULTS

Year	ERA	W	L	App	GS	CG	SHO	CBO	SV	IP	H	R	ER	BB	SO	2B	3B	HR	BF	B/Avg	WP	HBP	BK	SFA	SHA
2015	27.00	0	0	6	0	0	0	0	0	4.1	14	13	13	6	3	1	0	0	35	.538	3	2	0	0	1
2016	22.68	0	1	11	0	0	0	0	0	8.1	27	23	21	5	6	7	1	0	61	.529	0	4	1	1	0
TOTAL	24.16	0	1	17	0	0	0	0	0	12.2	41	36	34	11	9	8	1	0	96	.532	3	6	1	1	1

TM



2017 SAN JOSÉ STATE BASEBALL GAME NOTES



#15 JOSEPH BALFOUR • RHP • RS-JR • MT. HOOD CC

6-0 | 190 | R/R | SHERWOOD, ORE.



CAREER/SEASON GAME HIGHS

Category	Season	Career
Innings	4.0 (4/2/17)	4.0 (4/2/17)
Hits Allowed	3 (2x last 3/29/17)	3 (2x last 3/29/17)
ER Allowed	4 (3/26/17)	4 (3/26/17)
Strikeouts	2 (3x last 3/17/17)	2 (3x last 3/17/17)
Walks	2 (2x last 4/2/17)	2 (2x last 4/22/17)
Home Runs	1 (2x last 3/29/17)	1 (2x last 3/29/17)

NOTES

- In his second season with the Spartans.
- Did not allow a run in his first six appearances this season.
- Made his Spartan debut vs BYU on 2/23/17.
- Recorded first career save vs Northern Colorado on 2/25/17.
- First career start as a Spartan vs San Diego State on 4/2/17 pitching a season-high 4.0 IP of shutout ball.
- Joined the Spartans in 2016 after a standout season at Mount Hood Community College.
- Redshirted in 2016.
- Played his sophomore season (2015) at Mount Hood Community College in Gresham, Ore.
- Set a school record with 98.0 innings pitched.
- Posted a 10-1 record with a 1.19 ERA...Struck out 66 and walked just nine.

2017 SEASON RESULTS

Date	OPPONENT	GS	IP	H	R	ER	BB	SO	2B	3B	HR	WP	BK	HBP	IBB	Score	W	L	SV	ERA
Feb 23, 2017	Brigham Young	1.1	2	0	0	0	0	1	1	0	0	0	0	0	0	3-2	0	0	0	0.00
Feb 25, 2017	Northern Colorado	1.0	1	0	0	0	0	0	1	0	0	0	0	0	0	5-4	0	0	1	0.00
Feb 27, 2017	Michigan	1.0	1	0	0	0	1	0	0	0	0	0	0	0	0	2-6	0	0	1	0.00
Mar 03, 2017	UNLV	1.0	0	0	0	0	0	1	0	0	0	0	0	0	0	6-5	0	0	2	0.00
Mar 05, 2017	UNLV	1.0	0	0	0	0	0	0	0	0	0	0	0	0	0	9-5	0	0	2	0.00
Mar 07, 2017	PACIFIC	1.0	1	0	0	0	0	2	0	0	0	0	0	0	0	9-2	0	0	2	0.00
Mar 12, 2017	New Mexico	1.2	1	1	1	2	2	0	1	0	0	0	0	0	0	3-8	0	0	2	1.12
Mar 17, 2017	NEVADA	2.2	2	1	0	0	0	2	1	0	0	1	0	0	0	6-5	0	0	2	0.84
Mar 24, 2017	Hawai'i	0.1	1	0	0	1	1	0	0	0	0	0	0	0	1	7-8	0	0	2	0.82
Mar 26, 2017	Hawai'i	0.0	3	4	4	0	0	1	0	1	1	1	0	1	0	1-14	0	0	2	4.09
Mar 29, 2017	SANTA CLARA	1.0	3	2	2	0	0	1	0	1	0	0	0	0	0	4-2	0	0	2	5.25
Apr 02, 2017	San Diego State	* 4.0	2	0	0	0	2	1	1	0	0	0	0	0	0	1-5	0	0	2	3.94
Totals		1	16.0	17	8	7	6	10	6	1	2	2	0	1	1	56-66	0	0	2	3.94

CAREER RESULTS

Year	ERA	W	L	App	GS	CG	SHO	CBO	SV	IP	H	R	ER	BB	SO	2B	3B	HR	BF	B/Avg	WP	HBP	BK	SFA	SHA
------	-----	---	---	-----	----	----	-----	-----	----	----	---	---	----	----	----	----	----	----	----	-------	----	-----	----	-----	-----

#16 HUNTER TIDWELL • OF • SO • VISTA MURRIETA HS

6-0 | 190 | R/R | MURRIETA, CALIF.



SEASON/CAREER GAME HIGHS

Category	Season	Career
At-Bats	3 (3/21/17)	5 (4x last 5/6/16)
Runs	1 (3/21/17)	2 (4x last 4/26/16)
Hits	1 (2x last 3/21/17)	3 (2/27/16)
RBI	2 (3/21/17)	2 (3/21/17)
Doubles	--	1 (3x last 4/24/16)
Triples	--	--
Home Runs	--	1 (5/6/16)
Stolen Bases	--	1 (4/24/16)
Hit Streak	1 (2x last 3/21/17)	3 (4/23-4/26/16)

NOTES

- In his second season with the Spartans.
- Played all three outfield positions last season as a freshman.
- 2016 Academic All-Mountain West honoree.
- Started 22 games at center field, 8 at right field and five at left field with one start as the designated hitter.
- Collected his first hit, RBI and run against Santa Clara (2/23).
- Got on base four times against Loyola Marymount (2/27) with three singles and a walk.
- Hit a home run, a solo shot, against Fresno State (4/24).
- Led the team in hit by pitch with seven.

2017 SEASON RESULTS

Date	OPPONENT	GS	AB	R	H	RBI	2B	3B	HR	BB	IBB	SB	CS	HBP	SAC	SF	GDP	K	PO	A	E	Avg
Feb 18, 2017	UCLA	1	0	1	0	0	0	0	0	0	0	0	1	0	0	0	0	0	0	0	0	1.000
Feb 19, 2017	UCLA	* 2	0	0	0	0	0	0	0	0	0	0	0	0	0	0	0	2	0	0	0	.333
Feb 23, 2017	Brigham Young	2	0	0	0	0	0	0	0	0	0	0	0	0	0	0	0	1	0	0	0	.200
Feb 25, 2017	Brigham Young	0	0	0	0	0	0	0	0	0	0	0	0	0	0	0	0	0	0	0	0	.200
Feb 27, 2017	Michigan	1	0	0	0	0	0	0	0	0	0	0	0	0	0	0	0	1	0	0	0	.167
Mar 21, 2017	Pacific	* 3	1	1	2	0	0	0	1	0	0	0	0	0	0	0	0	1	0	0	0	.222
Totals		2	9	1	2	2	0	0	0	1	0	0	1	0	0	0	0	5	0	0	0	.222

CAREER RESULTS

Year	Avg	GP	GS	AB	R	H	2B	3B	HR	RBI	TB	SLG%	BB	HBP	SO	GDP	OB%	SF	SH	SB	ATT	PO	A	E	FLD%
2016	.254	40	36	122	15	31	3	0	1	7	37	.303	3	7	34	1	.308	1	1	2	3	56	2	3	.951
TOTAL	.254	40	36	122	15	31	3	0	1	7	37	.303	3	7	34	1	.308	1	1	2	3	56	2	3	.951



2017 SAN JOSÉ STATE BASEBALL GAME NOTES



#19 MAURICE HAYDEN, JR. • OF • FR • COSUMNES OAKS HS

6-1 | 190 | S/R | ELK GROVE, CALIF.



SEASON/CAREER GAME HIGHS

Category	Season	Career
At-Bats	--	--
Runs	--	--
Hits	--	--
RBI	--	--
Doubles	--	--
Triples	--	--
Home Runs	--	--
Stolen Bases	--	--
Hit Streak	--	--

NOTES

- In his first season with the Spartans.
- Made his Spartan debut vs BYU (2/23/17) as a pinch runner.
- Drew a walk in his first plate appearance versus Santa Clara on 3/29/17.
- 2016 graduate of Cosumnes Oaks High School in Elk Grove, Calif.
- Two-time letter winner in baseball playing for coach Mark Gwerder.
- Stole 25 bases in 27 attempts during his junior and senior seasons.
- In 50 varsity games, hit .340 in 188 plate appearances.
- 19 of the 53 hits went for extra base hits.
- Also lettered in football, playing quarterback and free safety.

2017 SEASON RESULTS

Date	OPPONENT	GS	AB	R	H	RBI	2B	3B	HR	BB	IBB	SB	CS	HBP	SAC	SF	GDP	K	PO	A	E	Avg
Feb 23, 2017	Brigham Young	0	0	0	0	0	0	0	0	0	0	0	0	0	0	0	0	0	0	0	0	.000
Mar 07, 2017	PACIFIC	0	0	0	0	0	0	0	0	0	0	0	0	0	0	0	0	0	0	0	0	.000
Mar 29, 2017	SANTA CLARA	0	0	0	0	0	0	0	0	1	0	0	1	0	0	0	0	0	0	0	0	.000
Totals		0	0	0	0	0	0	0	0	1	0	0	1	0	0	0	0	0	0	0	0	.000

CAREER RESULTS

Year	Avg	GP	GS	AB	R	H	2B	3B	HR	RBI	TB	SLG%	BB	HBP	SO	GDP	OB%	SF	SH	SB	ATT	PO	A	E	FLD%
------	-----	----	----	----	---	---	----	----	----	-----	----	------	----	-----	----	-----	-----	----	----	----	-----	----	---	---	------

TM



2017 SAN JOSÉ STATE BASEBALL GAME NOTES



#20 CHRIS WILLIAMS • OF • JR • SAN JOAQUIN DELTA COLLEGE

6-0 | 205 | L/L | ANTIOCH, CALIF.



SEASON/CAREER GAME HIGHS

Category	Season	Career
At-Bats	5 (4x last 3/19/17)	5 (11x last 3/19/17)
Runs	2 (3/19/17)	2 (3/19/17)
Hits	3 (3x last 3/31/17)	3 (4x last 3/31/17)
RBI	3 (2/25/17)	3 (2/25/17)
Doubles	1 (7x last 4/1/17)	1 (12x last 4/1/17)
Triples	--	--
Home Runs	1 (2x last 3/19/17)	1 (4x last 3/19/17)
Stolen Bases	--	1 (2x 5/16/15)
Hit Streak	6 (2x last current)	7 (4/26-5/9/15)

NOTES

- In his second season and stint with the Spartans.
- Leads the team in slugging% (.432), doubles (7) and second in HR (2) and RBIs (10).
- Nine of his 28 hits have been extra base hits this season (2 HR, 7 doubles).
- Hit five consecutive hits in the San Diego State series from 3/31 - 4/1/17.
- Hit game winning three-run home run against BYU (2/25/17).
- Played at SJSU during the 2015 season and at San Joaquin Delta College in 2016 before returning to San José State.
- SAN JOAQUIN DELTA COLLEGE:
 - Played one season at San Joaquin Delta College in Stockton, Calif.
 - Lead the team in home runs with seven while hitting .322 in 143 at-bats.
- SJSU (2015):
 - Started in 48 of the 53 games.
 - 47 of his starts were a first base and one as designated hitter.
 - Batted .242 in 182 at-bats with seven extra base hits including two home runs.
 - Loves the movie 'Polar Express'.

2017 SEASON RESULTS

Date	OPPONENT	GS	AB	R	H	RBI	2B	3B	HR	BB	IBB	SB	CS	HBP	SAC	SF	GDP	K	PO	A	E	Avg	
Feb 18, 2017	UCLA	*	2	1	0	0	0	0	0	2	0	0	0	0	0	0	0	0	1	0	1	.000	
Feb 19, 2017	UCLA	*	3	0	1	0	1	0	0	0	0	0	0	0	0	0	0	0	6	0	0	.200	
Feb 23, 2017	Brigham Young	*	5	0	1	1	1	0	0	0	0	0	0	0	0	0	0	2	5	0	0	.200	
Feb 24, 2017	Northern Colorado	*	3	0	0	0	0	0	0	0	0	0	0	0	0	0	0	2	3	0	0	.154	
Feb 25, 2017	Northern Colorado	*	3	1	0	0	0	0	0	0	0	0	0	1	0	0	0	1	2	0	0	.125	
Feb 25, 2017	Brigham Young	*	4	1	1	3	0	0	1	0	0	0	0	0	0	0	0	1	3	0	0	.150	
Feb 27, 2017	Michigan	*	4	0	1	1	1	0	0	0	0	0	0	0	0	0	0	2	0	0	0	.167	
Mar 03, 2017	UNLV	*	4	0	1	0	1	0	0	1	0	0	0	0	0	0	0	0	1	0	0	.179	
Mar 04, 2017	UNLV	*	4	0	0	0	0	0	0	0	0	0	0	0	0	0	0	0	0	0	0	.156	
Mar 05, 2017	UNLV	*	3	0	0	1	0	0	0	0	0	0	0	0	1	0	0	0	0	0	0	.143	
Mar 10, 2017	New Mexico	*	4	0	0	0	0	0	0	0	0	0	0	0	0	0	0	2	1	2	0	.128	
Mar 11, 2017	New Mexico	*	5	1	2	0	1	0	0	0	0	0	0	0	0	0	0	0	1	0	0	.159	
Mar 12, 2017	New Mexico	*	4	0	3	1	0	0	0	0	0	0	1	0	0	0	0	0	3	0	0	.208	
Mar 14, 2017	Cal State Fullerton	*	2	0	1	0	1	0	0	0	0	0	0	0	0	0	0	0	1	0	0	.220	
Mar 17, 2017	NEVADA	*	5	0	1	0	0	0	0	0	0	0	0	0	0	0	0	1	2	0	0	.218	
Mar 18, 2017	NEVADA	*	4	1	2	1	0	0	0	0	0	0	0	0	0	0	0	1	1	0	0	.237	
Mar 19, 2017	NEVADA	*	5	2	3	1	0	0	1	0	0	0	0	0	0	0	0	0	1	0	0	.266	
Mar 21, 2017	Pacific	*	1	0	0	0	0	0	0	0	0	0	0	0	0	0	0	1	0	0	0	.262	
Mar 23, 2017	Hawai'i	*	4	0	2	0	0	0	0	0	0	0	0	0	0	0	0	1	1	0	0	.275	
Mar 24, 2017	Hawai'i	*	4	0	0	0	0	0	0	0	0	0	0	0	1	0	0	1	2	0	0	.260	
Mar 25, 2017	Hawai'i	*	3	1	1	0	0	0	0	0	0	0	0	0	1	0	0	1	3	0	0	.263	
Mar 26, 2017	Hawai'i	*	3	0	1	0	0	0	0	0	0	0	0	1	0	0	1	1	2	0	0	.266	
Mar 29, 2017	SANTA CLARA	*	5	1	1	0	0	0	0	0	0	0	0	0	0	0	0	1	1	2	0	.262	
Mar 31, 2017	San Diego State	*	3	0	3	1	0	0	0	0	0	0	2	0	1	0	0	0	1	0	0	.287	
Apr 01, 2017	San Diego State	*	4	0	2	0	1	0	0	0	0	0	0	0	0	0	0	0	6	0	0	.297	
Apr 02, 2017	San Diego State	*	4	0	1	0	0	0	0	0	0	0	0	0	0	0	0	0	2	0	0	.295	
Totals			25	95	9	28	10	7	0	2	3	0	0	3	2	4	0	1	18	49	4	1	.295

CAREER RESULTS

Year	Avg	GP	GS	AB	R	H	2B	3B	HR	RBI	TB	SLG%	BB	HBP	SO	GDP	OB%	SF	SH	SB	ATT	PO	A	E	FLD%
------	-----	----	----	----	---	---	----	----	----	-----	----	------	----	-----	----	-----	-----	----	----	----	-----	----	---	---	------

TM



2017 SAN JOSÉ STATE BASEBALL GAME NOTES



#21 KELLEN STRAHM • OF • FR • LANE COMMUNITY COLLEGE

6-1 | 200 | R/R | EUGENE, ORE.



SEASON/CAREER GAME HIGHS

Category	Season	Career
At-Bats	6 (3/17/17)	6 (3/17/17)
Runs	3 (3/17/17)	3 (3/17/17)
Hits	3 (3x last 3/17/17)	3 (3x last 3/17/17)
RBI	1 (4x last 3/17/17)	1 (4x last 3/17/17)
Doubles	1 (3x last 3/17/17)	1 (3x last 3/17/17)
Triples	1 (3/17/17)	1 (3/17/17)
Home Runs	--	--
Stolen Bases	3 (3/11/17)	3 (3/11/17)
Hit Streak	16 (2/23 - 3/21/17)	16 (2/23 - 3/21/17)

NOTES

- In his first season with the Spartans after transferring from Lane Community College.
- Had a 16 game hit streak snapped vs Hawaii on 3/23/17.
- Has hit safely in all but five games in 2017.
- Tied for the team in batting average (.320) and hits (33) along with Aaron Pleschner.
- Leads the Mountain West conference in stolen bases (9).
- Has started all games at CF (26).
- Redshirted the season at Lane CC.
- A 2015 graduate of Sheldon High School in Eugene, Ore.
- Lettered in baseball, basketball and football at Sheldon High.
- Named The Oregonian/OregonLive Athlete of the Year during his senior year.
- In his junior and senior years, batted .424 in 144 at-bats over 45 games.
- In his senior year, led team to Class 6A championship.
- Holds school season records in football including: total yards rushing, 1669; most points scored, 208; most touchdowns, 33; most rushing touchdowns, 26.

2017 SEASON RESULTS

Date	OPPONENT	GS	AB	R	H	RBI	2B	3B	HR	BB	IBB	SB	CS	HBP	SAC	SF	GDP	K	PO	A	E	Avg
Feb 18, 2017	UCLA	*	3	0	1	0	0	0	0	1	0	0	0	0	0	0	0	0	0	0	0	.333
Feb 19, 2017	UCLA	*	2	0	0	1	0	0	0	0	0	0	0	0	0	1	0	0	3	0	0	.200
Feb 23, 2017	Brigham Young	*	5	0	1	0	0	0	0	0	0	0	0	0	0	0	0	3	1	0	0	.200
Feb 24, 2017	Northern Colorado	*	4	0	1	0	0	0	0	0	0	0	0	0	0	0	0	2	4	0	0	.214
Feb 25, 2017	Northern Colorado	*	4	1	2	0	0	0	0	0	0	1	0	0	0	0	0	0	1	0	0	.278
Feb 25, 2017	Brigham Young	*	4	1	1	1	1	0	0	0	0	0	0	0	0	0	0	1	5	0	0	.273
Feb 27, 2017	Michigan	*	4	1	3	0	0	0	0	0	0	0	0	0	0	0	0	1	3	0	0	.346
Mar 03, 2017	UNLV	*	4	0	1	1	1	0	0	1	0	0	0	0	0	0	0	0	1	0	0	.333
Mar 04, 2017	UNLV	*	4	1	2	0	0	0	0	0	0	0	0	0	0	0	0	0	2	0	0	.353
Mar 05, 2017	UNLV	*	5	1	2	0	0	0	0	0	0	0	0	0	0	0	0	1	2	0	0	.359
Mar 07, 2017	PACIFIC	*	0	0	0	0	0	0	0	0	0	0	0	0	0	0	0	0	1	0	0	.359
Mar 10, 2017	New Mexico	*	4	0	1	0	0	0	0	0	0	0	1	0	0	0	0	0	2	0	0	.349
Mar 11, 2017	New Mexico	*	5	2	3	0	0	0	0	0	0	3	0	0	0	0	0	0	0	0	0	.375
Mar 12, 2017	New Mexico	*	5	0	1	0	0	0	0	0	0	1	0	0	0	0	0	0	2	0	0	.358
Mar 14, 2017	Cal State Fullerton	*	4	0	1	0	0	0	0	0	0	0	0	0	0	0	0	0	2	0	0	.351
Mar 17, 2017	NEVADA	*	6	3	3	1	1	1	0	0	0	0	0	0	0	0	0	0	3	0	0	.365
Mar 18, 2017	NEVADA	*	3	1	2	0	0	0	0	2	0	1	0	0	0	0	0	0	1	0	0	.379
Mar 19, 2017	NEVADA	*	5	0	1	0	0	0	0	0	0	0	0	1	0	0	0	1	2	0	0	.366
Mar 21, 2017	Pacific	*	5	1	1	0	0	0	0	0	0	0	0	0	0	0	1	2	4	0	0	.355
Mar 23, 2017	Hawai'i	*	4	0	0	0	0	0	0	0	0	0	0	0	0	0	0	2	3	0	0	.338
Mar 24, 2017	Hawai'i	*	2	1	1	0	0	0	0	1	0	0	0	1	0	0	0	1	4	0	0	.341
Mar 25, 2017	Hawai'i	*	3	0	0	0	0	0	0	0	0	0	0	0	0	0	0	2	0	0	0	.329
Mar 26, 2017	Hawai'i	*	3	0	2	0	0	0	0	0	0	0	0	0	0	0	0	0	2	0	0	.341
Mar 29, 2017	SANTA CLARA	*	3	0	0	0	0	0	0	1	0	1	0	1	0	0	0	1	2	0	0	.330
Mar 31, 2017	San Diego State	*	4	2	2	0	0	0	0	0	0	1	0	0	0	0	0	0	0	0	0	.337
Apr 01, 2017	San Diego State	*	4	0	0	0	0	0	0	0	0	0	0	0	0	0	0	0	2	0	0	.323
Apr 02, 2017	San Diego State	*	4	0	1	0	0	0	0	0	0	1	0	0	0	0	0	1	4	0	0	.320
Totals			26	103	15	33	4	3	1	0	6	0	9	1	2	1	1	18	56	0	0	.320

CAREER RESULTS

Year	Avg	GP	GS	AB	R	H	2B	3B	HR	RBI	TB	SLG%	BB	HBP	SO	GDP	OB%	SF	SH	SB	ATT	PO	A	E	FLD%
------	-----	----	----	----	---	---	----	----	----	-----	----	------	----	-----	----	-----	-----	----	----	----	-----	----	---	---	------

TM



2017 SAN JOSÉ STATE BASEBALL GAME NOTES



#23 JUSTIN BECK • INF • JR • UPLAND HS

6-0 | 195 | S/R | UPLAND, CALIF.



SEASON/CAREER GAME HIGHS

Category	Season	Career
At-Bats	4 (6x last 3/25/17)	4 (13x last 3/25/17)
Runs	2 (2x last 3/12/17)	2 (3x last 3/12/17)
Hits	3 (3/12/17)	3 (3/12/17)
RBI	2 (3/17/17)	2 (3/17/17)
Doubles	1 (3x last 3/17/17)	1 (4x last 3/17/17)
Triples	--	--
Home Runs	--	--
Stolen Bases	1 (3/7/17)	1 (2x 3/7/17)
Hit Streak	4 (3/7 - 3/12/17)	4 (2x last 3/7-3/12/17)

NOTES

- In his third season with the Spartans.
- First career three-hit game on 3/12/17 vs New Mexico.
- Matched a career-high hitting streak of four games from 3/7-3/12/17.
- Drove in career-high two runs vs Nevada on 3/17/17.
- Stole second career base vs Pacific (3/7/17).
- 2016 Academic All-Mountain West honoree.
- 2016:
 - Appeared in 29 games, starting in 19 (11 3B, 3 2B, 5 DH).
 - Finished second on the team in sacrifice flies with two.
 - Third on the team with five sacrifice bunts.
 - Fourth on the team with 16 walks.
 - Swiped first career base against UNLV (5/1).
 - Enjoys scuba diving. Scuba dove in Catalina Island.
 - Part of the SJSU athletic department talent show winning team - played the pianist role in The High School Musical.
 - In summer of 2016, played in Pacific Coast Collegiate League (Riverside Adrenaline) and in the Northwoods League (Waterloo Bucks)

2017 SEASON RESULTS

Date	OPPONENT	GS	AB	R	H	RBI	2B	3B	HR	BB	IBB	SB	CS	HBP	SAC	SF	GDP	K	PO	A	E	Avg
Feb 18, 2017	UCLA	0	0	0	0	0	0	0	0	0	0	0	0	0	0	0	0	0	1	2	0	.000
Feb 19, 2017	UCLA	1	0	0	0	0	0	0	0	0	0	0	0	0	0	0	0	0	0	0	0	.000
Feb 23, 2017	Brigham Young	1	0	0	0	0	0	0	0	0	0	0	0	0	0	0	0	0	1	0	0	.000
Feb 24, 2017	Northern Colorado	1	0	0	0	0	0	0	0	0	0	0	0	0	0	0	0	1	0	0	0	.000
Feb 27, 2017	Michigan	*	3	0	1	1	0	0	0	0	0	0	0	0	0	0	0	1	3	4	0	.167
Mar 03, 2017	UNLV	*	3	0	0	0	0	0	0	1	0	0	1	0	0	0	0	1	0	0	0	.111
Mar 04, 2017	UNLV	1	0	1	0	0	0	0	0	0	0	0	0	0	0	0	0	0	0	0	0	.200
Mar 05, 2017	UNLV	0	0	0	0	0	0	0	0	1	0	0	0	0	0	0	0	0	0	1	0	.200
Mar 07, 2017	PACIFIC	*	3	2	1	0	1	0	0	1	0	1	0	0	0	0	0	0	3	2	0	.231
Mar 10, 2017	New Mexico	*	3	0	1	0	0	0	0	0	0	0	0	0	0	0	0	1	0	0	0	.250
Mar 11, 2017	New Mexico	*	4	1	1	1	0	0	0	1	0	0	0	0	0	0	0	0	0	3	0	.250
Mar 12, 2017	New Mexico	*	4	2	3	1	1	0	0	1	0	0	0	0	0	0	0	0	0	4	0	.333
Mar 14, 2017	Cal State Fullerton	*	3	0	0	0	0	0	0	0	0	0	0	0	0	0	1	1	0	3	0	.296
Mar 17, 2017	NEVADA	*	4	0	1	2	1	0	0	1	1	0	0	1	0	0	0	2	2	3	0	.290
Mar 18, 2017	NEVADA	*	2	0	0	0	0	0	0	0	0	0	0	2	0	0	0	1	1	1	0	.273
Mar 19, 2017	NEVADA	*	4	0	0	0	0	0	0	0	0	0	0	1	0	0	0	0	0	2	1	.243
Mar 21, 2017	Pacific	1	0	0	0	0	0	0	0	0	0	0	0	0	0	0	0	0	0	0	0	.237
Mar 23, 2017	Hawai'i	*	4	0	0	0	0	0	0	0	0	0	0	0	0	0	0	0	2	2	0	.214
Mar 25, 2017	Hawai'i	*	4	0	1	1	0	0	0	0	0	0	0	0	0	0	0	1	0	3	0	.217
Mar 29, 2017	SANTA CLARA	*	3	0	0	0	0	0	0	0	0	0	0	0	0	0	0	0	0	0	0	.204
Apr 01, 2017	San Diego State	1	0	1	0	0	0	0	0	0	0	0	0	0	0	0	0	0	0	0	0	.220
Apr 02, 2017	San Diego State	*	2	0	1	1	0	0	0	0	0	0	0	0	0	0	0	1	1	0	0	.231
Totals		14	52	5	12	7	3	0	0	6	1	1	1	4	0	0	1	10	14	30	1	.231

CAREER RESULTS

Year	Avg	GP	GS	AB	R	H	2B	3B	HR	RBI	TB	SLG%	BB	HBP	SO	GDP	OB%	SF	SH	SB	ATT	PO	A	E	FLD%
2015	.150	21	1	20	1	3	0	0	0	1	3	.150	5	0	6	0	.320	0	0	0	0	1	2	0	1.000
2016	.194	29	19	62	8	12	1	0	0	4	13	.210	16	0	10	0	.350	2	5	1	1	11	27	5	.884
TOTAL	.183	50	20	82	9	15	1	0	0	5	16	.195	21	0	16	0	.343	2	5	1	1	12	29	5	.891

TM



2017 SAN JOSÉ STATE BASEBALL GAME NOTES



#24 KYLE MORRISON • INF • JR • LEIGH HS

5-11 | 200 | R/R | SAN JOSE, CALIF.



SEASON/CAREER GAME HIGHS

Category	Season	Career
At-Bats	5 (3x last 3/17/17)	5 (7x last 3/17/17)
Runs	2 (2x last 3/24/17)	2 (4x last 3/24/17)
Hits	2 (3x last 3/24/17)	2 (4x last 3/24/17)
RBI	2 (3/21/17)	2 (2x last 3/21/15)
Doubles	1 (3/24/17)	1 (3/24/17)
Triples	--	--
Home Runs	--	--
Stolen Bases	1 (3x last 3/24/17)	1 (4x last 3/24/17)
Hit Streak	3 (3/12 - 3/17/17)	3 (3/12 - 3/17/17)

NOTES

- In his third season with the Spartans.
- Has started 18 games at 2B and one game each at 3B and LF this season.
- Hit first career extra base hit, a double, vs Hawaii on 3/24/17.
- Had a career-high three game hit streak from 3/12 - 3/17/17.
- Came in as a pinch runner vs UNLV (3/5/17) and scored a run.
- Can play second, third and short.
- 2015 Academic All-Mountain West honoree.
- 2016:
 - Batted .286 with a .375 on-base percentage in 15 games.
 - A four year letterwinner in both baseball and basketball at Leigh High School
 - Named 2014 Leigh High School All-Around Male Athlete of the Year

2017 SEASON RESULTS

Date	OPPONENT	GS	AB	R	H	RBI	2B	3B	HR	BB	IBB	SB	CS	HBP	SAC	SF	GDP	K	PO	A	E	Avg
Feb 18, 2017	UCLA	*	3	0	1	0	0	0	0	2	0	0	0	0	0	0	0	0	2	4	0	.333
Feb 19, 2017	UCLA	*	4	0	0	0	0	0	0	0	0	0	0	0	0	0	0	0	0	1	0	.143
Feb 23, 2017	Brigham Young	*	5	0	1	0	0	0	0	0	0	1	0	0	1	0	0	0	2	4	0	.167
Feb 24, 2017	Northern Colorado	*	4	0	0	0	0	0	0	0	0	0	0	0	0	0	0	1	1	1	0	.125
Feb 25, 2017	Northern Colorado	*	3	1	1	0	0	0	0	0	0	0	0	0	1	0	0	1	2	9	0	.158
Feb 25, 2017	Brigham Young	*	2	1	1	0	0	0	0	2	0	0	0	0	0	0	0	0	3	1	0	.190
Mar 03, 2017	UNLV	*	2	1	0	0	0	0	0	1	0	0	0	1	0	0	0	0	0	2	1	.174
Mar 04, 2017	UNLV	*	2	0	0	0	0	0	0	0	0	0	0	0	0	0	0	0	0	3	0	.160
Mar 05, 2017	UNLV	*	0	1	0	0	0	0	0	0	0	0	0	0	0	0	0	0	0	0	0	.160
Mar 10, 2017	New Mexico	*	2	0	0	0	0	0	0	0	0	0	0	0	0	0	0	0	4	5	0	.148
Mar 12, 2017	New Mexico	*	5	0	2	0	0	0	0	0	0	0	0	0	0	0	0	0	2	2	0	.188
Mar 14, 2017	Cal State Fullerton	*	3	0	1	0	0	0	0	0	0	0	0	0	0	0	0	0	0	3	1	.200
Mar 17, 2017	NEVADA	*	5	1	1	0	0	0	0	0	0	1	0	0	0	0	0	1	4	4	2	.200
Mar 18, 2017	NEVADA	*	3	1	0	1	0	0	0	1	0	0	0	1	0	0	0	2	4	3	1	.186
Mar 19, 2017	NEVADA	*	0	0	0	0	0	0	0	0	0	0	0	0	1	0	0	0	0	2	1	.186
Mar 21, 2017	Pacific	*	3	2	2	2	0	0	0	1	0	0	0	1	0	0	0	0	2	2	0	.217
Mar 24, 2017	Hawai'i	*	4	2	2	1	1	0	0	1	0	1	0	0	0	0	0	0	3	4	0	.240
Mar 25, 2017	Hawai'i	*	4	0	0	0	0	0	0	0	0	0	0	0	0	0	0	0	2	0	0	.222
Mar 26, 2017	Hawai'i	*	3	0	0	0	0	0	0	1	0	0	0	0	0	0	1	1	1	2	0	.211
Mar 29, 2017	SANTA CLARA	*	2	0	0	1	0	0	0	2	0	0	0	0	0	0	0	0	1	4	0	.203
Mar 31, 2017	San Diego State	*	4	0	1	0	0	0	0	0	0	0	1	0	0	0	0	0	2	5	0	.206
Apr 01, 2017	San Diego State	*	2	0	1	0	0	0	0	0	0	0	0	1	0	0	0	0	1	1	1	.215
Apr 02, 2017	San Diego State	*	0	0	0	0	0	0	0	0	0	0	0	0	1	0	0	0	0	0	0	.215
Totals			20	65	10	14	5	1	0	11	0	3	1	2	6	0	1	6	36	62	7	.215

CAREER RESULTS

Year	Avg	GP	GS	AB	R	H	2B	3B	HR	RBI	TB	SLG%	BB	HBP	SO	GDP	OB%	SF	SH	SB	ATT	PO	A	E	FLD%
2015	.200	29	22	60	7	12	0	0	0	2	12	.200	13	1	8	4	.351	0	6	2	3	39	43	6	.932
2016	.286	15	1	14	2	4	0	0	0	3	4	.286	2	0	0	0	.375	0	0	0	0	7	8	2	.882
TOTAL	.216	44	23	74	9	16	0	0	0	5	16	.216	15	1	8	4	.356	0	6	2	3	46	51	8	.924

TM



2017 SAN JOSÉ STATE BASEBALL GAME NOTES



#25 JEREMY POLON • LHP • FR • EL CAMINO REAL CHARTER HS

6-0 | 190 | L/L | WEST HILLS, CALIF.



CAREER/SEASON GAME HIGHS

Category	Season	Career
Innings	1.2 (2/27/17)	1.2 (2/27/17)
Hits Allowed	2 (2/27/17)	2 (2/27/17)
ER Allowed	3 (3/26/17)	3 (3/26/17)
Strikeouts	4 (2/27/17)	4 (2/27/17)
Walks	2 (2x last 3/26/17)	2 (2x last 3/26/17)
Home Runs	--	--

NOTES

- In his first season with the Spartans.
- Made his Spartan debut vs UCLA on 2/19/17.
- Started first game of his Spartan career vs Michigan (2/27/17).
- A graduate of El Camino Real Charter High School in Woodland Hills, Calif.
- Three-time letter winner playing for coach Josh Lienhard.
- Compiled a career 30-4 record while striking out 224 batters in 210 innings.
- Posted an ERA of 0.96 in 2014, 1.13 in 2015 and 1.42 in 2016.
- Has two of the five lowest season ERA at El Camino Real Charter.
- Led El Camino Real Charter to back-to-back Los Angeles City Division I championships.
- Three-time first team Los Angeles City Section Division I selection.
- 2015 City Section Division I co-player of the year

2017 SEASON RESULTS

Date	OPPONENT	GS	IP	H	R	ER	BB	SO	2B	3B	HR	WP	BK	HBP	IBB	Score	W	L	SV	ERA
Feb 19, 2017	UCLA		0.1	1	1	1	1	0	1	0	0	0	0	0	0	1-10	0	0	0	27.00
Feb 25, 2017	Northern Colorado		0.1	0	0	0	0	1	0	0	0	0	0	0	0	5-4	0	0	0	13.50
Feb 27, 2017	Michigan	*	1.2	2	3	2	2	4	1	0	0	1	1	0	0	2-6	0	1	0	11.57
Mar 07, 2017	PACIFIC		0.1	1	0	0	1	1	1	0	0	0	0	0	0	9-2	0	1	0	10.12
Mar 14, 2017	Cal State Fullerton		0.0	0	1	1	1	0	0	0	0	0	0	0	0	1-6	0	1	0	13.50
Mar 24, 2017	Hawai'i		0.0	0	0	0	0	0	0	0	0	0	0	1	0	7-8	0	1	0	13.50
Mar 26, 2017	Hawai'i		0.1	1	3	3	2	1	1	0	0	0	0	0	0	1-14	0	1	0	21.00
Totals		1	3.0	5	8	7	7	7	4	0	0	1	1	1	0	26-50	0	1	0	21.00

CAREER RESULTS

Year	ERA	W	L	App	GS	CG	SHO	CBO	SV	IP	H	R	ER	BB	SO	2B	3B	HR	BF	B/Avg	WP	HBP	BK	SFA	SHA
------	-----	---	---	-----	----	----	-----	-----	----	----	---	---	----	----	----	----	----	----	----	-------	----	-----	----	-----	-----

#26 ANDERS DAVIDSON • UTL • FR • WALLA WALLA HS

6-1 | 185 | R/R | WALLA WALLA, WASH.



SEASON/CAREER GAME HIGHS

Category	Season	Career
At-Bats	1 (2/23/17)	1 (2/23/17)
Runs	1 (2/23/17)	1 (2/23/17)
Hits	--	--
RBI	--	--
Doubles	--	--
Triples	--	--
Home Runs	--	--
Stolen Bases	--	--
Hit Streak	--	--

NOTES

- In his first season with the Spartans.
- Made his Spartan debut as a pinch runner vs BYU on 2/23/17.
- A 2016 graduate of Walla Walla High School in Walla Walla, Wash.
- Lettered three times in baseball playing for coach Keith Gradwohl.
- Honorable mention Mid-Columbia Conference all-conference selection in 2016.
- During his senior year, batted .480 with 25 RBI, 2 triples, 30 runs, 10 stolen bases and two homeruns to lead the team in all categories.
- Led Walla Walla High School to a 4A District baseball title as a junior while posting team highs in batting average (.338), doubles (8), walks (13) and runs (25).
- Played summer baseball with the Spokane Dodgers under coach Jeff Simmelick.

2017 SEASON RESULTS

Date	OPPONENT	GS	AB	R	H	RBI	2B	3B	HR	BB	IBB	SB	CS	HBP	SAC	SF	GDP	K	PO	A	E	Avg
Feb 23, 2017	Brigham Young		1	1	0	0	0	0	0	0	0	0	0	0	0	0	0	1	0	0	0	.000
Feb 27, 2017	Michigan		0	0	0	0	0	0	0	0	0	0	0	0	0	0	0	0	0	0	0	.000
Mar 07, 2017	PACIFIC		0	0	0	0	0	0	0	0	0	0	0	0	0	0	0	0	0	0	0	.000
Mar 10, 2017	New Mexico		0	0	0	0	0	0	0	0	0	0	0	0	0	0	0	0	0	1	0	.000
Mar 17, 2017	NEVADA		0	0	0	0	0	0	0	0	0	0	0	0	0	0	0	0	0	0	0	.000
Mar 18, 2017	NEVADA		0	0	0	0	0	0	0	0	0	0	0	0	0	0	0	0	0	0	0	.000
Totals		0	1	1	0	0	0	0	0	0	0	0	0	0	0	0	0	1	0	1	0	.000

CAREER RESULTS

Year	Avg	GP	GS	AB	R	H	2B	3B	HR	RBI	TB	SLG%	BB	HBP	SO	GDP	OB%	SF	SH	SB	ATT	PO	A	E	FLD%
------	-----	----	----	----	---	---	----	----	----	-----	----	------	----	-----	----	-----	-----	----	----	----	-----	----	---	---	------



2017 SAN JOSÉ STATE BASEBALL GAME NOTES



#27 CAMERON KEUP • RHP • JR • COSUMNES RIVER COLLEGE

6-2 | 200 | R/R | ELK GROVE, CALIF.



CAREER/SEASON GAME HIGHS

Category	Season	Career
Innings	3.2 (3/24/17)	3.2 (3/24/17)
Hits Allowed	10 (3/24/17)	10 (3/24/17)
ER Allowed	7 (3/24/17)	7 (3/24/17)
Strikeouts	3 (3/24/17)	3 (3/24/17)
Walks	2 (3/18/17)	2 (3/18/17)
Home Runs	1 (3/14/17)	1 (3/14/17)

NOTES

- In his first season with the Spartans after transferring from Cosumnes River College.
 - Made his Spartan debut vs UCLA on 2/19/17 coming out of the pen.
 - Picked up his first win as a Spartan vs UNLV (3/3/17) pitching two scoreless innings in relief.
 - Made his first Spartan start vs Cal State Fullerton on 3/14/17.
- COSUMNES RIVER COLLEGE:**
- Played two seasons at Cosumnes River College in Sacramento, Calif.
 - First team Big 8 conference selection in 2016.
 - Appeared in 25 games compiling a 5-0 record with a save.
 - Posted a 2.28 ERA, fourth best in the Big 8 conference, over 67.0 innings.
 - A 2014 graduate of Franklin High School in Elk Grove, Calif.
 - Two-time letter winner playing for coach Bryan Kilby.
 - Compiled a 13-4 record with a save and a 1.89 ERA over two years.

2017 SEASON RESULTS

Date	OPPONENT	GS	IP	H	R	ER	BB	SO	2B	3B	HR	WP	BK	HBP	IBB	Score	W	L	SV	ERA
Feb 19, 2017	UCLA	0.2	0	0	0	0	0	0	0	0	0	0	0	0	0	1-10	0	0	0	0.00
Feb 23, 2017	Brigham Young	1.0	1	0	0	0	0	0	0	0	0	0	0	0	0	3-2	0	0	0	0.00
Feb 24, 2017	Northern Colorado	1.2	3	1	1	1	1	0	0	0	0	0	0	0	0	0-1	0	1	0	2.70
Feb 27, 2017	Michigan	1.0	0	0	0	1	2	0	0	0	0	0	0	0	0	2-6	0	1	0	2.08
Mar 03, 2017	UNLV	2.0	0	0	0	1	2	0	0	0	0	0	0	0	0	6-5	1	1	0	1.42
Mar 05, 2017	UNLV	0.1	1	0	0	0	1	0	0	0	0	0	0	0	0	9-5	1	1	0	1.35
Mar 11, 2017	New Mexico	0.2	3	3	3	1	0	0	0	0	0	0	0	0	0	8-16	1	1	0	4.91
Mar 14, 2017	Cal State Fullerton	*	2.0	4	4	4	1	2	0	0	1	0	0	0	0	1-6	1	2	0	7.71
Mar 18, 2017	NEVADA	2.0	2	0	0	2	1	0	0	0	1	0	0	0	0	7-6	1	2	0	6.35
Mar 24, 2017	Hawai'i	*	3.2	10	7	7	0	3	3	1	0	0	0	0	0	7-8	1	3	0	9.00
Apr 01, 2017	San Diego State	1.0	3	2	2	0	0	1	0	0	0	0	0	0	0	3-7	1	3	0	9.56
Totals		2	16.0	27	17	17	7	11	4	1	1	1	0	0	0	47-72	1	3	0	9.56

CAREER RESULTS

Year	ERA	W	L	App	GS	CG	SHO	CBO	SV	IP	H	R	ER	BB	SO	2B	3B	HR	BF	B/Avg	WP	HBP	BK	SFA	SHA
------	-----	---	---	-----	----	----	-----	-----	----	----	---	---	----	----	----	----	----	----	----	-------	----	-----	----	-----	-----

TM



2017 SAN JOSÉ STATE BASEBALL GAME NOTES



#28 ZACH TANNER • RHP • SR • BAKERSFIELD COLLEGE

6-4 | 230 | R/R | BAKERSFIELD, CALIF.



CAREER/SEASON GAME HIGHS

Category	Season	Career
Innings	3.2 (3/19/17)	4.0 (4/9/16)
Hits Allowed	3 (3/11/17)	6 (3/2/16)
ER Allowed	2 (2x last 4/2/17)	4 (3/2/16)
Strikeouts	2 (3/19/17)	4 (4/9/16)
Walks	2 (3/5/17)	2 (2x last 3/5/17)
Home Runs	--	1 (2x last 4/22/16)

NOTES

- In his second season with the Spartans.
- Pitched a season-high 3.2 innings vs Nevada on 3/19/17.
- Joined the team as a walk-on in the fall of 2015.
- Submarine pitcher that will add depth to the bullpen.
- Did not allow a run in his first seven appearances this season.
- 2016 Academic All-Mountain West honoree.
- Appeared in 15 games out of the bullpen.
- Pitched a season-high four innings against Air Force (4/9), striking out a season-high four batters.
- Had three consecutive scoreless appearances against Stanford (4/12), New Mexico (4/16) and San Francisco (4/19) spanning 5.2 innings.

2017 SEASON RESULTS

Date	OPPONENT	GS	IP	H	R	ER	BB	SO	2B	3B	HR	WP	BK	HBP	IBB	Score	W	L	SV	ERA
Feb 19, 2017	UCLA		1.0	0	0	0	0	1	0	0	0	0	0	0	0	1-10	0	0	0	0.00
Feb 23, 2017	Brigham Young		0.1	0	0	0	0	0	0	0	0	0	0	0	0	3-2	0	0	0	0.00
Feb 24, 2017	Northern Colorado		0.2	1	0	0	1	1	0	0	0	0	0	0	0	0-1	0	0	0	0.00
Feb 27, 2017	Michigan		0.2	2	0	0	1	0	1	0	0	0	0	0	1	2-6	0	0	0	0.00
Mar 04, 2017	UNLV		2.0	1	0	0	1	0	0	0	0	0	0	0	0	1-7	0	0	0	0.00
Mar 05, 2017	UNLV		3.0	1	0	0	2	0	1	0	0	0	0	0	0	9-5	0	0	0	0.00
Mar 10, 2017	New Mexico		1.1	1	0	0	1	0	0	0	0	0	0	0	0	1-11	0	0	0	0.00
Mar 11, 2017	New Mexico		0.1	3	2	1	0	0	1	1	0	1	1	0	0	8-16	0	0	0	0.96
Mar 19, 2017	NEVADA		3.2	1	1	0	0	2	0	0	0	0	0	0	0	6-5	0	0	0	0.69
Mar 23, 2017	Hawai'i		0.0	2	2	2	0	0	1	0	0	0	0	1	0	2-6	0	0	0	2.08
Mar 25, 2017	Hawai'i		0.0	1	0	0	0	0	0	0	0	0	0	0	0	4-5	0	0	0	2.08
Mar 26, 2017	Hawai'i		1.2	0	0	0	0	0	0	0	0	0	0	1	0	1-14	0	0	0	1.84
Mar 31, 2017	San Diego State		0.2	1	0	0	0	0	1	0	0	0	0	0	0	4-5	0	0	0	1.76
Apr 02, 2017	San Diego State		0.1	1	2	2	1	0	1	0	0	0	0	0	1	1-5	0	0	0	2.87
Totals		0	15.2	15	7	5	7	4	6	1	0	1	1	2	2	43-98	0	0	0	2.87

CAREER RESULTS

Year	ERA	W	L	App	GS	CG	SHO	CBO	SV	IP	H	R	ER	BB	SO	2B	3B	HR	BF	B/Avg	WP	HBP	BK	SFA	SHA
2016	6.17	0	2	15	0	0	0	0	0	23.1	32	19	16	8	11	9	1	2	111	.344	1	2	0	4	4
TOTAL	6.17	0	2	15	0	0	0	0	0	23.1	32	19	16	8	11	9	1	2	111	.344	1	2	0	4	4

TM



2017 SAN JOSÉ STATE BASEBALL GAME NOTES



#30 MATT BROWN • RHP • JR • BENICIA HS

6-6 | 220 | R/R | BENICIA, CALIF.



CAREER/SEASON GAME HIGHS

Category	Season	Career
Innings	6.0 (2x last 3/25/17)	6.0 (6x last 3/25/17)
Hits Allowed	7 (2x last 3/11/17)	10 (4/9/16)
ER Allowed	8 (3/11/17)	8 (3/11/17)
Strikeouts	5 (2x last 3/11/17)	6 (5/15/15)
Walks	6 (3/25/17)	6 (3/25/17)
Home Runs	1 (2/25/17)	1 (5x last 2/25/17)

NOTES

- In his third season with the Spartans.
- Leads the team in innings pitched (35.1 IP) and strikeouts (25).
- Awarded with the Top Pitcher award during 2016 fall ball by the coaching staff.
- 2016:
 - Pitched the second-most innings by a Spartan with 73.0.
 - Led the team in strikeouts with 48.
 - Finished with a 2-7 record and two saves to go with his 5.18 ERA.
 - Picked up the win against UC Irvine (2/20) going 5.0 innings and allowing one run while striking out five.
 - His other win came in relief against Pacific (4/26)

2017 SEASON RESULTS

Date	OPPONENT	GS	IP	H	R	ER	BB	SO	2B	3B	HR	WP	BK	HBP	IBB	Score	W	L	SV	ERA
Feb 19, 2017	UCLA	*	4.1	2	3	3	3	2	1	0	0	0	0	4	0	1-10	0	1	0	6.23
Feb 25, 2017	Northern Colorado	*	6.0	6	2	2	4	4	2	0	1	0	0	1	0	5-4	1	1	0	4.35
Mar 04, 2017	UNLV	*	4.2	7	3	3	5	5	2	0	0	1	0	0	0	1-7	1	2	0	4.80
Mar 11, 2017	New Mexico	*	5.1	7	8	8	2	5	3	1	0	1	0	1	0	8-16	1	2	0	7.08
Mar 18, 2017	NEVADA	*	5.0	6	2	2	5	3	1	0	0	0	0	1	0	7-6	2	2	0	6.39
Mar 25, 2017	Hawai'i	*	6.0	3	5	4	6	3	1	0	0	2	0	1	0	4-5	2	3	0	6.32
Apr 01, 2017	San Diego State	*	4.0	4	5	4	4	3	0	0	0	1	0	3	0	3-7	2	4	0	6.62
Totals			7	35.1	35	28	26	29	25	10	1	5	0	11	0	29-55	2	4	0	6.62

CAREER RESULTS

Year	ERA	W	L	App	GS	CG	SHO	CBO	SV	IP	H	R	ER	BB	SO	2B	3B	HR	BF	B/Avg	WP	HBP	BK	SFA	SHA
2015	4.44	2	6	17	7	0	0	1	2	48.2	44	34	24	25	36	10	0	2	226	.240	10	11	1	0	7
2016	5.18	2	7	19	11	0	0	0	2	73.0	82	54	42	36	48	14	1	2	343	.295	5	13	3	9	7
TOTAL	4.88	4	13	36	18	0	0	1	4	121.2	126	88	66	61	84	24	1	4	569	.273	15	24	4	9	14

#31 GRAHAM GOMEZ • LHP • SR • PALOMAR CC

6-0 | 188 | L/L | CARLSBAD, CALIF.



CAREER/SEASON GAME HIGHS

Category	Season	Career
Innings	6.1 (2/24/17)	7.0 (4/29/16)
Hits Allowed	7 (3/12/17)	15 (2x last 4/29/16)
ER Allowed	5 (3/5/17)	8 (4/29/16)
Strikeouts	8 (3/19/17)	8 (3/19/17)
Walks	4 (2/24/17)	4 (2/24/17)
Home Runs	1 (3x last 3/12/17)	1 (6x last 3/12/17)

NOTES

- In his second season with the Spartans.
- The most experienced left-handed option on the staff in 2017.
- Struckout a career high eight batters vs Nevada (3/19/17).
- Appeared as a pinch-runner vs Hawaii (3/25/17), down a run in the ninth inning. Advanced from first to third on a single through the right side.
- 2016 Academic All-Mountain West honoree.
- 2016:
 - Led the team with 23 appearances and tied for the team lead in saves with two.
 - Third on the team with 60.0 innings pitched.
 - Recorded wins against Pacific (3/1) and Fresno State (4/24).
 - Saved games against UC Irvine (2/20) and Saint Mary's (5/10).

2017 SEASON RESULTS

Date	OPPONENT	GS	IP	H	R	ER	BB	SO	2B	3B	HR	WP	BK	HBP	IBB	Score	W	L	SV	ERA	
Feb 24, 2017	Northern Colorado	*	6.1	1	0	0	4	5	1	0	0	2	0	1	0	0-1	0	0	0	0.00	
Mar 05, 2017	UNLV	*	0.2	4	5	5	0	1	2	0	1	0	0	1	0	9-5	0	0	0	6.43	
Mar 07, 2017	PACIFIC	*	1.0	1	1	1	0	2	0	0	1	0	0	0	0	9-2	0	0	0	6.75	
Mar 12, 2017	New Mexico	*	4.2	7	2	2	2	3	3	0	1	1	0	0	0	3-8	0	0	0	5.68	
Mar 19, 2017	NEVADA	*	4.2	5	4	3	1	8	2	0	0	0	0	1	0	6-5	0	0	0	5.71	
Mar 26, 2017	Hawai'i	*	2.1	5	4	4	1	1	2	0	0	0	0	0	0	1-14	0	1	0	6.86	
Apr 02, 2017	San Diego State	*	0.1	0	0	0	0	0	0	0	0	1	0	0	0	1-5	0	1	0	6.75	
Totals			5	20.0	23	16	15	8	20	10	0	3	4	0	3	0	29-40	0	1	0	6.75

CAREER RESULTS

Year	ERA	W	L	App	GS	CG	SHO	CBO	SV	IP	H	R	ER	BB	SO	2B	3B	HR	BF	B/Avg	WP	HBP	BK	SFA	SHA
2016	5.40	2	5	23	6	0	0	0	2	60.0	81	39	36	16	32	15	4	3	266	.338	5	0	0	5	5
TOTAL	5.40	2	5	23	6	0	0	0	2	60.0	81	39	36	16	32	15	4	3	266	.338	5	0	0	5	5



2017 SAN JOSÉ STATE BASEBALL GAME NOTES



#32 JOSH GOLDBERG • RHP • JR • WILSON HS

5-11 | 200 | R/R | LONG BEACH, CALIF.



CAREER/SEASON GAME HIGHS

Category	Season	Career
Innings	3.0 (2/23/17)	4.0 (2x last 4/15/16)
Hits Allowed	3 (2x last 3/21/17)	4 (6x last 4/22/16)
ER Allowed	2 (2x last 4/2/17)	4 (3/28/16)
Strikeouts	3 (3/5/17)	4 (4/19/16)
Walks	3 (3/23/17)	3 (3/23/17)
Home Runs	1 (2/19/17)	2 (2x last 2/23/16)

NOTES

- In his third season with the Spartans.
- In the two games vs BYU, picked up a win and a save.
- Picked up his second win of the season in relief vs UNLV (3/5/17).
- Saw action in 20 games out of the bullpen in 2016.
- Led the team in wins with four and tied for the team lead in saves with two.
- Recorded wins against Loyola Marymount (2/27), Fresno State (3/26), Stanford (3/28) and New Mexico (4/15), all in relief.
- Notched saves against UC Irvine (2/20) and Cal Poly (4/2).
- Tied for the team lead in games pitched in relief with 20.
- Attended Woodrow Wilson High School in Long Beach, Calif.
- Named MVP of the Moore League as senior.

2017 SEASON RESULTS

Date	OPPONENT	GS	IP	H	R	ER	BB	SO	2B	3B	HR	WP	BK	HBP	IBB	Score	W	L	SV	ERA
Feb 19, 2017	UCLA	1.1	1	1	1	1	1	2	0	0	1	0	0	0	0	1-10	0	0	0	6.75
Feb 23, 2017	Brigham Young	3.0	0	0	0	1	1	0	0	0	0	0	0	0	0	3-2	1	0	0	2.08
Feb 25, 2017	Brigham Young	1.0	1	0	0	0	1	1	0	0	0	0	0	0	0	4-2	1	0	1	1.69
Mar 04, 2017	UNLV	1.0	0	0	0	0	0	1	0	0	0	0	0	1	0	1-7	1	0	1	1.42
Mar 05, 2017	UNLV	2.0	1	0	0	0	0	3	1	0	0	0	0	0	0	9-5	2	0	1	1.08
Mar 11, 2017	New Mexico	1.2	3	1	0	0	2	0	0	0	0	1	0	0	0	8-16	2	0	1	0.90
Mar 14, 2017	Cal State Fullerton	1.0	0	1	1	2	1	0	0	0	0	0	0	0	0	1-6	2	0	1	1.64
Mar 18, 2017	NEVADA	1.0	2	4	2	1	0	1	0	0	0	1	0	0	0	7-6	2	0	1	3.00
Mar 21, 2017	Pacific	1.0	3	2	1	0	2	1	0	0	0	0	0	0	0	10-12	2	0	1	3.46
Mar 23, 2017	Hawai'i	2.1	1	1	1	3	1	0	0	0	0	0	0	0	0	2-6	2	0	1	3.52
Mar 26, 2017	Hawai'i	1.2	2	1	1	0	1	0	0	0	0	1	0	0	0	1-14	2	0	1	3.71
Mar 31, 2017	San Diego State	1.0	0	0	0	1	1	0	0	0	0	0	0	0	1	4-5	2	0	1	3.50
Apr 02, 2017	San Diego State	2.0	2	2	2	0	0	2	0	0	0	0	0	0	0	1-5	2	1	1	4.05
Totals		0	20.0	16	13	9	10	16	5	0	1	3	0	1	1	52-96	2	1	1	4.05

CAREER RESULTS

Year	ERA	W	L	App	GS	CG	SHO	CBO	SV	IP	H	R	ER	BB	SO	2B	3B	HR	BF	B/Avg	WP	HBP	BK	SFA	SHA
2015	7.90	0	2	17	0	0	0	0	0	13.2	24	17	12	6	10	5	2	3	70	.429	5	1	0	4	2
2016	7.29	4	1	20	0	0	0	0	2	33.1	44	29	27	13	18	7	1	3	158	.333	5	5	0	4	4
TOTAL	7.47	4	3	37	0	0	0	0	2	47.0	68	46	39	19	28	12	3	6	228	.362	10	6	0	8	6

TM



2017 SAN JOSÉ STATE BASEBALL GAME NOTES



#34 JAKE SWIECH • RHP • RS-JR • PARACLETE HS

6-3 | 210 | R/R | LANCASTER, CALIF.



CAREER/SEASON GAME HIGHS

Category	Season	Career
Innings	6.1 (3/31/17)	6.1 (3/31/17)
Hits Allowed	7 (3/31/17)	7 (3/31/17)
ER Allowed	5 (3/31/17)	5 (3/31/17)
Strikeouts	5 (3/17/17)	5 (3/17/17)
Walks	4 (3/23/17)	4 (3/23/17)
Home Runs	1 (2x last 3/31/17)	2 (3/28/15)

NOTES

- In his fourth season with the Spartans.
- Set career-high in IP (6.1) in his start versus San Diego State (3/31/17).
- Set career game high in strikeouts (5) versus Nevada (3/17/17).
- Started and picked up his first win of the season vs Pacific (3/7/17).
- Has made four starts this season.
- Prior to this season, 23 of 24 career appearances have come out of the bullpen.
- 2016:
 - 17 of 18 appearances came out of the bullpen.
 - Picked up his first career win against Pacific (4/26) in his only start of the season while striking out a season-high three batters.
 - Pitched a scoreless inning in three of the four game series against UC Irvine (2/19-21).
 - Gets his haircut every two-weeks.

2017 SEASON RESULTS

Date	OPPONENT	GS	IP	H	R	ER	BB	SO	2B	3B	HR	WP	BK	HBP	IBB	Score	W	L	SV	ERA	
Feb 18, 2017	UCLA		2.0	0	0	0	0	2	0	0	0	0	0	0	0	2-3	0	0	0	0.00	
Feb 23, 2017	Brigham Young	*	5.0	6	1	1	0	4	2	0	0	1	0	0	0	3-2	0	0	0	1.29	
Feb 27, 2017	Michigan		1.1	4	2	2	0	0	0	0	1	0	0	0	0	2-6	0	0	0	3.24	
Mar 04, 2017	UNLV		0.2	1	3	1	1	0	0	1	0	1	0	0	0	1-7	0	0	0	4.00	
Mar 07, 2017	PACIFIC	*	3.0	0	0	0	2	4	0	0	0	0	0	0	0	9-2	1	0	0	3.00	
Mar 12, 2017	New Mexico		0.2	3	4	4	0	0	0	0	0	0	0	1	0	3-8	1	1	0	5.68	
Mar 14, 2017	Cal State Fullerton		1.0	2	0	0	0	0	1	0	0	0	0	0	0	1-6	1	1	0	5.27	
Mar 17, 2017	NEVADA		3.1	4	3	0	0	5	0	0	0	0	0	0	0	6-5	1	1	0	4.24	
Mar 23, 2017	Hawai'i	*	3.2	4	3	3	4	3	2	0	0	0	0	1	0	2-6	1	2	0	4.79	
Mar 31, 2017	San Diego State	*	6.1	7	5	5	2	3	1	0	1	0	0	1	0	4-5	1	3	0	5.33	
Totals			4	27.0	31	21	16	9	21	6	1	2	2	0	3	0	33-50	1	3	0	5.33

CAREER RESULTS

Year	ERA	W	L	App	GS	CG	SHO	CBO	SV	IP	H	R	ER	BB	SO	2B	3B	HR	BF	B/Avg	WP	HBP	BK	SFA	SHA
2015	9.53	0	0	6	0	0	0	0	0	5.2	10	10	6	4	4	2	0	2	33	.357	2	0	0	0	0
2016	5.76	1	3	18	1	0	0	0	2	25.0	33	20	16	18	9	5	0	2	123	.340	4	3	0	2	3
TOTAL	6.46	1	3	24	1	0	0	0	2	30.2	43	30	22	22	13	7	0	4	156	.344	6	3	0	2	3

TM



2017 SAN JOSÉ STATE BASEBALL GAME NOTES



#35 SHANE TIMMONS • INF • JR • CAPISTRANO VALLEY HS

5-11 | 230 | R/R | MISSION VIEJO, CALIF.



SEASON/CAREER GAME HIGHS

Category	Season	Career
At-Bats	6 (3/17/17)	6 (2x last 3/17/17)
Runs	3 (3/5/17)	3 (2x last 3/5/17)
Hits	3 (2x last 3/29/17)	4 (5/4/16)
RBI	2 (5x last 3/29/17)	4 (4/12/15)
Doubles	1 (3x last 4/2/17)	1 (15x last 4/2/17)
Triples	--	1 (3/2/16)
Home Runs	1 (3x last 3/11/17)	2 (5/2/16)
Stolen Bases	1 (2x last 3/5/17)	2 (3/8/15)
Hit Streak	7 (3/11 - 3/23/17)	12 (2/26-3/19/16)

NOTES

- In his third season with the Spartans.
- Leads the team in RBIs (17).
- Has reached base in 15 consecutive games.
- Hit walk-off homer in the bottom of the 13th vs BYU (2/23/17)
- Developed into one of the most dependable sluggers on the team during his sophomore campaign.
- Led the team in batting average (.328), on-base percentage (.383), hits (61) and multiple hit games (17) in 2016.
- Tied for the team lead in RBIs with 26.
- Second on the team in slugging percentage (.452), home runs (4) and total bases (84).
- Reached base in 24 consecutive games (2/23 – 4/19).
- Hit safely in 39 of 49 games.

2017 SEASON RESULTS

Date	OPPONENT	GS	AB	R	H	RBI	2B	3B	HR	BB	IBB	SB	CS	HBP	SAC	SF	GDP	K	PO	A	E	Avg	
Feb 18, 2017	UCLA	*	4	0	0	0	0	0	0	1	0	0	0	0	0	0	1	2	10	2	0	.000	
Feb 19, 2017	UCLA	*	4	0	0	0	0	0	0	0	0	0	0	0	0	0	1	2	6	0	0	.000	
Feb 23, 2017	Brigham Young	*	5	1	2	1	1	0	1	1	0	0	0	0	0	0	0	2	18	1	0	.154	
Feb 24, 2017	Northern Colorado	*	3	0	0	0	0	0	0	0	0	0	0	0	0	0	0	2	8	1	0	.125	
Feb 25, 2017	Northern Colorado	*	2	2	1	1	0	0	0	1	0	0	0	1	0	0	0	0	11	0	0	.167	
Feb 25, 2017	Brigham Young	*	3	0	0	0	0	0	0	0	0	0	0	1	0	0	0	1	6	0	0	.143	
Feb 27, 2017	Michigan	*	3	0	0	0	0	0	0	0	0	0	0	1	0	0	0	2	7	0	0	.125	
Mar 03, 2017	UNLV	*	5	1	3	0	0	0	0	0	0	1	0	0	0	0	0	0	2	3	0	.207	
Mar 04, 2017	UNLV	*	4	0	1	0	0	0	0	0	0	0	0	0	0	0	0	1	10	2	0	.212	
Mar 05, 2017	UNLV	*	3	3	1	2	0	0	1	1	0	1	0	0	0	0	1	0	13	1	0	.222	
Mar 07, 2017	PACIFIC	*	4	1	1	2	0	0	0	0	0	0	0	0	0	1	0	0	0	0	0	.225	
Mar 10, 2017	New Mexico	*	3	0	0	0	0	0	0	0	0	0	0	0	0	0	0	1	8	0	0	.209	
Mar 11, 2017	New Mexico	*	4	1	1	2	0	0	1	0	0	0	0	1	0	0	0	2	7	2	0	.213	
Mar 12, 2017	New Mexico	*	4	0	1	0	0	0	0	1	0	0	0	0	0	0	0	1	9	0	0	.216	
Mar 14, 2017	Cal State Fullerton	*	4	0	2	1	0	0	0	0	0	0	0	0	0	0	0	1	13	0	0	.236	
Mar 17, 2017	NEVADA	*	6	1	2	1	0	0	0	0	0	0	0	0	0	0	0	2	8	0	0	.246	
Mar 18, 2017	NEVADA	*	4	1	1	2	0	0	0	0	0	0	0	0	0	1	0	0	14	0	0	.246	
Mar 19, 2017	NEVADA	*	5	0	1	1	0	0	0	0	0	0	0	0	0	0	0	0	13	2	1	.243	
Mar 21, 2017	Pacific	*	4	1	1	0	0	0	0	0	0	0	0	1	0	0	0	3	0	0	0	.243	
Mar 23, 2017	Hawai'i	*	4	1	2	0	0	0	0	0	0	0	0	0	0	0	0	1	6	1	0	.256	
Mar 24, 2017	Hawai'i	*	3	0	0	0	0	0	0	0	0	0	0	1	0	0	0	1	11	0	0	.247	
Mar 25, 2017	Hawai'i	*	4	0	2	0	0	0	0	0	0	0	0	0	0	0	1	0	10	2	0	.259	
Mar 26, 2017	Hawai'i	*	4	0	1	1	0	0	0	0	0	0	0	0	0	0	0	0	11	1	0	.258	
Mar 29, 2017	SANTA CLARA	*	4	0	3	2	0	0	0	0	0	0	0	0	0	0	0	0	11	1	0	.280	
Mar 31, 2017	San Diego State	*	4	0	1	0	1	0	0	0	0	0	0	0	0	0	0	2	12	0	0	.278	
Apr 01, 2017	San Diego State	*	2	0	1	1	0	0	0	1	0	0	0	0	0	1	0	0	8	0	0	.283	
Apr 02, 2017	San Diego State	*	3	1	2	0	1	0	0	1	0	0	0	0	0	0	0	0	6	1	0	.294	
Totals			27	102	14	30	17	3	0	3	7	0	2	0	6	0	3	4	26	238	20	1	.294

CAREER RESULTS

Year	Avg	GP	GS	AB	R	H	2B	3B	HR	RBI	TB	SLG%	BB	HBP	SO	GDP	OB%	SF	SH	SB	ATT	PO	A	E	FLD%
2015	.252	38	32	119	11	30	3	0	4	16	45	.378	10	2	18	3	.318	1	0	5	6	1	0	0	1.000
2016	.328	49	48	186	22	61	9	1	4	26	84	.452	14	4	24	5	.383	2	0	1	7	422	24	3	.993
TOTAL	.298	87	80	305	33	91	12	1	8	42	129	.423	24	6	42	8	.358	3	0	6	13	423	24	3	.993

TM



2017 SAN JOSÉ STATE BASEBALL GAME NOTES



#38 JOSH ZANGER • RHP • FR • PALMA HS

6-0 | 185 | R/R | GILROY, CALIF.



CAREER/SEASON GAME HIGHS

Category	Season	Career
Innings	1.0 (3/21/17)	1.0 (3/21/17)
Hits Allowed	4 (3/21/17)	4 (3/21/17)
ER Allowed	4 (3/21/17)	4 (3/21/17)
Strikeouts	2 (2/25/17)	2 (2/25/17)
Walks	2 (3/21/17)	2 (3/21/17)
Home Runs	1 (2/25/17)	1 (2/25/17)

NOTES

- In his first season with the Spartans.
- Picked up a win in his Spartan debut (2/25/17 vs BYU).
- Made his first start vs Pacific (3/21/17).
- A 2016 graduate of Palma High School in Salinas, Calif.
- Two-time letter winner playing for coach Pete Ruiz.
- Posted a senior year record of 4-1 with a 0.86 ERA.
- Credited with two saves.
- Struck out 54 batters in 57.0 innings while walking just 13.
- Held opponent to a .148 batting average.
- Named first team All-Monterey Bay League (MBL) pitcher.
- Co-pitcher of the year in the MBL.

2017 SEASON RESULTS

Date	OPPONENT	GS	IP	H	R	ER	BB	SO	2B	3B	HR	WP	BK	HBP	IBB	Score	W	L	SV	ERA
Feb 25, 2017	Brigham Young		0.2	2	1	1	0	2	0	0	1	0	0	0	0	4-2	1	0	0	13.50
Mar 07, 2017	PACIFIC		0.1	0	0	0	0	0	0	0	0	0	0	0	0	9-2	1	0	0	9.00
Mar 21, 2017	Pacific	*	1.0	4	4	4	2	0	1	0	0	0	0	0	0	10-12	1	0	0	22.50
Mar 26, 2017	Hawai'i		0.1	0	0	0	0	0	0	0	0	0	0	0	0	1-14	1	0	0	19.29
Totals		1	2.1	6	5	5	2	2	1	0	1	0	0	0	0	24-30	1	0	0	19.29

CAREER RESULTS

Year	ERA	W	L	App	GS	CG	SHO	CBO	SV	IP	H	R	ER	BB	SO	2B	3B	HR	BF	B/Avg	WP	HBP	BK	SFA	SHA
------	-----	---	---	-----	----	----	-----	-----	----	----	---	---	----	----	----	----	----	----	----	-------	----	-----	----	-----	-----

#39 JAKOB GONZALEZ • RHP • FR • LA MIRADA HS

5-9 | 175 | R/R | LA MIRADA, CALIF.



CAREER/SEASON GAME HIGHS

Category	Season	Career
Innings	1.2 (3/23/17)	1.2 (3/23/17)
Hits Allowed	1 (3/26/17)	1 (3/26/17)
ER Allowed	--	--
Strikeouts	3 (4/1/17)	3 (4/1/17)
Walks	2 (3/23/17)	2 (3/23/17)
Home Runs	--	--

NOTES

- In his first season with the Spartans.
- Made his Spartan debut vs Northern Colorado (2/24/17).
- A 2016 graduate of La Mirada High School in La Mirada, Calif.
- Two-time letter winner playing for coach Jimmy Zurn.
- Named Suburban League MVP for his senior year performance posting a 7-1 record with a 1.14 ERA.
- Cal-Hi Sports second team all-state selection.
- Struck out 62 in 55.1 innings allowing only 24 hits.
- Also saw time behind the dish hitting .443 in 92 plate appearances.
- Whittier Daily News first team selection as a utility player.

2017 SEASON RESULTS

Date	OPPONENT	GS	IP	H	R	ER	BB	SO	2B	3B	HR	WP	BK	HBP	IBB	Score	W	L	SV	ERA
Feb 24, 2017	Northern Colorado		0.1	0	0	0	0	1	0	0	0	0	1	0	0	0-1	0	0	0	0.00
Feb 27, 2017	Michigan		0.1	0	0	0	0	1	0	0	0	0	0	0	0	2-6	0	0	0	0.00
Mar 07, 2017	PACIFIC		0.1	0	0	0	0	0	0	0	0	0	0	0	0	9-2	0	0	0	0.00
Mar 14, 2017	Cal State Fullerton		1.0	0	0	0	1	1	0	0	0	0	0	0	0	1-6	0	0	0	0.00
Mar 21, 2017	Pacific		1.0	0	0	0	0	2	0	0	0	0	0	0	0	10-12	0	0	0	0.00
Mar 23, 2017	Hawai'i		1.2	0	0	0	2	1	0	0	0	1	0	0	0	2-6	0	0	0	0.00
Mar 26, 2017	Hawai'i		1.0	1	0	0	1	1	0	0	0	0	0	0	0	1-14	0	0	0	0.00
Apr 01, 2017	San Diego State		1.1	0	0	0	1	3	0	0	0	0	0	0	0	3-7	0	0	0	0.00
Totals		0	7.0	1	0	0	5	10	0	0	0	1	1	0	0	28-54	0	0	0	0.00

CAREER RESULTS

Year	ERA	W	L	App	GS	CG	SHO	CBO	SV	IP	H	R	ER	BB	SO	2B	3B	HR	BF	B/Avg	WP	HBP	BK	SFA	SHA
------	-----	---	---	-----	----	----	-----	-----	----	----	---	---	----	----	----	----	----	----	----	-------	----	-----	----	-----	-----



2017 SAN JOSÉ STATE BASEBALL GAME NOTES



#40 KYLE BLAKEMAN • OF • JR • SACRAMENTO CITY COLLEGE

6-3 | 215 | R/R | BENICIA, CALIF.



SEASON/CAREER GAME HIGHS

Category	Season	Career
At-Bats	4 (4x last 3/31/17)	4 (4x last 3/31/17)
Runs	1 (4x last 3/21/17)	1 (4x last 3/21/17)
Hits	2 (3/24/17)	2 (3/24/17)
RBI	3 (3/24/17)	3 (3/24/17)
Doubles	1 (2/25/17)	1 (2/25/17)
Triples	--	--
Home Runs	--	--
Stolen Bases	1 (3/21/17)	1 (3/21/17)
Hit Streak	2 (3/17-3/19/17)	2 (3/17-3/19/17)

NOTES

- In his first season with the Spartans after transferring from Sacramento City College.
- Made his Spartan debut vs BYU on 2/23/17.
- First career RBI came against New Mexico on 3/12/17.
- Hit walk-off single in the bottom of the 12th inning vs Nevada on 3/17/17.
- Played two seasons at Sacramento City College in Sacramento, Calif.
- As a freshman in 2015, hit .293 with 29 hits, 17 runs scored and 15 RBIs in 99 plate appearances.
- In 2016, hit .298 with 42 hits, 18 runs scored, 13 doubles, 2 triples, 2 homeruns and 27 RBIs in 141 plate appearances earning second team Big 8 Conference honors.
- Attended Benicia High in Benicia, Calif.
- A two-time letter winner in football and baseball

2017 SEASON RESULTS

Date	OPPONENT	GS	AB	R	H	RBI	2B	3B	HR	BB	IBB	SB	CS	HBP	SAC	SF	GDP	K	PO	A	E	Avg
Feb 23, 2017	Brigham Young	0	0	0	0	0	0	0	0	1	0	0	0	0	0	0	0	0	0	0	0	.000
Feb 24, 2017	Northern Colorado	*	2	0	0	0	0	0	0	0	0	0	0	0	0	0	0	2	1	0	0	.000
Feb 25, 2017	Northern Colorado	1	0	0	0	0	0	0	0	0	0	0	0	0	0	0	0	1	0	0	0	.000
Feb 25, 2017	Brigham Young	1	1	1	0	1	0	0	0	0	0	0	0	0	0	0	0	0	0	0	0	.250
Feb 27, 2017	Michigan	*	2	0	0	0	0	0	0	0	0	0	0	0	0	0	0	1	1	0	1	.167
Mar 03, 2017	UNLV	0	0	0	0	0	0	0	0	1	0	0	1	0	0	0	0	0	0	0	0	.167
Mar 04, 2017	UNLV	1	0	1	0	0	0	0	0	0	0	0	0	0	0	0	0	0	0	0	0	.286
Mar 05, 2017	UNLV	*	3	0	1	0	0	0	0	0	0	0	0	0	0	0	0	0	2	0	0	.300
Mar 07, 2017	PACIFIC	*	4	1	0	0	0	0	0	1	0	0	0	0	0	0	1	1	1	0	0	.214
Mar 11, 2017	New Mexico	0	0	0	0	0	0	0	0	0	0	0	0	0	0	0	0	0	0	0	0	.214
Mar 12, 2017	New Mexico	*	2	0	1	1	0	0	0	0	0	0	0	0	0	0	0	2	0	0	0	.250
Mar 14, 2017	Cal State Fullerton	2	0	0	0	0	0	0	0	0	0	0	0	0	0	0	0	0	2	0	0	.222
Mar 17, 2017	NEVADA	2	0	1	1	0	0	0	0	0	0	0	0	0	0	0	0	0	0	0	0	.250
Mar 19, 2017	NEVADA	*	4	1	1	0	0	0	0	0	0	0	0	1	0	0	0	1	1	0	0	.250
Mar 21, 2017	Pacific	*	3	1	0	0	0	0	0	0	0	1	0	1	0	0	0	0	1	0	0	.222
Mar 24, 2017	Hawai'i	*	4	0	2	3	0	0	0	0	0	0	0	0	0	0	0	1	0	0	0	.258
Mar 25, 2017	Hawai'i	1	0	0	0	0	0	0	0	0	0	0	0	0	0	0	0	0	0	0	0	.250
Mar 26, 2017	Hawai'i	0	0	0	0	0	0	0	0	0	0	0	0	0	0	0	0	0	0	0	0	.250
Mar 29, 2017	SANTA CLARA	2	0	0	0	0	0	0	0	0	0	0	0	0	0	0	0	2	0	0	0	.235
Mar 31, 2017	San Diego State	*	4	0	0	0	0	0	0	0	0	0	0	0	0	0	0	2	2	0	0	.211
Apr 01, 2017	San Diego State	*	2	0	0	0	0	0	0	0	0	0	0	0	0	0	0	1	0	0	0	.200
Totals		10	40	4	8	5	1	0	0	3	0	1	1	1	1	0	1	12	13	0	1	.200

CAREER RESULTS

Year	Avg	GP	GS	AB	R	H	2B	3B	HR	RBI	TB	SLG%	BB	HBP	SO	GDP	OB%	SF	SH	SB	ATT	PO	A	E	FLD%
------	-----	----	----	----	---	---	----	----	----	-----	----	------	----	-----	----	-----	-----	----	----	----	-----	----	---	---	------

TM



2017 SAN JOSÉ STATE BASEBALL GAME NOTES



#42 JAIDEN FRANCE • RHP • JR • ORANGE COAST COMMUNITY COLLEGE

6-4 | 235 | R/R | SANTA CLARITA, CALIF.



CAREER/SEASON GAME HIGHS

Category	Season	Career
Innings	4.0 (3/29/17)	4.0 (3/29/17)
Hits Allowed	3 (2x last 3/24/17)	3 (2x last 3/24/17)
ER Allowed	4 (3/21/17)	4 (3/21/17)
Strikeouts	6 (3/29/17)	6 (3/29/17)
Walks	2 (5x last 3/26/17)	2 (5x last 3/26/17)
Home Runs	1 (2x last 2/27/17)	1 (2x last 2/27/17)

NOTES

- In his first season with the Spartans.
- Made his Spartan debut vs UCLA on opening day (2/18/17).
- Pitched Spartan career-high 4.0 innings and struck out six vs Santa Clara (3/29/17).
- Played the 2016 season at Orange Coast Community College in Costa Mesa, Calif.
- Appeared in 24 games playing mostly at third base, hitting .254 with 12 RBI.
- On the mound, made four relief appearances, not allowing a run in four innings.
- Played the 2015 season at Grambling State in Grambling, La.
- Named Grambling State freshman of the year.
- Appeared in 25 games, hitting .270 in 74 at-bats including four extra base hits.
- Made 16 appearances on the mound going 2-1 with a save over 47.0 innings.
- A 2016 graduate of Golden Valley High School in Santa Clarita, Calif.
- Lettered three times in baseball playing for coach Gino Pomilia.
- Helped build homes in Mexico this past summer with his summer league team, SoCal Catch of the California Collegiate League.

2017 SEASON RESULTS

Date	OPPONENT	GS	IP	H	R	ER	BB	SO	2B	3B	HR	WP	BK	HBP	IBB	Score	W	L	SV	ERA
Feb 18, 2017	UCLA		1.2	2	1	1	2	0	0	0	0	0	0	0	1	2-3	0	1	0	5.40
Feb 23, 2017	Brigham Young		2.1	2	1	1	2	2	0	0	0	0	0	0	0	3-2	0	1	0	4.50
Feb 25, 2017	Northern Colorado		0.2	2	1	1	0	1	0	0	1	0	0	0	0	5-4	0	1	0	5.79
Feb 27, 2017	Michigan		0.2	1	1	1	2	2	0	0	1	0	0	0	0	2-6	0	1	0	6.75
Mar 07, 2017	PACIFIC		0.2	1	1	1	0	1	0	0	0	1	0	0	0	9-2	0	1	0	7.50
Mar 12, 2017	New Mexico		0.0	1	1	1	1	0	0	0	0	1	0	0	1	3-8	0	1	0	9.00
Mar 14, 2017	Cal State Fullerton		1.0	1	0	0	0	0	0	0	0	0	0	0	0	1-6	0	1	0	7.71
Mar 17, 2017	NEVADA		2.0	0	0	0	2	1	0	0	0	0	0	0	0	6-5	1	1	0	6.00
Mar 21, 2017	Pacific		0.0	3	4	4	1	0	0	0	0	0	0	0	0	10-12	1	1	0	10.00
Mar 24, 2017	Hawai'i		1.0	3	1	1	0	0	1	0	0	1	0	1	0	7-8	1	1	0	9.90
Mar 26, 2017	Hawai'i		0.0	0	2	2	2	0	0	0	0	0	0	0	0	1-14	1	1	0	11.70
Mar 29, 2017	SANTA CLARA		4.0	2	0	0	0	6	1	0	0	0	0	0	0	4-2	1	1	0	8.36
Totals		0	14.0	18	13	13	12	13	2	0	2	3	0	1	2	53-72	1	1	0	8.36

CAREER RESULTS

Year	ERA	W	L	App	GS	CG	SHO	CBO	SV	IP	H	R	ER	BB	SO	2B	3B	HR	BF	B/Avg	WP	HBP	BK	SFA	SHA
------	-----	---	---	-----	----	----	-----	-----	----	----	---	---	----	----	----	----	----	----	----	-------	----	-----	----	-----	-----

#44 JACKSON CUNNINGHAM • RHP • FR • WEST RANCH HS

5-10 | 180 | R/R | VALENCIA, CALIF.



CAREER/SEASON GAME HIGHS

Category	Season	Career
Innings	3.0 (3/24/17)	3.0 (3/24/17)
Hits Allowed	3 (3/10/17)	3 (3/10/17)
ER Allowed	5 (2/19/17)	5 (2/19/17)
Strikeouts	2 (3x last 3/21/17)	2 (3x last 3/21/17)
Walks	2 (2/19/17)	2 (2/19/17)
Home Runs	--	--

NOTES

- In his first season with the Spartans.
- Made his Spartan debut vs UCLA on 2/19/17.
- A 2016 graduate of West Ranch High School in Valencia, Calif.
- Lettered three times in baseball playing for coach Casey Burrill.
- Named California Region Honorable Mention by perfectgame.org after his senior year.
- As a senior, appeared in 13 games, starting in eight, and recorded a 5-2 record.
- Struck out 48 batters in 53.1 innings.
- Recorded the first complete game no-hitter in school history.
- Caught a 30 lb trout in Fin & Feather in Palmdale, Calif.

2017 SEASON RESULTS

Date	OPPONENT	GS	IP	H	R	ER	BB	SO	2B	3B	HR	WP	BK	HBP	IBB	Score	W	L	SV	ERA
Feb 19, 2017	UCLA		0.1	2	5	5	2	1	1	0	0	1	0	1	0	1-10	0	0	0	135.00
Feb 25, 2017	Northern Colorado		1.0	2	1	1	0	2	0	0	0	0	0	0	0	5-4	0	0	0	40.50
Mar 07, 2017	PACIFIC		0.2	1	0	0	1	1	0	0	0	0	0	0	0	9-2	0	0	0	27.00
Mar 10, 2017	New Mexico		2.0	3	1	1	0	2	1	0	0	0	0	0	0	1-11	0	0	0	15.75
Mar 14, 2017	Cal State Fullerton		1.0	0	0	0	1	0	0	0	0	0	0	0	0	1-6	0	0	0	12.60
Mar 19, 2017	NEVADA		0.1	1	0	0	1	1	1	0	0	0	0	0	0	6-5	0	0	0	11.81
Mar 21, 2017	Pacific		1.0	0	0	0	0	2	0	0	0	0	0	0	0	10-12	0	0	0	9.95
Mar 24, 2017	Hawai'i		3.0	0	0	0	1	0	0	0	0	0	0	2	0	7-8	0	0	0	6.75
Mar 26, 2017	Hawai'i		0.2	1	0	0	0	0	0	0	0	0	0	0	0	1-14	0	0	0	6.30
Apr 01, 2017	San Diego State		1.2	1	0	0	0	1	0	0	0	0	0	0	0	3-7	0	0	0	5.40
Totals		0	11.2	11	7	7	6	10	3	0	0	1	0	3	0	44-79	0	0	0	5.40

CAREER RESULTS

Year	ERA	W	L	App	GS	CG	SHO	CBO	SV	IP	H	R	ER	BB	SO	2B	3B	HR	BF	B/Avg	WP	HBP	BK	SFA	SHA
------	-----	---	---	-----	----	----	-----	-----	----	----	---	---	----	----	----	----	----	----	----	-------	----	-----	----	-----	-----