



SALUKI BASEBALL RECORD BOOK
THROUGH 2022 SEASON




DEREK SHELTON

SIU ALUM 1992
PITTSBURGH PIRATES MANAGER 2020-PRESENT




TABLE OF CONTENTS

Salukis in the MLB	4-7
Facilities	8-9
Head Coaching History	10-11
Honors & Awards	12-15
Season Hitting Records	16-17
Career Hitting Records	18-19
Season Pitching Records	20
Career Pitching Records	21
Single-Game and Miscellaneous Records	22-23
Year-By-Year Team Statistics	24-27
Year-By-Year Statistical Leaders	28-31
All-Time Roster	32-34
Year-By-Year Results	35-55
All-Time Records vs. Opponents	56-57
Series Histories	58-76
Postseason & College World Series History	77-80
SIU vs. Ranked Opponents (Since 2002)	81
SIU in Extra Innings (Since 2003)	82
SIU Walk-Off History (Since 2006)	83



JIM ADDUCI

St. Louis Cardinals (1983)
Milwaukee Brewers (1986, 88)
Philadelphia Phillies (1989)



SEAN BERGMAN


Detroit Tigers (1993-95)
San Diego Padres (1996-97)
Houston Astros (1998-99)
Atlanta Braves (1999)
Minnesota Twins (2000)



SAM COONROD


San Francisco Giants (2019-20)
Philadelphia Phillies (2021-22)

Sam Coonrod became the 25th Saluki to make the majors when he debuted with the San Francisco Giants in 2020.




JIM DWYER

St. Louis Cardinals (1973-75, '77)
Montreal Expos (1975-76, '89)
New York Mets (1976)
San Francisco Giants (1978)
Boston Red Sox (1979-80)
Baltimore Orioles (1981-88)
Minnesota Twins (1988-90)



MIKE EDEN

Atlanta Braves (1976)
Chicago White Sox (1978)



NEIL FIALA

St. Louis Cardinals (1981)
Cincinnati Reds (1981)



STEVE FINLEY

A two-time All-Star, Steve Finley is one of only two baseball players inducted into the MVC Hall of Fame. He earned five Gold Gloves and won the World Series with the Arizona Diamondbacks in 2001. Finley played for eight MLB franchises during his 19-year Major League career, piling up a career 44.3 WAR, 2,548 hits, 1,443 runs, 1,167 RBIs and 320 stolen bases. Twice, he received MVP votes and finished 10th in MVP voting in 1996.



JASON FRASOR

Jason Frasor, who is among SIU's all-time strikeouts leaders, and he went on to a 12-year MLB career, which included pitching in the 2014 World Series for the Kansas City Royals




RICH HACKER

Montreal Expos (1971)




JERRY HAIRSTON JR.

Jerry Hairston Jr., the first third-generation African-American player in MLB history, played 16 seasons in the MLB for nine different franchises. He won the World Series with the Yankees in 2009.



JOE HALL

Chicago White Sox (1994)
Detroit Tigers (1995, '97)



RICKEY KEETON

Milwaukee Brewers (1980-81)




DUANE KUIPER

Cleveland Indians (1974-81)
San Francisco Giants (1982-85)



AL LEVINE

Al Levine, who was SIU's all-time saves leader until 2018, played for seven MLB franchises in a 10-year MLB career.



BILL LYONS

St. Louis Cardinals (1983-84)




JIM PANTHER

Oakland Athletics (1971)
Texas Rangers (1972)
Atlanta Braves (1973)




SKIP PITLOCK

San Francisco Giants (1970)
Chicago White Sox (1974-75)




RAY RIPPELMEYER

Washington Senators (1962)




DEWEY ROBINSON

Chicago White Sox (1979-81)




MIKE ROGODZINSKI

Philadelphia Phillies (1973-75)




BILL STEIN

St. Louis Cardinals (1972-73)
Chicago White Sox (1974-76)
Seattle Mariners (1977-80)
Texas Rangers (1981-85)




DANNY THOMAS

Milwaukee Brewers (1976-77)



GEORGE VUKOVICH

Philadelphia Phillies (1980-82)
Cleveland Indians (1983-85)



JOE WALLIS

Chicago Cubs (1975-78)
Oakland Athletics (1978-79)

MLB ALL-STARS

Dave Stieb (7x): 1980, 81, 83*, 84*, 85, 88, 90

Steve Finley (2x): 1997, 2000

*Starter



DAVE STIEB

Dave Stieb's illustrious 16 year MLB career included seven All-Star teams and a no-hitter. His no-hitter for the Toronto Blue Jays remains the franchise's only no-hitter. Stieb has a strong case to the Hall of Fame in Cooperstown. He started the 1983 and 1984 all-star games for the AL, and his WAR in the 1980s is the highest for any starting pitcher.

SALUKIS IN THE MLB DRAFT

Year	Name	Round	Organization	Year	Name	Round	Organization
1966	Jim Panther	26th	St. Louis Cardinals	1972	Duane Kuiper	1st*	Cleveland Indians
	Donald Kirkland	27th	San Francisco Giants		Danny Thomas	1st	Milwaukee Brewers
1967	Michael Weber	4th^	Washington Senators	1973	Dan Radison	10th	St. Louis Cardinals
	Jim Panther	5th^	Kansas City Athletics		Joe Wallis	6th	Chicago Cubs
	Donald Kirkland	8th*	Washington Senators		Richard Ware	17th	Chicago Cubs
	Rich Hacker	8th*	New York Mets		Ken Kral	27th	Chicago Cubs
1968	Donald Kirkland	14th	St. Louis Cardinals	1974	Larry Calufetti	28th	New York Mets
	Jerry Paetzhold	5th*	Minnesota Twins		Stan Mann	4th	Cleveland Indians
1969	Mike Rogodzinski	2nd	Philadelphia Phillies		Claude Crockett	5th	St. Louis Cardinals
	William Clark	4th	Chicago White Sox		Robert Klass	6th	Boston Red Sox
	Bill Stein	4th	St. Louis Cardinals	1975	Mike Wilbins	12th	San Francisco Giants
	Jerry Bond	7th	Cleveland Indians		Stan Mann	1st*	New York Mets
	Skip Pitlock	11th	San Francisco Giants		Steve Schartzner	5th	St. Louis Cardinals
	Barry O'Sullivan	20th	Chicago White Sox		John Hoscheidt	13th	New York Yankees
	Robert Eldridge	2nd*	Cleveland Indians	1976	Howard Mitchell	21st	San Francisco Giants
1970	Robert Eldridge	2nd^	Oakland Athletics	1976	Frank Hunsaker	29th	St. Louis Cardinals
	Robert Eldridge	3rd*	Cleveland Indians	1977	Bert Newman	30th	Chicago Cubs
1971	Jim Dwyer	11th	St. Louis Cardinals		George Vukovich	4th	Philadelphia Phillies
	Richard Langdon	22nd	Cleveland Indians		Jim Reeves	16th	St. Louis Cardinals
	Mike Eden	27th	Cleveland Indians		Rick Murray	17th	St. Louis Cardinals
	Robert Blakely	2nd*	Houston Astros		Dewey Robinson	19th	Chicago White Sox
	Duane Kuiper	4th*	Boston Red Sox		Neil Fiala	32nd	St. Louis Cardinals

SALUKIS IN THE MLB DRAFT

1978	Rob Simond	3rd	Seattle Mariners	1988	Joe Hall	10th	St. Louis Cardinals
	Rickey Keeton	3rd	Milwaukee Brewers	1989	Doug Shields	15th	Chicago White Sox
	Dave Stieb	5th	Toronto Blue Jays	1990	Dave Wrona	13th	Milwaukee Brewers
	Jerry DeSimone	12th	Milwaukee Brewers		Doug Shields	19th	Kansas City Royals
	Chuck Curry	29th	Kansas City Royals		Tim Davis	36th	Boston Red Sox
1979	Chuck Curry	9th	San Francisco Giants		Al Levine	53rd	San Diego Padres
	Jerry DeSimone	11th	San Diego Padres	1991	Sean Bergman	4th	Detroit Tigers
	Steve Stieb	13th	Atlanta Braves		Al Levine	11th	Chicago White Sox
	Kevin House	27th	St. Louis Cardinals	1992	Ryan McWilliams	40th	Philadelphia Phillies
1980	Bob Schroeck	2nd	Milwaukee Brewers	1993	Chris Sauritch	63rd	Florida Marlins
	Gerry Miller	5th	Milwaukee Brewers	1994	Chris Sauritch	31st	Baltimore Orioles
	Jim Adduci	7th	St. Louis Cardinals	1995	Mike Blang	33rd	New York Mets
	Kevin House	19th	Chicago White Sox	1996	Brad Blumenstock	8th	Oakland Athletics
	Paul Ondo	27th	Texas Rangers		Jay Mansavage	11th	Houston Astros
1981	Bob Doerrer	6th	Montreal Expos		Frankie Jaramillo	45th	Texas Rangers
	Rob Clark	13th	Detroit Tigers	1997	Jerry Hairston, Jr.	11th	Baltimore Orioles
	Gary Kempton	23rd	New York Yankees	1998	Justin Kees	34th	Arizona Diamondbacks
1982	Ken Klump	5th	Minnesota Twins	1999	Joe Schley	24th	Philadelphia Phillies
	Mike Mesh	13th	Boston Red Sox		Jason Frasor	33rd	Detroit Tigers
	Rob Clark	16th	Texas Rangers	2002	Luke Nelson	17th	San Francisco Giants
	Joe Richardson	18th	Boston Red Sox		Jeff Stanek	20th	Arizona Diamondbacks
	Corey Zawadski	26th	Montreal Expos	2003	Sal Frisella	37th	St. Louis Cardinals
1983	Jim Reboulet	20th	St. Louis Cardinals	2004	Eric Haberer	3rd	St. Louis Cardinals
1984	Steve Boyd	5th	Boston Red Sox	2005	P.J. Finigan	7th	Detroit Tigers
1985	Gary Bockhorn	23rd	New York Mets		Bryan Rueger	20th	New York Yankees
	Robert Jones	27th	Milwaukee Brewers	2006	Tyler Norrick	6th	St. Louis Cardinals
1986	Steve Finley	11th	Atlanta Braves		Grant Gerrard	7th	Texas Rangers
	Robert Jones	20th	Milwaukee Brewers	2007	Kyle Catto	27th	New York Mets
	Gary Bockhorn	35th	Toronto Blue Jays		Jordan Powell	35th	Houston Astros
1987	Steve Finley	13th	Baltimore Orioles	2008	Cody Adams	2nd	Milwaukee Brewers
	Charles Hillemann	15th	San Diego Padres	2009	David Kington	34th	St. Louis Cardinals
	Todd Neibel	40th	New York Yankees	2010	Bryant George	13th	Los Angeles Angles

HIGHEST DRAFT PICKS IN SIU HISTORY

1972	Danny Thomas	1st	Brewers
1972	Duane Kuiper	1st^	Indians
1975	Stan Mann	1st^	Mets
1969	Robert Eldridge	2nd*	Indians
1969	Mike Rogodzinski	2nd	Phillies
1970	Robert Eldridge	2nd^	Athletics
1971	Robert Blakley	2nd*	Astros
1980	Bob Schroeck	2nd	Brewers
2008	Cody Adams	2nd	Brewers
1970	Robert Eldridge	3rd*	Indians
1978	Rickey Keeton	3rd	Brewers
1978	Rob Simond	3rd	Mariners
2004	Eric Harberer	3rd	Cardinals

*June Secondary Draft
^January Secondary Draft

2011	Nathan Forer	46th	San Francisco Giants
	Chris Serritella	31st	New York Yankees
2012	Chris Serritella	4th	Kansas City Royals
	Nathan Dorris	17th	Philadelphia Phillies
			Chicago Cubs
2013	Cody Forsythe	25th	Philadelphia Phillies
2014	Sam Coonrod	5th	San Francisco Giants
	Todd Eaton	34th	Kansas City Royals
2017	Chad Whitmer	10th	New York Yankees
	Greg Lambert	21st	San Diego Padres
	Nick Hutchins	27th	Kansas City Royals
	Joey Marciano	36th	San Francisco Giants
2018	Michael Baird	23rd	St. Louis Cardinals
	Connor Kopach	25th	Seattle Mariners
2019	Justin Yeager	33rd	Atlanta Braves
2021	Tristan Peters	7th	Milwaukee Brewers

*June Secondary Draft
^January Secondary Draft

ITCHY JONES STADIUM (ABE MARTIN FIELD)

The Southern Illinois baseball team moved into the brand new \$4.2 million Richard "Itchy" Jones Stadium for the 2014 season after playing at Abe Martin Field since 1964. The renovated facility is named after SIU's all-time winningest baseball coach. In 21 years as head coach, Jones led the Salukis to 10 NCAA Tournaments and three College World Series.

Constructed on the site of Abe Martin Field, Itchy Jones Stadium features two varieties of AstroTurf artificial grass playing surface. The outfield features 3D Xtreme, and the stadium is the first in the United States to install AstroTurf's new 3Di on the base paths. The pitchers mound is a traditional natural surface, while the remainder of the field's playing surface is comprised of AstroTurf.

Over 145,000 square feet and 55,000 pounds of turf were used to cover the field. It sits atop 5,400 tons of rock sub-base and was installed using 420,000 pounds of rubber infill and 210,000 pounds of sand infill.

The field and bullpens are surrounded by outfield walls and sidewalls that were newly installed in 2014. Each traditional, below ground dugout is 56-feet long and features a restroom and a camera well to accommodate photographers.

The modern, concrete seating bowl features five rows of chair back seats behind home plate and bleachers with back rests along the baselines. Picnic tables line the concourse for a relaxing viewing experience. Itchy Jones Stadium also features a permanent concession stand and merchandise stand along with heated restrooms on the concourse behind home plate. The ticket window is located next to the clubhouse, along the third baseline. The stadium also features, new, expanded handicap parking on the road adjacent to the left field line.


The installation of six Musco stadium light poles in 2014 allow for night games at the park. The first home night game in program history was played on Friday,

April 4 against Bradley. Additional lighting and padded outfield walls were added in 2019.

The press box, named in honor of longtime Saluki broadcaster Mike Reis, was built for a cost of approximately \$175,000. It is 80 percent larger than the press box at Abe Martin Field, which was built by Jones, himself. Included in the 800-square foot press box are two radio booths and one flex booth that can accommodate radio or television. It also features a television production center and game operations suite.

The Dan Callahan Clubhouse was renamed in 2014 to honor the late head coach of the Salukis, who guided SIU for 16 seasons.

The upgrades provide a fan-friendly stadium that student-athletes, fans and alumni can be proud to call the home of Saluki Baseball.



ITCHY JONES STADIUM QUICK FACTS

Construction Began	June 24, 2013
Groundbreaking Ceremony	June 25, 2013
Cost	\$4 million
Architects	360 Architecture, White & Borgognoni Architects
General Contractor	Fager-McGee Commercial Construction, Inc.
Capacity	2,000
Dedication Ceremony	March 13, 2014
First Game	March 14, 2014 vs. Illinois
Dimensions	LF-330, CF-390, RF-330
Playing Surface	AstroTurf Diamond R 3D Xtreme, AstroTurf 3Di
Record	119-79-1

BASEBALL FACILITIES



**RICHARD "ITCHY" JONES
STADIUM**

A four-year baseball letterwinner with a .304 career average and a one-year basketball letterwinner at SIU, Jones created a baseball dynasty in 21 years as SIU's head coach. A two-time national coach of the year, Jones led the Salukis to a 738-345-5 record, including 10 NCAA Tournament appearances and three trips to the College World Series, finishing runner-up in 1971. The Salukis won seven regular-season Missouri Valley Conference championships and five MVC Tournament titles under Jones, who was a four-time MVC Coach of the Year. Upon his retirement from coaching in 2005, the American Baseball Coaches Association Hall of Fame inductee ranked among the top 20 winningest coaches in NCAA Division I. Jones was inducted into the Saluki Hall of Fame in 1982. As popular as he was successful, Jones is a member of eight halls of fame including MacMurray College, Illinois High School Baseball Coaches Association, Illinois Basketball Coaches Association, Herrin High School and Jacksonville High School and the St. Louis Sports Hall of Fame.



**DAN CALLAHAN
CLUBHOUSE**

The second-winningest coach in Saluki baseball history, Callahan compiled 442 wins in 16 seasons as head coach at SIU. Likeable, respected, loyal and competitive, Callahan was the ultimate Saluki baseball ambassador. In 22 seasons as a collegiate head coach, Callahan amassed 595 wins. He was one of just five coaches in Missouri Valley Conference history to win more than 200 league games. Callahan was awarded the 2009 MVC Most Courageous Award, and the MVC Coach of the Year award was renamed in his honor in 2012. His No. 37 was unofficially retired in 2013.



**GLENN "ABE" MARTIN
FIELD**


The home of Saluki baseball was officially named Abe Martin Field in a dedication ceremony held on April 30, 1972 in honor of Martin, who retired in 1971 after 33 years of service at SIU. He lettered in baseball, basketball and football at SIU. Martin reinstated the baseball program in 1947 after a 23-year layoff and served 19 years as head baseball coach. He also coached the men's basketball and football teams and served as athletic director at SIU. In 1964 and 1965, Martin led the baseball Salukis to the NCAA Mideast Regional. The third-winningest coach in Saluki baseball history, he was inducted as a member of the inaugural class of the Saluki Hall of Fame in 1978.



**MIKE REIS
PRESS BOX**


Longtime SIU radio announcer Mike Reis is in his 44th year broadcasting Saluki Baseball. Reis is a 1978 SIU radio and television graduate and has broadcast Saluki games since his days as an SIU student. He is a member of the Saluki Hall of Fame and the Illinois Basketball Coaches Association Hall of Fame and has also been named Illinois Sportscaster of the Year. He is also the voice of the SIU basketball and football teams.

WILLIAM MCANDREW (1921-24)



William McAndrew, the revered father of SIU's athletic program, was its first baseball coach. He coached baseball as a club sport for four years from 1921-24. Records from those first two seasons cannot be traced, but his last two teams combined for a 20-6 record.

Year	Record	Pct.
1921	N/A	--
1922	N/A	--
1923	12-4	.750
1924	8-2	.800
Totals	20-6	.769




GLENN "ABE" MARTIN (1947-65)

Glenn "Abe" Martin revived the program in 1947 after a 23-year lapse in which there was no baseball program. Martin coached for 19 years and laid the foundation of a program that was destined

to become one of the finest in the land. Martin coached SIU to its first 20-win season (26-8) in 1959, and to two NAIA Tournaments.

Year	Record	Pct.	Postseason
1947	3-5	.375	
1948	4-9	.308	
1949	4-10	.286	
1950	13-7	.650	
1951	15-10	.600	
1952	17-5	.773	
1953	17-8	.680	
1954	10-11	.476	
1955	13-5	.722	
1956	12-7	.632	
1957	10-5	.666	
1958	14-4	.777	
1959	26-8	.765	NAIA
Tournament			
1960	18-14	.563	NAIA
Tournament			
1961	26-8-2	.750	
1962	18-14	.563	
1963	15-11	.577	
1964	23-7*	.766	NCAA Regional
1965	19-7*	.731	NCAA Regional
Totals	277-155-2	.640	



JOE LUTZ (1966-69)


Near the end of Abe Martin's tenure as SIU's head coach, the Salukis played a Parsons College team that was coached by Joe Lutz. Martin was so impressed with how

Lutz's teams played that he recommended Lutz to replace him when he retired. Lutz immediately took the SIU baseball program to new heights. In just four years at the helm, Lutz led the Salukis to four NCAA Tournaments, two College World Series and a runner-up finish at the 1968 CWS. Lutz, who played in the Major Leagues for legendary owner Bill Veeck, is also credited with being a marketing innovator for college baseball. At SIU, Lutz introduced batgirls, white shoes, and even had skydivers parachute onto the field to deliver the first ball. Following the 1969 season, Lutz joined the Cleveland Indians organization and became the first base coach in 1971. In 1974, Lutz became the first Caucasian manager in Japan's major leagues when he skippered the Hiroshima Carp.

Year	Record	Pct.
1966	27-17*	.614
1967	30-8-1*	.769
1968	37-14**	.725
1969	36-9-1**	.783
Totals	130-48-2	.727

RICHARD "ITCHY" JONES

(1970-90)




Richard "Itchy" Jones, a Herrin, Ill, native and an SIU alumnus, took over as SIU's head coach in 1970. While at the helm of the Saluki baseball program, Jones led the Salukis to three College World Series appearances and compiled a 738-345-5 record. He led SIU to a national runner-up finish at the College World Series in 1971 and finished third at the CWS in both 1974 and 1977. After a 49-win season in 1990, Jones left SIU to take over as head coach at the University of Illinois, where he coached 15 years. He retired following the 2005 season as one of the top-20 winningest coaches in college baseball history. He has been inducted into the ABCA Hall of Fame, the SIU Hall of Fame, and, most recently, he became the first baseball coach inducted into the Missouri Valley Conference Hall of Fame.

national runner-up finish at the College World Series in 1971 and finished third at the CWS in both 1974 and 1977. After a 49-win season in 1990, Jones left SIU to take over as head coach at the University of Illinois, where he coached 15 years. He retired following the 2005 season as one of the top-20 winningest coaches in college baseball history. He has been inducted into the ABCA Hall of Fame, the SIU Hall of Fame, and, most recently, he became the first baseball coach inducted into the Missouri Valley Conference Hall of Fame.

Year	Record	Pct.	MVC	Pct.	Finish
1970	29-8*	.784	-	-	-
1971	43-9^	.827	-	-	-
1972	32-8-1	.793	-	-	-
1973	37-6*	.860	-	-	-
1974	50-12**	.806	-	-	-
1975	36-13-1	.730	-	-	1st
1976	39-14-1*	.731	-	-	1st
1977	41-12**	.774	-	-	1st
1978	37-14*	.725	-	-	1st
1979	37-10	.787	-	-	3rd
1980	34-16	.680	-	-	2nd
1981	30-17*	.638	7-3	.700	1st (E)
1982	32-20	.615	8-8	.500	2nd (E)
1983	23-18	.561	4-2	.666	2nd (E)
1984	20-22	.476	9-4	.692	1st
1985	28-29	.491	5-15	.250	6th
1986	39-22-2*	.635	13-7	.650	1st
1987	36-21	.632	10-10	.500	4th
1988	40-22	.645	11-9	.550	3rd
1989	26-38	.406	6-14	.300	6th
1990	49-14*	.777	14-6	.700	1st
Totals	738-345-5	.681	87-78	.527	-

SAM RIGGLEMAN

(1991-94)



Sam Riggleman guided SIU to a 82-114-1 record over four years. During his term, he led the Salukis to one Missouri Valley Conference Tournament appearance in his first year as head coach. Assistant coach Ken Henderson took over head coaching duties for the final 20 games of the 1994 season during which time the team won 12 and lost eight.

Assistant coach Ken Henderson took over head coaching duties for the final 20 games of the 1994 season during which time the team won 12 and lost eight.

Year	Record	Pct.	MVC	Pct.	Fin
1991	27-36-1	.430	6-18	.250	6th
1992	18-31	.367	6-13	.316	7th
1993	22-29	.431	5-15	.250	7th
1994	27-26	.509	9-10	.474	5th
Totals	82-114-1	.419	19-50	.275	-

(E) = MVC East Division

* = NCAA Tournament Appearance

^ = College World Series Appearance



DAN CALLAHAN

(1995-2010)

Dan Callahan was Southern's coach for 16 seasons before his passing due to a rare form of skin cancer took him away from the Salukis. He is the second-winningest coach in school history. On April 3,

2010, Callahan became the fifth coach in MVC history to win 200 league games. He guided the Salukis to back-to-back MVC runner-up finishes in 2003 and 2004 and led SIU to six 30-win seasons.

Year	Record	Pct.	MVC	Pct.	Fin.
1995	21-30	.412	8-21	.276	8th
1996	29-26	.527	18-12	.600	3rd
1997	23-32	.418	13-15	.464	5th
1998	19-35	.352	11-21	.344	8th
1999	25-29	.463	9-22	.290	8th
2000	26-30	.464	15-17	.469	t5th
2001	19-36	.345	10-21	.323	8th
2002	32-24	.571	17-15	.531	4th
2003	30-25	.545	17-13	.567	3rd
2004	27-32-1	.458	15-16-1	.484	4th
2005	38-21	.644	15-9	.625	3rd
2006	33-25	.569	12-12	.500	5th
2007	34-22	.607	13-11	.542	t3rd
2008	34-23	.596	12-12	.500	5th
2009	24-28	.462	11-9	.550	5th
2010	28-29	.491	10-10	.500	t3rd
Totals	442-447-1	.497	207-237-1	.465	-

Note: Finish is based on MVC regular-season only.



KEN HENDERSON

(2011-19)

Ken Henderson was named the seventh head coach in SIU baseball history on July 8, 2011 after serving as the interim head coach for the Salukis in 2011. He also went 12-8 as interim head coach in

1994. Henderson has been a member of the Saluki coaching staff since the 1991 season and served the role of associate head coach from 1993-2010. In 2016, he engineered the biggest turnaround in Division I baseball and the fifth-largest turnaround since the NCAA started tracking the stat in 1998.

Year	Record	Pct.	MVC	Pct.	Fin
1994*	12-8	.600	8-8	.500	5th
2011*	23-34	.404	11-10	.524	5th
2012	31-28	.525	9-12	.429	6th
2013	25-33	.431	6-15	.286	7th
2014	26-31	.456	4-17	.190	8th
2015	12-46	.207	6-15	.286	8th
2016	31-25-1	.553	11-10	.524	4th
2017	27-30	.474	10-10	.500	4th
2018	28-30	.483	10-11	.476	5th
2019	26-29	.473	5-16	.238	8th
Totals	241-294-1	.451	80-124	.392	-

*Record as interim head coach



LANCE RHODES

(2020-PRESENT)

Lance Rhodes became the eight head coach in program history on June 20, 2019. He came to SIU after helping resurrect both SEMO and Mizzou as an assistant coach. Rhodes made an immediate impact,

leading SIU to its first 40-win season in 31 years in his first full season as head coach. He also led SIU to the best start in school history (14-0 in 2021) and the second-longest win streak in school history (19-straight, bridging the end of the 2020 season and the 14-0 start in 2021). The fastest coach to 96 wins in SIU history (138 games) since Itchy Jones reached 96 wins in 118 games (1970-72).

Year	Record	Pct.	MVC	Pct.	Fin
2020	12-6	.667	--	--	--
2021	40-20	.667	15-13	.536	4th
2022	44-16	.733	16-5	.762	1st
Totals	96-42	.696	31-18	.633	--

TEAM MVP AWARD

- 1947 Bill O'Brien
- 1948 Bill Bleyer
- 1949 Fred Brenzel
- 1950 Bill Bauer
- 1951 Milt Weisbecker
- 1952 Wayne Grandcolas
- 1953 Jim Schmulbach
- 1954 Wayne Williams
- 1955 Ray Tabacchi
- 1956 Ray Tabacchi
- 1957 Richard "Itchy" Jones
- 1958 Richard Dillinger
- 1959 J.W. Sanders
- 1960 Carroll Bridges
- 1961 Wally Westbrook
- 1962 Larry Tucker
- 1963 Jerry Qualls
- 1964 No Records Kept
- 1965 Kent Collins
- 1966 Don Kirkland
- 1967 Rich Hacker
- 1968 Don Kirkland
- 1969 Bill Clark
- 1970 Bob Blakley
- 1971 Jim Dwyer
- 1972 Jim Fischer
- 1973 Joe Wallis
- 1974 Stan Mann
- 1975 Ron Hodges
- 1976 Frank Hunsaker
- 1977 Dewey Robinson
- 1978 Dave Stieb
- 1979 Jerry DeSimone
- 1980 Jim Adduci
- 1981 Bobby Doerrer
- 1982 Kurt Reid
- 1983 Scott Bridges
- 1984 Scott Bridges
- 1985 Jay Burch
- 1986 Dale Kisten
- 1987 Steve Finley
- 1988 Joe Hall
- 1989 Doug Shields
- 1990 Doug Shields
- 1991 Jeff Nelson
- 1992 Mike Van Gilder
- 1993 Jason Smith
- 1994 Braden Gibbs
- 1995 Tim Kratochvil

ITCHY JONES MVP AWARD

- 1996 Aaron Jones
- 1997 Jason Frasor
- 1998 Joe Schley
- 1999 Joe Schley
- Jason Frasor
- 2000 Joe Meeks
- 2001 Roman Schooley
- 2002 Jeff Stanek
- Toby Barnett
- 2003 Jake Alley
- Toby Barnett
- 2004 Nathan Emrick
- Andrew Weber
- 2005 P.J. Finigan
- 2006 Grant Gerrard
- 2007 Cody Adams
- Mark Kelly
- 2008 Mark Kelly

- 2009 Tyler Bullock
 - Bryant George
 - 2010 Chris Serritella
 - 2011 Cody Forsythe
 - 2012 Chris Serritella
 - 2013 Cody Forsythe
- Team has not awarded an MVP since 2013*



[P.J. FINIGAN IS THE ONLY PLAYER IN MVC HISTORY TO EARN FIRST-TEAM ALL-MVC AS BOTH A PITCHER AND HITTER IN THE SAME SEASON (2005).]

ALL-CONFERENCE

FIRST TEAM ALL-MVC

- 1975 Howie Mitchell, 2B
- Steve Shartzter, OF
- Frank Hunsaker, C
- Ron Hodges, P
- Bert Newman, DH
- 1977 Jerry DeSimone, SS
- George Vukovich, OF
- Rick Keeton, P
- Rob Simond, P
- 1978 Craig Robinson, 1B
- Jerry DeSimone, SS
- Dave Stieb, OF
- Rick Keeton, P
- Rob Simond, P
- 1979 Chuck Curry, 1B
- Dave Stieb, C
- Bob Schroeck, P
- 1980 Jim Adduci, OF
- 1981 Bobby Doerrer, 2B
- Gary Kempton, C
- Rob Clark, P
- 1982 Corey Zawadski, OF
- 1984 Scott Bridges, OF
- 1986 Steve Finley, OF
- Robert Jones, DH
- Dale Kisten, P
- 1987 Steve Finley, OF
- Dale Kisten, P
- 1988 Dave Wrona, SS
- Chuck Verschoore, OF
- 1989 Doug Shields, OF
- 1990 Sean Bergman, P
- Doug Shields, OF
- Tim Davis, 2B
- Dave Wrona, SS
- 1991 Al Levine, P
- 1994 Tim Kratochvil, C
- 1995 Braden Gibbs, 2B

- 1996 Aaron Jones, 1B
- 1997 Brad Benson, DH
- 1999 Joe Schley, OF
- 2002 Jeff Stanek, 1B
- Toby Barnett, C
- 2003 Jake Alley, P
- Toby Barnett, C
- 2004 Nathan Emrick, INF/UT
- Andrew Weber, P
- 2005 P.J. Finigan, SS, SP
- Kevin Koski, OF
- 2006 Grant Gerrard, OF
- 2007 Adam Hills, UT
- Mark Kelly, C
- 2008 Mark Kelly, C
- 2009 Tyler Bullock, DH
- Bryant George, RP
- 2010 Chris Serritella, 1B
- 2011 Cody Forsythe, SP
- 2012 Austin Montgomery, UT
- Chris Serritella, 1B
- Jordan Sivertsen, OF
- 2016 Michael Baird, SP
- Logan Blackfan, 1B
- 2017 Greg Lambert, OF
- 2018 Michael Baird, SP
- 2021 Brad Harrison, SP
- 2022 Kaeber Rog, SS
- J.T. Weber, OF
- Matthew Steidl, RP

SECOND TEAM ALL-MVC

- 2016 Ryan Netemeyer, RP
- Chad Whitmer, SP
- 2017 Ryan Smith, OF
- Chad Whitmer, SP
- 2018 Logan Blackfan, 1B
- 2021 Cody Cleveland, 2B
- Nick Neville, SS
- J.T. Weber, OF
- Tristan Peters, OF
- Trey McDaniel, RP
- 2022 Ryan Rodriguez, 3B
- Trey McDaniel, RHP
- Grey Epps, INF

HONORABLE MENTION ALL-MVC

- 2016 Connor Kopach, 2B
- Greg Lambert, LF
- 2017 Connor Kopach, 2B
- Ryan Netemeyer, RP
- 2018 Brad Harrison, SP
- Connor Kopach, SS
- Ryan Netemeyer, RP
- Nikola Vasic, 2B
- 2019 Alex Lyon, SS
- Trey McDaniel, RP
- Justin Yeager, RP
- 2021 Philip Archer, 1B
- 2022 Nathan Bandy, INF

MVC COACH OF THE YEAR

- 1977 Richard "Itchy" Jones
- 1981 Richard "Itchy" Jones
- 1986 Richard "Itchy" Jones
- 1990 Richard "Itchy" Jones

MVC PLAYER OF THE YEAR

- 1986 Dale Kisten
- 1990 Doug Shields
- 2005 P.J. Finigan
- 2022 Kaeber Rog

MVC NEWCOMER OF THE YEAR

1997 Brad Benson
2002 Toby Barnett
2022 Kaeber Rog

MVC FRESHMAN OF THE YEAR

1996 Jerry Hairston
1997 Jim Pecararo

MVC ALL-DEFENSIVE TEAM

2016 Logan Blackfan, 1B
2017 Connor Kopach, 2B
Ryan Smith, OF
2021 Tristan Peters, OF

MVC ALL-TOURNAMENT TEAM

1986 Jim Limperis, 1B
Todd Neibel, P
1989 Mike Kirkpatrick, 1B
Jeff Nelson, OF
1990 Tim Davis, 2B
Dave Wrona, SS
Doug Shields, OF
1991 Bob Geary, DH
1996 Jerry Hairston, UT
1997 Jerry Hairston, SS
Brad Benson, DH
2003 Greg Andrews, 2B
Toby Barnett, DH
2004 Nathan Emrick, 1B
Greg Andrews, 2B
Josh Joiner, P
2005 Kevin Koski, OF
Erik Alvarez, 1B
2008 Cody Adams, P
Adam Hills, DH
2012 Brian Bajer, C
Todd Eaton, P
Chris Serritella, 1B
2018 Connor Kopach, SS
2019 Ian Walters, OF
2021 Philip Archer, 1B
J.T. Weber, OF
2022 Nick Hagedorn C
Ryan Rodriguez, 3B
Pier Olivier Boucher OF

MVC TOURNAMENT MVP

1990 Doug Shields, OF

ABE MARTIN AWARD WINNERS

Awarded to the member of the Saluki Baseball team who shows honesty, leadership, excellence, dedication and loyalty on and off the field.

1972 Dan Radison
1973 Larry Calufetti
1974 Stan Mann
1975 Robin Derry
1976 John Hoscheidt
1977 Dewey Robinson
1978 Craig Robinson
1979 Jerry DeSimone
1980 Bill Lyons
1981 Bobby Doerr
Paul Evans
1982 Rob Clark
1983 P.J. Schranz
1984 Scott Bridges
1985 Rich Koch
1986 Robert Jones

1987 Todd Neibel
1988 Dale Kisten
1989 Doug Shields
1990 Dave Wrona
1991 Mike Kirkpatrick
1992 Derek Shelton
1993 Jason Smith
1994 Brian Isaacson
1995 Pete Schlosser
1996 Tim Kratochvil
1997 Aaron Jones
1998 Cory Schrank
Brad Benson
1999 Dave Piazza
2000 Jeff Houston
2001 Chad McCann
2002 Luke Nelson
2003 Sal Frisella
2004 Greg Andrews
2005 Adam Snyder
2006 Hunter Harrigan
2007 Kevin Koski
2008 Tyler Lairson
2009 Adam Curynski
2010 Nathan Forer
2011 Chris Murphy

JAMES J. MUNDO SPIRIT AWARD

1987 Todd Neibel
1988 Chuck Verschoore
1989 Dave Wrona
1990 Tim Davis
1991 Bob Geary
1992 Darrin Barton
1993 Brian Isaacson
1994 Chris Sauritch
Mike Blang
1996 Craig Shelton
Chad Isaacson
1997 Cory Schrank
1998 Carl Kochan
1999 Adam Biggs
2000 Joe Meeks
2001 Scott Lucht
2002 John Clem
2003 Ross Kowzan
2004 Josh Markle
2005 Kevin Koski
2006 Adam Snyder
Ben Hoffman
2007 Dusty Baker
Tyler Lairson
2008 Tom Cerven
2009 Chris Murphy
2010 Aaron Roberts
2011 Nick Johnson
2012 Jake Welch
2013 Austin Johnson
2014 Lee Weld
2015 Parker Osborne
2016 Ryan Sabo
2017 Ryan Smith
2018 Michael Baird
2019 Aiden McMahan
2021 Austin Ulick
2022 Noah Farmer

TEAM USA - COLLEGIATE NATIONAL TEAM

1983 Robert Jones
1986 Steve Finley

OTHER COACH OF THE YEAR AWARDS

1971 Richard "Itchy" Jones, Adirondack
1978 Richard "Itchy" Jones, Sporting News
2008 Dan Callahan, Greater Midwest Professional Baseball Scouts Association Amateur Coach-of-the Year

ALL-AMERICANS

FIRST TEAM

1969 Bill Stein, SS (AACBC)
Bill Clark, 3B (SN)
1972 Dan Thomas, OF (SN)
1973 Joe Wallis, OF (Worth)
1976 Rick Murray, 3B (Co-SIDA Independent)
1977 George Vukovich, DH (SN)
1978 Dave Stieb, OF (SN)
1981 Bobby Doerr, 2B (SN)
2012 Chris Serritella, 1B (BA)

SECOND TEAM

1974 John Hoscheidt, OF (AACBC)
1977 George Vukovich, OF (Worth)
1979 Bob Schroeck, P (AACBC)
2012 Chris Serritella, 1B (PG)

THIRD TEAM

1970 Jim Dwyer, OF (AACBC)
1971 Bob Sedik, C (AACBC)
1990 Doug Shields, OF (BA)
2012 Chris Serritella, 1B (NCBWA, Louisville Slugger)
2022 Kaeber Rog, SS (Collegiate Baseball)

AACBC = American Association of College Baseball Coaches, BA = Baseball America, PG = Perfect Game, SN = Sporting News

COSIDA ACADEMIC ALL-AMERICAN

FIRST TEAM

1970 Bob Blakley
1976 Rick Murray

SECOND TEAM

1972 Mike Broeking
1975 Robin Derry
1976 John Hoscheidt
1977 Rick Murray
1997 Aaron Jones

THIRD TEAM

1984 Mike Blumhorst

PRESEASON ALL-AMERICANS

1991 Sean Bergman
 2023 Matthew Steidl - Second Team
 Kaeber Rog - Third Team
 (Collegiate Baseball Magazine)

RETIRED NUMBERS

Richard "Itchy" Jones #1

SALUKI HALL OF FAME

PLAYER, YEARS	HOF CLASS OF
Jim Adduci, 1978-80	1999
Jake Alley, 1999-03	2019
Sean Bergman, 1989-91	1998
Jim Dwyer, 1969-71	1988
P.J. Finigan, 2002-05	2018
Steve Finley, 1984-87	1993
Jason Frasor, 1996-99	2017
Wayne Grandcolas, 1951-54	2006
Jerry Hairston Jr., 1996-97	2009
John Hoscheidt, 1973-76	2011
Kevin House, 1976-80	1991
Richard "Itchy" Jones player (1957-60), coach (1970-90)	1982
Robert Jones, 1983-86	1999
Rick Keeton, 1976-78	2007
Dale Kisten, 1986-88	2009
Tim Kratochvil, 1993-96	2019
Al Levine, 1990-91	2010
Glenn "Abe" Martin player (1929-32), coach (1947-65)	1978
Tom Millikin, 1949-54	1979
Mark Newman player (1969-70), coach (1971-80)	2000
Bill O'Brien, 1941-47	1979
Joe Schley, 1996-99	2014
Bob Schroeck, 1978-80	2015
Doug Shields, 1987-90	2004
Clint Smothers, 1990-94	2009
Dave Stieb, 1978	1989
Ray Tabacchi, 1953-56	2017
Larry Tucker, 1959-62	2002
George Vukovich, 1975-77	2003
Joe Wallis, 1972-73	2013
Scott Waltemate, 1971-74	2008
Wayne Williams, 1952-56	2000
Dave Wrona, 1987-1990	1997

LOUISVILLE SLUGGER FRESHMAN ALL-AMERICANS

2002 Eric Haberer, LHP
 P.J. Finigan, RHP
 Ryan Welch, RHP
 2006 Scott Elmendorf, 2B
 2007 Bryant George, RHP
 Aaron Roberts, OF
 2011 Tyler Dray, LHP
 2014 Kyle Pauly, LHP

NCBWA DISTRICT V PLAYER OF THE YEAR

2012 Chris Serritella, 1B

AMERICAN BASEBALL COACHES ASSOCIATION ALL-REGION (SINCE 2003)

FIRST TEAM

2007 Mark Kelly, C
 2021 Tristan Peters, OF
 J.T. Weber, OF
 2022 Kaeber Rog, SS
 J.T. Weber, OF

SECOND TEAM

2005 Kevin Koski, OF
 2012 Chris Serritella, 1B
 2016 Michael Baird, SP
 2021 Brad Harrison, SP

THIRD TEAM

2003 Jake Alley, RHP

PING!BASEBALL ALL-FRESHMAN TEAM

2007 Aaron Roberts, OF

MVC SCHOLAR-ATHLETES (SINCE 2003)

2003 Toby Barnett
 Nick Baughman
 Eric Haberer
 Ross Kowzan
 Marshall Tucker
 2004 Nick Baughman
 Nathan Emrick
 P.J. Finigan
 Adam Snyder
 Marshall Tucker
 2005 Nathan Emrick
 P.J. Finigan
 Kevin Koski
 Adam Snyder
 2006 Nathan Emrick
 Grant Gerrard
 Kevin Koski
 Adam Snyder
 2007 Mark Kelly
 Kevin Koski
 2008 Mark Kelly
 2009 Andrew Dunn
 2010 Nathan Forer
 2011 Brock Harding
 2012 Brian Bajer
 Tyler Dray
 Donny Duschinsky
 Todd Eaton
 Austin Montgomery
 2013 Tyler Dray
 Austin Montgomery
 2014 Sam Coonrod
 Tyler Dray
 Parker Osborne
 Lee Weld
 2015 Tyler Rolland
 Ryan Sabo
 2016 Logan Blackfan
 Ryan Netemeyer
 Ryan Sabo
 2017 Greg Lambert
 Ryan Netemeyer (HM)
 Ryan Sabo
 2018 Michael Baird

Logan Blackfan
 Brad Harrison (HM)
 Jamison Steege (HM)
 2019 Brad Harrison
 2021 Philip Archer
 Noah Farmer
 Brad Harrison
 J.T. Weber
 Kyle Back (HM)
 Nick Neville (HM)
 Ian Walters (HM)
 2022 Grey Epps
 Noah Farmer
 Evan Martin
 J.T. Weber

COSIDA ACADEMIC ALL-DISTRICT (SINCE 2003)

2003 Ross Kowzan
 2004 Nick Baughman
 2005 Kevin Koski
 2006 Grant Gerrard
 Kevin Koski
 2010 Nathan Forer
 2012 Austin Montgomery
 2017 Ryan Sabo

COLLEGIATE BASEBALL NATIONAL PLAYER-OF-THE-WEEK

2005 P.J. Finigan (March 14)
 2021 J.T. Weber (March 15)

SALUKIS IN COLLEGIATE BASEBALL'S TOP-25

1968 2nd (Final)
 1969 7th (Final)
 1970 11th (Final)
 1971 2nd (Final)
 1973 10th (Final)
 1974 3rd (Final)
 1975 24th (Final)
 1977 3rd (Final)
 1978 20th (Final)
 1979 21st (Final)
 1981 22nd (Final)
 1990 16th (Final)
 2021 25th (March 8)
 27th (March 15)
 22nd (March 22)
 28th (March 29)

SALUKIS IN COLLEGIATE BASEBALL'S FAB-40 PRESEASON POLL

1991 N/A
 2008 33rd (Dec. 21)

MVC PLAYERS-OF-THE-WEEK (SINCE 2003)

2003 Greg Andrews (5/6)
 2004 Greg Andrews (3/22)
 2005 Matt Brewer (3/28)
 P.J. Finigan (4/25)
 2006 Kevin Koski (2/27)

- Grant Gerrard (3/27)
- 2007 Mark Kelly (3/5)
- 2011 Chris Murphy (2/21)
- 2012 Austin Montgomery (2/20)
Jordan Sivertsen (4/9)
- 2013 Matt Jones (2/25)
- 2014 Ryan Casillas (4/7)
- 2018 Alex Lyon (3/12)
Alex Lyon (4/30)
- 2019 Will LaRue (3/4)
Aiden McMahan (5/6)
- 2021 Philip Archer (3/1)
Tristan Peters (3/8)
J.T. Weber (3/15)
Philip Archer (4/12)
Cody Cleveland (5/17)

MVC PITCHERS-OF-THE-WEEK (SINCE 2003)

- 2005 P.J. Finigan (3/14)
P.J. Finigan (3/28)
Tyler Norrick (4/25)
P.J. Finigan (5/9)
- 2007 Cody Adams (4/9)
- 2008 Shawn Joy (4/21)
- 2010 Nathan Forer (4/5)
- 2011 Cody Forsythe (4/25)
- 2012 Cody Forsythe (4/23)
- 2014 Todd Eaton (4/28)
- 2015 Aaron Hauge (3/16)
- 2016 Michael Baird (3/21)
- 2017 Ryan Netemeyer (3/20)
Chad Whitmer (4/17)
Chad Whitmer (5/1)
- 2018 Brad Harrison (3/5)
Brad Harrison (3/12)
Brad Harrison (4/9)
Dylan Givens (5/21)
- 2019 Sam Grace (3/25)
- 2021 Noah Farmer (5/17)

MVC SCHOLAR-ATHLETES-OF-THE-WEEK

- 2005 P.J. Finigan (3/17)
P.J. Finigan (4/28)
- 2010 Nathan Forer (4/7)
- 2012 Austin Montgomery (2/22)
Brian Bajer (5/2)
- 2013 Austin Montgomery (2/27)
Austin Montgomery (3/13)
Austin Montgomery (5/8)
- 2017 Greg Lambert (3/7)
- 2018 Brad Harrison (3/7)
Brad Harrison (3/14)
Brad Harrison (4/11)

The MVC discontinued the Scholar-Athlete of the Week after the 2017-18 academic year.

COLLEGE BASEBALL FOUNDATION ALL-STAR LINEUP

- 2005 P.J. Finigan (3/15)
P.J. Finigan (5/10)
- 2006 Kevin Koski (2/27)
Grant Gerrard (3/27)
- 2007 Mark Kelly (2/14)
Mark Kelly (3/6)
Aaron Roberts (3/20)
Cody Adams (4/10)
- 2008 Tyler Lairson (3/24)
Shawn Joy (4/23)

2010 Chris Serritella (3/4)

INSIDEPITCHING.COM MIDWEST REGION PITCHER OF THE WEEK

2008 Shawn Joy (4/21)

COLLEGEBASEBALLHUB.COM REGIONAL PLAYER OF THE WEEK

2008 Tyler Lairson (3/24)

COLLEGEBASEBALLINSIDER.COM LOUISVILLE SLUGGER REGIONAL PLAYER OF THE WEEK

2013 Matt Jones (2/25)

MLB ALL-STAR GAME

1980	Dave Stieb	P
1981	Dave Stieb	P
1983	Dave Stieb	P
1984	Dave Stieb	P
1985	Dave Stieb	P
1988	Dave Stieb	P
1990	Dave Stieb	P
1997	Steve Finley	OF
2000	Steve Finley	OF

MLB GOLD GLOVE

1995	Steve Finley	OF
1996	Steve Finley	OF
1999	Steve Finley	OF
2000	Steve Finley	OF
2004	Steve Finley	OF

WORLD SERIES CHAMPIONS

1992	Dave Stieb	Toronto Blue Jays
2001	Steve Finley	Arizona Diamondbacks
2002	Al Levine	Anaheim Angels

MLB NO-HITTERS

9/2/90 Dave Stieb (Blue Jays 3, Indians 0)*

**Only no-hitter in Toronto Blue Jays history*

BATTING AVERAGE

(MIN. 100 AT BATS)

Player	Avg. (H/AB)
1. Joe Wallis, 1971	.446 (58/130)
2. Kent Collins, 1965	.441 (49/111)
3. William Bauer, 1950	.427 (44/103)
4. Jim Adduci, 1980	.425 (76/179)
5. Jim Dwyer, 1971	.413 (83/201)
6. Braden Gibbs, 1994	.412 (54/131)
Mike Eden, 1972	.412 (54/131)
8. Frank Hunsaker, 1976	.406 (65/160)
9. Rick Murray, 1976	.398 (74/186)
10. Dave Wrona, 1990	.395 (90/228)
Gerry Pitchford, 1986	.395 (87/220)

SLUGGING PERCENTAGE

(MIN. 100 AT BATS)

Player	Avg. (TB/AB)
1. Jim Adduci, 1980	.777 (139/179)
2. Gerry Miller, 1980	.722 (117/162)
3. Joe Wallis, 1972	.715 (93/130)
4. Brad Benson, 1997	.711 (128/180)
5. Jim Dwyer, 1970	.687 (101/147)
6. Kent Collins, 1965	.676 (75/111)
7. Dave Stieb, 1978	.670 (126/188)
8. Gerry Pitchford, 1986	.668 (147/220)
9. Chris Serritella, 2012	.667 (156/234)
Jim Dwyer, 1971	.667 (134/201)



[KEVIN KOSKI REACHED BASE IN 42-STRAIGHT GAMES IN 2005]

GAMES PLAYED

1. Tim Davis, 1989	64
Doug Shields, 1989	64
3. Kurt Endebrock, 1991	63
Tim Davis, 1990	63
Robert Jones, 1986	63
Kurt Endebrock, 1989	63
Gerry Pitchford, 1986	63

AT-BATS

1. Tim Davis, 1989	251
2. Jake Welch, 2013	249
3. Kaeber Rog, 2022	246
4. J.T. Weber, 2022	245
5. Connor Kopach, 2016	244
6. Kevin Koski, 2005	242
7. Austin Montgomery, 2012	241
Kurt Endebrock, 1990	241
9. Doug Shields, 1989	239
Chase Slone, 2015	239
11. Nathan Emrick, 2004	238

RUNS SCORED

1. Kurt Endebrock, 1990	71
Gerry Pitchford, 1986	71
3. Nick Neville, 2021	64
Tim Davis, 1990	64
Doug Shields, 1990	64
Mike Eden, 1971	64
J.T. Weber, 2022	64
8. Jim Adduci, 1980	60
Jim Dwyer, 1971	60
10. Aaron Jones, 1997	59
Gerry Pitchford, 1985	59



[GERRY PITCHFORD HAD A 1.175 OPS IN 1986]

HITS

1. Kevin Koski, 2005	92
2. Chris Serritella, 2012	91
3. Dave Wrona, 1990	90
4. Kaeber Rog, 2022	89
5. Mark Kelly, 2007	88
6. Doug Shields, 1989	87
Gerry Pitchford, 1986	87
J.T. Weber, 2022	87
9. Kurt Endebrock, 1990	86
10. John Hoscheidt, 1974	85

DOUBLES

1. Greg Lambert, 2017	25
2. Chris Serritella, 2012	24
3. Logan Blackfan, 2016	23
Matt Brewer, 2005	23
5. Jim Limperis, 1986	22
6. Brad Benson, 1997	21
Kaeber Rog, 2022	21
8. Philip Archer, 2021	20
Tristan Peters, 2021	20
Pete Schlosser, 1995	20
Tim Davis, 1990	20
Doug Shields, 1989	20

TRIPLES

1. John Hoscheidt, 1974	12
Jim Dwyer, 1971	12
3. Don Kirkland, 1968	10
4. Joe Schley, 1997	9
Joe Wallis, 1972	9
6. Jerry Bond, 1969	8
7. Joe Schley, 1999	7

Doug Shields, 1990	7
John Hoscheidt, 1976	7
Joe Bond, 1968	7

HOME RUNS

1. J.T. Weber, 2022	19
2. Nick Neville, 2021	17
3. Gerry Miller, 1980	16
4. J.T. Weber, 2021	15
Robert Jones, 1986	15
6. Tyler Bullock, 2010	14
Matt Dettman, 1998	14
Matt Dettman, 1997	14
Kaeber Rog, 2022	14
10. Chris Serritella, 2012	13
Jordan Sivertsen, 2012	13
Chris Serritella, 2010	13
Aaron Jones, 1997	13
Brad Benson, 1997	13
Jim Adduci, 1980	13

RUNS BATTED IN

1. Robert Jones, 1986	70
2. Chris Serritella, 2010	64
Doug Shields, 1990	64
Tim Davis, 1990	64
5. J.T. Weber, 2021	63
Mark Kelly, 2007	63
Aaron Jones, 1996	63
8. Logan Blackfan, 2018	62
9. Chris Serritella, 2012	61
10. Philip Archer, 2021	60

TOTAL BASES

1. J.T. Weber, 2022	159
2. Chris Serritella, 2012	156
3. Kaeber Rog, 2022	152
4. Robert Jones, 1986	147
Gerry Pitchford, 1986	147
6. Chris Serritella, 2010	143



[CHRIS SERRITELLA WAS DRAFTED IN THE FOURTH ROUND OF THE 2012 MLB DRAFT BY THE PHILADELPHIA PHILLIES]



[CONNOR KOPACH RANKS NO. 2 ALL-TIME AT SIU IN STOLEN BASES]

7. J.T. Weber, 2021	139	7. Brad Benson, 1998	43
Jim Adduci, 1980	139	8. Bill Lyons, 1980	42
9. Nick Neville, 2021	136	Jake Welch, 2014	42
Jerry Hairston, 1997	136	10. Adam Hills, 2007	41
11. Doug Shields, 1990	134	Jay Burch, 1986	41
Dave Wrona, 1990	134	Stan Mann, 1974	41
Jim Dwyer, 1971	134	Howie Mitchell, 1974	41

WALKS

1. Gerry Pitchford, 1986	53
2. Neil Fiala, 1976	50
3. Aaron Jones, 1997	49
Rick Fiala, 1980	49
5. Gerry Pitchford, 1985	47
6. Tristan Peters, 2021	46



[TWO-TIME MLB ALL-STAR STEVE FINLEY RANKS THIRD ALL-TIME AT SIU IN CAREER RUNS SCORED]

HIT BY PITCH

1. Chris Sauritch, 1994	24
2. Ian Walters, 2021	18
3. Ryan Casillas, 2013	15
Jerry Hairston, 1996	15
5. Ian Walters, 2019	13
J.T. Weber, 2022	13
7. Chris Sauritch, 1993	12
8. Kevin Koski, 2007	11
Jerry Hairston, 1997	11
10. Nikola Vasic, 2018	10
Ryan Sabo, 2017	10
Nick Hutchins, 2016	10
Rennie Troggio, 2012	10
Chris Murphy, 2011	10
Kevin Koski, 2005	10
Brian Heather, 1992	10
Pete Schlosser, 1993	10
Steve DeNoyer, 1994	10
Charlie Hilleman, 1987	10
Grey Epps, 2022	10

STOLEN BASES

1. Bert Newman, 1976	42
2. Jim Reboulet, 1982	37
3. Rick Gaebe, 1988	36
Bert Newman, 1975	36
5. Bob Geary, 1991	34
Bert Newman, 1974	34
Joe Wallis, 1973	34
8. Connor Kopach, 2018	33
Connor Kopach, 2017	33
10. Dan Thomas, 1971	32

STRIKEOUTS

1. Addison Fugitt, 2018	69
2. Nick Neville, 2021	66
3. Logan Blackfan, 2017	64
4. Greg Andrews, 2004	63
5. Grey Epps, 2019	62

Jordan Sivertsen, 2012	62
7. Vinni Massaglia, 2021	61
8. Hunter Harrigan, 2006	60
9. Alex Lyon, 2018	56
Connor Kopach, 2017	56
Roman Schooley, 2001	56

REACHED BASE STREAKS

(SINGLE SEASON SINCE 2004 // ALL GAMES)

No.	Player	Year	Strk
1.	Kevin Koski	2005	42
2.	Nick Neville	2021	29
	Chris Serritella	2010	29
	Adam Hills	2007	29
4.	Ryan Casillas	2013	28
	Kevin Koski	2007	28
	Nathan Bandy	2022	28
7.	Nikola Vasic	2018	27
	P.J. Finigan	2005	27

REACHED BASE STREAKS

(SINGLE SEASON SINCE 2004 // MVC GAMES)

No.	Player	Year	Strk
1.	Kevin Koski	2005	24
2.	Nick Neville	2021	21
	J.T. Weber	2022	21
4.	Kevin Koski	2007	19
	Aaron Roberts	2007	19
	Aaron Roberts	2009	19
	Chris Serritella	2012	19
8.	Mark Kelly	2007	17
	P.J. Finigan	2005	17
	Wes Neece	2013	17
	Greg Lambert	2015	17

MULTI-HIT GAMES

(SINGLE SEASON SINCE 2004 // ALL GAMES)

No.	Player	Year	G
1.	Kevin Koski	2005	30
2.	Chris Serritella	2012	29
3.	P.J. Finigan	2005	26
	Mark Kelly	2007	26
	Austin Montgomery	2012	26
	Mark Kelly	2008	26
7.	Tristan Peters	2021	25
	Nathan Emrick	2004	25
	Austin Montgomery	2013	25
	J.T. Weber	2022	25
	Kaeber Rog	2022	25

MULTI-HIT GAMES

(SINGLE SEASON SINCE 2004 // MVC GAMES)

No.	Player	Year	G
1.	Kevin Koski	2005	13
	Nathan Emrick	2004	13
3.	Nathan Emrick	2005	12
4.	Jake Welch	2013	11
	Mark Kelly	2008	11
	Mark Kelly	2007	11
	Grant Gerrard	2006	11
8.	Tristan Peters	2021	10
	J.T. Weber	2021	10
	Ryan Casillas	2014	10
	Chris Seritella	2012	10
	Aaron Roberts	2007	10
	Erik Alvarez	2006	10
	P.J. Finigan	2005	10

BATTING AVERAGE

(MIN. 225 AT BATS)

Player	Avg. (H/AB)
1. Jim Dwyer, 1969-71	.401 (142/354)
2. Mike Eden, 1971-72	.391 (228/327)
3. Joe Wallis, 1971-73	.388 (114/294)
4. Gerry Pitchford, 1985-86	.368 (147/400)
5. Chris Serritella, 2009-12	.367 (226/616)
6. Jim Adduci, 1978-80	.366 (158/432)
7. Mike Russell, 1995-96	.364 (119/327)
8. Jerry Hairston, 1996-97	.360 (155/431)
Dan Thomas, 1971-72	.360 (112/311)
10. Braden Gibbs, 1994-95	.359 (109/304)




[JOE SCHLEY HOLDS SIU'S RECORD FOR CAREER HITS WITH 286]

SLUGGING PERCENTAGE

(MIN. 225 AT BATS)

Player	Avg. (TB/AB)
1. Jim Dwyer, 1969-71	.672 (238/354)
2. Jim Adduci, 1978-80	.662 (286/432)
3. Gerry Pitchford, 1985-86	.660 (264/400)
4. Brad Benson, 1997-98	.636 (238/374)
Matt Dettman, 1997-98	.636 (255/401)
6. Joe Wallis, 1971-73	.629 (185/294)
7. Chris Serritella, 2009-2012	.609 (375/616)
8. Gerry Miller, 1979-80	.592 (180/304)
9. Aaron Jones, 1996-97	.591 (243/411)
10. Nick Neville, 2020-21	.572 (175/306)
Mike Eden, 1971-72	.572 (187/327)



[JIM DWYER IS THE ONLY PLAYER IN SIU HISTORY TO HIT .400 FOR HIS CAREER. HE HIT .401 OVER 354 CAREER AT-BATS]

GAMES PLAYED

1. Dave Wrona, 1987-90	241
2. Doug Shields, 1987-90	236
3. Kevin Koski, 2004-07	227
4. Connor Kopach, 2014-18	225
5. Logan Blackfan, 2015-18	222
Jake Welch, 2011-14	222
Scott Elmendorf, 2006-09	222
8. P.J. Finigan, 2002-05	218
9. Joe Schley, 1996-99	216
10. Chris Murphy, 2008-11	215
Nathan Emrick, 2003-06	215

AT-BATS

1. Jake Welch, 2011-14	898
2. Kevin Koski, 2004-07	893
3. Chris Murphy, 2008-11	884
4. Joe Schley, 1996-99	868
5. Connor Kopach, 2014-18	860
6. Dave Wrona, 1987-90	846
7. P.J. Finigan, 2002-05	837
8. Logan Blackfan, 2015-18	836
9. Scott Elmendorf, 2006-09	831
10. Doug Shields, 1987-90	781

HITS

1. Joe Schley, 1996-99	286
2. Kevin Koski, 2004-07	285
Dave Wrona, 1987-90	285
4. Chris Murphy, 2008-11	260
5. Jake Welch, 2011-14	257
6. Doug Shields, 1987-90	256
7. Mark Kelly, 2006-09	255
8. Austin Montgomery, 2010-13	252
Scott Elmendorf, 2006-09	252
10. P.J. Finigan, 2002-05	251

DOUBLES

1. Logan Blackfan, 2015-18	70
2. Chris Serritella, 2009-12	51
Tim Kratochvil, 1993-96	51
4. Dave Wrona, 1987-90	50
5. Connor Kopach, 2014-18	49
Greg Lambert, 2015-17	49
7. Austin Montgomery, 2010-13	48
Chris Murphy, 2008-11	48
Joe Schley, 1996-99	48
Mark Kelly, 2006-09	48



[TIM KRATOCHVIL (1993-96) RANKS NO. 2 ALL-TIME AT SIU IN RUNS BATTED IN. HE WAS INDUCTED INTO THE SIU HALL OF FAME IN 2019.]

RUNS SCORED

1. Kevin Koski, 2004-07	191
2. Joe Schley, 1996-99	189
3. Steve Finley, 1984-87	175
4. Bert Newman, 1973-76	172
5. Doug Shields, 1987-90	169
6. Scott Elmendorf, 2006-09	168
7. Jake Welch, 2011-14	158
8. Chris Murphy, 2008-11	151
9. P.J. Finigan, 2002-05	150
10. Dave Wrona, 1987-90	149

TRIPLES

1. John Hoscheidt, 1973-76	24
2. Joe Schley, 1996-99	21
3. Jim Dwyer, 1969-71	17
4. Bob Blakley, 1968-71	16
5. Connor Kopach, 2014-18	15
Jerry Bond, 1968-69	15
7. Joe Wallis, 1971-73	14
8. P.J. Finigan, 2002-05	13
Steve Finley, 1984-87	13
10. Dan Esplin, 1991-95	12

HOME RUNS

1. Robert Jones, 1983-86	36
2. Tyler Bullock, 2008-10	31
3. Chris Serritella, 2009-12	30
4. Jordan Sivertsen, 2009-12	29
5. Matt Dettman, 1997-98	28
Sal Frisella, 2000-03	28
7. Chuck Curry, 1976-79	27
8. Jim Adduci, 1978-80	26
9. Tim Kratochvil, 1993-96	24
Brad Benson, 1997-98	24

RUNS BATTED IN

1. Robert Jones, 1983-86	176
2. Tim Kratochvil, 1993-96	163
3. Logan Blackfan, 2015-18	157
4. Mark Kelly, 2006-09	155
5. Dave Wrona, 1987-90	154
6. Chris Serritella, 2009-12	149
7. Austin Montgomery, 2010-13	146
Doug Shields, 1987-90	146
9. Jordan Sivertsen, 2009-12	141
10. Dan Radison, 1969-72	138

TOTAL BASES

1. Joe Schley, 1996-99	409
2. Dave Wrona, 1987-90	398
3. Chris Serritella, 2009-12	375
4. Doug Shields, 1987-90	373
5. Robert Jones, 1983-86	372
6. Logan Blackfan, 2015-18	367
Tim Kratochvil, 1993-96	367
8. Austin Montgomery, 2010-13	363
P.J. Finigan, 2002-05	363
Connor Kopach, 2014-18	363
11. Steve Finley, 1984-87	352

WALKS

1. Jeff Stanek, 1999-02	137
2. Howie Mitchell, 1972-75	124
3. Jake Welch, 2011-14	112
4. Kevin Koski, 2004-07	103
5. Logan Blackfan, 2014-18	102
6. Pete Schlosser, 1992-95	101
7. Gerry Pitchford, 1985-86	100
Brad Hollenkamp, 1987-90	100
8. Jerry DeSimone, 1976-79	98
10. Jordan Sivertsen, 2009-12	96
Chuck Curry, 1976-79	96
Jay Burch, 1983-86	96

HIT BY PITCH

1. Chris Sauritch, 1993-94	36
2. Ian Walters, 2019-21	35
Kevin Koski, 2004-07	35
4. Chris Murphy, 2008-11	31
5. Pete Schlosser, 1992-95	27
6. Jerry Hairston, 1996-97	26
7. Sal Frisella, 2000-03	21
8. Nick Hutchins, 2015-17	19
Jeff Cwynar, 1991-94	19

STOLEN BASES

1. Bert Newman, 1973-76	132
2. Connor Kopach, 2015-18	84
3. Joe Schley, 1996-99	69
Steve Finley, 1984-87	69
5. Bob Doerr, 1978-81	59
6. P.J. Schranz, 1980-83	58
7. Jim Reboulet, 1982-83	57
8. Kurt Endebrook, 1989-91	56
9. Kevin Koski, 2004-07	55
Dan Thomas, 1971-72	55
Jake Welch, 2011-14	55

STRIKEOUTS

1. Logan Blackfan, 2015-18	202
2. Greg Andrews, 2000-04	190
3. Jordan Sivertsen, 2009-12	189
5. Connor Kopach, 2014-18	169
6. Jeff Stanek, 1999-02	158
7. Grey Epps, 2018-pres.	156
8. Robert Jones, 1983-86	149
9. Logan Blackfan, 2015-pres.	148
Chris Serritella, 2009-12	148
P.J. Finigan, 2002-05	148

EARNED RUN AVERAGE

(MIN. 50 INNINGS)

Player	ERA (ER/IP)
1. Rick Ware, 1973	0.47 (3/57.2)
2. Larry Tucker, 1959	0.73 (6/74.0)
3. Paul Evans, 1979	0.84 (5/53.2)
4. Rick Ware, 1972	0.89 (5/50.1)
5. Jim Panther, 1966	0.94 (6/57.1)
6. Bob Schroeck, 1979	1.03 (10/87.0)
7. Howard Nickason, 1967	1.19 (7/53.0)
8. Bill Liskey, 1966	1.20 (8/60.0)
9. Scott Waltemate, 1973	1.36 (12/79.2)
10. Jim Fischer, 1972	1.41 (10/63.2)

WINNING PERCENTAGE

(MIN. 9 WINS)

Player	W-L (Pct.)
1. Bob Schroeck, 1979	12-0 (1.000)
Brad Harrison, 2021	9-0 (1.000)
Wayne Grandcolas, 1952	9-0 (1.000)
4. John Hotz, 1964	11-1 (.917)
5. Robbie Clark, 1981	10-1 (.909)
Ron Hodges, 1974	10-1 (.909)
7. Tim Verpaele, 1976	9-1 (.900)
Dick Langdon, 1970	9-1 (.900)
Eugene Vincent, 1965	9-1 (.900)
10. Dick Langdon, 1971	12-2 (.857)
John Susco, 1968	12-2 (.857)
Eugene Vincent, 1964	12-2 (.857)

WINS

1. Bob Schroeck, 1979	12
Dick Langdon, 1971	12
John Susce, 1968	12
Eugene Vincent, 1964	12
5. Cody Adams, 2007	11
Ron Hodges, 1975	11
John Hotz, 1964	11
8. Robbie Clark, 1981	10
Ron Hodges, 1974	10
Scott Waltemate, 1974	10
Scott Waltemate, 1973	10
Jerry Paetzhoid, 1969	10

LOSSES

1. Marshall Tucker, 2004	10
2. Dale Meyer, 1989	9
Mike Van Gilder, 1993	9
4. Adam Biggs, 1999	8
Jim Pecoraro, 1998	8
Dan Davis, 1994	8
Mike Van Gilder, 1992	8
Sean Bergman, 1989	8
9. Blake Begner, 2019	7
Joey Marciano, 2016	7
Nathan Forer, 2009	7
Josh Latimer, 2001	7
Josh Latimer, 2000	7
Bob Finder, 1991	7
Dale Kisten, 1988	7

SAVES

1. Ryan Netemeyer, 2017	15
2. Trey McDaniel, 2019	14
3. Al Levine, 1990	13
4. Ryan Netemeyer, 2016	12
5. Bryant George, 2007	11
Andrew Weber, 2004	11
7. Dewey Robinson, 1977	10
8. Trey McDaniel, 2021	9
Ryan Netemeyer, 2018	9
Todd Eaton, 2013	9
Todd Eaton, 2012	9
Larry Beattie, 1986	9

APPEARANCES

1. Ian Reinhart, 2007	36
2. Bryant George, 2010	32
Daniel Wells, 2006	32
Jim Pecoraro, 1997	32
5. Trey McDaniel, 2021	30
Matthew Steidl, 2022	30
7. Lee Weld, 2010	29
Dusty Baker, 2006	29
Scott Lucht, 2001	29
Al Levine, 1990	29
11. Trey McDaniel, 2019	28
Trey McDaniel, 2018	28
Jacob Williams, 2017	28
Tyler Dray, 2012	28
Matt Murphy, 2012	28
Daniel Wells, 2008	28
Jim Pecoraro, 1998	28

GAMES STARTED

1. Bryan Rueger, 2005	17
Dave Piazza, 1998	17
Noah Farmer, 2022	17
4. Cody Forsythe, 2012	16
Cody Adams, 2007	16
Shawn Joy, 2007	16
Jordan Powell, 2006	16
P.J. Finigan, 2005	16
Jake Alley, 2000	16
Dan Davis, 1994	16
Sean Bergman, 1991	16

COMPLETE GAMES

1. Dale Kisten, 1988	10
Bob Schroeck, 1979	10
3. Mike Van Gilder, 1993	9
Ron Hodges, 1975	9
Dick Langdon, 1971	9
6. Dale Kisten, 1987	8
Ken Klump, 1982	8
Rickey Keeton, 1978	8
John Susce, 1968	8
Don Kirkland, 1966	8
Larry Tucker, 1962	8

INNINGS PITCHED

1. Bryan Rueger, 2005	125.1
2. Dan Davis, 1994	118.0
3. Dick Langdon, 1971	114.2
4. Dale Kisten, 1988	111.1
5. Mike Van Gilder, 1993	111.0
6. Cody Adams, 2007	107.2
7. Ron Ayers, 1956	107.1
8. P.J. Finigan, 2005	105.2
Sean Bergman, 1991	105.2
10. Brian Isaacson, 1994	105.1
11. Cody Forsythe, 2012	104.2
12. Chad Whitmer, 2017	104.0

13. Cody Forsythe, 2011	103.1
-------------------------	-------

HITS ALLOWED

1. Mike Van Gilder, 1993	139
2. Brian Isaacson, 1994	124
3. Dave Piazza, 1998	122
4. Bryan Rueger, 2005	121
5. Brendan Fort, 2000	120
Mike Van Gilder, 1992	120
7. Shawn Joy, 2007	116
8. Jordan Powell, 2006	115
Jason Kline, 1995	115
10. Dan Davis, 1994	112

RUNS ALLOWED

1. Mike Van Gilder, 1993	81
2. Brian Isaacson, 1994	80
3. Dave Piazza, 1998	78
4. Dan Linton, 1993	75
5. Marshall Tucker, 2004	74
6. Chris Bend, 1989	73
7. Brendan Fort, 2001	69
Sean Bergman, 1991	69
9. Luke Nelson, 2002	68
Dan Davis, 1995	68
Dan Davis, 1994	68

HOME RUNS ALLOWED

1. Joey Marciano, 2016	14
Todd Eaton, 2014	14
3. Jake Alley, 2000	13
Adam Biggs, 1999	13
Chris Schullian, 1998	13
6. Tanner Lewis, 2021	12
Brendan Fort, 2000	12
Jason Frasor, 1999	12
Dave Piazza, 1998	12
Donnie Chester, 1997	12
Dave Farrow, 1995	12

STRIKEOUTS

1. Skip Pitlock, 1969	111
2. Jason Frasor, 1999	110
3. P.J. Finigan, 2005	107
4. John Hotz, 1964	100
5. Sean Bergman, 1991	99
Eugene Vincent, 1964	99
7. Brad Harrison, 2021	98
8. Dick Langdon, 1971	97
9. Chad Whitmer, 2017	95
Dale Kisten, 1988	95
Eugene Vincent, 1965	95

WALKS

1. Dale Meyer, 1989	64
2. Eugene Vincent, 1964	60
Ron Ayers, 1956	60
4. Skip Pitlock, 1968	58
5. Dan Davis, 1994	54
6. Sean Bergman, 1991	51
Skip Pitlock, 1969	51
8. Jim Woods, 1960	50
9. Skip Pitlock, 1967	49
Sam Coonrod, 2013	49

EARNED RUN AVERAGE

(MIN. 2 YEARS AND 100 INNINGS)

Player	ERA (ER/IP)
1. Rick Ware, 1972-73	0.67 (8/108.0)
2. Howard Nickason, 1966-68	1.73 (33/171.1)
3. John Hotz, 1962-65	1.85 (50/242.2)
4. Ron Hodges, 1974-75	1.91 (42/197.2)
5. Scott Waltemate, 1971-74	1.92 (53/248.2)
6. Larry Tucker, 1959-62	1.98 (63/285.2)
7. Dick Langdon, 1970-71	1.99 (42/190.0)
8. Don Kirkland, 1966-67	2.04 (37/163.1)
9. Wayne Grandcolas, 1952-54	2.18 (54/222.2)
10. Steve Randall, 1970-73	2.19 (36/147.2)

WINNING PERCENTAGE

(MIN. 15 WINS)

Player	W-L (Pct.)
1. Jim Bokelmann, 1971-74	19-2 (.905)
2. John Hotz, 1962-65	23-3 (.885)
3. Ron Hodges, 1974-75	21-3 (.875)
Dick Langdon, 1970-71	21-3 (.875)
5. Eugene Vincent, 1963-65	25-4 (.862)
6. Bob Schroeck, 1978-80	23-4 (.852)
7. Bob Ash, 1967-69	18-4 (.818)
8. Rickey Keeton, 1976-78	25-6 (.806)
Steve Randall, 1970-73	15-4 (.806)
10. Dewey Robinson, 1974-77	20-6 (.769)

WINS

1. Scott Waltemate, 1971-74	28
2. Larry Tucker, 1959-62	27
3. Dale Kisten, 1986-88	25
Rickey Keeton, 1976-78	25
Eugene Vincent, 1963-65	25
6. Robbie Clark, 1979-82	23
Bob Schroeck, 1978-80	23
John Hotz, 1962-65	23
9. Jake Alley, 1999-00, 2002-03	22
Kevin Waldrop, 1975-79	22
Harry Gurley, 1959-62	22

LOSSES

1. Dave Piazza, 1995-99	21
2. Mike Van Gilder, 1990-93	19
3. Michael Baird, 2015-18	17
Sean Bergman, 1990-93	17
5. Jake Alley, 1999-00, 2002-03	15
Dave Farrow, 1993-96	15
Gary Bockhorn, 1983-86	15
8. Dan Davis, 1994-95	14
Dale Meyer, 1988-91	14
10. Chad Whitmer, 2014-17	13
Seven Others Tied With	13

SAVES

1. Ryan Netemeyer, 2015-18	37
2. Bryant George, 2007-10	30
3. Trey McDaniel, 2018-pres.	28
4. Todd Eaton, 2011-2014	19
Al Levine, 1990-91	19
6. Tyler Dray, 2011-2014	16
7. Andrew Weber, 2002-05	15
8. Larry Beattie, 1986-88	11
9. Dewey Robinson, 1974-77	10
Paul Evans, 1978-81	9

APPEARANCES

1. Bryant George, 2007-10	101
2. Daniel Wells, 2006-09	98
3. Trey McDaniel, 2018-pres.	97
4. Ryan Netemeyer, 2015-18	96
Tyler Dray, 2011-2014	96
6. Todd Eaton, 2011-2014	89
7. Jacob Williams, 2013-17	87
8. Matt Murphy, 2011-14	84
9. Adam Snyder, 2003-06	81
10. Aaron Snyder, 2010-2014	79

GAMES STARTED

1. Cody Forsythe, 2010-2013	49
2. Michael Baird, 2015-18	45
3. Jake Alley, 1999-00, 2002-03	44
Dale Kisten, 1986-88	44
5. Brad Harrison, 2017-21	42
Sean Bergman, 1989-91	42
7. Jason Frasor, 1996-99	41
8. Dave Piazza, 1995-99	40
Sam Coonrod, 2012-14	40
10. Scott Waltemate, 1971-74	37

COMPLETE GAMES

1. Dale Kisten, 1986-88	24
2. Mike Van Gilder, 1990-93	18
Bob Schroeck, 1978-80	18
Scott Waltemate, 1971-74	18
5. Robbie Clark, 1979-82	17
6. Harry Gurley, 1959-62	16
7. Sean Bergman, 1989-91	15
Ron Hodges, 1974-75	15
Don Kirkland, 1966-67	15
10. Kevin Waldrop, 1975-79	14
Skip Pitlock, 1967-69	14

INNINGS PITCHED

1. Cody Forsythe, 2010-13	346.2
2. Michael Baird, 2015-18	326.2
3. Jake Alley, 1999-00, 2002-03	324.2
4. Mike Van Gilder, 1990-93	306.0
5. Larry Tucker, 1959-62	285.2
6. Chad Whitmer, 2014-17	282.1
7. Dale Kisten, 1986-88	281.1
8. Sean Bergman, 1989-91	277.2
9. Dave Piazza, 1995-99	272.2
10. Jason Frasor, 1996-99	272.1

HITS ALLOWED

1. Dave Piazza, 1994-99	372
2. Mike Van Gilder, 1990-93	363
3. Cody Forsythe, 2010-13	350
4. Jake Alley, 1999-00, 2002-03	317
5. Michael Baird, 2015-18	316
6. Chad Whitmer, 2014-17	299
7. Cody Adams, 2006-08	283
8. Chris Schullian, 1995-98	275
9. Sean Bergman, 1989-91	273
10. Jason Frasor, 1996-99	272

RUNS ALLOWED

1. Dave Piazza, 1995-99	234
2. Mike Van Gilder, 1990-93	194
3. Cody Forsythe, 2010-13	167
4. Chris Schullian, 1995-98	162
5. Michael Baird, 2015-18	161
6. Jake Alley, 1999-00, 2002-03	160
7. Todd Neibel, 1984-87	156
8. Dave Farrow, 1993-96	154
9. Jason Frasor, 1996-99	153
10. Sean Bergman, 1989-91	150

STRIKEOUTS

1. Jake Alley, 1999-00, 2002-03	284
2. Jason Frasor, 1996-99	278
3. Larry Tucker, 1959-62	262
4. Harry Gurley, 1959-62	256
5. Brad Harrison, 2017-21	247
6. Cody Forsythe, 2010-13	246
7. Michael Baird, 2015-18	245
8. Eugene Vincent, 1963-65	237
9. Skip Pitlock, 1967-69	234
10. Chad Whitmer, 2014-17	224



[JAKE ALLEY, SIU'S STRIKEOUTS LEADER, WAS INDUCTED INTO THE SIU HALL OF FAME IN 2019]

WALKS

1. Skip Pitlock, 1967-69	158
2. Jake Alley, 1999-00, 2002-03	145
3. Sean Bergman, 1989-91	136
Larry Tucker, 1959-62	136
5. Dale Meyer, 1988-91	131
6. Eugene Vincent, 1963-65	124
7. Harry Gurley, 1959-62	120
8. Sam Coonrod, 2012-14	116
9. Rickey Keeton, 1976-78	112
10. Jason Frasor, 1996-99	111

INDIVIDUAL GAME HIGHS

BASE HITS - 6, 2X:

Austin Montgomery, vs. IPFW (5/18/12)
 Jim Limperis, vs. West Chester (in Miami, Fla), 3/14/87

DOUBLES - 3, 21X, LAST BY:

Philip Archer at Morehead State (2/29/20)

TRIPLES - 2, 12X, LAST TWO BY:

Nikola Vasic vs. Northern Illinois (3/8/19)
 Justin Maurath, vs. Creighton (4/7/01)

HOME RUNS - 3, 7X, LAST BY:

Jeff Stanek, vs. Creighton (3/30/02)

TOTAL BASES - 15, 2X, LAST BY:

Barry O'Sullivan, vs. Washington (Mo.) (4/22/69)

RUNS - 5, 10X, LAST BY:

Andy Cenkush and Luke Nelson vs. Murray State (3/1/00)

STOLEN BASES - 4, 6X, LAST BY:

Ian Walters at Southeast Missouri (3/6/19)
 Will LaRue vs. Saint Louis (5/14/19)

RUNS BATTED IN - 8, 5X, LAST THREE BY:

J.T. Weber vs. Illinois State (4/4/21)
 Alex Lyon vs. Saint Louis (5/14/19)
 Andy Cenkush, vs. Murray State (3/1/00)

STRIKEOUTS BY PITCHER - 19

Ed Walter, vs. Saint Louis (4/5/63)

OTHER RECORDS

LAST SALUKI PITCHER WITH 10+ KS IN A GAME:

10 - Brad Harrison vs. Bradley (5/26/21)

RECENT 12 OR MORE K GAMES BY SALUKI PITCHERS:

17 - by P.J. Finigan, vs. Chicago State (3/12/05)
 13 - by Chad Whitmer at Indiana State (4/14/17)
 13 - by Brad Harrison, at SEMO (3/6/18)
 12 - by Harry Gurley, vs. E. Michigan (4/14/61)
 12 - by Tyler Norrick, at Bradley (4/8/05)
 12 - by Aaron Hauge, at Bradley (3/27/15)
 12 - by Chad Whitmer, vs. Western Ill. (2/27/16)
 12 - by Chad Whitmer, vs. Missouri State (5/5/17)
 12 - by Michael Baird, at Evansville (4/27/18)

SIU NO-HITTERS:

Ron Hagler, 7 IP, vs. Eastern Illinois, 5/20/52 (G2 of DH)
 Wayne Grandcolas, 9 IP, vs. Arkansas State, 5/12/53 (G1 of DH)
 Rob Klass, 7 IP, vs. Saint Louis, 4/27/74
 Rick Keeton, 7 IP, vs. Austin Peay, 4/29/78 (G1 of DH)
 Paul Evans, 7 IP, at SIU-Edwardsville (4/15/79)
 Ben Riffe 7 IP, Tanner Lewis 1 IP, Jordan Gould 1 IP, Kaden Peterson 1 IP, vs.
 Austin Peay, 2/22/22

OPPONENT PERFECT GAMES:

Kevin Sheary, Miami (FL) (3/14/87)

OPPONENT NO-HITTERS:

Kevin Sheary, Miami (FL) (3/14/87) - Perfect Game
 Bill Evans, Illinois State (4/20/62)

LAST SALUKI TO THROW A 1-HITTER:

Michael Baird, 9 inn. vs. Illinois (3/20/16)

LAST SALUKI TO HIT FOR CYCLE:

Sal Frisella, vs. Indiana State (4/23/00)

LONGEST SALUKI HITTING STREAKS:

36 games - by Kevin Koski (3/29/05-2/11/06)
 24 games - by Chris Serritella (4/12-5/24/12)
 22 games - by Cory Newman (3/14-4/20/02)
 21 games - by Mark Kelly (2/17-3/25/07)
 21 games - by Logan Blackfan (3/20 - 4/24/18)
 20 games - by Chris Serritella (4/6-5/14/10)

LAST SALUKI TO THROW A COMPLETE GAME:

Noah Farmer at Indiana State (5/16/21)

LAST SALUKI TO THROW A COMPLETE GAME SHUTOUT:

Noah Farmer at Indiana State (5/16/21)

LAST TIME THREE SALUKIS HOMERED IN A GAME:

(4) Nick Neville, Evan Martin, Philip Archer, and Grey Epps (2)
 at Morehead State (3/1/20)

LAST TIME FOUR SALUKIS HOMERED IN A GAME:

Philip Archer, Evan Martin, Vinni Massaglia, and J.T. Weber (2)
 vs. Evansville (3/12/21)

LAST TIME FIVE SALUKIS HOMERED IN A GAME:

Philip Archer, Nick Neville (2), Tristan Peters, Ian Walters,
 and J.T. Weber (2) at Mercer (2/26/21)

LAST SALUKI TO HAVE A MULTI-HOME RUN GAME:

Nick Neville (2) vs. Indiana State (5/28/21)

LAST SALUKI PITCHER TO SAVE AN ENTIRE SERIES:

Trey McDaniel, 3 saves, vs. Evansville (5/3-5/19)

LAST SALUKI WITH A WALK-OFF HIT:

J.T. Weber, RBI single, bottom of the 11th vs. Morehead State (3/24/19)

LAST SALUKI WITH A WALK-OFF HOME RUN:

Greg Lambert, 3-run HR bottom of 9th vs. Evansville (4/1/17)

LAST TIME SALUKIS WON WITH BACK-TO-BACK WALK-OFFS:

Ian Walters RBI fielder's choice, vs. Northern Illinois (3/6/20)
 Austin Ulick RBI fielder's choice, vs. Northern Illinois (3/7/20)

LAST SALUKI TO HIT A GRAND SLAM:

J.T. Weber vs. Illinois State (4/4/21)

LAST SALUKI COMBINED 1-HITTER IN A 9-INNING GAME:

at SEMO (3/6/18) - Brad Harrison (8 IP) and Trey McDaniel (1 IP)

TEAM SINGLE-SEASON RECORDS

HITTING

		YEAR
Games	64	1989, 1991
At-Bats	2112	1990
Runs	480	1990
Hits	692	1990
Doubles	125	1990, 2012
Triples	35	1968
Home Runs	88	2022
Runs Batted In	426	1990
Total Bases	1,004	2021
Slugging Percentage	.517	1976
Walks	338	1980
Hit by Pitches	69	1994
Strikeouts	466	2018
On-Base Percentage	.446	1976
Stolen Bases	144	2019

PITCHING

		YEAR
Lowest ERA	1.37	1972
Highest ERA	6.77	1998
Best Winning Pct.	.860	1973
Lowest Winning Pct.	.207	2015
Saves	17	2007, 2017
Complete Games	27	1987
Shutouts	13	1972
Innings	552.2	1990
Most Hits Allowed	627	1998
Fewest Hits Allowed	111	1958
Most Runs Allowed	416	1998
Fewest Runs Allowed	53	1958
Most Walks	298	1989
Fewest Walks	45	1958
Most Strikeouts	494	2021
Fewest Strikeouts	65	1958
Most HR Allowed	69	1997
Wild Pitches	63	2019
Balks	18	2003
Hit Batsmen	64	2015

FIELDING

		YEAR
Fewest Errors	31	1954
Best Fielding Pct.	.976	2021
Double Plays	72	2003

OTHER SEASON RECORDS

Most Wins	50	1974
Most Losses	46	2015
Fewest Wins (since '66)	12	2015
Fewest Losses (since '66)	6	1973
40-Win Seasons	5	
	43-9	1971
	41-12	1977

	40-22	1988
	49-14	1990
	40-20	2021
50-Win Seasons	1	(1974: 50-12)
Longest Win Streak	24	1973 & 1974
Longest Losing Streak	12	1985, 2004
Most MVC Wins	18	1996
Most MVC Losses	22	1999
Fewest MVC Wins	(min. 20 league games)	4 (2014)
Fewest MVC Losses	(min. 20 league games)	6 (1990)
Longest MVC Win Streak	8	
	last 2 games of 2002, first 6 games of 2003	
Longest MVC Losing Streak	15	1999

TEAM GAME HIGHS

Most Home Runs	8, vs. Ball State (1969)
Most Runs	26, vs. Morehead St. (1970)
	vs. Murray St. (1988)
Most Runs by Opp.	29, vs. Evansville (1996)

YEAR-BY-YEAR OVERALL RECORD AND CONFERENCE REGULAR-SEASON FINISH

YEAR	OVERALL	MVC	FINISH	RPI	SOS
1975	36-13-1	N/A	1st		
1976	39-14-1	N/A	1st		
1977	41-12	N/A	1st		
1978	37-14	N/A	1st		
1979	37-10	N/A	3rd		
1980	34-16	N/A	2nd		
1981	30-17	7-3	1st (East)		
1982	32-20	8-8	2nd (East)		
1983	23-18	4-2	2nd (East)		
1984	20-22	9-4	1st		
1985	28-29	5-15	6th		
1986	39-22	13-7	1st		
1987	36-21	10-10	4th		
1988	40-22	11-9	3rd		
1989	26-38	6-14	6th		
1990	49-14	14-6	1st		
1991	27-36-1	6-18	6th		
1992	18-31	6-13	7th		
1993	22-29	5-15	7th		
1994	27-26	9-10	5th		
1995	21-30	8-21	9th		
1996	29-26	18-12	3rd		
1997	23-32	13-15	5th		
1998	19-35	11-21	8th		
1999	25-29	9-22	8th		
2000	26-30	15-17	5th	140	
2001	19-36	10-21	8th	205	
2002	32-24	17-15	4th	77	
2003	30-25	17-13	3rd	114	
2004	27-32-1	15-16-1	4th	126	
2005	38-21	15-9	3rd	85	
2006	33-25	12-12	5th	119	
2007	34-22	13-11	t3rd	72	
2008	34-23	12-12	5th	112	
2009	24-28	11-9	5th	182	187
2010	28-29	10-10	t3rd	169	176
2011	23-34	11-10	5th	157	63
2012	31-28	9-12	6th	114	117
2013	25-33	6-15	7th	185	173
2014	26-31	4-17	8th	203	203
2015	12-46	6-15	8th	239	60
2016	31-25-1	11-10	4th	122	125
2017	27-30	10-10	4th	198	205
2018	28-30	10-11	5th	144	131
2019	26-29	5-16	8th	166	134
2020	12-6	0-0	--	--*	--*
2021	40-20	15-13	4th	82	190
2022	44-16	16-5	1st	65	196

Note: The MVC started tracking conference records in 1981.
 *The NCAA did not release an RPI report in 2020. The season was cut short

after only 18 games due to the COVID-19 coronavirus pandemic. At the time the season ended, Warren Nolan listed SIU's RPI at #49 and SOS at #110.

ATTENDANCE RECORDS SINCE 2004

HOME GAMES WITH 600+ SINCE 2004

March 20, 2004	#8 Notre Dame	W, 8-4	685
May 7, 2005	Wichita State	W, 5-1	1,400
May 8, 2005	Wichita State	W, 4-1	1,200
April 1, 2006	Bradley	W, 10-5	1,850
April 15, 2006	#22 Creighton	L, 1-2	625
May 6, 2006	Indiana State	W, 4-2	725
March 2, 2007	Northern Illinois	W, 9-4	600
March 24, 2007	Illinois State	W, 5-3	875
April 27, 2007	Missouri State	W, 5-3	670
April 28, 2007	Missouri State	W, 6-4	800
April 29, 2007	Missouri State	W, 10-8	750
April 6, 2008	Milwaukee	W, 17-4	700
April 30, 2011	Wichita State	L, 5-11	617
April 21, 2011	Creighton (DH)	W, 4-0	723
		W, 7-6	--

ITCHY JONES STADIUM RENOVATION

March 14, 2014*	Illinois	L, 1-5	608
March 15, 2014	Illinois (DH)	W, 6-5	672
		W, 3-2	--
April 4, 2014	Bradley	L, 4-7	780
April 11, 2014	Indiana State	W, 2-1 ⁽¹³⁾	628
May 2, 2014	Evansville	L, 2-4	982
May 3, 2014	Evansville	W, 8-2	1,019
April 18, 2015	Illinois State	L, 4-13	1,169
March 4, 2017	Western Illinois	W, 12-2	707
April 1, 2017	Evansville	W, 5-2	602
May 6, 2017	#16 Missouri State	L, 9-19	647
March 3, 2018	Louisiana Monroe	L, 7-13	647
May 4, 2018	Indiana State	W, 3-2	617

Record with 600+ in attendance since 2004: 20-8

TOP-5 ATTENDANCE GAMES AT ITCHY JONES STADIUM (SINCE 2014)

April 18, 2015	Illinois State	L, 4-13	1,169
May 3, 2014	Evansville	W, 8-2	1,019
May 2, 2014	Evansville	L, 2-4	982
April 4, 2014	Bradley	L, 4-7	780
March 15, 2014*	Illinois (DH)	W, 6-5	672
		W, 3-2	--

* Opening Weekend of Itchy Jones Stadium

TOP-5 ATTENDANCE SERIES AT ITCHY JONES STADIUM (SINCE 2014 RENOVATION)

May 2-4, 2014	Evansville	1-2	2,398
April 17-19, 2015	Illinois State	2-1	1,927
April 4-6, 2014	Bradley	1-2	1,811
May 5-7, 2017	#16 Missouri State	0-3	1,717
May 4-6, 2018	Indiana State	1-2	1,646

SERIES WITH 1,500+ ATTENDANCE SINCE 2004

May 6-8, 2005	Wichita State	2-1	3,250
Mar. 31-Apr. 2, 2006	Bradley	1-2	2,877
May 5-7, 2006	Indiana State	3-0	1,550
March 23-25, 2007	Illinois State	3-0	1,875
April 27-29, 2007	Missouri State	3-0	2,220
April 4-6, 2014	Bradley	1-2	1,811
May 2-4, 2014	Evansville	1-2	2,398
April 17-19, 2015	Illinois State	2-1	1,927
March 3-5, 2017	Western Illinois	3-0	1,528
May 5-7, 2017	Missouri State	0-3	1,717
March 2-4, 2018	Louisiana Monroe	0-3	1,586
May 4-6, 2018	Indiana State	1-2	1,646

YEAR-BY-YEAR HITTING STATISTICS

@SIU_BASEBALL // SIUSALUKIS.COM

YEAR	GP	AVG.	AB	R	H	2B	3B	HR	RBI	TB	SLG%	BB	HBP	SO	GDP	OB%	SF	SH	SB-ATT	PO	A	E	FLD%
1958	26	.303	874	191	265	36	15	11	133	-	-	104	-	49	-	-	-	7	10	-	-	-	-
1959	36	.305	1231	285	375	59	19	26	236	-	-	155	-	129	-	-	38	-	61	-	-	-	-
1960	32	.242	1002	163	242	38	9	15	130	-	-	162	-	160	-	-	22	-	28	785	441	64	.950
1961	38	.298	1281	269	381	58	19	12	220	-	-	195	-	177	-	-	23	-	34	957	356	70	.949
1962	32	.237	1039	163	246	36	12	16	139	-	-	151	-	134	-	-	-	21	21	777	314	65	.943
1963	26	.274	862	146	236	37	14	12	120	-	-	77	-	111	-	-	-	20	25	-	-	-	-
1964	30	.290	994	197	288	43	28	13	159	-	-	103	-	135	-	-	-	26	43	740	243	45	.956
1965	26	.302	980	197	296	65	12	12	156	-	-	127	-	116	-	-	-	23	36	739	248	46	.955
1966	46	.257	1463	249	376	54	26	18	193	536	.366	196	-	249	-	-	-	-	40	1094	420	82	.949
1967	38	.257	1112	211	286	41	9	29	174	432	.388	179	-	188	-	-	-	-	26	880	354	58	.955
1968	51	.263	1613	301	424	71	35	34	240	667	.414	215	-	398	-	-	-	-	48	1269	505	86	.954
1969	46	.298	1485	343	443	65	29	50	291	716	.482	185	-	276	-	-	33	-	65	1118	439	66	.959
1970	39	.311	1316	287	409	76	16	24	237	589	.448	173	-	182	-	-	20	7	64	954	331	61	.954
1971	52	.316	1738	401	550	80	31	32	308	-	-	202	-	267	-	-	-	45	139	1270	495	92	.952
1972	41	.322%	1292	283	416	51	21	28	246	-	-	196	8	143	-	-	-	24	69	974	373	69	.951
1973	43	.297	1300	281	386	60	14	28	235	558	.429	198	14	234	-	-	-	-	102	1021	411	73	.951
1974	62	.310	1857	408	575	93	31	22	136	796	.429	280	32	245	-	-	-	-	136	1460	548	73	.964
1975	50	.308	1532	332	472	69	17	33	288	-	-	228	17	188	-	-	-	-	120	1174	495	55	.968
1976	54	.355	1703	439	605	78	33	44	374	881	.517	253	25	163	-	-	-	-	123	1209	350	79	.957
1977	53	.293	1626	325	476	74	21	37	284	703	.432	195	15	233	26	.446	-	-	88-112	1264	579	56	.971
1978	51	.296	1560	324	462	70	12	50	284	706	.453	215	12	263	33	-	-	-	79-97	1189	537	67	.963
1979	47	.289	1396	308	403	72	23	34	259	623	.446	232	24	223	19	-	-	-	74-95	1082	478	57	.965
1980	50	.302	1516	389	458	68	21	57	339	739	.487	338	20	259	43	.432	17	18	74-96	1152	525	70	.960
1981	47	.286	1426	270	408	64	22	20	236	576	.404	221	15	246	44	-	-	-	119-129	1095	509	89	.947
1982	52	.276	1491	281	413	68	25	22	225	597	.400	232	10	184	-	.374	17	22	127	1216	478	71	.960
1983	41	.304	1278	280	388	76	11	27	249	567	.444	179	25	147	28	.397	9	18	42-51	918	454	69	.952
1984	42	.265	1213	213	321	56	9	18	183	449	.370	169	24	191	30	.363	11	28	33-51	935	398	62	.956
1985	57	.297	1658	344	492	91	21	43	306	754	.455	261	13	222	37	.391	26	15	93-115	1240	532	88	.953
1986	63	.316	1928	426	610	110	30	55	390	945	.490	271	20	263	39	.402	21	34	81-103	1449	653	105	.952
1987	57	.312	1830	372	571	89	12	34	330	786	.430	217	37	245	41	.393	16	33	92-109	1345	596	64	.968
1988	62	.319	1913	418	612	101	19	41	368	874	.457	249	26	205	64	.400	30	29	104-121	1442	604	66	.969
1989	64	.297	2044	340	608	101	13	25	290	810	.396	251	31	268	60	.380	15	29	53-68	1492	669	116	.949
1990	63	.328	2112	480	692	125	21	40	426	979	.416	257	35	271	52	.404	31	48	70-90	1568	689	68	.971
1991	64	.277	1952	313	541	104	14	29	262	760	.389	229	44	350	47	.366	19	30	109-157	1529	634	105	.954
1992	49	.263	1562	228	411	83	9	23	196	581	.372	172	39	268	43	.352	13	15	68-104	1245	519	69	.962
1993	51	.273	1683	268	459	97	12	28	242	664	.395	168	45	289	-	.350	-	-	54-77	1302	627	91	.955
1994	53	.295	1818	350	537	103	15	31	308	763	.420	204	69	299	64	.382	29	26	68-105	1409	591	93	.956
1995	51	.301	1758	323	539	106	18	32	285	777	.442	188	39	317	29	.383	14	28	70-106	1299	576	94	.952
1996	55	.307	1865	356	572	113	12	50	330	859	.461	213	38	328	43	.387	10	35	51-76	1382	656	84	.960
1997	55	.298	1873	379	559	111	16	75	353	927	.495	238	48	417	51	.387	23	25	39-75	1385	629	108	.949
1998	54	.310	1822	353	564	111	14	73	329	922	.506	183	31	377	45	.378	22	27	47-67	1312	570	94	.952
1999	54	.308	1898	325	585	111	16	35	293	833	.439	197	35	333	51	.379	26	26	61-81	1405	552	97	.953
2000	56	.294	1857	318	546	109	11	37	287	788	.424	204	25	382	40	.367	25	37	45-74	1389	610	96	.954
2001	55	.270	1850	274	500	88	9	24	244	678	.366	197	37	412	28	.349	17	45	45-75	1402	667	84	.961
2002	56	.292	1901	332	556	99	11	42	296	803	.422	148	34	356	22	.349	29	38	37-51	1422	596	64	.969
2003	55	.289	1800	286	520	91	10	41	256	754	.419	166	41	353	45	.359	19	58	29-46	1382	636	82	.961
2004	60	.267	1981	289	529	97	10	30	252	736	.372	152	38	391	33	.327	28	44	48-66	1524	699	95	.959
2005	59	.291	2044	368	594	122	18	30	327	842	.412	184	53	327	33	.360	26	50	57-82	1559	678	100	.957
2006	58	.284	1984	371	564	83	8	30	311	753	.380	219	51	340	36	.366	24	63	67-77	1529	642	121	.947
2007	56	.289	1945	322	563	101	7	16	289	726	.373	211	42	314	32	.367	25	48	51-69	1486	659	97	.957
2008	57	.294	1984	328	583	100	6	25	291	770	.338	230	52	328	55	.379	16	58	31-46	1527	656	77	.966
2009	52	.286	1813	285	519	88	10	35	262	732	.404	158	27	302	43	.348	23	41	17-32	1363	609	59	.971
2010	57	.308	2075	398	640	108	8	52	369	920	.443	224	39	375	50	.382	27	31	38-46	1526	605	93	.958
2011	57	.270	1958	276	529	107	9	21	254	717	.336	183	42	347	39	.341	28	36	23-40	1479	471	79	.961
2012	59	.294	2077	378	610	125	10	50	342	905	.436	232	32	428	18	.368	31	31	51-63	1569	550	109	.951
2013	58	.274	2013	288	552	99	6	24	259	735	.365	218	47	341	36	.355	24	32	40-55	1530	597	80	.964
2014	57	.253	1989	247	504	91	11	19	218	674	.339	241	42	366	38	.343	22	37	35-49	1573	611	72	.968
2015	58	.249	1969	221	491	80	7	14	185	627	.318	167	44	423	34	.321	8	36	19-36	1490	605	66	.969
2016	57	.268	1927	272	516	101	12	28	252	725	.376	194	43	350	36	.345	17	34	38-55	1529	648	63	.972
2017	57	.262	1933	301	506	111	15	34	254	749	.387	204	42	420	35	.342	17	16	100-130	1506	555	67	.969
2018	58	.268	1949	329	523	85	13	41	292	757	.388	256	45	466	35	.361	31	19	131-163	1526	579	77	.965
2019	55	.231	1763	289	407	73	19	32	252	614	.348	221	51	458	13	.328	35	12	144-176	1459	489	74	.963
2020	18	.290	611	122	177	39	4	10	101	254	.416	98	26	151	8	.403	11	10	45-56	475	193	12	.982
2021	60	.297	2027	442	602	118	16	84	407	1004	.495	256	64	435	30	.388	29	9	66-81	1543	586	52	.976
2022	60	.296	2106	459	623	119	9	88															

YEAR-BY-YEAR OPPONENT HITTING

YEAR	GP	AVG.	AB	R	H	2B	3B	HR	RBI	TB	SLG%	BB	HBP	SO	GDP	OB%	SF	SH	SB-ATT	PO	A	E	FLD%
--																							
1959	36	.209	1105	146	232	20	17	21	121	-	-	169		254	-	-	16	-	10	-	-	-	-
1960	32	.223	948	153	211	25	12	25	130	-	-	199		219	-	-	25	-	22	789	339	77	.936
1961	38	.225	1281	161	274	34	12	11	125	-	-	170		249	-	-	19	-	11	944	325	79	.941
1962	32	.218	1020	135	222	15	8	9	106	-	-	120		179	-	-	-	15	30	998	365	59	.959
1963	26	No Statistics Available																					
1964	30	.203	907	103	184	23	11	6	77	-	-	153		232	-	-	-	7	14	732	241	68	-
1965	26	.215	923	100	198	28	8	5	76	-	-	130		198	-	-	-	10	12	714	294	75	-
1966	46	.203	1345	154	273	35	14	12	113	360	.268	126	-	334	-	-	-	-	25	1101	439	133	-
1967	38	.203	1052	97	214	26	7	12	76	278	.264	134	-	243	-	-	-	-	21	857	304	71	-
1968	51	.219	1576	181	345	45	11	11	132	445	.282	171	-	335	-	-	-	-	28	1244	458	108	.940
1969	46	-	-	105	269	-	-	-	-	-	-	148	19	319	-	-	-	-	-	-	-	-	-
1970	39	.209	1182	119	247	28	5	11	98	318	.269	143	-	308	-	-	3	11	15	924	318	105	.922
1971	52	.239	1635	196	395	32	13	23	166	-	-	188	-	307	-	-	-	36	24	1234	520	167	.911
1972	41	.186	1150	78	214	63	5	7	63	-	-	107	11	279	-	-	-	14	25	-	907	71	-
1973	43	.209	1257	108	263	41	2	3	107	317	.252	161	3	269	-	-	-	-	17	957	402	76	-
1974	62	.203	1738	182	352	69	11	14	156	485	.279	211	8	418	-	-	-	-	46	1404	558	112	.943
1975	50	.242	1471	203	356	58	10	26	158	-	-	192	10	249	-	-	-	37	37	1065	462	87	.946
1976	54	.243	1753	245	429	55	13	19	203	567	.323	225	5	291	-	-	-	-	51	1196	543	104	.944
1977	53	.238	1567	175	373	52	17	23	148	528	.337	184	13	292	45	-	-	-	27-41	1230	481	106	.942
1978	51	.223	1460	164	325	37	10	25	130	457	.313	185	10	290	36	-	-	-	40-71	1159	462	95	.945
1979	47	.218	1314	140	287	42	5	20	123	399	.304	162	9	233	45	-	-	-	16-42	1033	376	74	.950
1980	50	.254	1450	201	369	51	5	52	178	586	.404	188	10	191	35	.341	15	18	17-46	1117	476	80	.952
1981	47	.257	1427	231	367	56	6	30	205	525	.368	8	8	206	40	-	-	-	19-37	1083	490	111	.934
1982	52	.232	1464	218	339	65	12	24	166	500	.342	199	-	208	-	-	11	6	30	1190	402	67	.959
1983	41	.292	1254	241	366	57	13	29	212	527	.420	196	8	184	31	.386	17	12	32-57	919	434	72	.949
1984	42	.279	1242	215	347	54	11	28	202	507	.408	176	13	223	24	.372	10	15	46-71	931	398	70	.950
1985	57	.268	1628	261	437	75	18	30	220	638	.392	206	16	265	40	.354	14	12	71-96	1236	569	81	.957
1986	63	.281	1938	328	544	88	8	48	298	794	.410	212	14	332	39	.353	15	21	59-79	1409	601	83	.960
1987	57	.281	1771	238	497	80	2	35	214	686	.387	157	6	262	47	.337	22	13	46-74	1312	553	108	.945
1988	62	.272	1849	277	503	102	11	34	247	729	.394	227	19	326	51	.354	22	20	52-71	1402	625	97	.954
1989	64	.285	1989	397	567	116	19	31	348	814	.409	298	33	253	50	.383	25	29	68-90	1513	613	110	.951
1990	63	.265	2112	253	517	94	14	26	229	718	.340	232	17	239	66	.322	18	29	39-68	1505	682	115	.950
1991	64	.276	2038	355	562	98	17	39	295	811	.389	229	44	350	50	.355	21	26	57-95	1529	622	79	.964
1992	49	.319	1686	341	538	93	21	36	305	781	.463	196	19	263	37	.352	24	18	54-80	1260	576	77	.960
1993	51	.301	1727	320	520	87	9	32	278	721	.417	207	39	257	-	.350	-	-	45-85	1302	627	85	.957
1994	53	.299	1886	346	563	114	13	41	306	826	.438	196	24	277	57	.368	23	28	68-105	1414	636	81	.962
1995	51	.330	1792	398	597	105	10	42	353	848	.473	222	37	248	44	.409	26	25	48-81	1313	516	87	.955
1996	55	.321	1865	356	572	147	21	52	356	917	.492	215	51	318	56	.402	16	33	34-68	1382	582	85	.959
1997	55	.308	1873	379	559	111	16	75	353	927	.495	180	41	292	47	.375	15	24	39-75	1413	583	78	.962
1998	54	.335	1869	416	627	151	21	68	380	1024	.548	177	31	311	52	.398	23	26	50-73	1346	538	72	.963
1999	54	.277	1850	325	512	95	16	65	283	834	.451	177	34	374	41	.348	16	27	47-72	1418	603	90	.957
2000	56	.325	1979	398	643	147	23	62	364	1022	.516	139	37	296	34	.376	21	26	70-97	1402	559	87	.958
2001	55	.311	1908	380	593	113	17	55	342	905	.474	189	46	305	58	.384	14	27	56-86	1440	613	84	.961
2002	56	.277	1857	304	514	92	13	33	273	731	.394	202	57	312	40	.363	13	23	54-84	1406	546	91	.955
2003	55	.282	1800	299	510	118	10	34	258	750	.415	178	49	261	58	.360	13	34	45-69	1382	585	66	.968
2004	60	.288	2001	339	576	122	11	25	191	795	.397	204	59	342	59	.367	24	46	75-97	1536	618	82	.963
2005	59	.247	1982	252	490	78	9	26	220	664	.335	194	59	430	39	.329	22	33	56-81	1531	652	109	.952
2006	58	.287	2028	347	582	92	11	27	298	777	.383	207	54	362	44	.364	27	52	60-86	1507	604	107	.952
2007	56	.282	1963	306	553	95	10	31	276	761	.388	156	63	338	46	.351	15	43	50-79	1453	693	102	.955
2008	57	.286	1981	309	567	81	4	31	276	749	.378	189	63	341	35	.363	26	53	62-84	1500	652	88	.961
2009	52	.291	1767	290	514	94	13	37	261	745	.422	183	49	288	45	.368	28	35	30-62	1369	609	80	.961
2010	57	.326	2149	452	701	119	10	53	406	999	.465	224	56	362	42	.400	24	39	56-76	1522	633	74	.967
2011	57	.286	1968	302	562	90	9	35	276	775	.394	173	41	335	32	.350	32	33	65-82	1514	583	75	.965
2012	59	.275	2075	354	571	90	9	40	306	799	.385	188	43	409	17	.343	29	42	86-112	1561	597	70	.969
2013	58	.262	1942	306	508	88	10	16	276	664	.342	247	52	338	35	.356	23	52	65-82	1554	620	71	.968
2014	57	.239	1938	249	463	70	8	32	228	645	.333	256	53	376	47	.341	16	36	65-92	1578	646	68	.970
2015	58	.303	1943	392	588	135	15	35	360	858	.442	272	64	339	50	.401	27	38	43-68	1548	642	71	.969
2016	57	.255	1911	241	487	95	8	36	217	706	.369	206	60	343	44	.343	18	31	42-66	1508	577	58	.973
2017	57	.265	1921	345	510	115	11	43	305	776	.404	275	37	421	36	.364	24	34	56-73	1505	546	74	.965
2018	58	.265	2002	340	531	102	9	60	315	831	.415	224	33	394	40	.347	13	35	55-68	1531	547	74	.966
2019	55	.259	1894	335	491	83	14	50	290	752	.397	223	52	388	22	.350	18	33	65-82	1454	483	69	.966
2020	18	.282	613	77	173	23	5	12	72	242	.395	61	12	120	13	.354	8	9	25-33	477	173	18	.973
2021	60	.273	2006	310	548	99	7	53	286	820	.409	217	57	494	39	.357	24	25	43-61	1494	426	50	.975
2022	60	.276	2100	326	580	90	11	65	305	887	.422	203	66	478	32	.355	21	20	70-88	1547	509	58	.973

YEAR-BY-YEAR PITCHING STATISTICS

YEAR	ERA	W-L	APP	GS	CG	SHO	SV	IP	H	R	ER	BB	SO	2B	3B	HR	B/AVG	WP	HBP	BK	SFA	SHA
1958	-	18-8	26	26	-	-	-	-	-	-	-	-	-	-	-	-	-	-	-	-	-	-
1959	3.21	27-9	36	36	-	-	-	300.0	231	146	109	169	254	20	17	21	.209	-	20	-	-	-
1960	4.08	18-14	-	-	7	-	-	263.0	211	153	120	197	219	25	12	12	.223	-	16	-	-	-
1961	3.20	26-8-2	38	38	12	4	-	321.0	274	161	114	164	249	34	12	11	.225	-	6	-	-	-
1962	4.20	18-14	32	32	15	5	-	274.1	222	135	119	120	179	16	8	9	.218	-	-	-	-	-
1963	3.28	15-11	26	26	17	2	-	217.0	165	106	79	105	175	-	-	-	-	6	7	-	-	-
1964	3.02	24-7	31	31	-	3	-	247.2	184	103	83	153	232	23	11	6	.203	-	-	-	-	-
1965	2.59	27-19	83	46	22	-	-	375.2	273	154	108	126	334	-	-	-	-	11	9	-	-	-
1966	3.66	22-17	44	44	-	-	-	265.2	273	154	108	126	334	35	14	12	.203	-	-	-	-	-
1967	2.36	29-8	65	38	17	-	-	293.1	214	97	781	135	243	-	-	-	-	14	3	-	-	-
1968	2.55	37-14	108	51	22	-	-	423	345	181	120	171	335	-	-	-	-	33	22	-	-	-
1969	1.81	36-9	98	46	18	-	-	372.2	269	105	75	148	319	-	-	-	-	22	19	-	-	-
1970	2.43	31-8	80	39	14	-	-	318	247	119	86	143	308	-	-	-	-	18	11	-	-	-
1971	3.06	43-9	-	52	-	-	-	429	395	196	146	188	307	-	-	-	-	24	2	-	14	2
1972	1.49	32-8	-	41	-	-	-	321.2	214	78	49	120	279	-	-	-	-	13	11	-	17	13
1973	1.96	37-6	43	43	18	5	10	340.1	263	108	74	161	269	41	2	3	.209	15	5	3	-	-
1974	2.60	50-12	62	62	22	9	-	474.2	352	182	137	211	418	69	11	14	.203	14	8	1	-	-
1975	3.20	36-13	50	50	18	-	8	394.1	356	203	140	192	240	58	10	26	.242	14	10	-	-	17
1976	3.92	39-14	54	54	16	4	-	413.2	429	245	180	225	291	55	13	19	.243	13	6	-	-	-
1977	3.14	41-12	53	53	19	5	11	421.1	373	175	147	184	292	52	17	23	.238	24	13	4	-	-
1978	3.00	37-14	51	51	26	6	5	396.1	325	164	132	185	290	37	10	25	.223	18	10	2	-	-
1979	2.71	37-10	47	47	24	10	7	360.2	287	140	109	162	233	42	5	20	.218	18	9	4	-	-
1980	3.94	34-16	50	50	22	4	5	385.0	369	201	168	188	189	51	5	52	.254	15	10	5	15	18
1981	4.36	30-17	47	47	13	2	8	365.0	367	231	177	191	206	56	6	30	.257	24	8	6	-	-
1982	4.05	32-20	52	52	23	1	-	384.0	338	218	173	199	208	65	12	24	.232	19	5	0	11	6
1983	5.59	23-18	41	41	16	1	3	306.0	366	241	190	196	184	57	13	29	.292	18	8	7	17	12
1984	5.23	20-22	42	42	11	1	9	311.2	347	215	181	176	223	54	11	28	.279	20	13	7	10	15
1985	4.44	28-29	57	57	9	0	8	413.1	437	261	204	206	265	75	18	30	.268	28	16	-	14	12
1986	4.75	39-22	63	63	14	0	12	483.0	544	328	255	212	332	88	8	48	.316	33	14	-	21	15
1987	6.28	21-36	57	57	27	5	3	448.1	497	238	198	157	262	80	2	35	.281	30	6	-	13	22
1988	4.40	40-22	62	62	21	6	5	480.2	503	277	235	227	326	102	11	34	.272	32	19	10	20	22
1989	5.40	26-38	64	64	17	0	4	497.1	567	397	298	298	253	116	19	31	.285	50	33	9	29	25
1990	3.72	49-14	63	63	10	4	16	552.6	517	253	216	232	339	94	14	26	.265	48	17	5	31	48
1991	4.97	27-36	64	64	13	1	8	509.1	562	354	281	219	409	98	17	39	.278	40	30	1	21	26
1992	5.83	18-31	46	46	10	2	9	415.0	538	341	269	196	263	93	21	36	.319	39	19	5	13	15
1993	5.17	22-29	51	51	13	2	5	437.1	520	320	251	207	257	87	9	32	.301	35	39	4	-	-
1994	5.21	27-26	53	53	15	0	7	469.2	563	346	272	196	277	114	14	41	.299	-	24	7	23	28
1995	6.44	21-30	51	51	10	1	7	433.0	591	398	310	222	248	105	10	42	.330	-	37	8	26	25
1996	6.17	29-26	55	55	12	3	7	460.2	600	385	316	215	318	147	21	52	.321	35	51	5	16	33
1997	5.85	23-32	55	55	4	1	9	461.2	580	400	300	180	292	127	21	69	.305	42	41	6	15	24
1998	6.77	19-35	54	54	7	1	8	437.1	627	416	329	177	311	151	21	68	.335	45	31	1	23	26
1999	4.55	25-29	54	54	3	2	8	468.1	512	324	237	177	374	95	16	65	.277	36	34	3	16	27
2000	5.85	26-30	56	56	5	2	6	463.0	643	398	301	139	296	147	23	62	.325	46	37	4	21	26
2001	6.07	19-36	55	55	3	1	5	467.1	593	380	315	189	305	113	17	55	.311	39	46	14	14	27
2002	4.80	32-24	56	56	10	3	8	474.0	514	304	253	202	312	92	13	33	.277	43	57	11	13	23
2003	4.61	30-25	55	55	6	4	12	461.0	510	299	236	178	261	118	10	34	.282	38	49	18	13	34
2004	4.43	27-32	60	60	7	2	13	508.0	576	339	248	204	342	122	11	25	.288	60	59	17	24	46
2005	3.38	38-21	59	59	7	6	13	519.2	490	252	195	194	430	78	9	26	.247	36	59	11	22	33
2006	4.49	33-25	58	58	0	0	11	509.2	582	347	254	207	362	92	11	27	.287	50	54	10	27	52
2007	4.29	34-22	56	56	4	2	17	495.1	553	306	236	156	338	95	10	31	.282	40	63	8	15	43
2008	4.51	34-23	57	57	5	1	1	509.0	567	309	255	189	341	81	4	31	.286	46	63	6	26	53
2009	4.77	24-28	52	52	1	2	8	454.1	514	290	241	183	288	94	13	37	.291	47	49	10	28	35
2010	6.62	28-29	57	57	0	0	10	508.2	701	452	374	224	362	119	10	53	.326	58	56	5	24	39
2011	4.53	23-34	57	57	4	4	14	493.0	562	302	248	173	335	90	9	35	.286	51	41	7	32	33
2012	4.53	31-28	59	59	4	3	11	523.0	571	354	263	188	409	90	9	40	.275	46	43	10	29	42
2013	4.29	25-33	58	58	1	0/0	10	510.0	508	306	243	247	338	88	10	16	.262	52	52	3	23	52
2014	3.50	26-31	57	57	1	2/2	11	524.1	463	249	204	256	376	70	8	32	.239	39	53	3	16	36
2015	6.14	12-46	58	58	1	1/1	5	496.2	588	392	339	272	339	135	15	35	.303	47	64	8	27	38
2016	3.64	31-25	57	57	3	5/4	13	509.2	487	241	206	206	343	95	8	36	.255	41	60	5	18	31
2017	5.07	27-30	57	57	1	3/3	17	502.0	510	345	283	275	421	115	11	43	.265	45	37	3	24	34
2018	4.94	28-30	58	58	4	7/4	11	508.2	531	340	279	224	394	102	9	60	.265	59	33	2	13	35
2019	5.13	26-29	55	55	0	0/0	14	486.1	491	335	277	223	388	83	14	50	.259	53	52	7	18	33
2020	3.81	12-6	18	18	0	2/2	3	158.1	173	77	67	61	120	23	5	12	.282	10	12	6	8	9
2021	4.62	40-20	60	60	4	6/4	14	514.1	548	310	264	217	494	99	7	53	.273	46	57	3	24	25
2022	4.89	44-16	60	60	2	5/2	13	530.0	580	326	288	203	478	90	11	65	.276	49	66	5	21	20

YEAR	ERA	W-L	APP	GS	CG	SHO	SV	IP	H	R	ER	BB	SO	2B	3B	HR	B/AVG	WP	HBP	BK	SFA	SHA
1971	6.39	9-43	-	52	-	-	-	413	550	401	293	202	267	-	-	-	-	32	27	-	4	0
1972	6.78	8-32	-	41	-	-	-	304	416	283	229	196	143	-	-	-	-	18	8	-	2	4
1973	6.66	6-37	43	43	2	1	3	325.2	386	281	241	199	234	60	14	28	.297	32	14	2	-	-
1974	7.61	12-50	62	62	17	0	-	360.2	575	408	305	280	245	93	31	22	.310	38	32	2	-	-
1975	5.63	13-36	50	50	10	-	-	382.1	472	331	239	228	188	-	-	-	-	29	17	-	-	-
1976	8.14	14-39	54	54	16	6	4	398.0	605	439	360	253	163	78	33	44	.355	21	25	-	-	-
1977	5.25	12-41	53	53	21	1	-	410.0	476	325	239	195	233	74	21	37	.293	30	15	3	-	-
1978	5.73	14-37	51	51	19	1	-	386.1	462	324	246	215	263	70	12	50	.296	30	12	1	-	-
1979	6.64	10-37	47	47	17	1	-	344.1	403	308	254	232	223	72	23	34	.289	34	24	1	-	-
1980	7.64	16-34	50	50	19	2	-	372.1	458	389	316	338	259	68	21	57	.302	30	20	4	17	18
1981	4.99	17-30	47	47	16	1	3	361.0	408	270	200	221	246	64	22	20	.286	21	9	2	-	-
1982	3.98	20-32	52	52	12	1	-	380.1	413	281	168	232	184	68	25	22	.276	6	10	10	17	22
1983	6.67	18-23	41	41	12	2	3	306.1	388	280	277	179	147	76	11	27	.304	-	25	-	9	18
1984	4.67	22-20	42	42	14	1	4	321	321	213	161	169	191	56	9	18	.265	-	13	-	11	28
1985	6.40	29-28	57	57	19	6	6	412.0	492	344	293	261	222	91	21	43	.297	-	13	-	26	15
1986	4.75	22-39	63	63	19	1	4	469.2	610	426	368	271	263	110	30	55	.281	-	20	-	21	34
1987	6.28	21-36	57	57	12	1	7	437.1	571	372	305	217	245	89	12	34	.312	-	37	-	16	33
1988	6.17	22-40	62	62	18	1	6	467.1	612	418	327	249	205	101	19	41	.319	32	26	16	30	29
1989	5.86	38-26	64	64	20	3	4	504.1	608	340	273	251	268	101	13	25	.297	34	31	9	29	15
1990	6.84	14-49	63	63	10	0	3	510.6	692	480	388	257	271	125	21	40	.328	44	35	4	31	48
1991	4.46	36-27	64	64	22	7	7	509.3	540	313	253	227	349	104	14	29	.277	44	44	2	19	30
1992	3.99	31-18	49	49	12	3	9	420.0	411	228	186	172	268	83	9	23	.263	38	38	39	13	15
1993	4.53	22-29	51	51	13	2	5	437.1	520	320	251	207	257	87	9	32	.273	31	45	-	-	-
1994	5.77	26-27	53	53	9	1	4	471.0	537	350	302	204	299	103	15	31	.295	-	69	4	29	26
1995	5.45	30-20	51	51	12	3	5	437.2	539	323	265	188	317	106	18	32	.307	-	39	7	14	28
1996	5.90	26-29	55	55	13	2	7	460.2	572	356	302	213	328	113	12	50	.307	42	38	5	10	35
1997	6.36	32-23	55	55	8	1	8	471.0	559	379	333	238	417	111	16	75	.298	35	48	1	23	25
1998	6.34	35-19	54	54	8	0	10	448.2	564	353	316	183	377	151	14	73	.310	27	31	2	22	27
1999	5.22	29-25	54	54	10	1	10	472.2	585	325	274	197	333	111	16	35	.308	45	35	5	26	26
2000	4.99	30-26	56	56	12	3	10	467.1	546	318	259	204	382	109	11	37	.294	44	25	0	25	37
2001	4.39	24-14	38	38	8	3	6	330.0	350	200	161	142	283	64	7	19	.274	22	21	6	11	34
2002	5.18	24-32	56	56	8	0	8	469.0	556	332	270	148	356	99	11	42	.292	42	34	5	29	38
2003	4.59	25-30	55	55	13	4	7	460.2	520	286	235	166	353	91	10	41	.289	.289	41	12	19	48
2004	3.96	32-27	60	60	12	6	7	512.0	529	289	225	152	391	97	10	30	.267	37	38	11	28	44
2005	5.13	21-38	59	59	6	3	5	510.1	594	368	291	184	327	122	18	30	.291	44	53	10	26	50
2006	4.68	25-33	58	58	5	5	11	502.1	564	371	261	219	340	83	8	30	.284	53	51	11	24	63
2007	4.74	22-34	56	56	3	4	8	484.1	563	322	255	211	314	101	7	16	.289	29	42	7	25	48
2008	4.59	23-34	57	57	4	5	8	500.0	583	328	255	230	328	100	6	25	.294	39	52	9	16	58
2009	4.16	28-24	52	52	6	4	7	456.1	519	285	211	158	302	88	10	35	.286	31	27	10	23	41
2010	5.96	29-28	57	57	5	0	6	507.1	640	398	336	224	375	108	8	52	.308	54	39	4	27	31
2011	3.85	34-23	57	57	4	4	14	504.2	529	276	216	183	347	107	9	21	.270	32	42	3	28	36
2012	5.50	28-31	59	59	1	1	12	520.1	610	378	318	232	428	125	10	50	.294	51	32	2	31	31
2013	4.01	33-25	58	58	4	6/4	16	518.0	552	288	231	218	341	99	6	24	.274	55	47	4	24	32
2014	3.39	31-26	57	57	3	3/2	7	526.0	504	247	198	241	366	91	11	19	.253	44	42	1	22	37
2015	3.17	46-12	58	58	5	8/6	18	516.0	491	221	182	167	423	80	7	14	.249	44	44	4	8	36
2016	4.15	25-31	57	57	3	5/3	15	502.2	516	272	232	194	350	101	12	28	.268	36	43	3	17	34
2017	4.40	30-27	57	57	2	3/3	12	501.2	506	301	245	204	420	111	15	34	.262	55	42	7	17	16
2018	4.81	30-28	58	58	1	2/2	9	510.1	523	329	273	256	466	85	13	41	.268	41	45	5	31	19
2019	4.29	29-26	55	55	3	2/1	11	484.2	407	289	231	221	458	73	19	32	.231	39	51	6	35	12
2020	5.38	6-12	18	18	0	0/0	3	159.0	177	122	95	98	151	39	4	10	.290	27	26	3	11	10
2021	7.05	20-40	60	60	1	3/2	7	498.0	602	442	390	255	435	118	16	84	.297	52	64	4	29	9
2022	7.12	16-44	60	60	2	2/5	6	515.2	623	459	408	289	425	119	9	88	.296	75	57	4	29	5

BATTING AVERAGE

1952	Bob Ems.....	.358
1953	Jim Schmulbach.....	.324
1954	Wayne Williams.....	.350
1955	Norby Vogel.....	.341
1956	Norby Vogel.....	.348
1957	Don Taylor.....	.319
1958	Dick Dillinger.....	.455
1959	Dick Dillinger.....	.349
1960	Carroll Bridges.....	.350
1961	Walter Westbrook.....	.400
1962	Glenn Bischof.....	.395
1963	Jerry Qualls.....	.419
1964	Kent Collins.....	.381
1965	Kent Collins.....	.441
1966	Kent Collins.....	.343
1967	Paul Pavesich.....	.325
1968	Don Kirkland.....	.302
1969	Bill Stein.....	.394
1970	Bob Blakley.....	.384
1971	Jim Dwyer.....	.413
1972	Joe Wallis.....	.446
1973	Joe Wallis.....	.360
1974	John Hoscheidt.....	.385
1975	Frank Hunsaker.....	.364
1976	Frank Hunsaker.....	.406
1977	George Vukovich.....	.352
1978	Dave Stieb.....	.394
1979	Jim Adduci.....	.353
1980	Jim Adduci.....	.425
1981	Corey Zawadski.....	.363
1982	Kurt Reid.....	.359
1983	Scott Bridges.....	.393
1984	Scott Bridges.....	.367
1985	Jay Burch.....	.351
1986	Gerry Pitchford.....	.395
1987	Jim Limperis.....	.360
1988	Joe Hall.....	.355
1989	Doug Shields.....	.364
1990	Dave Wrona.....	.395
1991	Jeff Cwynar.....	.331
1992	Brian Heather.....	.341
1993	Clint Smothers.....	.315
1994	Braden Gibbs.....	.412^
1995	Mike Russell.....	.388
1996	Aaron Jones.....	.380
1997	Jerry Hairston.....	.380
1998	Matt Dettman.....	.374
1999	Joe Schley.....	.372
2000	Joe Meeks.....	.344
2001	Roman Schooley.....	.346
2002	Ross Kowzan.....	.361
2003	Toby Barnett.....	.332
2004	Nathan Emrick.....	.353
2005	P.J. Finigan.....	.388^
2006	Scott Elmendorf.....	.353
2007	Mark Kelly.....	.379
2008	Mark Kelly.....	.375
2009	Mark Kelly.....	.333
2010	Chris Serritella.....	.374
2011	Chris Murphy.....	.300
2012	Chris Serritella.....	.389^
2013	Austin Montgomery.....	.350
2014	Cody Daily.....	.333
2015	Ryan Sabo.....	.292
2016	Greg Lambert.....	.312

2017	Greg Lambert.....	.329
2018	Connor Kopach.....	.336
2019	Alex Lyon.....	.276
2020	Ian Walters.....	.411
2021	Tristan Peters.....	.355
2022	Kaeber Rog.....	.362

^ MVC Statistical Champion

HITS

1952	Bob Ems.....	22
1953	Jim Schmulbach.....	33
1954	Wayne Williams.....	28
1955	Wayne Williams.....	32
1956	Ray Tabacchi.....	33
1957	Itchy Jones.....	25
1958	Dick Dillinger.....	35
1959	Roger Buyan.....	48
1960	Carroll Bridges.....	41
1961	Walter Westbrook.....	52
1962	Charles Sutton.....	37
1963	Jerry Qualls.....	39
1964	Kent Collins.....	43
1965	Kent Collins.....	49
1966	Kent Collins.....	47
1967	Rich Hacker.....	35
1968	Jerry Bond.....	55
1969	Bill Stein.....	67
1970	Bob Blakley.....	56
	Jim Dwyer.....	56
1971	Jim Dwyer.....	83
1972	Dan Thomas.....	59
1973	Joe Wallis.....	49
	Mike Wilbins.....	49
1974	John Hoscheidt.....	85
1975	Steve Shartzter.....	63
1976	Rick Murray.....	74^
1977	George Vukovich.....	64
1978	Dave Stieb.....	74
1979	Jim Adduci.....	55
1980	Jim Adduci.....	76
1981	Corey Zawadski.....	62
1982	Kurt Reid.....	60
1983	Scott Bridges.....	59
1984	Scott Bridges.....	49
1985	Steve Finley.....	64
1986	Gerry Pitchford.....	87^
1987	Steve Finley.....	71
1988	Joe Hall.....	77
1989	Doug Shields.....	87
1990	Dave Wrona.....	90
1991	Jeff Nelson.....	68
1992	Darrin Barton.....	58
1993	Jason Smith.....	62
1994	Scott DeNoyer.....	62
1995	Tim Kratochvil.....	69
1996	Aaron Jones.....	79
1997	Jerry Hairston.....	82
1998	Matt Dettman.....	78
1999	Steve Ruggeri.....	78
2000	Joe Meeks.....	74
2001	Luke Nelson.....	67
2002	Toby Barnett.....	67
2003	Toby Barnett.....	64
2004	Nathan Emrick.....	84
2005	Kevin Koski.....	92

2006	Grant Gerrard.....	77
2007	Mark Kelly.....	88
2008	Mark Kelly.....	84
2009	Mark Kelly.....	73
2010	Chris Serritella.....	83
2011	Chris Murphy.....	71
2012	Chris Serritella.....	91^
2013	Austin Montgomery.....	79
	Jake Welch.....	79
2014	Cody Daily.....	70
2015	Chase Slone.....	64
2016	Greg Lambert.....	72
2017	Greg Lambert.....	74
2018	Logan Blackfan.....	77
2019	Alex Lyon.....	53
2020	Ian Walters.....	30
2021	Tristan Peters.....	77
2022	Kaeber Rog.....	89^

^ MVC Statistical Champion

RUNS

1952	Bob Ems.....	20
1953	Jim Schmulbach.....	20
1954	Jack Renfro.....	16
	Gene Tabacchi.....	16
1955	No Record Available	
1956	Norby Vogel.....	21
1957	No Record Available	
1958	Roger Buyan.....	29
1959	Itchy Jones.....	42
1960	Itchy Jones.....	33
1961	Gerald Marting.....	39
1962	Bob Hardcastle.....	27
1963	Jerry Qualls.....	23
	John Siebel.....	23
1964	John Siebel.....	33
1965	Alan Peludat.....	27
1966	Kent Collins.....	30
1967	Barry O'Sullivan.....	28
1968	Jerry Bond.....	44
1969	Jerry Bond.....	54
1970	Bob Blakley.....	43
	Jim Dwyer.....	43
	Les Stoots.....	43
1971	Mike Eden.....	64
1972	Dan Thomas.....	47
1973	Joe Wallis.....	47
1974	Bert Newman.....	53
1975	Howie Mitchell.....	53
1976	John Hoscheidt.....	53^
1977	Neil Fiala.....	45
1978	Dave Stieb.....	41
1979	Jim Adduci.....	44
1980	Jim Adduci.....	60
1981	Bobby Doerrer.....	37
1982	Corey Zawadski.....	47
1983	Jim Reboulet.....	43
1984	Steve Finley.....	39
1985	Gerry Pitchford.....	59
1986	Gerry Pitchford.....	71
1987	Steve Finley.....	53
1988	Joe Hall.....	58
1989	Doug Shields.....	48
1990	Kurt Endebrook.....	71^
1991	Jeff Nelson.....	39
1992	Brian Heather.....	38
1993	Jason Smith.....	45
1994	Scott DeNoyer.....	48
1995	Braden Gibbs.....	53
1996	Jerry Hairston.....	49

1997	Aaron Jones.....	59
1998	Matt Dettman.....	50
	Steve Ruggeri.....	50
1999	Joe Schley.....	52
2000	Joe Meeks.....	42
2001	Luke Nelson.....	35
2002	Sal Frisella.....	45
2003	Sal Frisella.....	45
2004	Nathan Emrick.....	36
2005	Kevin Koski.....	57
2006	Kevin Koski.....	56
2007	Aaron Roberts.....	52
2008	Mark Kelly.....	45
2009	A. Roberts.....	35
	Michael Stalter.....	35
2010	Chris Serritella.....	51
2011	Jordan Sivertsen.....	40
2012	Chris Serritella.....	56^
2013	Jake Welch.....	51
2014	Jake Welch.....	37
2015	Chase Slone.....	27
2016	Connor Kopach.....	37
2017	Connor Kopach.....	44
2018	Connor Kopach.....	49
	Nikola Vasic.....	49
2019	Nikola Vasic.....	49
2020	Nick Neville.....	18^
2021	Nick Neville.....	64^
2022	J.T. Weber.....	64

^ MVC Statistical Champion

RUNS BATTED IN

1952	Bob Ems.....	24
1953	No Record Available	
1954	Gene Tabacchi.....	10
1955	No Record Available	
1956	Gene Tabacchi.....	16
1957	No Record Available	
1958	Dick Dillinger.....	20
1959	Fred Loesakam.....	39
1960	Carroll Bridges.....	23
1961	Walter Westbrook.....	44
1962	Melvin Patton.....	25
1963	Jerry Qualls.....	21
1964	James Long.....	28
1965	Bob Bernstein.....	26
	Kent Collins.....	26
1966	Paul Pavesich.....	24
1967	Barry O'Sullivan.....	26
1968	Mike Rogodzinski.....	36
1969	Barry O'Sullivan.....	49
1970	Dan Radison.....	39
1971	Jim Dwyer.....	43
1972	Dan Radison.....	56
1973	Larry Caluffetti.....	43
1974	John Hoscheidt.....	45
1975	Steve Shartzter.....	48^
1976	Rick Murray.....	50^
1977	Craig Robinson.....	51
1978	Dave Stieb.....	48
1979	Chuck Curry.....	51
1980	Jim Adduci.....	59
	Gerry Miller.....	59
1981	Kurt Reid.....	33
1982	Kurt Reid.....	45
1983	Scott Bridges.....	43
1984	Robert Jones.....	34
1985	Robert Jones.....	47
1986	Robert Jones.....	70
1987	Jim Limperis.....	57
1988	Joe Hall.....	56

1989	Tim Davis	37
1990	Doug Shields	64^
	Tim Davis	64^
1991	Jeff Nelson	46
1992	Darrin Barton	34
1993	Jason Smith	29
	Pete Schlosser	29
1994	Tim Kratochvil	48
1995	Tim Kratochvil	49
1996	Aaron Jones	63
1997	Matt Dettman	57
1998	Matt Dettman	54
1999	Scott Boyd	53
2000	Scott Boyd	35
2001	Roman Schooley	36
2002	Toby Barnett	45
2003	Toby Barnett	43
2004	Greg Andrews	39
2005	P.J. Finigan	50
2006	Grant Gerrard	55
2007	Mark Kelly	63^
2008	Mark Kelly	46
2009	Mark Kelly	39
2010	Chris Serritella	64
2011	Jordan Sivertsen	48
2012	Chris Serritella	61
2013	Austin Montgomery	46
2014	Ryan Casillas	41
2015	Greg Lambert	23
2016	Logan Blackfan	50
2017	Greg Lambert	52
2018	Logan Blackfan	62
2019	Ian Walters	39
2020	Philip Archer	18
2021	J.T. Weber	63^
2022	J.T. Weber	56

^ MVC Statistical Champion

HOME RUNS

1952	Bob Ems	2
1953	No Record Available	
1954	No Record Available	
1955	No Record Available	
1956	Wayne Williams	2
	Richard Sasek	2
1957	No Record Available	
1958	J.W. Sanders	3
1959	Fred Loesekam	10
1960	Carroll Bridges	4
1961	Gerald Marting	3
	Melvin Patton	3
1962	Michael Pratte	4
1963	Jerry Qualls	6
1964	James Long	4
1965	Kent Collins	4
1966	Bob Bernstein	6
1967	John Mason	7
1968	Mike Rogodzinski	10
1969	Barry O'Sullivan	11
1970	Jim Dwyer	7
1971	Mike Eden	5
1972	Dan Radison	6
1973	Larry Calufetti	7
1974	Steve Shartzter	7
1975	Steve Shartzter	5
1976	John Hoscheidt	8
1977	Craig Robinson	7
	Jim Reeves	7
1978	Dave Stieb	12
1979	Chuck Curry	10

1980	Gerry Miller	16
1981	Gary Kempton	7
1982	Kurt Reid	9
1983	Jim Reboulet	8
1984	Robert Jones	6
1985	Robert Jones	11
	Gerry Pitchford	11
1986	Robert Jones	15^
1987	Chuck Locke	6
1988	Joe Hall	9
1989	Tim Davis	5
	Brad Hollenkamp	5
	Doug Shields	5
1990	Dave Wrona	9
	Doug Shields	9
1991	Jeff Nelson	11
1992	Brian Heather	6
	Ed Janke	6
1993	Jason Smith	5
1994	Tim Kratochvil	10
1995	Pete Schlosser	7
1996	Jay Mansavage	11
1997	Matt Dettman	14
1998	Matt Dettman	14
1999	Jeff Stanek	8
2000	Kyle Kohlberg	8
2001	Roman Schooley	7
2002	Sal Frisella	10
2003	Toby Barnett	10
	Sal Frisella	10
2004	Greg Andrews	8
2005	P.J. Finigan	6
	Matt Brewer	6
2006	Grant Gerrard	5
	Erik Alvarez	5
	Matt Brewer	5
2007	Chris Crank	4
	Dean Cademartori	4
2008	Tyler Bullock	6
2009	Tyler Bullock	11
2010	Tyler Bullock	14
2011	Jordan Sivertsen	9
2012	Chris Serritella	13^
	Jordan Sivertsen	13^
2013	Austin Montgomery	7
2014	Cody Daily	6
	Ryan Casillas	6
2015	Nick Hutchins	3
2016	Logan Blackfan	6
2017	Greg Lambert	7
2018	Logan Blackfan	11
2019	Alex Lyon	7
2020	Grey Epps	3
2021	Nick Neville	17
2022	J.T. Weber	19

^ MVC Statistical Champion

TRIPLES

1952	Larry Burnes	2
	Ed Coleman	2
1953	No Record Available	
1954	No Record Available	
1955	No Record Available	
1956	Seven Players Tied	1
1957	No Record Available	
1958	Carroll Bridges	5
1959	Itchy Jones	5
1960	Ron Schaeffer	2
	Carroll Bridges	2
	Gerald Marting	2

1961	Michael Pratte	5
1962	Bob Hardcastle	2
	Charles Sutton	2
1963	Jamie Long	4
1964	Bob Bernstein	4
	Kent Collins	4
	John Siebel	4
1965	John Siebel	4
1966	Hollister Sandstead	6
1967	Dick Bauch	2
	Jack Finney	2
1968	Don Kirkland	10
1969	Jerry Bond	8
1970	Jim Dwyer	5
1971	Jim Dwyer	12
1972	Joe Wallis	9
1973	Joe Wallis	5
1974	John Hoscheidt	12%
1975	John Hoscheidt	4
1976	John Hoscheidt	7^
1977	Jim Reeves	5
1978	Dave Stieb	3
1979	Steve Stieb	5
1980	Jim Adduci	5
1981	P.J. Schranz	6
1982	Corey Zawadski	6
1983	Scott Bridges	5
1984	Mike Blumhorst	4
1985	Gerry Pitchford	6
1986	Robert Jones	6
1987	Steve Finley	3
1988	Joe Hall	5
1989	Jeff Nelson	3
1990	Doug Shields	7
1991	Dan Espin	6
1992	Brian Heather	3
1993	Clint Smothers	3
1994	Braden Gibbs	6
1995	Jay Mansavage	4
1996	Jay Mansavage	3
1997	Joe Schley	9
1998	Joe Schley	4
1999	Joe Schley	7^
2000	Roman Schooley	3
2001	Justin Maurath	3
2002	Sal Frisella	3
2003	R. Kowzan	3
	P.J. Finigan	3
2004	P.J. Finigan	5
2005	P.J. Finigan	5
2006	Grant Gerrard	2
	Kevin Koski	2
	Tyler Lairson	2
2007	Tyler Lairson	3
2008	Adam Hills	2
2009	Tony Lepore	2
	Chris Murphy	2
	Chris Serritella	2
	Michael Stalter	2
2010	Brock Harding	2
	Nick Johnson	2
	Chris Murphy	2
2011	Nick Johnson	2
	Chris Murphy	2
	Jordan Sivertsen	2
2012	Jake Welch	5
2013	Austin Montgomery	2
2014	Cody Daily	2
	Connor Kopach	2
	Donny Duschinsky	2
2015	Parker Osborne	4
2016	Connor Kopach	5

2017	Connor Kopach	4
2018	Connor Kopach	4
	Nikola Vasic	4
2019	Nikola Vasic	4
2020	4 players with	1
2021	Evan Martin	3
	Ian Walters	3
2022	Evan Martin	4

^ MVC Statistical Champion
% NCAA Statistical Champion

DOUBLES

1952	Jerry West	6
1953	No Record Available	
1954	No Record Available	
1955	No Record Available	
1956	Ray Tabacchi	7
1957	No Record Available	
1958	Roger Buyan	7
1959	Ken Monschein	10
1960	Carroll Bridges	15
1961	Charles Sutton	11
1962	Bob Hardcastle	9
1963	Jerry Qualls	9
1964	Kent Collins	9
1965	Eugene Vincent	10
1966	Bob Bernstein	10
1967	Jimmy Dykes	6
	Rich Hacker	6
	Barry O'Sullivan	6
	Paul Pavesich	6
1968	Terry Brumfield	12
1969	Bill Stein	12
1970	Jim Dwyer	14
1971	Jim Dwyer	18
1972	Dan Thomas	10
1973	Mike Williams	10
1974	Steve Shartzter	14
1975	Steve Shartzter	14
1976	George Vukovich	12
1977	Craig Robinson	14
1978	Dave Stieb	10
1979	Chuck Curry	10
1980	Jim Aducci	11
1981	Kurt Reid	10
	Bob Doerrer	10
1982	Kurt Reid	12
1983	Scott Bridges	17
1984	Scott Bridges	10
1985	Steve Finley	14
1986	Jim Limperis	22
1987	Dave Wrona	13
1988	Chuck Locke	15
1989	Doug Shields	20
1990	Tim Davis	20
1991	Jeff Nelson	17
1992	Darrin Barton	15
1993	Jason Smith	18
1994	Scott DeNoyer	19
1995	Pete Schlosser	20
1996	Aaron Jones	19
1997	Brad Benson	21
1998	Joel Peters	19
1999	Steve Ruggeri	18
2000	Roman Schooley	14
	Jeff Houston	14
2001	Cory Newman	13
2002	Toby Barnett	16
2003	Greg Andrews	13
2004	Greg Andrews	17

2005	Matt Brewer	23 [^]
2006	Grant Gerrard	15
2007	Scott Elmendorf	16
2008	Mark Kelly	18
2009	Mark Kelly	15
2010	Chris Serritella	19
2011	Jordan Sivertsen	16
2012	Chris Serritella	24 [^]
2013	Austin Montgomery	17
2014	Cody Daily	17
	Ryan Casillas	17
2015	Logan Blackfan	19
2016	Logan Blackfan	23 [^]
2017	Greg Lambert	25
2018	Connor Kopach	16
	Logan Blackfan	16
2019	Alex Lyon	13
2020	J.T. Weber	6 [^]
	Ian Walters	6 [^]
2021	Philip Archer	20 [^]
	Tristan Peters	20 [^]
2022	Kaeber Rog	21

[^] MVC Statistical Champion

STOLEN BASES

1952	Charles Valier	10
1953	No Record Available	
1954	Jack Renfro	7
1955	No Record Available	
1956	No Record Available	
1957	No Record Available	
1958	Vincent Velasco	3
	Dick Dillinger	3
1959	Dick Dillinger	13
1960	Itchy Jones	9
1961	Gerald Marting	9
	Melvin Patton	9
1962	Bob Hardcastle	6
	Charles Sutton	6
1963	Gilbert Snyder	5
1964	Allan Peludat	9
1965	John Siebel	11
1966	Kent Collins	6
1967	Paul Pavesich	5
1968	Jerry Bond	16
1969	Jerry Bond	25
1970	Bob Blakley	21
1971	Dan Thomas	32
1972	Dan Thomas	23
1973	Joe Wallis	34 [^]
1974	Bert Newman	34
1975	Bert Newman	36 [^]
1976	Bert Newman	42 [^]
1977	George Vukovich	31
1978	Jerry DeSimone	15
1979	Bobby Doerrer	17
1980	Bobby Doerrer	15
1981	Bob Doerrer	24
	Mike Mesh	24
1982	Jim Reboulet	37
1983	Jim Reboulet	20
1984	Steve Finley	13
1985	Gerry Pitchford	27
1986	Steve Finley	20
1987	Steve Finley	28
1988	Rick Gaebe	36
1989	Doug Shields	13
1990	Kurt Endebrock	24
1991	Bob Geary	34

1992	Clint Smothers	15
1993	Chris Sauritch	18
1994	Chris Sauritch	17
1995	Bill True	16
1996	Joe Schley	19
1997	Joe Schley	10
1998	Joe Schley	17
1999	Joe Schley	23
2000	Joe Meeks	12
2001	Luke Nelson	13
2002	Cory Newman	10
2003	Sal Frisella	9
2004	Kevin Koski	16
2005	Kevin Koski	15
2006	Grant Gerrard	15
2007	Aaron Roberts	13
2008	Scott Elmendorf	8
2009	Aaron Roberts	6
2010	Chris Murphy	11
2011	Kollin Dowdy	5
	Chris Murphy	5
	Jake Welch	5
2012	Jake Welch	16
2013	Jake Welch	20
2014	Jake Welch	14
2015	Dyllin Mucha	4
2016	Dyllin Mucha	8
	Braden Mosley	8
2017	Connor Kopach	33 [^]
2018	Connor Kopach	33 [^]
2019	Will LaRue	31 [^]
2020	Ian Walters	10 [^]
2021	Tristan Peters	14
2022	Nathan Bandy	14

[^] MVC Statistical Champion
% NCAA Statistical Champion

WALKS

1952	Bob Ems	24
1953	No Record Available	
1954	Jack Renfro	9
1955	No Record Available	
1956	No Record Available	
1957	No Record Available	
1958	Itchy Jones	21
1959	Itchy Jones	31
1960	Itchy Jones	23
1961	Gerald Marting	25
1962	Bob Hardcastle	25
1963	Mike Pratte	13
1964	Mike Pratte	19
1965	Bob Bernstein	18
1966	Wayne Scramek	26
1967	John Mason	27
1968	Don Kirkland	33
1969	Bill Clark	32
1970	Les Stoots	25
1971	Mike Eden	33
1972	Ken Kral	28
1973	Joe Wallis	37
1974	Stan Mann	41
	Howard Mitchell	41
1975	Frank Hunsaker	38
1976	Neil Fiala	50
1977	Neil Fiala	30
1978	Jerry DeSimone	34
1979	Jim Adduci	34
	Chuck Curry	34
1980	Rick Fiala	49
1981	Bobby Doerrer	24
1982	Corey Zawadski	34

1983	Jim Reboulet	34
1984	Scott Bridges	30
1985	Gerry Pitchford	47
1986	Gerry Pitchford	53
1987	Steve Finley	25
1988	Rick Damico	27
1989	Rick Damico	29
	Brad Hollenkamp	29
1990	Kurt Endebrock	31
1991	Kurt Endebrock	31
	Derek Shelton	31
1992	Brian Heather	33
1993	Pete Schlosser	28
1994	Scott DeNoyer	27
1995	Pete Schlosser	33
1996	Aaron Jones	35
1997	Aaron Jones	49
1998	Brad Benson	43
1999	Joe Schley	36
2000	Joe Meeks	34
2001	Jeff Stanek	40
2002	Jeff Stanek	36
2003	Sal Frisella	32
2004	Greg Andrews	35
2005	Kevin Koski	25
2006	Grant Gerrard	38
2007	Adam Hills	41
2008	Mark Kelly	33
2009	Chris Serritella	24
2010	Tyler Bullock	34
2011	Jordan Sivertsen	35
2012	Donny Duschinsky	36
2013	Cody Daily	
	Jake Welch	28
2014	Jake Welch	42
2015	Dyllin Mucha	23
2016	Logan Blackfan	41
2017	Logan Blackfan	31
2018	Nikola Vasic	39
2019	Nikola Vasic	39
2020	Ian Walters	13
2021	Tristan Peters	46 [^]
2022	Cody Cleveland	38

PITCHING WINS

1952	Wayne Grandcolas	9
1953	Wayne Grandcolas	6
1954	Tom Millikin	3
	Darrell Thompson	3
	Wayne Grandcolas	3
1955	No Record Available	
1956	Ron Ayers	8
1957	No Record Available	
1958	Ron Ayers	
	John Gillmore	3
1959	Larry Tucker	9
1960	Roger McKnight	4
	Jim Woods	4
	Harry Gurley	4
1961	Harry Gurley	8
	Larry Tucker	8
1962	Larry Tucker	7
1963	John Hotz	4
	Eugene Vincent	4
	Ed Walter	4
1964	Eugene Vincent	12
1965	Eugene Vincent	9
1966	Don Kirkland	7
	Bill Liskey	7
1967	Don Kirkland	9
1968	John Susce	12
1969	Jerry Paetzhold	10

1970	Dick Langdon	9
1971	Dick Langdon	12
1972	Jim Fischer	7
1973	Scott Waltemate	10
1974	Ron Hodges	10
	Scott Waltemate	10
1975	Ron Hodges	11 [^]
1976	Dewey Robinson	9 [^]
	Timothy Verpaele	9 [^]
1977	Kevin Waldrop	9
1978	Rickey Keeton	9
1979	Bob Schroeck	12 [^]
1980	Bob Schroeck	8
1981	Rob Clark	10
1982	Rob Clark	7
1983	Jay Bellissimo	7
1984	Gary Bockhorn	5
1985	Rich Koch	5
1986	Dale Kisten	9
1987	Dale Kisten	7
	Todd Niebel	7
1988	Dale Kisten	9
1989	Chris Bend	6
1990	Sean Bergman	9
1991	Mike Van Gilder	5
	Al Levine	5
1992	Mike Van Gilder	5
1993	Mike McArdle	5
	Mike Blang	5
1994	Brian Isaacson	8
1995	Jason Kline	
	Dan Davis	4
1996	Tory Hattan	6
1997	Jason Frasor	7
1998	Dave Piazza	6
1999	Jason Frasor	5
	Adam Biggs	5
2000	Jake Alley	6
2001	Scott Lucht	6
2002	Jake Alley	6
	Luke Nelson	6
2003	Jake Alley	7
2004	Eric Haberer	6
2005	P.J. Finigan	9
	Bryan Rueger	9
2006	Dusty Baker	6
	Jordan Powell	6
2007	Cody Adams	11 [^]
2008	Adams, Joy	6
2009	Andrew Dunn	8
2010	Lee Weld	5
2011	Cody Forsythe	8
2012	Nathan Dorris	7
2013	Cody Forsythe	4
	Matt Murphy	4
2014	Austin McPheron	4
2015	Aaron Hauge	3
2016	Michael Baird	9 [^]
2017	Chad Whitmer	6
2018	Michael Baird	5
	Dylan Givens	5
	Brad Harrison	5
2019	Blake Begner	6
2020	Blake Begner	2
	Mason Hiser	2
	Trey McDaniel	2
2021	Brad Harrison	9
2022	Trey McDaniel	8

[^] MVC Statistical Champion

INNINGS PITCHED

1952	Wayne Grandcolas	84.1
1953	Wayne Grandcolas	85.1
1954	Wayne Grandcolas	53.0
1955	No Record Available	
1956	Ron Ayers	107.1
1957	No Record Available	
1958	John Gilmore	37.0
1959	Larry Tucker	74.0
1960	Harry Gurley	60.2
1961	Harry Gurley	54.2
1962	Larry Tucker	82.2
1963	John Hotz	49.2
1964	Eugene Vincent	93.0
1965	John Hotz	90.2
1966	Don Kirkland	78.2
1967	Don Kirkland	86.2
1968	John Susce	101.2
1969	Jerry Paetzhold	95.2
1970	Dick Langdon	75.3
1971	Dick Langdon	114.2
1972	Jim Fischer	63.2
1973	Scott Waltemate	79.2
1974	Ron Hodges	96.1
1975	Ron Hodges	101.1
1976	Rickey Keeton	73.2
1977	Kevin Waldrop	76.2
1978	Rickey Keeton	89.1
1979	Bob Schroeck	87.0
1980	Bob Schroeck	85.1
1981	Rob Clark	75.2
1982	Rob Clark	77.2
1983	Gary Bockhorn	66.0
1984	Gary Bockhorn	79.2
1985	Mark Wooden	61.0
1986	Dale Kisten	81.0
1987	Dale Kisten	89.0
1988	Dale Kisten	111.1
1989	Chris Bend	88.0
1990	Sean Bergman	97.2
1991	Sean Bergman	105.2
1992	Mike Van Gilder	99.1
1993	Mike Van Gilder	111.0
1994	Dan Davis	118.0
1995	Dan Davis	77.0
1996	Tory Hattan	99.1
1997	Jason Frasor	87.2
1998	Dave Piazza	94.1
1999	Jason Frasor	96.1
2000	Jake Alley	101.1
2001	Josh Latimer	82.1
2002	Jake Alley	86.1
2003	Jake Alley	95.0
2004	Eric Haberer	84.0
2005	Bryan Rueger	124.1
2006	Jordan Powell	101.2
2007	Cody Adams	107.2
2008	Cody Adams	96.0
2009	Adam Curynski	81.2
2010	Nathan Forer	74.0
2011	Cody Forsythe	103.1
2012	Cody Forsythe	104.2
2013	Cody Forsythe	101.0
2014	Todd Eaton	94.1
2015	Bryce Sablotny	70.2
2016	Michael Baird	102.0
2017	Chad Whitmer	104.0
2018	Michael Baird	99.2
2019	Mason Hiser	73.1
2020	Mason Hiser	23.0
2021	Ben Chapman	81.2
2022	Noiah Farmer	86.0

STRIKEOUTS

1952	Wayne Grandcolas	55
1953	Wayne Grandcolas	53
1954	Darrell Thompson	36
1955	No Record Available	
1956	Ron Ayers	82
1957	No Record Available	
1958	Gerald Thomas	26
1959	Harry Gurley	62
1960	Larry Tucker	60
1961	Larry Tucker	76
1962	Larry Tucker	68
1963	Ed Walter	59
1964	John Hotz	100
1965	Eugene Vincent	95
1966	Don Kirkland	93
1967	Don Kirkland	83
1968	Howard Nickason	85
1969	Skip Pitlock	111
1970	Dick Langdon	90
1971	Dick Langdon	97
1972	Scott Waltemate	62
1973	Scott Waltemate	73
1974	Ron Hodges	73
1975	Ron Hodges	70
1976	Dewey Robinson	62^
1977	Rickey Keeton	73
1978	Rickey Keeton	61
1979	Bob Schroeck	88
1980	Bob Schroeck	61
1981	Rob Clark	59
1982	Ken Klump	51
1983	Gary Bockhorn	45
1984	Gary Bockhorn	64
1985	Paul Saikia	43
1986	Todd Neibel	63
1987	Dale Kisten	58
1988	Dale Kisten	95
1989	Chris Bend	56
1990	Sean Bergman	62
1991	Sean Bergman	99
1992	Ryan McWilliams	61
1993	Mike McArdle	54
1994	Dan Davis	72
1995	Dan Davis	38
1996	Tory Hattan	62
1997	Jason Frasor	82
1998	Dave Piazza	69
1999	Jason Frasor	110
2000	Jake Alley	94
2001	Josh Latimer	48
2002	Jake Alley	81
2003	Jake Alley	72
2004	Eric Haberer	60
2005	P.J. Finigan	107
2006	Tyler Norrick	68
2007	Cody Adams	89
2008	Cody Adams	78
2009	Jimmy Cornell	66
2010	Lee Weld	57
2011	Cody Forsythe	69
2012	Cameron Maldonado	69
2013	Cody Forsythe	84
2014	Sam Coonrod	68
2015	Sam Coonrod	77
2016	Aaron Hauge	63
2017	Chad Whitmer	66
2018	Chad Whitmer	95
2019	Michael Baird	92
2020	Justin Yeager	47
2021	Trey McDaniel	22
2022	Brad Harrison	98
2022	Matthew Steidl	91

ERA (MIN. 0.60 IP/G)

1947-51	Records not available	
1952	Wayne Grandcolas	2.03
1953	Darrell Thompson	1.29
1954	Wayne Grandcolas	2.38
1955	Records not available	
1956	Ronnie Ayers	2.26
1957	Records not available	
1958	Records not available	
1959	Larry Tucker	0.78
1960	Roger McKnight	2.16
1961	Art Ritter	2.07
1962	Larry Tucker	1.41
1963	John Hotz	1.62
1964	John Hotz	1.78
1965	John Hotz	2.09
1966	Jim Panther	1.18
1967	Howard Nickason	1.18
1968	John Susce	1.59
1969	Jerry Paetzhold	1.87
1970	Dick Langdon	1.67
1971	Dick Langdon	2.19
1972	Rick Ware	0.89
1973	Rick Ware	0.47
1974	Ron Hodges	1.59
1975	Ron Hodges	2.22
1976	Rick Keeton	2.32^
1977	Robert Knezevich	1.48^
1978	Rick Keeton	2.02^
1979	Paul Evans	0.84^
1980	Bob Schroeck	2.96
1981	Rob Clark	3.21
1982	Rob Clark	3.94
1983	Jay Bellissimo	3.17
1984	Gary Bockhorn	3.95
1985	Rich Koch	1.07^
1986	Dale Kisten	2.89^
1987	Rob Fleming	1.73^
1988	Dale Kisten	3.81
1989	George Joseph	3.07
1990	Dale Meyer	2.61
1991	Al Levine	1.71^
1992	Ryan McWilliams	4.47
1993	Mike Blang	2.04^
1994	Dan Davis	3.97
1995	Jason Kline	5.18
1996	Dave Piazza	4.48
1997	Jason Frasor	3.59
1998	Chris Schullian	5.51
1999	Jason Frasor	2.80
2000	Jake Alley	3.73
2001	Scott Lucht	3.14
2002	Josh Joiner	3.38
2003	Jake Alley	3.22
2004	Jason Chavez	2.44
2005	Ryan Terry	1.67
2006	Jordan Powell	4.16
2007	Ian Reinhart	2.90
2008	Adam Curynski	2.37
2009	Andrew Dunn	3.15
2010	Nathan Forer	3.28
2011	Cody Forsythe	2.35
2012	Todd Eaton	2.23
2013	M. Murphy	2.86
2014	Kyle Pauly	1.43
2015	Aaron Hauge	3.74
2016	Michael Baird	1.76^
2017	Chad Whitmer	3.46
2018	Michael Baird	3.16
2019	Justin Yeager	2.88
2020	Matthew Steidl	1.71^
2021	Noah Farmer	2.98
2022	Matthew Steidl	3.45

SAVES

1980	Harold Brown	1
	Paul Evans	1
	Bob Huber	1
	Bob Schroeck	1
	Jerry Halstead	1
1981	Paul Evans	8
1982	Not available	
1983	Jay Bellissimo	1
	Gary Bockhorn	1
	Marc Palmer	1
1984	Mark Wooden	6^
1985	Rich Koch	5
1986	Larry Beattie	9
1987	Rich Campbell	2
1988	Larry Beattie	2
	Shane Gooden	2
1989	Shane Gooden	2
1990	Al Levine	13^
1991	Al Levine	6
1992	Ryan McWilliams	4
1993	Nate Shepherd	3
1994	Chris Evans	4
1995	Brad Blumenstock	6
1996	Dave Farrow	2
	Mike McConnell	2
1997	Jim Pecoraro	4
1998	Jim Pecoraro	4
1999	Jake Alley	6
2000	Luke Nelson	5
2001	Scott Lucht	4
2002	No record available	
2003	P.J. Finigan	4
2004	Andrew Weber	11^
2005	Adam Snyder	6
2006	Dusty Baker	6
2007	Bryant George	11
2008	Bryant George	4
2009	Bryant George	8
2010	Bryant George	7
2011	Tyler Dray	8
2012	Todd Eaton	9
2013	Todd Eaton	9
2014	Tyler Dray	7
2015	Colten Selvey	4
2016	Ryan Netemeyer	12
2017	Ryan Netemeyer	15^
2018	Ryan Netemeyer	9^
2019	Trey McDaniel	14^
2020	Trey McDaniel	3
2021	Trey McDaniel	9^
2022	Matthew Steidl	6
	Trey McDaniel	6

^ MVC Statistical Champion

- A -

Adams, Cody	2006, 07, 08
Adams, Zac	1993, 94, 95, 96
Adduci, Jim	1978, 79, 80
Adkins, James	1975, 76
Aird, Ryan	2000, 01
Alley, Jake	1999, 2000, 02, 03
Alvarez, Erik	2004, 05, 06
Anderson, Hunter	2015, 16, 17, 18
Andrews, Greg	2002, 03, 04
Arbeiter, Ben	1999
Archer, Philip	2019, 20, 21
Ash, Bob	1967, 68, 69
Atwell, Tom	1955
Ayers, Ron	1955, 56, 57, 58

- B -

Babcock, Braden	2021
Back, Kyle	2020, 21
Baggett, Pete	1954
Baird, Michael	2015, 16, 17, 18
Bajer, Brian	2010, 11, 12
Baker, Dusty	2006
Bandy, Nathan	2022
Barna, Joe	1995
Barnett, Toby	2002, 03
Barton, Darrin	1991, 92
Bauch, Dick	1967
Bauer, William	1948, 49, 50
Baughman, Nick	2001, 02, 03, 04
Beattie, Larry	1986
Beczka, Adolph	1964
Begner, Blake	2019, 20
Belissimo, Jay	1982, 83, 84, 85
Bend, Chris	1987, 88, 89
Benson, Brad	1997, 98
Bergman, Sean	1989, 90, 91
Bernhard, David	1992
Bernstein, Bob	1963, 64, 65, 66
Bever, Andrew	2010, 11
Bicker, Keith	1962
Bickhaus, Richard	1963
Biggs, Adam	1998, 99
Bischof, Glenn	1962, 63
Blackfan, Logan	2015, 16, 17, 18
Blakley, Bob	1968, 69, 70, 71
Blang, Mike	1992, 93, 94, 95
Bleyer, Bill	1947, 48
Blubaugh, Nick	2021
Blumenstock, Brad	1994, 95, 96
Blumhorst, Mike	1981, 82, 83, 84
Bockhorn, Gary	1983, 84, 85, 86
Boeckmann, Henry	2017, 18, 19
Bokelmann, James	1972, 74
Boldt, Nathan	2003, 04
Bond, Jerry	1968, 69
Boreham, Rob	1983
Pier-Olivier Boucher	2022
Boudreaux, Kerry	1984, 85, 86
Boyd, Scott	1999, 2000
Bradley, Ryan	2009, 10
Brennan, John	2009
Brenzel, Fred	1947, 49, 50
Bresko, Aaron	1997
Brewer, Clay	1985
Brewer, Matt	2003, 04, 05, 06
Bridges, Carroll	1957, 58, 59, 60
Bridges, Scott	1981, 82, 83, 84
Broeking, Mike	1971, 72, 73
Brown, Harold	1980, 81
Brumfield, Terry	1968, 69
Bryan, Ed	1949

Bunnell, Adam	2021
Burch, Jay	1983, 84, 85, 86
Bullock, Tyler	2008, 09, 10
Burda, Richard	1961
Burnes, Larry	1950, 51, 52, 53
Butkiewicz, Colin	2019
Buyan, Roger	1956, 57, 58, 59

- C -

Cademartori, Dean	2005, 06, 07, 08
Calufetti, Larry	1971, 72, 73
Campbell, Don	1949, 50, 51, 53
Campbell, Rich	1987, 88
Candau, Kellan	2009, 10
Carter, Cade	2021, 22
Carter, Rob	1989
Casillas, Ryan	2013, 14
Cassidy, Dan	1983, 84
Catto, Kyle	2006, 07
Caulfield, Tom	1981, 82, 83
Cenkush, Andy	2000
Cerven, Tom	2009
Chapman, Ben	2021, 22
Chavez, Jason	2005
Chester, Donnie	1997, 98, 99
Choate, Tyler	2007, 08
Chor, Jack	1952, 53, 54
Clark, Bill	1968, 69
Clark, Dwight	1967
Clark, Robbie	1979, 80, 81, 82
Clark, William	1968
Clayton, Bill	2001, 02
Clem, John	2001, 02
Cleveland, Cody	2021, 22
Coker, Randy	1967, 68, 69
Coleman, Ed	1950, 51, 52, 53
Collins, Kent	1964, 65
Collins, Rich	1965, 66
Combs, Jake	2022
Condon, Dave	1999
Conn, Paul	1989
Conrad, Jon	1998
Cook, Noah	2022
Coonrod, Sam	2012, 13, 14
Cornell, Jimmy	2008, 09, 10
Cosgrove, Brad	1995
Covers, Austin	2016
Crank, Chris	2007, 08
Crawford, Kenton	2018, 19
Creech, Dennis	1960
Creed, Sam	2022
Crockett, Claude	1974
Crouthers, Cameron	1978
Curry, Chuck	1976, 77, 78, 79
Curtis, Drew	2016, 17, 18
Curynski, Adam	2008, 09
Cwynar, Jeff	1991, 92, 93, 94

- D -

Daigle, John	1969, 70
Daily, Cody	2013, 14
Dallas, Bob	1950
Damico, Rick	1988, 89
Danahy, Tom	2009
Danielewicz, Lucas	2020
Davis, Dan	1994, 95
Davis, Tim	1989, 90
Deitering, Jerel	2001, 02, 03, 04
Dempsey, Edward	1949
DeMuri, J.C.	2014, 15
DeNoyer, Scott	1993, 94
Derry, Robin	1972, 74, 75
DeSimone, Jerry	1976, 77, 78, 79

DeSomer, Matt	2019
Dettman, Matt	1997, 98
Dillinger, Dick	1957, 58, 59
Dixon, Kyle	2020, 21
Doerr, Bob	1978, 79, 80, 81
Dolan, Jim	1978
Dorris, Nathan	2012
Dowdy, Kollin	2011
Downs, Dustin	2001
Dray, Tyler	2011, 12, 13, 14
Drust, Brad	2011, 13, 14
Dunn, Andrew	2008, 09
Dunn, Benny	1947
Dunning, William	1974, 75, 76
Durham, Charles	1947, 48, 49
Duschinsky, Donny	2011, 12, 13, 14
Dutton, Wade	2009
Dwyer, Jim	1970, 71
Dykes, Jimmy	1967

- E -

Eaton, Todd	2011, 12, 13, 14
Eden, Mike	1971, 72, 73
Edwards, Douglas	1963
Elders, William	1948
Eldridge, Bob	1970
Ellet, Gavyn	2016, 17
Elliott, Robert	1949, 50, 51
Ellis, Richard	1983
Elmendorf, Scott	2006, 07, 08, 09
Emrick, Nathan	2003, 04, 05, 06
Ems, Bob	1951, 52, 55
Enata, Ryan	2005, 06
Endebrock, Kurt	1989, 90, 91
Engle, Jerry	1954
Epps, Grey	2018, 19, 20, 21, 22
Ernest, Gene	1954
Esplin, Dan	1991, 93, 94, 95
Etienne, Daniel	2008, 09, 10
Ettel, John	1992
Evans, Chris	1994
Evans, Jerry	1966
Evans, Paul	1978, 79, 80, 81
Everett, Kenneth	1964

- F -

Fairfield, Mitch	2017, 18
Farmer, Noah	2018, 19, 21, 22
Farmer, Will	2014, 15, 16, 17
Farrow, Dave	1993, 94, 95, 96
Ferguson, Gene	1970
Fiala, Neil	1976, 77
Fiala, Rick	1979, 80
Finder, Bob	1990, 91
Finigan, Michael	2007, 08
Finigan, P.J.	2002, 03, 04, 05
Finley, Steve	1984, 85, 86, 87
Finney, Jack	1966, 67
Fischer, Jim	1971, 72, 73
Fleming, Chuck	2017, 18
Fleming, Robert	1986, 87
Flowers, Dwayne	1981
Fogel, Derek	2013, 14
Forer, Nathan	2009, 2010
Forsythe, Cody	2010, 11, 12, 13
Fort, Brendon	2000
Fossali, Michael	2020
Foster, Scott	1992
Frasor, Jason	1996, 97, 99
Frazier, Walter	1948
Frisella, Sal	2000, 01, 02, 03
Fugitt, Addison	2017, 18, 19, 20

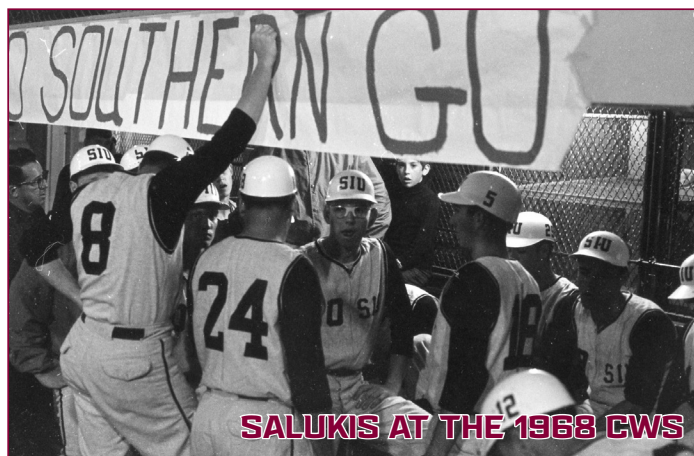
- G -

Gaebe, Rich	1987, 88
Geary, Bob	1990, 91
Gellinger, Mike	1983, 84, 85
Gentsch, Dennis	1963, 64
George, Bryant	2007, 08, 09, 10
Gerrard, Grant	2004, 05, 06
Gibbs, Braden	1994, 95
Gibbs, Don	1956, 57, 58
Gibson, Brian	1989, 90
Gibson, Rusty	1999
Giegling, Matt	1988, 89, 90
Giese, Tony	1992
Gillmore, John	1957, 58
Givens, Dylan	2018, 19, 20, 21
Glover, Don	1948
Goalby, Bob	1948
^ Goalby went on to win the 1968 Masters, defeating, among others: Jack Nicklaus, Arnold Palmer, Gary Player, and Sam Snead	
Goich, George	1986, 87
Gooden, Shane	1986, 87, 88, 89
Gould, Jordan	2022
Grace, Sam	2019
Grandcolas, Wayne	1951, 52, 53, 54
Grater, Harry	1947
Gray, Jake	2020
Green, Charles	1948
Green, Ed	1950
Gurley, Harry	1959, 60, 61, 62
Gutermuth, Alex	2017, 18
Guthman, Ron	1965

- H -

Haberer, Eric	2002, 03, 04
Hacker, Rich	1967
Hackett, Seth	2016
Hagedorn, Nick	2022
Hagler, Ron	1952
Hairston, Jerry	1996, 97
Hall, Bubba	2021
Hall, Joe	1986, 87, 88
Halstead, Jerry	1980, 81, 82
Hammond, Jay	1984, 85, 86
Hampton, Bryan	1993
Hand, Jake	2014, 15, 16, 17
Hankey, Scott	2001, 02
Hansell, Mike	2021, 22
Hanson, Bruce	1977, 78
Hanson, Gene	1966, 67
Hardcastle, Bob	1959, 60, 61, 62
Hardin, Billy	2000, 01
Harding, Brock	2010, 11, 12, 13
Hargis, Byron	1949, 50
Harrier, Greg	1995, 96
Harrigan, Hunter	2005, 06
Harris, Dave	1963
Harrison, Brad	2017, 18, 19, 20, 21
Harris, Larry	1958, 60
Hart, Hunter	2018, 19
Hartleb, Dan	1987, 88
Hatton, Tory	1996, 97
Hauge, Aaron	2014, 15
Heather, Brian	1991, 92
Heiligenstein, Bernard	1947, 48, 49
Heinrichs, Gordon	1947
Hendricks, Tom	1982
Henley, David	1986, 88
Herbst, Dan	1974, 75
Herrell, Bob	1947
Heuer, Carl	2003
Hearing, Brad	1999
Hilleman, Charlie	1985, 86, 87

Hills, Adam	2007, 08	Joseph, Bill	1952, 53	Leja, Robert	1975	Metten, Chad	1988
Hirtz, Adam	1993, 94	Joseph, George	1989, 90, 91, 92	Lemieux, Henry	1992	Meyer, Dale	1988, 89, 90, 91
Hiser, Mason	2018, 19, 20	Joy, Shawn	2007, 08	Leonard, Dave	1960, 61, 62, 63	Meyer, Lee	1984, 86, 88
Hockett, Victor	2000, 01	- K -		Lepore, Tony	2009, 10	Meyers, Robert	1954, 55
Hodges, Ron	1974, 75	Kating, James	1985	Lesiak, Alex	2015, 16	Michalak, Ron	1971
Hoelscher, Randy	2010	Keene, Russ	1966	Levine, Al	1990, 91	Michel, Brady	2019
Hojnar, Sam	2020	Kees, Justin	1998	Lewis, Shaun	1988, 89	Miller, Gerry	1979, 80
Hokanson, Mark	1989	Keeton, Rick	1976, 77, 78	Lewis, Tanner	2021, 22	Millikin, Tom	1950, 51, 54
Holderman, Colin	2015	Kelly, Mark	2006, 07, 08, 09	Liggett, Jack	1971, 72, 73	Mitchell, Howard	1972, 74, 75
Hollenkamp, Brad	1987, 88, 89, 90	Kempton, Gary	1980, 81	Limperis, Jim	1983, 85, 86, 87	Mitsun, Corey	2019
Hollmann, Tim	1986, 87	Kengott, Jared	2017, 18	Linton, Dan	1993	Moake, Marion	1948, 49, 50
Hon, Pat	1999, 2000	Kerley, Dane	2001	Liskey, Bill	1966	Monette, Brian	2011
Horace, Bret	1996, 97	Kerr, Paul	1963, 64	Little, Jamold	1996, 97	Monfort, Dave	1975
Horbacz, Joe	1949	Kersten, Tim	1993, 94	Locascio, James	1974, 75, 76	Monschein, Ken	1957, 58, 59
Horn, Danny	1972	Kessler, James	1975, 76, 77	Locke, Chuck	1986, 87, 88	Montgomery, Allen	2017, 18
Hoscheidt, John	1974, 75, 76	King, Kenny	2016	Loesekam, Fred	1958, 59	Montgomery, Austin	2010, 11, 12, 13
Hostetler, John	1988	Kington, David	2008, 09	Long, Jim	1961, 62, 63, 64	Mosley, Braden	2015, 16
Hotz, John	1962, 63, 64, 65	Kirkland, Don	1966, 67, 68	Lucht, Scott	2000, 01	Mottashed, Luke	2012, 13
House, Kevin	1978, 79, 80	Kirkland, Ken	1971	Lutz, Brendan	2003, 04, 05, 06	Mucha, Dyllin	2014, 15, 16, 17
Houston, Jeff	1999, 2000	Kirkpatrick, Mike	1989, 90, 91	Lynn, Terry	1964	Murphy, Chris	2008, 09, 10, 11
Huber, Bob	1979, 80	Kisten, Dale	1986, 87, 88	Lyon, Alex	2018, 19	Murphy, Matt	2011, 12, 13, 14
Hudson, Brad	2018, 19, 20, 21	Kizziah, Dennis	1976	Lyons, Bill	1977, 78, 79, 80	Murray, Rick	1975, 76, 77
Hudson, Neil	2009	Klass, Robert	1974	- M -		Murray, Ryan	2001, 02
Huelsman, Ray	1974	Klein, Michael	2015	Mackedon, Owen	2008	- N -	
Huff, Dustin	2011	Kline, Jason	1994, 95	Macon, Leland	1992	Narvaez, Frank	1982, 83, 84
Hunsaker, Frank	1974, 75, 76	Klump, Ken	1980, 81, 82	Maldonado, Cameron	2011, 12	Neece, Wes	2010, 11, 12, 13
Hutchins, Nick	2015, 16, 17	Knezevich, Robert	1977, 78	Mann, Stan	1971, 72, 73, 74	Neibel, Todd	1984, 85, 86, 87
Hypke, Ryan	2005	Koch, Rich	1982, 83, 84, 85	Mansavage, Jay	1994, 95, 96	Nelson, Jeff	1988, 89, 90, 91
- I -		Kochan, Carl	1997, 98	Manne, Boyd	1990, 91	Nelson, Luke	1999, 2000, 01, 02
Irvin, Jeff	1982	Koehr, Vin	1954	Marciano, Joey	2016, 17	Nester, Steve	1991
Isaacson, Brian	1993, 94	Kohlberg, Kyle	1999, 2000	Markle, Josh	2003, 04	Netemeyer, Ryan	2015, 16, 17, 18
Isaacson, Chad	1993, 94, 95, 96	Kopach, Connor	2014, 15, 16, 17, 18	Marlen, Scotty	1947	Newkirk, John	1992, 93
- J -		Koski, Kevin	2004, 05, 06, 07	Martin, Dave	1971	Newman, Bert	1973, 74, 75, 76
Jackson, Mitchell	2020, 21	Kowzan, Ross	2002, 03	Martin, Evan	2020, 21, 22	Newman, Cory	2001, 02, 03, 04
Janke, Ed	1989, 90, 91, 92	Kral, Ken	1971, 72, 73	Martin, Reid	1951, 52, 53	Newman, Mark	1969, 70
Jaramillo, Frank	1996	Kranz, Dave	1994, 95	Martin, Taylor	2015	Neville, Nick	2020, 21
Jenson, Zack	2022	Kratochvil, Tim	1993, 94, 95, 96	Marting, Gerald	1958, 59, 60, 61	Nickason, Howard	1966, 67, 68
Johanns, Lou	2007, 08	Krelle, Steve	1966	Mason, John	1967	Noeltner, Barry	1979
Johnson, Austin	2010, 11, 12, 13	Kuiper, Duane	1971	Massaglia, Vinni	2021	Norkus, Kaydon	2022
Johnson, Nick	2010, 11, 12, 13	Kulig, Chris	1998	Maugeri, Bret	2006, 07, 08	Norrick, Tyler	2003, 04, 05, 06
Johnson, Nolan	2018	Kukulka, Richard	1949	Maurath, Justin	2001, 02	Nygard, Ray	1970
Johnson, Robert	1948	Kuntzendorf, Jake	2022	Mazzola, Steve	2000	- O -	
Johnson, Tom	1982	- L -		McAlister, Nick	2020	O'Brien, Bill	1947
Joiner, Josh	2000, 01, 02, 03	Lairson, Tyler	2005, 06, 07, 08	McArdle, Mike	1992, 93	O'Brien, Gage	2021
Jones, Aaron	1996, 97	Lambert, Gordon	1954, 56, 57	McCann, Chad	2000, 01	O'Brien, Kyle	2020
Jones, Anthony	2000	Lambert, Greg	2015, 16, 17	McConnell, Mike	1995, 96, 97	Obszanski, Mark	2005
Jones, Joe	1950, 51	Landreth, Ron	1963	McCulloch, Chris	2005, 06	Oestreich, Bryan	1989, 91
Jones, Matt	2013, 14	Langdon, Dick	1970, 71	McDaniel, Trey	2018, 19, 20, 21, 22	Olszewski, Andrew	2020
Jones, Richard "Itch"	1957, 58, 59, 60	LaRue, Will	2019	McDowell, Jim	1950	Ondo, Paul	1978, 79, 80
Jones, Richard	1949	Latimer, Josh	2000, 01	McFadden, Connor	2014, 15, 16	Orlando, John	1955, 56, 57
Jones, Robert	1983, 84, 85, 86	Lawrence, Brad	2007, 09	McIntosh, Cliff	1987, 88	Ortiz, J.D.	2022
Jones, Terry	1984, 85, 86	Leilich, Clyde	1948, 49	McKinley, Tim	1986	Osborne, Parker	2014, 15
				McKnight, Roger	1958, 59, 60	Osborne, Robert	1985, 86
				McMahan, Aiden	2019	O'Sullivan, Barry	1967, 68, 69
				McPheron, Austin	2014, 15, 16, 17		
				McWilliams, Ryan	1980, 90, 91, 92		
				Meeks, Joe	1999, 2000		
				Mehringer, Phil	1991		
				Menendez, Art	1949, 50, 51		
				Menken, John	2012		
				Merrill, William	1964, 65		
				Merritt, Chris	1990		
				Mesh, Mike	1981, 82		



SALUKIS AT THE 1968 CWS

Qualification for all-time roster = one game played per season

- P -

Paetzhold, Jerry	1968, 69, 70	Saikia, Paul	1984, 85	Sramek, Wayne	1965, 66	Waldrop, Kevin	1976, 77, 79
Palmer, Marc	1983	Sanders, J.W.	1956, 57, 58, 59	Stalter, Michael	2009, 10	Wallace, Kent	1989, 90
Panther, Jim	1966	Sanders, Kim	1983	Stanek, Jeff	1999, 2000, 01, 02	Wallis, Joe	1972, 73
Patton, Larry	1960, 61, 62	Sandrin, Richard	1954, 55	Stautz, Dave	1978	Waltemate, Scott	1971, 72, 73, 74
Patton, Melvin	1961, 62	Sandstead, Hollister	1966	Steege, Jamison	2017, 18	Walter, Dennis	1964, 65
Pauly, Kyle	2014	Sanford, Chase	2008, 09	Steidl, Matthew	2019, 20, 21, 22	Walter, Ed	1963
Pavesich, Paul	1965, 66, 67	Sarcia, Doug	1972	Stein, Bill	1969	Walters, Ian	2019, 20, 21
Payne, Jesse	1948	Sasek, Richard	1956	Stevanovic, Ranko	2017	Ware, Richard	1972, 73
Pecoraro, Jim	1997, 98, 2000	Sauritch, Chris	1993, 94	Stevens, Jerald	1955	Warn, Bob	1968
Peludat, Allan	1964, 65	Sawyer, George	1947	Stieb, Dave	1978	Weaver, Kevin	1981, 82
Peters, Joel	1997, 98	Schaake, Larry	1965, 66	Stieb, Steve	1977, 79	Webber, Steve	1969, 70
Peters, Tristan	2021	Schaeffer, Ron	1960	Stoots, Les	1970	Weber, Andrew	2002, 03, 04
Peterson, Kaden	2022	Scheibal, Harland	1955, 56, 58, 59	Strabavy, Tom	1990, 91	Weber, Charlie	2006
Peterson, Rod	1978	Schimpf, Bill	1951	Stranak, John	1994	Weber, JT	2018, 19, 20, 21, 22
Phelan, Brian	1998, 99	Schley, Joe	1996, 97, 98, 99	Susce, John	1968	Weisbecher, Milton	1949, 50, 51
Piazza, David	1995, 96, 98, 99	Schlosser, Pete	1992, 93, 94, 95	Sutton, Charles	1959, 60, 61, 62	Welch, Jake	2011, 12, 13, 14
Pinnon, Blake	2010, 11	Schmidt, Frank	1978			Welch, Ryan	2002, 04, 05, 06
Pitchford, Gerry	1985, 86	Schmidt, Jared	2016			Weld, Lee	2010, 12, 13, 14
Pitlock, Skip	1967, 68, 69	Schmulbach, Jim	1950, 51, 52, 53			Wells, Charles	1953, 54, 55, 56
Pohlman, Dave	1997, 98, 99	Schooley, Roman	2000, 01			Wells, Daniel	2006, 07, 08, 09
Pollock, Vern	1961	Schooley, Tyler	2003, 04			Wells, Roger	1955, 56
Pour, Kevin	1985	Schorck, Jeremy	2022			West, Cleon	1954, 55, 56
Powell, Jordan	2006, 07	Schrank, Cory	1995, 97, 98			West, Jerry	1951, 52, 53, 54
Pratte, Mike	1961, 62, 63, 64	Schranz, Paul	1980, 81, 82, 83			Westbrook, Walter	1957, 61
Preumer, Kyle	2014, 15	Schroeck, Bob	1978, 79, 80			Westmeir, Jason	2001, 02

- Q -

Qualls, Jerry 1962, 63

- R -

Radison, Dan	1970, 72, 73	Schwerman, Jay	1997, 98	Tabacchi, Gene	1954, 55, 56	Wicevich, Tom	1969
Radosevich, Jack	1975, 76, 77	Scott, John	1985	Taylor, Darren	2022	Wicks, Christopher	1980, 81
Ragsdale, Don	1948	Scramack, Wayne	1965, 66	Taylor, Dave	1993, 94	Wilbins, Mike	1974
Raibley, John	1972	Sedik, Bob	1968, 69, 70, 71	Taylor, Don	1957	Williams, Fred	1955
Rainey, Jason	2000	Seipp, Scott	1996	Taylor, Martin	2016	Williams, Gary	1960, 61
Randall, Steve	1971, 72, 73	Selvey, Colten	2015, 16	Terry, Ryan	2005	Williams, Jacob	2013, 14, 15, 16, 17
Rask, Tony	2020, 21	Serritella, Chris	2009, 10, 12	Theriot, Jacques	1952, 53	Williams, Wayne	1953, 54, 55, 56
Reboulet, Jim	1982, 83	Severin, Greg	1984	Thies, Ed	1952	Wilson, Doug	1987
Reed, Charlie	2000	Shartzter, Steven	1974, 75	Thomas, Danny	1971, 72, 73	Wilson, Tim	1996
Reeves, Jim	1974, 76, 77	Shelton, Craig	1993, 94, 95, 96	Thomas, Gerald	1957, 58	Winter, Jon	1998
Reid, Kurt	1981, 82	Shelton, Derek	1989, 90, 91, 92	Thompson, Darrell	1950, 51, 53, 54	Wolf, Phillip	1963, 64
Reinhart, Ian	2007, 08	Shepherd, Nate	1993	Tinkler, Payton	2022	Wooden, Mark	1984, 85
Renfro, Jack	1954	Shields, Doug	1987, 88, 89, 90	Toler, George	1965, 66	Woods, Jim	1959, 60, 61, 62
Renner, Tanner	2012, 13	Shields, Ken	1962	Townsend, Mitch	2016, 17	Worsley, Marty	1997, 98, 99
Rice, Nick	2008	Shimkus, Anthony	2013, 15, 16, 17	Troggio, Rennie	2012, 13	Wright, Mickey	1979
Richardson, Joe	1980, 82, 82	Shoptaw, Bennett	2020, 21	Trovillion, Derek	2012, 13	Wrona, Dave	1987, 88, 89, 90
Richardson, Robert	1991	Siebel, John	1962, 63, 64, 65	True, Bill	1994, 95	Wysocki, Rick	1980, 81, 82, 83
Riffe, Ben	2022	Simond, Rob	1976, 77, 78	Tucker, Larry	1959, 60, 61, 62		
Rigoni, Jack	2022	Sitter, Leon	1947	Tucker, Marshall	2002, 03, 04		
Rinaldi, Gene	1970	Sivertsen, Jordan	2009, 10, 11, 12				
Ripplemeyer, Ray	1952, 53	Slavonic, Pete	2011, 12				
Ritter, Arthur	1961, 62	Slope, Chase	2015				
Robertson, Mike	1981, 82	Smith, Jason	1991, 93, 94, 95				
Roberts, Aaron	2007, 08, 09, 10	Smith, Jerry	1968, 69, 71				
Robinson, Craig	1977, 78	Smith, Jim	1947				
Robinson, Dewey	1975, 76, 77	Smith, Ryan	2016, 17				
Robinson, James	1977, 78	Smothers, Clint	1991, 92, 93, 94				
Rodriguez, Ryan	2022	Snyder, Adam	2003, 04, 05, 06				
Rog, Kaeber	2022	Snyder, Aaron	2010, 12, 13, 14				
Rogodzinski, Mike	1968, 69	Snyder, Gilbert	1962, 63, 64, 65				
Rolland, Tyler	2014, 15	Solis, Nick	1967				
Rosthenhausler, Ryan	2013, 14	Solow, Ken	1980				
Rueger, Bryan	2002, 03, 04, 05	Spannagel, Jason	1999				
Rueger, Wayne	1974, 76	Spear, Roger	1947				
Ruggeri, Steve	1997, 98, 99	Spiewak, Joe	1984				
Rumph, Fred	1950						
Russell, Mike	1995, 96						

- S -

Sablotny, Bryce 2015, 16
Sabo, Ryan 2014, 15, 16, 17

- T -

Tabacchi, Gene	1954, 55, 56	Walters, Scott	1971, 72, 73, 74
Taylor, Darren	2022	Walter, Dennis	1964, 65
Taylor, Dave	1993, 94	Walter, Ed	1963
Taylor, Don	1957	Walters, Ian	2019, 20, 21
Taylor, Martin	2016	Ware, Richard	1972, 73
Terry, Ryan	2005	Warn, Bob	1968
Theriot, Jacques	1952, 53	Weaver, Kevin	1981, 82
Thies, Ed	1952	Webber, Steve	1969, 70
Thomas, Danny	1971, 72, 73	Weber, Andrew	2002, 03, 04
Thomas, Gerald	1957, 58	Weber, Charlie	2006
Thompson, Darrell	1950, 51, 53, 54	Weber, JT	2018, 19, 20, 21, 22
Tinkler, Payton	2022	Weisbecher, Milton	1949, 50, 51
Toler, George	1965, 66	Welch, Jake	2011, 12, 13, 14
Townsend, Mitch	2016, 17	Welch, Ryan	2002, 04, 05, 06
Troggio, Rennie	2012, 13	Weld, Lee	2010, 12, 13, 14
Trovillion, Derek	2012, 13	Wells, Charles	1953, 54, 55, 56
True, Bill	1994, 95	Wells, Daniel	2006, 07, 08, 09
Tucker, Larry	1959, 60, 61, 62	Wells, Roger	1955, 56
Tucker, Marshall	2002, 03, 04	West, Cleon	1954, 55, 56

- U -

Austin Ulick 2018, 19, 20, 21

- V -

Valier, Charles	1951, 52	Wicevich, Tom	1969
Van Gilder, Mike	1990, 91, 92, 93	Wicks, Christopher	1980, 81
Vasic, Nikola	2018, 19	Wilbins, Mike	1974
Velasco, Vincent	1958	Williams, Fred	1955
Verpaele, Timothy	1975, 76	Williams, Gary	1960, 61
Verschoore, Chuck	1985, 86, 87, 88	Williams, Jacob	2013, 14, 15, 16, 17
Vincent, Eugene	1963, 64, 65	Williams, Wayne	1953, 54, 55, 56
Voelkel, Steve	1976	Wilson, Doug	1987
Vogel, Norby	1955, 56, 57	Wilson, Tim	1996
Vukovich, George	1975, 76, 77	Winter, Jon	1998

- W -

Waldrop, Bryan 2011

- Y -

Justin Yeager 2017, 18, 19

- Z -

Zapotocky, Verian 1952, 53, 54, 55
Zawadski, Corey 1981, 82

THE WILLIAM MCANDREW ERA

(1921-24)
20-6 (.769)

1923 [12-4]

at Cambria	L	1-6
Hurst	W	8-1
at Cobden	W	14-3
Benton High School	W	10-3
at Cambria	L	2-3
at Southeast Missouri	W	8-1
at Southeast Missouri	W	9-6
Brown Shoe Co.	W	6-1
Carbondale Town Team	W	13-0
Hallidayboro (IL) Coal Co.	W	1-0
Cobden	W	4-1
Cambria	W	4-3
Jackson Coal Co.	L	4-6
Murphysboro	W	7-6
Jackson Coal Co.	W	5-1
Jackson Coal Co.	L	6-7

1924 [8-2]

Cambria (IL) Town Team	L	0-13
Royalton (IL) Town Team	L	9-10
Ill. Central Railroad Shop Team ⁽⁵⁾	W	9-3
Ill. Central Railroad Office Team ⁽⁷⁾	W	7-1
Carterville (IL) Town Team	W ⁽⁸⁾	7-3
Carterville (IL) Town Team	W	8-2
Ill. Central Railroad Office Team ⁽⁸⁾	W	8-2
Royalton (IL) Town Team	W	4-0
Carbondale (IL) Town Team	W	14-2
West Frankfort (IL) Town Team	W	7-5

The baseball program was discontinued after the 1924 season due to "modest interest" in the program.

THE ABE MARTIN ERA

(1947-65)
277-155-2 (.640)

Abe Martin restarted the program after a 23-year lapse in which there was no baseball program. Martin was actually set to bring the program back in 1946, but he broke his jaw in a pre-season collision, so the "Maroons" (as the program was known until 1951-52) didn't play their first official game until 1947. After Martin won a national championship at SIU in men's basketball in 1946, he retired from coaching basketball in part due to his desire to bring a baseball program back to SIU. Martin won 277 games over 19 seasons, and the field at Itchy Jones Stadium is named for him.

1947 [3-5]

4/5	Evansville	W	7-4
5/3	Eastern Illinois	L	4-8
5/3	Eastern Illinois	L	3-7
5/5	Arkansas State	L	2-4
5/10	Shurtleff College	L	7-17
5/14	Arkansas State	W	10-2
5/22	at Shurtleff College	L	3-4
5/29	Eastern Illinois	W	10-3

1948 [4-9, 2-5 Interstate Intercollegiate

Athletic Conference (4th place)]

4/3	Arkansas State	L	2-3
4/10	Illinois State	W	4-3
4/16	Western Illinois	L	6-10
4/17	Western Illinois	L	9-13
4/20	Evansville	W	6-4
4/24	Arkansas State	L	6-9
5/7	Illinois State	W	4-2
5/8	Shurtleff College	L	4-8
5/14	Northern Illinois	L	4-14
5/19	Shurtleff College	W	5-1
5/21	Eastern Illinois	L	5-11
5/25	Evansville	L	3-11
5/29	Eastern Illinois	L	2-9

1949 [7-13, 3-5 Interstate Intercollegiate

Athletic Conference (4th place)]

3/15	at Mississippi College	W	15-4
3/16	at SE Louisiana	L	6-7
3/17	at SE Louisiana	W	15-9
3/19	at Loyola-New Orleans	L	0-7
3/19	at Loyola-New Orleans	L	1-4
4/4	at Evansville	L	3-5
4/9	at Arkansas State	L	2-14
4/16	at Shurtleff College	W	8-1
4/19	Western Illinois	W	9-8
4/19	Western Illinois	L	2-6
4/22	Eastern Illinois	W	3-2
5/2	Evansville	L	0-8
5/5	Eastern Illinois	L	9-10
5/13	Illinois State	L	1-2
5/13	Illinois State	L	0-19
5/14	at Millikin	L	6-13
5/17	Arkansas State	W	6-3
5/21	Shurtleff College	L	2-5
5/28	Northern Illinois	W	1-0
5/28	Northern Illinois	L	2-5

1950 [13-7, 4-3 Interstate Intercollegiate

Athletic Conference (2nd place)]

3/14	at SE Louisiana	W	9-1
3/16	at Loyola-New Orleans	L	0-7
3/17	at Loyola-New Orleans	L	2-16
3/13	at Millsaps	W	21-2
3/18	at Mississippi College	W	11-5
4/1	at Arkansas State	W	6-4
4/10	Nebraska	L	0-10
4/11	Millikin	W	12-8
4/14	Eastern Illinois	W	7-6
4/15	Washington (Mo.)	W	5-0
4/18	Evansville	W	10-8
4/21	at Northern Illinois	L	11-12
4/21	at Northern Illinois	L	2-3
4/24	Arkansas State	W	9-3
4/28	Illinois State	W	6-5
5/6	at Western Illinois	W	8-2
5/6	at Western Illinois	W	3-2
5/12	Eastern Illinois	L	7-12
5/13	at Washington (Mo.)	L	1-4
5/22	Evansville	W	17-9

1951 [15-10, 7-4 Interstate Intercollegiate

Athletic Conference (3rd place)]

3/12	at SE Louisiana	L	1-2
3/13	at SE Louisiana	W	4-2
3/14	at Loyola-New Orleans	W	9-8
3/15	at Loyola-New Orleans	L	4-9
3/16	at NW Louisiana	L	5-9
3/17	at NW Louisiana	W	3-0
3/31	at Arkansas State	W	8-6
4/6	Harris Stowe State	W	11-3
4/13	Central Michigan	L	6-8
4/14	Central Michigan	W	13-4
4/20	at Western Illinois	L	2-4
4/23	Arkansas State	L ⁽¹⁰⁾	2-3
4/24	Washington (Mo.)	W	15-1
4/27	at Eastern Illinois	W	5-4
4/27	at Eastern Illinois	L	2-3
5/1	at Washington (Mo.)	W	15-6
5/4	Eastern Michigan	W	7-4
5/4	Eastern Michigan	W	6-5
5/12	Millikin	W	3-2
5/15	Saint Louis	L	6-7
5/18	Northern Illinois	W	5-4
5/18	Northern Illinois	W	4-2
5/22	Saint Louis	L	1-2
5/25	at Illinois State	L	1-14
5/25	at Illinois State	W	9-1

1952 [17-5, 9-1 Interstate Intercollegiate

Athletic Conference (1st place)]

3/11	at Loyola-New Orleans	L	3-8
3/12	at Loyola-New Orleans	L	6-10
3/13	at Mississippi College	W	10-1
3/14	at Mississippi College	W	11-1
3/15	at Louisiana State	W	7-3
4/8	Washington (Mo.)	W	5-4
4/15	Millikin	W	6-5
4/18	Central Michigan	W	3-1
4/18	Central Michigan	W	6-2
4/25	at Eastern Michigan	W	10-7
4/25	at Eastern Michigan	W	7-1
4/29	at Washington (Mo.)	L	12-13
5/3	Arkansas State	W	17-6
5/3	Arkansas State	W	14-3
5/9	at Illinois State	W	7-0
5/9	at Illinois State	L	3-4
5/16	Northern Illinois	W	4-3
5/16	Northern Illinois	W	8-5
5/20	Eastern Illinois	W	5-4
5/20	Eastern Illinois	W	4-1

[^] SIU freshman Ron Hagler pitched a seven-inning no-hitter.

"It gave SIU the IIAAC baseball championship. 'Was that a no-hitter?' Hagler said in surprise as he walked off the mound. He realized his teammates were happy over the conference championship, but he had not realized he had a no-hitter. He walked eight men, four in the last inning to give the Panthers their only run. The bases were loaded when he fanned Ward to end the game."

- The Southern Illinoisian, May 22, 1952

5/30	Bradley	W	3-2
5/31	Bradley	L	4-9

1953 [17-8, 7-3 Interstate Intercollegiate Athletic Conference (3rd place)]

3/9	at Louisiana-Lafayette	W	10-4
3/10	at Louisiana-Lafayette	W	8-4
3/11	at Louisiana-Lafayette	W	14-7
3/12	at Loyola-New Orleans	L	4-6
3/13	at Loyola-New Orleans	L	2-4
3/14	at SE Louisiana	W	8-4
4/6	at Arkansas State	W	5-1
4/6	at Arkansas State	W	5-2
4/17	Eastern Michigan	W	14-2
4/17	Eastern Michigan	W	5-2
4/21	Washington (Mo.)	L	4-5
5/1	Illinois State	W	14-5
5/1	Illinois State	W	13-3
5/8	at Northern Illinois	W	3-0
5/8	at Northern Illinois	L	2-3
5/12	Arkansas State	W	9-0

^ SIU pitcher Wayne Grandcolas pitched a 9-inning no-hitter. 9 K, 4 BB, 2 HBP, 1 reached on error

"The junior southpaw from Belleville had nine strikeouts. Good defensive plays by 3B Wayne Williams, SS Roger Wells and Grandcolas himself helped prevent hits. Catcher Jack Chor also assisted by picking two men off first. Then, in the second game of the doubleheader, Grandcolas was a pinch hitter in the ninth inning and laid down a sacrifice bunt that set up the winning run.

- The Southern Illinoisan, May 12, 1953

5/12	Arkansas State	W	4-3
5/15	at Eastern Illinois	L	4-5
5/15	at Eastern Illinois	L	3-4
5/18	Saint Louis	L	2-3
5/22	Western Illinois	W	3-2
5/22	Western Illinois	W	6-1
5/27	Evansville	W	2-1
5/29	at Bradley	W	9-8
5/30	at Bradley	L	4-8

1954 [11-15-1, 7-5 Interstate Intercollegiate Athletic Conference (3rd place)]

3/15	at Louisiana-Lafayette	L	5-7
3/16	at Louisiana-Lafayette	L	1-10
3/17	at Louisiana-Lafayette	W	3-1
3/18	at Loyola-New Orleans	L	5-9
3/19	at Loyola-New Orleans	T	0-0
3/20	at Mississippi College	L	1-4
3/27	at Arkansas State	W	13-4
3/27	at Arkansas State	L	6-7
4/13	Taylor	W	11-4
4/16	at Eastern Michigan	L	3-4
4/16	at Eastern Michigan	W	6-5
4/23	Bradley	L	1-2
4/24	Bradley	L	0-3
4/30	at Illinois State	L	4-6
4/30	at Illinois State	L	3-7
5/4	Illinois	L	4-7
5/7	Northern Illinois	W	6-0
5/7	Northern Illinois	W	5-4
5/11	at Washington (Mo.)	L	1-5
5/14	Eastern Illinois	W	5-3
5/14	Eastern Illinois	L	1-5
5/18	at Saint Louis	W	9-6
5/19	at Western Illinois	W	9-2
5/19	at Western Illinois	W	7-3
5/28	Central Michigan	L	2-3
5/28	Central Michigan	W	10-4

1955 [16-8, 6-4 Interstate Intercollegiate Athletic Conference (2nd place)]

3/14	at Louisiana-Lafayette	W	7-6
3/15	at Louisiana-Lafayette	L	4-7
3/16	at Louisiana-Lafayette	L	4-7
3/17	at Louisiana-Lafayette	W	9-1
3/18	at SE Louisiana	L	1-7
3/19	at SE Louisiana	W	10-7
4/5	Taylor	W	13-0
4/6	Taylor	W	15-4
4/9	Saint Louis	W	3-2
4/14	Illinois	W	8-7
4/16	Evansville	W	13-0
4/18	Wheaton	W	7-6
4/23	Illinois State *	L	2-4
4/23	Illinois State *	W	8-7
4/26	Arkansas State	W	5-3
4/29	at Northern Illinois*	W	11-8
4/29	at Northern Illinois*	W	8-2
5/6	at Eastern Illinois*	W	4-3
5/6	at Eastern Illinois*	W	8-5
5/10	at Evansville	L	1-5
5/18	at Eastern Michigan*	L	10-18
5/18	at Eastern Michigan*	L	11-12
5/20	at Central Michigan*	L	2-4
5/20	at Central Michigan*	W	4-2

* = IAC game

1956 [14-10, 8-4 Interstate Intercollegiate Athletic Conference (2nd place)]

3/19	at Louisiana-Lafayette	L	4-6
3/20	at Louisiana-Lafayette	W	8-4
3/21	at Louisiana-Lafayette	L	4-7
3/23	at Northwest Louisiana	W	2-0
3/24	at Northwest Louisiana	L	4-9
3/30	ILLINOIS WESLEYAN	W	11-3
3/31	at Arkansas State	L	3-4
4/14	ILLINOIS STATE*	L	2-5
4/14	ILLINOIS STATE*	L	4-6
4/18	at Illinois	L	2-15
4/21	NORTHERN ILLINOIS*	W	5-3
4/21	NORTHERN ILLINOIS*	L	7-11
4/25	EVANSVILLE	W	9-3
4/28	EASTERN ILLINOIS*	W	5-0
4/28	EASTERN ILLINOIS*	W	20-5
5/2	WASHINGTON (MO.)	W	8-4
5/5	at Western Illinois*	W	5-3
5/5	at Western Illinois*	W	7-3
5/9	at Saint Louis	W	9-3
5/12	CENTRAL MICHIGAN*	L	1-2
5/12	CENTRAL MICHIGAN*	W	4-3
5/19	at Eastern Michigan*	W	8-3
5/19	at Eastern Michigan*	W	3-2
5/25	at Bradley	L	1-2

* = IAC game

1957 [14-9, 7-5 Interstate Intercollegiate Athletic Conference (3rd place)]

3/22	at Louisiana-Lafayette	L	5-6
3/23	at Louisiana-Lafayette	L	7-8
3/25	at Northwest Louisiana	L	0-1
3/26	at Northwest Louisiana	L ⁽¹⁰⁾	4-7
3/27	at Northwest Louisiana	W	3-1
3/28	at Louisiana Tech	W	9-1
3/29	at Delta State	W	7-2
3/30	at Arkansas State	W	9-4
4/13	at Northern Illinois	L	5-6
4/13	at Northern Illinois	L	9-10
4/20	at Eastern Illinois	W	6-2
4/20	at Eastern Illinois	W	5-3
4/26	Western Illinois	L	2-4
4/26	Western Illinois	W	3-2
4/29	Evansville	W	4-3
5/4	at Central Michigan	L ⁽¹⁵⁾	0-1
5/4	at Central Michigan	W	4-3
5/7	at Washington (Mo.)	W	3-1
5/11	Eastern Michigan	W	7-5
5/11	Eastern Michigan	L	2-4
5/13	at Evansville	W	5-2
5/25	Illinois State	W ⁽⁷⁾	2-1
5/25	Illinois State	W ⁽⁷⁾	3-2

1958 [18-8, 10-3 Interstate Intercollegiate Athletic Conference (1st Place)]

3/20	at Mississippi	L	8-11
3/21	at Louisiana State	L	4-5
3/22	at Louisiana State	L	10-13
3/26	at NW Louisiana	W	12-3
3/26	at NW Louisiana	W	13-2
3/27	at Louisiana Tech	L	5-7
3/28	at Louisiana Tech	W	11-4
4/3	QUINCY	W	7-3
4/7	SAINT LOUIS	W	6-1
4/12	EASTERN ILLINOIS*	W	3-0
4/12	EASTERN ILLINOIS*	W	17-5
4/15	ILLINOIS	W	9-5
4/18	at Western Illinois*	W ⁽¹⁰⁾	7-6
4/19	at Western Illinois*	W	11-0
4/19	at Western Illinois*	W ⁽⁶⁾	4-0
4/25	CENTRAL MICHIGAN*	W	2-1
5/2	EASTERN MICHIGAN*	L	11-13
5/16	at Illinois State*	L	12-13
5/17	at Illinois State*	W	14-0
5/17	at Illinois State*	L	2-6
5/23	NORTHERN ILLINOIS*	W	5-4
5/24	NORTHERN ILLINOIS*	W	2-1
5/24	NORTHERN ILLINOIS*	W	3-2
5/30	BRADLEY	W	5-2
5/31	BRADLEY	L	6-7

1959 [26-8, 14-3 Interstate Intercollegiate Athletic Conference (1st place)]

3/23	at Louisiana Lafayette	L	0-1
3/23	at Louisiana Lafayette	W	12-9
3/24	at Louisiana Lafayette	W	9-2
3/25	at Louisiana State	W	11-6
3/26	McNeese St. (Shreveport, La.)	W	13-2
3/28	Illinois State (Shreveport, La.)	L	4-7
	NORTHERN ILLINOIS	W	7-4
4/4	ILLINOIS	L	5-9
4/4	ILLINOIS	W (4)	6-0
4/10	WESTERN ILLINOIS	W	13-1
4/11	WESTERN ILLINOIS	L	5-7
4/11	WESTERN ILLINOIS	W	10-3
4/13	at Southeast Missouri	W	7-3
4/17	CENTRAL MICHIGAN	W	7-5
4/18	at Central Michigan	L	7-10
4/18	at Central Michigan	W	2-0
4/24	EASTERN MICHIGAN	W	15-4
4/25	EASTERN MICHIGAN	W	7-1
4/25	EASTERN MICHIGAN	W	9-4
4/28	at Washington (Mo.)	W	11-8
5/1	SOUTHEAST MISSOURI	W	12-2
5/5	at Evansville	W	12-2
5/8	ILLINOIS STATE	W	10-5
5/9	ILLINOIS STATE	W	4-2
5/9	ILLINOIS STATE	W	4-3
5/15	at Northern Illinois	L	6-9
5/16	at Northern Illinois	W	6-4
5/16	at Northern Illinois	W	8-1
5/19	EVANSVILLE	W	7-2
5/23	at Eastern Illinois	W	9-7
5/23	at Eastern Illinois	W	8-2

**NAIA TOURNAMENT
(AT ALPINE, TEXAS)**

6/2	(N) Western Washington	L (10)	2-3
6/3	at Sul Ross	W	5-0
6/5	(N) Nebraska-Omaha	L	1-6

1960 [18-14, 11-5 Interstate Intercollegiate Athletic Conference (1st place)]

	Northern Illinois	L	0-12
3/21	at SE Louisiana	W	8-2
3/22	at SE Louisiana	L	8-16
3/23	at SE Louisiana	W	10-2
3/24	at Loyola-New Orleans	L	4-9
3/25	at Loyola-New Orleans	L	1-4
3/25	at Nicholls State	L	0-5
3/26	at Nicholls State	L	1-5
4/2	at Southeast Missouri	W	4-3
4/7	WHEATON COLLEGE	W	7-1
4/9	SOUTHEAST MISSOURI	L	7-10
4/15	CENTRAL MICHIGAN	W	4-3
4/16	CENTRAL MICHIGAN	W	6-4
4/16	CENTRAL MICHIGAN	L	1-3
4/22	at Eastern Michigan	W	5-1
4/23	at Eastern Michigan	W	6-5
4/23	at Eastern Michigan	W	5-3
4/26	at Evansville	W	13-2
4/30	WASHINGTON (MO.)	W	8-4

5/7	ILLINOIS STATE	L	10-11
5/7	ILLINOIS STATE	W	7-4
5/10	SOUTHEAST MISSOURI	W	10-5
5/13	NORTHERN ILLINOIS	W	8-7
5/14	NORTHERN ILLINOIS	W	8-7
5/14	NORTHERN ILLINOIS	W	2-0
5/21	EASTERN ILLINOIS	L	3-8
5/21	EASTERN ILLINOIS	W	3-2
5/27	at Western Illinois	W	7-3
5/28	at Western Illinois	L	4-5
5/28	at Western Illinois	L	1-2

**NAIA TOURNAMENT
(AT SIOUX CITY, IOWA)**

6/6	(N) Southern University	L	1-3
6/7	(N) Indiana U of Penn.	L	1-2

1961 [26-10-2, 12-4 Interstate Intercollegiate Athletic Conference (1st place)]

3/18	at SE Louisiana	W	7-6
3/20	at SE Louisiana	W	9-5
3/21	at SE Louisiana	L	5-13
3/22	at Louisiana-Lafayette	W	9-2
3/22	at Louisiana-Lafayette	W	11-2
3/23	at Louisiana-Lafayette	W	4-0
3/24	at Louisiana-Lafayette	L	1-5
3/24	at Louisiana-Lafayette	W	5-3
3/25	at Louisiana-Lafayette	W	10-8
3/25	at Louisiana-Lafayette	W	8-3
	NORTHERN ILLINOIS	L	4-8
3/28	PURDUE	W	8-6
4/3	INDIANA	L	0-6
4/4	INDIANA	T (10)	3-3
4/5	INDIANA	L	3-8
4/8	SAINT LOUIS	W (6)	16-0
4/14	EASTERN MICHIGAN	W	5-0
4/18	EVANSVILLE	W	17-1
4/22	at Southeast Missouri	L	4-5
4/22	at Southeast Missouri	W	13-1
4/25	at Washington (Mo.)	T	5-5
4/28	ILLINOIS STATE	W	9-8
4/29	ILLINOIS STATE	W	7-3
4/29	ILLINOIS STATE	L	4-6
5/3	SOUTHEAST MISSOURI	W	8-7
5/5	at Northern Illinois	W	4-2
5/6	at Northern Illinois	W	8-6
5/6	at Northern Illinois	W	4-3
5/12	at Eastern Illinois	L	0-4
5/13	at Eastern Illinois	W	6-0
5/13	at Eastern Illinois	W	7-2
5/16	at Saint Louis	W (10)	6-3
5/19	WESTERN ILLINOIS	W	10-5
5/20	WESTERN ILLINOIS	W	7-5
5/20	WESTERN ILLINOIS	W	18-3
5/26	at Central Michigan	L	3-4
5/27	at Central Michigan	W	14-3
5/27	at Central Michigan	L	7-8

1962 [18-14, 12-4 Interstate Intercollegiate Athletic Conference (1st Place)]

3/20	at Arizona State	W	4-1
3/21	at Arizona State	L	4-9
3/21	at Arizona State	L	0-10
3/22	at Arizona State	L	9-10
3/23	at Arizona State	L	2-6
3/24	at Arizona State	L	2-6
3/24	at Arizona State	L	0-5
4/7	at Saint Louis	L	6-7
4/7	at Saint Louis	L	3-6
4/14	at Southeast Missouri	W	18-3
4/14	at Southeast Missouri	W	12-0
4/17	Washington (Mo.)	W	17-6
4/20	at Illinois State	L	0-10

^ Illinois State pitcher Bill Evans pitched a no-hitter.

4/21	at Illinois State	W	4-3
4/21	at Illinois State	W	6-0
4/23	at Indiana	L	2-4
4/24	at Indiana	L	3-4
4/24	at Indiana	W	12-2
4/27	NORTHERN ILLINOIS	W	5-2
5/4	EASTERN ILLINOIS	W	6-0
5/5	EASTERN ILLINOIS	W	9-0
5/5	EASTERN ILLINOIS	W	8-3
5/7	SOUTHEAST MISSOURI	W	9-6
5/11	at Western Illinois	W	9-1
5/12	at Western Illinois	W	7-2
5/12	at Western Illinois	L	4-7
5/18	CENTRAL MICHIGAN	W	6-3
5/19	CENTRAL MICHIGAN	L	2-4
5/19	CENTRAL MICHIGAN	L	4-6
5/25	at Eastern Michigan	W	13-7
5/25	at Eastern Michigan	W	2-0
5/25	at Eastern Michigan	W	7-3

1963 [16-11] INDEPENDENT

3/21	at North Carolina State	L	0-9
3/22	at North Carolina	W	6-4
3/23	at North Carolina	L	4-6
3/25	at East Carolina	L	2-6
3/27	at Wake Forest	L	5-7
3/27	at Wake Forest	L	0-5

^ SIU pitcher Ed Walter struck out 19 batters, an SIU record (old record was 13 by Harry Gurley)

4/5	SAINT LOUIS	W	5-2
4/10	SAINT JOSEPH'S	W	2-1
4/10	SAINT JOSEPH'S	W	5-2
4/13	at Washington (Mo.)	L (6)	8-9
4/13	at Washington (Mo.)	W (6)	7-5
4/15	CENTRAL MICHIGAN	L	1-8
4/15	CENTRAL MICHIGAN	L	4-8
4/20	at Arkansas State	L	0-1
5/4	MEMPHIS	L	3-7
5/4	MEMPHIS	W	8-2
5/7	SOUTHEAST MISSOURI	W	12-4
5/8	TULSA	W	6-1
5/11	ARKANSAS STATE	W	3-1
5/11	ARKANSAS STATE	W	1-0
5/15	at Evansville	W	14-1
5/22	EVANSVILLE	W	4-3
5/23	SOUTHEAST MISSOURI	W	3-1
5/25	at Cincinnati	W	25-6

^ SIU scored 13 runs in the 2nd inning; had 23 hits in the game

5/25	at Cincinnati	W	6-1
6/1	at Menard	W	3-0

1964 [24-7] INDEPENDENT

3/20	at Houston	W	5-4
3/20	at Houston	W	7-2
3/21	at Houston	L	2-6
3/23	at Sam Houston State	L	2-16
3/23	at Sam Houston State	L	0-1
3/24	at Sam Houston State	L	1-13
3/24	at Sam Houston State	L	1-5
3/25	at Sam Houston State	W	9-1
3/25	at Sam Houston State	L	2-5
3/29	ILLINOIS STATE	W	6-3
4/7	at Evansville	W	7-1
4/11	KENTUCKY WESLEYAN	W	9-2
4/11	KENTUCKY WESLEYAN	W	13-0
4/18	at Arkansas State	W	2-1
4/18	at Arkansas State	W	5-1
4/21	at Southeast Missouri	W	5-3
4/28	WASHINGTON (MO.)	W	9-2
5/1	at Tulsa	W	4-1
5/1	at Tulsa	W	6-1
5/5	SOUTHEAST MISSOURI	W	8-5
5/9	at Menard	W	6-0
5/12	EVANSVILLE	W	18-1
5/16	ARKANSAS STATE	W	12-1
5/16	ARKANSAS STATE	W	3-1
5/22	at Parsons College	W	11-0
5/23	at Parsons College	W	9-8
5/23	at Parsons College	L	6-10
5/30	at Saint Louis	W	3-1
5/30	at Saint Louis	W	8-1

**NCAA MIDEAST REGIONAL
(COLLEGE DIVISION)**

(AT UNION UNIVERSITY // JACKSON, TENN.)

6/4	(N) Youngstown State	W	11-5
6/5	at Union	W	7-2

1965 [19-7] INDEPENDENT

3/22	at Sam Houston State	L	4-9
3/22	at Sam Houston State	L	6-7
3/23	at Sam Houston State	L	3-6
3/24	at Sam Houston State	L	4-8
4/8	ILLINOIS COLLEGE	W	18-1
4/10	at Kentucky Wesleyan	W	7-0
4/10	at Kentucky Wesleyan	W	2-1
4/13	at Ohio State	L	0-9
4/17	ARKANSAS STATE	W	12-5
4/20	EVANSVILLE	W	19-4
4/24	CINCINNATI	W	4-1
4/24	CINCINNATI	W	3-0
4/27	at Washington (Mo.)	W	7-4
4/30	SOUTHEAST MISSOURI	W	13-8
5/3	ARKANSAS STATE	W	11-3
5/7	SOUTHEAST MISSOURI	W	3-0
5/10	TULSA	W	13-1
5/10	TULSA	W	7-1
5/12	at Evansville	W	4-1
5/21	PARSONS COLLEGE	W	7-0
5/22	PARSONS COLLEGE	W	2-0
5/22	PARSONS COLLEGE	L	5-8
5/29	SAINT LOUIS	W	5-2
5/29	SAINT LOUIS	W	6-1

**NCAA MIDEAST REGIONAL
(AT SIU)**

6/3	OHIO WESLEYAN	W	6-1
6/4	WESTERN ILLINOIS	L ⁽¹⁰⁾	3-6

Following the 1965 season, SIU transitioned from what was known as the "College Division" of the NCAA to the "University Division." In modern terms, this was SIU's transition from NCAA Division II to NCAA Division I.

THE JOE LUTZ ERA

(1966-69) // 130-48-2 (.727)

Joe Lutz coached at Parsons College in 1965 and won two out of three games against SIU. Southern's head coach Abe Martin was so impressed with the program that he recommended Lutz replace him at SIU when he retired following the season. Lutz immediately took the program to new heights, reaching SIU's first-ever NCAA Tournament in his first season and the program's first-ever College World Series in his third season. In Lutz's second season, SIU fell one game shy of the College World Series, losing 1-0 in 12 innings to Western Michigan. The Salukis were one strike away from the national championship in 1968, taking a 3-2 lead into the ninth inning, but USC hit a two-out, two-strike walk-off triple to win, 4-3. SIU earned a No. 1 national ranking and a spot in the College World Series again in 1969. Lutz turned over the program to Itchy Jones and went on to work in the Cleveland Indians front office in 1970 and was Cleveland's first-base coach in 1971.

1966 [27-17] INDEPENDENT

3/20	(N) Saint Edwards	L	4-5
3/21	(N) Sul Ross	L	4-5
3/22	(N) Pan American	W	7-6
3/22	(N) Fort Sam Houston	W	4-0
3/23	(N) Trinity	L	0-2
3/23	(N) Sam Houston State	L	6-7
3/24	at Baylor	L	4-8
3/24	(N) Saint Mary's	W	5-1
3/24	(N) Texas Lutheran	L ⁽¹¹⁾	4-5
3/25	at Sam Houston State	W	5-2
3/26	at Sam Houston State	W	5-1
4/2	MEMPHIS	W	7-3
4/2	MEMPHIS	W	3-0
4/4	CENTRAL MICHIGAN	L	7-17
4/4	CENTRAL MICHIGAN	W	1-0
4/9	at Tulsa	W	6-2
4/9	at Tulsa	W	4-0
4/14	MOORHEAD STATE (MINN.)	W	8-0
4/14	MOORHEAD STATE (MINN.)	W	10-1
4/15	at Saint Joseph's	W	13-1
4/16	at Arkansas State	L	0-1
4/16	at Arkansas State	W	11-3
4/22	at Quincy	W	5-0
4/29	at Central Missouri	W	5-1
4/29	at Central Missouri	W	6-2
5/4	at Southeast Missouri	L ⁽¹¹⁾	2-3
5/4	at Southeast Missouri	W	3-2
5/5	at Arkansas	W	11-0
5/6	at Arkansas	W	7-0
5/14	KENTUCKY WESLEYAN	L	5-10
5/14	KENTUCKY WESLEYAN	W	7-0
5/15	at Saint Louis	W	3-0
5/15	at Saint Louis	L	2-4
5/20	ILLINOIS COLLEGE	W	8-3
5/21	PARSONS COLLEGE	L	2-4
5/21	PARSONS COLLEGE	L	4-8
5/22	PARSONS COLLEGE	L	3-4
5/24	at Illinois	L	3-4
5/28	at Pittsburgh	W	10-1
5/28	at Pittsburgh	W	11-0
5/29	at Duquesne	W	9-0

**NCAA DISTRICT IV PLAYOFFS
(AT COLUMBUS, OHIO)**

6/2	(N) Western Michigan	L	4-18
6/3	(N) Valparaiso	L (12)	3-4

1967 [29-8-1] INDEPENDENT

3/17	at Tulane	W	3-1
3/18	at Tulane	W	9-5
3/20	at SE Louisiana	W	10-1
3/20	at SE Louisiana	W	4-1
3/21	at SE Louisiana	W	6-4
3/23	PENSACOLA NAVAL BASE	W	13-7
3/24	PENSACOLA NAVAL BASE	W	7-4
3/27	at Lipscomb	W	12-2
3/29	WINONA STATE	W	8-2
3/30	WINONA STATE	W ⁽¹⁰⁾	3-2
3/31	WINONA STATE	W	4-2
4/1	BALL STATE	L	3-4
4/1	QUINCY	W	8-0
4/2	TENNESSEE TECH	W	8-1
4/2	TENNESSEE TECH	W ⁽⁵⁾	6-0
4/7	at Memphis	L	3-5
4/8	at Memphis	L	2-5
4/8	at Memphis	W	16-0
4/13	MOORHEAD STATE (MINN.)	W ⁽⁸⁾	3-2
4/13	MOORHEAD STATE (MINN.)	T ⁽⁷⁾	0-0
4/14	EASTERN ILLINOIS	W	14-0
4/14	ARKANSAS STATE	W	3-1
4/15	ILLINOIS	W	7-6
4/16	WESTERN ILLINOIS	W	5-0
4/17	INDIANA STATE	W	3-1
4/17	INDIANA STATE	W	14-8
4/21	at Ohio State	L	0-3
4/21	at Ohio State	W	3-2
4/22	at Ohio State	W	7-5
4/22	at Ohio State	L	0-12
4/28	at Western Kentucky	L ⁽¹⁰⁾	0-1
4/29	at Western Kentucky	W	8-1
4/29	at Western Kentucky	W	2-1
5/20	UT MARTIN	W	3-0
5/20	UT MARTIN	W	8-2

**NCAA DISTRICT IV
(AT SIU)**

5/25	WESTERN MICHIGAN	W	2-1
5/26	OHIO STATE	L	4-5
5/28	WESTERN MICHIGAN	L (10)	0-1

1968 [37-14] (Independent)

3/16	at New Mexico	L	3-8
3/16	at New Mexico	W	10-4
3/18	at Arizona State	L	0-8
3/19	at Arizona State	L	0-4
3/20	at Arizona State	W	3-1
3/21	at Arizona	L	3-6
3/22	at Arizona	W	4-2
3/23	at Arizona	W	6-4
3/23	at Arizona	L	6-7
3/24	(N) Northern Arizona	L	1-8
3/25	(N) Grand Canyon	W	7-4
3/29	(N) Wake Forest	W	4-2
3/29	at Florida State	L	0-6
3/30	(N) Wake Forest	W	7-0
3/30	at Florida State	L	4-8
4/1	at Florida State	L	3-5
4/2	MONMOUTH	W	4-0
4/2	MONMOUTH	W	3-1
4/5	MEMPHIS	L	5-15
4/9	MCKENDREE	W	11-1
4/10	WISCONSIN-STEVENS POINT	W	12-2
4/11	WISCONSIN-STEVENS POINT	W	14-3
4/12	AIR FORCE	W	3-1
4/12	MOORHEAD STATE (MINN.)	W	2-0



4/15	MACMURRAY COLLEGE	W	5-1
4/20	OHIO STATE	W	8-1
4/20	OHIO STATE	W	12-4
4/21	OHIO STATE	W	3-1
4/21	OHIO STATE	L	0-7
4/23	at Indiana State	W	18-5
4/23	at Indiana State	W	14-8
4/26	at Washington (Mo.)	W	7-3
4/27	WESTERN KENTUCKY	W	4-0
4/27	WESTERN KENTUCKY	W	11-2
4/28	at Quincy	W	5-3
4/30	GREENVILLE	W	9-0
5/3	at Wyoming	W	8-5
5/4	at Wyoming	W	2-1
5/4	at Wyoming	L	3-9
5/7	EVANSVILLE	W	3-2
5/12	SAINT LOUIS	W	5-4
5/17	at UT Martin	W	3-0
5/24	ILLINOIS COLLEGE	W	14-0

**NCAA DISTRICT IV PLAYOFFS
(AT MINNEAPOLIS)**

5/30	(N) Ohio	W	6-3
6/1	(N) Minnesota	W	10-9
6/2	(N) Ohio	W	3-0

**COLLEGE WORLD SERIES (2ND PLACE)
(OMAHA, NEB.)**

6/10	(N) North Carolina State	L	6-7
6/11	(N) Harvard	W ⁽¹¹⁾	2-1
6/13	(N) Oklahoma State	W	7-1
6/14	(N) St. John's	W	15-0
6/15	(N) Southern California	L	3-4

1969 [36-9-1] INDEPENDENT

3/14	at Louisiana State	W	3-0
3/14	at Louisiana State	W ⁽⁶⁾	8-1
3/15	at Louisiana State	W	4-2
3/19	at Texas El Paso	L	1-2
3/20	at Texas El Paso	W	9-7
3/21	at New Mexico State	W	8-2
3/22	at New Mexico State	W	6-3
3/23	(N) Wyoming	T	6-6
3/24	(N) Wyoming	W	8-0
3/25	(N) Wyoming	W	5-0
3/26	at Arizona State	L	3-4
3/28	at Florida State	W	1-0
3/29	at Florida State	L ⁽¹²⁾	4-5
3/29	at Florida State	L	1-3
3/31	MONMOUTH	W	7-0
3/31	MONMOUTH	W	12-0
4/3	MILLIKIN	W	6-0
4/4	at Memphis	W ⁽⁵⁾	9-1
4/6	MOORHEAD STATE (MINN.)	W	11-0
4/7	MOORHEAD STATE (MINN.)	W	9-0
4/8	MOORHEAD STATE (MINN.)	W	11-0
4/15	MCKENDREE	W	8-1
4/18	WESTERN KENTUCKY	W	7-2
4/20	ILLINOIS	W	5-1
4/20	SAINT LOUIS	W	8-2
4/22	WASHINGTON (MO.)	W	21-6
4/25	at Western Kentucky	W	10-3
4/26	at Western Kentucky	W	6-2
4/26	at Western Kentucky	L	0-1
4/29	UT MARTIN	W	19-4
4/30	GREENVILLE	W	18-0
5/2	INDIANA STATE	W	11-1
5/3	INDIANA STATE	W	10-1
5/3	INDIANA STATE	W	9-3
5/6	at Evansville	W	22-2
5/9	NORTHERN ILLINOIS	W	2-0
5/9	NORTHERN ILLINOIS	W	10-1
5/10	NORTHERN ILLINOIS	W	8-4
5/10	NORTHERN ILLINOIS	W	6-2
5/24	BALL STATE	L	3-7
5/24	BALL STATE	L	3-4

**NCAA DISTRICT IV
(AT MINNEAPOLIS)**

5/29	(N) Ball State	W	15-6
5/30	(N) Minnesota	W (11)	4-3
5/31	(N) Ball State	W	4-3

**NCAA COLLEGE WORLD SERIES
(OMAHA, NEB.)**

6/14	(N) Massachusetts	L	0-2
6/16	(N) Mississippi	L	1-8

THE ITCHY JONES ERA

(1970-90)

OVERALL: 738-345-5 (.681)
MVC: 87-78 (.527)

Richard "Itchy" Jones made Saluki Baseball one of the nation's preeminent programs. Under Itchy's guidance, the Salukis made three College World Series appearances, finishing second once and third in the nation twice. SIU finished the season ranked in the national top-25 ten times in Itchy's 21 seasons coaching SIU. In the 1970s, Southern Illinois had the second-best winning percentage in all of college baseball. Jones left SIU for Illinois after a 49-14 season in 1990, which remains the program's most recent MVC championship and NCAA Tournament appearance. In 2014 after a complete renovation, SIU dedicated its home park, "Itchy Jones Stadium." In 2020, Jones became the first baseball coach inducted into the Missouri Valley Conference Hall of Fame.

1970 [29-8] INDEPENDENT

3/21	(N) Auburn	W	8-2
3/23	at Florida	W	9-1
3/24	at Florida	W	13-10
3/27	at Florida State	L	1-6
3/31	MONMOUTH	W	3-2
3/31	MONMOUTH	W	14-3
4/3	MEMPHIS	W	10-0
4/4	MEMPHIS	W	5-3
4/4	MEMPHIS	W	5-0
4/5	MACMURRAY COLLEGE	W	3-1
4/6	MOORHEAD STATE (MINN.)	W	26-3
4/7	MOORHEAD STATE (MINN.)	W	11-1
4/8	MOORHEAD STATE (MINN.)	W	5-0
4/10	at Tulsa	L	1-2
4/11	at Tulsa	L	1-10
4/13	at Mississippi	L	5-10
4/21	WASHINGTON (MO.)	W	10-1
4/25	WESTERN KENTUCKY	W	11-4
4/25	WESTERN KENTUCKY	L	8-9
4/26	at Saint Louis	W	6-4
5/1	at Northern Illinois	W	15-5
5/5	EVANSVILLE	W	20-5
5/6	at UT Martin	W	4-1
5/8	ARKANSAS STATE	W	12-2
5/9	ARKANSAS STATE	W	2-0
5/9	ARKANSAS STATE	W	6-1
5/16	at Indiana State	W	3-2
5/16	at Indiana State	W	8-4
5/16	at Indiana State	W	6-2
5/22	at Ball State	W	5-1
5/23	at Ball State	W	12-1
5/23	at Ball State	L	1-4

**NCAA DISTRICT IV PLAYOFFS
(AT COLUMBUS, OHIO)**

6/4	(N) Notre Dame	W	10-2
6/5	(N) Ohio	L	0-7
6/5	(N) Notre Dame	W	1-0
6/6	(N) Ohio	L	5-8

1971 [43-9, Midwestern Conference 11-1 (1st place)]

3/21	at UNLV	W	2-1
3/22	(N) California - Irvine	W	4-1
3/23	at Cal. St.- Los Angeles	L	5-10
3/23	(N) Cal Poly - Pomona	L	3-4
3/24	(N) Chapman	W ⁽⁷⁾	8-2
3/25	(N) Cal State-Fullerton	W	9-3
3/26	(N) UCLA	L	5-6
3/27	(N) Cal Poly-Pomona	W	6-0
3/29	at New Mexico	W	13-11
3/31	MONMOUTH	W	9-6
3/31	MONMOUTH	W	17-3
4/2	MEMPHIS	W	6-2
4/3	MEMPHIS	L	3-4
4/3	MEMPHIS	W	6-2
4/4	MACMURRAY COLLEGE	W	10-0
4/4	MACMURRAY COLLEGE	W	8-1
4/9	TULSA	W	9-2
4/10	TULSA	W	9-1
4/10	TULSA	W	5-4
4/12	MISSISSIPPI	W	5-4
4/16	ILLINOIS	W	14-1
4/17	ILLINOIS	W	7-6
4/17	ILLINOIS	W	6-2
4/20	at Washington (Mo.)	W	5-1
4/23	INDIANA STATE	W	9-3
4/24	INDIANA STATE	W	5-1
4/24	INDIANA STATE	L	7-9
4/30	at Western Kentucky	W	7-4
5/1	at Western Kentucky	W	5-3
5/1	at Western Kentucky	L	7-8
5/4	at Evansville	W	22-2
5/7	ILLINOIS STATE	W	13-6
5/8	ILLINOIS STATE	W	7-1
5/8	ILLINOIS STATE	W	12-2
5/14	at Northern Illinois	W	5-4
5/15	at Northern Illinois	W	8-6
5/15	at Northern Illinois	W	17-8
5/18	MCKENDREE	W	9-3
5/18	MCKENDREE	W	7-0
5/21	BALL STATE	W	8-1
5/22	BALL STATE	W	9-1
5/22	BALL STATE	W ⁽¹⁰⁾	7-3

**NCAA DISTRICT IV PLAYOFFS
(AT MICHIGAN STATE)**

5/27	(N) Ohio University	W	5-4
5/28	(N) Cincinnati	L	10-11
5/28	(N) Ohio University	W ⁽¹³⁾	7-1
5/29	(N) Cincinnati	W	6-2
5/29	(N) Cincinnati	W	10-7

**COLLEGE WORLD SERIES (2ND PLACE)
AT OMAHA, NEB.**

6/12	(N) Texas Pan-American	W	5-4
6/13	(N) Southern California	W	8-3
6/14	(N) Tulsa	L	4-9
6/15	(N) Texas Pan-American	W	8-6
6/17	(N) Southern California	L	2-7

1972 [32-8-1, 7-2 Midwestern Conference (2nd place)]

3/18	(N) Austin Peay	W	2-0
3/18	at Columbus State	W	14-2
3/19	at Columbus State	W	8-2
3/20	(N) Michigan State (Miami, Fla.)	W	3-2
3/21	(N) Ohio State (Miami, Fla.)	L	1-4
3/22	at Miami (Fla.)	L	0-6
3/23	(N) Michigan State (Miami, Fla.)	T (10)	2-2
3/24	(N) Ohio State (Miami, Fla.)	W	6-3
3/25	at Miami (Fla.)	W	7-1
3/29	MONMOUTH	W	21-0
3/29	MONMOUTH	W	5-0
3/31	MEMPHIS	W	9-1
4/1	MEMPHIS	W	10-3
4/1	MEMPHIS	W	5-3
4/3	MOORHEAD STATE (MINN.)	W	10-0
4/5	MOORHEAD STATE (MINN.)	W	12-0
4/7	AUSTIN PEAY	W	2-1
4/7	AUSTIN PEAY	L	3-4
4/11	at Illinois	W	6-3
4/16	MACMURRAY COLLEGE	W	4-0
4/16	MACMURRAY COLLEGE	W	16-0
4/19	WASHINGTON (MO.)	W	8-0
4/23	INDIANA STATE	W	2-0
4/23	INDIANA STATE	W	21-2
4/30	WESTERN KENTUCKY	W	8-3
4/30	WESTERN KENTUCKY	W	4-0
5/2	EVANSVILLE	W	13-1
5/5	at Illinois State	L	0-1
5/6	at Illinois State	L	4-5
5/6	at Illinois State	W ⁽¹²⁾	4-3
5/7	at Vanderbilt	L ⁽⁵⁾	1-2
5/11	SAINT LOUIS	W	3-2
5/11	SAINT LOUIS	W	14-4
5/12	NORTHERN ILLINOIS	L	0-4
5/13	NORTHERN ILLINOIS	L	5-6
5/13	NORTHERN ILLINOIS	W	7-4
5/16	MCKENDREE	W	9-0
5/16	MCKENDREE	W	9-1
5/19	at Ball State	W	7-0
5/20	at Ball State	W	4-3
5/20	at Ball State	W	14-0

1973 [37-6]

3/16	at St. Thomas (Fla.)	W	10-2
3/16	at St. Thomas (Fla.)	W	12-1
3/17	at Miami (Fla.)	L	12-13
3/18	at Miami (Fla.)	L	1-12
3/19	(N) Cornell	W	6-3
3/20	at Florida International	W	9-1
3/22	at Florida Southern	W	6-3
3/23	at New Orleans	W ⁽¹²⁾	2-1
3/23	at New Orleans	W	2-1
3/24	at Tulane	W	6-0
4/6	Saint Louis	W	8-0
4/6	Saint Louis	W	2-1
4/10	at Missouri	W	10-4
4/10	at Missouri	L	2-3
4/13	Louisville	W	12-1
4/14	Louisville	W	9-1
4/14	Louisville	W	5-2
4/17	Wisconsin	W	7-2
4/25	Washington (Mo.)	W ⁽¹⁰⁾	5-4
4/27	at Northern Illinois	W	10-2
4/28	at Northern Illinois	W	8-1
4/28	at Northern Illinois	W	5-2
4/30	at Arkansas State	W	5-2
4/30	at Arkansas State	W	8-3
5/4	ILLINOIS STATE	W	19-6
5/5	ILLINOIS STATE	W	4-0
5/5	ILLINOIS STATE	W	7-1
5/6	VANDERBILT	W	4-2
5/6	VANDERBILT	W	3-1
5/8	EASTERN ILLINOIS	W	5-4
5/8	EASTERN ILLINOIS	W	9-2
5/11	CINCINNATI	W	5-1
5/12	CINCINNATI	W	5-0
5/12	CINCINNATI	W	6-5
5/15	MCKENDREE	W	9-0
5/15	MCKENDREE	W	7-4
5/16	EVANSVILLE	W	12-2
5/17	BRADLEY	W	3-1
5/17	BRADLEY	L	2-4

**NCAA DISTRICT IV PLAYOFFS
(AT SIU)**

5/31	MARSHALL	W	5-2
6/1	MINNESOTA	L	0-2
6/1	MIAMI (OHIO)	W	8-1
6/3	MINNESOTA	L ⁽¹⁴⁾	6-7

1974 [50-12]

3/20	at St. Thomas (Fla.)	W	11-0
3/20	at St. Thomas (Fla.)	W	18-3
3/21	at St. Thomas (Fla.)	W	14-1
3/22	at Florida International	L	3-4
3/22	at Florida International	W	9-2
3/23	at Florida International	W	5-4
3/24	(N) Buffalo	L	5-8
3/24	(N) Michigan State	W	3-1
3/25	at Miami (Fla.)	L	1-6
3/27	(N) Montclair State	W	11-6
3/28	(N) Michigan State	L	6-14
3/29	at Miami (Fla.)	L	1-6
3/30	(N) Montclair State	W	6-4
4/2	LINCOLN (MO.)	W	7-1
4/2	LINCOLN (MO.)	W	11-0
4/5	KENTUCKY WESLEYAN	W	11-3
4/5	KENTUCKY WESLEYAN	W	5-4
4/10	at Murray State	W	8-2
4/11	AURORA	W	5-4
4/11	AURORA	W	12-2
4/12	LOUISVILLE	W	9-0
4/13	LOUISVILLE	W	4-1
4/13	LOUISVILLE	W	4-1
4/14	MACMURRAY COLLEGE	W	11-0
4/14	MACMURRAY COLLEGE	W	12-2
4/16	WASHINGTON (MO.)	W	9-3
4/19	INDIANA STATE	W	20-1
4/19	INDIANA STATE	W	4-1
4/20	INDIANA STATE	W	1-0
4/20	INDIANA STATE	W	10-3
4/24	WESTERN KENTUCKY	W	8-1
4/24	WESTERN KENTUCKY	W	8-4
4/27	SAINT LOUIS	W	5-3
4/27	SAINT LOUIS	W	5-0

^ SIU pitcher Rob Klass pitched a 7-inning no-hitter (9 Ks, 1 BB)

"Notably, it was probably the almost unbelievable catch Saluki center-fielder John Hoscheidt made on Prager's drive that saved the no-hitter. 'When I saw the ball hit, I said one quick 'Hail Mary' and closed my eyes,' said Klass."

- The Southern Illinoisan, April 28, 1974

4/28	SAINT LOUIS	W	9-2
4/28	ARKANSAS STATE	W	10-6
5/3	at Illinois State	L	8-11
5/4	at Illinois State	L	5-6
5/4	at Illinois State	W	3-1
5/5	MURRAY STATE	W	13-2
5/7	EASTERN ILLINOIS	W	4-0
5/7	EASTERN ILLINOIS	W	1-0
5/8	GREENVILLE	W	7-5
5/10	at Cincinnati	W	3-2
5/11	at Cincinnati	W	11-1
5/11	at Cincinnati	L	2-6
5/15	EVANSVILLE	W	5-1
5/15	EVANSVILLE	W	6-3
5/16	BRADLEY	L	2-3
5/18	at Oral Roberts	W	3-2
5/18	at Oral Roberts	W	2-0
5/19	at Oral Roberts	W	4-1

**NCAA DISTRICT IV PLAYOFFS
(AT MINNEAPOLIS)**

5/23	at Minnesota	L	4-9
5/24	(N) Cincinnati	W	6-1
5/24	(N) Miami (Ohio)	W	6-2
5/25	at Minnesota	W	10-2
5/25	at Minnesota	W	4-3

**COLLEGE WORLD SERIES (3RD PLACE)
(AT OMAHA, NEB.)**

6/8	(N) Seton Hall	W	5-1
6/10	(N) Southern California	L	3-5
6/11	(N) Northern Colorado	W	5-2
6/13	(N) Miami (Fla.)	W	4-3
6/14	(N) Southern California	L	2-7

1975 [36-13-1]

3/18	at Murray State	L	2-3
3/21	at Arizona	T(10)	4-4
3/22	at Arizona	L	0-15

**RIVERSIDE NATIONAL INVITATION
(RIVERSIDE, CALIF.)**

3/24	(N) Arizona	W	11-6
3/26	(N) Stanford	L	1-5
3/26	(N) Santa Clara	L	2-11
3/26	at UC-Riverside	L	4-7
3/28	(N) Southern Methodist	W	15-7
3/28	(N) Washington State	L	0-15
3/29	(N) Cornell	W	10-9
4/1	WINONA STATE	W	2-0
4/1	WINONA STATE	W	8-0
4/2	at Arkansas State	W	1-0
4/2	at Arkansas State	W	16-10
4/4	at Miami (Ohio)	W	6-2
4/4	at Miami (Ohio)	W	3-0
4/5	at Miami (Ohio)	W	12-5
4/5	at Miami (Ohio)	W	2-0
4/7	MURRAY STATE	W	8-1
4/8	GREENVILLE	W	6-1
4/8	GREENVILLE	L	4-8
4/11	LOUISVILLE	W	13-7
4/12	LOUISVILLE	W	9-1
4/12	LOUISVILLE	L	1-4
4/13	QUINCY	W	7-1
4/15	WASHINGTON (MO.)	W	9-8
4/16	SAINT LOUIS	W	5-1
4/16	SAINT LOUIS	W	5-1
4/18	INDIANA STATE	W	20-4
4/19	INDIANA STATE	L	6-8
4/19	INDIANA STATE	W	13-4
4/20	at SIU Edwardsville	L	5-8
4/20	at SIU Edwardsville	L	1-3
4/22	WESTERN KENTUCKY	W	6-1
4/22	WESTERN KENTUCKY	W	5-4
4/26	ORAL ROBERTS	W	11-3
4/26	ORAL ROBERTS	W	2-1
4/26	ORAL ROBERTS	W	1-0
4/27	WESTERN ILLINOIS	W	9-2
4/29	EVANSVILLE	W	7-2
4/29	EVANSVILLE	W	2-1
5/6	EASTERN ILLINOIS	W	5-0
5/6	EASTERN ILLINOIS	W	6-0
5/9	CINCINNATI	L	5-11
5/10	CINCINNATI	W	11-1
5/10	CINCINNATI	W	6-3

**MVC TOURNAMENT
(AT TULSA)**

5/17	(N) Louisville	W	7-5
5/18	at Tulsa	L	4-6
5/18	(N) Louisville	W	21-1
5/19	at Tulsa	L	10-11

1976 [39-14-1] Independent

3/12	(N) Chicago White Sox*	L	2-3
3/13	at Miami (Fla.)	L	0-13
3/14	at Miami (Fla.)	L	3-19
3/15	(N) Lafayette	T(10)	9-9
3/15	at Miami (Fla.)	W	9-2
3/16	at Miami (Fla.)	L	6-9
3/17	at Florida International	W	9-2
3/18	(N) Mercer	W	9-3
3/20	(N) Mercer	W	5-4
3/26	at Oklahoma	W	14-7
3/27	at Oklahoma	L(12)	6-7
3/27	at Oklahoma	L	0-4
3/27	at Oklahoma	L	5-7
3/30	EVANSVILLE	W	10-5
3/30	EVANSVILLE	W	13-5
3/31	MCKENDREE	W	13-3
4/2	MIAMI (OHIO)	W	6-3
4/2	MIAMI (OHIO)	W	11-7
4/3	MIAMI (OHIO)	W	6-0
4/3	MIAMI (OHIO)	W	4-0
4/4	QUINCY	W	17-7
4/7	GREENVILLE	W	3-0
4/7	GREENVILLE	W	15-4
4/10	LOUISVILLE	L	1-2
4/10	LOUISVILLE	L	5-6
4/11	LOUISVILLE	W	6-2
4/13	WASHINGTON (MO.)	W	16-2
4/14	SAINT LOUIS	W	5-4
4/14	SAINT LOUIS	W	4-1
4/16	INDIANA STATE	W	23-5
4/17	INDIANA STATE	W	7-4
4/17	INDIANA STATE	W	11-2
4/18	SIU EDWARDSVILLE	W	8-5
4/18	SIU EDWARDSVILLE	W	13-7
4/20	at Western Kentucky	W	5-3
4/20	at Western Kentucky	W	5-2
4/21	SOUTHEAST MISSOURI	W	6-3
4/21	SOUTHEAST MISSOURI	W	4-3
4/24	at Oral Roberts	W	11-8
4/24	at Oral Roberts	L	6-7
4/25	at Oral Roberts	L	0-9
4/27	ARKANSAS STATE	W	13-2
4/27	ARKANSAS STATE	W(5)	18-0
4/30	MISSOURI	W	10-3
4/30	MISSOURI	W	5-4
5/1	MISSOURI	L	7-8
5/1	MISSOURI	L	6-9
5/2	at Murray State	W	5-1
5/5	at Eastern Illinois	W	15-4
5/5	at Eastern Illinois	W	15-2
5/7	at Cincinnati	W	13-5
5/8	at Cincinnati	W	14-2
5/8	at Cincinnati	W	8-6

**NCAA MIDEAST REGIONAL
(AT EASTERN MICHIGAN)**

5/29	(N) Illinois State	L	2-5
5/29	(N) Michigan	L	0-2

*-Exhibition.

1977 [41-12]

3/6	at Austin Peay	W	3-1
3/6	at Austin Peay	W	3-0
3/16	at Arkansas State	W	9-1
3/16	at Arkansas State	W	3-1
3/19	at Miami (Fla.)	L	7-14
3/20	(N) Seton Hall	W	9-4
3/21	(N) Maine	L	8-9
3/22	(N) Massachusetts	W	7-5
3/23	at Miami (Fla.)	W	7-4
3/24	(N) Maine	W	6-1
3/25	(N) Massachusetts	L	5-6
3/26	at Miami (Fla.)	L	0-1
3/30	Greenville	W	12-5
4/1	at Miami (Ohio)	L	3-4
4/2	at Miami (Ohio)	L	2-5
4/3	Vanderbilt	W	4-3
4/9	Louisville	W	3-2
4/9	Louisville	W	7-5
4/10	Louisville	W	5-3
4/11	at Missouri	L	10-18
4/12	at Washington (Mo.)	L	11-7
4/15	at Indiana State	W	9-2
4/16	at Indiana State	W	7-3
4/16	at Indiana State	W	2-1
4/17	at SIU Edwardsville	W	9-2
4/17	at SIU Edwardsville	W	12-3
4/19	WESTERN KENTUCKY	W	7-0
4/20	EVANSVILLE	W	9-3
4/20	EVANSVILLE	W	8-0
4/25	MISSOURI-ST. LOUIS	W	7-2
4/25	MISSOURI-ST. LOUIS	W	5-0
4/27	at Saint Louis	W	8-1
4/27	at Saint Louis	W	8-1
4/29	at Kentucky	W	5-4
4/30	at Kentucky	L	4-5
4/30	at Kentucky	W	18-0
5/1	MURRAY STATE	W	6-0
5/4	EASTERN ILLINOIS	W	4-2
5/4	EASTERN ILLINOIS	W	4-1
5/6	OKLAHOMA	L	2-3
5/6	OKLAHOMA	L	2-5

**MVC TOURNAMENT
(AT OMAHA)**

5/18	(N) Bradley	W	4-3
5/20	(N) Indiana State	W	4-1
5/22	(N) Tulsa	W	6-0
5/23	(N) Bradley	W	5-1

**NCAA MIDWEST REGIONAL
(AT NORMAN, OKLAHOMA)**

5/28	(N) Texas A&M	W	4-1
5/29	at Oklahoma	W	7-3
5/30	(N) Michigan	W	9-0

**COLLEGE WORLD SERIES (3RD PLACE)
(AT OMAHA, NEB.)**

6/10	(N) Temple	W	10-5
6/13	(N) Arizona State	W	3-2
6/15	(N) South Carolina	L	4-5
6/16	(N) Cal. St.-Los Angeles	W	9-7
6/17	(N) Arizona State	L	0-10

1978 [37-14]

3/17	at Miami (Fla.)	W	12-0
3/18	(N) Massachusetts	W	8-0
3/20	(N) Massachusetts	W	10-2
3/21	at Miami (Fla.)	L	2-3
3/22	(N) West Chester State	L	5-9
3/23	(N) Massachusetts	W	9-5
3/24	at Miami (Fla.)	L	2-4
3/25	(N) West Chester State	W	12-1
3/29	GREENVILLE	W	15-1
3/29	GREENVILLE	W	8-3

3/31	MIAMI (OHIO)	L	3-7
3/31	MIAMI (OHIO)	W	3-2
4/1	MIAMI (OHIO)	L	2-6
4/1	MIAMI (OHIO)	W	7-6
4/5	at Vanderbilt	L	5-6
4/8	at Louisville	L	3-4
4/8	at Louisville	L	8-9
4/9	at Louisville	W	11-4
4/14	INDIANA STATE	W	6-1
4/15	INDIANA STATE	W	6-0
4/15	INDIANA STATE	W	7-2
4/16	SIU EDWARDSVILLE	W	2-1
4/16	SIU EDWARDSVILLE	W	14-3
4/18	EVANSVILLE	W	3-2
4/18	EVANSVILLE	W	6-3
4/21	at Bradley	L	3-4
4/22	at Bradley	W	3-1
4/22	at Bradley	W	13-3
4/25	SAINT LOUIS	W	10-5
4/25	SAINT LOUIS	W	6-0
4/26	ARKANSAS STATE	W	3-1
4/26	ARKANSAS STATE	W	5-2
4/27	at Western Kentucky	W	7-6
4/27	at Western Kentucky	W	10-7
4/28	AUSTIN PEAY	W	5-1
4/29	AUSTIN PEAY	W	3-0

^ SIU pitcher Rick Keeton threw a nine-inning no-hitter.

"The only Governor batter to reach base was third baseman Jim Janacone in the fourth inning on a walk. 'I've never felt more relaxed in a game -- the team really got behind me to help me out,' Keeton said. 'I started thinking that I could throw a no-hitter in the third inning. My change-up was working real well for me, and I was using my slider as an out pitch.'" - The Southern Illinoisian, April 30, 1978

4/29	AUSTIN PEAY	L	3-4
5/3	at Eastern Illinois	W	8-2
5/3	at Eastern Illinois	L	3-4
5/5	at Oklahoma	L	0-2
5/5	at Oklahoma	W	3-2
5/6	at Oklahoma	W	9-2
5/6	at Oklahoma	W	3-2

**MVC TOURNAMENT
(AT OMAHA)**

5/18	(N) New Mexico St.	W	12-2
5/18	(N) Bradley	W	10-4
5/20	(N) Tulsa	W	8-1
5/21	(N) Wichita State	W	10-8

**NCAA MIDWEST REGIONAL
(AT TULSA)**

5/26	(N) Michigan State	W	7-2
5/27	at Oral Roberts	L	5-8
5/28	(N) Oklahoma State	W	4-0
5/28	at Oral Roberts	L	2-7

1979 [37-10]

3/4	at Arkansas	W	3-2
3/4	at Arkansas	W	18-5
3/10	(N) Liberty	W	9-2
3/10	(N) Miami (Fla.)	L	2-11
3/11	(N) Lewis	W	8-7
3/12	(N) Texas A&M	W	4-0
3/13	at Miami (Fla.)	W	7-0
3/14	(N) Oklahoma State	L	4-8
3/15	(N) Texas A&M	L	3-4
3/16	at Miami (Fla.)	L	3-5
3/17	(N) Oklahoma State	W	5-3
3/18	(N) Bowling Green	L	1-3
3/21	GREENVILLE	W	5-3
3/27	MISSOURI	W	1-0

3/27	MISSOURI	W	4-0
3/28	ILLINOIS	W	3-2
3/28	ILLINOIS	W	8-0
3/30	at Miami (Ohio)	W	5-1
3/30	at Miami (Ohio)	L	3-11
4/3	ILLINOIS COLLEGE	W	14-1
4/3	ILLINOIS COLLEGE	W	11-0
4/7	LOUISVILLE	W	4-1
4/7	LOUISVILLE	W	8-4
4/10	WASHINGTON (MO.)	W	20-1
4/14	at Indiana State	W	5-1
4/14	at Indiana State	W	6-4
4/15	at SIU Edwardsville	W	4-0

^ SIU pitcher Paul Evans threw a 7-inning no-hitter (1 K, 1 BB)

"Relying mainly on a sharp slider and pinpoint control, Evans struck out only one, but the Cougars were able to hit only four balls out of the infield. 'I started thinking about the no-hitter after I retired the first nine hitters,' said Evans. 'I had control of the game. I just wanted to throw strikes and let them hit the ball on the ground ... It was really a big thrill for me to pitch a no-hitter in front of my folks and all my friends.'" - The Southern Illinoisian, April 16, 1979

4/15	at SIU Edwardsville	W	12-6
4/18	at Lipscomb	W	10-0
4/18	at Lipscomb	L	2-9
4/20	BRADLEY	W	9-4
4/21	BRADLEY	W	3-0
4/21	BRADLEY	W	3-2
4/28	SAINT LOUIS	W	11-1
4/28	SAINT LOUIS	W	8-3
4/30	EVANSVILLE	W	4-1
4/30	EVANSVILLE	W	5-1
5/5	at East Tennessee State	W	9-4
5/6	at East Tennessee State	W	4-2
5/6	at East Tennessee State	W	4-3
5/13	OKLAHOMA	W	7-0
5/13	OKLAHOMA	L	0-2

**MVC TOURNAMENT
(AT WICHITA STATE)**

5/18	(N) Creighton	W	9-2
5/19	(N) Indiana State	L	8-10
5/19	(N) New Mexico St.	W	11-4
5/20	at Wichita State	W ⁽⁵⁾	18-3
5/20	(N) Indiana State	L	3-4

1980 [34-16]

3/9	at Arkansas	L	5-6
3/9	at Arkansas	W	8-4
3/14	(N) Oklahoma State (Miami, Fla.)	L	1-2
3/15	(N) Indiana State (Miami, Fla.)	W	9-3
3/16	(N) Lewis (Miami, Fla.)	W	2-0
3/17	at Miami (Fla.)	L	1-5
3/18	at Miami (Fla.)	W	5-2
3/20	at Miami (Fla.)	L	4-9
3/21	(N) Glassboro State (Miami, Fla.)	W	6-5
3/22	(N) Bowling Green (Miami, Fla.)	W	6-3
3/22	at Miami (Fla.)	L	1-8
3/23	(N) Miami (Ohio) (Miami, Fla.)	W	4-1
3/26	GREENVILLE	W	4-1
4/5	at Louisville	L	2-6
4/6	at Louisville	L	9-10
4/6	at Louisville	L	8-9
4/7	SAINT FRANCIS	W	11-3
4/7	SAINT FRANCIS	W ⁽⁶⁾	7-5
4/18	at Bradley	W	4-1
4/18	at Bradley	L	0-2
4/19	at Bradley	W	10-2
4/19	at Bradley	W	13-1
4/20	at Missouri-Saint Louis	L	4-7

4/20	at Missouri-Saint Louis	W	23-6
4/22	MISSOURI-SAINTE LOUIS	W	3-1
4/22	MISSOURI-SAINTE LOUIS	W	2-0
4/25	KENTUCKY	L	4-8
4/26	KENTUCKY	W	6-3
4/26	KENTUCKY	L	2-3
4/28	SAINT LOUIS	W	18-4
4/29	ILLINOIS	W	11-2
4/29	ILLINOIS	W	10-1
4/30	EASTERN ILLINOIS	W	11-0
4/30	EASTERN ILLINOIS	W	5-4
5/4	SIU EDWARDSVILLE	W	10-3
5/4	SIU EDWARDSVILLE	W	6-5
5/5	at Murray State	W	9-0
5/7	at Illinois	L	2-3
5/7	at Illinois	W	19-3
5/9	Lipscomb	W	10-2
5/9	Lipscomb	W	6-1
5/10	Austin Peay	W	17-4
5/11	Austin Peay	L	0-2
5/11	Austin Peay	W	11-2

**MVC TOURNAMENT
(AT WICHITA STATE)**

5/15	(N) New Mexico State	W	24-6
5/17	(N) Bradley	L	5-7
5/18	(N) Creighton	W	18-4
5/19	(N) Indiana State	W	14-12
5/19	(N) Bradley	W	18-5
5/20	at Wichita State	L	1-12

1981 [30-17, 7-3 MVC (1ST-EAST)]

3/13	(N) Lewis	W	3-2
3/13	at Miami (Fla.)	L	0-5
3/14	at Miami (Fla.)	L	4-6
3/16	(N) Maine	W	7-4
3/17	(N) Miami (Ohio)	W	12-8
3/18	at Miami (Fla.)	L	5-11
3/19	(N) Maine	W	7-5
3/20	at Miami (Ohio)	W	5-4
3/21	at Miami (Fla.)	L	4-7
3/22	(N) Bowling Green	W	12-6
3/24	LIPSCOMB	W	5-2
3/24	LIPSCOMB	L	3-5
3/25	GREENVILLE	L	7-8
3/27	at Miami (Ohio)	W	6-3
3/27	at Miami (Ohio)	L	1-10
3/28	at Miami (Ohio)	W	3-1
3/28	at Miami (Ohio)	W	8-2
4/5	LOUISVILLE	W	7-5
4/5	LOUISVILLE	W	10-3
4/6	at Saint Louis	W	10-5
4/6	at Saint Louis	W	4-3
4/7	MURRAY STATE	L	5-7
4/8	SOUTHEAST MISSOURI	W	11-3
4/14	at Washington (Mo.)	W	18-1
4/18	BRADLEY	W	1-3
4/18	BRADLEY	W	6-3
4/19	BRADLEY	W	12-2
4/19	BRADLEY	L	1-6
4/20	KENTUCKY WESLEYAN	W	11-2
4/20	KENTUCKY WESLEYAN	W	11-2
4/25	at Kentucky	L	3-14
4/25	at Kentucky	W	4-3
4/26	at Kentucky	L	3-4
4/29	at Eastern Illinois	L	3-4
4/29	at Eastern Illinois	W	7-5
5/2	INDIANA STATE	W	4-3
5/2	INDIANA STATE	W	7-2
5/3	INDIANA STATE	W	7-6
5/3	INDIANA STATE	W	3-2
5/9	at Bradley	L	5-9
5/9	at Bradley	W	3-0

**MVC TOURNAMENT
(AT WICHITA STATE)**

5/15	at Wichita State	L	4-23
5/18	at Wichita State	W	5-3
5/19	at Wichita State	W	3-0

**NCAA MIDWEST REGIONAL
(AT ORAL ROBERTS)**

5/22	(N) San Diego State	W	4-3
5/23	(N) Oklahoma State	L	4-9
5/24	at Oral Roberts	L	2-7

1982 [32-20, 8-8 MVC (2ND-EAST)]

3/2	at Arkansas	W	3-0
3/2	at Arkansas	L	2-3
3/13	at Columbus State	W	18-2
3/14	at Alabama	W	8-2
3/15	at Alabama	W	8-5
3/16	at Louisiana State	L	9-13
3/18	at New Orleans	L	3-4
3/18	at New Orleans	L	1-13
3/19	at Mississippi	L	7-10
3/20	at Memphis	L	2-8
3/20	at Memphis	L	8-9
3/21	at Murray State	W	15-3
3/24	SAINT LOUIS	W	3-2
3/26	MIAMI (OHIO)	W	5-4
3/26	MIAMI (OHIO)	W	4-1
3/27	MIAMI (OHIO)	W	3-1
3/27	MIAMI (OHIO)	W	10-5
3/31	GREENVILLE	W	9-2
4/4	at Louisville	W	11-5
4/4	at Louisville	L	1-3
4/10	INDIANA STATE	L	2-7
4/10	INDIANA STATE	L	2-4
4/11	INDIANA STATE	W	8-5
4/11	INDIANA STATE	L	0-4
4/12	LIPSCOMB	W	10-7
4/12	LIPSCOMB	W	4-1
4/14	KENTUCKY	W	5-3
4/14	KENTUCKY	W	7-1
4/17	BRADLEY	L	3-4
4/17	BRADLEY	W	8-1
4/18	BRADLEY	W	4-3
4/18	BRADLEY	W	8-0
4/21	SAINT XAVIER	W	4-1
4/21	SAINT XAVIER	W	3-1
4/24	at Illinois State	W	9-4
4/24	at Illinois State	W	5-1
4/25	at Illinois State	L	0-1
4/25	at Illinois State	L	0-5
4/28	EASTERN ILLINOIS	L	5-8
4/28	EASTERN ILLINOIS	L	0-7
5/1	at Indiana State	L	5-6
5/1	at Indiana State	W	4-2
5/2	at Indiana State	W	6-3
5/2	at Indiana State	L	0-3
5/4	SIU EDWARDSVILLE	W	3-2
5/4	SIU EDWARDSVILLE	W	6-3
5/5	at Illinois	W	10-5
5/5	at Illinois	W	5-0

**MVC TOURNAMENT
(AT INDIANA STATE)**

5/14	(N) Wichita State	L	6-9
5/15	(N) Creighton	W	7-6
5/16	at Indiana State	W	4-3
5/16	(N) Wichita State	L	8-12

1983 [23-18, 4-2 MVC (2ND-EAST)]

3/1	at Arkansas	W	7-3
3/1	at Arkansas	L	2-6
3/6	at South Alabama	L	1-5
3/6	at South Alabama	W	12-4
3/8	MISSOURI-SAINTE LOUIS	W	5-4
3/8	MISSOURI-SAINTE LOUIS	W	8-5
3/11	at Florida International	W	20-8
3/12	at Miami (Fla.)	L	3-12
3/14	(N) Maine	W	8-5
3/16	(N) Texas A&M	L	8-11
3/14	(N) Maine	L	1-8
3/17	at Miami (Fla.)	W	13-7
3/19	at Miami (Fla.)	L	0-9
3/19	at Miami (Fla.)	L	3-7
3/20	(N) Fordham	W	17-7
3/23	GREENVILLE	W	15-2
3/24	ILLINOIS	L	6-7
3/24	ILLINOIS	W	10-3
3/29	SOUTHEAST MISSOURI	W	8-4
4/5	EVANSVILLE	W	2-1
4/5	EVANSVILLE	W	5-3
4/12	MURRAY STATE	W	9-8
4/15	at Kentucky	L	2-7
4/16	at Kentucky	L	3-6
4/17	at Kentucky	L	5-14
4/19	at Evansville	W	4-2
4/19	at Evansville	L	3-9
4/23	ILLINOIS STATE	L	2-7
4/23	ILLINOIS STATE	W	12-0
4/24	ILLINOIS STATE	W	8-2
4/24	ILLINOIS STATE	L	5-12
4/27	at Eastern Illinois	W	13-5
4/27	at Eastern Illinois	L	0-9
5/3	at SIU Edwardsville	W	5-3
5/3	at SIU Edwardsville	L	3-4
5/8	at Bradley	W	7-1
5/8	at Bradley	W	9-4

**MVC TOURNAMENT
(AT WICHITA STATE)**

5/13	at Wichita State	L	6-9
5/14	(N) Creighton	W	20-6
5/15	at Wichita State	W	8-7
5/15	(N) Indiana State	L	2-5

1984 [20-22, 9-4 MVC (1ST)]

3/9	(N) Lewis	W	9-5
3/12	(N) South Carolina	L	6-12
3/14	(N) Montclair State	L	0-5
3/14	at Miami (Fla.)	L	3-4
3/15	(N) Rutgers	W	12-2
3/16	(N) Rutgers	W	9-5
3/16	at Miami (Fla.)	L	7-10
3/17	(N) Georgetown	W	10-4
3/17	at Miami (Fla.)	L	6-11
3/18	(N) Fordham	W	4-3
3/25	at Memphis	L	2-3
3/25	at Memphis	W	5-3
3/26	at Lipscomb	L	2-3
3/26	at Lipscomb	L	3-10
3/30	at Louisville	L	2-4
3/31	at Louisville	L	6-7
3/31	at Louisville	L	3-11
4/4	at Murray State	L	9-10
4/7	BRADLEY	L	1-2
4/7	BRADLEY	W	8-3
4/8	BRADLEY	W	8-2
4/8	BRADLEY	W	5-2
4/10	SIU EDWARDSVILLE	L	11-12
4/14	at Illinois State	L	4-5
4/14	at Illinois State	L	1-2
4/17	SOUTH ALABAMA	W	7-1

4/17	SOUTH ALABAMA	W	5-4
4/24	at Evansville	W	7-6
4/24	at Evansville	L	7-8
4/25	EASTERN ILLINOIS	L	1-4
4/25	EASTERN ILLINOIS	W	6-4
4/28	CREIGHTON	W	2-1
4/28	CREIGHTON	W	2-1
4/29	CREIGHTON	W	6-5
4/29	CREIGHTON	W	4-0
5/2	ILLINOIS	L	3-5
5/2	ILLINOIS	W	5-4
5/5	INDIANA STATE	W	5-2
5/5	INDIANA STATE	L	5-6
5/6	INDIANA STATE	W	5-4

**MVC TOURNAMENT
(AT SIU)**

5/12	Wichita State	L	1-3
5/13	Illinois State	L	6-17

1985 [28-29, 5-15 MVC (6TH)]

3/9	(N) Lewis	W	5-1
3/9	(N) Lewis	W	12-3
3/9	(N) Georgetown	L	5-6
3/11	(N) Lewis	W	10-7
3/11	(N) Maine	L	6-7
3/12	(N) Army	W	12-10
3/13	(N) Maine	L	4-12
3/14	at Miami (Fla.)	L	0-2
3/15	(N) Rutgers	W	15-7
3/15	at Miami (Fla.)	L	0-2
3/16	(N) Bowling Green	W	13-2
3/16	at Miami (Fla.)	L	6-7
3/17	(N) James Madison	W	10-2
3/19	at Southeast Missouri	L	4-9
3/19	at Southeast Missouri	W	10-5
3/20	Greenville	W	17-1
3/23	at Murray State	W	14-3
3/24	at Murray State	W	13-6
3/27	SAINT LOUIS	W	6-2
3/27	SAINT LOUIS	W	14-2
3/29	at SIU Edwardsville	W ⁽⁵⁾	2-1
4/2	at Evansville	L	3-4
4/2	at Evansville	W	4-2
4/3	ILLINOIS	L	3-4
4/3	ILLINOIS	W	9-7
4/5	at Bradley	W	11-3
4/5	at Bradley	L	3-4
4/7	at Bradley	L	3-4
4/7	at Bradley	L	2-3
4/8	SAINT FRANCIS	W	9-5
4/8	SAINT FRANCIS	W	7-4
4/9	SAINT FRANCIS	L	0-2
4/9	SAINT FRANCIS	W	6-3
4/11	at SIU Edwardsville	W	7-1
4/13	ILLINOIS STATE	W	4-2
4/13	ILLINOIS STATE	L	2-3
4/15	ILLINOIS STATE	L	8-11
4/15	ILLINOIS STATE	W	8-3
4/16	LIPSCOMB	W	4-1
4/16	LIPSCOMB	W	12-2
4/17	(N) Saint Louis (Sauget, Ill.)	W	13-3
4/20	WICHITA STATE	L	0-4
4/20	WICHITA STATE	W	2-1
4/21	WICHITA STATE	L	0-4
4/21	WICHITA STATE	W	5-2
4/23	EVANSVILLE	L	3-5
4/23	EVANSVILLE	L	2-3
4/27	at Creighton	L	0-9
4/27	at Creighton	L	1-3
4/29	at Creighton	L	8-9
4/29	at Creighton	L	3-4
4/30	OKLAHOMA CITY	L	5-8

4/30	OKLAHOMA CITY	L	3-5
5/4	at Indiana State	L	3-7
5/4	at Indiana State	L	0-8
5/5	at Indiana State	L	3-9
5/5	at Indiana State	L	5-7

1986 [39-22-2, 13-7 MVC (1ST)]

3/8	at Miami (Fla.)	L	1-4
3/10	(N) Fairleigh Dickinson	W	10-3
3/11	(N) Creighton	W	11-6
3/11	(N) Maine	W	4-2
3/12	(N) Fairleigh Dickinson	W	11-3
3/12	(N) James Madison	W	5-3
3/13	(N) James Madison	L	6-7
3/14	(N) Rutgers	W	17-13
3/14	at Miami (Fla.)	L	2-5
3/19	WISCONSIN	W	10-8
3/19	WISCONSIN	W	15-5
3/20	WISCONSIN	L	2-9
3/21	GREENVILLE	W	17-3
3/23	MISSOURI-SAINTE LOUIS	L	3-6
3/23	MISSOURI-SAINTE LOUIS	L	4-7
3/25	MURRAY STATE	W	13-3
3/26	SOUTHEAST MISSOURI	L	10-13
3/26	SOUTHEAST MISSOURI	T	5-5
3/27	at Saint Louis	W	7-1
3/29	at Missouri	L	9-11
3/29	at Missouri	W	16-13
4/2	SAINT XAVIER	W	8-5
4/2	SAINT XAVIER	W	7-3
4/3	SAINT XAVIER	W	5-2
4/3	SAINT XAVIER	W	7-2
4/5	CREIGHTON	L	5-8
4/5	CREIGHTON	W	5-2
4/6	CREIGHTON	W	5-1
4/6	CREIGHTON	L	5-7
4/8	at Evansville	L	3-6
4/8	at Evansville	W	6-2
4/10	SIU EDWARDSVILLE	W	11-3
4/12	BRADLEY	L	2-5
4/12	BRADLEY	W	8-2
4/13	BRADLEY	W	11-3
4/13	BRADLEY	W	5-2
4/15	EVANSVILLE	W	6-4
4/15	EVANSVILLE	W	15-3
4/16	MCKENDREE	W	6-4
4/16	MCKENDREE	W	12-4
4/17	at SIU Edwardsville	L	1-11
4/19	at Wichita State	W	2-1
4/19	at Wichita State	L	5-9
4/20	at Wichita State	L	5-6
4/20	at Wichita State	L	1-2
4/22	SAINT LOUIS	W	19-5
4/23	EASTERN ILLINOIS	L	1-15
4/23	EASTERN ILLINOIS	T	2-2
4/26	at Illinois State	W	5-1
4/26	at Illinois State	L	0-1
4/27	at Illinois State	W	3-2
4/27	at Illinois State	W	13-3
4/20	at Murray State	L	11-8
5/3	INDIANA STATE	W	3-2
5/3	INDIANA STATE	W	2-1
5/4	INDIANA STATE	W	5-3
5/4	INDIANA STATE	W	3-2

**MVC TOURNAMENT
(AT SIU)**

5/16	Creighton	W	3-1
5/17	Illinois State	L	9-13
5/17	Wichita State	W	7-3
5/19	Indiana State	L	6-13

**NCAA CENTRAL REGIONAL
(AT TEXAS)**

5/22	at Texas	L	7-21
5/23	(N) Pepperdine	L	3-5

1987 [36-21, 10-10 MVC (4TH)]

3/13	(N) Rutgers	L	1-8
3/13	at Miami (Fla.)	L	4-9
3/14	(N) West Chester	W	13-6
3/14	at Miami (Fla.)	L	0-7

^ Miami pitcher Kevin Sheary threw a 9-inning perfect game.

"SIU catcher Joe Hall worked a full count with two outs in the ninth inning, fouling two pitches away before taking a called third strike from home plate umpire Barry Shulman for the final out. Legend has it that Hall confronted Shulman, saying, 'Where would that pitch have to be for you to call it a ball?' Shulman responded, 'Son, that ball would have to one-hop into the dugout for me to call it a ball. Swing the bat!'" - Miami media guide, 1988

3/15	(N) LaSalle	W	13-0
3/17	(N) William Patterson	W	17-4
3/18	(N) Rutgers	W	3-2
3/19	(N) Maine	L	5-12
3/20	(N) Montclair State	W	10-4
3/21	(N) Maine	W	6-1
3/22	(N) Montclair State	W	10-7
3/25	SAINT MARY'S (MINN.)	W	16-4
3/25	SAINT MARY'S (MINN.)	W	8-0
3/26	SAINT MARY'S (MINN.)	W	10-4
3/26	SAINT MARY'S (MINN.)	W	7-4
3/27	GREENVILLE	W	7-2
3/28	WISCONSIN	W	3-2
3/28	WISCONSIN	W	6-2
3/29	WISCONSIN	W	3-1
4/1	MISSOURI	L	3-4
4/2	SAINT LOUIS	W	14-3
4/4	at Creighton	W	3-2
4/4	at Creighton	W	5-2
4/5	at Creighton	L	6-7
4/5	at Creighton	W	13-8
4/7	at Evansville	W	3-1
4/7	at Evansville	W	6-5
4/8	SIU EDWARDSVILLE	L	3-4
4/11	at Bradley	L	3-4
4/11	at Bradley	W	5-4
4/12	at Bradley	W	4-2
4/12	at Bradley	L	8-9
4/14	EVANSVILLE	W	14-3
4/14	EVANSVILLE	W	6-0
4/17	WICHITA STATE	L	8-11
4/17	WICHITA STATE	W	5-1
4/18	WICHITA STATE	W	3-2
4/18	WICHITA STATE	L	6-13
4/20	LOUISVILLE	W	6-1
4/21	MURRAY STATE	L	5-7
4/23	at SIU Edwardsville	L	2-4
4/25	ILLINOIS STATE	W	2-1
4/25	ILLINOIS STATE	W	17-1
4/26	ILLINOIS STATE	L	1-4
4/26	ILLINOIS STATE	L	2-6
4/28	MURRAY STATE	W	12-5
4/29	SOUTHEAST MISSOURI	W	7-1
4/30	at Saint Louis	W	18-2
5/2	at Indiana State	L	4-7
5/2	at Indiana State	L	5-10
5/3	at Indiana State	W	6-2
5/3	at Indiana State	L	4-5
5/6	at Southeast Missouri	L	5-6
5/9	MISSOURI-SAINTE LOUIS	W	4-0
5/9	MISSOURI-SAINTE LOUIS	W	7-0

**MVC TOURNAMENT
(AT WICHITA STATE)**

5/14	(N) Indiana State	L	1-6
5/15	at Wichita State	L	4-6

1988 [40-22, 11-9 MVC (3RD)]

3/11	(N) Army	W	12-5
3/11	at Miami (Fla.)	L	6-7
3/12	at Miami (Fla.)	L	5-6
3/12	(N) Purdue	W	1-0
3/13	(N) Montclair State	W	21-6
3/15	(N) Maine	W	8-1
3/16	(N) Montclair State	W	5-1
3/17	(N) Maine	L	5-6
3/18	(N) Rutgers	L	6-7
3/20	(N) Michigan State	W	4-3
3/24	SAINT MARY'S (MINN.)	W	10-0
3/24	SAINT MARY'S (MINN.)	W	12-2
3/25	SAINT MARY'S (MINN.)	W	10-0
3/25	SAINT MARY'S (MINN.)	W	21-1
3/26	SAINT FRANCIS	W	2-1
3/26	SAINT FRANCIS	W	8-6
3/27	SAINT FRANCIS	L	0-4
3/27	SAINT FRANCIS	L	6-7
3/30	at Missouri	L	2-4
3/30	at Missouri	L	3-6
4/3	MISSOURI STATE	L	5-8
4/3	MISSOURI STATE	W	4-3
4/4	at Saint Louis	W	8-5
4/5	Evansville	W	4-3
4/5	Evansville	L	5-9
4/7	at Southeast Missouri	W	15-3
4/9	Illinois State	L	2-5
4/9	Illinois State	W	1-0
4/10	Illinois State	W	9-5
4/10	Illinois State	L	8-10
4/12	at Evansville	W	7-3
4/12	at Evansville	W	4-1
4/13	Saint Louis	W	11-7
4/16	Bradley	L	4-5
4/16	Bradley	W	5-2
4/17	Bradley	W	5-4
4/17	Bradley	W	9-6
4/20	Eastern Illinois	L	2-5
4/20	Eastern Illinois	W	5-4
4/23	Creighton	W	9-4
4/23	Creighton	L	5-9
4/24	Creighton	L	1-8
4/24	Creighton	W	9-6
4/26	at Murray State	W	26-5
4/27	SIU Edwardsville	W	11-4
4/30	at Wichita State	L	3-6
4/30	at Wichita State	L	4-5
5/1	at Wichita State	L	5-7
5/1	at Wichita State	L	7-13
5/3	Murray State	W	5-3
5/4	Southeast Missouri	W	6-0
5/7	Indiana State	W	5-4
5/7	Indiana State	W	6-5
5/8	Indiana State	W	8-3
5/8	Indiana State	W	2-1
5/14	Louisville	W	4-2
5/14	Louisville	W	5-0
5/15	Missouri-St. Louis	W	9-2

**MVC TOURNAMENT
(AT WICHITA STATE)**

5/19	(N) Bradley	W	5-4
5/20	(N) Creighton	L	5-10
5/21	(N) Indiana State	L	5-13

1989 [26-38, 6-14 MVC (6TH)]

3/10	(N) Fairleigh Dickinson	W	13-8
3/10	at Miami (Fla.)	L	0-6
3/11	(N) James Madison	L	4-11
3/11	at Miami (Fla.)	L	6-10
3/13	(N) Monmouth	W	12-1
3/14	at Florida Atlantic	L	6-15
3/16	(N) Pace	W	14-1
3/17	(N) Rutgers	W	5-4
3/17	(N) Pace	L	6-12
3/19	(N) Rutgers	W	5-4
3/19	(N) Montclair State	L	8-9
3/22	at Arkansas State	L	5-7
3/22	at Arkansas State	L	8-9
3/23	at Southeast Missouri	W	12-7
3/25	McKendree	W	6-5
3/25	McKendree	L	1-3
3/26	Quincy College	W	11-4
3/26	Quincy College	W	9-6
4/2	Missouri State	W	2-1
4/2	Missouri State	L	1-2
4/4	Evansville	W	8-5
4/4	Evansville	W	15-4
4/5	SIU Edwardsville	W	18-5
4/8	at Illinois State	W	5-4
4/8	at Illinois State	W	8-1
4/9	at Illinois State	L	2-3
4/9	at Illinois State	L	1-2
4/11	at Evansville	L	1-6
4/11	at Evansville	W	5-4
4/12	Arkansas State	W	3-2
4/12	Arkansas State	W	7-3
4/15	at Bradley	L	1-6
4/15	at Bradley	L	1-4
4/16	at Bradley	L	8-9
4/16	at Bradley	W	10-5
4/18	Southern Indiana	W	6-1
4/18	Southern Indiana	L	2-6
4/19	at Eastern Illinois	W	13-7
4/19	at Eastern Illinois	L	4-5
4/22	at Creighton	L	2-6
4/22	at Creighton	L	2-13
4/23	at Creighton	L	2-6
4/23	at Creighton	W	5-2
4/25	Missouri	L	0-7
4/25	Missouri	W	5-4
4/27	at Murray State	L	2-18
4/28	Wichita State	L	4-12
4/28	Wichita State	W	4-1
4/29	Wichita State	L	2-5
4/29	Wichita State	L	4-6
5/2	Murray State	L	0-8
5/3	Austin Peay	L	5-6
5/3	Austin Peay	L	5-14
5/6	at Indiana State	L	5-6
5/6	at Indiana State	L	1-9
5/7	at Indiana State	W	11-6
5/7	at Indiana State	L	3-10
5/13	at Western Kentucky	L	2-3
5/13	at Western Kentucky	L	2-6
5/14	at Western Kentucky	L	2-8

**MVC TOURNAMENT
(AT WICHITA STATE)**

5/18	(N) Creighton	W	7-4
5/19	at Wichita State	L	3-16
5/19	(N) Creighton	W	6-2
5/20	at Wichita State	L	3-5

1990 [49-14, 14-6 MVC (1ST)]

3/3	at Louisville	L	2-8
3/4	at Louisville	W	6-5
3/9	(N) Fairleigh Dickinson	W	19-2
3/9	at Miami (Fla.)	L	1-5
3/10	(N) Lewis	W	13-2
3/10	at Miami (Fla.)	W	1-0
3/12	(N) Davidson	W	7-2
3/13	(N) Pace	W	3-2
3/14	(N) Davidson	W	24-6
3/15	(N) Pace	W	11-6
3/16	(N) Rutgers	W	9-2
3/17	(N) Pace	W	22-3
3/21	at Arkansas State	W	4-0
3/21	at Arkansas State	W	4-2
3/22	at Southeast Missouri	W	9-3
3/23	Eastern Illinois	W	6-5
3/23	Eastern Illinois	W	11-1
3/27	at Austin Peay	W	13-6
3/31	at Missouri State	W	3-2
3/31	at Missouri State	W	9-2
4/1	at Missouri State	L	6-7
4/3	Evansville	L	6-10
4/3	Evansville	W	11-7
4/5	at Saint Louis	W	21-1
4/7	Bradley	W	9-1
4/7	Bradley	L	4-7
4/8	Bradley	W	4-0
4/8	Bradley	W	8-3
4/12	Southeast Missouri	W	12-1
4/14	Creighton	W	8-7
4/14	Creighton	W	3-1
4/15	Creighton	W	3-2
4/15	Creighton	L	6-8
4/17	at SIU Edwardsville	W	7-2
4/18	Arkansas State	W	9-5
4/18	Arkansas State	W	13-2
4/20	at Wichita State	W	4-3
4/21	at Wichita State	W	1-0
4/21	at Wichita State	L	1-5
4/22	at Wichita State	L	4-6
4/24	Saint Louis	W	17-3
4/26	at Murray State	W	9-6
4/28	at Illinois State	W	10-4
4/28	at Illinois State	W	4-3
4/29	at Illinois State	W	8-2
4/29	at Illinois State	W	5-2
5/1	at Missouri	W	9-6
5/1	at Missouri	W	6-5
5/5	Indiana State	W	6-1
5/5	Indiana State	L	12-13
5/6	Indiana State	W	12-6
5/6	Indiana State	L	2-5
5/13	Western Kentucky	L	4-7
5/13	Western Kentucky	W	7-4

**MVC TOURNAMENT
(AT WICHITA STATE)**

5/16	(N) Bradley	W	10-9
5/17	(N) Creighton	L	4-5
5/18	(N) Illinois State	W	6-1
5/18	(N) Creighton	W	7-5
5/19	(N) Creighton	W	9-8

**NCAA REGIONAL
(AT STANFORD)**

5/24	(N) Fresno State	L	2-3
5/25	(N) Campbell	W	8-7
5/26	(N) Fresno State	W	3-1
5/26	(N) San Diego State	L	3-4

THE SAM RIGGLEMAN ERA

(1991-94)

OVERALL: 82-114-1 (.419)

MVC: 19-51 (.275)

1991 [27-36-1, 6-18 MVC (6TH)]

3/5	at Arkansas State	L	6-8
3/5	at Arkansas State	L	7-8
3/8	(N) Villanova	L	4-9
3/8	at Miami (Fla.)	W	2-1
3/9	(N) Fairleigh Dickinson	W	12-8
3/9	at Miami (Fla.)	L	0-12
3/11	(N) Maine	W	8-3
3/12	(N) George Washington	L	11-13
3/13	(N) George Washington	W	16-2
3/14	(N) Maine	W	8-5
3/15	(N) Rutgers	L	2-3
3/16	(N) Rutgers	L	7-12
3/21	at Southeast Missouri	W	7-4
3/23	NE ILLINOIS	W	10-9
3/24	NE ILLINOIS	W	4-3
3/24	NE ILLINOIS	W	4-2
3/26	AUSTIN PEAY	W	7-5
3/29	MISSOURI STATE	L	1-6
3/30	MISSOURI STATE	W	8-3
3/30	MISSOURI STATE	L	2-9
3/31	MISSOURI STATE	L	4-8
4/2	at Evansville	L	0-7
4/2	at Evansville	L	0-1
4/6	at Bradley	L	4-10
4/6	at Bradley	L	0-4
4/7	at Bradley	L	0-3
4/7	at Bradley	L	2-7
4/9	EVANSVILLE	W	9-2
4/10	EVANSVILLE	W	5-4
4/11	Southeast Missouri	W	5-4
4/13	at Creighton	L	1-12
4/13	at Creighton	L	0-3
4/14	at Creighton	L	3-7
4/14	at Creighton	L	2-5
4/16	SIU Edwardsville	W	10-7
4/17	ARKANSAS STATE	W	10-2
4/17	ARKANSAS STATE	W	12-0
4/19	WICHITA STATE	L	3-14
4/20	WICHITA STATE	L	1-5
4/20	WICHITA STATE	W	4-2
4/21	WICHITA STATE	L	5-7
4/23	SAINT LOUIS	L	1-12
4/24	at Eastern Illinois	L	1-5
4/24	at Eastern Illinois	W	7-1
4/25	at Murray State	W	11-8
4/27	ILLINOIS STATE	W	6-5
4/27	ILLINOIS STATE	L	1-2
4/28	ILLINOIS STATE	W	13-5
4/28	ILLINOIS STATE	W	6-4
4/29	MISSOURI	L	3-4
4/29	MISSOURI	L	5-8
5/1	MURRAY STATE	W	16-5
5/3	at Austin Peay	L	2-13
5/4	(N) Eastern Michigan	L	0-3
5/4	(N) Morehead State	T	1-1
5/5	at Wright State	L	1-2
5/11	at Indiana State	W	3-1
5/11	at Indiana State	L	2-7
5/12	at Indiana State	L	3-5
5/12	at Indiana State	L	3-9

MVC TOURNAMENT (AT WICHITA STATE)

5/15	Indiana State	L	4-5
5/16	Illinois State	W	5-2
5/17	Bradley	W	10-1
5/17	Indiana State	L	2-7

1992 [18-31, 6-13 MVC (7TH)]

2/29	Mississippi	L	0-16
3/1	Mississippi	L	1-12
3/6	EASTERN KENTUCKY	W	4-2
3/7	IOWA	L	5-8
3/8	NORTHERN ILLINOIS	L	2-4

Spring Break Trip (Miami, Fla.)

3/13	(N) Illinois	L	0-5
3/14	(N) Illinois	L	4-8
3/14	(N) Mercy College	W	7-0
3/16	(N) Rutgers	W	10-8
3/17	(N) Florida International	W	8-4
3/18	(N) Rutgers	W	14-13
3/19	(N) Columbia	W	9-8
3/20	at Miami (Fla.)	L	1-9
3/21	at Miami (Fla.)	L	1-5
3/24	LOUISVILLE	L	2-4
3/26	NE ILLINOIS	W	9-3
3/26	NE ILLINOIS	L	4-7
3/28	Missouri State	L	4-9
3/28	Missouri State	L	3-15
3/29	Missouri State	W	5-3
4/1	at Saint Louis	W	11-7
4/2	AUSTIN PEAY	W	10-6
4/4	CREIGHTON	W	3-1
4/4	CREIGHTON	L	6-11
4/5	CREIGHTON	L	2-7
4/7	EVANSVILLE	L	3-8
4/8	EASTERN ILLINOIS	W	8-6
4/8	EASTERN ILLINOIS	L	0-5
4/11	BRADLEY	L	2-6
4/11	BRADLEY	L	1-5
4/12	BRADLEY	W	7-2
4/14	at Kentucky	L	11-24
4/15	SAINT LOUIS	L	1-6
4/16	(N*) SIU Edwardsville	L	2-8
4/18	at Northern Iowa	W	1-0
4/22	at Missouri	L	7-13
4/24	at Illinois State	L	4-7
4/25	at Illinois State	W	8-2
4/26	at Illinois State	W	6-3
4/28	at Evansville	W	5-3
5/1	at Wichita State	L	4-8
5/2	at Wichita State	L	3-5
5/3	at Wichita State	L	2-13
5/5	MURRAY STATE	W	15-11
5/6	Southeast Missouri	L	5-6
5/7	at Austin Peay	L	2-12
5/9	INDIANA STATE	L	1-5
5/9	INDIANA STATE	L	4-5
5/10	INDIANA STATE	L	5-9

1993 [22-29, 5-15 MVC (7TH)]

2/21	at Oklahoma State	L	6-9
2/22	at Oklahoma State	W	2-1
2/26	at Memphis	L	1-9
2/27	at Middle Tennessee	L	3-10
2/28	at Middle Tennessee	W	7-5
3/7	UT MARTIN	W	3-1
3/9	at Arkansas State	L	1-7
3/12	(N) Mercy College	W	4-3
3/12	(N) Mercy College	W	8-3
3/14	(N) Columbia	W	17-5
3/15	(N) Rutgers	W	5-1
3/15	(N) Maine	W	4-3
3/17	(N) Rutgers	L	8-11
3/18	at Miami (Fla.)	L	2-6
3/19	(N) Columbia	W	11-0
3/19	(N) Iona	W	6-0
3/24	at Louisville	W	11-7
3/27	NE ILLINOIS	W	13-6

3/28	NE ILLINOIS	L	5-6
3/28	NE ILLINOIS	W	6-4
3/30	SAINT LOUIS	L	4-6
3/31	at Austin Peay	L	4-8
4/3	at Creighton	L	1-2
4/3	at Creighton	W	3-2
4/4	at Creighton	L	11-14
4/6	KENTUCKY	L	5-7
4/7	at Eastern Illinois	L	1-2
4/7	at Eastern Illinois	L	0-8
4/10	NORTHERN IOWA	W	5-4
4/10	NORTHERN IOWA	W	4-0
4/11	NORTHERN IOWA	W	12-4
4/16	Southeast Missouri	W	9-8
4/17	ILLINOIS STATE	L	3-12
4/17	ILLINOIS STATE	L	4-12
4/18	ILLINOIS STATE	W	7-6
4/20	at Murray State	W	12-9
4/22	Southeast Missouri	W	10-3
4/24	at Bradley	L	4-14
4/24	at Bradley	L	4-9
4/25	at Bradley	L	2-6
4/27	EVANSVILLE	L	1-9
4/28	at Evansville	L	4-5
5/1	WICHITA STATE	L	0-7
5/1	WICHITA STATE	L	1-10
5/5	MURRAY STATE	W	7-4
5/8	at Indiana State	L	0-8
5/8	at Indiana State	L	6-7
5/9	at Indiana State	L	3-9
5/14	MISSOURI STATE	L	8-9
5/15	MISSOURI STATE	L	6-14
5/15	MISSOURI STATE	L	4-5

1994 [27-26, 9-10 MVC (5TH)]

2/27	at Mississippi	L	0-10
2/27	at Mississippi	L	3-9
3/1	at Arkansas State	L	6-8
3/2	at Memphis	L	5-11

SALUKI/BEST INNS CLASSIC

3/4	EASTERN ILLINOIS	W	8-7
3/5	EASTERN MICHIGAN	W	6-4
3/6	IOWA	W	4-3
3/11	(N) Pace	W	9-5
3/12	(N) Rutgers	W	8-5
3/13	(N) Rutgers	L	3-8
3/14	(N) Iona	W	7-2
3/15	(N) Detroit	W	14-3
3/15	at Florida International	W	5-3
3/17	(N) Iona	W	7-2
3/18	at Miami (Fla.)	L	1-5
3/19	at Miami (Fla.)	L	3-12
3/22	SAINT LOUIS	W	9-2
3/24	Southeast Missouri	L	2-4
3/25	MISSOURI-ST. LOUIS	W	5-4
3/29	ILLINOIS	L	11-16
3/30	at Missouri	L	8-10
4/2	CREIGHTON	W	14-11
4/2	CREIGHTON	L	3-8
4/3	CREIGHTON	W	12-11
4/5	at Kentucky	W	15-14
4/7	at Murray State	W	7-1
4/9	at Missouri State	L	3-4
4/9	at Missouri State	L	4-10
4/13	ARKANSAS STATE	L	6-8
4/14	Southeast Missouri	L	9-11
4/16	at Wichita State	L	1-10
4/16	at Wichita State	L	1-11
4/17	at Wichita State	L	6-8

(Associate Head Coach Ken Henderson took over head coaching duties for the final 20 games of the season, leading SIU to a 12-8 record.)

4/20	Austin Peay	W	19-9
4/23	BRADLEY	L	3-5
4/23	BRADLEY	W	15-2
4/24	BRADLEY	L	2-4
4/26	EVANSVILLE	L	5-10
4/27	at Evansville	L	2-5
5/1	at Illinois State	W	10-3
5/1	at Illinois State	L	3-4
5/3	AUSTIN PEAY	W	9-1
5/4	at Illinois	W	10-5
5/5	MURRAY STATE	W	4-3
5/7	INDIANA STATE	W	7-4
5/7	INDIANA STATE	W	9-6
5/7	INDIANA STATE	W	11-5
5/13	at Northern Iowa	W	4-1
5/15	at Northern Iowa	W	13-2
5/15	at Northern Iowa	L	3-10

**MVC TOURNAMENT
(AT WICHITA STATE)**

5/18	(N) Missouri State	W	3-1
5/19	(N) Bradley	L	2-12
5/20	(N) Illinois State	L	8-9

THE DAN CALLAHAN ERA

(1995-2010)

OVERALL: 442-447-1 (.497)

MVC: 207-237-1 (.465)

Dan Callahan guided the program for 16 seasons and is the second-winningest coach in Saluki Baseball history. He remains the eighth-winningest coach in MVC history with 442 wins overall, and his 206 league wins are fifth in Valley history. Callahan lost a long battle with a rare form of skin cancer in November 2010. Two years later, the MVC named its baseball Coach of the Year award in honor of Callahan. He is the only MVC coach in any sport to have an annual league award named in his honor.

1995 [21-30, 8-21 MVC (9TH)]

2/25	at Mississippi	L	2-11
2/26	at Mississippi	L	0-8

SALUKI/BEST INNS CLASSIC

3/4	BALL STATE	W	4-1
3/5	NORTHERN ILLINOIS	W	13-9
3/6	EASTERN KENTUCKY	W	8-7
3/8	MISSOURI	W	14-1
3/10	at UT Martin	L	2-10
3/11	at UT Martin	W	11-7
3/13	(N) Rutgers	W	13-9
3/13	(N) Iona	W	12-10
3/14	at Miami (Fla.)	L	4-5
3/15	at Miami (Fla.)	L	3-5
3/18	at Florida	L	5-13
3/19	at Florida	L	1-5
3/22	Austin Peay	W	9-6
3/25	at Bradley	W	9-8
3/25	at Bradley	W	8-4
3/26	at Bradley	W	11-2
3/26	at Bradley	L	6-19
3/28	ILLINOIS	W	12-8
3/29	Southeast Missouri	L	2-17
3/31	ILLINOIS STATE	L	3-9
4/1	ILLINOIS STATE	L	2-3
4/1	ILLINOIS STATE	L	0-7
4/2	ILLINOIS STATE	L	8-13
4/5	at Eastern Illinois	W	12-2
4/8	at Creighton	L	3-4
4/8	at Creighton	L	0-5
4/12	at Saint Louis	W	10-4
4/14	MISSOURI STATE	W	15-14

4/15	MISSOURI STATE	L	5-13
4/15	MISSOURI STATE	L	2-18
4/16	MISSOURI STATE	L	6-9
4/18	MURRAY STATE	W	20-8
4/19	ARKANSAS STATE	L	6-8
4/21	at Indiana State	L	1-7
4/22	at Indiana State	W	7-6
4/22	at Indiana State	L	2-7
4/28	at Evansville	L	6-13
4/29	at Evansville	L	3-8
4/29	at Evansville	W	8-1
4/30	at Evansville	L	1-3
5/2	at Illinois	W	11-0
5/5	WICHITA STATE	L	2-12
5/6	WICHITA STATE	L	5-6
5/6	WICHITA STATE	L	3-7
5/7	WICHITA STATE	L	3-16
5/12	NORTHERN IOWA	W	6-3
5/13	NORTHERN IOWA	L	6-7
5/13	NORTHERN IOWA	W	7-2
5/14	NORTHERN IOWA	L	11-18

1996 [29-26, 18-12 MVC (3RD)]

2/23	at Stetson	L	1-7
2/24	at Stetson	L	10-12
2/25	at Stetson	W	7-6

SALUKI/BEST INNS CLASSIC

3/1	EASTERN ILLINOIS	W	4-1
3/2	NORTHERN ILLINOIS	W	10-0
3/3	WESTERN ILLINOIS	W	8-2
3/9	at UNLV	L	2-4
3/10	at UNLV	L	10-15
3/11	(N) San Diego	W	14-13
3/11	at UNLV	L	10-27
3/12	(N) San Diego	L	10-12

SAN ANTONIO TOURNAMENT

3/13	(N) vs. Indiana	W	8-0
3/14	(N) vs. Notre Dame	L	2-6
3/15	(N) vs. Oral Roberts	L	0-9
3/16	(N) vs. Indiana	L	0-4

3/23	BRADLEY	L	1-14
3/23	BRADLEY	W	6-5
3/24	BRADLEY	W	3-2
3/24	BRADLEY	W	8-4
3/26	ILLINOIS	W	10-8
3/27	at Arkansas State	L	3-5
3/29	at Northern Iowa	L	3-4
3/30	at Northern Iowa	W	4-2
3/30	at Northern Iowa	W	8-5
3/31	at Northern Iowa	W	12-2
4/3	at Austin Peay	W	10-8
4/5	EVANSVILLE	W	6-5
4/6	EVANSVILLE	W	5-4
4/6	EVANSVILLE	L	6-9
4/7	EVANSVILLE	L	1-3
4/10	at Missouri	W	18-8
4/12	at Missouri State	W	6-4
4/13	at Missouri State	W	3-2
4/13	at Missouri State	L	1-11
4/14	at Missouri State	L	13-14
4/16	AUSTIN PEAY	W	7-6
4/19	at Wichita State	W	10-9
4/20	at Wichita State	L	2-7
4/20	at Wichita State	L	4-6
4/21	at Wichita State	L	5-8
4/24	Saint Louis	L	2-3
4/26	INDIANA STATE	W	7-6
4/27	INDIANA STATE	W	6-2
4/27	INDIANA STATE	W	8-7
4/30	at Illinois	L	7-8
5/1	at Eastern Illinois	W	8-6
5/3	CREIGHTON	L	1-12

5/4	CREIGHTON	L	4-5
5/5	CREIGHTON	W	1-0
5/11	at Illinois State	W	8-6
5/11	at Illinois State	W	12-2
5/12	at Illinois State	W	15-2
5/12	at Illinois State	L	9-10

**MVC TOURNAMENT
(AT WICHITA STATE)**

5/15	(N) vs. Evansville	L	10-29
5/16	at Wichita State	L	7-15

1997 [23-32, 13-15 MVC (5TH)]

2/14	at Arizona State	L	0-9
2/15	at Arizona State	L	4-10
2/16	at Arizona State	L	9-25
2/21	at Texas Tech	L	5-8
2/22	at Texas Tech	L	1-8
2/22	at Texas Tech	L	4-9

SALUKI/BEST INNS CLASSIC

2/28	EASTERN ILLINOIS	W	7-2
3/4	MURRAY STATE	L	7-8
3/5	at Evansville	W	20-7
3/7	at Southern Mississippi	L	4-5
3/9	at Southern Mississippi	L	1-2
3/9	at Southern Mississippi	L	11-14
3/11	at New Orleans	L	4-7
3/12	at New Orleans	L	7-13
3/13	at New Orleans	W	6-5
3/14	at SE Louisiana	W	9-4
3/15	at SE Louisiana	L	7-8
3/19	at Evansville	L	3-5
3/19	at Evansville	W	13-0
3/23	McKENDREE	W	8-4
3/23	McKENDREE	W	10-6
3/29	MISSOURI STATE	W	13-6
3/29	MISSOURI STATE	L	7-9
4/1	at Austin Peay	W	6-5
4/6	NORTHERN IOWA	L	6-7
4/6	NORTHERN IOWA	L	6-10
4/9	EVANSVILLE	L	2-11
4/12	at Bradley	W	11-7
4/12	at Bradley	L	7-8
4/13	at Bradley	L	3-5
4/13	at Bradley	W	7-1
4/15	Southeast Missouri	L	4-9
4/16	at Illinois	W	15-13
4/18	WICHITA STATE	L	4-6
4/19	WICHITA STATE	W	4-3
4/19	WICHITA STATE	L	8-11
4/20	WICHITA STATE	L	1-5
4/23	at Saint Louis	W	22-7
4/26	at Creighton	W	11-4
4/26	at Creighton	W	8-3
4/27	at Creighton	W	12-11
4/27	at Creighton	W	9-5
4/30	KY. WESLEYAN	L	4-8
5/3	at Indiana State	L	6-7
5/3	at Indiana State	W	4-1
5/4	at Indiana State	W	9-2
5/4	at Indiana State	L	1-3
5/9	ILLINOIS STATE	W	8-1
5/10	ILLINOIS STATE	L	2-17
5/10	ILLINOIS STATE	L	5-7
5/11	ILLINOIS STATE	L	3-8

**MVC TOURNAMENT
(AT WICHITA STATE)**

5/14	vs. Northern Iowa	W	7-3
5/15	vs. Missouri State	W	5-4
5/16	vs. Missouri State	L	11-17
5/18	vs. Wichita State	L	8-17

1998 [19-35, 11-21 MVC (8TH)]

2/13	(N)vs. San Francisco	L	5-11
2/14	at UNLV	L	8-18
2/15	at UNLV	L	8-15
2/20	at Oklahoma State	L	5-16
2/21	at Oklahoma State	L	6-10
2/22	at Oklahoma State	L	6-8
2/25	at Southeast Missouri	W	9-7

SALUKI/BEST INNS CLASSIC

2/27	EASTERN ILLINOIS	L	8-9
2/28	NORTHERN ILLINOIS	W	14-11
3/01	WESTERN ILLINOIS	W	19-10
3/04	Southeast Missouri	L	5-11
3/08	at Southwest Texas	W	3-2
3/09	at UT-San Antonio	L	6-7
3/10	at Texas	L	6-21

IRISH CLASSIC

SAN ANTONIO, TEXAS

3/11	(N)vs. Notre Dame	L	3-4
3/12	(N)vs. Incarnate Word	W	7-4
3/14	(N)vs. Brigham Young	L	1-7
3/21	CREIGHTON	W	9-5
3/21	CREIGHTON	W	11-9
3/22	CREIGHTON	W	4-3
3/22	CREIGHTON	W	8-3
3/25	ILLINOIS	L	5-7
3/27	at Northern Iowa	W	9-5
3/28	at Northern Iowa	L	5-7
3/29	at Northern Iowa	L	1-2
3/29	at Northern Iowa	W	6-5
4/01	SAINT LOUIS	W	13-2
4/03	at Wichita State	L	3-7
4/04	at Wichita State	L	5-6
4/04	at Wichita State	L	1-4
4/05	at Wichita State	L	1-11
4/08	at Indiana State	L	1-13
4/08	at Indiana State	L	4-6
4/10	EVANSVILLE	W	15-6
4/11	EVANSVILLE	L	4-8
4/12	EVANSVILLE	L	5-6
4/12	EVANSVILLE	L	3-8
4/15	at Murray State	W	20-3
4/19	AUSTIN PEAY	W	6-4
4/19	AUSTIN PEAY	L	5-6
4/22	INDIANA STATE	L	5-9
4/22	INDIANA STATE	L	10-15
4/25	BRADLEY	W	12-5
4/25	BRADLEY	W	5-2
4/26	BRADLEY	L	1-2
4/26	BRADLEY	L	3-14
5/01	at Illinois State	L	10-18
5/02	at Illinois State	L	4-5
5/02	at Illinois State	W	9-7
5/03	at Illinois State	L	7-10
5/08	at Missouri State	L	7-8
5/09	at Missouri State	L	6-9
5/10	at Missouri State	W	7-0
5/10	at Missouri State	L	4-5

1999 [25-29, 9-22 MVC (8TH)]

2/19	at Stetson	L	7-8
2/20	at Stetson	W	10-7
2/21	at Stetson	W	14-6

NEW ORLEANS TOURNAMENT

2/26	at New Orleans	W	4-1
2/27	(N)vs. Missouri	L	12-14
2/28	(N)vs. Notre Dame	L	5-15
3/03	at Murray State	W	5-4
3/06	WESTERN ILLINOIS	W	5-1
3/06	WESTERN ILLINOIS	W	9-8
3/07	WESTERN ILLINOIS	W	6-5
3/10	ILLINOIS	W	11-0

HOMESTEAD CHALLENGE TOURNAMENT

HOMESTEAD, FLA.

3/13	(N)vs. C.W. Post	W	9-3
3/14	(N)vs. Michigan	W	6-0
3/15	(N)vs. Marist College	W	20-3
3/16	(N)vs. Liberty	W	13-2
3/19	at Indiana State	W	7-3
3/20	at Indiana State	L	1-2
3/20	at Indiana State	W	11-4
3/21	at Indiana State	W	5-3
3/24	at Illinois	W	13-12
3/26	at Northern Iowa	W	6-4
3/27	at Northern Iowa	W	10-9
3/27	at Northern Iowa	W	9-3
3/28	at Northern Iowa	W	8-1
4/02	MISSOURI STATE	L	8-9
4/04	MISSOURI STATE	L	3-7
4/04	MISSOURI STATE	L	2-11
4/07	Southeast Missouri	W	6-5
4/09	at Creighton	L	1-3
4/10	at Creighton	L	4-13
4/10	at Creighton	L	11-12
4/11	at Creighton	L	2-6
4/16	WICHITA STATE	L	2-5
4/17	WICHITA STATE	L	1-11
4/17	WICHITA STATE	L	2-6
4/18	WICHITA STATE	L	2-5
4/20	MURRAY STATE	L	3-9
4/21	at Southeast Missouri	W	14-11
4/24	at Bradley	L	2-3
4/24	at Bradley	L	3-9
4/25	at Bradley	L	1-12
4/25	at Bradley	L	7-9
4/30	at Evansville	W	7-2
5/01	at Evansville	L	0-1
5/01	at Evansville	W	4-1
5/02	at Evansville	L	4-5
5/04	AUSTIN PEAY	L	2-3
5/08	at Nebraska	L	5-10
5/08	at Nebraska	L	3-4
5/09	at Nebraska	W	5-3
5/14	ILLINOIS STATE	L	3-4
5/15	ILLINOIS STATE	L	2-7
5/15	ILLINOIS STATE	L	7-13
5/16	ILLINOIS STATE	L	3-7

2000 [26-30, 15-17 MVC (5TH)]

2/11	at South Florida	L	1-6
2/12	at South Florida	L	6-10
2/13	at South Florida	W	3-2
2/20	at UT Martin	W	3-0
2/20	at UT Martin	W	9-5
2/27	WESTERN ILLINOIS	W	5-1
2/27	WESTERN ILLINOIS	W	8-5
3/01	at Murray State	W	26-10

PEPSI/JOHNNY QUICK TOURNAMENT

FRESNO, CALIF.

3/06	(N)vs. UNC-Asheville	L	4-10
3/07	(N)vs. Gonzaga	W	2-1
3/08	(N)vs. Indiana State	L	5-7
3/09	(N)vs. Fresno State	L	0-12
3/10	(N)vs. Temple	W	6-3
3/11	(N)vs. UNC-Asheville	L	4-11
3/18	at Wichita State	L	3-9
3/18	at Wichita State	L	4-11
3/19	at Wichita State	W	5-2
3/19	at Wichita State	L	4-11
3/24	at Illinois State	W	7-6
3/25	at Illinois State	L	3-14
3/25	at Illinois State	L	5-10
3/26	at Illinois State	W	10-5
3/28	ILLINOIS	L	5-15

3/31	EVANSVILLE	W	1-0
4/01	EVANSVILLE	L	2-4
4/01	EVANSVILLE	L	3-5
4/02	EVANSVILLE	L	9-14
4/05	Southeast Missouri	L	6-8
4/08	at Austin Peay	L	1-9
4/09	AUSTIN PEAY	W	6-5
4/11	UT Martin	W	12-6
4/14	at Missouri State	L	0-5
4/15	at Missouri State	L	1-8
4/15	at Missouri State	W	6-4
4/16	at Missouri State	L	7-12
4/19	at Southeast Missouri	L	17-19
4/21	INDIANA STATE	L	3-17
4/22	INDIANA STATE	L	3-6
4/22	INDIANA STATE	L	5-13
4/23	INDIANA STATE	W	15-7
4/26	MURRAY STATE	W	3-0
4/29	BRADLEY	W	5-4
4/29	BRADLEY	W	12-11
4/30	BRADLEY	W	4-3
4/30	BRADLEY	W	6-2
5/03	at Illinois	L	0-7
5/05	at Northern Iowa	W	9-8
5/06	at Northern Iowa	L	3-5
5/06	at Northern Iowa	W	13-6
5/07	at Northern Iowa	L	7-10
5/12	CREIGHTON	W	6-5
5/13	CREIGHTON	W	9-8
5/13	CREIGHTON	W	5-4
5/14	CREIGHTON	L	5-7

MVC TOURNAMENT (AT WICHITA STATE)

5/17	at Wichita State	L	4-6
5/18	vs. Evansville	L	2-4

2001 [19-36, 10-21 MVC (8TH)]

2/09	at Central Florida	L	1-10
2/10	at Central Florida	L	4-10
2/11	at Central Florida	L	3-11
2/16	at Alabama-Birmingham	L	7-11
2/17	at Alabama-Birmingham	W	8-7
2/18	at Alabama-Birmingham	W	6-1

NORTHWESTERN STATE TOURNAMENT

NATCHITOCHE, LA.

2/23	(N)vs. Oral Roberts	W	4-2
2/24	(N)at Northwestern State	L	0-4
2/25	(N)vs Centenary College	W	10-2
2/28	at Murray State	L	3-4
3/03	WESTERN ILLINOIS	W	7-6
3/03	WESTERN ILLINOIS	W	7-4
3/09	at Louisville	L	0-5
3/10	at Louisville	L	4-12
3/11	at Louisville	L	3-6
3/16	WICHITA STATE	L	4-9
3/17	WICHITA STATE	L	1-5
3/17	WICHITA STATE	W	9-5
3/18	WICHITA STATE	L	9-21
3/21	at Saint Louis	L	2-4
3/23	NORTHERN IOWA	L	0-3
3/24	NORTHERN IOWA	W	7-6
3/24	NORTHERN IOWA	W	16-6
3/25	NORTHERN IOWA	W	9-6
3/28	ILLINOIS	L	6-10
3/30	at Indiana State	W	3-2
3/31	at Indiana State	L	5-6
3/31	at Indiana State	L	6-13
4/01	at Indiana State	W	8-7
4/04	Southeast Missouri	L	5-11
4/07	at Creighton	L	12-15
4/07	at Creighton	L	4-14
4/08	at Creighton	L	1-2

4/08	at Creighton	W	13-4
4/13	ILLINOIS STATE	L	4-5
4/14	ILLINOIS STATE	L	4-5
4/14	ILLINOIS STATE	L	5-6
4/15	ILLINOIS STATE	W	5-4
4/18	at Southeast Missouri	L	1-19
4/20	MISSOURI STATE	L	5-8
4/21	MISSOURI STATE	W	4-3
4/21	MISSOURI STATE	L	3-13
4/22	MISSOURI STATE	L	2-11
4/25	MURRAY STATE	W	4-2
4/27	at Evansville	L	6-8
4/28	at Evansville	L	2-7
4/28	at Evansville	L	3-4
4/29	at Evansville	L	8-9
5/02	at Illinois	L	3-7
5/05	at Bradley	L	7-8
5/05	at Bradley	L	0-4
5/06	at Bradley	W	10-6
5/12	UT Martin	W	7-3
5/12	UT Martin	W	2-0
5/13	UT Martin	L	2-4

2002 [32-24, 17-15 MVC (4TH)]

2/15	at Louisiana-Monroe	W	8-1
2/16	at Louisiana-Monroe	W	8-2
2/17	at Louisiana-Monroe	L	6-7

**RON MAESTRI CLASSIC
NEW ORLEANS, LA.**

2/22	(N)at New Orleans	L	4-5
2/23	(N)vs. Missouri	W	8-4
2/24	(N)vs. #4 Notre Dame	W	6-2
3/05	MACMURRAY COLLEGE	W	6-1
3/06	at UT Martin	W	12-10
3/08	EASTERN MICHIGAN	W	5-2
3/10	EASTERN MICHIGAN	W	5-3
3/10	EASTERN MICHIGAN	W	17-8

**IRISH CLASSIC
SAN ANTONIO, TEXAS**

3/13	(N)vs. Ark.-Little Rock	W	2-0
3/14	(N)vs. #35 Notre Dame	L	3-6
3/15	(N)vs. Creighton	W	10-3
3/16	(N)vs. #35 Notre Dame	L	2-3
3/22	BRADLEY	W	10-2
3/23	BRADLEY	L	9-13
3/23	BRADLEY	L	6-7
3/24	BRADLEY	W	1-0
3/30	CREIGHTON	L	3-5
3/30	CREIGHTON	W	13-2
3/31	CREIGHTON	L	2-10
3/31	CREIGHTON	W	14-4
4/03	at Southeast Missouri	L	2-8
4/05	at Illinois State	L	3-5
4/06	at Illinois State	W	3-0
4/06	at Illinois State	W	10-8
4/07	at Illinois State	L	5-8
4/12	at #27 Missouri State	L	7-12
4/13	at #27 Missouri State	L	1-4
4/13	at #27 Missouri State	L	1-4
4/14	at #27 Missouri State	W	10-5
4/17	#23 SOUTHEAST MISSOURI	W	10-5
4/19	EVANSVILLE	W	2-1
4/20	EVANSVILLE	W	7-4
4/20	EVANSVILLE	L	5-10
4/21	EVANSVILLE	W	7-3
4/23	at Murray State	W	15-5
4/26	at Northern Iowa	L	3-6
4/26	at Northern Iowa	W	9-7
4/28	at Northern Iowa	L	6-17
4/28	at Northern Iowa	W	6-5
4/23	MURRAY STATE	W	3-2

5/04	UT Martin	L	6-8
5/04	UT Martin	W	11-7
5/10	INDIANA STATE	L	6-7
5/11	INDIANA STATE	W	5-1
5/11	INDIANA STATE	W	4-2
5/12	INDIANA STATE	W	3-1
5/14	SAINT LOUIS	L	1-8
5/17	at #12 Wichita State	L	6-10
5/18	at #12 Wichita State	L	1-6
5/18	at #12 Wichita State	W	2-1
5/19	at #12 Wichita State	W	4-3

**MVC TOURNAMENT
(AT WICHITA STATE)**

5/22	vs. Missouri State	L	7-14
5/23	vs. #15 Wichita State	L	1-17

2003 [30-25, 17-13 MVC (3RD)]

2/15	at Centenary	W	9-2
2/15	at Centenary	L	1-16
2/16	at Centenary	W	12-9
2/21	at South Florida	L	1-9
2/22	at South Florida	W	4-3
2/23	at South Florida	L	8-11

MEMPHIS, TENN.

3/01	(N)vs. Blackburn	L	3-5
3/02	(N)vs. Northern Illinois	W	8-4
3/08	IOWA	L	1-13
3/08	IOWA	W	4-2
3/09	IOWA	W	5-3
3/11	at #29 Oklahoma	L	2-10
3/12	at #29 Oklahoma	L	4-20
3/15	CENTRAL MICHIGAN	W	12-4
3/15	CENTRAL MICHIGAN	W	6-1
3/16	CENTRAL MICHIGAN	L	2-9
3/19	MURRAY STATE	W	3-0
3/21	NORTHERN IOWA	W	10-6
3/22	NORTHERN IOWA	W	5-4
3/22	NORTHERN IOWA	W ⁽¹⁰⁾	7-6
3/23	NORTHERN IOWA	W	5-4
3/28	at Indiana State	W	8-1
3/28	at Indiana State	W	3-2
3/29	at Indiana State	L	0-3
3/30	at Indiana State	L	1-6
4/02	Southeast Missouri	L	5-7
4/04	ILLINOIS STATE	W ⁽⁷⁾	10-0
4/04	ILLINOIS STATE	W	5-1
4/05	ILLINOIS STATE	L	6-10
4/09	at Southeast Missouri	L	3-4
4/11	at Bradley	W	10-2
4/12	at Bradley	W	8-3
4/12	at Bradley	L	2-6
4/13	at Bradley	W	10-4
4/18	MISSOURI STATE	W	5-0
4/19	MISSOURI STATE	L	0-5
4/19	MISSOURI STATE	L	3-8
4/20	MISSOURI STATE	L ⁽⁷⁾	1-12
4/26	at Evansville	L	0-2
4/26	at Evansville	W	20-6
4/27	at Evansville	W ⁽⁸⁾	2-1
4/27	at Evansville	L	2-4
5/02	at Creighton	W	3-1
5/03	at Creighton	L	1-11
5/03	at Creighton	W	9-7
5/09	WICHITA STATE	L	3-5
5/10	WICHITA STATE	W	4-3
5/10	WICHITA STATE	L	6-11
5/11	WICHITA STATE	L ⁽⁷⁾	4-14
5/13	(N)vs. Saint Louis	W	14-0

**MVC TOURNAMENT
(AT WICHITA STATE)**

5/21	vs. Northern Iowa	W	10-6
------	-------------------	---	------

5/22	at Wichita State	W	6-4
5/23	vs. Missouri State	W	9-4
5/24	at Wichita State	L	1-2
5/24	at Wichita State	L	0-3

2004 [27-32-1, 15-16-1 MVC (4TH)]

2/13	at #19 Florida Atlantic	L	2-14
2/14	at #19 Florida Atlantic	L	0-7
2/15	at #19 Florida Atlantic	L	2-7
2/20	at Vanderbilt	L	6-12
2/21	at Vanderbilt	L	8-10
2/22	at Vanderbilt	L	0-15
2/27	NORTHERN ILLINOIS	L	1-5
2/28	NORTHERN ILLINOIS	L	3-7
2/29	NORTHERN ILLINOIS	L	5-6

IRISH CLASSIC

SAN ANTONIO, TEXAS

3/06	(N)vs. #7 Notre Dame	L ⁽¹¹⁾	11-12
3/07	(N)vs. Penn State	L ⁽¹⁰⁾	7-8
3/08	(N)vs. Texas-San Antonio	L	0-5
3/09	(N)vs. Penn State	W	12-9
3/18	at Murray State	W	22-6
3/20	#8 NOTRE DAME	W	8-4
3/21	#8 NOTRE DAME	L	3-5
3/23	Southeast Missouri	W	6-5
3/27	BRADLEY	W	4-2
3/27	BRADLEY	W ⁽⁸⁾	11-1
3/28	BRADLEY	L ⁽⁷⁾	1-7
3/28	BRADLEY	T	7-7
4/02	at Missouri State	W ⁽¹⁰⁾	3-2
4/03	at Missouri State	L	0-2
4/03	at Missouri State	L	3-7
4/04	at Missouri State	L	3-6
4/09	EVANSVILLE	W	7-3
4/10	EVANSVILLE	L	5-7
4/10	EVANSVILLE	L	3-7
4/11	EVANSVILLE	W	6-5
4/14	MURRAY STATE	W	11-5
4/16	at #11 Wichita State	L	1-9
4/17	at #11 Wichita State	L	2-15
4/17	at #11 Wichita State	L	1-5
4/18	at #11 Wichita State	W	6-5
4/21	at Southeast Missouri	W	9-6
4/23	CREIGHTON	W	4-2
4/24	CREIGHTON	W	9-6
4/25	CREIGHTON	L	0-3
4/25	CREIGHTON	W	7-4
4/30	at Illinois State	L	3-6
5/01	at Illinois State	W	10-1
5/02	at Illinois State	W	1-0
5/02	at Illinois State	L	4-5
5/07	INDIANA STATE	W	5-2
5/08	INDIANA STATE	L	1-2
5/08	INDIANA STATE	L ⁽⁸⁾	0-10
5/09	INDIANA STATE	W	11-8
5/12	vs. Saint Louis	W	5-1
5/15	UW-MILWAUKEE	L	2-8
5/15	UW-MILWAUKEE	W	5-4
5/16	UW-MILWAUKEE	W ⁽¹⁰⁾	9-8
5/20	at Northern Iowa	L	2-3
5/21	at Northern Iowa	L	2-3
5/22	at Northern Iowa	W	1-0
5/22	at Northern Iowa	W ⁽¹⁰⁾	5-2

**MVC TOURNAMENT
(AT MISSOURI STATE)**

5/26	at Missouri State	W	3-1
5/27	vs. Creighton	W	6-5
5/28	vs. Evansville	W ⁽⁸⁾	11-1
5/29	vs. #8 Wichita State	L	1-5
5/29	vs. #8 Wichita State	L	3-11

2005 [38-21, 15-9 MVC (3RD)]

2/11	at #31 Stetson	L	2-9
2/12	at #31 Stetson	L	9-10
2/13	at #31 Stetson	W	11-3
2/18	at New Orleans	W	5-2
2/19	at New Orleans	W	8-1
2/20	at New Orleans	W	15-2
2/25	at #15 Ole Miss	W ⁽¹⁰⁾	8-7
2/26	at #15 Ole Miss	L	2-9
3/02	at Murray State	L	5-7
3/04	NORTHERN ILLINOIS	W	6-3
3/05	NORTHERN ILLINOIS	W ⁽¹⁰⁾	6-5
3/06	NORTHERN ILLINOIS	L	3-9
3/10	at Southeast Missouri	L	3-7
3/11	CHICAGO STATE	W	13-7
3/12	CHICAGO STATE	W	8-0
3/13	CHICAGO STATE	W	4-0
3/15	at Middle Tennessee	L	1-6
3/16	at Middle Tennessee	W	10-8
3/18	WESTERN MICHIGAN	W	8-1
3/19	WESTERN MICHIGAN	L	2-6
3/20	WESTERN MICHIGAN	L ⁽¹¹⁾	1-2
3/25	NORTHERN IOWA	W	7-3
3/26	NORTHERN IOWA	W ⁽⁷⁾	18-2
3/27	NORTHERN IOWA	W	8-4
3/29	UT MARTIN	W ⁽¹¹⁾	4-3
4/01	at Creighton	L	3-5
4/02	at Creighton	L	0-7
4/03	at Creighton	W	3-1
4/06	MURRAY STATE	W	6-2
4/08	at Bradley	L	1-2
4/09	at Bradley	W	2-1
4/10	at Bradley	L ⁽¹⁰⁾	3-4
4/12	EASTERN ILLINOIS	W	9-0
4/15	MISSOURI STATE	L	6-7
4/16	MISSOURI STATE	W	8-5
4/17	MISSOURI STATE	W	4-2
4/19	at UT Martin	W	12-7
4/22	at Evansville	W	9-3
4/23	at Evansville	L	2-3
4/24	at Evansville	W ⁽⁷⁾	13-0
4/27	Southeast Missouri	W	7-3
4/30	at Indiana State	W	12-2
4/30	at Indiana State	L	8-11
5/01	at Indiana State	W ⁽⁷⁾	14-3
5/03	ILLINOIS	L ⁽¹⁰⁾	7-9
5/04	(N)Vs. Saint Louis	W	6-0
5/06	#34 WICHITA STATE	L	0-4
5/07	#34 WICHITA STATE	W	5-1
5/08	#34 WICHITA STATE	W	4-1
5/13	SOUTH DAKOTA STATE	W	7-2
5/14	SOUTH DAKOTA STATE	W	8-1
5/15	SOUTH DAKOTA STATE	W	6-1
5/17	(N)Vs. #20 Missouri (O'Fallon, Mo.)	W	7-0
5/20	ILLINOIS STATE	L ⁽⁸⁾	2-16
5/20	ILLINOIS STATE	W	8-6
5/21	ILLINOIS STATE	W	5-4

**MVC TOURNAMENT
(AT WICHITA STATE)**

5/25	vs. Evansville	W	10-9
5/26	vs. Wichita State	L	0-9
5/27	vs. Indiana State	L	4-5

2006 [33-25, 12-12 MVC (5TH)]

2/10	at #20 Florida Atlantic	W	7-6
2/11	at #20 Florida Atlantic	L	0-12
2/12	at #20 Florida Atlantic	W	17-8

**SAM HOUSTON TOURNAMENT
(HUNTSVILLE, TEXAS)**

2/17	vs. Dallas Baptist	W	8-5
2/19	vs. Texas A&M-CC	W	12-2

2/23	CENTRAL MICHIGAN	W	11-8
2/24	CENTRAL MICHIGAN	W	10-7
2/25	CENTRAL MICHIGAN	W	11-3
2/26	CENTRAL MICHIGAN	W	6-5
3/01	at Murray State	W	8-7
3/03	NORTHERN ILLINOIS	W	7-4
3/04	NORTHERN ILLINOIS	L	0-8
3/05	NORTHERN ILLINOIS	L	6-8
3/07	SOUTH DAKOTA ST	W	6-2
3/08	SOUTH DAKOTA ST	L	7-9
3/10	MIDDLE TENNESSEE	L	0-9
3/11	MIDDLE TENNESSEE	W ⁽¹⁰⁾	9-8
3/12	MIDDLE TENNESSEE	W	7-6

SAN ANTONIO, TEXAS

3/15	(N)vs. Iowa	L	3-4
3/16	(N)vs. Iowa	L	9-15
3/17	(N)vs. Notre Dame	L	2-12
3/18	(N)vs. Notre Dame	L	0-4
3/22	MURRAY STATE	W	8-4
3/24	at #11 Wichita State	W	4-2
3/25	at #11 Wichita State	W	5-1
3/26	at #11 Wichita State	L	3-4
3/29	UT Martin	W	7-1
3/31	BRADLEY	L	6-9
4/01	BRADLEY	W	10-5
4/02	BRADLEY	L	7-9
4/04	at UT Martin	L	4-5
4/05	at Southeast Missouri	L	11-13
4/07	NORTH DAKOTA ST	W	9-8
4/08	NORTH DAKOTA ST	W	8-5
4/09	NORTH DAKOTA ST	W	14-8
4/11	Southeast Missouri	W	8-5
4/14	#22 CREIGHTON	W ⁽¹⁰⁾	3-2
4/15	#22 CREIGHTON	L	1-2
4/16	#22 CREIGHTON	W	7-2
4/19	at Eastern Illinois	W	4-3
4/21	at Missouri State	L	6-10
4/22	at Missouri State	W	7-2
4/23	at Missouri State	W	9-2
4/26	(N)vs. Saint Louis	W	5-3
4/28	at Northern Iowa	L	6-11
4/28	at Northern Iowa	W	14-2
4/30	at Northern Iowa	L	6-8
5/05	INDIANA STATE	W	9-1
5/06	INDIANA STATE	W	4-2
5/07	INDIANA STATE	W	8-7
5/12	EVANSVILLE	L	4-7
5/13	EVANSVILLE	L	3-7
5/14	EVANSVILLE	L	4-10
5/18	at Illinois State	L	1-7
5/19	at Illinois State	W	10-5
5/20	at Illinois State	L	5-6

**MVC TOURNAMENT
(AT WICHITA STATE)**

5/24	vs. Missouri State	L	5-7
5/25	vs. Evansville	L ⁽⁷⁾	0-10

2007 [34-22, 13-11 MVC (T-3RD)]

2/09	at Stetson	L	4-5
2/10	at Stetson	W	6-1
2/11	at Stetson	L	0-3

**COCA-COLA CLASSIC
(HATTIESBURG, MISS.)**

2/16	(N)at Southern Miss	L	0-9
2/17	(N)vs. Northwestern State	W	3-2
2/18	(N)vs. Louisville	W ⁽¹³⁾	4-3
2/23	CENTRAL MICHIGAN	W	3-1
2/25	CENTRAL MICHIGAN	W	4-2
2/25	CENTRAL MICHIGAN	W	10-8
2/28	at UT Martin	W	12-5
3/02	NORTHERN ILLINOIS	W	9-4

3/03	NORTHERN ILLINOIS	W	5-1
3/04	NORTHERN ILLINOIS	L	6-9
3/07	at Murray State	L	8-9
3/10	YOUNGSTOWN STATE	W	6-4
3/11	YOUNGSTOWN STATE	W	8-6
3/13	at Middle Tennessee	W	10-4
3/14	at Middle Tennessee	L	8-9
3/16	WESTERN MICHIGAN	W	6-3
3/17	WESTERN MICHIGAN	W	13-3
3/18	WESTERN MICHIGAN	W	5-1
3/21	MURRAY STATE	W	7-4
3/23	ILLINOIS STATE	W	6-3
3/24	ILLINOIS STATE	W	5-3
3/25	ILLINOIS STATE	W	9-4
3/28	UT Martin	W	13-8
3/30	at Evansville	L ⁽⁷⁾	0-10
3/31	at Evansville	L ⁽⁷⁾	2-14
4/01	at Evansville	W ⁽¹¹⁾	8-5
4/07	VALPARAISO	L	5-6
4/08	VALPARAISO	W	7-0
4/10	at SE Missouri	W	7-2
4/14	#11 WICHITA STATE	L	7-10
4/15	#11 WICHITA STATE	L	4-8
4/15	#11 WICHITA STATE	L ⁽⁷⁾	9-19
4/18	SE MISSOURI	L	7-9
4/20	at Bradley	L	1-6
4/21	at Bradley	W	2-1
4/22	at Bradley	L ⁽⁸⁾	4-14
4/25	(N)vs. Saint Louis	W	7-0
4/27	MISSOURI STATE	W	5-3
4/28	MISSOURI STATE	W	6-4
4/29	MISSOURI STATE	W	10-8
5/01	ILLINOIS	L	5-13
5/04	at Creighton	W ⁽¹¹⁾	4-3
5/05	at Creighton	L	2-5
5/06	at Creighton	L	0-7
5/11	NORTHERN IOWA	W	7-2
5/12	NORTHERN IOWA	L	2-8
5/13	NORTHERN IOWA	W	3-2
5/15	EASTERN ILLINOIS	W	5-4
5/17	at Indiana State	L ⁽¹¹⁾	5-6
5/18	at Indiana State	W	12-3
5/19	at Indiana State	W	9-8

**MVC TOURNAMENT
(AT MISSOURI STATE)**

5/23	(N)vs. #25 Creighton	L	5-8
5/24	(N)vs. #12 Wichita State	L	2-4

2008 [34-23, 12-12 MVC (5TH)]

2/22	vs. Western Michigan	L	5-11
2/23	vs. Western Michigan-1	W ⁽¹⁰⁾	7-6
2/23	vs. Western Michigan-2	L	4-5
2/28	at UT Martin	W	10-6
3/01	(N)vs. Northern Illinois-1	L	1-3
3/01	(N)vs. Northern Illinois-2	L	3-7
3/02	NORTHERN ILLINOIS	W	5-3
3/05	at Middle Tennessee	L	3-7
3/09	Butler	W	8-1
3/10	Butler	W	9-2

**IRISH CLASSIC
(SAN ANTONIO, TEXAS)**

3/12	(N)vs. Buffalo	L	2-3
3/13	(N)vs. Prairie View A&M	W	10-4
3/14	(N)vs. UT-Pan American	W	16-8
3/15	(N)vs. Notre Dame	L	0-4
3/15	(N)vs. Buffalo	W	9-8
3/21	INDIANA STATE	W	7-2
3/22	INDIANA STATE	W	11-3
3/23	INDIANA STATE	L	6-15
3/25	at Eastern Illinois	W	3-1
3/26	UT Martin	W	6-3

3/28	at Missouri State	L	2-5
3/29	at Missouri State	W	8-7
3/30	at Missouri State	L	0-5
4/01	(N)vs. Illinois	L	2-5
4/02	at Arkansas State	W	10-3
4/04	UW-MILWAUKEE	W	10-9
4/05	UW-MILWAUKEE	W	5-4
4/06	UW-MILWAUKEE	W	5-2
4/07	MURRAY STATE	W	17-4
4/08	at Southeast Missouri	L	4-11
4/11	BRADLEY	L	3-7
4/12	BRADLEY	L	3-4
4/13	BRADLEY	L	6-11
4/15	Southeast Missouri	W	5-4
4/18	at #5 Wichita State	L	0-10
4/19	at #5 Wichita State	W	3-0
4/20	at #5 Wichita State	L	3-8
4/23	(N)vs. #4 Missouri	W	2-1
4/25	at Northern Iowa	L	13-14
4/26	at Northern Iowa	W	7-5
4/26	at Northern Iowa	W	11-7
4/29	at Illinois	W ⁽¹¹⁾	3-2
4/30	at Murray State	W	14-11
5/03	CREIGHTON	L	0-5
5/03	CREIGHTON	L ⁽¹⁰⁾	8-9
5/04	CREIGHTON	W	5-4
5/09	at Illinois State	W	4-3
5/10	at Illinois State	W	10-5
5/10	at Illinois State	L ⁽¹²⁾	1-2
5/13	(N)vs. Saint Louis	W ⁽¹¹⁾	2-1
5/16	EVANSVILLE	W	8-2
5/16	EVANSVILLE	W	7-2
5/17	EVANSVILLE	W	4-2

**MVC TOURNAMENT
(AT WICHITA STATE)**

5/21	(N)vs. Northern Iowa	W	5-3
5/22	at #18 Wichita State	L ⁽⁷⁾	0-12
5/23	(N)vs. Creighton	W	6-5
5/23	(N)vs. Missouri State	L	6-11

2009 [24-28, 11-9 MVC (5TH)]

**CARAVELLE RESORT TOURNAMENT
(MYRTLE BEACH, S.C.)**

2/20	(N)vs. James Madison	W	19-4
2/20	(N)at #22 Coastal Carolina	L	3-16
2/21	(N)vs. Troy	L	2-8
2/22	(N)vs. Troy	L	3-10
2/24	at UT Martin	L	5-6

**BRIGHT HOUSE INVITATIONAL
(DELAND, FLA.)**

2/27	(N) vs. South Alabama	L	2-3
2/28	at Stetson	L	5-10
3/1	(N)vs. Iowa	W	8-3
3/3	UT MARTIN	W	5-4
3/4	EASTERN ILLINOIS	L	1-5
3/6	NORTHERN ILLINOIS	L	4-8
3/7	NORTHERN ILLINOIS	L	0-1
3/8	NORTHERN ILLINOIS	W	9-7
3/10	BALL STATE	L	5-10
3/11	BALL STATE	W	10-8
3/13	NORTH DAKOTA	L	7-8
3/14	NORTH DAKOTA	W ⁽¹⁰⁾	4-3
3/15	NORTH DAKOTA	L	5-7
3/17	at Middle Tennessee	W	9-4
3/18	at Middle Tennessee	L	3-11
3/20	NORTHERN IOWA	W	8-7
3/21	NORTHERN IOWA	W	8-7
3/22	NORTHERN IOWA	W	8-7
3/25	ARKANSAS STATE	W	10-3
3/28	at Creighton	L	3-4

3/28	at Creighton	L	3-4
3/29	at Creighton	L ⁽⁷⁾	0-10
4/1	vs. Murray State (Paducah, Ky.)	W ⁽¹⁰⁾	9-1
4/3	MISSOURI STATE	L	9-10
4/4	MISSOURI STATE	L	3-9
4/7	Southeast Missouri	W	7-0
4/11	JACKSONVILLE ST.-1	L	5-8
4/11	JACKSONVILLE ST.-2	L	3-6
4/14	at Southeast Missouri	W ⁽¹⁰⁾	4-2
4/15	(N)vs. Illinois	W	9-6
4/17	at Indiana State	L	4-5
4/18	at Indiana State-1	L	5-10
4/18	at Indiana State-2	L	3-5
4/24	ILLINOIS STATE	W	9-5
4/25	ILLINOIS STATE	W	7-6
4/26	ILLINOIS STATE	W	8-0
4/28	at #28 Illinois	L	1-5
5/1	at Bradley	L	0-1
5/2	at Bradley	W ⁽¹¹⁾	4-2
5/3	at Bradley	W ⁽⁸⁾	11-1
5/12	at Saint Louis	L	0-4
5/14	at Evansville	W	5-2
5/15	at Evansville	W	11-7
5/16	at Evansville	W	11-5

**MVC TOURNAMENT
(AT WICHITA STATE)**

5/20	(N)vs. Creighton	L	1-5
5/21	(N)vs. Missouri State	L	4-8
5/22	(N)vs. Indiana State	W	10-6

2010 [28-29, 10-10 MVC (T-3RD)]

2/19	at Arkansas State	L	5-14
2/20	at Arkansas State	L	3-5
2/26	at Jacksonville State	W ⁽¹¹⁾	17-16
2/27	at Jacksonville State	L	4-11
2/28	at Jacksonville State	W	18-15
3/2	MIDDLE TENNESSEE	L	4-17
3/3	MIDDLE TENNESSEE	L	6-13
3/5	PURDUE	L	2-18
3/6	PURDUE	W	13-12
3/7	PURDUE	W	6-2
3/10	at San Jose State	L	6-18

**JACK GIFFORD MEMORIAL TOURNAMENT
SAN JOSE AND SANTA CLARA, CALIF.**

3/11	at Santa Clara	W	6-5
3/12	(N)vs. California-Davis	L	3-5
3/13	at San Jose State	L	1-10
3/14	at Santa Clara	L	11-12
3/17	at Murray State	L	3-8
3/19	NORTHERN ILLINOIS	W	19-4
3/20	NORTHERN ILLINOIS	W	5-2
3/21	NORTHERN ILLINOIS	L	9-13
3/23	at UT Martin	W	20-3
3/24	EASTERN ILLINOIS	W	9-8
3/26	CREIGHTON	L	2-4
3/27	CREIGHTON-1	L	1-2
3/27	CREIGHTON-2	W ⁽¹¹⁾	5-4
3/30	UT Martin	W	15-3
4/2	BRADLEY	W ⁽¹⁵⁾	5-4
4/3	BRADLEY	W	3-1
4/4	BRADLEY	W	9-3
4/6	at Southeast Missouri	W	16-11
4/9	at Wichita State	L	2-9
4/10	at Wichita State	L	1-9
4/11	at Wichita State	W	9-5
4/14	(N) vs. Illinois	L	4-5
4/16	at Illinois State	L	5-6
4/17	at Illinois State	L	3-6
4/18	at Illinois State	L	7-9
4/20	Southeast Missouri	L	1-13

4/21	MURRAY STATE	W	8-7
4/23	INDIANA STATE	L ⁽⁷⁾	4-14
4/25	INDIANA STATE	W ⁽¹⁰⁾	13-12
4/26	at Eastern Illinois	W ⁽¹⁰⁾	8-6
4/30	SIU EDWARDSVILLE	W	7-3
5/1	SIU EDWARDSVILLE	W	4-2
5/2	SIU EDWARDSVILLE	W	8-5
5/4	at Illinois	W	3-2
5/7	at Middle Tennessee	L	11-14
5/8	at Middle Tennessee	L	1-5
5/9	at Middle Tennessee	L	2-10
5/14	EVANSVILLE	L ⁽⁸⁾	2-14
5/15	EVANSVILLE	W	8-6
5/16	EVANSVILLE	W	6-4
5/18	SAINT LOUIS	W	16-5
5/20	at Missouri State	W	13-2
5/21	at Missouri State	W	6-5
5/22	at Missouri State	L ⁽¹⁰⁾	5-6

**MVC TOURNAMENT
(AT WICHITA STATE)**

5/25	vs. Evansville	L	5-11
5/26	vs. Missouri State	L	10-14

THE KEN HENDERSON ERA

(2011-19)

OVERALL: 241-294-1 (.451)

MVC: 80-124 (.392)

Ken Henderson served as an assistant coach at SIU from 1991 until he became the interim head coach of the Salukis for the 2011 season. He was named the program's full-time head coach after the season. Henderson also served as the team's interim head coach for the final 20 games of the 1994 season. He guided the program to the biggest turnaround in the NCAA from 2015 to 2016, leading the 2016 Salukis to 31 wins, tying his 2012 group for the most at SIU since 2008. A firm believer in academics, Henderson's teams broke every team GPA record for the baseball program.

2011 [23-34, 11-10 MVC(5TH)]

**LOUISIANA TECH CLASSIC
RUSTON, LA.**

2/18	at Louisiana Tech	L	1-3
2/19	(N) vs. Grambling State	W	4-3
2/20	(N) vs. Nicholls State	W	10-6
2/22	at UT Martin	L	1-5
2/25	at #6 South Carolina	L	6-10
2/26	at #6 South Carolina	L	0-4
2/27	at #6 South Carolina	L	4-9
3/1	at Arkansas State	L	3-4

**UNIVERSITY OF MEMPHIS BASEBALL CLASSIC
(MEMPHIS, TENN.)**

3/5	vs. Oral Roberts	W	9-2
3/6	at Memphis	W	2-0
3/9	LE MOYNE	L	9-10
3/11	at Jacksonville State	L	1-3
3/12	at Jacksonville State	L	1-4
3/13	at Jacksonville State	L	1-6
3/15	at Middle Tennessee	L	5-9
3/16	at Middle Tennessee	L	5-7
3/18	SAINT LOUIS	L	4-8
3/19	NORTHERN ILLINOIS	L	5-7
3/20	ILLINOIS	L ⁽¹²⁾	2-8
3/23	at Eastern Illinois	W	7-4
3/24	DALLAS BAPTIST	W	7-4
3/25	DALLAS BAPTIST	L	5-6
3/29	at Murray State	L ⁽⁵⁾	2-5

4/1	at Kennesaw State	W	9-6
4/2	at Kennesaw State	L	5-6
4/3	at Kennesaw State	L	6-10
4/6	MURRAY STATE	W	9-0
4/8	at Evansville	W	5-1
4/9	at Evansville	W	8-4
4/10	at Evansville	W	6-3
4/12	Southeast Missouri	L	8-14
4/13	at Illinois	W	3-0
4/16	MISSOURI STATE	L	6-9
4/17	MISSOURI STATE-1	W ⁽⁷⁾	11-1
4/17	MISSOURI STATE-2	L	4-5
4/19	UT MARTIN	L	3-5
4/22	at #28 Creighton	L ⁽¹⁰⁾	4-5
4/23	at #28 Creighton	W	3-2
4/24	at #28 Creighton	W	2-1
4/26	at Southeast Missouri	L	4-11
4/29	WICHITA STATE	L	6-9
4/30	WICHITA STATE-1	W	4-3
4/30	WICHITA STATE-2	L	5-11
5/3	vs. Illinois	W	9-0
5/6	at Bradley	L	0-9
5/7	at Bradley	W	11-4
5/8	at Bradley	L	0-4
5/13	ILLINOIS STATE	W	4-2
5/14	ILLINOIS STATE	L ⁽¹⁰⁾	9-11
5/15	ILLINOIS STATE	L	2-8
5/17	at Saint Louis	W	14-4
5/19	at Indiana State	L	1-4
5/20	at Indiana State	W	5-2
5/21	at Indiana State	W	9-7

**MVC TOURNAMENT
(AT CREIGHTON)**

5/24	vs. Missouri State	L	4-6
5/25	vs. Bradley	W	5-1
5/26	at Creighton	L	0-5

2012 [31-28, 9-12 MVC (6TH)]

2/17	at North Florida	L	4-7
2/18	at North Florida	W	4-2
2/19	at North Florida	W	16-12
2/21	at Tennessee-Martin	L	9-4
2/24	at Western Kentucky	L ⁽¹³⁾	9-10
2/25	at Western Kentucky	W	10-3
2/26	at Western Kentucky	W	8-3
2/29	at Belmont	L	7-14

**BRIGHTHOUSE INVITATIONAL
(DELAND, FLA.)**

3/2	(N) vs. Georgia State	W	5-4
3/3	at No. 19 Stetson	W	11-8
3/4	(N) vs. Penn	W	11-4
3/6	MIDDLE TENNESSEE.	L	5-14
3/7	MIDDLE TENNESSEE.	W	5-3
3/9	JACKSONVILLE ST.	W	3-2
3/10	JACKSONVILLE ST.	W	13-5
3/10	JACKSONVILLE ST.	W	10-5
3/16	NORTHERN ILLINOIS	W	6-4
3/16	ILLINOIS	L	2-8
3/17	NORTHERN ILLINOIS	L	4-9
3/18	(N) vs. Illinois (Marion, Ill.)	L	5-13
3/20	EASTERN ILLINOIS	L	1-5
3/23	BRADLEY	W	6-5
3/24	BRADLEY	W	7-2
3/25	BRADLEY	L	4-8
3/28	MURRAY STATE	L	2-7
3/30	at Wichita State	L ⁽¹⁰⁾	3-4
3/31	at Wichita State	W	10-3
4/1	at Wichita State	L	7-10
4/3	at Murray State	W	13-10
4/6	EVANSVILLE	W	9-1
4/7	EVANSVILLE	W	11-6
4/8	EVANSVILLE	L	2-6

4/10	at Southeast Missouri	L	1-4
4/12	at Dallas Baptist	L	8-11
4/13	at Dallas Baptist	L	8-12
4/14	at Dallas Baptist	L	6-11
4/18	UT MARTIN	W	10-3
4/21	CREIGHTON-1	W	4-0
4/21	CREIGHTON-2	W	7-6
4/22	CREIGHTON	W	6-5
4/24	vs. SE MISSOURI ST.	W	9-5
4/27	at Missouri State	L	0-1
4/28	at Missouri State	W	8-3
4/29	at Missouri State	L	6-12
5/1	at Illinois	W	7-3
5/4	at Illinois State	L	2-3
5/5	at Illinois State	L	3-5
5/6	at Illinois State	L	1-8
5/11	INDIANA STATE	L	3-6
5/12	INDIANA STATE	L	5-7
5/13	INDIANA STATE	L	4-10
5/15	Saint Louis (St. Charles, Mo.)	L	5-8
5/17	IPFW	W	8-0
5/18	IPFW	W	16-0
5/19	IPFW	W	10-4

**MVC TOURNAMENT
(AT MISSOURI STATE)**

5/22	vs. Wichita State	W	6-3
5/23	vs. Bradley	W ⁽¹⁰⁾	9-8
5/24	at Missouri State	W ⁽¹⁰⁾	3-2
5/26	vs. Creighton	L	8-6

2013 [25-33, 6-15 MVC (7TH)]

2/15	at Alabama-Birmingham	W	5-4
2/16	at Alabama-Birmingham	L	0-1
2/17	at Alabama-Birmingham	L	1-3
2/19	at UT Martin	W	8-4
2/22	at Jacksonville State	W	12-6
2/23	at Jacksonville State	W	12-4
2/24	at Jacksonville State	L	4-5
2/26	at Austin Peay	L	8-11
3/3	WESTERN KENTUCKY	W	6-1
3/4	WESTERN KENTUCKY	L	4-6
3/6	at Murray State	L	8-9
3/8	NORTHERN ILLINOIS	W	8-3
3/9	NORTHERN ILLINOIS	W	3-2
3/9	NORTHERN ILLINOIS	W	4-2
3/12	at Middle Tennessee	L	2-4
3/13	at Middle Tennessee	W	4-2
3/15	ILLINOIS	L	1-4
3/16	ILLINOIS	L ⁽¹⁰⁾	5-7
3/18	vs. Illinois (Marion, Ill.)	L ⁽¹⁰⁾	1-2
3/19	at Eastern Illinois	L	7-11
3/22	at Indiana State	L	1-8
3/23	at Indiana State-1	L ⁽¹¹⁾	0-1
3/23	at Indiana State-2	L	4-8
3/28	EASTERN KENTUCKY	W	6-2
3/29	EASTERN KENTUCKY	W ⁽¹⁰⁾	4-3
3/30	EASTERN KENTUCKY	W	4-1
4/2	MURRAY STATE	W	7-2
4/5	at Evansville	L ⁽¹⁰⁾	2-3
4/6	at Evansville	L	4-5
4/7	at Evansville	W	13-5
4/9	at SEMO	W	25-3
4/10	AUSTIN PEAY	W	10-9
4/12	MISSOURI STATE	L	3-7
4/13	MISSOURI STATE	L	6-14
4/14	MISSOURI STATE	W	8-5
4/16	UT MARTIN	W	7-6
4/19	at Creighton	L	4-3
4/20	at Creighton	L	3-5
4/21	at Creighton	L	1-9
4/23	SEMO	W ⁽¹¹⁾	3-2
4/26	WICHITA STATE	W	5-4

4/27	WICHITA STATE	L	4-8
4/28	WICHITA STATE	L	2-5
4/30	at Illinois	L	7-11
5/1	BELMONT	W ⁽¹⁰⁾	2-1
5/3	at Purdue	L	4-6
5/4	at Purdue	L	3-5
5/5	at Purdue	L	5-10
5/10	at Bradley	W	6-2
5/11	at Bradley	W	9-7
5/12	at Bradley	W	8-7
5/14	vs. Saint Louis (Sauget, Ill.)	L	0-11
5/16	ILLINOIS STATE	L	3-4
5/17	ILLINOIS STATE	L	0-2
5/18	ILLINOIS STATE	L ⁽¹⁰⁾	8-9

**MVC TOURNAMENT
(AT ILLINOIS STATE)**

5/21	vs. Wichita State	W	5-1
5/22	vs. Indiana State	L	0-5
5/23	vs. Wichita State	L	0-15

2014 [26-31, 4-17 MVC (8TH)]

2/15	at Western Kentucky	W	3-2
2/16	at Western Kentucky	L	4-6
2/16	at Western Kentucky	L	1-6
2/18	at Austin Peay	W	14-4
2/21	Western Illinois	W	10-3
2/22	at Nicholls	W ⁽¹¹⁾	8-7
2/25	at UT Martin	W	6-2
2/28	vs. Northern Illinois (Marion, Ill.)	L	0-1
3/1	vs. Northern Illinois (Marion, Ill.)	W	3-1
3/2	vs. Northern Illinois (Marion, Ill.)	W	2-1
3/5	at Belmont	W	7-6
3/7	at South Alabama	L ⁽¹⁰⁾	3-4
3/8	at South Alabama	L	1-4
3/9	at South Alabama	L ⁽¹⁰⁾	4-5
3/11	at #19 Mississippi State	L	0-3
3/14	ILLINOIS	L	1-5
3/15	ILLINOIS	W	6-5
3/15	ILLINOIS	W	3-2

***Inaugural series at Itchy Jones Stadium**

3/18	EASTERN ILLINOIS	W	3-2
3/21	PURDUE	L	2-3
3/22	PURDUE	W ⁽¹⁶⁾	5-4
3/23	PURDUE	W	4-0
3/26	at Murray State	L ⁽¹⁰⁾	6-7
3/28	at Missouri State	L	3-8
3/29	at Missouri State	W ⁽¹¹⁾	9-5
3/30	at Missouri State	L ⁽¹⁰⁾	5-6
4/1	vs. Missouri (O'Fallon, Mo.)	W	4-2
4/2	MURRAY STATE	W	10-9
4/4	BRADLEY	L	4-7
4/5	BRADLEY	W	6-1
4/6	BRADLEY	L	2-7
4/8	at SEMO	L	4-5
4/11	INDIANA STATE	W ⁽¹³⁾	2-1
4/12	INDIANA STATE	L	4-5
4/13	INDIANA STATE	L	4-5
4/15	UT MARTIN	W	16-5
4/16	AUSTIN PEAY	W	3-0
4/18	at Wichita State	L ⁽⁷⁾	0-10
4/19	at Wichita State	L ⁽¹²⁾	3-4
4/20	at Wichita State	L ⁽⁷⁾	1-11
4/22	SEMO	W	5-2
4/25	at Illinois State	L ⁽¹²⁾	2-3
4/26	at Illinois State	L ⁽¹⁵⁾	1-2
4/27	at Illinois State	L	3-4
4/30	at Illinois	L	1-10
5/2	EVANSVILLE	L ⁽¹¹⁾	2-4
5/3	EVANSVILLE	W	8-2
5/4	EVANSVILLE	L	4-8
5/9	MISSISSIPPI VALLEY STATE	W	8-2
5/10	MISSISSIPPI VALLEY STATE	W	6-1

5/11	MISSISSIPPI VALLEY STATE	W ⁽⁶⁾	5-1
5/15	at Dallas Baptist	L	6-11
5/16	at Dallas Baptist	L	5-6
5/17	at Dallas Baptist	L	4-10

**MVC TOURNAMENT
(AT INDIANA STATE)**

5/20	vs. Evansville	W	9-1
5/21	vs. Illinois State	L	1-6
5/22	vs. Wichita State	L ⁽¹²⁾	1-2

2015 [12-46, 6-15 MVC (8TH)]

2/13	at #2 TCU	L	0-5
2/14	at #2 TCU	L	4-16
2/15	at #2 TCU	L	0-11
2/20	vs. Eastern Kentucky (Atlanta, Ga.)	W	4-1
2/21	vs. Eastern Kentucky (Atlanta, Ga.)	L	4-5
	vs. Eastern Kentucky (Atlanta, Ga.)	L	3-4
2/22	vs. Eastern Kentucky (Atlanta, Ga.)	L	2-5
2/25	MURRAY STATE	L ⁽¹¹⁾	2-3
2/28	at Western Kentucky	L	1-9
	at Western Kentucky	L	6-8
3/1	at Western Kentucky	L	6-11
3/7	NORTHERN ILLINOIS	W	5-4
3/8	NORTHERN ILLINOIS	L	2-8
	NORTHERN ILLINOIS	L	0-3
3/10	at Belmont	L	4-9
3/13	at #19 Illinois	W	2-0
3/14	at #19 Illinois	L	2-6
3/15	at #19 Illinois	L	1-4
3/17	at UT-Martin	L	7-8
3/20	WICHITA STATE	L	2-3
3/21	WICHITA STATE	L ⁽⁷⁾	6-20
3/22	WICHITA STATE	L ⁽⁸⁾	3-13
3/25	AUSTIN PEAY	W	14-3
3/27	at Bradley	L	0-1
3/28	at Bradley	L ⁽⁷⁾	0-10
3/29	at Bradley	W	5-3
3/31	at Murray State	L	8-9
4/2	CENTRAL ARKANSAS	L	2-5
4/4	CENTRAL ARKANSAS	L	3-8
4/4	CENTRAL ARKANSAS	L	5-6
4/7	BELMONT	L	1-11
4/8	ARKANSAS STATE	L	8-10
4/10	at Indiana State	W	5-3
4/11	at Indiana State	W	7-4
4/12	at Indiana State	L	2-6
4/14	at SEMO	L	4-7
4/15	at Austin Peay	L	6-17
4/17	ILLINOIS STATE	W ⁽¹⁰⁾	7-6
4/18	ILLINOIS STATE	L	4-13
4/19	ILLINOIS STATE	W	9-7
4/21	SOUTHEAST MISSOURI	W	6-2
4/22	UT-MARTIN	L	9-11
4/24	#15 DALLAS BAPTIST	L	3-6
4/25	#15 DALLAS BAPTIST	L	4-5
4/26	#15 DALLAS BAPTIST	L	4-7
4/28	vs. #6 Illinois	L	5-7
5/1	at Evansville	L	3-4
5/2	at Evansville	L	5-6
5/3	at Evansville	W	5-4
5/8	#13 MISSOURI STATE	L	0-1
5/9	#13 MISSOURI STATE	L	0-5
5/10	#13 MISSOURI STATE	L	3-5
5/14	at St. John's	L	2-9
5/15	at St. John's	L	5-8
5/16	at St. John's	L	3-4

**MVC TOURNAMENT
(AT WICHITA STATE)**

5/20	vs. #8 Missouri State	L	0-7
5/21	vs. Illinois State	W	7-1
5/22	vs. Wichita State	L	1-15

2016 [31-25-1, 11-10 MVC (4th)]

2/19	at McNeese State	L	2-5
2/20	at McNeese State	W	2-1
2/21	at McNeese State	L	4-8
2/23	at Austin Peay	L	6-13
2/26	WESTERN ILLINOIS	W	4-1
2/27	WESTERN ILLINOIS	W	9-0
2/28	WESTERN ILLINOIS	W	9-0
3/2	SOUTHEAST MISSOURI	W	6-5
3/4	IOWA	W ⁽¹¹⁾	2-1
3/5	IOWA	L	5-7
3/6	IOWA	W	6-1
3/8	at Belmont	W	8-4
3/11	ST. JOHN'S	W	6-3
3/12	ST. JOHN'S	L	1-4
3/13	ST. JOHN'S	T ⁽¹²⁾	2-2
3/15	at Arkansas State	L ⁽¹⁰⁾	0-1

**AT RENT ONE PARK
MARION ILL.**

3/18	vs. Northern Illinois	L ⁽¹¹⁾	0-1
3/19	vs. Illinois	W	3-2
3/20	vs. Northern Illinois	W	5-2
3/20	vs. Illinois	W	1-0
3/24	MEMPHIS	L	4-7
3/25	MEMPHIS	W	5-3
3/26	MEMPHIS	W	11-5
3/29	AUSTIN PEAY	L	10-16
3/30	MURRAY STATE	W ⁽⁸⁾	5-4
4/1	JACKSONVILLE STATE	L	5-9
4/2	JACKSONVILLE STATE	W	13-3
4/3	JACKSONVILLE STATE	W	3-2
4/5	BELMONT	W	11-1
4/6	at Murray State	L	3-7
4/8	INDIANA STATE	W	7-6
4/9	INDIANA STATE	L	0-3
4/10	INDIANA STATE	L	1-5
4/12	EASTERN ILLINOIS	W	10-2
4/15	at Dallas Baptist	L	2-5
4/16	at Dallas Baptist	L	4-7
4/17	at Dallas Baptist	W	7-0
4/19	ARKANSAS STATE	L	1-7
4/22	at Illinois State	W	7-3
4/23	at Illinois State	W	8-6
4/24	at Illinois State	L	0-1
4/29	WICHITA STATE	L	0-8
4/30	WICHITA STATE	W ⁽¹⁰⁾	8-5
5/1	WICHITA STATE	W	4-1
5/4	at Illinois	L	3-6
5/6	at Missouri State	W	5-4
5/7	at Missouri State	W	12-10
5/8	at Missouri State	W	14-8
5/13	at Evansville	W	4-1
5/14	at Evansville	W	4-0
5/15	at Evansville	L	3-4
5/19	BRADLEY	L	1-6
5/20	BRADLEY	L	1-7
5/21	BRADLEY	L	1-2

**MVC TOURNAMENT
(AT INDIANA STATE)**

5/25	vs. Evansville	W	4-3
5/26	vs. Dallas Baptist	L	8-10
5/27	vs. Evansville	L	2-3

2017 [27-30, 10-10 MVC (4TH)]

2/17	at Stetson	W	7-6
2/18	at Stetson	W	7-0
2/19	at Stetson	W	8-4
2/22	at Austin Peay	L	3-10
2/24	at Louisiana Monroe	L ⁽¹¹⁾	3-4
2/25	at Louisiana Monroe	W	9-0
2/26	at Louisiana Monroe	L	2-6
2/28	at Belmont	L	17-18
3/3	WESTERN ILLINOIS	W	8-6
3/4	WESTERN ILLINOIS	W	12-2
3/5	WESTERN ILLINOIS	W	3-2
3/8	at Murray State	L	12-13
3/10	at Memphis	L	3-4
3/11	at Memphis	W	3-2
3/12	at Memphis	L ⁽¹³⁾	1-2
3/15	at Arkansas State	W	4-2

CHAMPAIGN, ILL.

3/17	vs. Toledo	L	7-8
3/18	vs. Toledo	L	2-10
3/18	at Illinois	W	8-5
3/19	at Illinois	W	3-1
3/22	MURRAY STATE	L	10-13
3/24	JACKSONVILLE STATE	L	6-8
3/25	JACKSONVILLE STATE	W	5-4
3/26	JACKSONVILLE STATE	L	0-7
3/28	ARKANSAS STATE	L ⁽¹⁰⁾	3-4
3/29	at Eastern Illinois	L	7-10
3/31	EVANSVILLE	W	3-2
4/1	EVANSVILLE	W	5-2
4/2	EVANSVILLE	W	8-3
4/4	AUSTIN PEAY	L	0-4
4/7	at Wichita State	L	0-7
4/8	at Wichita State	W	11-8
4/9	at Wichita State	L ⁽⁷⁾	7-17
4/11	SOUTHEAST MISSOURI	W	4-2
4/14	at Indiana State	W	2-1
4/15	at Indiana State-1	L ⁽⁷⁾	2-15
4/15	at Indiana State-2	L	1-4
4/18	BELMONT	L	3-9
4/22	#26 TENNESSEE TECH	W	6-4
4/22	#26 TENNESSEE TECH	W	10-9
4/23	#26 TENNESSEE TECH	W	13-8
4/25	at Southeast Missouri	W	7-5
4/28	DALLAS BAPTIST	W	4-1
4/29	DALLAS BAPTIST	L	2-4
4/29	DALLAS BAPTIST	L ⁽⁶⁾	1-7
5/2	ILLINOIS	L	5-6
5/5	#16 MISSOURI STATE	L	5-7
5/6	#16 MISSOURI STATE	L	9-19
5/7	#16 MISSOURI STATE	L ⁽¹¹⁾	4-7
5/12	ILLINOIS STATE	W	3-2
5/13	ILLINOIS STATE	W	5-0
5/14	ILLINOIS STATE	W	10-9
5/16	vs. Saint Louis (Marion, Ill.)	L	4-6
5/18	at Bradley	W	8-3
5/19	at Bradley	L	2-7

**MVC TOURNAMENT
(AT MISSOURI STATE)**

5/24	vs. Wichita State	L ⁽¹⁰⁾	1-3
5/25	vs. #12 Missouri State	L ⁽⁸⁾	3-13

2018 [28-30, 10-11 MVC (5th)]

2/16	at Jacksonville State	L	4-7
2/17	at Jacksonville State	L	9-10
2/18	at Jacksonville State	L	0-6
2/20	at Austin Peay	W	16-7
2/23	at North Florida	L ⁽¹⁰⁾	4-5
2/24	at North Florida	W	6-2
2/25	at North Florida	L	4-5
2/27	at Belmont	W	3-0
3/2	LOUISIANA MONROE	L	4-5
3/3	LOUISIANA MONROE	L	7-13
3/4	LOUISIANA MONROE	L	4-7
3/6	at Southeast Missouri	W	5-0
3/7	at Murray State	W	23-5
3/9	NORTHERN ILLINOIS	W	4-0
3/10	NORTHERN ILLINOIS	W	10-4
3/10	NORTHERN ILLINOIS	W	7-2
3/13	at Arkansas State	L ⁽¹¹⁾	8-9
3/17	#24 ILLINOIS	L	6-16
3/17	#24 ILLINOIS	W	5-4
3/18	#24 ILLINOIS	L	2-6
3/20	at SIU Edwardsville	W	8-3
3/23	UC IRVINE	L	2-6
3/24	UC IRVINE	W	11-2
3/25	UC IRVINE	W	10-8
3/30	at Illinois State	W	6-4
3/30	at Illinois State	W	7-5
3/31	at Illinois State	L	5-6
4/4	AUSTIN PEAY	W	10-6
4/6	VALPARAISO	W	6-2
4/7	VALPARAISO	L	2-6
4/8	VALPARAISO	W	8-0
4/10	EASTERN ILLINOIS	W	5-3
4/13	at #25 Dallas Baptist	L	4-7
4/14	at #25 Dallas Baptist	L	8-9
4/15	at #25 Dallas Baptist	L	1-3
4/17	BELMONT	W	3-2
4/18	MURRAY STATE	W	11-9
4/20	at #21 Tennessee Tech	L	0-4
4/21	at #21 Tennessee Tech	L	4-11
4/21	at #21 Tennessee Tech	L	5-18
4/24	SOUTHEAST MISSOURI	W	2-0
4/27	at Evansville	W	2-0
4/28	at Evansville	W	5-4
4/29	at Evansville	W	9-4
5/1	at Illinois	L	1-9
5/4	INDIANA STATE	W	3-2
5/5	INDIANA STATE	L	2-8
5/6	INDIANA STATE	L	3-11
5/11	at Missouri State	L	3-5
5/12	at Missouri State	L	9-14
5/13	at Missouri State	L	3-8
5/15	vs. Saint Louis (Sauget, Ill.)	L	5-10
5/17	BRADLEY	L	3-5
5/18	BRADLEY	W	3-2
5/19	BRADLEY	W ⁽⁵⁾	3-0

**MVC TOURNAMENT
(AT DALLAS BAPTIST)**

5/23	vs. Indiana State	L	7-9
5/24	vs. Evansville	W ⁽¹²⁾	5-4
5/25	vs. Indiana State	L ⁽¹⁰⁾	12-14

2019 [26-29, 5-16 MVC (8TH)]

2/15	at Nicholls	W	6-5
2/16	at Nicholls	L ⁽¹⁴⁾	2-3
2/17	at Nicholls	L	3-7
2/24	at Memphis	L	2-7
2/24	at Memphis	W	2-1
2/27	at Belmont	W	13-9
3/1	WESTERN ILLINOIS	W	8-1

3/1	WESTERN ILLINOIS	W	6-1
3/2	WESTERN ILLINOIS	W	16-1
3/6	at Southeast Missouri	L	9-11
3/8	NORTHERN ILLINOIS	W	3-1
3/9	NORTHERN ILLINOIS	L	2-17
3/10	NORTHERN ILLINOIS	W	8-6
3/12	AUSTIN PEAY	W	3-2
3/13	SOUTHEAST MISSOURI	W	4-1
3/16	at #29 Illinois	L	4-5
3/16	at #29 Illinois	L	4-5
3/17	at #29 Illinois	L	5-14
3/22	MOREHEAD STATE	W	7-6
3/23	MOREHEAD STATE	L	0-7
3/24	MOREHEAD STATE	W ⁽¹⁴⁾	5-4
3/26	BELMONT	W	10-4
3/29	at Butler	L	4-5
4/2	at #29 Arkansas State	W	4-3
4/5	MISSOURI STATE	L	5-10
4/6	MISSOURI STATE	L	4-13
4/6	MISSOURI STATE	W	4-2
4/9	at Eastern Illinois	W	9-8
4/12	at Bradley	L	0-8
4/13	at Bradley	L ⁽⁷⁾	4-14
4/13	at Bradley	L	1-7
4/16	at Austin Peay	L	9-12
4/19	ILLINOIS STATE	L	4-7
4/20	ILLINOIS STATE	L	6-7
4/21	ILLINOIS STATE	L	4-8
4/26	at Indiana State	L	3-6
4/27	at Indiana State	L	2-7
4/28	at Indiana State	L	4-7
4/30	ILLINOIS	W	12-3
5/1	MURRAY STATE	W	8-3
5/3	EVANSVILLE	W	8-6
5/4	EVANSVILLE	W	5-2
5/5	EVANSVILLE	W	4-1
5/10	at Valparaiso	L ⁽¹⁴⁾	4-5
5/11	at Valparaiso	L	1-7
5/12	at Valparaiso	L	1-4
5/14	SAINT LOUIS	W	19-8
5/16	#27 DALLAS BAPTIST	W	3-2
5/17	#27 DALLAS BAPTIST	L	6-11
5/18	#27 DALLAS BAPTIST	L	1-12

**MVC TOURNAMENT
(AT ILLINOIS STATE)**

5/21	vs. Bradley	W	7-4
5/22	at Illinois State	L	1-4
5/23	vs. Missouri State	W	10-9
5/24	vs. Indiana State	L	1-4

THE LANCE RHODES ERA

(2020-present)

OVERALL: 52-26 (.667)

MVC: 15-13 (.536)

Lance Rhodes took over the Saluki Baseball program for the 2020 season. He came to SIU after helping lead turnarounds as an assistant coach at Southeast Missouri and Missouri over the previous seven seasons. Rhodes' first season was cut short by the coronavirus pandemic; but in just 18 games, Rhodes led SIU to a 12-6 record, which included a win over USC, a 5-0 home record, a road series win at Morehead State (becoming the first program to earn a series win there since 2018), and a five-game winning streak to end the season.

2020 [12-6, 0-0 MVC]

2/14	at Jackson State	W	2-0
2/15	at Jackson State	L ⁽¹⁰⁾	4-5
2/15	at Jackson State	W	19-8
2/16	at Jackson State	W	7-2
2/18	at Belmont	L	3-4

**TONY GWYNN LEGACY
SAN DIEGO, CALIF.**

2/21	vs. #18 Arizona	L	5-6
2/22	vs. Southern California	W	3-1
2/23	vs. Seattle	L	2-9
2/25	MURRAY STATE	W	2-1
2/28	at Morehead State	W	13-7
2/29	at Morehead State	L	7-11
3/1	at Morehead State	W	22-5
3/4	at Austin Peay	L	1-4
3/6	NORTHERN ILLINOIS	W ⁽¹⁰⁾	2-1
3/7	NORTHERN ILLINOIS	W	4-3
3/8	NORTHERN ILLINOIS	W	6-0
3/10	at Arkansas State	W	14-6
3/11	SOUTHEAST MISSOURI	W	6-4

The remainder of the 2020 season was canceled due to the COVID-19 Coronavirus pandemic

2021 [40-20, 15-13 MVC (4TH)]

2/19	at Jacksonville State	W	8-7
2/20	vs. Tennessee Tech (Jacksonville, Ala.)	W	4-3
2/21	vs. Alabama State (Jacksonville, Ala.)	W	13-1
2/23	EASTERN ILLINOIS	W	10-9
2/26	at Mercer	W	17-7
2/27	at Mercer	W	11-5
2/28	at Mercer	W	5-2
3/2	WESTERN ILLINOIS	W	9-1
3/5	UT MARTIN	W	14-7
3/6	UT MARTIN	W	8-4
3/7	UT MARTIN	W	8-3
3/12	EVANSVILLE	W	14-5
3/13	EVANSVILLE	W ⁽⁷⁾	5-3
3/13	EVANSVILLE	W	9-4
3/14	EVANSVILLE	L	3-7
3/19	MARSHALL	W	10-4
3/20	MARSHALL	W	7-2
3/21	MARSHALL	W	2-0
3/24	at Southeast Missouri	W	21-4
3/26	LITTLE ROCK	W	10-7
3/27	LITTLE ROCK	L	5-11
3/28	LITTLE ROCK	L	5-11
4/2	ILLINOIS STATE	L	3-11
4/3	ILLINOIS STATE	L	3-6
4/3	ILLINOIS STATE	W	8-4
4/4	ILLINOIS STATE	L	11-14
4/6	AUSTIN PEAY	W	15-0
4/10	NORTHERN ILLINOIS	W	13-12
4/10	BELLARMINE	W	14-6
4/11	NORTHERN ILLINOIS	W	8-4
4/16	at Bradley	W	5-4

4/17	at Bradley	L ⁽⁷⁾	1-2	4/30	VALPARAISO	W	15-12
4/17	at Bradley	L	2-3	5/1	VALPARAISO	L	10-11
4/18	at Bradley	L	0-6	5/3	MURRAY STATE	L ⁽¹²⁾	2-5
4/23	at Valparaiso	L	6-7	5/6	at Missouri State	W	8-2
4/23	at Valparaiso	L ⁽⁷⁾	3-4	5/7	at Missouri State	W	5-1
4/24	at Valparaiso	W	10-4	5/8	at Missouri State	W	4-3
4/25	at Valparaiso	L	2-4	5/10	at SIU Edwardsville	W	22-10
4/27	MURRAY STATE	W	5-4	5/13	INDIANA STATE	W	5-3
4/30	MISSOURI STATE	W	3-2	5/14	INDIANA STATE	W ⁽⁷⁾	14-3
5/1	MISSOURI STATE	W	6-5	5/15	INDIANA STATE	W	7-3
5/1	MISSOURI STATE	W	4-0	5/19	at Illinois State	W	9-8
5/2	MISSOURI STATE	W	5-0	5/20	at Illinois State	L	1-4
5/7	at Evansville	W	16-7	5/20	at Illinois State	W	7-1
5/7	at Evansville	L ⁽⁷⁾	6-8				
5/8	at Evansville	W	5-0				
5/9	at Evansville	L	5-6				
5/11	at Murray State	L ⁽¹¹⁾	4-5	5/25	MISSOURI STATE	L	1-5
5/14	at Indiana State	L	4-5	5/27	INDIANA STATE	W	8-2
5/15	at Indiana State	W ⁽⁷⁾	11-4	5/28	DALLAS BAPTIST	W	7-5
5/15	at Indiana State	W ⁽¹¹⁾	8-7	5/28	EVANSVILLE	W	8-5
5/16	at Indiana State	W	5-0	5/29	MISSOURI STATE	W	9-6
5/20	DALLAS BAPTIST	L ⁽⁷⁾	0-19	5/29	MISSOURI STATE	L	3-13
5/21	DALLAS BAPTIST	L ⁽⁷⁾	0-3				
5/21	DALLAS BAPTIST	W	9-8				
5/22	DALLAS BAPTIST	W	5-3				

**MVC TOURNAMENT
(AT MISSOURI STATE)**

**MVC TOURNAMENT
(AT SIU)**

5/26	BRADLEY	W ⁽⁶⁾	13-1
5/28	INDIANA STATE	L	8-11
5/28	VALPARAISO	W	11-5
5/29	INDIANA STATE	L	7-9

2022 [44-16, 16-5 MVC (1ST)]

2/18	at Louisiana-Monroe	L	0-1
2/19	at Louisiana-Monroe	W	11-3
2/20	at Louisiana-Monroe	W	10-9
2/22	AUSTIN PEAY	W	10-0
2/26	CENTRAL ARKANSAS	W	11-6
2/27	CENTRAL ARKANSAS	W	4-2
2/28	CENTRAL ARKANSAS	W	8-4
3/1	WESTERN ILLINOIS	W	14-5
3/4	at Little Rock	L	0-10
3/5	at Little Rock	W	9-6
3/5	at Little Rock	W	5-2
3/8	SIU EDWARDSVILLE	W	18-13
3/9	at Arkansas State	W	12-5
3/10	WESTERN MICHIGAN	L	8-11
3/11	WESTERN MICHIGAN	W ⁽⁷⁾	7-0
3/11	WESTERN MICHIGAN	W ⁽⁸⁾	12-2
3/15	at UT Martin	L	2-5
3/18	ILLINOIS	L	10-11
3/19	ILLINOIS	W	11-4
3/20	ILLINOIS	W	7-5
3/23	ARKANSAS STATE	W	6-5
3/25	NORTHWESTERN	L	4-10
3/26	BUTLER	W	16-4
3/27	NORTHWESTERN	L	6-15
3/29	UT MARTIN	W ⁽⁷⁾	14-2
4/1	BRADLEY	W	2-0
4/2	BRADLEY	W	6-5
4/3	BRADLEY	L	5-9
4/5	at Murray State	W ⁽¹¹⁾	8-5
4/8	at Evansville	W	14-4
4/9	at Evansville	L	2-6
4/10	at Evansville	W	14-5
4/12	at Southeast Missouri	W	3-2
4/16	SIU EDWARDSVILLE	W	7-6
4/16	SIU EDWARDSVILLE	W ⁽⁷⁾	4-0
4/19	at Austin Peay	L	4-11
4/22	at Dallas Baptist	W	7-6
4/23	at Dallas Baptist	W	10-9
4/24	at Dallas Baptist	L	2-10
4/26	SOUTHEAST MISSOURI	W	7-6
4/29	VALPARAISO	W	4-0

Air Force	1-0	Since 1968	Creighton	65-60	Since 1979	IPFW	3-0	Since 2012
Alabama	2-0	Since 1982	C.W. Post	1-0	Since 1999	Jackson State	3-1	Since 2020
Alabama State	1-0	Since 2021	Dallas Baptist	10-23	Since 2006	Jacksonville State	11-13	Since 2009
Alabama-Birmingham	3-3	Since 2001	Lipscomb	9-4	Since 1967	James Madison	3-2	Since 1985
Arizona	3-4-1	Since 1968	Davidson	2-0	Since 1990	Kennesaw State	1-2	Since 2011
Arizona State	3-13	Since 1962	Detroit	1-0	Since 1994	Kentucky	7-10	Since 1977
Arkansas	5-3	Since 1966	Duquesne	1-0	Since 1966	Kentucky Wesleyan	9-1	Since 1964
Arkansas State	52-26	Since 1947	East Carolina	0-1	Since 1963	LaSalle	1-0	Since 1987
Army	2-0	Since 1985	East Tenn. State	3-0	Since 1979	Le Moyne	0-1	Since 2011
Auburn	1-0	Since 1970	Eastern Illinois	61-29-1	Since 1947	Lewis	9-0	Since 1979
Aurora	2-0	Since 1974	Eastern Kentucky	6-3	Since 1992	Liberty	2-0	Since 1979
Austin Peay	29-18	Since 1972	Eastern Michigan	24-6	Since 1951	Lincoln (Mo.)	2-0	Since 1974
Ball State	12-5	Since 1967	Evansville	118-68	Since 1947	Little Rock	4-3	Since 2002
Baylor	0-1	Since 1966	Fairleigh Dickinson	5-0	Since 1986	Louisiana	12-13	Since 1953
Bellarmine	1-0	Since 2021	Florida	2-2	Since 1970	Louisiana Monroe	5-7	Since 2002
Belmont	8-6	Since 2012	Florida Atlantic	2-5	Since 1989	LSU	5-3	Since 1952
Blackburn College	0-1	Since 2003	Florida International	7-1	Since 1973	Louisiana Tech	2-2	Since 1957
Bowling Green	3-1	Since 1979	Florida Southern	1-0	Since 1973	Louisville	26-18	Since 1973
Bradley	93-84-1	Since 1952	Florida State	1-6	Since 1968	Loyola - New Orleans	1-12-1	Since 1949
Brigham Young	0-1	Since 1998	Fordham	2-0	Since 1983	MacMurray College	9-0	Since 1968
Buffalo	1-2	Since 1974	Fresno State	1-2	Since 1990	Maine	10-6	Since 1977
Butler	3-1	Since 2008	Georgetown	1-1	Since 1984	Marist College	1-0	Since 1999
California - Davis	0-1	Since 2010	George Washington	1-1	Since 1991	Marshall	4-0	Since 1973
California - Irvine	3-1	Since 1971	Georgia State	1-0	Since 2012	Massachusetts	4-2	Since 1969
California - Poly Pomona	1-1	Since 1971	Glassboro State	1-0	Since 1980	McKendree	14-1	Since 1968
California - Riverside	0-1	Since 1975	Gonzaga	1-0	Since 2000	McNeese State	2-2	Since 1959
Cal State - Fullerton	1-0	Since 1971	Grambling State	1-0	Since 2011	Memphis	19-14	Since 1963
Cal State - Los Angeles	1-1	Since 1971	Grand Canyon	1-0	Since 1968	Mercer	5-0	Since 1976
Campbell	1-0	Since 1990	Greenville College	16-2	Since 1968	Mercy College	3-0	Since 1992
Centenary College	3-1	Since 2001	Harris Stowe State	1-0	Since 1951	Miami (Fla.)	10-46	Since 1972
Central Arkansas	3-3	Since 2015	Harvard	1-0	Since 1968	Miami (Ohio)	22-7	Since 1973
Central Florida	0-3	Since 2001	Houston	2-1	Since 1964	Michigan	2-1	Since 1976
Central Michigan	23-13	Since 1951	Illinois	42-43	Since 1954	Michigan State	3-1-1	Since 1972
Central Missouri	2-0	Since 1966	Illinois College	5-0	Since 1965	Middle Tennessee	8-15	Since 1993
Chapman	1-0	Since 1971	Illinois State	95-96	Since 1948	Millikin	4-1	Since 1949
Chicago State	3-0	Since 2005	Illinois Wesleyan	1-0	Since 1956	Millsaps	1-0	Since 1950
Cincinnati	17-3	Since 1963	Incarnate Word	1-0	Since 1998	Minnesota	4-3	Since 1968
Coastal Carolina	0-1	Since 2009	Indiana	1-4-1	Since 1961	Mississippi	2-10	Since 1969
Columbia	3-0	Since 1992	Indiana State	103-92	Since 1960	Mississippi State	0-1	Since 2014
Columbus State	3-0	Since 1972	Iona	4-0	Since 1993	Mississippi College	4-1	Since 1950
Cornell	2-0	Since 1973	Iowa	6-4	Since 1992	Mississippi Valley State	3-0	Since 2014

Missouri	15-14	Since 1973	Pepperdine	0-1	Since 1986	TCU	0-3	Since 2015
Missouri State	48-77	Since 1988	Pittsburgh	2-0	Since 1966	Tennessee Tech	6-3	Since 1967
Missouri - St. Louis	13-3	Since 1977	Prairie View A&M	1-0	Since 2008	Texas	0-2	Since 1986
Monmouth	11-0	Since 1968	Purdue	6-5	Since 1961	Texas A&M	2-2	Since 1977
Montclair State	6-2	Since 1974	Quincy College	7-0	Since 1966	Texas A&M - Corpus Christi	1-0	Since 2006
Moorehead State (MN)	12-0-1	Since 1966	Rutgers	12-6	Since 1984	Texas - El Paso	1-1	Since 1969
Morehead State	4-2-1	Since 1966	Saint Edwards	0-1	Since 1966	Texas Lutheran	0-1	Since 1966
Murray State	52-24	Since 1974	Saint Francis	7-3	Since 1980	Texas - Pan American	2-0	Since 1966
Nebraska	0-1	Since 1950	Saint John's	2-4-1	Since 1968	Texas - San Antonio	0-1	Since 1998
Nebraska - Omaha	0-1	Since 1959	Saint Joseph's	3-0	Since 1963	Texas Tech	0-3	Since 1997
Nevada - Las Vegas	1-5	Since 1971	Saint Louis	58-19	Since 1951	Toledo	0-2	Since 2017
New Mexico State	7-1	Since 1968	Saint Mary's	12-0	Since 1966	Trinity	0-1	Since 1966
New Orleans	5-5	Since 1982	Saint Xavier	6-0	Since 1982	Troy	0-2	Since 2009
Nicholls	3-4	Since 1960	Sam Houston State	4-10	Since 1964	Tulane	3-0	Since 1967
North Carolina	1-1	Since 1963	San Diego State	1-1	Since 1981	Tulsa	12-5	Since 1963
North Dakota	1-2	Since 2009	San Francisco	0-1	Since 1998	UCLA	0-1	Since 1971
North Dakota State	3-0	Since 2006	San Jose State	0-2	Since 2010	Union	1-0	Since 1964
North Carolina - Asheville	0-2	Since 2000	Seattle	0-1	Since 2020	Valparaiso	7-10	Since 1966
North Carolina State	0-2	Since 1963	Santa Clara	1-2	Since 1975	Vanderbilt	3-5	Since 1972
North Florida	3-3	Since 2012	Seton Hall	2-0	Since 1974	Villanova	0-1	Since 1991
Northeastern Illinois	7-2	Since 1991	Shurtleff College	2-4	Since 1947	Wake Forest	2-2	Since 1963
Northern Arizona	0-1	Since 1968	South Alabama	3-5	Since 1983	Washington (Mo.)	23-6-1	Since 1950
Northern Colorado	1-0	Since 1974	South Carolina	0-5	Since 1984	Washington State	0-1	Since 1975
Northern Illinois	67-33	Since 1948	South Dakota State	3-0	Since 2005	Westchester State	2-1	Since 1978
Northern Iowa	44-19	Since 1992	South Florida	2-4	Since 2000	Western Illinois	41-10	Since 1948
Northwestern	0-2	Since 2022	Southeast Missouri	61-30-1	Since 1923	Western Kentucky	26-15	Since 1967
Northwestern Louisiana	1-1	Since 1951	Southeastern Louisiana	13-6	Since 1950	Western Michigan	8-7	Since 1966
Northwestern State	1-1	Since 2001	Southern California	2-4	Since 1968	Western Washington	0-1	Since 1959
Notre Dame	4-10	Since 1970	SIU - Edwardsville	29-9	Since 1975	Wheaton	1-0	Since 1955
Ohio State	6-6	Since 1965	Southern Indiana	1-1	Since 1989	Wichita State	38-107	Since 1978
Ohio University	4-2	Since 1968	Southern Methodist	1-0	Since 1975	William Patterson	1-0	Since 1987
Ohio Wesleyan	1-0	Since 1965	Southern Mississippi	0-3	Since 1997	Winona State	2-0	Since 1975
Oklahoma	7-12	Since 1976	Southern University	0-1	Since 1960	Wisconsin	6-1	Since 1973
Oklahoma State	4-7	Since 1968	Southwest Texas	1-0	Since 1998	Wisconsin - Milwaukee	5-1	Since 2004
Oklahoma City	0-2	Since 1985	St. Thomas (Fla.)	5-0	Since 1973	Wisconsin State	2-0	Since 1968
Oral Roberts	9-6	Since 1974	Stanford	0-1	Since 1975	Wright State	0-1	Since 1991
Pace	5-1	Since 1989	Stetson	9-8	Since 1996	Wyoming	4-1-1	Since 1968
Parsons College	4-5	Since 1964	Sul Ross	1-1	Since 1959	Youngstown State	3-0	Since 1964
Penn State	1-1	Since 2004	Taylor	3-0	Since 1954			
Pensacola Naval Base	2-0	Since 1967	Temple	2-0	Since 1977			
Penn	1-0	Since 2012	UT Martin	33-11	Since 1967			

AIR FORCE

Overall: 1-0 // Home: 1-0 // Road: 0-0 // Neutral: 0-0 //

Date	Location	Result
4/12/68	Carbondale, Ill.	W, 3-1

ALABAMA

Overall: 2-0 // Home: 0-0 // Road: 2-0 // Neutral: 0-0 //

Date	Location	Result
3/14/82	Tuscaloosa, Ala.	W, 8-2
3/15/82	Tuscaloosa, Ala.	W, 8-5

ALABAMA STATE

Overall: 1-0 // Home: 0-0 // Road: 0-0 // Neutral: 1-0 //

Date	Location	Result
2/21/21	(N) Jacksonville, Ala.	W, 13-1

ALABAMA-BIRMINGHAM

Overall: 3-3 // Home: 0-0 // Road: 3-3 // Neutral: 0-0 //

Date	Location	Result
2/16/01	Birmingham, Ala.	L, 7-11
2/17/01	Birmingham, Ala.	W, 8-7
2/18/01	Birmingham, Ala.	W, 6-1
2/15/13	Birmingham, Ala.	W, 5-4
2/16/13	Birmingham, Ala.	L, 0-1
2/17/13	Birmingham, Ala.	L, 1-3

ARIZONA

Overall: 3-4-1 // Home: 0-0 // Road: 2-3-1 // Neutral: 1-1 //

Date	Location	Result
3/21/68	Tucson, Ariz.	L, 3-6
3/22/68	Tucson, Ariz.	W, 4-2
3/23/68	Tucson, Ariz.	W, 6-4
3/23/68	Tucson, Ariz.	L, 6-7
3/21/75	Tucson, Ariz.	T, 4-4
3/22/75	Tucson, Ariz.	L, 0-15
3/24/75	Neutral	W, 11-6
2/21/20	(N) San Diego, Calif.	L, 5-6

ARIZONA STATE

Overall: 3-13 // Home: 0-0 // Road: 2-12 // Neutral: 1-1 // NCAA Tournament: 1-1 //

Date	Location	Result
3/20/62	Tempe, Ariz.	W, 4-1
3/21/62	Tempe, Ariz.	L, 4-9
3/21/62	Tempe, Ariz.	L, 0-10
3/22/62	Tempe, Ariz.	L, 9-10
3/23/62	Tempe, Ariz.	L, 2-6
3/24/62	Tempe, Ariz.	L, 2-6
3/24/62	Tempe, Ariz.	L, 0-7
3/18/68	Tempe, Ariz.	L, 0-8
3/19/68	Tempe, Ariz.	L, 0-4
3/20/68	Tempe, Ariz.	W, 3-1
3/26/69	Tempe, Ariz.	L, 3-4
6/13/77	(N) Omaha, Neb. #	W, 3-2
6/17/77	(N) Omaha, Neb. #	L, 0-10
2/14/97	Tempe, Ariz.	L, 0-9
2/15/97	Tempe, Ariz.	L, 4-10
2/16/97	Tempe, Ariz.	L, 9-25

ARKANSAS

Overall: 7-3 // Home: 0-0 // Road: 7-3 // Neutral: 0-0 // NCAA Tournament: 0-0 //

Date	Location	Result
5/5/66	Fayetteville, Ark.	W, 11-0
5/6/66	Fayetteville, Ark.	W, 7-0
3/4/79	Fayetteville, Ark.	W, 3-2
3/4/79	Fayetteville, Ark.	W, 18-5
3/9/80	Fayetteville, Ark.	L, 5-6
3/9/80	Fayetteville, Ark.	W, 8-4
3/2/82	Fayetteville, Ark.	W, 3-0
3/2/82	Fayetteville, Ark.	L, 2-3
3/1/83	Fayetteville, Ark.	W, 7-3
3/1/83	Fayetteville, Ark.	L, 2-6

ARKANSAS STATE

Overall: 53-26 // Home: 31-9 // Road: 22-17 // Neutral: 0-0 //

Date	Location	Result
5/5/47	Carbondale, Ill.	L, 2-4
5/14/47	Carbondale, Ill.	W, 10-2
4/3/48	Carbondale, Ill.	L, 2-3
4/24/48	Carbondale, Ill.	L, 6-9
4/9/49	Jonesboro, Ark.	L, 2-14
5/17/49	Carbondale, Ill.	W, 6-3
4/1/50	Jonesboro, Ark.	W, 6-4
4/24/50	Carbondale, Ill.	W, 9-3
3/31/51	Jonesboro, Ark.	W, 8-6
4/23/51	Carbondale, Ill.	L, 2-3
5/3/52	Carbondale, Ill.	W, 17-6
5/3/52	Carbondale, Ill.	W, 14-3
4/6/53	Jonesboro, Ark.	W, 5-1
4/6/53	Jonesboro, Ark.	W, 5-2
5/12/53	Carbondale, Ill.	W, 9-0
5/12/53	Carbondale, Ill.	W, 4-3
3/27/54	Jonesboro, Ark.	W, 13-4
3/27/54	Jonesboro, Ark.	L, 6-7
4/26/55	Carbondale, Ill.	W, 5-3
3/31/56	Jonesboro, Ark.	L, 3-4
3/30/57	Jonesboro, Ark.	W, 9-4
4/20/63	Jonesboro, Ark.	L, 0-1
5/11/63	Carbondale, Ill.	W, 3-1
5/11/63	Carbondale, Ill.	W, 1-0
4/18/64	Jonesboro, Ark.	W, 2-1
4/18/64	Jonesboro, Ark.	W, 5-1
5/16/64	Carbondale, Ill.	W, 12-1
5/16/64	Carbondale, Ill.	W, 3-1
4/17/65	Carbondale, Ill.	W, 12-5
5/3/65	Carbondale, Ill.	W, 11-3
4/16/66	Jonesboro, Ark.	L, 0-1
4/16/66	Jonesboro, Ark.	W, 11-3
4/14/67	Carbondale, Ill.	W, 3-1
5/8/70	Carbondale, Ill.	W, 12-2
5/9/70	Carbondale, Ill.	W, 2-0
5/9/70	Carbondale, Ill.	W, 6-1
4/30/73	Jonesboro, Ark.	W, 5-2
4/30/73	Jonesboro, Ark.	W, 8-3
4/28/74	Carbondale, Ill.	W, 10-6
4/21/75	Jonesboro, Ark.	W, 1-0
4/2/75	Jonesboro, Ark.	W, 16-10
4/27/76	Carbondale, Ill.	W, 13-2
4/27/76	Carbondale, Ill.	W, 18-0 ⁽⁵⁾
3/16/77	Jonesboro, Ark.	W, 9-1
3/16/77	Jonesboro, Ark.	W, 3-1
4/26/78	Carbondale, Ill.	W, 3-1
4/26/78	Carbondale, Ill.	W, 5-2
3/22/89	Jonesboro, Ark.	L, 5-7
3/22/89	Jonesboro, Ark.	L, 8-9
4/12/89	Carbondale, Ill.	W, 3-2
4/12/89	Carbondale, Ill.	W, 7-3
3/21/90	Jonesboro, Ark.	W, 4-0

3/21/90	Jonesboro, Ark.	W, 4-2
4/18/90	Carbondale, Ill.	W, 9-5
4/18/90	Carbondale, Ill.	W, 13-2
3/5/91	Jonesboro, Ark.	L, 7-8
3/5/91	Jonesboro, Ark.	L, 7-8
4/17/91	Carbondale, Ill.	W, 10-2
4/17/91	Carbondale, Ill.	W, 12-0
3/9/93	Jonesboro, Ark.	L, 1-7
3/1/94	Jonesboro, Ark.	L, 6-8
4/13/94	Carbondale, Ill.	L, 6-8
4/19/95	Carbondale, Ill.	L, 6-8
3/27/96	Jonesboro, Ark.	L, 3-5
4/2/08	Jonesboro, Ark.	W, 10-3
3/25/09	Carbondale, Ill.	W, 10-3
2/19/10	Jonesboro, Ark.	L, 5-14
2/20/10	Jonesboro, Ark.	L, 3-5
3/1/11	Jonesboro, Ark.	L, 3-4
4/8/15	Carbondale, Ill.	L, 8-10
3/15/16	Jonesboro, Ark.	L, 0-1
4/19/16	Carbondale, Ill.	L, 1-7
3/15/17	Jonesboro, Ark.	W, 4-2
3/28/17	Carbondale, Ill.	L, 3-4 ⁽¹⁰⁾
3/13/18	Jonesboro, Ark.	L, 8-9 ⁽¹¹⁾
4/2/19	Jonesboro, Ark.	W, 4-3
3/10/20	Jonesboro, Ark.	W, 14-6
3/9/22	Jonesboro, Ark.	W, 12-5
3/23/22	Carbondale, Ill.	W, 6-5

ARMY

Overall: 2-0 // Home: 0-0 // Road: 0-0 // Neutral: 2-0 //

Date	Location	Result
3/12/85	(N) Coral Gables, Fla.	W, 12-10
3/11/88	(N) Coral Gables, Fla.	W, 12-5

AUBURN

Overall: 1-0 // Home: 0-0 // Road: 0-0 // Neutral: 1-0 //

Date	Location	Result
3/21/70	Neutral	W, 8-2

AURORA

Overall: 2-0 // Home: 2-0 // Road: 0-0 // Neutral: 0-0 //

Date	Location	Result
4/11/74	Carbondale, Ill.	W, 5-4
4/11/74	Carbondale, Ill.	W, 12-2

AUSTIN PEAY

Overall: 29-18 // Home: 18-7 // Road: 7-11 // Neutral: 3-0 //

Date	Location	Result
3/18/72	Neutral	W, 2-0
4/7/72	Carbondale, Ill.	W, 2-1
4/7/72	Carbondale, Ill.	L, 3-4
3/6/77	Clarksville, Tenn.	W, 3-1
3/6/77	Clarksville, Tenn.	W, 3-0
4/28/78	Carbondale, Ill.	W, 5-1
4/29/78	Carbondale, Ill.	W, 3-0
4/29/78	Carbondale, Ill.	L, 3-4
5/10/80	Carbondale, Ill.	W, 17-4
5/11/80	Carbondale, Ill.	L, 0-2
5/11/80	Carbondale, Ill.	W, 11-2
5/3/89	Carbondale, Ill.	L, 5-6
5/3/89	Carbondale, Ill.	L, 5-14
3/27/90	Clarksville, Tenn.	W, 13-6
3/26/91	Carbondale, Ill.	W, 7-5
5/3/91	Clarksville, Tenn.	L, 2-13
4/2/92	Carbondale, Ill.	W, 10-6

5/7/92	Clarksville, Tenn.	L, 2-12
3/31/93	Clarksville, Tenn.	L, 4-8
4/20/94	Neutral	W, 19-9
5/3/94	Carbondale, Ill.	W, 9-1
3/22/95	Neutral	W, 9-6
4/3/96	Clarksville, Tenn.	W, 10-8
4/16/96	Carbondale, Ill.	W, 7-6
4/1/97	Clarksville, Tenn.	W, 6-5
4/19/98	Carbondale, Ill.	W, 6-4
4/19/98	Carbondale, Ill.	L, 5-6
5/4/99	Carbondale, Ill.	L, 2-3
4/8/00	Clarksville, Tenn.	L, 1-9
4/9/00	Carbondale, Ill.	W, 6-5
2/26/13	Clarksville, Tenn.	L, 8-11
4/10/13	Carbondale, Ill.	W, 10-9
2/18/14	Clarksville, Tenn.	W, 14-4
4/16/14	Carbondale, Ill.	W, 3-0
3/25/15	Carbondale, Ill.	W, 14-3
4/15/15	Clarksville, Tenn.	L, 6-17
2/23/16	Clarksville, Tenn.	L, 6-13
3/29/16	Carbondale, Ill.	L, 10-16
2/22/17	Clarksville, Tenn.	L, 3-10
4/4/17	Carbondale, Ill.	L, 0-4
2/20/18	Clarksville, Tenn.	W, 16-7
4/4/18	Carbondale, Ill.	W, 10-6
3/12/19	Carbondale, Ill.	W, 3-2
4/16/19	Clarksville, Tenn.	L, 9-12
3/4/20	Clarksville, Tenn.	L, 1-4
4/6/21	Carbondale, Ill.	W, 15-0
2/22/22	Carbondale, Ill.	W, 10-0
4/19/22	Clarksville, Tenn.	L, 4-11

BALL STATE

Overall: 12-5 // Home: 5-4 // Road: 5-1 // Neutral: 2-0 // NCAA Tournament: 2-0 //

Date	Location	Result
4/1/67	Carbondale, Ill.	L, 3-4
5/24/69	Carbondale, Ill.	L, 3-7
5/24/69	Carbondale, Ill.	L, 3-4
5/29/69	Neutral #	W, 15-6
5/31/69	Neutral #	W, 4-3
5/22/70	Muncie, Ind.	W, 5-1
5/23/70	Muncie, Ind.	W, 12-1
5/23/70	Muncie, Ind.	L, 1-4
5/21/71	Carbondale, Ill.	W, 8-1
5/22/71	Carbondale, Ill.	W, 9-1
5/22/71	Carbondale, Ill.	W, 7-3 ⁽¹⁰⁾
5/19/72	Muncie, Ind.	W, 7-0
5/20/72	Muncie, Ind.	W, 4-3
5/20/72	Muncie, Ind.	W, 14-0
3/4/95	Carbondale, Ill.	W, 4-1
3/10/09	Carbondale, Ill.	L, 5-10
3/11/09	Carbondale, Ill.	W, 10-8

BAYLOR

Overall: 0-1 // Home: 0-0 // Road: 0-1 // Neutral: 0-0 //

Date	Location	Result
3/24/66	Waco, Texas	L, 4-8

BELLARMINE

Overall: 1-0 // Home: 1-0 // Road: 0-0 // Neutral: 0-0 //

Date	Location	Result
4/10/21	Carbondale, Ill.	W, 14-6

BELMONT

Overall: 8-5 // Home: 4-2 // Road: 4-3 // Neutral: 0-0

Date	Location	Result
2/29/12	Nashville, Tenn.	L, 7-14
5/1/13	Carbondale, Ill.	W, 2-1
3/5/14	Nashville, Tenn.	W, 7-6
3/10/15	Nashville, Tenn.	L, 4-9
4/7/15	Carbondale, Ill.	L, 1-11
3/8/16	Nashville, Tenn.	W, 8-4
4/5/16	Carbondale, Ill.	W, 11-1
2/28/17	Nashville, Tenn.	L, 17-18
4/18/17	Carbondale, Ill.	L, 3-9
2/27/18	Nashville, Tenn.	W, 3-0
4/17/18	Carbondale, Ill.	W, 3-2
2/27/19	Nashville, Tenn.	W, 13-9
3/26/19	Carbondale, Ill.	W, 10-4
2/18/20	Nashville, Tenn.	L, 3-4

BLACKBURN

Overall: 1-0 // Home: 0-0 // Road: 0-0 // Neutral: 1-0

Date	Location	Result
3/1/03	Neutral	L, 3-5

BOWLING GREEN

Overall: 3-1 // Home: 0-0 // Road: 0-0 // Neutral: 3-1

Date	Location	Result
3/18/79	Neutral	L, 1-3
3/22/80	(N) Miami, Fla.	W, 6-3
3/22/81	Neutral	W, 12-6
3/16/85	Neutral	W, 13-2

BRADLEY

Overall: 93-83-1 // Home: 51-35-1 // Road: 33-46 // Neutral: 9-2 // MVC: 77-72 // MVC Tournament: 11-2

Date	Location	Result
5/30/52	Carbondale, Ill.	W, 3-2
5/31/52	Carbondale, Ill.	L, 4-9
5/29/53	Peoria, Ill.	W, 9-8
5/30/53	Peoria, Ill.	L, 4-8
4/23/54	Carbondale, Ill.	L, 1-2
4/24/54	Carbondale, Ill.	L, 0-3
5/25/56	Peoria, Ill.	L, 1-2
5/30/58	Carbondale, Ill.	W, 5-2
5/31/58	Carbondale, Ill.	L, 6-7
5/17/73	Carbondale, Ill.	W, 3-1
5/17/73	Carbondale, Ill.	L, 2-4
5/16/74	Carbondale, Ill.	L, 2-3
5/18/77	(N)Omaha, Neb. &	W, 4-3
5/23/77	(N)Omaha, Neb. &	W, 5-1
4/21/78	Peoria, Ill.	L, 3-4
4/22/78	Peoria, Ill.	W, 3-1
4/22/78	Peoria, Ill.	W, 13-3
5/18/78	(N)Omaha, Neb. &	W, 10-4
4/20/79	Carbondale, Ill.	W, 9-4
4/21/79	Carbondale, Ill.	W, 3-0
4/21/79	Carbondale, Ill.	W, 3-2
4/18/80	Peoria, Ill.	W, 4-1
4/18/80	Peoria, Ill.	L, 0-2
4/19/80	Peoria, Ill.	W, 10-2
4/19/80	Peoria, Ill.	W, 13-1
5/17/80	(N)Wichita, Kan. &	L, 5-7
5/19/80	(N)Wichita, Kan. &	W, 18-5
4/18/81	Carbondale, Ill.	W, 1-3
4/18/81	Carbondale, Ill.	W, 6-3
4/19/81	Carbondale, Ill.	W, 12-2

4/19/81	Carbondale, Ill.	L, 1-6
5/9/81	Peoria, Ill.	L, 5-9
5/9/81	Peoria, Ill.	W, 3-0
4/17/82	Carbondale, Ill.	L, 3-4
4/17/82	Carbondale, Ill.	W, 8-1
4/18/82	Carbondale, Ill.	W, 4-3
4/18/82	Carbondale, Ill.	W, 8-0
5/8/83	Peoria, Ill.	W, 7-1
5/8/83	Peoria, Ill.	W, 9-4
4/7/84	Carbondale, Ill.	L, 1-2
4/7/84	Carbondale, Ill.	W, 8-3
4/8/84	Carbondale, Ill.	W, 8-2
4/8/84	Carbondale, Ill.	W, 5-2
4/5/85	Peoria, Ill.	W, 11-3
4/5/85	Peoria, Ill.	L, 3-4
4/7/85	Peoria, Ill.	L, 3-4
4/7/85	Peoria, Ill.	L, 2-3
4/12/86	Carbondale, Ill.	L, 2-5
4/12/86	Carbondale, Ill.	W, 8-2
4/13/86	Carbondale, Ill.	W, 11-3
4/13/86	Carbondale, Ill.	W, 5-2
4/11/87	Peoria, Ill.	L, 3-4
4/11/87	Peoria, Ill.	W, 5-4
4/12/87	Peoria, Ill.	W, 4-2
4/12/87	Peoria, Ill.	L, 8-9
4/16/88	Carbondale, Ill.	L, 4-5
4/16/88	Carbondale, Ill.	W, 5-2
4/17/88	Carbondale, Ill.	W, 5-4
4/17/88	Carbondale, Ill.	W, 9-6
5/19/88	(N)Wichita, Kan. &	W, 5-4
4/15/89	Peoria, Ill.	L, 1-6
4/15/89	Peoria, Ill.	L, 1-4
4/16/89	Peoria, Ill.	L, 8-9
4/16/89	Peoria, Ill.	W, 10-5
4/7/90	Carbondale, Ill.	W, 9-1
4/7/90	Carbondale, Ill.	L, 4-7
4/8/90	Carbondale, Ill.	W, 4-0
4/8/90	Carbondale, Ill.	W, 8-3
5/16/90	(N)Wichita, Kan. &	W, 10-9
4/6/91	Peoria, Ill.	L, 4-10
4/6/91	Peoria, Ill.	L, 0-4
4/7/91	Peoria, Ill.	L, 0-3
4/7/91	Peoria, Ill.	L, 2-7
5/17/91	(N)Wichita, Kan. &	W, 10-1
4/11/92	Carbondale, Ill.	L, 2-6
4/11/92	Carbondale, Ill.	L, 1-5
4/12/92	Carbondale, Ill.	W, 7-2
4/24/93	Peoria, Ill.	L, 4-14
4/24/93	Peoria, Ill.	L, 4-9
4/25/93	Peoria, Ill.	L, 2-6
4/23/94	Carbondale, Ill.	L, 3-5
4/23/94	Carbondale, Ill.	W, 15-2
4/24/94	Carbondale, Ill.	L, 2-4
5/19/94	(N)Wichita, Kan. &	L, 2-12
3/25/95	Peoria, Ill.	W, 9-8
3/25/95	Peoria, Ill.	W, 8-4
3/26/95	Peoria, Ill.	W, 11-2
3/26/95	Peoria, Ill.	L, 6-19
3/23/96	Carbondale, Ill.	L, 1-14
3/23/96	Carbondale, Ill.	W, 6-5
3/24/96	Carbondale, Ill.	W, 3-2
3/24/96	Carbondale, Ill.	W, 8-4
4/12/97	Peoria, Ill.	W, 11-7
4/12/97	Peoria, Ill.	L, 7-8
4/13/97	Peoria, Ill.	L, 3-5
4/13/97	Peoria, Ill.	W, 7-1
4/25/98	Carbondale, Ill.	W, 12-5
4/25/98	Carbondale, Ill.	W, 5-2
4/26/98	Carbondale, Ill.	L, 1-2
4/26/98	Carbondale, Ill.	L, 3-14
4/24/99	Peoria, Ill.	L, 2-3
4/24/99	Peoria, Ill.	L, 3-9
4/25/99	Peoria, Ill.	L, 1-12

4/2/22	Carbondale, Ill.	W, 6-5
4/3/22	Carbondale, Ill.	L, 5-9

BRIGHAM YOUNG

Overall: 0-1 // Home: 0-0 // Road: 0-0 // Neutral: 0-1

Date	Location	Result
3/14/98	(N)San Antonio, Texas	L, 1-7

BUFFALO

Overall: 1-2 // Home: 0-0 // Road: 0-0 // Neutral: 1-2

Date	Location	Result
3/24/74	Neutral	L, 5-8
3/12/08	San Antonio, Texas	L, 2-3
3/15/08	San Antonio, Texas	W, 9-8

BUTLER

Overall: 3-1 // Home: 3-0 // Road: 0-1 // Neutral: 0-0

Date	Location	Result
3/9/08	Carbondale, Ill.	W, 8-1
3/10/08	Carbondale, Ill.	W, 9-2
3/29/19	Indianapolis, Ind.	L, 4-5
3/26/22	Carbondale, Ill.	W, 16-4

CALIFORNIA IRVINE

Overall: 3-1 // Home: 2-1 // Road: 0-0 // Neutral: 1-0

Date	Location	Result
3/22/71	Neutral	W, 4-1
3/23/18	Carbondale, Ill.	L, 2-6
3/24/18	Carbondale, Ill.	W, 11-2
3/25/18	Carbondale, Ill.	W, 10-8

CAL STATE-FULLERTON

Overall: 1-0 // Home: 0-0 // Road: 0-0 // Neutral: 1-0

Date	Location	Result
3/25/71	Neutral	W, 9-3

CALIFORNIA STATE-LOS ANGELES

Overall: 1-1 // Home: 0-0 // Road: 0-1 // Neutral: 1-0 // NCAA Tournament: 1-0

Date	Location	Result
3/23/71	Los Angeles, Calif.	L, 5-10
6/16/77	Neutral #	W, 9-7

CALIFORNIA-DAVIS

Overall: 0-1 // Home: 0-0 // Road: 0-0 // Neutral: 0-1

Date	Location	Result
3/12/10	San Jose, Calif.	L, 3-5

CALIFORNIA POLY-POMONA

Overall: 1-1 // Home: 0-0 // Road: 0-0 // Neutral: 1-1

Date	Location	Result
3/23/71	Neutral	L, 3-4
3/27/71	Neutral	W, 6-0

CAMPBELL

Overall: 1-0 // Home: 0-0 // Road: 0-0 // Neutral: 1-0 // NCAA Tournament: 1-0

Date	Location	Result
5/25/90	Stanford, Calif. #	W, 8-7

CENTENARY COLLEGE

Overall: 3-1 // Home: 0-0 // Road: 2-1 // Neutral: 1-0

Date	Location	Result
2/25/01	Natchitoches, La.	W, 10-2
2/15/03	Shreveport, La.	W, 9-2
2/15/03	Shreveport, La.	L, 1-16
2/16/03	Shreveport, La.	W, 12-9

CENTRAL ARKANSAS

Overall: 3-3 // Home: 3-3 // Road: 0-0 // Neutral: 0-0

Date	Location	Result
4/2/15	Carbondale, Ill.	L, 2-5
4/4/15	Carbondale, Ill.	L, 3-8
4/4/15	Carbondale, Ill.	L, 5-6
2/26/22	Carbondale, Ill.	W, 11-6
2/27/22	Carbondale, Ill.	W, 4-2
2/28/22	Carbondale, Ill.	W, 8-4

CENTRAL FLORIDA

Overall: 0-3 // Home: 0-0 // Road: 0-3 // Neutral: 0-0

Date	Location	Result
2/9/01	Orlando, Fla.	L, 1-10
2/10/01	Orlando, Fla.	L, 4-10
2/11/01	Orlando, Fla.	L, 3-11

CENTRAL MICHIGAN

Overall: 23-13 // Home: 19-10 // Road: 4-3 // Neutral: 0-0

Date	Location	Result
4/13/51	Carbondale, Ill.	L, 6-8
4/14/51	Carbondale, Ill.	W, 13-4
4/18/52	Carbondale, Ill.	W, 3-1
4/18/52	Carbondale, Ill.	W, 6-2
5/28/54	Carbondale, Ill.	L, 2-3
5/28/54	Carbondale, Ill.	W, 10-4
5/20/55	Mt. Pleasant, Mich.	L, 2-4
5/20/55	Mt. Pleasant, Mich.	W, 4-2
5/12/56	Carbondale, Ill.	L, 1-2
5/12/56	Carbondale, Ill.	W, 4-3
5/4/57	Mt. Pleasant, Mich.	L, 0-1
5/4/57	Mt. Pleasant, Mich.	W, 4-3
4/25/58	Carbondale, Ill.	W, 2-1
4/17/59	Mt. Pleasant, Mich.	W, 7-5
4/18/59	Mt. Pleasant, Mich.	L, 7-10
4/18/59	Mt. Pleasant, Mich.	W, 2-0
4/15/60	Carbondale, Ill.	W, 4-3
4/16/60	Carbondale, Ill.	W, 6-4
4/16/60	Carbondale, Ill.	L, 1-3
5/18/62	Carbondale, Ill.	W, 6-3
5/19/62	Carbondale, Ill.	L, 2-4
5/19/62	Carbondale, Ill.	L, 4-6
4/15/63	Carbondale, Ill.	L, 1-8
4/15/63	Carbondale, Ill.	L, 4-8
4/4/66	Carbondale, Ill.	L, 7-17
4/4/66	Carbondale, Ill.	W, 1-0
3/15/03	Carbondale, Ill.	W, 12-4
3/15/03	Carbondale, Ill.	W, 6-1

3/16/03	Carbondale, Ill.	L, 2-9
2/23/06	Carbondale, Ill.	W, 11-8
2/24/06	Carbondale, Ill.	W, 10-7
2/25/06	Carbondale, Ill.	W, 11-3
2/26/06	Carbondale, Ill.	W, 6-5
2/23/07	Carbondale, Ill.	W, 3-1
2/25/07	Carbondale, Ill.	W, 4-2
2/25/07	Carbondale, Ill.	W, 10-8

CENTRAL MISSOURI

Overall: 2-0 // Home: 0-0 // Road: 2-0 // Neutral: 0-0

Date	Location	Result
4/29/66	Warrensburg, Mo.	W, 5-1
4/29/66	Warrensburg, Mo.	W, 6-2

CHAPMAN

Overall: 1-0 // Home: 0-0 // Road: 0-0 // Neutral: 1-0

Date	Location	Result
3/24/71	Neutral	W, 8-2 ⁽⁷⁾

CHICAGO STATE

Overall: 3-0 // Home: 3-0 // Road: 0-0 // Neutral: 0-0

Date	Location	Result
3/11/05	Carbondale, Ill.	W, 13-7
3/12/05	Carbondale, Ill.	W, 8-0
3/13/05	Carbondale, Ill.	W, 4-0

CINCINNATI

Overall: 16-4 // Home: 7-1 // Road: 7-1 // Neutral: 2-2 // NCAA Tournament: 2-2

Date	Location	Result
5/25/63	Cincinnati, Ohio	W, 25-6
5/25/63	Cincinnati, Ohio	W, 6-1
4/24/65	Carbondale, Ill.	W, 4-1
4/24/65	Carbondale, Ill.	W, 3-0
5/28/71	Neutral #	L, 10-11
5/29/71	Neutral #	W, 6-2
5/29/71	Neutral #	W, 10-7
5/11/73	Carbondale, Ill.	W, 5-1
5/12/73	Carbondale, Ill.	W, 5-0
5/12/73	Carbondale, Ill.	W, 6-5
5/10/74	Cincinnati, Ohio	W, 3-2
5/11/74	Cincinnati, Ohio	W, 11-1
5/11/74	Cincinnati, Ohio	L, 2-6
5/24/74	Neutral #	L, 3-5
5/9/75	Carbondale, Ill.	L, 5-11
5/10/75	Carbondale, Ill.	W, 11-1
5/10/75	Carbondale, Ill.	W, 6-3
5/7/76	Cincinnati, Ohio	W, 13-5
5/8/76	Cincinnati, Ohio	W, 14-2
5/8/76	Cincinnati, Ohio	W, 8-6

COLUMBIA

Overall: 3-0 // Home: 0-0 // Road: 0-0 // Neutral: 3-0

Date	Location	Result
3/19/92	(N) Miami, Fla.	W, 9-8
3/14/93	(N) Miami, Fla.	W, 17-5
3/19/93	(N) Miami, Fla.	W, 11-0

COLUMBUS STATE

Overall: 3-0 // Home: 0-0 // Road: 3-0 // Neutral: 0-0

Date	Location	Result
3/18/72	Columbus, Ohio	W, 14-2
3/19/72	Columbus, Ohio	W, 8-2
3/13/82	Columbus, Ohio	W, 18-2

COASTAL CAROLINA

Overall: 0-1 // Home: 0-0 // Road: 0-1 // Neutral: 0-0

Date	Location	Result
2/20/09	Myrtle Beach, S.C.	L, 3-16

CREIGHTON

Overall: 63-59 // Home: 35-19 // Road: 16-35 // Neutral: 12-5 // MVC: 50-53 // MVC Tournament: 10-6 // NCAA Tournament: 1-0

Date	Location	Result
5/18/79	Neutral #	W, 9-2
5/18/80	(N) Wichita, Kan. & W, 18-4	
5/15/82	(N) Terre Haute, Ind. & W, 7-6	
5/14/83	(N) Wichita, Kan. & W, 20-6	
4/28/84	Carbondale, Ill.	W, 2-1
4/28/84	Carbondale, Ill.	W, 2-1
4/29/84	Carbondale, Ill.	W, 6-5
4/29/84	Carbondale, Ill.	W, 4-0
4/27/85	Omaha, Neb.	L, 0-9
4/27/85	Omaha, Neb.	L, 1-3
4/29/85	Omaha, Neb.	L, 8-9
4/29/85	Omaha, Neb.	L, 3-4
3/11/86	Neutral	W, 11-6
4/5/86	Carbondale, Ill.	L, 5-8
4/5/86	Carbondale, Ill.	W, 5-2
4/6/86	Carbondale, Ill.	W, 5-1
4/6/86	Carbondale, Ill.	L, 5-7
5/16/86	Carbondale, Ill. & W, 3-1	
4/4/87	Omaha, Neb.	W, 3-2
4/4/87	Omaha, Neb.	W, 5-2
4/5/87	Omaha, Neb.	L, 6-7
4/5/87	Omaha, Neb.	W, 13-8
4/23/88	Carbondale, Ill.	W, 9-4
4/23/88	Carbondale, Ill.	L, 5-9
4/24/88	Carbondale, Ill.	L, 1-8
4/24/88	Carbondale, Ill.	W, 9-6
5/20/88	(N)Wichita, Kan. & L, 5-10	
4/22/89	Omaha, Neb.	L, 2-6
4/22/89	Omaha, Neb.	L, 2-13
4/23/89	Omaha, Neb.	L, 2-6
4/23/89	Omaha, Neb.	W, 5-2
5/18/89	(N)Wichita, Kan. & W, 7-4	
5/19/89	(N)Wichita, Kan. & W, 6-2	
4/14/90	Carbondale, Ill.	W, 8-7
4/14/90	Carbondale, Ill.	W, 3-1
4/15/90	Carbondale, Ill.	W, 3-2
4/15/90	Carbondale, Ill.	L, 6-8
5/17/90	(N)Wichita, Kan. & L, 4-5	
5/18/90	(N)Wichita, Kan. & W, 7-5	
5/19/90	(N)Wichita, Kan. & W, 9-8	
4/13/91	Omaha, Neb.	L, 1-12
4/13/91	Omaha, Neb.	L, 0-3
4/14/91	Omaha, Neb.	L, 3-7
4/14/91	Omaha, Neb.	L, 2-5
4/4/92	Carbondale, Ill.	W, 3-1
4/4/92	Carbondale, Ill.	L, 6-11
4/5/92	Carbondale, Ill.	L, 2-7
4/3/93	Omaha, Neb.	L, 1-2
4/3/93	Omaha, Neb.	W, 3-2
4/4/93	Omaha, Neb.	L, 11-14

4/2/94	Carbondale, Ill.	W, 14-11
4/2/94	Carbondale, Ill.	L, 3-8
4/3/94	Carbondale, Ill.	W, 12-11
4/8/95	Omaha, Neb.	L, 3-4
4/8/95	Omaha, Neb.	L, 0-5
5/3/96	Carbondale, Ill.	L, 1-12
5/4/96	Carbondale, Ill.	L, 4-5
5/5/96	Carbondale, Ill.	W, 1-0
4/26/97	Omaha, Neb.	W, 11-4
4/26/97	Omaha, Neb.	W, 8-3
4/27/97	Omaha, Neb.	W, 12-11
4/27/97	Omaha, Neb.	W, 9-5
3/21/98	Carbondale, Ill.	W, 9-5
3/21/98	Carbondale, Ill.	W, 11-9
3/22/98	Carbondale, Ill.	W, 4-3
3/22/98	Carbondale, Ill.	W, 8-3
4/9/99	Omaha, Neb.	L, 1-3
4/10/99	Omaha, Neb.	L, 4-13
4/10/99	Omaha, Neb.	L, 11-12
4/11/99	Omaha, Neb.	L, 2-6
5/12/00	Carbondale, Ill.	W, 6-5
5/13/00	Carbondale, Ill.	W, 9-8
5/13/00	Carbondale, Ill.	W, 5-4
5/14/00	Carbondale, Ill.	L, 5-7
4/7/01	Omaha, Neb.	L, 12-15
4/7/01	Omaha, Neb.	L, 4-14
4/8/01	Omaha, Neb.	L, 1-2
4/8/01	Omaha, Neb.	W, 13-4
3/15/02	(N)San Antonio, Tx.	W, 10-3
3/30/02	Carbondale, Ill.	L, 3-5
3/30/02	Carbondale, Ill.	W, 13-2
3/31/02	Carbondale, Ill.	L, 2-10
3/31/02	Carbondale, Ill.	W, 14-4
5/2/03	Omaha, Neb.	W, 3-1
5/3/03	Omaha, Neb.	L, 1-11
5/3/03	Omaha, Neb.	W, 9-7
4/23/04	Carbondale, Ill.	W, 4-2
4/24/04	Carbondale, Ill.	W, 9-6
4/25/04	Carbondale, Ill.	L, 0-3
4/25/04	Carbondale, Ill.	W, 7-4
5/27/04	(N)Springfield, Mo. & W, 6-5	
4/1/05	Omaha, Neb.	L, 3-5
4/2/05	Omaha, Neb.	L, 0-7
4/3/05	Omaha, Neb.	W, 3-1
4/14/06	Carbondale, Ill.	W, 3-2
4/15/06	Carbondale, Ill.	L, 1-2
4/16/06	Carbondale, Ill.	W, 7-2
5/4/07	Omaha, Neb.	W, 4-3
5/5/07	Omaha, Neb.	L, 2-5
5/6/07	Omaha, Neb.	L, 0-7
5/23/07	(N)Springfield, Mo. & L, 5-8	
5/3/08	Carbondale, Ill.	L, 0-5
5/3/08	Carbondale, Ill.	L, 8-9
5/4/08	Carbondale, Ill.	W, 5-4
5/23/08	(N)Wichita, Kan. & W, 6-5	
3/28/09	Omaha, Neb.	L, 3-4
3/28/09	Omaha, Neb.	L, 0-10
2/20/09	(N)Wichita, Kan. & L, 1-5	
3/26/10	Carbondale, Ill.	L, 2-4
3/27/10	Carbondale, Ill.	L, 1-2
3/27/10	Carbondale, Ill.	W, 5-4 ⁽¹¹⁾
4/22/11	Omaha, Neb.	L, 4-5
4/23/11	Omaha, Neb.	W, 3-2
4/24/11	Omaha, Neb.	W, 2-1
5/26/11	Omaha, Neb. & L, 0-5	
4/21/12	Carbondale, Ill.	W, 4-0
4/21/12	Carbondale, Ill.	W, 7-6
4/22/12	Carbondale, Ill.	W, 6-5
5/26/12	(N)Springfield, Mo. & L, 8-6	
4/19/13	Omaha, Neb.	L, 4-3
4/20/13	Omaha, Neb.	L, 3-5
4/21/13	Omaha, Neb.	L, 1-9

*Creighton left the MVC after the

2013 season

CORNELL

Overall: 2-0 // Home: 0-0 // Road: 0-0 // Neutral: 2-0

Date	Location	Result
3/19/73	Neutral	W, 6-3
3/29/75	Neutral	W, 10-9

C. W. POST

Overall: 2-0 // Home: 0-0 // Road: 0-0 // Neutral: 2-0

Date	Location	Result
3/13/99	Homestead, Fla.	W, 9-3

DALLAS BAPTIST

Overall: 10-23 // Home: 5-10 // Road: 3-12 // Neutral: 2-1 // MVC: 7-19 // MVC Tournament: 1-1

Date	Location	Result
2/17/06	(N) Huntsville, Texas	W, 8-5
3/24/11	Carbondale, Ill.	W, 7-4
3/25/11	Carbondale, Ill.	L, 5-6
4/12/12	Dallas, Texas	L, 8-11
4/13/12	Dallas, Texas	L, 8-12
4/14/12	Dallas, Texas	L, 6-11
<i>DBU joined the MVC in 2014</i>		
5/15/14	Dallas, Texas	L, 6-11
5/16/14	Dallas, Texas	L, 5-6
5/17/14	Dallas, Texas	L, 4-10
4/24/15	Carbondale, Ill.	L, 3-6
4/25/15	Carbondale, Ill.	L, 4-5
4/26/15	Carbondale, Ill.	L, 4-7
4/15/16	Dallas, Texas	L, 2-5
4/16/16	Dallas, Texas	L, 4-7
4/17/16	Dallas, Texas	W, 7-0
5/26/16	(N) Terre Haute, Ind. &	L, 8-10
4/28/17	Carbondale, Ill.	W, 4-1
4/29/17	Carbondale, Ill.	L, 2-4
4/29/17	Carbondale, Ill.	L, 1-7 ⁽⁶⁾
4/13/18	Dallas, Texas	L, 4-7
4/14/18	Dallas, Texas	L, 8-9
4/15/18	Dallas, Texas	L, 1-3
5/16/19	Carbondale, Ill.	W, 3-2
5/17/19	Carbondale, Ill.	L, 6-11
5/18/19	Carbondale, Ill.	L, 1-12 ⁽⁷⁾
5/20/21	Carbondale, Ill.	L, 0-19 ⁽⁷⁾
5/21/21	Carbondale, Ill.	L, 0-3 ⁽⁷⁾
5/21/21	Carbondale, Ill.	W, 9-8
5/22/21	Carbondale, Ill.	W, 5-3
4/22/22	Dallas, Texas	W, 7-6
4/23/22	Dallas, Texas	W, 10-9
4/24/22	Dallas, Texas	L, 2-10
5/28/22	(N) Springfield, Mo. &	W, 7-5

DAVIDSON

Overall: 2-0 // Home: 0-0 // Road: 0-0 // Neutral: 2-0

Date	Location	Result
3/12/90	Neutral	W, 7-2
3/14/90	Neutral	W, 24-6

DELTA STATE

Overall: 1-0 // Home: 0-0 // Road: 1-0 // Neutral: 0-0

Date	Location	Result
3/15/94	Cleveland, Miss.	W, 7-2

DETROIT

Overall: 1-0 // Home: 0-0 // Road: 0-0 // Neutral: 1-0

Date	Location	Result
3/15/94	Miami, Fla.	W, 14-3

DUQUESNE

Overall: 1-0 // Home: 0-0 // Road: 1-0 // Neutral: 0-0

Date	Location	Result
5/29/66	Pittsburgh, Penn.	W, 9-0

EAST CAROLINA

Overall: 0-1 // Home: 0-0 // Road: 0-1 // Neutral: 0-0

Date	Location	Result
3/25/63	Greenville, N.C.	L, 2-6

EASTERN ILLINOIS

Overall: 61-31-1 // Home: 41-18-1 // Road: 20-13 // Neutral: 0-0

Date	Location	Result
5/3/47	Carbondale, Ill.	L, 4-8
5/3/47	Carbondale, Ill.	L, 3-7
5/29/47	Carbondale, Ill.	W, 10-3
5/21/48	Carbondale, Ill.	L, 5-11
5/29/48	Carbondale, Ill.	L, 2-9
4/22/49	Carbondale, Ill.	W, 3-2
5/5/49	Carbondale, Ill.	L, 9-10
4/14/50	Carbondale, Ill.	L, 7-6
5/12/50	Carbondale, Ill.	L, 7-12
4/27/51	Charleston, Ill.	W, 5-4
4/27/51	Charleston, Ill.	L, 2-3
5/20/52	Carbondale, Ill.	W, 5-4
5/20/52	Carbondale, Ill.	W, 4-1
5/15/53	Charleston, Ill.	L, 4-5
5/15/53	Charleston, Ill.	L, 3-4
5/14/54	Carbondale, Ill.	W, 5-3
5/14/54	Carbondale, Ill.	L, 1-5
5/6/55	Charleston, Ill.	W, 4-3
5/6/55	Charleston, Ill.	W, 8-5
4/28/56	Carbondale, Ill.	W, 5-0
4/28/56	Carbondale, Ill.	W, 20-5
4/20/57	Charleston, Ill.	W, 6-2
4/20/57	Charleston, Ill.	W, 5-3
4/12/58	Carbondale, Ill.	W, 3-0
4/12/58	Carbondale, Ill.	W, 17-5
5/23/59	Carbondale, Ill.	W, 9-7
5/23/59	Carbondale, Ill.	W, 8-2
5/21/60	Carbondale, Ill.	L, 3-8
5/21/60	Carbondale, Ill.	W, 3-2
5/12/61	Charleston, Ill.	L, 0-4
5/13/61	Charleston, Ill.	W, 6-0
5/13/61	Charleston, Ill.	W, 7-2
5/4/62	Carbondale, Ill.	W, 6-0
5/5/62	Carbondale, Ill.	W, 9-0
5/5/62	Carbondale, Ill.	W, 8-3
4/14/67	Carbondale, Ill.	W, 14-0
5/8/73	Carbondale, Ill.	W, 5-4
5/8/73	Carbondale, Ill.	W, 9-2
5/7/74	Carbondale, Ill.	W, 4-0
5/7/74	Carbondale, Ill.	W, 1-0
5/6/75	Carbondale, Ill.	W, 5-0
5/6/75	Carbondale, Ill.	W, 6-0
5/5/76	Charleston, Ill.	W, 15-4
5/5/76	Charleston, Ill.	W, 15-2
5/4/77	Carbondale, Ill.	W, 4-2
5/4/77	Carbondale, Ill.	W, 4-1
5/3/78	Charleston, Ill.	W, 8-2

5/3/78	Charleston, Ill.	L, 3-4	4/17/53	Carbondale, Ill.	W, 5-2
4/30/80	Carbondale, Ill.	W, 11-0	4/16/54	Ypsilanti, Mich.	L, 3-4
4/30/80	Carbondale, Ill.	W, 5-4	4/16/54	Ypsilanti, Mich.	W, 6-5
4/29/81	Charleston, Ill.	L, 3-4	5/18/55	Ypsilanti, Mich.	L, 10-18
4/29/81	Charleston, Ill.	W, 7-5	5/18/55	Ypsilanti, Mich.	L, 11-12
4/28/82	Carbondale, Ill.	L, 5-8	5/19/56	Ypsilanti, Mich.	W, 8-3
5/28/82	Carbondale, Ill.	L, 0-7	5/19/56	Ypsilanti, Mich.	W, 3-2
4/27/83	Charleston, Ill.	W, 13-5	5/11/57	Carbondale, Ill.	W, 7-5
4/27/83	Charleston, Ill.	L, 0-9	5/11/57	Carbondale, Ill.	L, 2-4
4/25/84	Carbondale, Ill.	L, 1-4	5/2/58	Carbondale, Ill.	L, 11-13
4/25/84	Carbondale, Ill.	W, 6-4	4/24/59	Carbondale, Ill.	W, 15-4
4/23/86	Carbondale, Ill.	L, 1-15	4/25/59	Carbondale, Ill.	W, 7-1
4/23/86	Carbondale, Ill.	T, 2-2	4/25/59	Carbondale, Ill.	W, 9-4
4/20/88	Carbondale, Ill.	L, 2-5	4/22/60	Ypsilanti, Mich.	W, 5-1
4/20/88	Carbondale, Ill.	W, 5-4	4/23/60	Ypsilanti, Mich.	W, 6-5
4/19/89	Charleston, Ill.	W, 13-7	4/23/60	Ypsilanti, Mich.	W, 5-3
4/19/89	Charleston, Ill.	L, 4-5	4/14/61	Carbondale, Ill.	W, 5-0
3/23/90	Carbondale, Ill.	W, 6-5	5/25/62	Ypsilanti, Mich.	W, 13-7
3/23/90	Carbondale, Ill.	W, 11-1	5/25/62	Ypsilanti, Mich.	W, 2-0
4/24/91	Charleston, Ill.	L, 1-5	5/25/62	Ypsilanti, Mich.	W, 7-3
4/24/91	Charleston, Ill.	W, 7-1	5/4/91	Neutral	L, 0-3
4/8/92	Carbondale, Ill.	W, 8-6	3/5/94	Carbondale, Ill.	W, 6-4
4/8/92	Carbondale, Ill.	L, 0-5	3/8/02	Carbondale, Ill.	W, 5-2
4/7/93	Charleston, Ill.	L, 1-2	3/10/02	Carbondale, Ill.	W, 5-3
4/7/93	Charleston, Ill.	L, 0-8	3/10/02	Carbondale, Ill.	W, 17-8
3/4/94	Carbondale, Ill.	W, 8-7			
4/5/95	Charleston, Ill.	W, 12-2			
3/1/96	Carbondale, Ill.	W, 4-1			
5/1/96	Charleston, Ill.	W, 8-6			
2/28/97	Carbondale, Ill.	W, 7-2			
2/27/98	Carbondale, Ill.	L, 8-9			
4/12/05	Carbondale, Ill.	W, 9-0			
4/19/06	Charleston, Ill.	W, 4-3			
5/15/07	Carbondale, Ill.	W, 5-4			
3/25/08	Charleston, Ill.	W, 3-1			
3/4/09	Carbondale, Ill.	L, 1-5			
3/24/10	Carbondale, Ill.	W, 9-8			
3/23/11	Charleston, Ill.	W, 7-4			
3/20/12	Carbondale, Ill.	L, 1-5			
3/19/13	Charleston, Ill.	L, 7-11			
3/18/14	Carbondale, Ill.	W, 3-2			
4/12/16	Carbondale, Ill.	W, 10-2			
3/29/17	Charleston, Ill.	L, 7-10			
4/10/18	Carbondale, Ill.	W, 5-3			
4/9/19	Charleston, Ill.	W, 9-8			
2/23/21	Carbondale, Ill.	W, 10-9			

EASTERN KENTUCKY

Overall: 6-3 // Home: 6-3 // Road: 0-0 // Neutral: 0-0

Date	Location	Result
3/6/92	Carbondale, Ill.	W, 4-2
3/6/95	Carbondale, Ill.	W, 8-7
3/28/13	Carbondale, Ill.	W, 6-2
3/29/13	Carbondale, Ill.	W, 4-3
3/30/13	Carbondale, Ill.	W, 4-1
2/20/15	Carbondale, Ill.	W, 4-1
2/21/15	Carbondale, Ill.	L, 4-5
2/21/15	Carbondale, Ill.	L, 3-4
2/22/15	Carbondale, Ill.	L, 2-5

EASTERN MICHIGAN

Overall: 25-6 // Home: 14-2 // Road: 11-3 // Neutral: 0-1

Date	Location	Result
5/4/48	Carbondale, Ill.	W, 6-5
5/4/51	Carbondale, Ill.	W, 7-4
5/4/51	Carbondale, Ill.	W, 6-5
4/25/52	Ypsilanti, Mich.	W, 10-7
4/25/52	Ypsilanti, Mich.	W, 7-1
4/17/53	Carbondale, Ill.	W, 14-2

EAST TENNESSEE STATE

Overall: 3-0 // Home: 0-0 // Road: 3-0 // Neutral: 0-0

Date	Location	Result
5/5/79	Johnson City, Tenn.	W, 9-4
5/6/79	Johnson City, Tenn.	W, 4-2
5/6/79	Johnson City, Tenn.	W, 4-3

EVANSVILLE

Overall: 117-68 // Home: 66-29 // Road: 44-34 // Neutral: 6-5 // MVC: 53-43 // MVC Tournament: 6-5

Date	Location	Result
4/5/47	Carbondale, Ill.	W, 7-4
4/20/48	Carbondale, Ill.	W, 6-4
5/25/48	Carbondale, Ill.	L, 3-11
4/4/49	Evansville, Ind.	L, 3-5
5/2/49	Carbondale, Ill.	L, 0-8
5/??/50	Carbondale, Ill.	W, 17-9
5/18/50	Carbondale, Ill.	W, 10-8
5/27/53	Carbondale, Ill.	W, 2-1
4/16/55	Carbondale, Ill.	W, 13-0
5/10/55	Evansville, Ind.	L, 1-5
4/25/56	Carbondale, Ill.	W, 9-3
4/29/57	Carbondale, Ill.	W, 4-3
5/13/57	Evansville, Ind.	W, 5-2
5/5/59	Evansville, Ind.	W, 12-2
5/19/59	Carbondale, Ill.	W, 7-2
4/26/60	Evansville, Ind.	W, 13-2
4/18/61	Carbondale, Ill.	W, 17-1
5/14/63	Evansville, Ind.	W, 4-3
4/7/64	Evansville, Ind.	W, 7-1
5/12/64	Carbondale, Ill.	W, 18-1
5/12/65	Evansville, Ind.	W, 4-1
4/20/65	Carbondale, Ill.	W, 19-4
5/7/68	Carbondale, Ill.	W, 3-2
5/6/69	Evansville, Ind.	W, 22-2
5/5/70	Carbondale, Ill.	W, 20-5
5/4/71	Evansville, Ind.	W, 22-2
5/2/72	Carbondale, Ill.	W, 13-1
5/16/73	Carbondale, Ill.	W, 12-2
5/15/74	Carbondale, Ill.	W, 5-1
5/15/74	Carbondale, Ill.	W, 6-3
4/29/75	Carbondale, Ill.	W, 7-2
4/29/75	Carbondale, Ill.	W, 2-1

3/30/76	Carbondale, Ill.	W, 10-5	4/28/01	Evansville, Ind.	L, 2-7	5/7/21	Evansville, Ind.	L, 6-8 ⁽⁷⁾	Date	Location	Result
3/30/76	Carbondale, Ill.	W, 13-5	4/28/01	Evansville, Ind.	L, 3-4	5/8/21	Evansville, Ind.	W, 5-0	3/29/68	Tallahassee, Fla.	L, 0-6
4/20/77	Carbondale, Ill.	W, 9-3	4/29/01	Evansville, Ind.	L, 8-9	5/9/21	Evansville, Ind.	L, 5-6	3/30/68	Tallahassee, Fla.	L, 4-8
4/20/77	Carbondale, Ill.	W, 8-0	4/19/02	Carbondale, Ill.	W, 2-1	<i>SIU and UE played two series in 2021. The series in Carbondale counted towards the MVC standings, and the series in Evansville counted as a non-conference series.</i>					
4/18/78	Carbondale, Ill.	W, 3-2	4/20/02	Carbondale, Ill.	W, 7-4	4/8/22	Evansville, Ind.	W, 14-4	4/1/68	Tallahassee, Fla.	L, 3-5
4/18/78	Carbondale, Ill.	W, 6-3	4/20/02	Carbondale, Ill.	L, 5-10	4/9/22	Evansville, Ind.	L, 2-6	3/28/69	Tallahassee, Fla.	W, 1-0
4/30/79	Carbondale, Ill.	W, 4-1	4/21/02	Carbondale, Ill.	W, 7-3	4/10/22	Evansville, Ind.	W, 14-5	3/29/69	Tallahassee, Fla.	L, 4-5 ⁽¹²⁾
4/30/79	Carbondale, Ill.	W, 5-1	4/26/03	Evansville, Ind.	L, 0-2	5/28/22	(N) Springfield, Mo.	W, 8-5	3/29/69	Tallahassee, Fla.	L, 1-3
4/5/83	Carbondale, Ill.	W, 2-1	4/26/03	Evansville, Ind.	W, 20-6	FORDHAM					
4/5/83	Carbondale, Ill.	W, 5-3	4/27/03	Evansville, Ind.	W, 2-1	Overall: 2-0 // Home: 0-0 // Road: 0-0 // Neutral: 2-0					
4/19/83	Evansville, Ind.	W, 4-2	4/27/03	Evansville, Ind.	L, 2-4	FAIRLEIGH DICKINSON					
4/19/83	Evansville, Ind.	L, 3-9	4/9/04	Carbondale, Ill.	W, 7-3	Overall: 5-0 // Home: 0-0 // Road: 0-0 // Neutral: 5-0					
4/24/84	Evansville, Ind.	W, 7-6	4/10/04	Carbondale, Ill.	L, 5-7	Date	Location	Result	Date	Location	Result
4/24/84	Evansville, Ind.	L, 7-8	4/10/04	Carbondale, Ill.	L, 3-7	3/20/83	Neutral	W, 17-7	3/2/83	Neutral	W, 19-4
4/2/85	Evansville, Ind.	L, 3-4	4/11/04	Carbondale, Ill.	W, 6-5	3/18/84	Neutral	W, 4-3	FORT SAM HOUSTON		
4/2/85	Evansville, Ind.	W, 4-2	5/28/04	(N) Springfield, Mo. &	W, 11-1	Overall: 1-0 // Home: 0-0 // Road: 0-0 // Neutral: 1-0					
4/23/85	Carbondale, Ill.	L, 3-5	4/22/05	Evansville, Ind.	W, 9-3	Date	Location	Result	Date	Location	Result
4/23/85	Carbondale, Ill.	L, 2-3	4/23/05	Evansville, Ind.	L, 2-3	3/10/86	Neutral	W, 10-3	FRESNO STATE		
4/8/86	Evansville, Ind.	L, 3-6	4/24/05	Evansville, Ind.	W, 13-0	3/12/86	Neutral	W, 11-3	Overall: 1-2 // Home: 0-0 // Road: 0-0 // Neutral: 1-0		
4/8/86	Evansville, Ind.	W, 6-2	5/25/05	(N) Wichita, Kan. &	W, 10-9	3/10/89	Neutral	W, 13-8	Date	Location	Result
4/15/86	Carbondale, Ill.	W, 6-4	5/12/06	Carbondale, Ill.	L, 4-7	3/9/90	Neutral	W, 19-2	3/22/66	Neutral	W, 4-0
4/15/86	Carbondale, Ill.	W, 15-3	5/13/06	Carbondale, Ill.	L, 3-7	3/9/91	Neutral	W, 12-8	FORT SAM HOUSTON		
4/7/87	Evansville, Ind.	W, 3-1	5/14/06	Carbondale, Ill.	L, 4-10	Overall: 2-2 // Home: 0-0 // Road: 2-2 // Neutral: 0-0					
4/7/87	Evansville, Ind.	W, 6-5	5/25/06	(N) Wichita, Kan. &	L, 0-10	Date	Location	Result	Date	Location	Result
4/14/87	Carbondale, Ill.	W, 14-3	3/30/07	Evansville, Ind.	L, 0-10	3/10/86	Neutral	W, 10-3	FRESNO STATE		
4/14/87	Carbondale, Ill.	W, 6-0	3/31/07	Evansville, Ind.	L, 2-14	3/12/86	Neutral	W, 11-3	Overall: 1-2 // Home: 0-0 // Road: 0-1 // Neutral: 1-1 // NCAA Tournament: 1-1		
4/5/88	Carbondale, Ill.	W, 4-3	4/1/07	Evansville, Ind.	W, 8-5	3/10/89	Neutral	W, 13-8	Date	Location	Result
4/5/88	Carbondale, Ill.	L, 5-9	5/16/08	Carbondale, Ill.	W, 8-2	3/9/90	Neutral	W, 19-2	3/22/66	Neutral	W, 4-0
4/12/88	Evansville, Ind.	W, 7-3	5/16/08	Carbondale, Ill.	W, 7-2	3/9/91	Neutral	W, 12-8	FRESNO STATE		
4/12/88	Evansville, Ind.	W, 4-1	5/17/08	Carbondale, Ill.	W, 4-2	Overall: 2-2 // Home: 0-0 // Road: 2-2 // Neutral: 0-0					
4/4/89	Carbondale, Ill.	W, 8-5	5/14/09	Evansville, Ind.	W, 5-2	Date	Location	Result	Date	Location	Result
4/4/89	Carbondale, Ill.	W, 15-4	5/15/09	Evansville, Ind.	W, 11-7	3/23/70	Gainesville, Fla.	W, 9-1	5/24/90	Stanford, Calif. #	L, 2-3
4/11/89	Evansville, Ind.	L, 1-6	5/16/09	Evansville, Ind.	W, 11-5	3/24/70	Boca Raton, Fla.	W, 13-10	5/26/90	Stanford, Calif. #	W, 3-1
4/11/89	Evansville, Ind.	W, 5-4	5/14/10	Carbondale, Ill.	L, 2-14	3/18/95	Gainesville, Fla.	L, 5-13	3/9/00	Fresno, Calif.	L, 0-12
4/3/90	Carbondale, Ill.	L, 6-10	5/15/10	Carbondale, Ill.	W, 8-6	3/19/95	Gainesville, Fla.	L, 1-5	FLORIDA		
4/3/90	Carbondale, Ill.	W, 11-7	5/16/10	Carbondale, Ill.	W, 6-4	Overall: 2-2 // Home: 0-0 // Road: 2-2 // Neutral: 0-0					
4/2/91	Evansville, Ind.	L, 0-7	5/25/10	(N)Wichita, Kan. &	L, 5-11	Date	Location	Result	Date	Location	Result
4/2/91	Evansville, Ind.	L, 0-1	4/8/11	Evansville, Ind.	W, 5-1	3/23/70	Gainesville, Fla.	W, 9-1	5/24/90	Stanford, Calif. #	L, 2-3
4/9/91	Carbondale, Ill.	W, 9-2	4/9/11	Evansville, Ind.	W, 8-4	3/24/70	Boca Raton, Fla.	W, 13-10	5/26/90	Stanford, Calif. #	W, 3-1
4/10/91	Carbondale, Ill.	W, 5-4	4/10/11	Evansville, Ind.	W, 6-3	3/18/95	Gainesville, Fla.	L, 5-13	3/9/00	Fresno, Calif.	L, 0-12
4/7/92	Carbondale, Ill.	L, 3-8	4/6/12	Carbondale, Ill.	W, 9-1	3/19/95	Gainesville, Fla.	L, 1-5	FLORIDA		
4/28/92	Evansville, Ind.	W, 5-3	4/7/12	Carbondale, Ill.	W, 11-6	Overall: 2-5 // Home: 0-0 // Road: 2-5 // Neutral: 0-0					
4/27/93	Carbondale, Ill.	L, 1-9	4/8/12	Carbondale, Ill.	L, 2-6	Date	Location	Result	Date	Location	Result
4/28/93	Evansville, Ind.	L, 4-5	4/5/13	Evansville, Ind.	L, 2-3	3/14/89	Boca Raton, Fla.	L, 6-15	3/2/12	DeLand, Fla.	W, 5-4
4/26/94	Carbondale, Ill.	L, 5-10	4/6/13	Evansville, Ind.	L, 4-5	2/13/04	Boca Raton, Fla.	L, 2-14	GEORGIA STATE		
4/27/94	Evansville, Ind.	L, 2-5	4/7/13	Evansville, Ind.	W, 13-5	2/14/04	Boca Raton, Fla.	L, 0-7	Overall: 1-0 // Home: 0-0 // Road: 0-0 // Neutral: 1-0		
4/28/95	Evansville, Ind.	L, 6-13	5/2/14	Carbondale, Ill.	L, 2-4	2/15/04	Boca Raton, Fla.	L, 2-7	Date	Location	Result
4/29/95	Evansville, Ind.	L, 3-8	5/3/14	Carbondale, Ill.	W, 8-2	2/10/06	Boca Raton, Fla.	W, 7-6	5/24/90	Stanford, Calif. #	L, 2-3
4/29/95	Evansville, Ind.	W, 8-1	5/4/14	Carbondale, Ill.	L, 4-8	2/11/06	Boca Raton, Fla.	L, 0-12	5/26/90	Stanford, Calif. #	W, 3-1
4/30/95	Evansville, Ind.	L, 1-3	5/20/14	(N)Terre Haute, Ind. &	W, 9-1	2/12/06	Boca Raton, Fla.	W, 17-8	FLORIDA ATLANTIC		
4/5/96	Carbondale, Ill.	W, 6-5	5/1/15	Evansville, Ind.	L, 3-4	Overall: 2-5 // Home: 0-0 // Road: 2-5 // Neutral: 0-0					
4/6/96	Carbondale, Ill.	W, 5-4	5/2/15	Evansville, Ind.	L, 5-6	Date	Location	Result	Date	Location	Result
4/6/96	Carbondale, Ill.	L, 6-9	5/3/15	Evansville, Ind.	W, 5-4	3/14/89	Boca Raton, Fla.	L, 6-15	3/2/12	DeLand, Fla.	W, 5-4
4/7/96	Carbondale, Ill.	L, 1-3	5/13/16	Evansville, Ind.	W, 4-1	2/13/04	Boca Raton, Fla.	L, 2-14	GEORGIA STATE		
5/15/96	(N)Wichita, Kan. &	L, 10-29	5/14/16	Evansville, Ind.	W, 4-0	2/14/04	Boca Raton, Fla.	L, 0-7	Overall: 1-1 // Home: 0-0 // Road: 0-0 // Neutral: 1-1		
3/5/97	Evansville, Ind.	W, 20-7	5/15/16	Evansville, Ind.	L, 3-4	2/15/04	Boca Raton, Fla.	L, 2-7	Date	Location	Result
3/19/97	Evansville, Ind.	L, 3-5	5/25/16	(N)Terre Haute, Ind. &	W, 4-3	2/10/06	Boca Raton, Fla.	W, 7-6	3/9/00	Fresno, Calif.	L, 0-12
3/19/97	Evansville, Ind.	W, 13-0	5/27/16	(N)Terre Haute, Ind. &	L, 2-3	2/11/06	Boca Raton, Fla.	L, 0-12	FLORIDA INTERNATIONAL		
4/9/97	Carbondale, Ill.	L, 2-11	3/31/17	Carbondale, Ill.	W, 3-2	2/12/06	Boca Raton, Fla.	W, 17-8	Overall: 7-1 // Home: 0-0 // Road: 7-1 // Neutral: 0-0		
4/10/98	Carbondale, Ill.	W, 15-6	4/1/17	Carbondale, Ill.	W, 5-2	Date	Location	Result	Date	Location	Result
4/11/98	Carbondale, Ill.	L, 4-8	4/2/17	Carbondale, Ill.	W, 8-3	3/20/73	Miami, Fla.	W, 9-1	3/2/74	Miami, Fla.	L, 3-4
4/12/98	Carbondale, Ill.	L, 5-6	4/27/18	Evansville, Ind.	W, 2-0	3/22/74	Miami, Fla.	L, 3-4	3/22/74	Miami, Fla.	W, 9-2
4/12/98	Carbondale, Ill.	L, 3-8	4/28/18	Evansville, Ind.	W, 5-4	3/23/74	Miami, Fla.	W, 5-4	3/23/74	Miami, Fla.	W, 5-4
4/30/99	Evansville, Ind.	W, 7-2	4/29/18	Evansville, Ind.	W, 9-4	3/17/76	Miami, Fla.	W, 9-2	3/17/76	Miami, Fla.	W, 9-2
5/1/99	Evansville, Ind.	L, 0-1	5/24/18	(N)Dallas, Texas&	W, 5-4 ⁽¹²⁾	3/11/83	Miami, Fla.	W, 20-8	3/11/83	Miami, Fla.	W, 20-8
5/1/99	Evansville, Ind.	W, 4-1	5/3/19	Carbondale, Ill.	W, 8-6	3/17/92	Miami, Fla.	W, 8-4	3/17/92	Miami, Fla.	W, 8-4
5/2/99	Evansville, Ind.	L, 4-5	5/4/19	Carbondale, Ill.	W, 5-2	3/15/94	Miami, Fla.	W, 5-3	FLORIDA SOUTHERN		
3/31/00	Carbondale, Ill.	W, 1-0	5/5/19	Carbondale, Ill.	W, 4-1	Overall: 1-0 // Home: 0-0 // Road: 1-0 // Neutral: 0-0					
4/1/00	Carbondale, Ill.	L, 2-4	3/12/21	Carbondale, Ill.	W, 14-5	Date	Location	Result	Date	Location	Result
4/1/00	Carbondale, Ill.	L, 3-5	3/13/21	Carbondale, Ill.	W, 5-3 ⁽⁷⁾	3/22/73	Lakeland, Fla.	W, 6-3	3/2/73	Lakeland, Fla.	W, 6-3
4/2/00	Carbondale, Ill.	L, 9-14	3/13/21	Carbondale, Ill.	W, 9-4	FLORIDA STATE					
5/18/00	(N)Wichita, Kan. &	L, 2-4	3/14/21	Carbondale, Ill.	L, 3-7	Overall: 1-6 // Home: 0-0 // Road: 1-6 // Neutral: 0-0					
4/27/01	Evansville, Ind.	L, 6-8	5/7/21	Evansville, Ind.	W, 16-7	Date	Location	Result	Date	Location	Result
						3/7/00	(N) Fresno, Calif.	W, 2-1	FLORIDA STATE		
						Overall: 1-6 // Home: 0-0 // Road: 1-6 // Neutral: 0-0					

GRAMBLING STATE

Overall: 1-0 // Home: 0-0 // Road: 0-0 // Neutral: 1-0

Date	Location	Result
2/19/11	(N) Ruston, La.	W, 4-3

GRAND CANYON

Overall: 1-0 // Home: 0-0 // Road: 0-0 // Neutral: 1-0

Date	Location	Result
3/25/68	Neutral	W, 7-4

GREENVILLE

Overall: 16-2 // Home: 16-2 // Road: 0-0 // Neutral: 0-0

Date	Location	Result
4/30/68	Carbondale, Ill.	W, 9-0
4/30/69	Carbondale, Ill.	W, 18-0
5/8/74	Carbondale, Ill.	W, 7-5
4/8/75	Carbondale, Ill.	W, 6-1
4/8/75	Carbondale, Ill.	L, 4-8
4/7/76	Carbondale, Ill.	W, 3-0
4/7/76	Carbondale, Ill.	W, 15-4
3/30/77	Carbondale, Ill.	W, 12-5
3/29/78	Carbondale, Ill.	W, 15-1
3/29/78	Carbondale, Ill.	W, 8-3
3/21/79	Carbondale, Ill.	W, 5-3
3/26/80	Carbondale, Ill.	W, 4-1
3/25/81	Carbondale, Ill.	L, 7-8
3/31/82	Carbondale, Ill.	W, 9-2
3/23/83	Carbondale, Ill.	W, 15-2
3/20/85	Carbondale, Ill.	W, 17-1
3/21/86	Carbondale, Ill.	W, 17-3
3/27/87	Carbondale, Ill.	W, 7-2

HARRIS STOWE STATE

Overall: 1-0 // Home: 1-0 // Road: 0-0 // Neutral: 0-0

Date	Location	Result
4/??/51	Carbondale, Ill.	W, 11-3

HARVARD

Overall: 1-0 // Home: 0-0 // Road: 0-0 // Neutral: 1-0 // NCAA Tournament: 1-0

Date	Location	Result
6/11/68	Neutral #	W, 2-1 ⁽¹⁾

HOUSTON

Overall: 2-1 // Home: 0-0 // Road: 2-1 // Neutral: 0-0

Date	Location	Result
3/19/64	Houston, Texas	W, 5-4
3/20/64	Houston, Texas	W, 7-2
3/21/64	Houston, Texas	L, 8-9

ILLINOIS

Overall: 42-43 // Home: 26-20 // Road: 15-17 // Neutral: 2-6

Date	Location	Result
5/4/54	Carbondale, Ill.	L, 4-7
4/14/55	Carbondale, Ill.	W, 8-7
4/18/56	Champaign, Ill.	L, 2-15
4/15/58	Carbondale, Ill.	W, 9-5
4/4/59	Champaign, Ill.	L, 5-9

4/4/59	Champaign, Ill.	W, 6-0
5/24/66	Champaign, Ill.	L, 3-4
4/15/67	Carbondale, Ill.	W, 7-6
4/20/69	Carbondale, Ill.	W, 5-1
4/16/71	Carbondale, Ill.	W, 14-1
4/17/71	Carbondale, Ill.	W, 7-6
4/17/71	Carbondale, Ill.	W, 6-2
4/11/72	Champaign, Ill.	W, 6-3
3/28/79	Carbondale, Ill.	W, 3-2
3/28/79	Carbondale, Ill.	W, 8-0
4/29/80	Carbondale, Ill.	W, 11-2
4/29/80	Carbondale, Ill.	W, 10-1
5/7/80	Champaign, Ill.	L, 2-3
5/7/80	Champaign, Ill.	W, 19-3
5/5/82	Champaign, Ill.	W, 10-5
5/5/82	Champaign, Ill.	W, 5-0
3/24/83	Carbondale, Ill.	L, 6-7
3/24/83	Carbondale, Ill.	W, 10-3
5/2/84	Carbondale, Ill.	L, 3-5
5/2/84	Carbondale, Ill.	W, 5-4
4/3/85	Carbondale, Ill.	L, 3-4
4/3/85	Carbondale, Ill.	W, 9-7
3/13/92	(N)Miami, Fla.	L, 0-5
3/14/92	(N)Miami, Fla.	L, 4-8
3/29/94	Carbondale, Ill.	L, 11-16
5/4/94	Champaign, Ill.	W, 10-5
3/28/95	Carbondale, Ill.	W, 12-8
5/2/95	Champaign, Ill.	W, 11-0
3/26/96	Carbondale, Ill.	W, 10-8
4/30/96	Champaign, Ill.	L, 7-8
4/16/97	Champaign, Ill.	W, 15-13
3/25/98	Carbondale, Ill.	L, 5-7
3/10/99	Carbondale, Ill.	W, 11-0
3/24/99	Champaign, Ill.	W, 13-12
3/28/00	Carbondale, Ill.	L, 5-15
5/3/00	Champaign, Ill.	L, 0-7
3/28/01	Carbondale, Ill.	L, 6-10
5/2/01	Champaign, Ill.	L, 3-7
5/3/05	Carbondale, Ill.	L, 7-9
5/1/07	Carbondale, Ill.	L, 5-13
4/1/08	(N)Marion, Ill.	L, 2-5
4/29/08	Champaign, Ill.	W, 3-2
4/15/09	Neutral	W, 9-6
4/28/09	Champaign, Ill.	L, 1-5
4/14/10	Neutral	L, 4-5
5/4/10	Champaign, Ill.	W, 3-2
3/20/11	Carbondale, Ill.	L, 2-8
4/13/11	Champaign, Ill.	W, 3-0
5/3/11	(N)Marion, Ill.	W, 9-0
3/16/12	Carbondale, Ill.	L, 2-8
3/18/12	(N)Marion, Ill.	L, 5-13
5/1/12	Champaign, Ill.	W, 7-3
3/15/13	Carbondale, Ill.	L, 1-4
3/16/13	Carbondale, Ill.	L, 5-7
3/18/13	(N)Marion, Ill.	L, 1-2
4/30/13	Champaign, Ill.	L, 7-11
3/14/14	Carbondale, Ill.	L, 1-5
3/15/14	Carbondale, Ill.	W, 6-5
3/15/14	Carbondale, Ill.	W, 3-2
4/30/14	Champaign, Ill.	L, 1-10
3/13/15	Champaign, Ill.	W, 2-0
3/14/15	Champaign, Ill.	L, 2-6
3/15/15	Champaign, Ill.	L, 1-4
4/28/15	Carbondale, Ill.	L, 5-7
3/19/16	Carbondale, Ill.	W, 3-2
3/20/16	Carbondale, Ill.	W, 1-0
5/4/16	Champaign, Ill.	L, 3-6
3/18/17	Champaign, Ill.	W, 8-5
3/19/17	Champaign, Ill.	W, 3-1
5/2/17	Carbondale, Ill.	L, 5-6
3/17/18	Carbondale, Ill.	L, 6-16
3/17/18	Carbondale, Ill.	W, 5-4
3/18/18	Carbondale, Ill.	L, 2-6

5/1/18	Champaign, Ill.	L, 1-9
5/16/19	Champaign, Ill.	L, 4-5
5/16/19	Champaign, Ill.	L, 4-5
5/17/19	Champaign, Ill.	L, 5-14
4/30/19	Carbondale, Ill.	W, 12-3
4/18/22	Carbondale, Ill.	L, 10-11
4/19/22	Carbondale, Ill.	W, 11-4
4/20/22	Carbondale, Ill.	W, 7-5

ILLINOIS COLLEGE

Overall: 1-0 // Home: 1-0 // Road: 0-0 // Neutral: 0-0

Date	Location	Result
4/8/65	Carbondale, Ill.	W, 18-1

ILLINOIS STATE

Overall: 95-98 // Home: 52-49 // Road: 30-46 // Neutral: 3-3 // MVC: 63-72 // MVC Tournament: 3-5 // NCAA Tournament: 0-1

Date	Location	Result
4/10/48	Carbondale, Ill.	W, 4-3
5/7/48	Carbondale, Ill.	W, 4-2
5/13/49	Carbondale, Ill.	L, 1-2
5/13/49	Carbondale, Ill.	L, 0-19
4/28/50	Carbondale, Ill.	W, 6-5
5/25/51	Normal, Ill.	L, 1-14
5/25/51	Normal, Ill.	W, 9-1
5/9/52	Normal, Ill.	W, 7-0
5/9/52	Normal, Ill.	L, 3-4
5/1/53	Carbondale, Ill.	W, 14-5
5/1/53	Carbondale, Ill.	W, 13-3
4/30/54	Normal, Ill.	L, 4-6
4/30/54	Normal, Ill.	L, 3-7
4/23/55	Carbondale, Ill.	L, 2-4
4/23/55	Carbondale, Ill.	W, 8-7
4/14/56	Carbondale, Ill.	L, 2-5
4/14/56	Carbondale, Ill.	L, 4-6
5/25/57	Carbondale, Ill.	W, 2-1 ⁽⁷⁾
5/25/57	Carbondale, Ill.	W, 3-2 ⁽⁷⁾
5/16/58	Normal, Ill.	L, 12-13
5/17/58	Normal, Ill.	W, 14-0
5/17/58	Normal, Ill.	L, 2-6
?/?/59	Carbondale, Ill.	L, 4-7
5/8/59	Carbondale, Ill.	W, 10-5
5/9/59	Carbondale, Ill.	W, 4-2
5/9/59	Carbondale, Ill.	W, 4-3
5/7/60	Carbondale, Ill.	L, 10-11
5/7/60	Carbondale, Ill.	W, 7-4
4/28/61	Carbondale, Ill.	W, 9-8
4/29/61	Carbondale, Ill.	W, 7-3
4/29/61	Carbondale, Ill.	L, 4-6
4/20/62	Normal, Ill.	L, 0-10
4/21/62	Normal, Ill.	W, 4-3
4/21/62	Normal, Ill.	W, 6-0
3/29/64	Carbondale, Ill.	W, 6-3
5/7/71	Carbondale, Ill.	W, 13-6
5/8/71	Carbondale, Ill.	W, 7-1
5/8/71	Carbondale, Ill.	W, 12-2
5/5/72	Normal, Ill.	L, 0-1
5/6/72	Normal, Ill.	L, 4-5
5/6/72	Normal, Ill.	W, 4-3 ⁽¹²⁾
5/4/73	Carbondale, Ill.	W, 19-6
5/5/73	Carbondale, Ill.	W, 4-0
5/5/73	Carbondale, Ill.	W, 7-1
5/3/74	Normal, Ill.	L, 8-11
5/4/74	Normal, Ill.	L, 5-6
5/4/74	Normal, Ill.	W, 3-1
5/29/76	Neutral #	L, 2-5
4/24/82	Normal, Ill.	W, 9-4
4/24/82	Normal, Ill.	W, 5-1

4/25/82	Normal, Ill.	L, 0-1
4/25/82	Normal, Ill.	L, 0-5
4/23/83	Carbondale, Ill.	L, 2-7
4/23/83	Carbondale, Ill.	W, 12-0
4/24/83	Carbondale, Ill.	W, 8-2
4/24/83	Carbondale, Ill.	L, 5-12
4/14/84	Normal, Ill.	L, 4-5
4/14/84	Normal, Ill.	L, 1-2
5/13/84	Carbondale, Ill. &	L, 6-17
4/13/85	Carbondale, Ill.	W, 4-2
4/13/85	Carbondale, Ill.	L, 2-3
4/15/85	Carbondale, Ill.	L, 8-11
4/15/85	Carbondale, Ill.	W, 8-3
4/26/86	Normal, Ill.	W, 5-1
4/26/86	Normal, Ill.	L, 0-1
4/27/86	Normal, Ill.	W, 3-2
4/27/86	Normal, Ill.	W, 13-3
5/17/86	Carbondale, Ill. &	L, 9-13
4/25/87	Carbondale, Ill.	W, 2-1
4/25/87	Carbondale, Ill.	W, 17-1
4/26/87	Carbondale, Ill.	L, 1-4
4/26/87	Carbondale, Ill.	L, 2-6
4/9/88	Carbondale, Ill.	L, 2-5
4/9/88	Carbondale, Ill.	W, 1-0
4/10/88	Carbondale, Ill.	W, 9-5
4/10/88	Carbondale, Ill.	L, 8-10
4/8/89	Normal, Ill.	W, 5-4
4/8/89	Normal, Ill.	W, 8-1
4/9/89	Normal, Ill.	L, 2-3
4/9/89	Normal, Ill.	L, 1-2
4/28/90	Normal, Ill.	W, 10-4
4/28/90	Normal, Ill.	W, 4-3
4/29/90	Normal, Ill.	W, 8-2
4/29/90	Normal, Ill.	W, 5-2
5/18/90	Wichita, Kan. &	W, 6-1
4/27/91	Carbondale, Ill.	W, 6-5
4/27/91	Carbondale, Ill.	L, 1-2
4/28/91	Carbondale, Ill.	W, 13-5
4/28/91	Carbondale, Ill.	W, 6-4
5/16/91	Wichita, Kan. &	W, 5-2
4/24/92	Normal, Ill.	L, 4-7
4/25/92	Normal, Ill.	W, 8-2
4/26/92	Normal, Ill.	W, 6-3
4/17/93	Carbondale, Ill.	L, 3-12
4/17/93	Carbondale, Ill.	L, 4-12
4/18/93	Carbondale, Ill.	W, 7-6
5/1/94	Normal, Ill.	W, 10-3
5/1/94	Normal, Ill.	L, 3-4
5/20/94	Wichita, Kan. &	L, 8-9
3/31/95	Carbondale, Ill.	L, 3-9
4/1/95	Carbondale, Ill.	L, 2-3
4/1/95	Carbondale, Ill.	L, 0-7
4/2/95	Carbondale, Ill.	L, 8-13
5/11/96	Normal, Ill.	W, 8-6
5/11/96	Normal, Ill.	W, 12-2
5/12/96	Normal, Ill.	W, 15-2
5/12/96	Normal, Ill.	L, 9-10
5/9/97	Carbondale, Ill.	W, 8-1
5/10/97	Carbondale, Ill.	L, 2-17
5/10/97	Carbondale, Ill.	L, 5-7
5/11/97	Carbondale, Ill.	L, 3-8
5/1/98	Normal, Ill.	L, 10-18
5/2/98	Normal, Ill.	L, 4-5
5/2/98	Normal, Ill.	W, 9-7
5/3/98	Normal, Ill.	L, 7-10
5/14/99	Carbondale, Ill.	L, 3-4
5/15/99	Carbondale, Ill.	L, 2-7
5/15/99	Carbondale, Ill.	L, 7-13
5/16/99	Carbondale, Ill.	L, 3-7
3/25/00	Normal, Ill.	W, 7-6
3/25/00	Normal, Ill.	L, 3-14
3/25/00	Normal, Ill.	L, 5-10
3/26/00	Normal, Ill.	W, 10-5

4/13/01	Carbondale, Ill.	L, 4-5
4/14/01	Carbondale, Ill.	L, 4-5
4/14/01	Carbondale, Ill.	L, 5-6
4/15/01	Carbondale, Ill.	W, 5-4
4/5/02	Normal, Ill.	L, 3-5
4/6/02	Normal, Ill.	W, 3-0
4/6/02	Normal, Ill.	W, 10-8
4/7/02	Normal, Ill.	L, 5-8
4/4/03	Carbondale, Ill.	W, 10-0
4/4/03	Carbondale, Ill.	W, 5-1
4/5/03	Carbondale, Ill.	L, 6-10
4/30/04	Normal, Ill.	L, 3-6
5/1/04	Normal, Ill.	W, 10-1
5/2/04	Normal, Ill.	W, 1-0
5/2/04	Normal, Ill.	L, 4-5
5/20/05	Carbondale, Ill.	L, 2-16
5/20/05	Carbondale, Ill.	W, 8-6
5/21/05	Carbondale, Ill.	W, 5-4
5/18/06	Normal, Ill.	L, 1-7
5/19/06	Normal, Ill.	W, 10-5
5/20/06	Normal, Ill.	L, 5-6
3/23/07	Carbondale, Ill.	W, 6-3
3/24/07	Carbondale, Ill.	W, 5-3
3/25/07	Carbondale, Ill.	W, 9-4
5/9/08	Normal, Ill.	W, 4-3
5/10/08	Normal, Ill.	W, 10-5
5/10/08	Normal, Ill.	L, 1-2
4/24/09	Carbondale, Ill.	W, 9-5
4/25/09	Carbondale, Ill.	W, 7-6
4/26/09	Carbondale, Ill.	W, 8-0
4/16/10	Normal, Ill.	L, 5-6
4/17/10	Normal, Ill.	L, 3-6
4/18/10	Normal, Ill.	L, 7-9
5/13/11	Carbondale, Ill.	W, 4-2
5/14/11	Carbondale, Ill.	L, 9-11
5/15/11	Carbondale, Ill.	L, 2-8
5/4/12	Normal, Ill.	L, 2-3
5/5/12	Normal, Ill.	L, 3-5
5/6/12	Normal, Ill.	L, 1-8
5/16/13	Carbondale, Ill.	L, 3-4
5/17/13	Carbondale, Ill.	L, 0-2
5/18/13	Carbondale, Ill.	L, 8-9 ⁽⁰⁾
4/25/14	Normal, Ill.	L, 2-3
4/26/14	Normal, Ill.	L, 1-2
4/27/14	Normal, Ill.	L, 3-4
5/21/14	Terre Haute, Ind. &	L, 1-6
4/17/15	Carbondale, Ill.	W, 7-6
4/18/15	Carbondale, Ill.	L, 4-13
4/19/15	Carbondale, Ill.	W, 9-7
5/21/15	Wichita, Kan. &	W, 7-1
4/22/16	Normal, Ill.	W, 7-3
4/23/16	Normal, Ill.	W, 8-6
4/24/16	Normal, Ill.	L, 0-1
5/12/17	Carbondale, Ill.	W, 3-2
5/13/17	Carbondale, Ill.	W, 5-0
5/14/17	Carbondale, Ill.	W, 10-9
3/30/18	Normal, Ill.	W, 6-4
3/30/18	Normal, Ill.	W, 7-5
3/31/18	Normal, Ill.	L, 5-6
4/19/19	Carbondale, Ill.	L, 4-7
4/20/19	Carbondale, Ill.	L, 6-7
4/21/19	Carbondale, Ill.	L, 4-8
5/22/19	Normal, Ill. &	L, 1-4
4/2/21	Carbondale, Ill.	L, 3-11
4/3/21	Carbondale, Ill.	L, 3-6 ⁽⁷⁾
4/3/21	Carbondale, Ill.	W, 8-4
4/4/21	Carbondale, Ill.	L, 11-14
5/19/22	Normal, Ill.	W, 9-8
5/20/22	Normal, Ill.	L, 1-4
5/20/22	Normal, Ill.	W, 7-1

ILLINOIS COLLEGE

Overall: 4-0 // Home: 4-0 // Road: 0-0 // Neutral: 0-0

Date	Location	Result
5/20/66	Carbondale, Ill.	W, 8-3
5/24/68	Carbondale, Ill.	W, 14-0
4/3/79	Carbondale, Ill.	W, 14-1
4/3/79	Carbondale, Ill.	W, 11-0

ILLINOIS WESLEYAN

Overall: 1-0 // Home: 1-0 // Road: 0-0 // Neutral: 0-0

Date	Location	Result
3/30/56	Carbondale, Ill.	W, 11-3

INCARNATE WORD

Overall: 1-0 // Home: 0-0 // Road: 1-0 // Neutral: 0-0

Date	Location	Result
3/12/98	San Antonio, Texas	W, 7-4

INDIANA

Overall: 2-5-1 // Home: 0-2-1 // Road: 1-2 // Neutral: 1-1

Date	Location	Result
4/3/61	Carbondale, Ill.	L, 0-6
4/4/61	Carbondale, Ill.	T, 3-3
4/5/61	Carbondale, Ill.	L, 3-8
4/23/62	Bloomington, Ind.	L, 2-4
4/24/62	Bloomington, Ind.	L, 3-4
4/24/62	Bloomington, Ind.	W, 12-2
3/13/96	(N)San Antonio, Texas	W, 8-0
3/16/96	(N)San Antonio, Texas	L, 0-4

INDIANA STATE

Overall: 105-92 // Home: 62-33 // Road: 38-45 // Neutral: 5-14 // MVC: 77-71 // MVC Tournament: 4-13 // NCAA Tournament: 1-3

Date	Location	Result
6/7/60	(N)Sioux City, Iowa #	L, 1-2
4/17/67	Carbondale, Ill.	W, 3-1
4/17/67	Carbondale, Ill.	W, 14-8
4/23/68	Terre Haute, Ind.	W, 18-5
4/23/68	Terre Haute, Ind.	W, 14-8
5/2/69	Carbondale, Ill.	W, 11-1
5/3/69	Carbondale, Ill.	W, 10-1
5/3/69	Carbondale, Ill.	W, 9-3
5/16/70	Terre Haute, Ind.	W, 3-2
5/16/70	Terre Haute, Ind.	W, 8-4
5/16/70	Terre Haute, Ind.	W, 6-2
4/23/71	Carbondale, Ill.	W, 9-3
4/24/71	Carbondale, Ill.	W, 5-1
4/24/71	Carbondale, Ill.	L, 7-9
4/23/72	Carbondale, Ill.	W, 2-0
4/23/72	Carbondale, Ill.	W, 21-2
4/19/74	Carbondale, Ill.	W, 20-1
4/19/74	Carbondale, Ill.	W, 4-1
4/20/74	Carbondale, Ill.	W, 1-0
4/20/74	Carbondale, Ill.	W, 10-3
4/18/75	Carbondale, Ill.	W, 20-4
4/19/75	Carbondale, Ill.	L, 6-8
4/19/75	Carbondale, Ill.	W, 13-4
4/16/76	Carbondale, Ill.	W, 23-5
4/17/76	Carbondale, Ill.	W, 7-4
4/17/76	Carbondale, Ill.	W, 11-2
4/15/77	Terre Haute, Ind.	W, 9-2

4/16/77	Terre Haute, Ind.	W, 7-3
4/16/77	Terre Haute, Ind.	W, 2-1
5/20/77	Neutral #	W, 4-1
4/14/78	Carbondale, Ill.	W, 6-1
4/15/78	Carbondale, Ill.	W, 6-0
4/15/78	Carbondale, Ill.	W, 7-2
4/14/79	Terre Haute, Ind.	W, 5-1
4/14/79	Terre Haute, Ind.	W, 6-4
5/19/79	Neutral #	L, 8-10
5/20/79	Neutral #	L, 3-4
3/15/80	(N) Miami, Fla.	W, 9-3
5/19/80	(N) Wichita, Kan. &	W, 14-12
5/2/81	Carbondale, Ill.	W, 4-3
5/2/81	Carbondale, Ill.	W, 7-2
5/3/81	Carbondale, Ill.	W, 7-6
5/3/81	Carbondale, Ill.	W, 3-2
4/10/82	Carbondale, Ill.	L, 2-7
4/10/82	Carbondale, Ill.	L, 2-4
4/11/82	Carbondale, Ill.	W, 8-5
4/11/82	Carbondale, Ill.	L, 0-4
5/1/82	Terre Haute, Ind.	L, 5-6
5/1/82	Terre Huate, Ind.	W, 4-2
5/2/82	Terre Haute, Ind.	W, 6-3
5/2/82	Terre Haute, Ind.	L, 0-3
5/16/82	Terre Haute, Ind. &	W, 4-3
5/15/83	Wichita, Kan. &	L, 2-5
5/5/84	Carbondale, Ill.	W, 5-2
5/5/84	Carbondale, Ill.	L, 5-6
5/6/84	Carbondale, Ill.	W, 5-4
5/4/85	Terre Haute, Ind.	L, 3-7
5/4/85	Terre Haute, Ind.	L, 0-8
5/5/85	Terre Haute, Ind.	L, 3-9
5/5/85	Terre Haute, Ind.	L, 5-7
5/3/86	Carbondale, Ill.	W, 3-2
5/3/86	Carbondale, Ill.	W, 2-1
5/4/86	Carbondale, Ill.	W, 5-3
5/4/86	Carbondale, Ill.	W, 3-2
5/19/86	Carbondale, Ill. &	L, 6-13
5/2/87	Terre Haute, Ind.	L, 4-7
5/2/87	Terre Haute, Ind.	L, 5-10
5/3/87	Terre Haute, Ind.	W, 6-2
5/3/87	Terre Haute, Ind.	L, 4-5
5/14/87	(N)Wichita, Kan. &	L, 1-6
5/7/88	Carbondale, Ill.	W, 5-4
5/7/88	Carbondale, Ill.	W, 6-5
5/8/88	Carbondale, Ill.	W, 8-3
5/8/88	Carbondale, Ill.	W, 2-1
5/21/88	(N)Wichita, Kan. &	L, 5-13
4/6/89	Terre Haute, Ind.	L, 5-6
4/6/89	Terre Haute, Ind.	L, 1-9
5/7/89	Terre Haute, Ind.	W, 11-6
5/7/89	Terre Haute, Ind.	L, 3-10
5/5/90	Carbondale, Ill.	W, 6-1
5/5/90	Carbondale, Ill.	L, 12-13
5/6/90	Carbondale, Ill.	W, 12-6
5/6/90	Carbondale, Ill.	L, 2-5
5/11/91	Terre Haute, Ind.	W, 3-1
5/11/91	Terre Haute, Ind.	L, 2-7
5/12/91	Terre Haute, Ind.	L, 3-5
5/12/91	Terre Haute, Ind.	L, 3-9
5/15/91	(N)Wichita, Kan. &	L, 4-5
5/17/91	(N)Wichita, Kan. &	L, 2-7
5/9/92	Carbondale, Ill.	L, 1-5
5/9/92	Carbondale, Ill.	L, 4-5
5/10/92	Carbondale, Ill.	L, 5-9
5/8/93	Terre Haute, Ind.	L, 0-8
5/8/93	Terre Haute, Ind.	L, 6-7
5/9/93	Terre Haute, Ind.	L, 3-9
5/7/94	Carbondale, Ill.	W, 7-4
5/7/94	Carbondale, Ill.	W, 9-6
5/7/94	Carbondale, Ill.	W, 11-5
4/21/95	Terre Haute, Ind.	L, 1-7
4/22/95	Terre Haute, Ind.	W, 7-6
4/22/95	Terre Haute, Ind.	L, 2-7
4/26/96	Carbondale, Ill.	W, 7-6
4/27/96	Carbondale, Ill.	W, 6-2
4/27/96	Carbondale, Ill.	W, 8-7
5/3/97	Terre Haute, Ind.	L, 6-7
5/3/97	Terre Haute, Ind.	W, 4-1
5/4/97	Terre Haute, Ind.	W, 9-2
5/4/97	Terre Haute, Ind.	L, 1-3
4/8/98	Terre Haute, Ind.	L, 1-13
4/8/98	Terre Haute, Ind.	L, 4-6
4/22/98	Carbondale, Ill.	L, 5-9
4/22/98	Carbondale, Ill.	L, 10-15
3/19/99	Terre Haute, Ind.	W, 7-3
3/20/99	Terre Haute, Ind.	L, 1-2
3/20/99	Terre Haute, Ind.	W, 11-4
3/21/99	Terre Haute, Ind.	W, 5-3
3/8/00	(N)Fresno, Calif.	L, 5-7
4/21/00	Carbondale, Ill.	L, 3-17
4/22/00	Carbondale, Ill.	L, 3-6
4/22/00	Carbondale, Ill.	L, 5-13
4/23/00	Carbondale, Ill.	W, 15-7
3/30/01	Terre Haute, Ind.	W, 3-2
3/31/01	Terre Haute, Ind.	L, 5-6
3/31/01	Terre Haute, Ind.	L, 6-13
4/1/01	Terre Haute, Ind.	W, 8-7
5/10/02	Carbondale, Ill.	L, 6-7
5/11/02	Carbondale, Ill.	W, 5-1
5/11/02	Carbondale, Ill.	W, 4-2
5/12/02	Carbondale, Ill.	W, 3-1
3/28/03	Terre Haute, Ind.	W, 8-1
3/28/03	Terre Haute, Ind.	W, 3-2
3/29/03	Terre Haute, Ind.	L, 0-3
3/30/03	Terre Haute, Ind.	L, 1-6
5/7/04	Carbondale, Ill.	W, 5-2
5/8/04	Carbondale, Ill.	L, 1-2
5/8/04	Carbondale, Ill.	L, 0-10
5/9/04	Carbondale, Ill.	W, 11-8
4/30/05	Terre Haute, Ind.	W, 12-2
4/30/05	Terre Haute, Ind.	L, 8-11
5/1/05	Terre Haute, Ind.	W, 14-3
5/27/05	(N)Wichita, Kan. &	L, 4-5
5/5/06	Carbondale, Ill.	W, 9-1
5/6/06	Carbondale, Ill.	W, 4-2
5/7/06	Carbondale, Ill.	W, 8-7
5/17/07	Terre Haute, Ind.	L, 5-6
5/18/07	Terre Haute, Ind.	W, 12-3
5/19/07	Terre Haute, Ind.	W, 9-8
3/21/08	Carbondale, Ill.	W, 7-2
3/22/08	Carbondale, Ill.	W, 11-3
3/23/08	Carbondale, Ill.	L, 6-15
4/17/09	Terre Haute, Ind.	L, 4-5
4/18/09	Terre Haute, Ind.	L, 5-10
4/18/09	Terre Haute, Ind.	L, 3-5
5/22/09	(N)Wichita, Kan. &	W, 10-6
4/23/10	Carbondale, Ill.	L, 4-14
4/25/10	Carbondale, Ill.	W, 13-12
5/19/11	Terre Haute, Ind.	L, 1-4
5/20/11	Terre Haute, Ind.	W, 5-2
5/21/11	Terre Haute, Ind.	W, 9-7
5/11/12	Carbondale, Ill.	L, 3-6
5/12/12	Carbondale, Ill.	L, 5-7
5/13/12	Carbondale, Ill.	L, 4-10
3/22/13	Terre Haute, Ind.	L, 1-8
3/23/13	Terre Haute, Ind.	L, 0-1
3/23/13	Terre Haute, Ind.	L, 4-8
5/22/13	(N)Normal, Ill. &	L, 0-5
4/11/14	Carbondale, Ill.	W, 2-1
4/12/14	Carbondale, Ill.	L, 4-5
4/13/14	Carbondale, Ill.	L, 4-5
4/10/15	Terre Haute, Ind.	W, 5-3
4/11/15	Terre Haute, Ind.	W, 7-4
4/12/15	Terre Haute, Ind.	L, 2-6
4/8/16	Carbondale, Ill.	W, 7-6

4/9/16	Carbondale, Ill.	L, 0-3
4/10/16	Carbondale, Ill.	L, 1-5
4/14/17	Terre Haute, Ind.	W, 2-1
4/15/17	Terre Haute, Ind.	L, 2-15 ⁽⁷⁾
4/15/17	Terre Haute, Ind.	L, 1-4
5/4/18	Carbondale, Ill.	W, 3-2
5/5/18	Carbondale, Ill.	L, 2-8
5/6/18	Carbondale, Ill.	L, 3-11
5/23/18	(N)Dallas, Texas&	L, 7-9
5/15/18	(N)Dallas, Texas&	L, 12-14 ⁽¹⁰⁾
4/26/19	Terre Haute, Ind.	L, 3-6
4/27/19	Terre Haute, Ind.	L, 2-7
4/28/19	Terre Haute, Ind.	L, 4-7
5/24/19	(N)Normal, Ill.&	L, 1-4
5/14/21	Terre Haute, Ind.	L, 4-5
5/15/21	Terre Haute, Ind.	W, 11-4 ⁽⁷⁾
5/15/21	Terre Haute, Ind.	W, 8-7 ⁽¹¹⁾
5/16/21	Terre Haute, Ind.	W, 5-0
5/28/21	Carbondale, Ill. &	L, 8-11
5/29/21	Carbondale, Ill. &	L, 7-9
5/13/22	Carbondale, Ill.	W, 5-3
5/14/22	Carbondale, Ill.	W, 14-3 ⁽⁷⁾
5/15/22	Carbondale, Ill.	W, 7-3
5/27/22	(N)Springfield, Mo. &	W, 8-2

IONA

Overall: 4-0 // Home: 0-0 // Road: 0-0 // Neutral: 4-0

Date	Location	Result
3/19/93	(N)Miami, Fla.	W, 6-0
3/14/94	(N)Miami, Fla.	W, 7-2
3/11/94	(N)Miami, Fla.	W, 7-2
3/13/95	(N)Miami, Fla.	W, 12-10

IOWA

Overall: 6-5 // Home: 5-3 // Road: 0-0 // Neutral: 1-2

Date	Location	Result
3/7/92	Carbondale, Ill.	L, 5-8
3/6/94	Carbondale, Ill.	W, 4-3
3/8/03	Carbondale, Ill.	L, 1-13
3/8/03	Carbondale, Ill.	W, 4-2
3/9/03	Carbondale, Ill.	W, 5-3
3/15/06	(N)San Antonio, Texas	L, 3-4
3/16/06	(N)San Antonio, Texas	L, 9-15
3/1/09	(N)DeLand, Fla.	W, 8-3
3/4/16	Carbondale, Ill.	W, 2-1
3/5/16	Carbondale, Ill.	L, 5-7
3/6/16	Carbondale, Ill.	W, 6-1

IPFW

Overall: 3-0 // Home: 3-0 // Road: 0-0 // Neutral: 0-0

Date	Location	Result
5/17/12	Carbondale, Ill.	W, 8-0
5/18/12	Carbondale, Ill.	W, 16-0
5/19/12	Carbondale, Ill.	W, 10-4

JACKSON STATE

Overall: 3-1 // Home: 0-0 // Road: 3-1 // Neutral: 0-0

Date	Location	Result
2/14/20	Jackson, Miss.	W, 2-0
2/15/20	Jackson, Miss.	L, 4-5 ⁽¹⁰⁾
2/15/20	Jackson, Miss.	W, 19-8
2/16/20	Jackson, Miss.	W, 7-2

JACKSONVILLE STATE

Overall: 11-13 // Home: 6-5 // Road: 5-8 // Neutral: 0-0

Date	Location	Result
4/11/09	Carbondale, Ill.	L, 5-8
4/11/09	Carbondale, Ill.	L, 3-6
2/26/10	Jacksonville, Ala.	W, 17-16
2/27/10	Jacksonville, Ala.	L, 4-11
2/28/10	Jacksonville, Ala.	W, 18-15
3/11/11	Jacksonville, Ala.	L, 1-3
3/12/11	Jacksonville, Ala.	L, 1-4
3/13/11	Jacksonville, Ala.	L, 1-6
3/9/12	Carbondale, Ill.	W, 3-2
3/10/12	Carbondale, Ill.	W, 13-5
3/10/12	Carbondale, Ill.	W, 10-5
2/22/13	Jacksonville, Ala.	W, 12-6
2/23/13	Jacksonville, Ala.	W, 12-4
2/24/13	Jacksonville, Ala.	L, 4-5
4/1/16	Carbondale, Ill.	L, 5-9
4/2/16	Carbondale, Ill.	W, 13-3
4/3/16	Carbondale, Ill.	W, 3-2
3/24/17	Carbondale, Ill.	L, 6-8
3/25/17	Carbondale, Ill.	W, 5-4
3/26/17	Carbondale, Ill.	L, 0-7
2/16/18	*Oxford, Ala.	L, 4-7
2/17/18	*Oxford, Ala.	L, 9-10
2/18/18	*Oxford, Ala.	L, 0-6
<i>*In 2018, Jacksonville State played its home games at Choccolocco Park in Oxford, Ala., while its park in Jacksonville, Ala., was undergoing renovations. The games were not considered neutral site.</i>		
2/19/21	Jacksonville, Ala.	W, 8-7

JAMES MADISON

Overall: 3-2 // Home: 0-0 // Road: 0-0 // Neutral: 3-2

Date	Location	Result
3/17/85	Neutral	W, 10-2
3/12/86	Neutral	W, 5-3
3/13/86	Neutral	L, 6-7
3/11/89	Neutral	L, 4-11
2/20/09	(N)Myrtle Beach, S.C.	W, 19-4

KENTUCKY

Overall: 5-10 // Home: 1-3 // Road: 4-7 // Neutral: 0-0

Date	Location	Result
4/29/77	Lexington, Ky.	W, 5-4
4/30/77	Lexington, Ky.	L, 4-5
4/30/77	Lexington, Ky.	W, 18-0
4/25/80	Carbondale, Ill.	L, 4-8
4/26/80	Carbondale, Ill.	W, 6-3
4/26/80	Carbondale, Ill.	L, 2-3
4/25/81	Lexington, Ky.	L, 3-14
4/25/81	Lexington, Ky.	W, 4-3
4/26/81	Lexington, Ky.	L, 4-3
4/15/83	Lexington, Ky.	L, 2-7
4/16/83	Lexington, Ky.	L, 3-6
4/17/83	Lexington, Ky.	L, 5-14
4/14/92	Lexington, Ky.	L, 11-24
4/6/93	Carbondale, Ill.	L, 5-7
4/5/94	Lexington, Ky.	W, 15-14

KENNESAW STATE

Overall: 1-2 // Home: 0-0 // Road: 1-2 // Neutral: 0-0

Date	Location	Result
4/1/11	Kennesaw, Ga.	W, 9-6
4/2/11	Kennesaw, Ga.	L, 5-6
4/3/11	Kennesaw, Ga.	L, 6-10

KENTUCKY WESLEYAN

Overall: 11-2 // Home: 9-2 // Road: 2-0 // Neutral: 0-0

Date	Location	Result
4/11/64	Carbondale, Ill.	W, 9-2
4/11/64	Carbondale, Ill.	W, 13-0
4/10/65	Owensboro, Ky.	W, 7-0
4/10/65	Owensboro, Ky.	W, 2-1
5/14/66	Carbondale, Ill.	L, 5-10
5/14/66	Carbondale, Ill.	W, 7-0
4/5/74	Carbondale, Ill.	W, 11-3
4/5/74	Carbondale, Ill.	W, 5-4
4/20/81	Carbondale, Ill.	W, 11-2
4/20/81	Carbondale, Ill.	W, 11-2
4/14/82	Carbondale, Ill.	W, 5-3
4/14/82	Carbondale, Ill.	W, 7-1
4/30/97	Carbondale, Ill.	L, 4-8

LAFAYETTE

Overall: 0-0-1 // Home: 0-0 // Road: 0-0 // Neutral: 0-0-1

Date	Location	Result
3/15/76	(N) Coral Gables, Fla. T.	9-9 ⁽¹⁰⁾

LASALLE

Overall: 1-0 // Home: 0-0 // Road: 0-0 // Neutral: 1-0

Date	Location	Result
3/15/87	Neutral	W, 13-0

LE MOYNE

Overall: 0-1 // Home: 0-1 // Road: 0-0 // Neutral: 0-0

Date	Location	Result
3/9/11	Carbondale, Ill.	L, 9-10

LEWIS

Overall: 9-0 // Home: 0-0 // Road: 0-0 // Neutral: 9-0

Date	Location	Result
3/11/79	Neutral	W, 8-7
3/16/80	(N) Miami, Fla.	W, 2-0
3/13/81	Neutral	W, 3-2
3/9/84	Neutral	W, 9-5
3/15/84	Neutral	W, 12-2
3/9/85	Neutral	W, 5-1
3/9/85	Neutral	W, 12-3
3/11/85	Neutral	W, 10-7
3/10/90	Neutral	W, 13-2

LIBERTY

Overall: 2-0 // Home: 0-0 // Road: 0-0 // Neutral: 2-0

Date	Location	Result
3/10/79	Neutral	W, 9-2
3/16/99	Homesstead, Fla.	W, 13-2

LINCOLN (MO)

Overall: 2-0 // Home: 2-0 // Road: 0-0 // Neutral: 0-0

Date	Location	Result
4/2/74	Carbondale, Ill.	W, 7-1
4/2/74	Carbondale, Ill.	W, 11-0

LIPSCOMB

Overall: 9-4 // Home: 7-1 // Road: 2-3 // Neutral: 0-0

Date	Location	Result
3/27/67	Nashville, Tenn.	W, 12-2
4/18/79	Nashville, Tenn.	W, 10-0
4/18/79	Nashville, Tenn.	L, 2-9
5/9/80	Carbondale, Ill.	W, 10-2
5/9/80	Carbondale, Ill.	W, 6-1
3/24/81	Carbondale, Ill.	W, 5-2
3/24/81	Carbondale, Ill.	L, 3-5
4/12/82	Carbondale, Ill.	W, 10-7
4/12/82	Carbondale, Ill.	W, 4-1
3/26/84	Nashville, Tenn.	L, 2-3
3/26/84	Nashville, Tenn.	L, 3-10
4/16/85	Carbondale, Ill.	W, 4-1
4/16/85	Carbondale, Ill.	W, 12-2

LITTLE ROCK

Overall: 4-3 // Home: 1-2 // Road: 2-1 // Neutral: 1-0

Date	Location	Result
3/13/02	(N) San Antonio, Texas	W, 2-0
3/26/21	Carbondale, Ill.	W, 10-7
3/27/21	Carbondale, Ill.	L, 5-11
3/28/21	Carbondale, Ill.	L, 5-11
3/4/22	Little Rock, Ark.	L, 0-10
3/5/22	Little Rock, Ark.	W, 9-6
3/6/22	Little Rock, Ark.	W, 5-2

LOUISIANA

Overall: 15-10 // Home: 0-0 // Road: 15-10 // Neutral: 0-0

Date	Location	Result
3/9/53	Lafayette, La.	W, 10-4
3/10/53	Lafayette, La.	W, 8-4
3/11/53	Lafayette, La.	W, 14-7
3/15/54	Lafayette, La.	L, 5-7
3/16/54	Lafayette, La.	L, 1-10
3/17/54	Lafayette, La.	W, 3-1
3/14/55	Lafayette, La.	W, 7-6
3/15/55	Lafayette, La.	L, 4-7
3/16/55	Lafayette, La.	L, 4-7
3/17/55	Lafayette, La.	W, 9-1
3/19/56	Lafayette, La.	L, 4-6
3/20/56	Lafayette, La.	W, 8-4
3/21/56	Lafayette, La.	L, 4-7
3/22/57	Lafayette, La.	L, 5-6
3/23/57	Lafayette, La.	L, 7-8
3/??/59	Lafayette, La.	L, 0-1
3/??/59	Lafayette, La.	W, 12-9
3/??/59	Lafayette, La.	W, 9-2
3/22/61	Lafayette, La.	W, 9-2
3/22/61	Lafayette, La.	W, 11-2
3/23/61	Lafayette, La.	W, 4-0
3/24/61	Lafayette, La.	L, 1-5
3/24/61	Lafayette, La.	W, 5-3
3/25/61	Lafayette, La.	W, 10-8
3/25/61	Lafayette, La.	W, 8-3

LOUISIANA-MONROE

Overall: 5-7 // Home: 0-3
Road: 5-4 // Neutral: 0-0

Date	Location	Result
2/15/02	Monroe, La.	W, 8-1
2/16/02	Monroe, La.	W, 8-2
2/17/02	Monroe, La.	L, 6-7
2/24/17	Monroe, La.	L, 3-4 ⁽¹⁾
2/25/17	Monroe, La.	W, 9-0
2/26/17	Monroe, La.	L, 2-6
3/2/18	Carbondale, Ill.	L, 4-5
3/3/18	Carbondale, Ill.	L, 7-13
3/4/18	Carbondale, Ill.	L, 4-7
2/18/22	Monroe, La.	L, 0-1
2/19/22	Monroe, La.	W, 11-3
2/20/22	Monroe, La.	W, 10-9

LSU

Overall: 5-3 // Home: 0-0 // Road:
5-3 // Neutral: 0-0

Date	Location	Result
3/15/52	Baton Rouge, La.	W, 7-3
3/21/58	Baton Rouge, La.	L, 4-5
3/22/58	Baton Rouge, La.	L, 10-13
3/25/59	Baton Rouge, La.	W, 11-6
3/14/69	Baton Rouge, La.	W, 3-0
3/14/69	Baton Rouge, La.	W, 8-1 ⁽⁶⁾
3/15/69	Baton Rouge, La.	W, 4-2
3/16/82	Baton Rouge, La.	L, 9-13

LOUISIANA TECH

Overall: 1-1 // Home: 0-0 // Road:
1-1 // Neutral: 0-0

Date	Location	Result
3/28/57	Ruston, La.	W, 9-1
2/18/11	Ruston, La.	L, 1-3

LOUISVILLE

Overall: 26-17 // Home: 19-7 //
Road: 4-10 // Neutral: 3-0 // NCAA
Tournament: 2-0

Date	Location	Result
4/13/73	Carbondale, Ill.	W, 12-1
4/14/73	Carbondale, Ill.	W, 9-1
4/14/73	Carbondale, Ill.	W, 5-2
4/12/74	Carbondale, Ill.	W, 9-0
4/13/74	Carbondale, Ill.	W, 4-1
4/13/74	Carbondale, Ill.	W, 4-1
4/11/75	Carbondale, Ill.	W, 13-7
4/12/75	Carbondale, Ill.	W, 9-1
4/12/75	Carbondale, Ill.	L, 1-4
5/17/75	Neutral #	W, 7-5
5/18/75	Neutral #	W, 21-1
4/10/76	Carbondale, Ill.	L, 1-2
4/10/76	Carbondale, Ill.	L, 5-6
4/11/76	Carbondale, Ill.	W, 6-2
4/9/77	Carbondale, Ill.	W, 3-2
4/9/77	Carbondale, Ill.	W, 7-5
4/10/77	Carbondale, Ill.	W, 5-3
4/8/78	Louisville, Ky.	L, 3-4
4/8/78	Louisville, Ky.	L, 8-9
4/9/78	Louisville, Ky.	W, 11-4
4/7/79	Carbondale, Ill.	W, 4-1
4/7/79	Carbondale, Ill.	W, 8-4
4/5/80	Carbondale, Ill.	L, 2-6
4/6/80	Carbondale, Ill.	L, 9-10
4/6/80	Carbondale, Ill.	L, 8-9
4/5/81	Carbondale, Ill.	W, 7-5

4/5/81	Carbondale, Ill.	W, 10-3
4/4/82	Louisville, Ky.	W, 11-5
4/4/82	Louisville, Ky.	L, 1-3
3/30/84	Louisville, Ky.	L, 2-4
3/31/84	Louisville, Ky.	L, 6-7
3/31/84	Louisville, Ky.	L, 3-11
4/20/87	Carbondale, Ill.	W, 6-1
5/14/88	Carbondale, Ill.	W, 4-2
5/14/88	Carbondale, Ill.	W, 5-0
3/3/90	Louisville, Ky.	L, 2-8
3/4/90	Louisville, Ky.	W, 6-5
3/24/92	Carbondale, Ill.	L, 2-4
3/24/93	Louisville, Ky.	W, 11-7
3/9/01	Louisville, Ky.	L, 0-5
3/10/01	Louisville, Ky.	L, 4-12
3/11/01	Louisville, Ky.	L, 3-6
2/18/07	(N)Hattiesburg, Miss.	W, 4-3 ⁽¹³⁾

LOYOLA - NEW ORLEANS

Overall: 1-13-1 // Home: 0-0 //
Road: 1-13-1 // Neutral: 0-0

Date	Location	Result
3/19/49	New Orleans, La.	L, 0-7
3/19/49	New Orleans, La.	L, 1-4
3/16/50	New Orleans, La.	L, 0-7
3/17/50	New Orleans, La.	L, 2-16
3/14/51	New Orleans, La.	W, 9-8
3/15/51	New Orleans, La.	L, 4-9
3/11/52	New Orleans, La.	L, 3-8
3/12/52	New Orleans, La.	L, 6-10
3/12/53	New Orleans, La.	L, 4-6
3/13/53	New Orleans, La.	L, 2-4
3/18/54	New Orleans, La.	L, 5-9
3/19/54	New Orleans, La.	T, 0-0
3/24/60	New Orleans, La.	L, 4-9
3/25/60	New Orleans, La.	L, 1-4

MACMURRAY COLLEGE

Overall: 9-0 // Home: 9-0 // Road:
0-0 // Neutral: 0-0

Date	Location	Result
4/15/68	Carbondale, Ill.	W, 5-0
4/5/70	Carbondale, Ill.	W, 3-1
4/4/71	Carbondale, Ill.	W, 10-0
4/4/71	Carbondale, Ill.	W, 8-1
4/16/72	Carbondale, Ill.	W, 4-0
4/16/72	Carbondale, Ill.	W, 16-0
4/14/74	Carbondale, Ill.	W, 11-0
4/14/74	Carbondale, Ill.	W, 12-2
3/5/02	Carbondale, Ill.	W, 6-1

MAINE

Overall: 9-6 // Home: 0-0 // Road:
0-0 // Neutral: 9-6

Date	Location	Result
3/21/77	Neutral	L, 6-1
3/16/81	Neutral	W, 7-4
3/19/81	Neutral	W, 7-5
3/14/83	Neutral	W, 8-5
3/14/83	Neutral	L, 1-8
3/11/85	Neutral	L, 6-7
3/13/85	Neutral	L, 4-12
3/11/86	Neutral	W, 4-2
3/19/87	Neutral	L, 5-12
3/21/87	Neutral	W, 6-1
3/15/88	Neutral	W, 8-1
3/17/88	Neutral	L, 5-6
3/11/91	Neutral	W, 8-3
3/14/91	Neutral	W, 8-5

3/15/93	(N) Miami, Fla.	W, 4-3
---------	-----------------	--------

MARIST COLLEGE

Overall: 1-0 // Home: 0-0 // Road:
0-0 // Neutral: 1-0

Date	Location	Result
3/15/99	(N) Homestead, Fla.	W, 20-3

MARSHALL

Overall: 4-0 // Home: 4-0 //
Road: 0-0 // Neutral: 0-0 // NCAA
Tournament: 1-0

Date	Location	Result
5/31/73	Carbondale, Ill. #	W, 5-2
3/19/21	Carbondale, Ill.	W, 10-4
3/20/21	Carbondale, Ill.	W, 7-2
3/21/21	Carbondale, Ill.	W, 2-0

MASSACHUSETTS

Overall: 4-1 // Home: 0-0 //
Road: 0-0 // Neutral: 4-1 // NCAA
Tournament: 0-1

Date	Location	Result
6/14/69	Neutral #	L, 0-2
3/25/77	Neutral	W, 7-5
3/18/78	Neutral	W, 8-0
3/20/78	Neutral	W, 10-2
3/23/78	Neutral	W, 9-5

MCKENDREE

Overall: 14-1 // Home: 14-1 // Road:
0-0 // Neutral: 0-0

Date	Location	Result
4/9/68	Carbondale, Ill.	W, 11-1
4/15/69	Carbondale, Ill.	W, 8-1
5/18/71	Carbondale, Ill.	W, 9-3
5/18/71	Carbondale, Ill.	W, 7-0
5/16/72	Carbondale, Ill.	W, 9-0
5/16/72	Carbondale, Ill.	W, 9-1
5/15/73	Carbondale, Ill.	W, 9-0
5/15/73	Carbondale, Ill.	W, 7-4
3/31/76	Carbondale, Ill.	W, 13-3
4/16//86	Carbondale, Ill.	W, 6-4
4/16/86	Carbondale, Ill.	W, 12-4
3/25/89	Carbondale, Ill.	W, 6-5
3/25/89	Carbondale, Ill.	L, 1-3
3/23/97	Carbondale, Ill.	W, 8-4
3/23/97	Carbondale, Ill.	W, 10-6

MCNEESE STATE

Overall: 2-2 // Home: 1-0 // Road:
1-2 // Neutral: 0-0

Date	Location	Result
??/??/59	Carbondale, Ill.	W, 13-3
2/19/16	Lake Charles, La.	L, 2-5
2/20/16	Lake Charles, La.	W, 2-1
2/21/16	Lake Charles, La.	L, 4-8

MEMPHIS

Overall: 19-14 // Home: 13-4 //
Road: 6-10 // Neutral: 0-0

Date	Location	Result
5/4/63	Carbondale, Ill.	L, 3-7
5/4/63	Carbondale, Ill.	W, 8-2
4/2/66	Carbondale, Ill.	W, 7-3
4/2/66	Carbondale, Ill.	W, 3-0

4/7/67	Memphis, Tenn.	L, 3-5
4/8/67	Memphis, Tenn.	L, 2-5
4/8/67	Memphis, Tenn.	W, 16-0
4/5/68	Carbondale, Ill.	L, 5-15
4/4/69	Memphis, Tenn.	W, 9-1 ⁽⁵⁾
4/3/70	Carbondale, Ill.	W, 10-0
4/4/70	Carbondale, Ill.	W, 5-3
4/4/70	Carbondale, Ill.	W, 5-0
4/2/71	Carbondale, Ill.	W, 6-2
4/3/71	Carbondale, Ill.	L, 3-4
4/3/71	Carbondale, Ill.	W, 6-2
3/31/72	Carbondale, Ill.	W, 9-1
4/1/72	Carbondale, Ill.	W, 10-3
4/1/72	Carbondale, Ill.	W, 5-3
3/20/82	Memphis, Tenn.	L, 2-8
3/20/82	Memphis, Tenn.	L, 8-9
3/25/84	Memphis, Tenn.	L, 2-3
3/25/84	Memphis, Tenn.	W, 5-3
2/26/93	Memphis, Tenn.	L, 1-9
3/2/94	Memphis, Tenn.	L, 5-11
3/6/11	Memphis, Tenn.	W, 2-0
3/24/16	Carbondale, Ill.	L, 4-7
3/25/16	Carbondale, Ill.	W, 5-3
3/26/16	Carbondale, Ill.	W, 11-5
3/10/17	Memphis, Tenn.	L, 3-4
3/11/17	Memphis, Tenn.	W, 3-2
3/12/17	Memphis, Tenn.	L, 1-2 ⁽¹³⁾
2/24/19	Memphis, Tenn.	L, 2-7
2/24/19	Memphis, Tenn.	W, 2-1

MERCER

Overall: 5-0 // Home: 0-0 // Road:
3-0 // Neutral: 2-0

Date	Location	Result
3/18/76	Neutral	W, 9-3
3/20/76	Neutral	W, 5-4
2/26/21	Macon, Ga.	W, 17-7
2/27/21	Macon, Ga.	W, 11-5
2/28/21	Macon, Ga.	W, 5-2

MERCY COLLEGE

Overall: 3-0 // Home: 0-0 // Road:
0-0 // Neutral: 3-0

Date	Location	Result
3/14/92	Miami, Fla.	W, 7-0
3/12/93	Miami, Fla.	W, 4-3
3/12/93	Miami, Fla.	W, 8-3

MIAMI (FLA.)

Overall: 9-45 // Home: 0-0 //
Road: 8-44 // Neutral: 1-1 // NCAA
Tournament: 1-0

Date	Location	Result
3/22/72	Coral Gables, Fla.	L, 0-6
3/25/72	Coral Gables, Fla.	W, 7-1
3/17/73	Coral Gables, Fla.	L, 12-13
3/18/73	Coral Gables, Fla.	L, 1-12
3/25/74	Coral Gables, Fla.	L, 1-6
3/29/74	Coral Gables, Fla.	L, 1-6
6/13/74	(N) Omaha, Neb. #	W, 4-3
3/13/76	Coral Gables, Fla.	L, 0-13
3/14/76	Coral Gables, Fla.	L, 3-19
3/15/76	Coral Gables, Fla.	W, 9-2
3/16/76	Coral Gables, Fla.	L, 6-9
3/19/77	Coral Gables, Fla.	L, 7-14
3/26/77	Coral Gables, Fla.	L, 0-1
3/17/78	Coral Gables, Fla.	W, 12-0
3/21/78	Coral Gables, Fla.	L, 2-3
3/24/78	Coral Gables, Fla.	L, 2-4

3/10/79	Neutral	L, 2-11
3/13/79	Coral Gables, Fla.	W, 7-0
3/16/79	Coral Gables, Fla.	L, 3-5
3/17/80	Coral Gables, Fla.	L, 1-5
3/18/80	Coral Gables, Fla.	W, 5-2
3/20/80	Coral Gables, Fla.	L, 4-9
3/22/80	Coral Gables, Fla.	L, 1-8
3/13/81	Coral Gables, Fla.	L, 0-5
3/14/81	Coral Gables, Fla.	L, 4-6
3/18/81	Coral Gables, Fla.	L, 5-11
3/21/81	Coral Gables, Fla.	L, 4-7
3/12/83	Coral Gables, Fla.	L, 3-12
3/17/83	Coral Gables, Fla.	W, 13-7
3/19/83	Coral Gables, Fla.	L, 0-9
3/19/83	Coral Gables, Fla.	L, 3-7
3/14/84	Coral Gables, Fla.	L, 3-4
3/16/84	Coral Gables, Fla.	L, 7-10
3/17/84	Coral Gables, Fla.	L, 6-11
3/14/85	Coral Gables, Fla.	L, 0-2
3/15/85	Coral Gables, Fla.	L, 0-2
3/16/85	Coral Gables, Fla.	L, 6-7
3/8/86	Coral Gables, Fla.	L, 1-4
3/14/86	Coral Gables, Fla.	L, 2-5
3/13/87	Coral Gables, Fla.	L, 4-9
3/14/87	Coral Gables, Fla.	L, 0-7
3/11/88	Coral Gables, Fla.	L, 6-7
3/12/88	Coral Gables, Fla.	L, 5-6
3/10/89	Coral Gables, Fla.	L, 0-6
3/11/89	Coral Gables, Fla.	L, 6-10
3/9/90	Coral Gables, Fla.	L, 1-5
3/10/90	Coral Gables, Fla.	W, 1-0
3/8/91	Coral Gables, Fla.	W, 2-1
3/9/91	Coral Gables, Fla.	L, 0-12
3/20/92	Coral Gables, Fla.	L, 1-9
3/21/92	Coral Gables, Fla.	L, 1-5
3/18/93	Coral Gables, Fla.	L, 2-6
3/18/94	Coral Gables, Fla.	L, 1-5
3/19/94	Coral Gables, Fla.	L, 3-12
3/14/95	Coral Gables, Fla.	L, 4-5
3/15/95	Coral Gables, Fla.	L, 3-5

MIAMI (OHIO)

Overall: 23-6 // Home: 11-2 // Road: 9-4 // Neutral: 3-0 // NCAA Tournament: 2-0

Date	Location	Result
6/1/73	Carbondale, Ill. #	W, 8-1
5/24/74	Neutral #	W, 6-2
4/4/75	Oxford, Ohio	W, 6-2
4/4/75	Oxford, Ohio	W, 3-0
4/5/75	Oxford, Ohio	W, 12-5
4/5/75	Oxford, Ohio	W, 2-0
4/2/76	Carbondale, Ill.	W, 6-3
4/2/76	Carbondale, Ill.	W, 11-7
4/3/76	Carbondale, Ill.	W, 6-0
4/3/76	Carbondale, Ill.	W, 4-0
4/1/77	Oxford, Ohio	L, 3-4
4/2/77	Oxford, Ohio	L, 2-5
3/31/78	Carbondale, Ill.	L, 3-7
3/31/78	Carbondale, Ill.	W, 3-2
4/1/78	Carbondale, Ill.	L, 2-6
4/1/78	Carbondale, Ill.	W, 7-6
3/30/79	Oxford, Ohio	W, 5-1
3/30/79	Oxford, Ohio	L, 3-11
3/23/80	(N) Miami, Fla.	W, 4-1
3/17/81	Neutral	W, 12-8
3/20/81	Oxford, Ohio	W, 5-4
3/27/81	Oxford, Ohio	W, 6-3
3/27/81	Oxford, Ohio	L, 1-10
3/28/81	Oxford, Ohio	W, 3-1
3/28/81	Oxford, Ohio	W, 8-2
3/26/82	Carbondale, Ill.	W, 5-4

3/26/82	Carbondale, Ill.	W, 4-1
3/27/82	Carbondale, Ill.	W, 3-1
3/27/82	Carbondale, Ill.	W, 10-5

MICHIGAN

Overall: 2-1 // Home: 0-0 // Road: 0-0 // Neutral: 2-1 // NCAA Tournament: 1-1

Date	Location	Result
5/29/76	(N) Ypsilanti, Mich. #	L, 0-2
5/30/77	(N) Norman, Okla. #	W, 9-0
3/14/99	(N) Homestead, Fla.	W, 6-0

MICHIGAN STATE

Overall: 4-1-1 // Home: 0-0 // Road: 0-0 // Neutral: 4-1-1 // NCAA Tournament: 1-0

Date	Location	Result
3/20/72	(N) Miami, Fla.	W, 3-2
3/23/72	(N) Miami, Fla.	T, 2-2 ⁽¹⁰⁾
3/24/74	Neutral	W, 3-1
3/28/74	Neutral	L, 6-14
5/26/78	Neutral #	W, 7-2
3/20/88	Neutral	W, 4-3

MIDDLE TENNESSEE

Overall: 8-15 // Home: 3-4 // Road: 5-11 // Neutral: 0-0

Date	Location	Result
2/27/93	Murfreesboro, Tenn.	L, 3-10
2/28/93	Murfreesboro, Tenn.	W, 7-5
3/15/05	Murfreesboro, Tenn.	L, 1-6
3/16/05	Murfreesboro, Tenn.	W, 10-8
3/10/06	Carbondale, Ill.	L, 0-9
3/11/06	Carbondale, Ill.	W, 9-8
3/12/06	Carbondale, Ill.	W, 7-6
3/13/07	Murfreesboro, Tenn.	W, 10-4
3/14/07	Murfreesboro, Tenn.	L, 8-9
3/5/08	Murfreesboro, Tenn.	L, 3-7
3/17/09	Murfreesboro, Tenn.	W, 9-4
3/18/09	Murfreesboro, Tenn.	L, 3-11
3/2/10	Carbondale, Ill.	L, 4-17
3/3/10	Carbondale, Ill.	L, 6-13
5/7/10	Murfreesboro, Tenn.	L, 11-14
5/8/10	Murfreesboro, Tenn.	L, 1-5
5/9/10	Murfreesboro, Tenn.	L, 2-10
3/15/11	Murfreesboro, Tenn.	L, 5-9
3/16/11	Murfreesboro, Tenn.	L, 5-7
3/6/12	Carbondale, Ill.	L, 5-14
3/7/12	Carbondale, Ill.	W, 5-3
3/12/13	Murfreesboro, Tenn.	L, 2-4
3/13/13	Murfreesboro, Tenn.	W, 4-2

MILLIKIN

Overall: 4-1 // Home: 4-0 // Road: 0-1 // Neutral: 0-0

Date	Location	Result
5/14/49	Decatur, Ill.	L, 6-13
4/11/50	Carbondale, Ill.	W, 12-8
5/12/51	Carbondale, Ill.	W, 3-2
4/15/52	Carbondale, Ill.	W, 6-5
4/3/69	Carbondale, Ill.	W, 6-0

MILLSAPS COLLEGE

Overall: 1-0 // Home: 0-0 // Road: 1-0 // Neutral: 0-0

Date	Location	Result
3/13/50	Jackson, Miss.	W, 21-2

MINNESOTA

Overall: 4-3 // Home: 0-2 // Road: 1-2 // Neutral: 2-0 // NCAA Tournament: 4-3

Date	Location	Result
6/1/68	Neutral #	W, 10-9
5/30/69	Neutral #	W, 4-3 ⁽¹¹⁾
6/1/73	Carbondale, Ill. #	L, 0-2
6/3/73	Carbondale, Ill. #	L, 6-7 ⁽¹⁴⁾
5/23/74	Minneapolis, Minn. #	L, 4-9
5/25/74	Minneapolis, Minn. #	W, 10-2
5/25/74	Minneapolis, Minn. #	W, 4-3

MISSISSIPPI

Overall: 2-11 // Home: 1-0 // Road: 1-8 // Neutral: 0-3 // NCAA Tournament: 0-1

Date	Location	Result
3/20/58	Oxford, Miss.	L, 8-11
6/16/69	Neutral #	L, 1-8
4/13/70	Oxford, Miss.	L, 5-10
4/12/71	Carbondale, Ill.	W, 5-4
3/19/82	Oxford, Miss.	L, 7-10
2/29/92	Neutral	L, 0-16
3/1/92	Neutral	L, 1-12
2/27/94	Oxford, Miss.	L, 0-10
2/27/94	Oxford, Miss.	L, 3-9
2/25/95	Oxford, Miss.	L, 2-11
2/26/95	Oxford, Miss.	L, 0-8
2/25/05	Oxford, Miss.	W, 8-7
2/26/05	Oxford, Miss.	L, 2-9

MISSISSIPPI COLLEGE

Overall: 4-1 // Home: 0-0 // Road: 4-1 // Neutral: 0-0

Date	Location	Result
3/15/49	Clinton, Miss.	W, 15-4
3/18/50	Clinton, Miss.	W, 11-5
3/13/52	Clinton, Miss.	W, 10-1
3/14/52	Clinton, Miss.	W, 11-1
3/20/54	Clinton, Miss.	L, 1-4

MISSISSIPPI STATE

Overall: 0-1 // Home: 0-0 // Road: 0-1 // Neutral: 0-0

Date	Location	Result
3/11/14	Starkville, Miss.	L, 0-3

MISSISSIPPI VALLEY STATE

Overall: 3-0 // Home: 3-0 // Road: 0-0 // Neutral: 0-0

Date	Location	Result
5/9/14	Carbondale, Ill.	W, 8-2
5/10/14	Carbondale, Ill.	W, 6-1
5/11/14	Carbondale, Ill.	W, 5-1

MISSOURI

Overall: 15-15 // Home: 7-6 // Road: 5-7 // Neutral: 3-2

Date	Location	Result
4/10/73	Columbia, Mo.	W, 10-4
4/10/73	Columbia, Mo.	L, 2-3
4/30/76	Carbondale, Ill.	W, 10-3
4/30/76	Carbondale, Ill.	W, 5-4
5/1/76	Carbondale, Ill.	L, 7-8
5/1/76	Carbondale, Ill.	L, 6-9
4/11/77	Columbia, Mo.	L, 10-18
3/27/79	Carbondale, Ill.	W, 1-0
3/27/79	Carbondale, Ill.	W, 4-0
3/29/86	Columbia, Mo.	L, 9-11
3/29/86	Columbia, Mo.	W, 16-13
4/1/87	Carbondale, Ill.	L, 3-4
3/30/88	Columbia, Mo.	L, 2-4
3/30/88	Columbia, Mo.	L, 3-6
4/25/89	Carbondale, Ill.	L, 0-7
4/25/89	Carbondale, Ill.	W, 5-4
5/1/90	Columbia, Mo.	W, 9-6
5/1/90	Columbia, Mo.	W, 6-5
4/29/91	Carbondale, Ill.	L, 3-4
4/29/91	Carbondale, Ill.	L, 5-8
4/22/92	Columbia, Mo.	L, 7-13
3/25/94	Carbondale, Ill.	W, 5-4
3/30/94	Columbia, Mo.	L, 8-10
3/8/95	Carbondale, Ill.	W, 14-1
4/10/96	Columbia, Mo.	W, 18-8
2/27/99	(N) New Orleans, La.	L, 12-14
2/23/02	(N) New Orleans, La.	L, 4-5
5/17/05	(N) O'Fallon, Mo.	W, 7-0
4/23/08	(N) O'Fallon, Mo.	W, 2-1
4/1/14	(N) O'Fallon, Mo.	W, 4-2

MISSOURI STATE

Overall: 48-77 // Home: 19-36 // Road: 23-29 // Neutral: 6-12 // MVC Tournament: 8-9 // NCAA Tournament: 0-0

Date	Location	Result
4/3/88	Carbondale, Ill.	L, 5-8
4/3/88	Carbondale, Ill.	W, 4-3
4/2/89	Carbondale, Ill.	W, 2-1
4/2/89	Carbondale, Ill.	L, 1-2
3/31/90	Springfield, Mo.	W, 3-2
3/31/90	Springfield, Mo.	W, 9-2
4/1/90	Springfield, Mo.	L, 6-7
3/29/91	Carbondale, Ill.	L, 1-6
3/30/91	Carbondale, Ill.	W, 8-3
3/30/91	Carbondale, Ill.	L, 2-9
3/31/91	Carbondale, Ill.	L, 4-8
3/28/92	Neutral	L, 4-9
3/28/92	Neutral	L, 3-15
3/29/92	Neutral	W, 5-3
5/14/93	Carbondale, Ill.	L, 8-9
5/15/93	Carbondale, Ill.	L, 6-14
5/15/93	Carbondale, Ill.	L, 4-5
4/9/94	Springfield, Mo.	L, 3-4
4/9/94	Springfield, Mo.	L, 4-10
5/18/94	Wichita, Kan. &	W, 3-1
4/14/95	Carbondale, Ill.	W, 15-14
4/15/95	Carbondale, Ill.	L, 5-13
4/15/95	Carbondale, Ill.	L, 2-18
4/16/95	Carbondale, Ill.	L, 6-9
4/12/96	Springfield, Mo.	W, 6-4
4/13/96	Springfield, Mo.	W, 3-2
4/13/96	Springfield, Mo.	L, 1-11
4/14/96	Springfield, Mo.	L, 13-14
3/29/97	Carbondale, Ill.	W, 13-6
3/29/97	Carbondale, Ill.	L, 7-9

5/15/97	Wichita, Kan. &	W, 5-4	5/8/16	Springfield, Ill.	W, 14-8
5/16/97	Wichita, Kan. &	L, 11-17	5/5/17	Carbondale, Ill.	L, 5-7
5/8/98	Springfield, Mo.	L, 7-8	5/6/17	Carbondale, Ill.	L, 9-19
5/9/98	Springfield, Mo.	L, 6-9	5/7/17	Carbondale, Ill.	L, 4-7 ⁽¹⁾
5/10/98	Springfield, Mo.	W, 7-0	5/25/17	Springfield, Mo. &	L, 3-13 ⁽⁸⁾
5/10/98	Springfield, Mo.	L, 4-5	5/11/18	Springfield, Mo.	L, 3-5
4/2/98	Carbondale, Ill.	L, 8-9	5/12/18	Springfield, Mo.	L, 9-14
4/4/99	Carbondale, Ill.	L, 3-7	5/13/18	Springfield, Mo.	L, 3-8
4/4/99	Carbondale, Ill.	L, 2-11	4/5/19	Carbondale, Ill.	L, 5-10
4/14/00	Springfield, Mo.	L, 0-5	4/6/19	Carbondale, Ill.	L, 4-13
4/15/00	Springfield, Mo.	L, 1-8	4/6/19	Carbondale, Ill.	W, 4-2
4/15/00	Springfield, Mo.	W, 6-4	5/23/19	Normal, Ill. &	W, 10-9
4/16/00	Springfield, Mo.	L, 7-12	4/30/21	Carbondale, Ill.	W, 3-2
4/20/01	Carbondale, Ill.	L, 2-11	5/1/21	Carbondale, Ill.	W, 6-5 ⁽⁷⁾
4/21/01	Carbondale, Ill.	W, 4-3	5/1/21	Carbondale, Ill.	W, 4-0
4/21/01	Carbondale, Ill.	L, 3-13	5/2/21	Carbondale, Ill.	W, 5-0
4/22/01	Carbondale, Ill.	L, 2-11	5/6/22	Springfield, Mo.	W, 8-2
4/12/02	Springfield, Mo.	L, 7-12	5/7/22	Springfield, Mo.	W, 5-1
4/13/02	Springfield, Mo.	L, 1-4	5/8/22	Springfield, Mo.	W, 4-3
4/13/02	Springfield, Mo.	L, 1-4	5/25/22	(N) Springfield, Mo. &	L, 1-5
4/14/02	Springfield, Mo.	W, 10-5	5/29/22	(N) Springfield, Mo. &	W, 9-6
5/22/02	Wichita, Kan. &	L, 7-14	5/29/22	(N) Springfield, Mo. &	L, 3-13
4/18/03	Carbondale, Ill.	W, 5-0	MISSOURI-ST. LOUIS		
4/19/03	Carbondale, Ill.	L, 0-5	Overall: 10-3 // Home: 9-2 // Road: 1-1 // Neutral: 0-0		
4/19/03	Carbondale, Ill.	L, 3-8	Date	Location	Result
4/20/03	Carbondale, Ill.	L, 1-12	4/25/77	Carbondale, Ill.	W, 7-2
5/23/03	Wichita, Kan. &	W, 9-4	4/25/77	Carbondale, Ill.	W, 5-0
4/2/04	Springfield, Mo.	W, 3-2	4/20/80	St. Louis, Mo.	L, 4-7
4/3/04	Springfield, Mo.	L, 0-2	4/20/80	St. Louis, Mo.	W, 23-6
4/3/04	Springfield, Mo.	L, 3-7	4/22/80	Carbondale, Ill.	W, 3-1
4/4/04	Springfield, Mo.	L, 3-6	4/22/80	Carbondale, Ill.	W, 2-0
5/26/04	Springfield, Mo. &	W, 3-1	3/8/83	Carbondale, Ill.	W, 5-4
4/15/05	Carbondale, Ill.	L, 6-7	3/8/83	Carbondale, Ill.	W, 8-5
4/16/05	Carbondale, Ill.	W, 8-5	3/23/86	Carbondale, Ill.	L, 3-6
4/17/05	Carbondale, Ill.	W, 4-2	3/23/86	Carbondale, Ill.	L, 4-7
4/21/06	Springfield, Mo.	L, 6-10	5/9/87	Carbondale, Ill.	W, 4-0
4/22/06	Springfield, Mo.	W, 7-2	5/9/87	Carbondale, Ill.	W, 7-0
4/23/06	Springfield, Mo.	W, 9-2	5/15/88	Carbondale, Ill.	W, 9-2
5/24/06	Wichita, Kan. &	L, 5-7	MONMOUTH		
4/27/07	Carbondale, Ill.	W, 5-3	Overall: 11-0 // Home: 10-0 // Road: 0-0 // Neutral: 1-0		
4/28/07	Carbondale, Ill.	W, 6-4	Date	Location	Result
4/29/07	Carbondale, Ill.	W, 10-8	4/2/68	Carbondale, Ill.	W, 4-0
3/28/08	Springfield, Mo.	L, 2-5	4/2/68	Carbondale, Ill.	W, 3-1
3/29/08	Springfield, Mo.	W, 8-7	3/31/69	Carbondale, Ill.	W, 7-0
3/30/08	Springfield, Mo.	L, 0-5	3/31/69	Carbondale, Ill.	W, 12-0
5/23/08	Wichita, Kan. &	L, 6-11	3/31/70	Carbondale, Ill.	W, 3-2
4/3/09	Carbondale, Ill.	L, 9-10	3/31/70	Carbondale, Ill.	W, 14-3
4/4/09	Carbondale, Ill.	L, 3-9	3/31/70	Carbondale, Ill.	W, 14-3
5/21/09	Wichita, Kan. &	L, 4-8	3/31/71	Carbondale, Ill.	W, 9-6
5/20/10	Springfield, Mo.	W, 13-2	3/31/71	Carbondale, Ill.	W, 17-3
5/21/10	Springfield, Mo.	W, 6-5	3/29/72	Carbondale, Ill.	W, 21-0
5/22/10	Springfield, Mo.	L, 5-6	3/29/72	Carbondale, Ill.	W, 5-0
5/26/10	Wichita, Kan. &	L, 10-14	3/13/89	Miami, Fla.	W, 12-1
4/16/11	Carbondale, Ill.	L, 6-9	MONTCLAIR STATE		
4/17/11	Carbondale, Ill.	W, 11-1	Overall: 6-2 // Home: 0-0 // Road: 0-0 // Neutral: 6-2		
4/17/11	Carbondale, Ill.	L, 4-5	Date	Location	Result
5/24/11	Omaha, Neb. &	L, 4-6	3/27/74	Miami, Fla.	W, 11-6
4/27/12	Springfield, Mo.	L, 0-1	3/30/74	Miami, Fla.	W, 6-4
4/28/12	Springfield, Mo.	W, 8-3	3/14/84	Miami, Fla.	L, 0-5
4/29/12	Springfield, Mo.	L, 6-12	3/20/87	Miami, Fla.	W, 10-4
5/24/12	Springfield, Mo. &	W, 3-2	3/22/87	Miami, Fla.	W, 10-7
4/12/13	Carbondale, Ill.	L, 3-7	3/13/88	Miami, Fla.	W, 21-6
4/13/13	Carbondale, Ill.	L, 6-14	3/16/88	Miami, Fla.	W, 5-1
4/14/13	Carbondale, Ill.	W, 8-5	3/19/89	Miami, Fla.	L, 8-9
3/28/14	Springfield, Mo.	L, 3-8	MOORHEAD STATE (MN)		
3/29/14	Springfield, Mo.	W, 9-5	Overall: 12-0-2 // Home: 12-0-1 // Road: 0-0 // Neutral: 0-0-1		
3/30/14	Springfield, Mo.	L, 5-6	Date	Location	Result
5/8/15	Carbondale, Ill.	L, 0-1	4/14/66	Carbondale, Ill.	W, 8-0
5/9/15	Carbondale, Ill.	L, 0-5	4/14/66	Carbondale, Ill.	W, 10-1
5/10/15	Carbondale, Ill.	L, 3-5	4/13/67	Carbondale, Ill.	W, 3-2 ⁽⁸⁾
5/20/15	Wichita, Kan. &	L, 0-7	4/13/67	Carbondale, Ill.	T, 0-0 ⁽⁷⁾
5/6/16	Springfield, Ill.	W, 5-4	4/12/68	Carbondale, Ill.	W, 2-0
5/7/16	Springfield, Ill.	W, 12-10	4/6/69	Carbondale, Ill.	W, 11-0

MOORHEAD STATE (MN)

Overall: 12-0-2 // Home: 12-0-1 // Road: 0-0 // Neutral: 0-0-1

4/14/66	Carbondale, Ill.	W, 8-0
4/14/66	Carbondale, Ill.	W, 10-1
4/13/67	Carbondale, Ill.	W, 3-2 ⁽⁸⁾
4/13/67	Carbondale, Ill.	T, 0-0 ⁽⁷⁾
4/12/68	Carbondale, Ill.	W, 2-0
4/6/69	Carbondale, Ill.	W, 11-0
4/7/69	Carbondale, Ill.	W, 9-0
4/8/69	Carbondale, Ill.	W, 11-0
4/6/70	Carbondale, Ill.	W, 3-1
4/7/70	Carbondale, Ill.	W, 11-1
4/8/70	Carbondale, Ill.	W, 5-0
4/3/72	Carbondale, Ill.	W, 10-0
4/5/72	Carbondale, Ill.	W, 12-0
5/4/91	Neutral	T, 1-1

MOREHEAD STATE

Overall: 4-2-1 // Home: 2-1 // Road: 2-1 // Neutral: 0-0-1

5/4/91	(N)Dayton, Ohio	T, 1-1
3/22/19	Carbondale, Ill.	W, 9-8
3/23/19	Carbondale, Ill.	L, 0-7
3/24/19	Carbondale, Ill.	W, 5-4 ⁽¹⁾
2/28/20	Morehead, Ky.	W, 13-7
2/29/20	Morehead, Ky.	L, 7-11
3/1/20	Morehead, Ky.	W, 22-5

MURRAY STATE

Overall: 52-24 // Home: 30-9 // Road: 20-15 // Neutral: 2-0

4/10/74	Murray, Ky.	W, 8-2
5/5/74	Carbondale, Ill.	W, 13-2
3/18/75	Murray, Ky.	L, 2-3
4/7/75	Carbondale, Ill.	W, 8-1
5/2/76	Murray, Ky.	W, 5-1
5/1/77	Carbondale, Ill.	W, 6-0
5/5/80	Murray, Ky.	W, 9-0
4/7/81	Carbondale, Ill.	L, 5-7
3/21/82	Murray, Ky.	W, 15-3
4/12/83	Carbondale, Ill.	W, 9-8
4/4/84	Murray, Ky.	L, 9-10
3/23/85	Murray, My.	W, 14-3
3/24/85	Murray, Ky.	W, 13-6
3/25/86	Carbondale, Ill.	W, 13-3
4/30/86	Murray, Ky.	L, 11-8
4/21/87	Carbondale, Ill.	L, 5-7
4/28/87	Carbondale, Ill.	W, 12-5
4/26/88	Neutral	W, 26-5
5/3/88	Carbondale, Ill.	W, 5-3
4/27/89	Murray, Ky.	L, 2-18
5/2/89	Carbondale, Ill.	L, 0-8
4/26/90	Murray, Ky.	W, 9-6
4/25/91	Murray, Ky.	W, 11-8
5/1/91	Carbondale, Ill.	W, 16-5
5/5/92	Carbondale, Ill.	W, 15-11
4/20/93	Murray, Ky.	W, 12-9
5/5/93	Carbondale, Ill.	W, 7-4
4/7/94	Murray, Ky.	W, 7-1
5/5/94	Carbondale, Ill.	W, 4-3
4/18/95	Carbondale, Ill.	W, 20-8
3/4/97	Carbondale, Ill.	L, 7-8
4/15/98	Murray, Ky.	W, 20-3
3/3/99	Murray, Ky.	W, 5-4

4/20/99	Carbondale, Ill.	L, 3-9
3/1/00	Murray, Ky.	W, 26-10
4/26/00	Carbondale, Ill.	W, 3-0
2/28/01	Murray, Ky.	L, 3-4
4/25/01	Carbondale, Ill.	W, 4-2
4/23/02	Murray, Ky.	W, 15-5
4/23/02	Carbondale, Ill.	W, 3-2
3/19/03	Carbondale, Ill.	W, 3-0
3/18/04	Murray, Ky.	W, 22-6
4/14/04	Carbondale, Ill.	W, 11-5
3/2/05	Murray, Ky.	L, 5-7
4/6/05	Carbondale, Ill.	W, 6-2
3/1/06	Murray, Ky.	W, 8-7
3/22/06	Carbondale, Ill.	W, 8-4
3/7/07	Murray, Ky.	L, 8-9
3/21/07	Carbondale, Ill.	W, 7-4
4/7/08	Carbondale, Ill.	W, 17-4
4/30/08	Murray, Ky.	W, 14-11
4/1/09	(N)Paducah, Ky.	W, 9-1
3/17/10	Murray, Ky.	L, 3-8
4/21/10	Carbondale, Ill.	W, 8-7
3/29/11	Murray, Ky.	L, 2-5
4/6/11	Carbondale, Ill.	W, 9-0
3/28/12	Carbondale, Ill.	L, 2-7
4/3/12	Murray, Ky.	W, 13-10
3/6/13	Murray, Ky.	L, 8-9
4/2/13	Carbondale, Ill.	W, 7-2
3/26/14	Murray, Ky.	L, 6-7
4/2/14	Carbondale, Ill.	W, 10-9
2/25/15	Carbondale, Ill.	L, 2-3
3/31/15	Murray, Ill.	L, 8-9
3/30/16	Carbondale, Ill.	W, 5-4
4/6/16	Murray, Ky.	L, 3-7
3/8/17	Murray, Ky.	L, 12-13
3/22/17	Carbondale, Ill.	L, 10-13
3/7/18	Murray, Ky.	W, 23-5
4/18/18	Carbondale, Ill.	W, 11-9
5/1/19	Carbondale, Ill.	W, 8-3
2/25/20	Carbondale, Ill.	W, 2-1
4/27/21	Carbondale, Ill.	W, 5-4
5/11/21	Murray, Ky.	L, 4-5 ⁽¹⁾
4/5/22	Murray, Ky.	W, 8-5 ⁽¹⁾
5/3/22	Carbondale, Ill.	L, 2-5 ⁽¹²⁾

NEBRASKA

Overall: 1-3 // Home: 0-1 // Road: 1-2 // Neutral: 0-0

4/10/50	Carbondale, Ill.	L, 0-10
5/8/99	Lincoln, Neb.	L, 5-10
5/8/99	Lincoln, Neb.	L, 3-4
5/9/99	Lincoln, Neb.	W, 5-3

NEBRASKA-OMAHA

Overall: 0-1 // Home: 0-0 // Road: 0-0 // Neutral: 0-1 // NCAA Tournament: 0-1

6/5/59	(N)Alpine, Texas #	L, 1-6
--------	--------------------	--------

NEW MEXICO

Overall: 2-1 // Home: 0-0 // Road: 2-1 // Neutral: 0-0

3/16/68	Albuquerque, N.M.	L, 3-8
3/16/68	Albuquerque, N.M.	W, 10-4
3/29/71	Albuquerque, N.M.	W, 13-11

NEW MEXICO STATE

Overall: 5-0 // Home: 0-0 // Road: 2-0 // Neutral: 3-0

Date	Location	Result
3/21/69	Las Cruces, N.M.	W, 8-2
3/22/69	Las Cruces, N.M.	W, 6-3
5/18/78	Omaha, Neb.	W, 12-2
5/19/79	Wichita, Kan.	W, 11-4
5/15/80	Wichita, Kan.	W, 24-6

NEW ORLEANS

Overall: 7-5 // Home: 0-0 // Road: 7-5 // Neutral: 0-0

Date	Location	Result
3/23/73	New Orleans, La.	W, 2-1 ⁽¹²⁾
3/23/73	New Orleans, La.	W, 2-1
3/18/82	New Orleans, La.	L, 3-4
3/18/82	New Orleans, La.	L, 1-13
3/11/97	New Orleans, La.	L, 4-7
3/12/97	New Orleans, La.	L, 7-13
3/13/97	New Orleans, La.	W, 6-5
2/26/99	New Orleans, La.	W, 4-1
2/22/02	New Orleans, La.	L, 4-5
2/18/05	New Orleans, La.	W, 5-2
2/19/05	New Orleans, La.	W, 8-1
2/20/05	New Orleans, La.	W, 15-2

NICHOLLS

Overall: 3-4 // Home: 1-0 // Road: 1-4 // Neutral: 1-0

Date	Location	Result
3/25/60	Thibodaux, La.	L, 0-5
3/26/60	Thibodaux, La.	L, 1-5
2/20/11	(M)Ruston, La.	W, 10-6
2/22/14	Carbondale, Ill.	W, 8-7
2/15/19	Thibodaux, La.	W, 6-5
2/16/19	Thibodaux, La.	L, 2-3 ⁽¹⁴⁾
2/17/19	Thibodaux, La.	L, 3-7

NORTH CAROLINA

Overall: 1-1 // Home: 0-0 // Road: 1-1 // Neutral: 0-0

Date	Location	Result
3/22/63	Chapel Hill, N.C.	W, 6-4
3/23/63	Chapel Hill, N.C.	L, 4-6

NORTH CAROLINA STATE

Overall: 0-2 // Home: 0-0 // Road: 0-1 // Neutral: 0-1

Date	Location	Result
3/21/63	Raleigh, N.C.	L, 0-9
6/10/68	Neutral	L, 6-7

NORTH DAKOTA STATE

Overall: 4-2 // Home: 4-2 // Road: 0-0 // Neutral: 0-0

Date	Location	Result
4/7/06	Carbondale, Ill.	W, 9-8
4/8/06	Carbondale, Ill.	W, 8-5
4/9/06	Carbondale, Ill.	W, 14-8
3/13/09	Carbondale, Ill.	L, 7-8
3/14/09	Carbondale, Ill.	W, 4-3
3/15/09	Carbondale, Ill.	L, 5-7

NORTH FLORIDA

Overall: 1-2 // Home: 0-0 // Road: 1-2 // Neutral: 0-0

Date	Location	Result
2/23/18	Jacksonville, Fla.	L, 4-5 ⁽¹⁰⁾
2/24/18	Jacksonville, Fla.	W, 6-2
2/25/18	Jacksonville, Fla.	L, 4-5

NORTHEAST ILLINOIS

Overall: 8-3 // Home: 8-3 // Road: 0-0 // Neutral: 0-0

Date	Location	Result
3/23/91	Carbondale, Ill.	W, 10-9
3/24/91	Carbondale, Ill.	W, 4-3
3/24/91	Carbondale, Ill.	W, 4-2
3/26/92	Carbondale, Ill.	W, 9-3
3/26/92	Carbondale, Ill.	L, 4-7
3/27/93	Carbondale, Ill.	W, 13-6
3/28/93	Carbondale, Ill.	L, 5-6
3/28/93	Carbondale, Ill.	W, 6-4
3/19/10	Carbondale, Ill.	W, 19-4
3/20/10	Carbondale, Ill.	W, 5-2
3/21/10	Carbondale, Ill.	L, 9-13

NORTHERN ARIZONA

Overall: 0-1 // Home: 0-0 // Road: 0-0 // Neutral: 0-1

Date	Location	Result
3/24/68	Neutral	L, 1-8

NORTHERN COLORADO

Overall: 1-0 // Home: 0-0 // Road: 0-0 // Neutral: 1-0 // NCAA Tournament: 1-0

Date	Location	Result
6/11/74	Neutral #	W, 5-2

NORTHERN ILLINOIS

Overall: 66-32 // Home: 51-25 // Road: 14-5 // Neutral: 1-2

Date	Location	Result
5/14/48	Carbondale, Ill.	L, 4-14
5/28/49	Carbondale, Ill.	W, 1-0
5/29/49	Carbondale, Ill.	L, 2-5
4/21/50	DeKalb, Ill.	L, 11-12
4/21/50	DeKalb, Ill.	L, 2-3
5/18/51	Carbondale, Ill.	W, 5-4
5/18/51	Carbondale, Ill.	W, 4-2
5/16/52	Carbondale, Ill.	W, 4-3
5/16/52	Carbondale, Ill.	W, 6-5
5/7/54	Carbondale, Ill.	W, 6-0
5/7/54	Carbondale, Ill.	W, 5-4
4/29/55	DeKalb, Ill.	W, 11-9
4/29/55	DeKalb, Ill.	W, 8-2
4/21/56	Carbondale, Ill.	W, 5-3
4/21/56	Carbondale, Ill.	L, 7-11
4/13/57	DeKalb, Ill.	L, 5-6
4/13/57	DeKalb, Ill.	L, 9-10
5/23/58	Carbondale, Ill.	W, 5-4
5/24/58	Carbondale, Ill.	W, 2-1
5/24/58	Carbondale, Ill.	W, 3-2
?/?/59	Carbondale, Ill.	W, 7-4
5/15/59	DeKalb, Ill.	L, 6-9
5/16/59	DeKalb, Ill.	W, 6-4
5/16/59	DeKalb, Ill.	W, 8-1
5/13/60	Carbondale, Ill.	W, 8-7
5/14/60	Carbondale, Ill.	W, 8-7

5/14/60	Carbondale, Ill.	W, 2-0	4/11/21	Carbondale, Ill.	W, 8-4
3/??/60	Carbondale, Ill.	L, 0-12			
5/5/61	DeKalb, Ill.	W, 4-2			
5/6/61	DeKalb, Ill.	W, 8-6			
5/6/61	DeKalb, Ill.	W, 4-3			
3/??/61	Carbondale, Ill.	L, 4-8			
??/??/62	Carbondale, Ill.	W, 5-2			
5/9/69	Carbondale, Ill.	W, 2-0			
5/9/69	Carbondale, Ill.	W, 10-1			
5/10/69	Carbondale, Ill.	W, 8-4			
5/10/69	Carbondale, Ill.	W, 6-2			
5/1/70	DeKalb, Ill.	W, 15-5			
5/14/71	DeKalb, Ill.	W, 5-4			
5/15/71	DeKalb, Ill.	W, 8-6			
5/15/71	DeKalb, Ill.	W, 17-8			
5/12/72	Carbondale, Ill.	L, 0-4			
5/13/72	Carbondale, Ill.	L, 5-6			
5/13/72	Carbondale, Ill.	W, 7-4			
4/27/73	DeKalb, Ill.	W, 10-2			
4/28/73	DeKalb, Ill.	W, 8-1			
4/28/73	DeKalb, Ill.	W, 5-2			
3/8/92	Carbondale, Ill.	L, 2-4			
3/5/95	Carbondale, Ill.	W, 13-9			
3/2/96	Carbondale, Ill.	W, 10-0			
2/28/98	Carbondale, Ill.	W, 14-11			
3/2/03	Neutral	W, 8-4			
2/27/04	Carbondale, Ill.	L, 1-5			
2/28/04	Carbondale, Ill.	L, 3-7			
2/29/04	Carbondale, Ill.	L, 5-6			
3/4/05	Carbondale, Ill.	W, 6-3			
3/5/05	Carbondale, Ill.	W, 6-5			
3/6/05	Carbondale, Ill.	L, 3-9			
3/3/06	Carbondale, Ill.	W, 7-4			
3/4/06	Carbondale, Ill.	L, 0-8			
3/5/06	Carbondale, Ill.	L, 6-8			
3/2/07	Carbondale, Ill.	W, 9-4			
3/3/07	Carbondale, Ill.	W, 5-1			
3/4/07	Carbondale, Ill.	L, 6-9			
3/1/08	Neutral	L, 1-3			
3/1/08	Neutral	L, 3-7			
3/2/08	Carbondale, Ill.	W, 5-3			
3/6/09	Carbondale, Ill.	L, 4-8			
3/7/09	Carbondale, Ill.	L, 0-1			
3/8/09	Carbondale, Ill.	W, 9-7			
3/19/10	Carbondale, Ill.	W, 19-4			
3/20/10	Carbondale, Ill.	W, 5-2			
3/21/10	Carbondale, Ill.	L, 9-13			
3/19/11	Carbondale, Ill.	L, 5-7			
3/16/12	Carbondale, Ill.	W, 6-4			
3/17/12	Carbondale, Ill.	L, 4-9			
3/8/13	Carbondale, Ill.	W, 8-3			
3/9/13	Carbondale, Ill.	W, 3-2			
3/9/13	Carbondale, Ill.	W, 4-2			
2/28/14	Carbondale, Ill.	L, 0-1			
3/1/14	Carbondale, Ill.	W, 3-1			
3/2/14	Carbondale, Ill.	W, 2-1			
3/7/15	Carbondale, Ill.	W, 5-4			
3/8/15	Carbondale, Ill.	L, 2-8			
3/8/15	Carbondale, Ill.	L, 0-3			
3/18/16	Carbondale, Ill.	L, 0-1			
3/20/16	Carbondale, Ill.	W, 5-2			
3/9/18	Carbondale, Ill.	W, 4-0			
3/10/18	Carbondale, Ill.	W, 10-4			
3/10/18	Carbondale, Ill.	W, 7-2			
3/8/19	Carbondale, Ill.	W, 3-1			
3/9/19	Carbondale, Ill.	L, 2-17			
3/10/19	Carbondale, Ill.	W, 8-6			
3/6/20	Carbondale, Ill.	W, 2-1 ⁽¹⁰⁾			
3/7/20	Carbondale, Ill.	W, 4-3			
3/8/20	Carbondale, Ill.	W, 6-0			
4/10/21	Carbondale, Ill.	W, 13-12			

NORTHERN IOWA

Overall: 44-19 // Home: 20-6 // Road: 21-13 // Neutral: 3-0 // MVC: 41-19 // MVC Tournament: 3-0

Date	Location	Result
4/18/92	Cedar Falls, Iowa	W, 1-0
4/10/93	Carbondale, Ill.	W, 5-4
4/10/93	Carbondale, Ill.	W, 4-0
4/11/93	Carbondale, Ill.	W, 12-4
5/13/94	Cedar Falls, Iowa	W, 4-1
5/15/94	Cedar Falls, Iowa	W, 13-2
5/15/94	Cedar Falls, Iowa	L, 3-10
5/12/95	Carbondale, Ill.	W, 6-3
5/13/95	Carbondale, Ill.	L, 6-7
5/13/95	Carbondale, Ill.	W, 7-2
5/14/95	Carbondale, Ill.	L, 11-18
3/29/96	Cedar Falls, Iowa	L, 3-4
3/30/96	Cedar Falls, Iowa	W, 4-2
3/30/96	Cedar Falls, Iowa	W, 8-5
3/31/96	Cedar Falls, Iowa	W, 12-2
4/6/97	Carbondale, Ill.	L, 6-7
4/6/97	Carbondale, Ill.	L, 6-10
5/14/97	Wichita, Kan. &	W, 7-3
3/27/98	Cedar Falls, Iowa	W, 9-5
3/28/98	Cedar Falls, Iowa	L, 5-7
3/28/98	Cedar Falls, Iowa	L, 1-2
3/29/98	Cedar Falls, Iowa	W, 6-5
3/26/99	Cedar Falls, Iowa	W, 6-4
3/27/99	Cedar Falls, Iowa	W, 10-9
3/27/99	Cedar Falls, Iowa	W, 9-3
3/28/99	Cedar Falls, Iowa	W, 8-1
5/5/00	Cedar Falls, Iowa	W, 9-8
5/6/00	Cedar Falls, Iowa	L, 3-5
5/6/00	Cedar Falls, Iowa	W, 13-6
5/7/00	Cedar Falls, Iowa	L, 7-10
3/23/01	Carbondale, Ill.	L, 0-3
3/24/01	Carbondale, Ill.	W, 7-6
3/24/01	Carbondale, Ill.	W, 16-6
3/25/01	Carbondale, Ill.	W, 9-6
4/26/02	Cedar Falls, Iowa.	L, 3-6
4/26/02	Cedar Falls, Iowa.	W, 9-7
4/28/02	Cedar Falls, Iowa.	L, 6-17
4/28/02	Cedar Falls, Iowa.	W, 6-5
3/21/03	Carbondale, Ill.	W, 10-6
3/22/03	Carbondale, Ill.	W, 5-4
3/22/03	Carbondale, Ill.	W, 7-6
3/23/03	Carbondale, Ill.	W, 5-4
5/21/03	Wichita, Kan. &	W, 10-4
5/20/04	Cedar Falls, Iowa	L, 2-3
5/21/04	Cedar Falls, Iowa	L, 2-3
5/22/04	Cedar Falls, Iowa	W, 1-0
5/22/04	Cedar Falls, Iowa	W, 5-2
3/25/05	Carbondale, Ill.	W, 7-3
3/26/05	Carbondale, Ill.	W, 18-2
3/27/05	Carbondale, Ill.	W, 8-4
4/28/06	Cedar Falls, Iowa	L, 6-11
4/28/06	Cedar Falls, Iowa	W, 14-2
4/30/06	Cedar Falls, Iowa	L, 6-8
5/11/07	Carbondale, Ill.	W, 7-2
5/12/07	Carbondale, Ill.	L, 2-8
5/13/07	Carbondale, Ill.	W, 3-2
4/25/08	Cedar Falls, Iowa	L, 13-14
4/26/08	Cedar Falls, Iowa	W, 7-5
4/26/08	Cedar Falls, Iowa	W, 11-7
5/21/08	Wichita, Kan. &	W, 5-3
3/20/09	Carbondale, Ill.	W, 8-7
3/21/09	Carbondale, Ill.	W, 8-7
3/22/09	Carbondale, Ill.	

NORTH FLORIDA

Overall: 2-1 // Home: 0-0 // Road: 2-1 // Neutral: 0-0

Date	Location	Result
2/17/12	Jacksonville, Fla.	L, 4-7
2/18/12	Jacksonville, Fla.	W, 4-2
2/19/12	Jacksonville, Fla.	W, 16-12

NORTHWESTERN

Overall: 0-2 // Home: 0-2 // Road: 0-0 // Neutral: 0-0

Date	Location	Result
3/25/22	Carbondale, Ill.	L, 4-10
3/27/22	Carbondale, Ill.	L, 6-15

NORTHWESTERN STATE

Overall: 5-6 // Home: 0-0 // Road: 4-6 // Neutral: 1-0

Date	Location	Result
3/16/51	Natchitoches, La.	L, 5-9
3/17/51	Natchitoches, La.	W, 3-0
3/23/56	Natchitoches, La.	W, 2-0
3/24/56	Natchitoches, La.	L, 4-9
3/25/57	Natchitoches, La.	L, 0-1
3/26/57	Natchitoches, La.	L, 4-7 ⁽¹⁰⁾
3/27/57	Natchitoches, La.	W, 3-1
3/27/58	Natchitoches, La.	L, 5-7
3/28/58	Natchitoches, La.	W, 11-4
2/24/01	Natchitoches, La.	L, 0-4
2/17/07	(N) Hattiesburg, Miss.	W, 3-2

NOTRE DAME

Overall: 4-10 // Home: 1-1 // Road: 0-0 // Neutral: 3-9 // NCAA Tournament: 2-0

Date	Location	Result
6/4/70	Neutral #	W, 10-2
6/5/70	Neutral #	W, 1-0
3/14/96	(N) San Antonio, Texas	L, 2-6
3/11/98	(N) San Antonio, Texas	L, 3-4
2/28/99	(N) New Orleans, La.	L, 5-15
2/24/02	(N) New Orleans, La.	W, 6-2
3/14/02	(N) San Antonio, Texas	L, 3-6
3/16/02	(N) San Antonio, Texas	L, 2-3
3/6/04	(N) San Antonio, Texas	L, 11-12
3/20/04	Carbondale, Ill.	W, 8-4
3/21/04	Carbondale, Ill.	L, 3-5
3/17/06	(N) San Antonio, Texas	L, 2-12
3/18/06	(N) San Antonio, Texas	L, 0-4
3/15/08	(N) San Antonio, Texas	L, 0-4

OHIO

Overall: 4-2 // Home: 0-0 // Road: 0-0 // Neutral: 4-2 // NCAA Tournament: 4-2

Date	Location	Result
5/30/68	Neutral #	W, 6-3
6/2/68	Neutral #	W, 3-0
6/5/70	Neutral #	L, 0-7
6/6/70	Neutral #	L, 5-8
5/27/71	Neutral #	W, 5-4
5/28/71	Neutral #	W, 7-1 ⁽¹³⁾

OHIO STATE

Overall: 7-5 // Home: 3-2 // Road: 3-2 // Neutral: 1-1 // NCAA Tournament: 0-1

Date	Location	Result
4/13/65	Columbus, Ohio	W, 12-5
4/21/67	Columbus, Ohio	L, 0-3
4/21/67	Columbus, Ohio	W, 3-2
4/22/67	Columbus, Ohio	W, 7-5
4/22/67	Columbus, Ohio	L, 0-12
5/26/67	Carbondale, Ill. #	L, 4-5
4/20/68	Carbondale, Ill.	W, 8-1
4/20/68	Carbondale, Ill.	W, 12-4
4/21/68	Carbondale, Ill.	W, 3-1
4/21/68	Carbondale, Ill.	L, 0-7
3/21/72	(N) Miami, Fla.	L, 1-4
3/24/72	(N) Miami, Fla.	W, 6-3

OHIO WESLEYAN

Overall: 1-0 // Home: 1-0 // Road: 0-0 // Neutral: 0-0 // NCAA Tournament: 1-0

Date	Location	Result
6/3/65	Carbondale, Ill. #	W, 6-1

OKLAHOMA

Overall: 6-9 // Home: 1-3 // Road: 5-6 // Neutral: 0-0 // NCAA Tournament: 1-0

Date	Location	Result
3/26/76	Norman, Okla.	W, 14-7
3/27/76	Norman, Okla.	L, 6-7 ⁽¹²⁾
3/27/76	Norman, Okla.	L, 0-4
3/27/76	Norman, Okla.	L, 5-7
5/6/77	Carbondale, Ill.	L, 2-3
5/6/77	Carbondale, Ill.	L, 2-5
5/29/77	Norman, Okla. #	W, 7-3
5/5/78	Norman, Okla.	L, 0-2
5/5/78	Norman, Okla.	W, 3-2
5/6/78	Norman, Okla.	W, 9-2
5/6/78	Norman, Okla.	W, 3-2
5/13/79	Carbondale, Ill.	W, 7-0
5/13/79	Carbondale, Ill.	L, 0-2
3/11/03	Norman, Okla.	L, 2-10
3/12/03	Norman, Okla.	L, 4-20

OKLAHOMA STATE

Overall: 4-7 // Home: 0-0 // Road: 1-4 // Neutral: 3-3 // NCAA Tournament: 2-1

Date	Location	Result
6/13/68	Neutral #	W, 7-1
5/28/78	Neutral #	W, 4-0
3/14/79	Neutral	L, 4-8
3/17/79	Neutral	W, 5-3
3/15/80	(N) Miami, Fla.	L, 1-2
5/23/81	(N) Tulsa, Okla. #	L, 4-9
2/21/93	Stillwater, Okla.	L, 6-9
2/22/93	Stillwater, Okla.	W, 2-1
2/20/98	Stillwater, Okla.	L, 5-16
2/21/98	Stillwater, Okla.	L, 6-10
2/22/98	Stillwater, Okla.	L, 6-8

OKLAHOMA CITY

Overall: 0-2 // Home: 0-2 // Road: 0-0 // Neutral: 0-0

Date	Location	Result
4/30/85	Carbondale, Ill.	L, 5-8
4/30/85	Carbondale, Ill.	L, 3-5

OLE MISS

See "Mississippi"

ORAL ROBERTS

Overall: 9-6 // Home: 3-0 // Road: 4-5 // Neutral: 2-1 // NCAA Tournament: 0-3

Date	Location	Result
5/18/74	Tulsa, Okla.	W, 3-2
5/18/74	Tulsa, Okla.	W, 2-0
5/19/74	Tulsa, Okla.	W, 4-1
4/26/75	Carbondale, Ill.	W, 11-3
4/26/75	Carbondale, Ill.	W, 2-1
4/26/75	Carbondale, Ill.	W, 1-0
4/24/76	Tulsa, Okla.	W, 11-8
4/24/76	Tulsa, Okla.	L, 6-7
4/25/76	Tulsa, Okla.	L, 0-9
5/27/78	Tulsa, Okla. #	L, 5-8
5/28/78	Tulsa, Okla. #	L, 2-7
5/24/81	Tulsa, Okla. #	L, 2-7
3/15/96	San Antonio, Texas	L, 0-9
2/23/01	Natchitoches, La.	W, 4-2
3/5/11	Memphis, Tenn.	W, 9-2

PACE

Overall: 5-1 // Home: 0-0 // Road: 0-0 // Neutral: 5-1

Date	Location	Result
3/16/89	Neutral	W, 14-1
3/17/89	Neutral	L, 6-12
3/13/90	Neutral	W, 3-2
3/15/90	Neutral	W, 11-6
3/17/90	Neutral	W, 22-3
3/11/94	Miami, Fla.	W, 9-5

PAN AMERICAN

Overall: 1-0 // Home: 0-0 // Road: 0-0 // Neutral: 1-0

Date	Location	Result
3/22/66	Neutral	W, 7-6

PARSONS COLLEGE

Overall: 4-5 // Home: 2-4 // Road: 2-1 // Neutral: 0-0

Date	Location	Result
5/22/64	Fairfield, Iowa	W, 11-0
5/23/64	Fairfield, Iowa	W, 9-8
5/25/64	Fairfield, Iowa	L, 6-10
5/21/65	Carbondale, Ill.	W, 7-0
5/22/65	Carbondale, Ill.	W, 2-0
5/23/65	Carbondale, Ill.	L, 5-8
5/21/66	Carbondale, Ill.	L, 2-4
5/21/66	Carbondale, Ill.	L, 4-8
5/22/66	Carbondale, Ill.	L, 3-4

PENSACOLA NAVAL BASE

Overall: 2-0 // Home: 2-0 // Road: 0-0 // Neutral: 0-0

Date	Location	Result
3/23/67	Carbondale, Ill.	W, 13-7
3/24/67	Carbondale, Ill.	W, 7-4

PENN

Overall: 1-0 // Home: 0-0 // Road: 0-0 // Neutral: 1-0

Date	Location	Result
3/4/12	(N) DeLand, Fla.	W, 11-4

PENN STATE

Overall: 1-1 // Home: 0-0 // Road: 0-0 // Neutral: 1-1

Date	Location	Result
3/7/04	San Antonio, Texas	L, 7-8
3/9/04	San Antonio, Texas	W, 12-9

PEPPERDINE

Overall: 0-1 // Home: 0-0 // Road: 0-0 // Neutral: 0-1 // NCAA Tournament: 0-1

Date	Location	Result
5/23/86	Neutral #	L, 3-5

PITTSBURGH

Overall: 2-0 // Home: 0-0 // Road: 0-2 // Neutral: 0-0

Date	Location	Result
5/28/66	Pittsburgh, Penn.	W, 10-1
5/28/66	Pittsburgh, Penn.	W, 11-0

PRAIRIE VIEW A&M

Overall: 1-0 // Home: 0-0 // Road: 1-0 // Neutral: 0-0

Date	Location	Result
3/13/07	San Antonio, Texas	W, 10-4

PURDUE

Overall: 0-0 // Home: 0-0 // Road: 0-0 // Neutral: 0-0 // MVC: -- // MVC Tournament: -- // NCAA Tournament: 0-0

Date	Location	Result
3/28/61	Carbondale, Ill.	W, 8-6
3/12/88	Neutral	W, 1-0
3/5/10	Carbondale, Ill.	L, 2-18
3/6/10	Carbondale, Ill.	W, 13-12
3/7/10	Carbondale, Ill.	W, 6-2
5/3/13	West Lafayette, Ind.	L, 4-6
5/4/13	West Lafayette, Ind.	L, 3-5
5/5/13	West Lafayette, Ind.	L, 5-10
3/21/14	Carbondale, Ill.	L, 2-3
3/22/14	Carbondale, Ill.	W, 5-4
3/23/14	Carbondale, Ill.	W, 4-0

QUINCY

Overall: 8-0 // Home: 7-0 // Road: 1-0 // Neutral: 0-0

Date	Location	Result
4/3/58	Carbondale, Ill.	W, 7-3
4/1/67	Carbondale, Ill.	W, 8-0
4/28/68	Quincy, Ill.	W, 5-3
4/1/67	Carbondale, Ill.	W, 8-0
4/13/75	Carbondale, Ill.	W, 7-1
4/4/76	Carbondale, Ill.	W, 17-7

3/26/89 Carbondale, Ill. W, 11-4
 3/26/89 Carbondale, Ill. W, 9-6

RUTGERS

Overall: 12-6 // Home: 0-0 // Road: 0-0 // Neutral: 12-6

Date	Location	Result
3/16/84	Neutral	W, 9-5
3/15/85	Neutral	W, 15-7
3/14/86	Neutral	W, 17-13
3/13/87	Neutral	L, 1-8
3/18/87	Neutral	W, 3-2
3/18/88	Neutral	L, 6-7
3/17/89	Neutral	W, 5-4
3/19/89	Neutral	W, 5-4
3/16/90	Neutral	W, 9-2
3/15/91	Neutral	L, 2-3
3/16/91	Neutral	L, 7-12
3/16/92	(N) Miami, Fla.	W, 10-8
3/18/92	(N) Miami, Fla.	W, 14-13
3/15/93	(N) Miami, Fla.	W, 5-1
3/17/93	(N) Miami, Fla.	L, 8-11
3/12/94	(N) Miami, Fla.	W, 8-5
3/13/94	(N) Miami, Fla.	L, 3-8
3/13/95	(N) Miami, Fla.	W, 13-9

SAINT EDWARDS

Overall: 0-1 // Home: 0-0 // Road: 0-0 // Neutral: 0-1

Date	Location	Result
3/20/66	Neutral	L, 4-5

SAINT FRANCIS

Overall: 8-3 // Home: 8-3 // Road: 0-0 // Neutral: 0-0

Date	Location	Result
4/7/80	Carbondale, Ill.	W, 11-3
4/7/80	Carbondale, Ill.	W, 7-5 ⁽⁶⁾
4/8/85	Carbondale, Ill.	W, 9-5
4/8/85	Carbondale, Ill.	W, 7-4
4/9/85	Carbondale, Ill.	L, 0-2
4/9/85	Carbondale, Ill.	W, 6-3
3/26/88	Carbondale, Ill.	W, 2-1
3/26/88	Carbondale, Ill.	W, 8-6
3/27/88	Carbondale, Ill.	L, 0-4
3/27/88	Carbondale, Ill.	L, 6-7

SAINT JOSEPH'S COLLEGE

Overall: 3-0 // Home: 2-0 // Road: 1-0 // Neutral: 0-0

Date	Location	Result
4/10/63	Carbondale, Ill.	W, 2-1
4/10/63	Carbondale, Ill.	W, 5-2
4/15/66	Rensselaer, Ind.	W, 13-1

Saint Joseph's closed in 2017

SAINT LOUIS

Overall: 61-19 // Home: 35-9 // Road: 19-5 // Neutral: 7-5

Date	Location	Result
5/15/51	Carbondale, Ill.	L, 6-7
5/22/51	Carbondale, Ill.	L, 1-2
5/18/53	Carbondale, Ill.	L, 2-3
5/18/54	St. Louis, Mo.	W, 9-6
4/9/55	Carbondale, Ill.	W, 3-2
5/9/56	St. Louis, Mo.	W, 9-3

4/7/58	Carbondale, Ill.	W, 6-1
4/8/61	Carbondale, Ill.	W, 16-0
5/16/61	St. Louis, Mo.	W, 6-3
4/7/62	St. Louis, Mo.	L, 6-7
4/7/62	St. Louis, Mo.	L, 3-6
4/5/63	Carbondale, Ill.	L, 0-9
4/5/63	Carbondale, Ill.	W, 5-2
5/30/64	St. Louis, Mo.	W, 3-1
5/30/64	St. Louis, Mo.	W, 8-1
5/29/65	Carbondale, Ill.	W, 5-2
5/29/65	Carbondale, Ill.	W, 6-1
5/15/66	St. Louis, Mo.	W, 3-0
5/15/66	St. Louis, Mo.	L, 2-4
5/12/68	Carbondale, Ill.	W, 5-4
4/20/69	Carbondale, Ill.	W, 8-2
4/26/70	St. Louis, Mo.	W, 6-4
5/11/72	Carbondale, Ill.	W, 3-2
5/11/72	Carbondale, Ill.	W, 14-4
4/6/73	Carbondale, Ill.	W, 8-0
4/6/73	Carbondale, Ill.	W, 2-1
4/27/74	Carbondale, Ill.	W, 5-3
4/27/74	Carbondale, Ill.	W, 5-0
4/28/74	Carbondale, Ill.	W, 9-2
4/16/75	Carbondale, Ill.	W, 5-1
4/16/75	Carbondale, Ill.	W, 5-1
4/14/76	Carbondale, Ill.	W, 5-4
4/14/76	Carbondale, Ill.	W, 4-1
4/27/77	St. Louis, Mo.	W, 8-1
4/27/77	St. Louis, Mo.	W, 8-1
4/25/78	Carbondale, Ill.	W, 10-5
4/25/78	Carbondale, Ill.	W, 6-0
4/28/79	Carbondale, Ill.	W, 11-1
4/28/79	Carbondale, Ill.	W, 8-3
4/28/80	Carbondale, Ill.	W, 18-4
4/6/81	St. Louis, Mo.	W, 10-5
4/6/81	St. Louis, Mo.	W, 4-3
3/24/82	Carbondale, Ill.	W, 3-2
3/27/85	Carbondale, Ill.	W, 6-2
3/27/85	Carbondale, Ill.	W, 14-2
4/17/85	Neutral	W, 13-3
3/27/86	St. Louis, Mo.	W, 7-1
4/22/86	Carbondale, Ill.	W, 19-5
4/2/87	Carbondale, Ill.	W, 14-3
4/30/87	St. Louis, Mo.	W, 18-2
4/4/88	St. Louis, Mo.	W, 8-5
4/13/88	Carbondale, Ill.	W, 11-7
4/5/90	St. Louis, Mo.	W, 21-1
4/24/90	Carbondale, Ill.	W, 17-3
4/23/91	Carbondale, Ill.	L, 1-12
4/1/92	St. Louis, Mo.	W, 11-7
4/15/92	Carbondale, Ill.	L, 1-6
3/30/93	Carbondale, Ill.	L, 4-6
3/22/94	Carbondale, Ill.	W, 9-2
4/12/95	St. Louis, Mo.	W, 10-4
4/24/96	Neutral	L, 2-3
4/23/97	St. Louis, Mo.	W, 22-7
4/1/98	Carbondale, Ill.	W, 13-2
3/21/01	St. Louis, Mo.	L, 2-4
5/14/02	Carbondale, Ill.	L, 1-8
5/13/03	Neutral	W, 14-0
5/12/04	Neutral	W, 5-1
5/4/05	Neutral	W, 6-0
4/26/06	Neutral	W, 5-3
4/25/07	Neutral	W, 7-0
5/13/08	Neutral	W, 2-1
5/12/09	St. Louis, Mo.	L, 0-4
5/18/10	Carbondale, Ill.	W, 16-5
3/18/11	Carbondale, Ill.	L, 4-8
5/17/11	St. Louis, Mo.	W, 14-4
5/15/12	Neutral	L, 5-8
5/14/13	Sauget, Ill.	L, 0-11
5/16/17	(N)Marion, Ill.	L, 4-6
5/15/18	(N)Sauget, Ill.	L, 5-10

5/14/19 Carbondale, Ill. W, 19-8

SAINT MARY'S

Overall: 1-0 // Home: 0-0 // Road: 0-0 // Neutral: 1-0

Date	Location	Result
3/24/66	Neutral	W, 5-1

SAINT MARY'S (MINN.)

Overall: 8-0 // Home: 8-0 // Road: 0-0 // Neutral: 0-0

Date	Location	Result
3/25/87	Carbondale, Ill.	W, 16-4
3/25/87	Carbondale, Ill.	W, 8-0
3/26/87	Carbondale, Ill.	W, 10-4
3/26/87	Carbondale, Ill.	W, 7-4
3/24/88	Carbondale, Ill.	W, 10-0
3/24/88	Carbondale, Ill.	W, 12-2
3/25/88	Carbondale, Ill.	W, 10-0
3/25/88	Carbondale, Ill.	W, 21-1

SAINT XAVIER

Overall: 6-0 // Home: 6-0 // Road: 0-0 // Neutral: 0-0

Date	Location	Result
4/21/82	Carbondale, Ill.	W, 4-1
4/21/82	Carbondale, Ill.	W, 3-1
4/2/86	Carbondale, Ill.	W, 8-5
4/2/86	Carbondale, Ill.	W, 7-3
4/3/86	Carbondale, Ill.	W, 5-2
4/3/86	Carbondale, Ill.	W, 7-2

SAM HOUSTON STATE

Overall: 3-10 // Home: 0-0 // Road: 3-9 // Neutral: 0-1

Date	Location	Result
3/23/64	Huntsville, Texas	L, 2-16
3/23/64	Huntsville, Texas	L, 0-1
3/24/64	Huntsville, Texas	L, 1-13
3/24/64	Huntsville, Texas	L, 1-5
3/25/64	Huntsville, Texas	W, 9-1
3/25/64	Huntsville, Texas	L, 2-5
3/22/65	Huntsville, Texas	L, 4-9
3/22/65	Huntsville, Texas	L, 6-7
3/23/65	Huntsville, Texas	L, 3-6
3/24/65	Huntsville, Texas	L, 4-8
3/23/66	Neutral	L, 6-7
3/25/66	Huntsville, Texas	W, 5-2
3/25/66	Huntsville, Texas	W, 5-1

SAN FRANCISCO

Overall: 0-1 // Home: 0-0 // Road: 0-0 // Neutral: 0-1

Date	Location	Result
2/13/98	(N) Las Vegas, Nev.	L, 5-11

SAN DIEGO

Overall: 1-1 // Home: 0-0 // Road: 0-0 // Neutral: 1-1

Date	Location	Result
3/11/96	(N) Las Vegas, Nev.	W, 14-13
3/12/96	(N) Las Vegas, Nev.	L, 10-12

SAN DIEGO STATE

Overall: 1-1 // Home: 0-0 // Road: 0-0 // Neutral: 1-1 // NCAA Tournament: 1-1

Date	Location	Result
5/22/81	Tulsa, Okla. #	W, 4-3
5/26/90	Stanford, Calif. #	L, 3-4

SAN JOSE STATE

Overall: 0-2 // Home: 0-0 // Road: 0-2 // Neutral: 0-0 // NCAA Tournament: 0-0

Date	Location	Result
3/10/10	San Jose, Calif.	L, 6-18
3/13/10	San Jose, Calif.	L, 1-10

SANTA CLARA

Overall: 1-2 // Home: 0-0 // Road: 1-1 // Neutral: 0-1

Date	Location	Result
3/26/75	Neutral	L, 2-11
3/11/10	Santa Clara, Calif.	W, 6-5
3/14/10	Santa Clara, Calif.	L, 11-12

SEATTLE

Overall: 0-1 // Home: 0-0 // Road: 0-0 // Neutral: 0-1

Date	Location	Result
2/23/20	(N) San Diego, Calif.	L, 2-9

SETON HALL

Overall: 2-0 // Home: 0-0 // Road: 0-0 // Neutral: 2-0 // NCAA Tournament: 1-0

Date	Location	Result
6/8/74	Neutral #	W, 5-1
3/20/77	Neutral	W, 9-4

SHURTLEFF COLLEGE

Overall: 2-4 // Home: 1-4 // Road: 1-0 // Neutral: 0-0

Date	Location	Result
5/10/47	Carbondale, Ill.	L, 7-17
5/22/47	Carbondale, Ill.	L, 3-4
5/8/48	Carbondale, Ill.	L, 4-8
5/19/48	Carbondale, Ill.	W, 5-1
4/16/49	Alton, Ill.	W, 8-1
5/21/49	Carbondale, Ill.	L, 2-5

Shurtleff closed as a college in 1957

SIU EDWARDSVILLE

Overall: 29-8 // Home: 19-2 // Road: 10-5 // Neutral: 0-1

Date	Location	Result
4/20/75	Edwardsville, Ill.	L, 5-8
4/20/75	Edwardsville, Ill.	L, 1-3
4/18/76	Carbondale, Ill.	W, 8-5
4/18/76	Carbondale, Ill.	W, 13-7
4/17/77	Edwardsville, Ill.	W, 9-2
4/17/77	Edwardsville, Ill.	W, 12-3
4/16/78	Carbondale, Ill.	W, 2-1
4/16/78	Carbondale, Ill.	W, 14-3
4/15/79	Edwardsville, Ill.	W, 4-0

4/15/79	Edwardsville, Ill.	W, 12-6
5/4/80	Carbondale, Ill.	W, 10-3
5/4/80	Carbondale, Ill.	W, 6-5
5/4/82	Carbondale, Ill.	W, 3-2
5/4/82	Carbondale, Ill.	W, 6-3
5/3/83	Edwardsville, Ill.	W, 5-3
5/3/83	Edwardsville, Ill.	L, 3-4
4/10/84	Carbondale, Ill.	L, 11-12
3/29/85	Edwardsville, Ill.	W, 2-1
4/11/85	Edwardsville, Ill.	W, 7-1
4/10/86	Carbondale, Ill.	W, 11-3
4/17/86	Edwardsville, Ill.	L, 1-11
4/8/87	Carbondale, Ill.	L, 3-4
4/23/87	Edwardsville, Ill.	L, 2-4
4/27/88	Carbondale, Ill.	W, 11-4
4/5/89	Carbondale, Ill.	W, 18-5
4/17/90	Edwardsville, Ill.	W, 7-2
4/16/91	Carbondale, Ill.	W, 10-7
4/16/92	Busch Stadium	L, 2-8
4/30/10	Carbondale, Ill.	W, 7-3
5/1/10	Carbondale, Ill.	W, 4-2
5/2/10	Carbondale, Ill.	W, 8-5
3/20/18	Edwardsville, Ill.	W, 8-3
3/19/19	Carbondale, Ill.	W, 7-6
3/8/22	Carbondale, Ill.	W, 18-13
4/16/22	Carbondale, Ill.	W, 7-6
4/16/22	Carbondale, Ill.	W, 4-0 ⁽⁷⁾
5/10/22	Edwardsville, Ill.	W, 22-10

SOUTH ALABAMA

Overall: 3-5 // Home: 2-3 // Road: 1-1 // Neutral: 0-1

Date	Location	Result
3/6/83	Mobile, Ala.	L, 1-5
3/6/83	Mobile, Ala.	W, 12-4
4/17/84	Carbondale, Ill.	W, 7-1
4/17/84	Carbondale, Ill.	W, 5-4
2/27/09	(N) DeLand, Fla.	L, 2-3
3/7/14	Carbondale, Ill.	L, 3-4
3/8/14	Carbondale, Ill.	L, 1-4
3/9/14	Carbondale, Ill.	L, 4-5

SOUTH CAROLINA

Overall: 0-5 // Home: 0-0 // Road: 0-3 // Neutral: 0-2 // NCAA Tournament: 0-1

Date	Location	Result
6/15/77	Neutral #	L, 4-5
3/12/84	Neutral	L, 6-12
2/25/11	Columbia, SC.	L, 6-10
2/26/11	Columbia, SC.	L, 0-4
2/27/11	Columbia, SC.	L, 4-9

SOUTH DAKOTA STATE

Overall: 4-1 // Home: 4-1 // Road: 0-0 // Neutral: 0-0

Date	Location	Result
5/13/05	Carbondale, Ill.	W, 7-2
5/14/05	Carbondale, Ill.	W, 8-1
5/15/05	Carbondale, Ill.	W, 6-1
3/7/06	Carbondale, Ill.	W, 6-2
3/8/06	Carbondale, Ill.	L, 7-9

SOUTHEASTERN LOUISIANA

Overall: 13-6 // Home: 0-0 // Road: 13-6 // Neutral: 0-0

Date	Location	Result
3/16/49	Hammond, La.	L, 6-7
3/17/49	Hammond, La.	W, 15-9
3/??/50	Hammond, La.	W, 9-1
3/12/51	Hammond, La.	L, 1-2
3/13/51	Hammond, La.	W, 4-2
3/14/53	Hammond, La.	W, 8-4
3/18/55	Hammond, La.	L, 1-7
3/19/55	Hammond, La.	W, 10-7
3/21/60	Hammond, La.	W, 8-2
3/22/60	Hammond, La.	L, 8-16
3/23/60	Hammond, La.	W, 10-2
3/18/61	Hammond, La.	W, 7-6
3/20/61	Hammond, La.	W, 9-5
3/21/61	Hammond, La.	L, 5-13
3/20/67	Hammond, La.	W, 10-1
3/20/67	Hammond, La.	W, 4-1
3/21/67	Hammond, La.	W, 6-4
3/14/97	Hammond, La.	W, 9-4
3/15/97	Hammond, La.	L, 7-8

SOUTHEAST MISSOURI

Overall: 59-30-1 // Home: 34-13-1 // Road: 23-16 // Neutral: 1-1

Date	Location	Result
4/13/59	Cape Girardeau, Mo.	W, 7-3
5/1/59	Carbondale, Ill.	W, 12-2
4/2/60	Cape Girardeau, Mo.	W, 4-3
4/9/60	Carbondale, Ill.	L, 7-10
5/10/60	Carbondale, Ill.	W, 10-5
4/22/61	Cape Girardeau, Mo.	L, 4-5
4/22/61	Cape Girardeau, Mo.	W, 13-1
5/3/61	Carbondale, Ill.	W, 8-7
4/14/62	Cape Girardeau, Mo.	W, 18-3
4/14/62	Cape Girardeau, Mo.	W, 12-0
???	Carbondale, Ill.	W, 9-6
5/7/63	Carbondale, Ill.	W, 12-4
???	Carbondale, Ill.	W, 3-1
4/21/64	Cape Girardeau, Mo.	W, 5-3
5/5/64	Carbondale, Ill.	W, 8-5
4/30/65	Carbondale, Ill.	W, 13-8
5/7/65	Carbondale, Ill.	W, 3-0
5/4/66	Cape Girardeau, Mo.	L, 2-3
5/4/66	Cape Girardeau, Mo.	W, 3-2
4/21/76	Carbondale, Ill.	W, 6-3
4/21/76	Carbondale, Ill.	W, 4-3
4/8/81	Cape Girardeau, Mo.	W, 11-3
3/29/83	Carbondale, Ill.	W, 8-4
3/19/85	Cape Girardeau, Mo.	L, 4-9
3/19/85	Cape Girardeau, Mo.	W, 10-5
3/26/86	Carbondale, Ill.	L, 10-13
3/26/86	Carbondale, Ill.	T, 5-5
4/29/87	Carbondale, Ill.	W, 7-1
5/6/87	Cape Girardeau	L, 5-6
4/7/88	Cape Girardeau	W, 15-3
5/4/88	Carbondale, Ill.	W, 6-0
3/23/89	Cape Girardeau, Mo.	W, 12-7
3/22/90	Cape Girardeau, Mo.	W, 9-3
4/12/90	Carbondale, Ill.	W, 12-1
3/21/91	Cape Girardeau, Mo.	W, 7-4
4/11/91	Carbondale, Ill.	W, 5-4
5/6/92	Carbondale, Ill.	L, 5-6
4/16/93	Carbondale, Ill.	W, 9-8
422//93	Neutral	W, 10-3
3/24/94	Neutral	L, 2-4
4/14/94	Carbondale, Ill.	L, 9-11
3/29/95	Carbondale, Ill.	L, 2-17

4/15/97	Carbondale, Ill.	L, 4-9
2/25/98	Cape Girardeau, Mo.	W, 9-7
3/4/98	Carbondale, Ill.	L, 5-11
4/7/99	Carbondale, Ill.	W, 6-5
4/21/99	Cape Girardeau, Mo.	W, 14-11
4/5/00	Carbondale, Ill.	L, 6-8
4/19/00	Cape Girardeau, Mo.	L, 17-19
4/4/01	Carbondale, Ill.	L, 5-11
4/18/01	Cape Girardeau, Mo.	L, 1-19
4/3/02	Cape Girardeau, Mo.	L, 2-8
4/17/02	Carbondale, Ill.	W, 10-5
4/2/03	Carbondale, Ill.	L, 5-7
4/9/03	Cape Girardeau, Mo.	L, 3-4
3/23/04	Carbondale, Ill.	W, 6-5
4/21/04	Cape Girardeau, Mo.	W, 9-6
3/10/05	Cape Girardeau, Mo.	L, 3-7
4/27/05	Carbondale, Ill.	W, 7-3
4/5/06	Cape Girardeau, Mo.	L, 11-13
4/11/06	Carbondale, Ill.	W, 8-5
4/10/07	Cape Girardeau, Mo.	W, 7-2
4/18/07	Carbondale, Ill.	L, 7-9
4/8/08	Cape Girardeau, Mo.	L, 4-11
4/15/08	Carbondale, Ill.	W, 5-4
4/7/09	Carbondale, Ill.	W, 7-0
4/14/09	Cape Girardeau, Mo.	W, 4-2
4/6/10	Cape Girardeau, Mo.	W, 16-11
4/20/10	Carbondale, Ill.	L, 1-13
4/12/11	Carbondale, Ill.	L, 8-14
4/26/11	Cape Girardeau, Mo.	L, 4-11
4/10/12	Cape Girardeau, Mo.	L, 1-4
4/24/12	Carbondale, Ill.	W, 9-5
4/9/13	Cape Girardeau, Mo.	W, 25-3
4/23/13	Carbondale, Ill.	W, 3-2
4/8/14	Cape Girardeau, Mo.	L, 4-5
4/22/14	Carbondale, Ill.	W, 5-2
4/14/15	Cape Girardeau, Mo.	L, 4-7
4/21/15	Carbondale, Ill.	W, 6-2
3/2/16	Carbondale, Ill.	W, 6-5
4/11/17	Carbondale, Ill.	W, 4-2
4/25/17	Cape Girardeau, Mo.	W, 7-5
3/6/18	Cape Girardeau, Mo.	W, 5-0
4/24/18	Cape Girardeau, Mo.	W, 2-0
3/6/19	Cape Girardeau, Mo.	L, 9-11
3/13/19	Carbondale, Ill.	W, 4-1
3/11/20	Carbondale, Ill.	W, 6-4
3/24/21	Cape Girardeau, Mo.	W, 21-4
4/12/22	Cape Girardeau, Mo.	W, 3-2
4/26/22	Carbondale, Ill.	W, 7-6

SOUTHERN UNIVERSITY

Overall: 0-1 // Home: 0-0 // Road: 0-0 // Neutral: 0-1 // NCAA Tournament: 0-1

Date	Location	Result
6/6/60	(N) Sioux City, Iowa #	L, 1-3

SOUTHERN CALIFORNIA

Overall: 2-4 // Home: 0-0 // Road: 0-0 // Neutral: 2-4 // NCAA Tournament: 1-4

Date	Location	Result
6/15/68	(N) Omaha, Neb. #	L, 3-4
6/13/71	(N) Omaha, Neb. #	W, 8-3
6/17/71	(N) Omaha, Neb. #	L, 2-7
6/10/74	(N) Omaha, Neb. #	L, 3-5
6/14/74	(N) Omaha, Neb. #	L, 2-7
2/22/20	(N) San Diego, Calif.	W, 3-1

SOUTHERN INDIANA

Overall: 1-1 // Home: 1-1 // Road: 0-0 // Neutral: 0-0

Date	Location	Result
4/18/89	Carbondale, Ill.	W, 6-1
4/18/89	Carbondale, Ill.	L, 2-6

SOUTHERN METHODIST

Overall: 1-0 // Home: 0-0 // Road: 0-0 // Neutral: 1-0

Date	Location	Result
3/28/75	Neutral	W, 15-7

SOUTHERN MISSISSIPPI

Overall: 0-4 // Home: 0-0 // Road: 0-4 // Neutral: 0-0

Date	Location	Result
3/7/97	Hattiesburg, Miss.	L, 4-5
3/9/97	Hattiesburg, Miss.	L, 1-2
3/9/97	Hattiesburg, Miss.	L, 11-14
2/16/07	Hattiesburg, Miss.	L, 0-9

SOUTH FLORIDA

Overall: 2-4 // Home: 0-0 // Road: 2-4 // Neutral: 0-0

Date	Location	Result
2/11/00	Tampa, Fla.	L, 1-6
2/12/99	Tampa, Fla.	L, 6-10
2/13/99	Tampa, Fla.	W, 3-2
2/21/03	Tampa, Fla.	L, 1-9
2/22/03	Tampa, Fla.	W, 4-3
2/23/03	Tampa, Fla.	L, 8-11

STANFORD

Overall: 0-1 // Home: 0-0 // Road: 0-0 // Neutral: 0-1 // NCAA Tournament: 0-1

Date	Location	Result
3/26/75	Neutral #	L, 1-5

ST. JOHN'S

Overall: 2-4-1 // Home: 1-1-1 // Road: 0-3 // Neutral: 0-0 // NCAA Tournament: 1-0

Date	Location	Result
6/14/68	Neutral #	W, 15-0
5/14/15	Jamaica, NY	L, 2-9
5/15/15	Jamaica, NY	L, 5-8
5/16/15	Jamaica, NY	L, 3-4
3/11/16	Carbondale, Ill.	W, 6-3
3/12/16	Carbondale, Ill.	L, 1-4
3/13/16	Carbondale, Ill.	T, 2-2

STETSON

Overall: 9-8 // Home: 0-0 // Road: 9-8 // Neutral: 0-0

Date	Location	Result
2/23/96	DeLand, Fla.	L, 1-7
2/24/96	DeLand, Fla.	L, 10-2
2/25/96	DeLand, Fla.	W, 7-6

2/19/99	DeLand, Fla.	L, 7-8
2/20/99	DeLand, Fla.	W, 10-7
2/21/99	DeLand, Fla.	W, 14-6
2/11/05	DeLand, Fla.	L, 2-9
2/12/05	DeLand, Fla.	L, 9-10
2/13/05	DeLand, Fla.	W, 11-3
2/9/07	DeLand, Fla.	L, 4-5
2/10/07	DeLand, Fla.	W, 6-1
2/11/07	DeLand, Fla.	L, 0-3
2/28/09	DeLand, Fla.	L, 5-10
3/2/12	DeLand, Fla.	W, 11-8
2/17/17	DeLand, Fla.	W, 7-6
2/18/17	DeLand, Fla.	W, 7-0
2/19/17	DeLand, Fla.	W, 8-4

ST. THOMAS (FLA.)

Overall: 5-0 // Home: 0-0 // Road: 5-0 // Neutral: 0-0

Date	Location	Result
3/16/73	Miami Gardens, Fla.	W, 10-2
3/16/73	Miami Gardens, Fla.	W, 12-1
3/20/74	Miami Gardens, Fla.	W, 11-0
3/20/74	Miami Gardens, Fla.	W, 18-3
3/21/74	Miami Gardens, Fla.	W, 14-1

SUL ROSS

Overall: 2-1 // Home: 0-0 // Road: 1-0 // Neutral: 1-1 // NCAA Tournament: 2-0

Date	Location	Result
6/?/59	Alpine, Texas #	W, 5-0
3/21/66	Neutral	L, 4-5
6/14/68	Neutral #	W, 15-0

TAYLOR

Overall: 3-0 // Home: 3-0 // Road: 0-0 // Neutral: 0-0

Date	Location	Result
4/15/54	Carbondale, Ill.	W, 11-3
4/5/55	Carbondale, Ill.	W, 13-0
4/6/55	Carbondale, Ill.	W, 15-4

TCU

Overall: 0-3 // Home: 0-0 // Road: 0-3 // Neutral: 0-0

Date	Location	Result
2/13/15	Fort Worth, Texas	L, 0-5
2/14/15	Fort Worth, Texas	L, 4-16
2/15/15	Fort Worth, Texas	L, 0-11

TEMPLE

Overall: 2-0 // Home: 0-0 // Road: 0-0 // Neutral: 2-0 // NCAA Tournament: 1-0

Date	Location	Result
6/10/77	Neutral #	W, 10-5
3/10/00	(N) Fresno, Calif.	W, 6-3

TENNESSEE TECH

Overall: 6-3 // Home: 5-0 // Road: 0-3 // Neutral: 1-0

Date	Location	Result
4/2/67	Carbondale, Ill.	W, 8-1
4/2/67	Carbondale, Ill.	W, 6-0 ⁽⁵⁾
4/22/17	Carbondale, Ill.	W, 6-4

4/22/17	Carbondale, Ill.	W, 10-9
4/23/17	Carbondale, Ill.	W, 13-8
4/20/18	Cookeville, Tenn.	L, 0-4
4/21/18	Cookeville, Tenn.	L, 4-11
4/21/18	Cookeville, Tenn.	L, 5-18
2/20/21	(N) Jacksonville, Ala.	W, 4-3

TEXAS

Overall: 0-2 // Home: 0-0 // Road: 0-2 // Neutral: 0-0 // NCAA Tournament: 0-1

Date	Location	Result
5/22/86	Austin, Texas #	L, 7-21
3/10/98	Austin, Texas	L, 6-21

TEXAS A&M

Overall: 2-2 // Home: 0-0 // Road: 0-0 // Neutral: 2-2 // NCAA Tournament: 1-0

Date	Location	Result
5/28/77	Neutral #	W, 4-1
3/12/79	Neutral	W, 4-0
3/15/79	Neutral	L, 3-4
3/16/83	Neutral	L, 8-11

TEXAS A&M CC

Overall: 1-0 // Home: 0-0 // Road: 0-0 // Neutral: 1-0

Date	Location	Result
2/19/06	Huntsville, Texas	W, 12-2

TEXAS EL PASO

Overall: 1-1 // Home: 0-0 // Road: 1-1 // Neutral: 0-0

Date	Location	Result
3/19/69	El Paso, Tex.	L, 1-2
3/20/69	El Paso, Tex.	W, 9-7

TEXAS LUTHERAN

Overall: 0-1 // Home: 0-0 // Road: 0-0 // Neutral: 0-1

Date	Location	Result
3/24/66	Neutral	L, 4-5 ⁽¹¹⁾

TEXAS PAN-AMERICAN

Overall: 2-0 // Home: 0-0 // Road: 0-0 // Neutral: 2-0 // NCAA Tournament: 2-0

Date	Location	Result
6/12/71	Neutral #	W, 5-4
6/15/71	Neutral #	W, 8-6

TEXAS-SAN ANTONIO

Overall: 0-1 // Home: 0-0 // Road: 0-1 // Neutral: 0-0

Date	Location	Result
3/8/04	San Antonio, Texas	L, 0-5

TEXAS STATE

Overall: 1-0 // Home: 0-0 // Road: 0-0 // Neutral: 1-0

Date	Location	Result
3/8/98	Neutral	W, 3-2

TEXAS TECH

Overall: 0-3 // Home: 0-0 // Road: 0-3 // Neutral: 0-0

Date	Location	Result
2/21/97	Lubbock, Texas	L, 5-8
2/22/97	Lubbock, Texas	L, 1-8
2/22/97	Lubbock, Texas	L, 4-9

TOLEDO

Overall: 0-2 // Home: 0-0 // Road: 0-0 // Neutral: 0-2

Date	Location	Result
3/17/17	Champaign, Ill. (N)	L, 7-8
3/18/17	Champaign, Ill. (N)	L, 2-10

TRINITY

Overall: 0-1 // Home: 0-0 // Road: 0-0 // Neutral: 0-1

Date	Location	Result
3/23/66	Neutral	L, 0-2

TROY

Overall: 0-2 // Home: 0-0 // Road: 0-0 // Neutral: 0-2

Date	Location	Result
2/21/09	(N) Myrtle Beach, S.C.	L, 2-8
2/22/09	(N) Myrtle Beach, S.C.	L, 3-10

TULANE

Overall: 3-0 // Home: 0-0 // Road: 3-0 // Neutral: 0-0

Date	Location	Result
3/17/67	New Orleans, La.	W, 3-1
3/18/67	New Orleans, La.	W, 9-5
3/24/73	New Orleans, La.	W, 6-0

TULSA

Overall: 12-5 // Home: 6-0 // Road: 4-4 // Neutral: 2-1 // MVC: -- // MVC Tournament: -- // NCAA Tournament: 2-2

Date	Location	Result
5/8/63	Carbondale, Ill.	W, 6-1
5/2/64	Tulsa, Okla.	W, 4-1
5/2/64	Tulsa, Okla.	W, 6-1
5/10/65	Carbondale, Ill.	W, 13-1
5/10/65	Carbondale, Ill.	W, 7-1
4/9/66	Tulsa, Okla.	W, 6-2
4/9/66	Tulsa, Okla.	W, 4-0
4/10/70	Tulsa, Okla.	L, 1-2
4/11/70	Tulsa, Okla.	L, 1-10
4/9/71	Carbondale, Ill.	W, 9-2
4/10/71	Carbondale, Ill.	W, 9-1
4/10/71	Carbondale, Ill.	W, 5-4
6/14/71	Neutral #	L, 4-9
5/18/75	Tulsa, Okla. #	L, 4-6
5/19/75	Tulsa, Okla. #	L, 10-11
5/22/77	Neutral #	W, 6-0
5/20/78	Neutral #	W, 8-1

UCLA

Overall: 0-1 // Home: 0-0 // Road: 0-0 // Neutral: 0-1

Date	Location	Result
3/26/71	Neutral	L, 5-6

UC RIVERSIDE

Overall: 0-1 // Home: 0-0 // Road: 0-1 // Neutral: 0-0

Date	Location	Result
3/26/75	Riverside, Calif.	L, 4-7

UNC ASHEVILLE

Overall: 0-2 // Home: 0-0 // Road: 0-0 // Neutral: 0-2

Date	Location	Result
3/6/00	(N) Fresno, Calif.	L, 4-10
3/11/00	(N) Fresno, Calif.	L, 4-11

UNION

Overall: 1-0 // Home: 0-0 // Road: 0-0 // Neutral: 0-0 // MVC: -- // MVC Tournament: -- // NCAA Tournament: 0-0

Date	Location	Result
???	Jackson, Tenn.	W, 7-2
???	Division II???	

UNLV

Overall: 1-5 // Home: 0-0 // Road: 1-5 // Neutral: 0-0

Date	Location	Result
3/21/71	Las Vegas, Nev.	W, 2-1
3/9/96	Las Vegas, Nev.	L, 2-4
3/10/96	Las Vegas, Nev.	L, 10-15
3/11/96	Las Vegas, Nev.	L, 10-27
2/14/98	Las Vegas, Nev.	L, 8-18
2/15/98	Las Vegas, Nev.	L, 8-15

USC

See "Southern California" or "South Carolina"

UT MARTIN

Overall: 33-11 // Home: 11-2 // Road: 12-7 // Neutral: 10-2

Date	Location	Result
5/20/67	Carbondale, Ill.	W, 3-0
5/20/67	Carbondale, Ill.	W, 8-2
5/17/68	Martin, Tenn.	W, 3-0
4/29/69	Carbondale, Ill.	W, 19-4
5/6/70	Martin, Tenn.	W, 4-1
3/7/93	Carbondale, Ill.	W, 3-1
3/10/95	Martin, Tenn.	L, 2-10
3/11/95	Martin, Tenn.	W, 11-7
2/20/00	Martin, Tenn.	W, 3-0
2/20/00	Martin, Tenn.	W, 9-5
4/11/00	Neutral	W, 12-6
5/12/01	Neutral	W, 7-3
5/12/01	Neutral	W, 2-0
5/13/01	Neutral	L, 2-4
3/6/02	Martin, Tenn.	W, 12-10
5/4/02	Neutral	L, 6-8
5/4/02	Neutral	W, 11-7
3/29/05	Neutral	W, 4-3
4/19/05	Matrin, Tenn.	W, 12-7

3/29/06	Neutral	W, 7-1	5/12/19	Valparaiso, Ind.	L, 1-4
4/4/06	Martin, Tenn.	L, 4-5	4/23/21	Valparaiso, Ind.	L, 6-7
2/28/07	Martin, Tenn.	W, 12-5	4/23/21	Valparaiso, Ind.	L, 3-4 (7)
3/28/07	Neutral	W, 13-8	4/24/21	Valparaiso, Ind.	W, 10-4
2/28/08	Martin, Tenn.	W, 10-6	4/25/21	Valparaiso, Ind.	L, 2-4
3/26/08	Neutral	W, 6-3	5/28/21	Carbondale, Ill. &	W, 11-5
2/24/09	Martin, Tenn.	L, 5-6	4/29/22	Carbondale, Ill.	W, 4-0
3/03/09	Neutral	W, 5-4	4/30/22	Carbondale, Ill.	W, 15-12
3/23/10	Martin, Tenn.	W, 20-3	5/1/22	Carbondale, Ill.	L, 10-11
3/30/10	Neutral	W, 15-3			
2/22/11	Martin, Tenn.	L, 1-5			
4/19/11	Carbondale, Ill.	L, 3-5			
2/21/12	Martin, Tenn.	L, 9-4			
4/18/12	Carbondale, Ill.	W, 10-3			
2/19/13	Martin, Tenn.	W, 8-4			
4/16/13	Carbondale, Ill.	W, 7-6			
2/25/14	Martin, Tenn.	W, 6-2			
4/15/14	Carbondale, Ill.	W, 16-5			
3/17/15	Martin, Tenn.	L, 7-8			
4/22/15	Carbondale, Ill.	L, 9-11			
3/5/21	Carbondale, Ill.	W, 14-7			
3/6/21	Carbondale, Ill.	W, 8-4			
3/7/21	Carbondale, Ill.	W, 8-3			
3/15/22	Martin, Tenn.	L, 2-5			
3/29/22	Carbondale, Ill.	W, 14-2(7)			

UT RIO GRAND VALLEY

Overall: 1-0 // Home: 0-0 // Road: 0-0 // Neutral: 1-0

Date	Location	Result
3/14/08	San Antonio, Texas	W, 16-8

UT SAN ANTONIO

Overall: 0-1 // Home: 0-0 // Road: 0-1 // Neutral: 0-0

Date	Location	Result
3/9/98	San Antonio, Texas	L, 6-7

UW MILWAUKEE

Overall: 5-1 // Home: 5-1 // Road: 0-0 // Neutral: 0-0

Date	Location	Result
5/15/04	Carbondale, Ill.	L, 2-8
5/15/04	Carbondale, Ill.	W, 5-4
5/16/04	Carbondale, Ill.	W, 9-8
4/4/08	Carbondale, Ill.	W, 10-9
4/5/08	Carbondale, Ill.	W, 5-4
4/6/08	Carbondale, Ill.	W, 5-2

VALPARAISO

Overall: 7-10 // Home: 6-3 // Road: 1-6 // Neutral: 0-1 // MVC: 3-7 // MVC Tournament: 1-0 // NCAA Tournament: 0-1

Date	Location	Result
6/3/66	(N)Columbus, Ohio #L	3-4(11)
4/7/07	Carbondale, Ill.	L, 5-6
4/8/07	Carbondale, Ill.	W, 7-0

Valparaiso joined the Missouri Valley Conference for the 2017-18 academic year. They replaced Wichita State, who went to the American Athletic Conference.

4/6/18	Carbondale, Ill.	W, 6-2
4/7/18	Carbondale, Ill.	L, 2-6
4/8/18	Carbondale, Ill.	W, 8-0
5/10/19	Valparaiso, Ind.	L, 4-5
5/11/19	Valparaiso, Ind.	L, 1-7

WASHINGTON STATE

Overall: 0-1 // Home: 0-0 // Road: 0-0 // Neutral: 0-1

Date	Location	Result
3/28/75	Neutral	L, 0-15

WAKE FOREST

Overall: 2-2 // Home: 0-0 // Road: 0-2 // Neutral: 2-0

Date	Location	Result
3/27/63	Winston Salem, N.C.	L, 5-7
3/27/63	Winston Salem, N.C.	L, 0-5
3/29/68	Neutral	W, 4-2
3/30/68	Neutral	W, 7-0

WEST CHESTER STATE

Overall: 2-1 // Home: 0-0 // Road: 0-0 // Neutral: 2-1

Date	Location	Result
3/22/78	Neutral	L, 5-9
3/25/78	Neutral	W, 12-1
3/14/87	Neutral	W, 13-6

WESTERN ILLINOIS

Overall: 44-10 // Home: 31-6 // Road: 13-4 // Neutral: 0-0 // NCAA Tournament: 0-1

Date	Location	Result
4/16/48	Carbondale, Ill.	L, 6-10
4/17/48	Carbondale, Ill.	L, 9-13
4/19/49	Carbondale, Ill.	W, 9-8
4/19/49	Carbondale, Ill.	L, 2-6
5/6/50	Macomb, Ill.	W, 8-2
5/6/50	Macomb, Ill.	W, 3-2
4/20/51	Macomb, Ill.	L, 2-4
5/22/53	Carbondale, Ill.	W, 3-2
5/22/53	Carbondale, Ill.	W, 6-1
5/19/54	Macomb, Ill.	W, 9-2
5/19/54	Macomb, Ill.	W, 7-3
5/5/56	Macomb, Ill.	W, 5-3
5/5/56	Macomb, Ill.	W, 7-3
4/26/57	Carbondale, Ill.	L, 2-4
4/26/57	Carbondale, Ill.	W, 3-2
4/18/58	Macomb, Ill.	W, 7-6(10)
4/19/58	Macomb, Ill.	W, 11-0
4/19/58	Macomb, Ill.	W, 4-0(6)
4/10/59	Carbondale, Ill.	W, 13-1
4/11/59	Carbondale, Ill.	L, 5-7
4/11/59	Carbondale, Ill.	W, 10-3
5/27/60	Macomb, Ill.	W, 7-3
5/28/60	Macomb, Ill.	L, 4-5
5/28/60	Macomb, Ill.	L, 1-2
5/19/61	Carbondale, Ill.	W, 10-5
5/20/61	Carbondale, Ill.	W, 7-5
5/20/61	Carbondale, Ill.	W, 18-3
5/11/62	Macomb, Ill.	W, 9-1
5/12/62	Macomb, Ill.	W, 7-2
5/12/62	Macomb, Ill.	L, 4-7
6/4/65	Carbondale, Ill. #	L, 3-6(10)
4/16/67	Carbondale, Ill.	W, 5-0
4/27/75	Carbondale, Ill.	W, 9-2
3/3/96	Carbondale, Ill.	W, 8-2
3/4/98	Carbondale, Ill.	W, 19-10
3/6/99	Carbondale, Ill.	W, 5-1
3/6/99	Carbondale, Ill.	W, 9-8
3/7/99	Carbondale, Ill.	W, 6-5
2/27/00	Carbondale, Ill.	W, 5-1
2/27/00	Carbondale, Ill.	W, 8-5

3/3/01	Carbondale, Ill.	W, 7-6
3/3/01	Carbondale, Ill.	W, 7-4
2/21/14	Macomb, Ill.	W, 10-3
2/26/16	Carbondale, Ill.	W, 4-1
2/27/16	Carbondale, Ill.	W, 9-0
2/28/16	Carbondale, Ill.	W, 9-0
3/3/17	Carbondale, Ill.	W, 8-6
3/4/17	Carbondale, Ill.	W, 12-2
3/5/17	Carbondale, Ill.	W, 3-2
3/1/19	Carbondale, Ill.	W, 8-1
3/1/19	Carbondale, Ill.	W, 6-1
3/2/19	Carbondale, Ill.	W, 16-1
3/2/21	Carbondale, Ill.	W, 9-1
3/1/22	Carbondale, Ill.	W, 14-5

WESTERN KENTUCKY

Overall: 26-15 // Home: 13-3 // Road: 13-12 // Neutral: 0-0

Date	Location	Result
4/28/67	Bowling Green, Ky.	L, 0-1(10)
4/29/67	Bowling Green, Ky.	W, 8-1
4/29/67	Bowling Green, Ky.	W, 2-1
4/27/68	Carbondale, Ill.	W, 4-0
4/27/68	Carbondale, Ill.	W, 11-2
4/18/68	Carbondale, Ill.	W, 7-2
4/25/69	Bowling Green, Ky.	W, 10-3
4/26/69	Bowling Green, Ky.	W, 6-2
4/26/69	Bowling Green, Ky.	L, 0-1
4/25/70	Carbondale, Ill.	W, 11-4
4/26/70	Carbondale, Ill.	L, 8-9
4/30/71	Bowling Green, Ky.	W, 7-4
5/1/71	Bowling Green, Ky.	W, 5-3
5/1/71	Bowling Green, Ky.	L, 7-8
4/30/72	Carbondale, Ill.	W, 8-3
4/30/72	Carbondale, Ill.	W, 4-0
4/24/74	Carbondale, Ill.	W, 8-1
4/24/74	Carbondale, Ill.	W, 8-4
4/22/75	Carbondale, Ill.	W, 6-1
4/22/75	Carbondale, Ill.	W, 5-4
4/20/76	Bowling Green, Ky.	W, 5-3
4/20/76	Bowling Green, Ky.	W, 5-2
4/19/77	Carbondale, Ill.	W, 7-0
4/27/78	Bowling Green, Ky.	W, 7-6
4/27/78	Bowling Green, Ky.	W, 10-7
5/13/89	Bowling Green, Ky.	L, 2-3
5/13/89	Bowling Green, Ky.	L, 2-6
5/14/89	Bowling Green, Ky.	L, 2-8
5/13/90	Carbondale, Ill.	L, 4-7
5/13/90	Carbondale, Ill.	W, 7-4
2/24/12	Bowling Green, Ky.	L, 9-10
2/25/12	Bowling Green, Ky.	W, 10-3
2/26/12	Bowling Green, Ky.	W, 8-3
3/3/13	Carbondale, Ill.	W, 6-1
3/4/13	Carbondale, Ill.	L, 4-6
2/15/14	Bowling Green, Ky.	W, 3-2
2/16/14	Bowling Green, Ky.	L, 4-6
2/16/14	Bowling Green, Ky.	L, 1-6
2/28/15	Bowling Green, Ky.	L, 1-9
2/28/15	Bowling Green, Ky.	L, 6-8
3/1/15	Bowling Green, Ky.	L, 6-11

WESTERN MICHIGAN

Overall: 8-7 // Home: 7-4 // Road: 0-0 // Neutral: 1-3 // NCAA Tournament: 1-1

Date	Location	Result
6/2/66	(N)Columbus, Ohio	L, 4-18
5/25/67	Carbondale, Ill. #	W, 2-1
5/28/67	Carbondale, Ill. #	L, 0-1(10)
3/18/05	Carbondale, Ill.	W, 8-1
3/19/05	Carbondale, Ill.	L, 2-6

3/20/05	Carbondale, Ill.	L, 1-2
3/16/07	Carbondale, Ill.	W, 6-3
3/17/07	Carbondale, Ill.	W, 13-3
3/18/07	Carbondale, Ill.	W, 5-1
2/22/08	(N) Cordova, Tenn.	L, 5-11
2/23/08	(N) Cordova, Tenn.	W, 7-6
2/23/08	(N) Cordova, Tenn.	L, 4-5
3/10/22	Carbondale, Ill.	L, 8-11
3/13/22	Carbondale, Ill.	W, 7-0 ⁽⁷⁾
3/13/22	Carbondale, Ill.	W, 12-2 ⁽⁸⁾

WESTERN WASHINGTON

Overall: 0-1 // Home: 0-0 // Road: 0-0 // Neutral: 0-1 // NCAA Tournament: 1-0

Date	Location	Result
6/2/59	(N) Alpine, Texas #	L, 2-3 ⁽¹⁰⁾

WHEATON

Overall: 2-0 // Home: 2-0 // Road: 0-0 // Neutral: 0-0

Date	Location	Result
4/18/55	Carbondale, Ill.	W, 7-6
4/7/60	Carbondale, Ill.	W, 7-1

WICHITA STATE

Overall: 38-107 // Home: 16-42 // Road: 19-57 // Neutral: 3-8 // MVC: -- // MVC Tournament: 5-23 // NCAA Tournament: 2-0

Date	Location	Result
5/21/78	Neutral #	W, 10-8
5/20/79	Wichita, Ks. #	W, 18-3 ⁽⁵⁾
5/20/80	Wichita, Kan. &	L, 1-12
5/15/81	Wichita, Kan. &	L, 4-23
5/18/81	Wichita, Kan. &	W, 5-3
5/19/81	Wichita, Kan. &	W, 3-0
5/14/82	Terre Haute, Ind. &	L, 6-9
5/16/82	Terre Haute, Ind. &	L, 8-12
5/13/83	Wichita, Kan. &	L, 6-9
5/15/83	Wichita, Kan. &	W, 8-7
5/12/84	Carbondale, Ill. &	L, 1-3
4/20/85	Carbondale, Ill.	L, 0-4
4/20/85	Carbondale, Ill.	W, 2-1
4/21/85	Carbondale, Ill.	L, 0-4
4/21/85	Carbondale, Ill.	W, 5-2
4/19/86	Wichita, Kan.	W, 2-1
4/19/86	Wichita, Kan.	L, 5-9
4/20/86	Wichita, Kan.	L, 5-6
4/20/86	Wichita, Kan.	L, 1-2
5/17/86	Carbondale, Ill. &	W, 7-3
4/17/87	Carbondale, Ill.	L, 8-11
4/17/87	Carbondale, Ill.	W, 5-1
4/18/87	Carbondale, Ill.	W, 3-2
4/18/87	Carbondale, Ill.	L, 6-13
5/15/87	Wichita, Kan. &	L, 4-6
4/30/88	Wichita, Kan.	L, 3-6
4/30/88	Wichita, Kan.	L, 4-5
5/1/88	Wichita, Kan.	L, 5-7
5/1/88	Wichita, Kan.	L, 7-13
4/28/89	Carbondale, Ill.	L, 4-12
4/28/89	Carbondale, Ill.	W, 4-1
4/29/89	Carbondale, Ill.	L, 2-5
4/29/89	Carbondale, Ill.	L, 4-6
5/19/89	Wichita, Kan. &	L, 3-16
5/20/89	Wichita, Kan. &	L, 3-5
4/20/90	Wichita, Kan.	W, 4-3
4/21/90	Wichita, Kan.	W, 1-0
4/21/90	Wichita, Kan.	L, 1-5
4/22/90	Wichita, Kan.	L, 4-6

4/19/91	Carbondale, Ill.	L, 3-14
4/20/91	Carbondale, Ill.	L, 1-5
4/20/91	Carbondale, Ill.	W, 4-2
4/21/91	Carbondale, Ill.	L, 5-7
5/1/92	Wichita, Kan.	L, 4-8
5/2/92	Wichita, Kan.	L, 3-5
5/3/92	Wichita, Kan.	L, 2-13
5/1/93	Carbondale, Ill.	L, 0-7
5/1/93	Carbondale, Ill.	L, 1-10
4/16/94	Wichita, Kan.	L, 1-10
4/16/94	Wichita, Kan.	L, 1-11
4/17/94	Wichita, Kan.	L, 6-8
5/5/95	Carbondale, Ill.	L, 2-12
5/6/95	Carbondale, Ill.	L, 5-6
5/6/95	Carbondale, Ill.	L, 3-7
5/7/95	Carbondale, Ill.	L, 3-16
4/19/96	Wichita, Kan.	W, 10-9
4/20/96	Wichita, Kan.	L, 2-7
4/20/96	Wichita, Kan.	L, 4-6
4/21/96	Wichita, Kan.	L, 5-8
5/16/96	Wichita, Kan. &	L, 7-15
4/18/97	Carbondale, Ill.	L, 4-6
4/19/97	Carbondale, Ill.	W, 4-3
4/19/97	Carbondale, Ill.	L, 8-11
4/20/97	Carbondale, Ill.	L, 1-5
5/18/97	Wichita, Kan. &	L, 8-17
4/3/98	Wichita, Kan.	L, 3-7
4/4/98	Wichita, Kan.	L, 5-6
4/4/98	Wichita, Kan.	L, 1-4
4/5/98	Wichita, Kan.	L, 1-11
4/16/99	Carbondale, Ill.	L, 2-5
4/17/99	Carbondale, Ill.	L, 1-11
4/17/99	Carbondale, Ill.	L, 2-6
4/18/99	Carbondale, Ill.	L, 2-5
3/18/00	Wichita, Kan.	L, 3-9
3/18/00	Wichita, Kan.	L, 4-11
3/19/00	Wichita, Kan.	W, 5-2
3/19/00	Wichita, Kan.	L, 4-11
5/17/00	Wichita, Kan. &	L, 4-6
3/16/01	Carbondale, Ill.	L, 4-9
3/17/01	Carbondale, Ill.	L, 1-5
3/17/01	Carbondale, Ill.	W, 9-5
3/18/01	Carbondale, Ill.	L, 9-21
5/17/02	Wichita, Kan.	L, 6-10
5/18/02	Wichita, Kan.	L, 1-6
5/18/02	Wichita, Kan.	W, 2-1
5/19/02	Wichita, Kan.	W, 4-3
5/23/02	Wichita, Kan. &	L, 1-17
5/9/03	Carbondale, Ill.	L, 3-5
5/10/03	Carbondale, Ill.	W, 4-3
5/10/03	Carbondale, Ill.	L, 6-11
5/11/03	Carbondale, Ill.	L, 4-14
5/22/03	Wichita, Kan. &	W, 6-4
5/24/03	Wichita, Kan. &	L, 1-2
5/24/03	Wichita, Kan. &	L, 0-3
4/16/04	Wichita, Kan.	L, 1-9
4/17/04	Wichita, Kan.	L, 2-15
4/17/04	Wichita, Kan.	L, 1-5
4/18/04	Wichita, Kan.	W, 6-5
5/29/04	Springfield, Mo. &	L, 1-5
5/29/04	Springfield, Mo. &	L, 3-11
5/6/05	Carbondale, Ill.	L, 0-4
5/6/05	Carbondale, Ill.	W, 5-1
5/8/05	Carbondale, Ill.	W, 4-1
5/26/05	Wichita, Kan. &	L, 0-9
3/24/06	Wichita, Kan.	W, 4-2
3/25/06	Wichita, Kan.	W, 5-1
3/26/06	Wichita, Kan.	L, 3-4
4/14/07	Carbondale, Ill.	L, 7-10
4/15/07	Carbondale, Ill.	L, 4-8
4/15/07	Carbondale, Ill.	L, 9-19
5/24/07	Springfield, Mo. &	L, 2-4
4/18/08	Wichita, Kan.	L, 0-10
4/19/08	Wichita, Kan.	W, 3-0

4/20/08	Wichita, Kan.	L, 3-8
5/22/08	Wichita, Kan. &	L, 0-12
4/9/10	Wichita, Kan.	L, 2-9
4/10/10	Wichita, Kan.	L, 1-9
4/11/10	Wichita, Kan.	W, 9-5
4/29/11	Carbondale, Ill.	L, 6-9
4/30/11	Carbondale, Ill.	W, 4-3
4/30/11	Carbondale, Ill.	L, 5-11
3/30/12	Wichita, Kan.	L, 3-4
3/31/12	Wichita, Kan.	W, 10-3
4/1/12	Wichita, Kan.	L, 7-10
5/22/12	Springfield, Mo.	W, 6-3
4/26/13	Carbondale, Ill.	W, 5-4
4/27/13	Carbondale, Ill.	L, 4-8
4/28/13	Carbondale, Ill.	L, 2-5
5/21/13	Normal, Ill. &	W, 5-1
5/23/13	Normal, Ill. &	L, 0-15
4/18/14	Wichita, Kan.	L, 0-10
4/19/14	Wichita, Kan.	L, 3-4
4/20/14	Wichita, Kan.	L, 1-11
5/22/14	Terre Haute, Ind. &	L, 1-2
3/20/15	Carbondale, Ill.	L, 2-3
3/21/15	Carbondale, Ill.	L, 6-20
3/22/15	Carbondale, Ill.	L, 3-13
5/22/15	Wichita, Kan. &	L, 1-15
4/29/16	Carbondale, Ill.	L, 0-8
4/30/16	Carbondale, Ill.	W, 8-5
5/1/16	Carbondale, Ill.	W, 4-1
4/7/17	Wichita, Kan.	L, 0-7
4/8/17	Wichita, Kan.	W, 11-8
4/9/17	Wichita, Kan.	L, 7-17 ⁽⁷⁾
5/24/17	(N)Springfield, Mo. &	L, 1-3 ⁽¹⁰⁾

WILLIAM PATTERSON

Overall: 1-0 // Home: 0-0 // Road: 0-0 // Neutral: 1-0

Date	Location	Result
3/17/87	Neutral	W, 17-4

WINONA STATE

Overall: 5-0 // Home: 5-0 // Road: 0-0 // Neutral: 0-0

Date	Location	Result
3/29/67	Carbondale, Ill.	W, 8-2
3/30/67	Carbondale, Ill.	W, 3-2 ⁽¹⁰⁾
3/31/67	Carbondale, Ill.	W, 4-2
4/1/75	Carbondale, Ill.	W, 2-0
4/1/75	Carbondale, Ill.	W, 8-0

WISCONSIN

Overall: 6-1 // Home: 6-1 // Road: 0-0 // Neutral: 0-0

Date	Location	Result
4/17/73	Carbondale, Ill.	W, 7-3
3/19/86	Carbondale, Ill.	W, 10-8
3/19/86	Carbondale, Ill.	W, 15-5
3/20/86	Carbondale, Ill.	L, 2-9
3/28/87	Carbondale, Ill.	W, 3-2
3/28/87	Carbondale, Ill.	W, 6-2
3/29/87	Carbondale, Ill.	W, 3-1

WISCONSIN STEVENS POINT

Overall: 2-0 // Home: 2-0 // Road: 0-0 // Neutral: 0-0

Date	Location	Result
4/10/68	Carbondale, Ill.	W, 12-2
4/11/68	Carbondale, Ill.	W, 14-3

WRIGHT STATE

Overall: 0-1 // Home: 0-0 // Road: 0-1 // Neutral: 0-0

Date	Location	Result
5/5/91	Dayton, Ohio	L, 1-2

WYOMING

Overall: 4-1-1 // Home: 0-0 // Road: 2-1 // Neutral: 2-0-1

Date	Location	Result
5/3/68	Laramie, Wy.	W, 8-5
5/4/68	Laramie, Wy.	W, 2-1
5/4/68	Laramie, Wy.	L, 3-9
3/23/69	Neutral	T, 6-6
3/24/69	Neutral	W, 8-0
3/25/69	Neutral	W, 5-0


YOUNGSTOWN STATE

Overall: 3-0 // Home: 2-0 // Road: 0-0 // Neutral: 1-0

Date	Location	Result
6/4/64	(N) Jackson, Tenn.	W, 11-5
3/10/07	Carbondale, Ill.	W, 6-4
3/11/07	Carbondale, Ill.	W, 8-6

NCAA Tournament & MVC Tournament

SALUKIS IN THE POSTSEASON



Since joining the Division I ranks in 1966, Southern Illinois University has been one of the more successful and most frequent participants in the NCAA postseason tournament.

The Salukis have made five trips to the College World Series in Omaha, Neb. The 1968 team, coached by Joe Lutz, and the 1971 team, coached by Richard "Itchy" Jones, both finished as national runners-up. SIU lost both those series to Southern California.

Jones led SIU to the CWS three times in six years. He had the Salukis back in the CWS in 1974 and again in 1977 with each team finishing in third place.

The Salukis hold one district championship team record and one individual CWS record. SIU hit nine home runs in a 15-6 victory over Ball State in the 1969 District 4 playoffs. Individually, Craig Robinson is tied for eighth for most doubles in a CWS. Robinson had four in five games during the 1977 series.

The current structure of the national collegiate Division I Baseball Championship provides for a field of 64 teams. The Missouri Valley Conference is one of the 29 conferences with an automatic bid. Winners of the 16 regional tournaments advance to eight super-regional tournaments. The eight winners of the super-regionals qualify for the College World Series in Omaha, Neb.

The 2013 season marked the 65th year the College World Series has been played in Omaha, Neb. It was played at Johnny Rosenblatt Stadium from 1948-2010, and in 2011 it moved to the newly constructed TD Ameritrade Park. The first College World Series ever played was in Kalamazoo, Mich., in 1947.

CHAMPIONSHIPS

MVC Regular-Season.....	7
Years: 1975, 1976, 1977, 1978, 1984, 1986, 1990	
MVC Tournament	4
Years: 1977, 1978, 1981, 1990	

POSTSEASON FACTS

College World Series App.	5
Last College World Series App.....	1977
College World Series Record	12-10
NCAA Tournament App.	14
Last NCAA Tournament App.....	1990
NCAA Tournament Record	26-21

Last NCAA Tournament Opponent	San Diego State, L, 3-4 (1990)
Last College World Series Opponent	Arizona State, L, 0-10 (1977)
Best Finish at College World Series	2nd Place (1968, 1971)

COLLEGE WORLD SERIES FACTS

Location	Omaha, Neb.
Host School.....	Creighton University
Stadium.....	TD Ameritrade Park
Years	2011-Present
Dates.....	June 17-28, 2017

DI NCAA TOURNAMENT APPEARANCES

<u>Year</u>	<u>Site</u>	<u>Record</u>
1966	District 4	0-2
1967	District 4	1-2
1968	District 4	3-0
1969	District 4	3-0
1970	District 4	2-2
1971	District 4	4-1
1973	District 4	2-2
1974	District 4	3-2
1976	Midwest Regional	0-2
1977	Midwest Regional	3-0
1978	Midwest Regional	2-2
1981	Midwest Regional	1-2
1986	Central Regional	0-2
1990	West I Regional	2-2


SOUTHERN ILLINOIS COLLEGE WORLD SERIES APPEARANCES

<u>Year</u>	<u>Site</u>	<u>Record</u>
1968	Omaha, Neb.	3-2
1969	Omaha, Neb.	0-2
1971	Omaha, Neb.	3-2
1974	Omaha, Neb.	3-2
1977	Omaha, Neb.	3-2

SIU IN FINAL NATIONAL RANKINGS (COLLEGIATE BASEBALL)

<u>Year</u>	<u>Rank</u>	<u>Record</u>
1968	2nd	37-14
1969	7th	36-9-1
1970	11th	29-8
1971	2nd	43-9
1973	10th	37-6
1974	3rd	50-12
1975	24th	36-13-1
1976	27th	39-14-1
1977	3rd	41-12
1978	20th	37-14
1979	21st	37-10
1981	22nd	30-17
1990	16th	49-14

SALUKIS AT THE 1968 COLLEGE WORLD SERIES



Head Coach Joe Lutz



Don Kirkland scores.



Jerry Bond scores a run in the 1968 NCAA Championship game against USC.



58,373 fans attended the 1968 College World Series.


SALUKIS AT THE 1971 COLLEGE WORLD SERIES




1971 NATIONAL RUNNERS UP




Head Coach Richard "Itchy" Jones



Duane Kuiper turns a double play. Kuiper is now the Voice of the San Francisco Giants.



Dan Radison (bottom right), Jim Dwyer (top left), Larry Calufetti (top middle) and Mike Eden (top right) earned All-Tournament Team at the 1971 College World Series.



77,460 fans attended the 1971 College World Series.

SALUKIS AT THE COLLEGE WORLD SERIES



SALUKIS IN THE COLLEGE WORLD SERIES

CWS ALL-TIME RESULTS

1968 (3-2 // NATIONAL RUNNER-UP)

- 6/10 NC State 7, Southern Illinois 6
- 6/11 Southern Illinois 2, Harvard 1 (11 innings)
- 6/13 Southern Illinois 7, Oklahoma State 1
- 6/14 Southern Illinois 15, St. John's 0
- 6/15 Southern California 4, Southern Illinois 3

1969 (0-2)

- 6/14 Massachusetts 2, Southern Illinois 0
- 6/16 Mississippi 8, Southern Illinois 1

1971 (3-2 // NATIONAL RUNNER-UP)

- 6/12 Southern Illinois 5, Texas Pan-American 4
- 6/13 Southern Illinois 8, Southern California 3
- 6/14 Tulsa 9, Southern Illinois 4
- 6/15 Southern Illinois 8, Texas Pan-American 6
- 6/17 Southern California 7, Southern Illinois 2

1974 (3-2 // THIRD PLACE)

- 6/8 Southern Illinois 5, Seton Hall 1
- 6/10 Southern California 5, Southern Illinois 3
- 6/11 Southern Illinois 5, Northern Colorado 2
- 6/13 Southern Illinois 4, Miami (FL) 3
- 6/14 Southern California 7, Southern Illinois 2

1977 (3-2 // THIRD PLACE)

- 6/10 Southern Illinois 10, Temple 5
- 6/13 Southern Illinois 3, Arizona State 2
- 6/15 South Carolina 5, Southern Illinois 4
- 6/16 Southern Illinois 9, Cal State LA 7
- 6/17 Arizona State 10, Southern Illinois 0

RECORDS VS. OPPONENTS

TEAM

- Arizona State
- Cal State LA
- Harvard
- Massachusetts
- Miami (FL)
- Mississippi
- North Carolina State
- Northern Colorado
- Oklahoma State
- Seton Hall
- South Carolina
- Southern California
- St. John's
- Temple
- Texas Pan-American
- Tulsa
- TOTAL

REC.

- 1-1
- 1-0
- 1-0
- 0-1
- 1-0
- 0-1
- 0-1
- 1-0
- 1-0
- 1-0
- 0-1
- 1-4
- 1-0
- 1-0
- 2-0
- 0-1
- 12-8

CWS ALL-TOURNAMENT TEAM

1968

- Barry O'Sullivan - 3B
- Jerry Bond - OF
- Mike Rogodzinski - OF

1971

- Mike Eden - 3B
- Dan Radison - SS
- Jim Dwyer - OF
- Larry Calufetti - C

1974

- Bert Newman - DH

1977

- Steve Stieb - C

COMPLETE-GAME SHUTOUTS

1968

- Howard Nickason (SIU 15, St. John's 0)

VS. RANKED - RECENT HISTORY

In-season rankings prior to 2002 are incomplete.

2002

(OVERALL: 5-8 // H: 1-0 // R: 3-6 // N: 1-2)

2/24/02	#4 Notre Dame (New Orleans, La.)	W	6	2
3/14/02	#35 Notre Dame (N)	L	3	6
3/16/02	#35 Notre Dame (N)	L	2	3
4/12/02	at #27 Missouri State	L	7	12
4/13/02	at #27 Missouri State	L	1	4
4/13/02	at #27 Missouri State	L	1	4
4/14/02	at #27 Missouri State	W	10	5
4/17/02	#23 SOUTHEAST MISSOURI W	10	5	
5/17/02	at #12 Wichita State	L	6	10
5/18/02	at #12 Wichita State	L	1	6
5/18/02	at #12 Wichita State	W	2	1
5/19/02	at #12 Wichita State	W	4	3
5/23/02	at #15 Wichita State &	L	1	17

2003

(OVERALL: 0-2 // H: 0-0 // R: 0-2)

3/11/03	at #29 Oklahoma	L	2	10
3/12/03	at #29 Oklahoma	L	4	20

2004

(OVERALL: 2-10 // H: 1-1 // R: 1-6 // N: 0-3)

2/13/04	at #19 Florida Atlantic	L	2	14
2/14/04	at #19 Florida Atlantic	L	0	7
2/15/04	at #19 Florida Atlantic	L	2	7
3/6/04	#7 Notre Dame (N)	L ⁽¹¹⁾	11	12
3/20/04	#8 NOTRE DAME	W	8	4
3/21/04	#8 NOTRE DAME	L	3	5
4/16/04	at #11 Wichita State	L	1	9
4/17/04	at #11 Wichita State	L	2	15
4/17/04	at #11 Wichita State	L	1	5
4/18/04	at #11 Wichita State	W	6	5
5/29/04	#8 Wichita State& (N)	L	1	5
5/29/04	#8 Wichita State& (N)	L	3	11

2005

(OVERALL: 5-4 // H: 2-1 // R: 2-3 // N: 1-0)

2/11/05	at #31 Stetson	L	2	9
2/12/05	at #31 Stetson	L	9	10
2/13/05	at #31 Stetson	W	11	3
2/25/05	at #15 Ole Miss	W	8	7
2/26/05	at #15 Ole Miss	L	2	9
5/6/05	#34 WICHITA STATE	L	0	4
5/7/05	#34 WICHITA STATE	W	5	1
5/8/05	#34 WICHITA STATE	W	4	1
5/17/05	#20 Missouri (O'Fallon, Mo.)	W	7	0

2006

(OVERALL: 6-3 // H: 2-1 // R: 4-2)

2/10/06	at #20 Florida Atlantic	W	7	6
2/11/06	at #20 Florida Atlantic	L	0	12
2/12/06	at #20 Florida Atlantic	W	17	8
3/24/06	at #11 Wichita State	W	4	2
3/25/06	at #11 Wichita State	W	5	1
3/26/06	at #11 Wichita State	L	3	4
4/14/06	#22 CREIGHTON	W	3	2
4/15/06	#22 CREIGHTON	L	1	2
4/16/06	#22 CREIGHTON	W	7	2

2007

(OVERALL: 0-5 // H: 0-3 // R: 0-0 // N: 0-2)

4/14/07	#11 WICHITA STATE	L	7	10
4/15/07	#11 WICHITA STATE	L	4	8
4/15/07	#11 WICHITA STATE	L	9	19
5/23/07	#25 Creighton& (Springfield, Mo.)	L	5	8
5/24/07	#12 Wichita State& (N)	L	2	4

2008

(OVERALL: 2-3 // H: 0-0 // R: 1-3 // N: 1-0)

4/18/08	at #5 Wichita State	L	0	10
4/19/08	at #5 Wichita State	W	3	0
4/20/08	at #5 Wichita State	L	3	8
4/23/08	#4 Missouri (O'Fallon, Mo.)	W	2	1
5/22/08	at #18 Wichita State&	L	0	12

2009

(OVERALL: 0-1 // H: 0-0 // R: 0-0 // N: 0-1)

2/20/09	#22 Coastal Carolina (N)	L	3	16
---------	--------------------------	---	---	----

2011

(OVERALL: 2-5 // H: 0-0 // R: 2-5)

2/25/11	at #6 South Carolina	L	6	10
2/26/11	at #6 South Carolina	L	0	4
2/27/11	at #6 South Carolina	L	3	4
4/22/11	at #29 Creighton	L ⁽¹⁰⁾	4	5
4/23/11	at #29 Creighton	W	3	2
4/24/11	at #29 Creighton	W	2	1
5/26/11	at #27 Creighton&	L	0	5

2014

(OVERALL: 0-1 // H: 0-0 // R: 0-1)

3/11/14	at #20 Mississippi State	L	0	3
---------	--------------------------	---	---	---

2015

(OVERALL: 1-13 // H: 0-7 // R: 1-5 // N: 0-1)

2/13/15	at #2 TCU	L	0	5
2/14/15	at #2 TCU	L	4	16
2/15/15	at #2 TCU	L	0	11
3/13/15	at #19 Illinois	W	2	0
3/14/15	at #19 Illinois	L	2	6
3/15/15	at #19 Illinois	L	1	4
4/24/15	#15 DALLAS BAPTIST	L	3	6
4/25/15	#15 DALLAS BAPTIST	L	4	5
4/26/15	#15 DALLAS BAPTIST	L	4	7
4/27/15	#9 ILLINOIS	L	5	7
5/8/15	#13 MISSOURI STATE	L	0	1
5/8/15	#13 MISSOURI STATE	L	0	5
5/8/15	#13 MISSOURI STATE	L	3	5
5/20/15	#8 Missouri State&(Wichita, Kan.)	L	0	7

2017

(OVERALL: 3-4 // H: 3-3 // R: 0-1)

4/22/17	#26 TENNESSEE TECH	W	6	4
4/22/17	#26 TENNESSEE TECH	W	10	9
4/23/17	#26 TENNESSEE TECH	W	13	8
5/5/17	#16 MISSOURI STATE	L	5	7
5/6/17	#16 MISSOURI STATE	L	9	19
5/7/17	#16 MISSOURI STATE	L ⁽¹¹⁾	4	7
5/25/17	at #12 Missouri State &	L ⁽⁸⁾	3	13

2018

(OVERALL: 1-8 // H: 1-2 // R: 0-6)

3/17/18	#24 ILLINOIS	L	6	16
3/17/18	#24 ILLINOIS	W	5	4
3/18/18	#24 ILLINOIS	L	2	6
4/13/18	at #25 Dallas Baptist	L	4	7
4/14/18	at #25 Dallas Baptist	L	8	9
4/15/18	at #25 Dallas Baptist	L	1	3
4/20/18	at #21 Tennessee Tech	L	0	4
4/21/18	at #21 Tennessee Tech	L	4	11
4/21/18	at #21 Tennessee Tech	L	5	18

2019

(OVERALL: 2-5 // H: 1-2 // R: 1-3)

3/16/19	at #29 Illinois	L	4	5
3/16/19	at #29 Illinois	L	4	5
3/17/19	at #29 Illinois	L	5	14
4/2/19	at #29 Arkansas State	W	4	3
5/16/19	#27 DALLAS BAPTIST	W	3	2
5/17/19	#27 DALLAS BAPTIST	L	6	11
5/18/19	#27 DALLAS BAPTIST	L ⁽²⁾	1	12

2020

(OVERALL: 0-1 // N: 0-1)

2/21/20	vs. #18 Arizona	L	5	6
---------	-----------------	---	---	---

*Highest national ranking of six major baseball polls used: D1Baseball, Collegiate Baseball, NCBWA, Baseball America, Perfect Game and USA Today Coaches Poll
 » HOME GAMES IN CAPS
 » Rankings reflect the polls on the date of the game (not end-of-season rankings)
 (N) » Neutral site game
 & » MVC Tournament game

VS. RANKED OPPONENTS SINCE 2002

Total	29-73
Home	11-20
Road	15-43
Neutral	3-10
Extra Innings	0-3
vs. Top-5	3-5
vs. Top-10	4-14
MVC Tournament	0-9
Most Games in a Season	14 (2015)
Most Wins in Season	6 (2006)
Top Win% (Min. 5 games)	.667 (6-3, 2006)
Top-Ranked Win	W, 6-2, vs. #4 Notre Dame (2/24/02) (New Orleans, La.) W, 2-1, vs. #4 Missouri (4/23/08) (O'Fallon, Mo.)
Top-Ranked Series Win	2-1 (4-2/5-1/3-4) at #11 Wichita State (3/24-26/06)

EXTRA-INNING GAMES - RECENT

2003 (OVERALL: 1-0 // H: 1-0 // R: 0-0)

DATE	OPPONENT	INN	RES	SIU	OPP
3/22/03	NORTHERN IOWA	10	W	7	6

2004 (OVERALL: 3-2 // H: 1-0 // R: 2-0 // N: 0-2)

DATE	OPPONENT	INN	RES	SIU	OPP
3/6/04	vs. #7 Notre Dame (San Antonio, Texas)	11	L	11	12
3/7/04	vs. Penn State (San Antonio, Texas)	10	L	7	8
4/2/04	at Missouri State	10	W	3	2
5/16/04	WISCONSIN MILWAUKEE	10	W	9	8
5/22/04	at Northern Iowa	10	W	5	2

2005 (OVERALL: 3-3 // H: 2-1 // R: 1-2)

DATE	OPPONENT	INN	RES	SIU	OPP
2/25/05	at #15 Ole Miss	10	W	8	7
3/5/05	NORTHERN ILLINOIS	10	W	6	5
3/20/05	WESTERN MICHIGAN	11	L	1	2
3/29/05	UT MARTIN	11	W	4	3
4/10/05	at Bradley	10	L	3	4
5/3/05	at Illinois	10	L	7	9

2006 (OVERALL: 2-0 // H: 2-0 // R: 0-0)

DATE	OPPONENT	INN	RES	SIU	OPP
3/11	MIDDLE TENNESSEE	10	W	9	8
4/14	#22 CREIGHTON	10	W	3	2

2007 (OVERALL: 3-1 // H: 0-0 // R: 2-1 // N: 1-0)

DATE	OPPONENT	INN	RES	SIU	OPP
2/18/07	vs. Louisville (Hattiesburg, Miss.)	13	W	4	3
4/1/07	at Evansville	11	W	8	5
5/4/07	at Creighton	11	W	4	3
5/17/07	at Indiana State	11	L	5	6

2008 (OVERALL: 3-3 // H: 0-2 // R: 1-1 // N: 2-0)

DATE	OPPONENT	INN	RES	SIU	OPP
2/23/08	vs. Western Michigan (Cordova, Tenn.)	10	W	7	6
4/11/08	BRADLEY	10	L	3	7
4/29/08	at Illinois	11	W	3	2
5/3/08	CREIGHTON	10	L	8	9
5/10/08	at Illinois State	12	L	1	2
5/13/08	vs. Saint Louis (Sauget, Ill.)	11	W	2	1

2009 (OVERALL: 4-0 // H: 1-0 // R: 2-0 // N: 1-0)

DATE	OPPONENT	INN	RES	SIU	OPP
3/14/09	NORTH DAKOTA	10	W	4	3
4/1/09	vs. Murray State (Paducah, Ky.)	10	W	9	1
4/14/09	at Southeast Missouri	10	W	4	2
5/2/09	at Bradley	11	W	4	2

2010 (OVERALL: 5-1 // H: 3-0 // R: 2-1)

DATE	OPPONENT	INN	RES	SIU	OPP
2/26/10	at Jacksonville State	11	W	17	16
3/27/10	CREIGHTON	11	W	4	2
4/2/10	BRADLEY	15	W	5	4
4/25/10	INDIANA STATE	10	W	13	12
4/26/10	at Eastern Illinois	10	W	8	6
5/22/10	at Missouri State	10	L	5	6

2011 (OVERALL: 0-3 // H: 0-2 // R: 0-1)

DATE	OPPONENT	INN	RES	SIU	OPP
3/20/11	ILLINOIS	12	L	2	8
4/22/11	at #28 Creighton	10	L	4	5
5/14/11	ILLINOIS STATE	10	L	9	11

2012 (OVERALL: 2-2 // H: 0-0 // R: 1-2 // N: 1-0)

DATE	OPPONENT	INN	RES	SIU	OPP
2/24/12	at Western Kentucky	13	L	9	10
3/30/12	at Wichita State	10	L	3	4
5/23/12	vs. Bradley & (Springfield, Mo.)	10	W	9	8
5/24/12	at Missouri State &	10	W	3	2

2013 (OVERALL: 3-4 // H: 3-1 // R: 0-2 // N: 0-1)

DATE	OPPONENT	INN	RES	SIU	OPP
3/18/13	vs. Illinois (Marion, Ill.)	10	L	1	2
3/23/13	at Indiana State	11	L	0	1

3/29/13	EASTERN KENTUCKY	10	W	4	3
4/5/13	at Evansville	10	L	2	3
4/23/13	SOUTHEAST MISSOURI	11	W	3	2
5/1/13	BELMONT	10	W	2	1
5/18/13	ILLINOIS STATE	10	L	8	9

2014 (OVERALL: 4-9 // H: 2-1 // R: 2-7 // N: 0-1)

DATE	OPPONENT	INN	RES	SIU	OPP
2/22/14	at Nicholls	10	W	8	7
3/7/14	at South Alabama	10	L	3	4
3/9/14	at South Alabama	10	L	4	5
3/22/14	PURDUE	16	W	5	4
3/26/14	at Murray State	10	L	6	7
3/29/14	at Missouri State	11	W	9	5
3/30/14	at Missouri State	10	L	5	6
4/11/14	INDIANA STATE	13	W	2	1
4/19/14	at Wichita State	12	L	3	4
4/25/14	at Illinois State	12	L	2	3
4/26/14	at Illinois State	15	L	1	2
5/2/14	EVANSVILLE	11	L	2	4
5/22/14	vs. Wichita State & (Terre Haute, Ind.)	12	L	1	2

2015 (OVERALL: 1-1 // H: 1-1 // R: 0-0)

DATE	OPPONENT	INN	RES	SIU	OPP
2/25/15	MURRAY STATE	11	L	2	3
4/17/15	ILLINOIS STATE	10	W	7	6

2016 (OVERALL: 2-2-1 // H: 2-0-1 // R: 0-1 // N: 0-1)

DATE	OPPONENT	INN	RES	SIU	OPP
3/4/16	IOWA	11	W	2	1
3/13/16	ST. JOHN'S	12	T	2	2
3/15/16	at Arkansas State	10	L	0	1
3/18/16	vs. Northern Illinois (Marion, Ill.)	11	L	0	1
4/30/16	WICHITA STATE	10	W	8	5

2017 (OVERALL: 0-5 // H: 0-2 // R: 0-2 // N: 0-1)

DATE	OPPONENT	INN	RES	SIU	OPP
2/24/17	at Louisiana Monroe	11	L	3	4
3/12/17	at Memphis	13	L	1	2
3/28/17	ARKANSAS STATE	10	L	3	4
5/7/17	#16 MISSOURI STATE	11	L	4	7
5/24/17	vs. Wichita State & (Springfield, Mo.)	10	L	1	3

2018 (OVERALL: 1-3 // H: 0-0 // R: 0-2 // N: 1-1)

DATE	OPPONENT	INN	RES	SIU	OPP
2/23/18	at North Florida	10	L	4	5
3/13/18	at Arkansas State	11	L	8	9
5/24/18	vs. Evansville & (Dallas, Texas)	12	W	5	4
5/25/18	vs. Indiana State & (Dallas, Texas)	10	L	12	14

2019 (OVERALL: 1-2 // H: 1-0 // R: 0-2)

DATE	OPPONENT	INN	RES	SIU	OPP
2/16/19	at Nicholls	14	L	2	3
3/24/19	MOREHEAD STATE	11	W	5	4
5/10/19	at Valparaiso	14	L	4	5

2020 (OVERALL: 1-2 // H: 1-0 // R: 0-2)

DATE	OPPONENT	INN	RES	SIU	OPP
2/15/20	at Jackson State	10	L	4	5
3/6/20	NORTHERN ILLINOIS	10	W	2	1

2021 (OVERALL: 1-1 // H: 0-0 // R: 1-1)

DATE	OPPONENT	INN	RES	SIU	OPP
5/11/21	at Murray State	11	L	4	5
5/15/21	at Indiana State	11	W	8	7

2022 (OVERALL: 1-1 // H: 0-0 // R: 1-1)

DATE	OPPONENT	INN	RES	SIU	OPP
4/5/22	at Murray State	11	W	8	5
5/3/22	MURRAY STATE	12	L	2	5

» HOME GAMES IN CAPS
& MVC Tournament Games

WALK-OFF HISTORY - RECENT

* Incomplete list. Send additions/corrections to Tim McCaughan at timmcc@siu.edu.

DATE	OPPONENT	INN.	PLAY	FINAL SCORE
3/6/20	Northern Illinois	10th	Ian Walters reached on a fielder's choice, Andrew Olszewski scored from third	W, 2-1
3/7/20	Northern Illinois	9th	Austin Ulick reached on fielder's choice, Addison Fugitt scored from third	W, 4-3
3/24/19	Morehead State	10th	J.T. Weber single, Grey Epps scored from 2nd	W, 5-4
5/24/18	vs. Evansville # (Dallas, Texas)	12th	Logan Blackfan singled, Nikola Vasic scored from 2nd	W, 5-4
5/18/18	Bradley	9th	Jared Kengott doubled, Addison Fugitt scored from 2nd	W, 3-2
5/14/17	Illinois State	9th	Greg Lambert doubled, Connor Kopach scored from 2nd	W, 10-9
4/22/17	#26 Tennessee Tech	9th	Jake Hand doubled, Nick Hutchins scored from 1st	W, 10-9
4/1/17	Evansville	9th	Greg Lambert homered, Connor Kopach and Will Farmer scored	W, 5-2
4/30/16	Wichita State	10th	Ryan Smith homered, Connor Kopach and Dyllin Mucha scored	W, 8-5
3/19/16	Illinois	9th	Connor Kopach singled, Nick Hutchins scored from 2nd	W, 3-2
3/4/16	Iowa	11th	Dyllin Mucha sacrifice fly, Ryan Sabo scored	W, 2-1
3/2/16	Southeast Missouri	9th	Logan Blackfan sacrifice fly, Connor Kopach scored	W, 6-5
4/17/15	Illinois State	10th	Hunter Anderson singled, Jake Hand scored from 2nd	W, 7-6
3/7/15	Northern Illinois	9th	Greg Lambert walked, Chase Slone scored	W, 5-4
4/11/14	Indiana State	13th	Ryan Rosthenhausler singled, Donny Duschinsky scored	W, 2-1
3/22/14	Purdue	16th	Ryan Rosthenhausler singled, Matt Jones scored from 3rd	W, 5-4
3/18/14	Eastern Illinois	9th	Cody Daily doubled, Jones scored from 2nd	W, 3-2
5/1/13	Belmont	10th	Austin Montgomery singled, Jake Welch scored from 3rd	W, 2-1
4/23/13	Southeast Missouri	11th	Jake Welch scored on a wild pitch	W, 3-2
3/29/13	Eastern Kentucky	10th	Ryan Rosthenhausler singled, Wes Neece scored from 2nd	W, 4-3
3/9/13	Northern Illinois	9th	Jake Welch sacrifice fly, Rennie Troggio scored	W, 3-2
5/24/12	vs. Bradley # (Springfield, Mo.)	10th	Chris Serritella singled, Jake Welch scored from 2nd	W, 9-8
4/21/12	Creighton	9th	Jake Welch doubled to left center, Rennie Troggio scored from first	W, 7-6
3/9/12	Jacksonville State	9th	Nick Johnson reached on an error by 3B; Austin Montgomery scored from 2nd	W, 3-2
3/2/12	vs. Georgia State (DeLand, Fla.)	9th	Wes Neece singled, Jordan Sivertsen scored from 3rd	W, 5-4
2011	None			
4/25/10	Indiana State	10th	Chris Serritella scored on a wild pitch	W, 13-12
4/2/10	Bradley	15th	Brock Harding singled to LF, Nick Johnson scored from 2nd	W, 5-4
3/27/10	Creighton	11th	Michael Stalter singled to CF, Wes Neece scored from 3rd	W, 5-4
3/6/10	Purdue	9th	Chris Serritella singled down the RF line, Tony Lepore scored from 3rd	W, 13-12
4/25/09	Illinois State	9th	Aaron Roberts singled, Scott Elmendorf scored	W, 7-6
3/20/09	Northern Iowa	9th	Michael Stalter walked, Scott Elmendorf scored	W, 8-7
3/14/09	North Dakota	10th	Jordan Sivertsen singled, Michael Stalter scored from 2nd	W, 4-3
5/13/08	Saint Louis	11th	Tyler Lairson doubled, Mark Kelly scored from 2nd	W, 2-1
4/5/08	Wisconsin Milwaukee	9th	Dean Cademartori singled, Aaron Roberts scored from 2nd	W, 5-4
4/4/08	Wisconsin Milwaukee	9th	Chris Murphy singled, Aaron Roberts and Dean Cademartori scored	W, 10-9
5/15/07	Eastern Illinois	9th	Mark Kelly singled, Aaron Roberts scored	W, 5-4
4/14/06	#22 Creighton	10th	Matt Brewer homered	W, 3-2

= MVC Tournament

