

BASEBALL  
**SALUKI**

ALEX  
LYON  
INF/OF

NIKOLA  
VASIC  
INF

BRAD  
HARRISON  
INF/LHP



2019 SOUTHERN ILLINOIS BASEBALL

# MEDIA GUIDE



## TABLE OF CONTENTS

Table of Contents..... 3

Schedule / Quick Facts..... 6

Roster / Pronunciation Guide ..... 7

Salukis in the Major Leagues ..... 10-11

Itchy Jones Stadium ..... 12

Baseball Facilities..... 13

Salukis in the Postseason ..... 14

Director of Athletics Jerry Kill..... 15

Season Preview..... 16-17

Head Coach Ken Henderson ..... 20-21

Associate Head Coach P.J. Finigan ..... 22-23

Assistant Coach Seth LaRue..... 24

Volunteer Coach Adam Core and Student Assistant Ryan Netemeyer ..... 25

Player Bios ..... 28-57

2018 Recap ..... 60-71

Head Coaching History..... 74

Team, MVC and National Awards..... 75-77

Hitting Records ..... 78-79

Pitching Records ..... 80-81

Miscellaneous Records ..... 82-83

Year-by-Year Hitting Statistics ..... 86

Year-by-Year Opponent Hitting Statistics ..... 87

Year-by-Year Pitching Statistics..... 88

Year-by-Year Opponent Pitching Statistics ..... 89

Yearly Statistical Leaders ..... 90-92

All-Time Letterwinners..... 93-95

All-Time Results ..... 98-111

Salukis in the College World Series ..... 112-114

Records Against Opponents..... 115-116

Missouri Valley Conference ..... 117-118

Southern Illinois University ..... 119

SIU Athletics Communications ..... 120

2018 Team Head Shots ..... 121


### HEAD COACH KEN HENDERSON 20-21



### PLAYER BIOS 28-57



### HISTORY 74-116





## QUICK FACTS



WELCOME TO THE HILL

SALUD

SALLY KIRSCH

A

# SCHEDULE AND QUICK FACTS

| Day         | Date            | Note | Opponent                  | Location                | Time (CT)        |
|-------------|-----------------|------|---------------------------|-------------------------|------------------|
| Fri.        | Feb. 15         |      | at Nicholls               | Thibodaux, La.          | 1 p.m.           |
| Sat.        | Feb. 16         |      | at Nicholls               | Thibodaux, La.          | 1 p.m.           |
| Sun.        | Feb. 17         |      | at Nicholls               | Thibodaux, La.          | 1 p.m.           |
| Tue.        | Feb. 19         |      | at Belmont                | Nashville, Tenn.        | 4 p.m.           |
| Fri.        | Feb. 22         |      | at Memphis                | Memphis, Tenn.          | 4 p.m.           |
| Sat.        | Feb. 23         |      | at Memphis                | Memphis, Tenn.          | 2 p.m.           |
| Sun.        | Feb. 24         |      | at Memphis                | Memphis, Tenn.          | 1 p.m.           |
| <b>Fri.</b> | <b>March 1</b>  |      | <b>Western Illinois</b>   | <b>Carbondale, Ill.</b> | <b>2 p.m.</b>    |
| <b>Sat.</b> | <b>March 2</b>  |      | <b>Western Illinois</b>   | <b>Carbondale, Ill.</b> | <b>2 p.m.</b>    |
| <b>Sun.</b> | <b>March 3</b>  |      | <b>Western Illinois</b>   | <b>Carbondale, Ill.</b> | <b>1 p.m.</b>    |
| Tue.        | March 5         |      | at Murray State           | Murray, Ky.             | 3 p.m.           |
| Wed.        | March 6         |      | at Southeast Missouri     | Cape Girardeau, Mo.     | 3 p.m.           |
| <b>Fri.</b> | <b>March 8</b>  |      | <b>Northern Illinois</b>  | <b>Carbondale, Ill.</b> | <b>3 p.m.</b>    |
| <b>Sat.</b> | <b>March 9</b>  |      | <b>Northern Illinois</b>  | <b>Carbondale, Ill.</b> | <b>2 p.m.</b>    |
| <b>Sun.</b> | <b>March 10</b> |      | <b>Northern Illinois</b>  | <b>Carbondale, Ill.</b> | <b>1 p.m.</b>    |
| <b>Tue.</b> | <b>March 12</b> |      | <b>Austin Peay</b>        | <b>Carbondale, Ill.</b> | <b>3 p.m.</b>    |
| <b>Wed.</b> | <b>March 13</b> |      | <b>Southeast Missouri</b> | <b>Carbondale, Ill.</b> | <b>3 p.m.</b>    |
| Fri.        | March 15        |      | at Illinois               | Champaign, Ill.         | 4 p.m.           |
| Sat.        | March 16        |      | at Illinois               | Champaign, Ill.         | 1 p.m.           |
| Sun.        | March 17        |      | at Illinois               | Champaign, Ill.         | 1 p.m.           |
| <b>Tue.</b> | <b>March 19</b> |      | <b>SIU Edwardsville</b>   | <b>Carbondale, Ill.</b> | <b>4 p.m.</b>    |
| <b>Fri.</b> | <b>March 22</b> | %    | <b>Morehead State</b>     | <b>Carbondale, Ill.</b> | <b>1 p.m.</b>    |
| <b>Sat.</b> | <b>March 23</b> |      | <b>Morehead State</b>     | <b>Carbondale, Ill.</b> | <b>2 p.m.</b>    |
| <b>Sun.</b> | <b>March 24</b> |      | <b>Morehead State</b>     | <b>Carbondale, Ill.</b> | <b>1 p.m.</b>    |
| <b>Tue.</b> | <b>March 26</b> |      | <b>Belmont</b>            | <b>Carbondale, Ill.</b> | <b>5 p.m.</b>    |
| Fri.        | March 29        |      | at Butler                 | Indianapolis, Ind.      | 3 p.m.           |
| Sat.        | March 30        |      | at Butler                 | Indianapolis, Ind.      | 1 p.m.           |
| Sun.        | March 31        |      | at Butler                 | Indianapolis, Ind.      | 12 p.m.          |
| Tue.        | April 2         |      | at Arkansas State         | Jonesboro, Ark.         | 5 p.m.           |
| <b>Fri.</b> | <b>April 5</b>  | *    | <b>Missouri State</b>     | <b>Carbondale, Ill.</b> | <b>6:30 p.m.</b> |
| <b>Sat.</b> | <b>April 6</b>  | *    | <b>Missouri State</b>     | <b>Carbondale, Ill.</b> | <b>2 p.m.</b>    |
| <b>Sun.</b> | <b>April 7</b>  | *    | <b>Missouri State</b>     | <b>Carbondale, Ill.</b> | <b>1 p.m.</b>    |
| Tue.        | April 9         |      | at Eastern Illinois       | Charleston, Ill.        | 3 p.m.           |
| Fri.        | April 12        | *    | at Bradley                | Peoria, Ill.            | 6 p.m.           |
| Sat.        | April 13        | *    | at Bradley                | Peoria, Ill.            | 2 p.m.           |
| Sun.        | April 14        | *    | at Bradley                | Peoria, Ill.            | 1 p.m.           |
| Tue.        | April 16        |      | at Austin Peay            | Clarksville, Tenn.      | 4 p.m.           |
| <b>Fri.</b> | <b>April 19</b> | *    | <b>Illinois State</b>     | <b>Carbondale, Ill.</b> | <b>6:30 p.m.</b> |
| <b>Sat.</b> | <b>April 20</b> | *    | <b>Illinois State</b>     | <b>Carbondale, Ill.</b> | <b>2 p.m.</b>    |
| <b>Sun.</b> | <b>April 21</b> | *    | <b>Illinois State</b>     | <b>Carbondale, Ill.</b> | <b>1 p.m.</b>    |
| <b>Tue.</b> | <b>April 23</b> |      | <b>Arkansas State</b>     | <b>Carbondale, Ill.</b> | <b>5 p.m.</b>    |
| Fri.        | April 26        | *    | at Indiana State          | Terre Haute, Ind.       | 5:30 p.m.        |
| Sat.        | April 27        | *    | at Indiana State          | Terre Haute, Ind.       | 1 p.m.           |
| Sun.        | April 28        | *    | at Indiana State          | Terre Haute, Ind.       | 12 p.m.          |
| <b>Tue.</b> | <b>April 30</b> |      | <b>Illinois</b>           | <b>Carbondale, Ill.</b> | <b>5 p.m.</b>    |
| <b>Wed.</b> | <b>May 1</b>    |      | <b>Murray State</b>       | <b>Carbondale, Ill.</b> | <b>5 p.m.</b>    |
| <b>Fri.</b> | <b>May 3</b>    | * &  | <b>Evansville</b>         | <b>Carbondale, Ill.</b> | <b>6:30 p.m.</b> |
| <b>Sat.</b> | <b>May 4</b>    | * &  | <b>Evansville</b>         | <b>Carbondale, Ill.</b> | <b>4 p.m.</b>    |
| <b>Sun.</b> | <b>May 5</b>    | * &  | <b>Evansville</b>         | <b>Carbondale, Ill.</b> | <b>1 p.m.</b>    |
| Fri.        | May 10          | *    | at Valparaiso             | Valparaiso, Ind.        | 3 p.m.           |
| Sat.        | May 11          | *    | at Valparaiso             | Valparaiso, Ind.        | 1 p.m.           |
| Sun.        | May 12          | *    | at Valparaiso             | Valparaiso, Ind.        | 1 p.m.           |
| <b>Tue.</b> | <b>May 14</b>   |      | <b>Saint Louis</b>        | <b>Carbondale, Ill.</b> | <b>5 p.m.</b>    |
| <b>Thu.</b> | <b>May 16</b>   | *    | <b>Dallas Baptist</b>     | <b>Carbondale, Ill.</b> | <b>6:30 p.m.</b> |
| <b>Fri.</b> | <b>May 17</b>   | *    | <b>Dallas Baptist</b>     | <b>Carbondale, Ill.</b> | <b>6:30 p.m.</b> |
| <b>Sat.</b> | <b>May 18</b>   | *    | <b>Dallas Baptist</b>     | <b>Carbondale, Ill.</b> | <b>2 p.m.</b>    |
| Wed-Sat     | May 22-25       |      | MVC Tournament            | Normal, Ill.            | TBD              |

## General

|                           |                    |
|---------------------------|--------------------|
| Location                  | Carbondale, Ill.   |
| Founded                   | 1869               |
| Enrollment                | 12,817 (Fall 2018) |
| Nickname                  | Salukis            |
| School Colors             | Maroon and White   |
| Affiliation               | NCAA Division I    |
| Conference                | Missouri Valley    |
| President                 | Dr. J Kevin Dorsey |
| Director of Athletics     | Jerry Kill         |
| Athletic Department Phone | (618) 453-7250     |

## Richard "Itchy" Jones Stadium

|                                |                                   |
|--------------------------------|-----------------------------------|
| Capacity                       | 2,000                             |
| Surface                        | AstroTurf 3Di/Diamond R 3D Xtreme |
| Dimensions                     | LF-330, CF-390, RF-330            |
| Opened                         | 2014                              |
| Record Since Renovation (2014) | 71-63-1                           |

## Baseball History

|                                 |                          |
|---------------------------------|--------------------------|
| 1st Year of Continuous Baseball | 1947                     |
| All-Time Record (Years)         | 1,895-1,381-12 (72)      |
| Winning Percentage              | .578                     |
| Years in CWS/Last               | 5 / 1977                 |
| NCAA Appearances / Last         | 14 / 1990                |
| Last Postseason Opp. / Result   | San Diego State / L, 4-3 |
| MVC Regular Season Titles/Last  | 7 / 1990                 |
| MVC Tournament Titles/Last      | 5 / 1990                 |

## Coaching Staff

|                           |                              |
|---------------------------|------------------------------|
| Head Coach                | Ken Henderson (9th season)   |
| Alma Mater (Year)         | Missouri Southern St.(1983)  |
| Career Record             | 215-265-1                    |
| Record at SIU             | Same                         |
| Phone                     | (618) 453-3794               |
| E-mail                    | hendu@siu.edu                |
| Associate Head Coach      | P.J. Finigan (9th season)    |
| Duties                    | Pitching / Recruiting        |
| E-mail                    | pjfinigan@siu.com            |
| Assistant Coach           | Seth LaRue (3rd Season)      |
| Duties                    | Hitting / Outfield           |
| E-mail                    | seth.larue@siu.edu           |
| Volunteer Assistant Coach | Jason Broussard (1st Season) |
| Duties                    | Catchers / Hitting           |
| Student Assistant         | Ryan Netemeyer (1st Season)  |
| Duties                    | Pitching                     |
| Graduate Assistant        | Adam Harris (1st Season)     |
| Duties                    | Operations                   |

## 2019 Team Information

|  |             |
|--|-------------|
| 2018 Overall Record                      | 28-30       |
| 2018 MVC Record / Finish                 | 10-11 / 5th |
| Starting Position Players Returning/Lost | 6/3         |
| Starting Pitchers Returning/Lost         | 2/2         |
| Letterwinners Returning/Lost             | 19/11       |
| Newcomers                                | 12          |

## Roster Breakdown

|           |               |
|-----------|---------------|
| By Class  | 30-Man Roster |
| Senior    | 8             |
| Junior    | 12            |
| Sophomore | 6             |
| Freshman  | 4             |

- Home Games in BOLD played at Richard "Itchy" Jones Stadium in Carbondale, Ill.

- Season tickets go on sale December 1. Call 877-SALUKIS or visit SIUSalukis.com/tickets

\* Denotes Missouri Valley Conference Game || & Denotes Alumni Weekend || % Denotes Fish Fry

## 2019 SOUTHERN ILLINOIS BASEBALL ROSTER

| No. | Name             | Pos.   | Year  | B/T | Ht.  | Wt. | Hometown (Previous School)                      | No. | Name             | Pos    |
|-----|------------------|--------|-------|-----|------|-----|---|-----|------------------|--------|
| 2   | Alex Lyon        | INF/OF | Sr.   | R/R | 5-11 | 200 | White House, Tenn. (Volunteer State)            | 33  | Philip Archer    | INF    |
| 4   | Brad Hudson      | OF     | So.   | R/R | 5-10 | 165 | Allen, Texas (Homeschooled)                     | 17  | Blake Begner     | LHP    |
| 5   | Grey Epps        | INF    | So.   | R/R | 6-1  | 185 | Clarksville, Tenn. (Rossvie)                    | 44  | Henry Boeckmann  | LHP    |
| 6   | Brady Michel     | OF     | Jr.   | R/R | 5-11 | 205 | Great Bend, Kan. (Barton College)               | 25  | Colin Butkiewicz | C      |
| 7   | Austin Ulick     | C      | Jr.   | R/R | 5-10 | 190 | Washington, Ill. (Illinois Central College)     | 23  | Kenton Crawford  | OF     |
| 8   | Nikola Vasic     | INF    | Sr.   | R/R | 5-9  | 165 | New Berlin, Wis. (McHenry County CC)            | 35  | Matt DeSomer     | RHP    |
| 9   | Jared Kengott    | OF/RHP | Jr.   | R/R | 6-2  | 205 | Addison, Texas (Dallas Jesuit)                  | 5   | Grey Epps        | INF    |
| 12  | Brad Harrison    | LHP    | Jr.   | L/L | 6-4  | 215 | O'Fallon, Ill. (O'Fallon)                       | 27  | Noah Farmer      | RHP    |
| 13  | JT Weber         | INF    | So.   | R/R | 6-2  | 200 | Metropolis, Ill. (Massac County)                | 14  | Addison Fugitt   | OF     |
| 14  | Addison Fugitt   | OF     | Jr.   | L/L | 6-0  | 200 | Normal, Ill. (Normal Community)                 | 28  | Dylan Givens     | RHP    |
| 15  | Mason Hiser      | RHP    | r-Jr. | R/R | 6-0  | 175 | Augusta, Kan. (Barton College)                  | 31  | Sam Grace        | RHP    |
| 16  | Matthew Steidl   | RHP    | Fr.   | R/R | 6-5  | 185 | Gallatin, Tenn. (Pope John Paul II)             | 26  | Alex Gutermuth   | RHP    |
| 17  | Blake Begner     | LHP    | So.   | L/L | 5-8  | 165 | Peoria Heights, Ill. (Illinois Central College) | 12  | Brad Harrison    | OF/LHP |
| 19  | Corey Mitson     | RHP    | Fr.   | R/R | 5-10 | 180 | Millington, Tenn. (Tipton-Rosemark Academy)     | 38  | Hunter Hart      | RHP    |
| 20  | Ian Walters      | INF    | Jr.   | L/R | 5-11 | 195 | Paducah, Ky. (Rend Lake College)                | 15  | Mason Hiser      | RHP    |
| 21  | Will LaRue       | OF     | GR.   | S/R | 5-11 | 185 | Evansville, Ind. (Xavier)                       | 4   | Brad Hudson      | OF     |
| 22  | Evan Martin      | OF     | Fr.   | L/L | 5-11 | 180 | Manchester, Mo. (Parkway South)                 | 9   | Jared Kengott    | OF/RHP |
| 23  | Kenton Crawford  | OF     | Sr.   | R/R | 6-3  | 185 | Batesville, Ark. (Mineral Area College)         | 21  | Will LaRue       | OF     |
| 25  | Colin Butkiewicz | C      | Sr.   | S/R | 6-1  | 190 | Greendale, Wis. (Western Kentucky)              | 2   | Alex Lyon        | INF/OF |
| 26  | Alex Gutermuth   | RHP    | Jr.   | R/R | 6-2  | 180 | Troy, Mo. (Buchanan)                            | 22  | Evan Martin      | OF     |
| 27  | Noah Farmer      | RHP    | So.   | R/R | 6-4  | 200 | Metropolis, Ill. (Massac County)                | 30  | Trey McDaniel    | RHP    |
| 28  | Dylan Givens     | RHP    | Jr.   | R/R | 6-5  | 235 | Paducah, Ky. (John A. Logan)                    | 32  | Aiden McMahan    | C      |
| 30  | Trey McDaniel    | RHP    | So.   | R/R | 5-11 | 225 | Williamsville, Mo. (Greenville)                 | 6   | Brady Michel     | OF     |
| 31  | Sam Grace        | RHP    | Fr.   | R/R | 6-4  | 205 | St. Charles, Mo. (Francis Howell North)         | 19  | Corey Mitson     | RHP    |
| 32  | Aiden McMahan    | C      | Sr.   | L/R | 5-11 | 205 | Wolf Lake, Ill. (Southeast Missouri)            | 16  | Matthew Steidl   | RHP    |
| 33  | Philip Archer    | INF    | Jr.   | L/L | 6-2  | 235 | Greenville, Ind. (Olney Central College)        | 7   | Austin Ulick     | C      |
| 34  | Justin Yeager    | RHP    | Jr.   | L/R | 6-5  | 215 | Plainfield, Ill. (Plainfield North)             | 8   | Nikola Vasic     | INF    |
| 35  | Matt DeSomer     | RHP    | Sr.   | R/R | 6-1  | 215 | Lowell, Ind. (Andean)                           | 20  | Ian Walters      | INF    |
| 38  | Hunter Hart      | RHP    | Sr.   | R/R | 6-3  | 210 | St. Joseph, Ill. (Arkansas)                     | 13  | J.T. Weber       | INF    |
| 44  | Henry Boeckmann  | LHP    | Jr.   | L/L | 6-6  | 205 | Ballwin, Mo. (DeSmet)                           | 34  | Justin Yeager    | RHP    |

|                                  |   |
|----------------------------------|---|
| Head Coach:                      | 3 Ken Henderson (Ninth Season)                  |
| Associate Head Coach (Pitching): | 11 P.J. Finigan (Ninth Season)                  |
| Assistant Coach (Hitting):       | 24 Seth LaRue (Third Season) - Third Base Coach |
| Volunteer Assistant:             | 18 Adam Core (First Season)                     |
| Graduate Assistant:              | Adam Harris (First Season)                      |
| Student Assistant:               | 10 Ryan Netemeyer (First Season)                |
| Athletic Trainer:                | Seth Ellanson (Second Season)                   |
| Strength & Conditioning:         | Andrew Brooks (Second Season)                   |
| Bullpen Catcher:                 | Kaleb McMurray (First Season)                   |



**MLB SALUKIS**



**JERRY HAIRSTON, JR.**  
16-YEAR MLB CAREER

SALUKIS IN MAJOR LEAGUE BASEBALL




**JIM ADDUCI**  
St. Louis Cardinals (1983)  
Milwaukee Brewers (1986, 88)  
Philadelphia Phillies (1989)




**SEAN BERGMAN**  
Detroit Tigers (1993-95)  
San Diego Padres (1996-97)  
Houston Astros (1998-99)  
Atlanta Braves (1999)  
Minnesota Twins (2000)



**JIM DWYER**  
St. Louis Cardinals (1973-75, '77)  
Montreal Expos (1975-76, '89)  
New York Mets (1976)  
San Francisco Giants (1978)  
Boston Red Sox (1979-80)  
Baltimore Orioles (1981-88)  
Minnesota Twins (1988-90)




**MIKE EDEN**  
Atlanta Braves (1976)  
Chicago White Sox (1978)



**NEIL FIALA**  
St. Louis Cardinals (1981)  
Cincinnati Reds (1981)



**STEVE FINLEY**  
Baltimore Orioles (1989-90)  
Houston Astros (1991-94)  
San Diego Padres (1995-98)  
Arizona Diamondbacks (1999-04)  
Los Angeles Dodgers (2004)  
Los Angeles Angels (2005)  
San Francisco Giants (2006)  
Colorado Rockies (2007)




**JASON FRASOR**  
Toronto Blue Jays (2004-2011)  
Chicago White Sox (2011)  
Toronto Blue Jays (2012)  
Texas Rangers (2013-2014)  
Kansas City Royals (2014-2015)  
Atlanta Braves (2015)




**RICH HACKER**  
Montreal Expos (1971)



**JERRY HAIRSTON, JR.**  
Baltimore Orioles (1998-2004)  
Chicago Cubs (2005-06)  
Texas Rangers (2006-07)  
Cincinnati Reds (2008-09)  
New York Yankees (2009)  
San Diego Padres (2010)  
Washington Nationals (2011)  
Milwaukee Brewers (2011)  
Los Angeles Dodgers (2012-2013)



**JOE HALL**  
Chicago White Sox (1994)  
Detroit Tigers (1995, '97)




**RICKEY KEETON**  
Milwaukee Brewers (1980-81)



**DUANE KUIPER**  
Cleveland Indians (1974-81)  
San Francisco Giants (1982-85)



**AL LEVINE**  
Chicago White Sox (1996-97)  
Texas Rangers (1998)  
Anaheim Angels (1999-02)  
Kansas City Royals (2003)  
Tampa Bay Devil Rays (2003)  
Detroit Tigers (2004)  
San Francisco Giants (2005)




**BILL LYONS**  
St. Louis Cardinals (1983-84)



**JIM PANTHER**  
Oakland Athletics (1971)  
Texas Rangers (1972)  
Atlanta Braves (1973)



**SKIP PITLOCK**  
San Francisco Giants (1970)  
Chicago White Sox (1974-75)




**RAY RIPPELMEYER**  
Washington Senators (1962)




**DEWEY ROBINSON**  
Chicago White Sox (1979-81)



**MIKE ROGODZINSKI**  
Philadelphia Phillies (1973-75)




**BILL STEIN**  
St. Louis Cardinals (1972-73)  
Chicago White Sox (1974-76)  
Seattle Mariners (1977-80)  
Texas Rangers (1981-85)




**DAVE STIEB**  
Toronto Blue Jays (1979-92)  
Chicago White Sox (1993)  
Toronto Blue Jays (1998)



**DANNY THOMAS**  
Milwaukee Brewers (1976-77)



**GEORGE VUKOVICH**  
Philadelphia Phillies (1980-82)  
Cleveland Indians (1983-85)



**JOE WALLIS**  
Chicago Cubs (1975-78)  
Oakland Athletics (1978-79)

## SALUKIS IN THE MLB DRAFT

| Year | Name                 | Round            | Organization          |
|------|----------------------|------------------|-----------------------|
| 1966 | Jim Panther          | 26th             | St. Louis Cardinals   |
|      | Donald Kirkland      | 27th             | San Francisco Giants  |
| 1967 | Michael Weber        | 4th <sup>^</sup> | Washington Senators   |
|      | Jim Panther          | 5th <sup>^</sup> | Kansas City Athletics |
|      | Donald Kirkland      | 8th <sup>*</sup> | Washington Senators   |
|      | Rich Hacker          | 8th <sup>*</sup> | New York Mets         |
| 1968 | Donald Kirkland      | 14th             | St. Louis Cardinals   |
|      | Jerry Paetzhold      | 5th <sup>*</sup> | Minnesota Twins       |
| 1969 | Mike Rogodzinski     | 2nd              | Philadelphia Phillies |
|      | William Clark        | 4th              | Chicago White Sox     |
|      | Bill Stein           | 4th              | St. Louis Cardinals   |
|      | Jerry Bond           | 7th              | Cleveland Indians     |
|      | Skip Pitlock         | 11th             | San Francisco Giants  |
|      | Garrett Collins      | 12th             | St. Louis Cardinals   |
|      | Barry O'Sullivan     | 20th             | Chicago White Sox     |
|      | Robert Eldridge      | 2nd <sup>*</sup> | Cleveland Indians     |
| 1970 | Robert Eldridge      | 2nd <sup>^</sup> | Oakland Athletics     |
|      | Robert Eldridge      | 3rd <sup>*</sup> | Cleveland Indians     |
| 1971 | Jim Dwyer            | 11th             | St. Louis Cardinals   |
|      | Richard Langdon      | 22nd             | Cleveland Indians     |
|      | Mike Edon            | 27th             | Cleveland Indians     |
|      | Robert Blakely       | 2nd <sup>*</sup> | Houston Astros        |
|      | Duane Kuiper         | 4th <sup>*</sup> | Boston Red Sox        |
| 1972 | Duane Kuiper         | 1st <sup>^</sup> | Cleveland Indians     |
|      | Danny Thomas         | 1st              | Milwaukee Brewers     |
|      | Dan Radison          | 10th             | St. Louis Cardinals   |
| 1973 | Joe Wallis           | 6th              | Chicago Cubs          |
|      | Richard Ware         | 17th             | Chicago Cubs          |
|      | Ken Kral             | 27th             | Chicago Cubs          |
|      | Larry Calufetti      | 28th             | New York Mets         |
| 1974 | Stan Mann            | 4th              | Cleveland Indians     |
|      | Claude Crockett      | 5th              | St. Louis Cardinals   |
|      | Robert Klass         | 6th              | Boston Red Sox        |
|      | Mike Wilbins         | 12th             | San Francisco Giants  |
| 1975 | Stan Mann            | 1st <sup>^</sup> | New York Mets         |
|      | Steve Schartzer      | 5th              | St. Louis Cardinals   |
|      | John Hoscheidt       | 13th             | New York Yankees      |
|      | Howard Mitchell      | 21st             | San Francisco Giants  |
| 1976 | Frank Hunsaker       | 29th             | St. Louis Cardinals   |
| 1976 | Bert Newman          | 30th             | Chicago Cubs          |
| 1977 | George Vukovich      | 4th              | Philadelphia Phillies |
|      | Jim Reeves           | 16th             | St. Louis Cardinals   |
|      | Richard Murray       | 17th             | St. Louis Cardinals   |
|      | Dewey Robinson       | 19th             | Chicago White Sox     |
|      | Neil Fiala           | 32nd             | St. Louis Cardinals   |
| 1978 | Rob Simond           | 3rd              | Seattle Mariners      |
|      | Rickey Keeton        | 3rd              | Milwaukee Brewers     |
|      | Dave Stieb           | 5th              | Toronto Blue Jays     |
|      | Jerry DeSimone       | 12th             | Milwaukee Brewers     |
|      | Chuck Curry          | 29th             | Kansas City Royals    |
| 1979 | Chuck Curry          | 9th              | San Francisco Giants  |
|      | Jerry DeSimone       | 11th             | San Diego Padres      |
|      | Steve Stieb          | 13th             | Atlanta Braves        |
|      | Kevin House          | 27th             | St. Louis Cardinals   |
| 1980 | Bob Schroeck         | 2nd              | Milwaukee Brewers     |
|      | Gerald Miller        | 5th              | Milwaukee Brewers     |
|      | Jim Adduci           | 7th              | St. Louis Cardinals   |
|      | Kevin House          | 19th             | Chicago White Sox     |
|      | Paul Ondo            | 27th             | Texas Rangers         |
| 1981 | Bob Doerrer          | 6th              | Montreal Expos        |
|      | Rob Clark            | 13th             | Detroit Tigers        |
|      | Gary Kempton         | 23rd             | New York Yankees      |
| 1982 | Ken Klump            | 5th              | Minnesota Twins       |
|      | Mike Mesh            | 13th             | Boston Red Sox        |
|      | Rob Clark            | 16th             | Texas Rangers         |
|      | Billy Joe Richardson | 18th             | Boston Red Sox        |
|      | Corey Sawadski       | 26th             | Montreal Expos        |
| 1983 | Jim Reboulet         | 20th             | St. Louis Cardinals   |
| 1984 | Steven Boyd          | 5th              | Boston Red Sox        |
| 1985 | Gary Bockhorn        | 23rd             | New York Mets         |
|      | Robert Jones         | 27th             | Milwaukee Brewers     |
| 1986 | Steve Finley         | 11th             | Atlanta Braves        |
|      | Robert Jones         | 20th             | Milwaukee Brewers     |
|      | Gary Bockhorn        | 35th             | Toronto Blue Jays     |
| 1987 | Steve Finley         | 13th             | Baltimore Orioles     |
|      | Charles Hillemann    | 15th             | San Diego Padres      |
|      | Todd Neibel          | 40th             | New York Yankees      |
| 1988 | Joe Hall             | 10th             | St. Louis Cardinals   |
| 1989 | Doug Shields         | 15th             | Chicago White Sox     |
|      | R.J. Riley           | 15th             | Houston Astros        |
| 1990 | Dave Wrona           | 13th             | Milwaukee Brewers     |
|      | Doug Shields         | 19th             | Kansas City Royals    |
|      | Tim Davis            | 36th             | Boston Red Sox        |
|      | Al Levine            | 53rd             | San Diego Padres      |
| 1991 | Sean Bergman         | 4th              | Detroit Tigers        |
|      | Al Levine            | 11th             | Chicago White Sox     |
| 1992 | Ryan McWilliams      | 40th             | Philadelphia Phillies |
| 1993 | Chris Sauritch       | 63rd             | Florida Marlins       |
| 1994 | Chris Sauritch       | 31st             | Baltimore Orioles     |
| 1995 | Mike Blang           | 33rd             | New York Mets         |
| 1996 | Brad Blumenstock     | 8th              | Oakland Athletics     |
|      | Jay Mansavage        | 11th             | Houston Astros        |
|      | Frankie Jaramillo    | 45th             | Texas Rangers         |
| 1997 | Jerry Hairston, Jr.  | 11th             | Baltimore Orioles     |
| 1998 | Justin Kees          | 34th             | Arizona Diamondbacks  |
| 1999 | Joe Schley           | 24th             | Philadelphia Phillies |
|      | Jason Frasor         | 33rd             | Detroit Tigers        |
| 2002 | Luke Nelson          | 17th             | San Francisco Giants  |
|      | Jeff Stanek          | 20th             | Arizona Diamondbacks  |
| 2003 | Sal Frisella         | 37th             | St. Louis Cardinals   |
| 2004 | Eric Haberer         | 3rd              | St. Louis Cardinals   |
| 2005 | P.J. Finigan         | 7th              | Detroit Tigers        |
|      | Bryan Rueger         | 20th             | New York Yankees      |
| 2006 | Tyler Norrick        | 6th              | St. Louis Cardinals   |
|      | Grant Gerrard        | 7th              | Texas Rangers         |
| 2007 | Kyle Catto           | 27th             | New York Mets         |
|      | Jordan Powell        | 35th             | Houston Astros        |
| 2008 | Cody Adams           | 2nd              | Milwaukee Brewers     |
| 2009 | David Kington        | 34th             | St. Louis Cardinals   |
| 2010 | Bryant George        | 13th             | Los Angeles Angles    |
|      | Ryan Bradley         | 30th             | San Francisco Giants  |
|      | Nathan Forer         | 46th             | New York Yankees      |
| 2011 | Chris Serritella     | 31st             | Kansas City Royals    |
| 2012 | Chris Serritella     | 4th              | Philadelphia Phillies |
|      | Nathan Dorris        | 17th             | Chicago Cubs          |
| 2013 | Cody Forsythe        | 25th             | Philadelphia Phillies |
| 2014 | Sam Coonrod          | 5th              | San Francisco Giants  |
|      | Todd Eaton           | 34th             | Kansas City Royals    |
| 2017 | Chad Whitmer         | 10th             | New York Yankees      |
|      | Greg Lambert         | 21st             | San Diego Padres      |
|      | Nick Hutchins        | 27th             | Kansas City Royals    |
|      | Joey Marciano        | 36th             | San Francisco Giants  |
| 2018 | Michael Baird        | 23rd             | St. Louis Cardinals   |
|      | Connor Kopach        | 25th             | Seattle Mariners      |

\*June Secondary Draft  
<sup>^</sup>January Secondary Draft



### HIGHEST DRAFT PICKS IN SIU HISTORY

|      |                  |                  |           |
|------|------------------|------------------|-----------|
| 1972 | Danny Thomas     | 1st              | Brewers   |
| 1972 | Duane Kuiper     | 1st <sup>^</sup> | Indians   |
| 1975 | Stan Mann        | 1st <sup>^</sup> | Mets      |
| 1969 | Robert Eldridge  | 2nd <sup>*</sup> | Indians   |
| 1969 | Mike Rogodzinski | 2nd              | Phillies  |
| 1970 | Robert Eldridge  | 2nd <sup>^</sup> | Athletics |
| 1971 | Robert Blakley   | 2nd <sup>*</sup> | Astros    |
| 1980 | Bob Schroeck     | 2nd              | Brewers   |
| 2008 | Cody Adams       | 2nd              | Brewers   |
| 1970 | Robert Eldridge  | 3rd <sup>*</sup> | Indians   |
| 1978 | Rickey Keeton    | 3rd              | Brewers   |
| 1978 | Robert Simond    | 3rd              | Mariners  |
| 2004 | Eric Harberer    | 3rd              | Cardinals |

\*June Secondary Draft  
<sup>^</sup>January Secondary Draft



## ITCHY JONES STADIUM (ABE MARTIN FIELD)

The Southern Illinois baseball team moved into the brand new \$4.2 million Richard “Itchy” Jones Stadium for the 2014 season after playing at Abe Martin Field since 1964. The renovated facility is named after SIU’s all-time winningest baseball coach. In 21 years as head coach, Jones led the Salukis to 10 NCAA Tournaments and three College World Series.

Constructed on the site of Abe Martin Field, Itchy Jones Stadium features two varieties of AstroTurf artificial grass playing surface. The outfield features 3D Xtreme, and the stadium is the first in the United States to install AstroTurf’s new 3Di on the base paths. The pitchers mound is a traditional natural surface, while the remainder of the field’s playing surface is comprised of AstroTurf.

Over 145,000 square feet and 55,000 pounds of turf were used to cover the field. It sits atop 5,400 tons of rock sub-base and was installed

using 420,000 pounds of rubber infill and 210,000 pounds of sand infill.

The field and bullpens are surrounded by outfield walls and sidewalls that were newly installed in 2014. Each traditional, below ground dugout is 56-feet long and features a restroom and a camera well to accommodate photographers.

The modern, concrete seating bowl features five rows of chair back seats behind home plate and bleachers with back rests along the baselines. Picnic tables line the concourse for a relaxing viewing experience. Itchy Jones Stadium also features a permanent concession stand and merchandise stand along with heated restrooms on the concourse behind home plate. The ticket window is located next to the clubhouse, along the third baseline. The stadium also features, new, expanded handicap parking on the road adjacent to the left field line.

The installation of six Musco stadium light poles in 2014 allow for night games at the park. The first home night game in program history was played on Friday, April 4 against Bradley.


The press box, named in honor of longtime Saluki broadcaster Mike Reis, was built for a cost of approximately \$175,000. It is 80 percent larger than the press box at Abe Martin Field, which was built by Jones, himself. Included in the 800-square foot press box are two radio booths and one flex booth that can accommodate radio or television. It also features a television production center and game operations suite.

The Dan Callahan Clubhouse was renamed in 2014 to honor the late head coach of the Salukis, who guided SIU for 16 seasons.

The upgrades provide a fan-friendly stadium that student-athletes, fans and alumni can be proud to call the home of Saluki Baseball.

### ITCHY JONES STADIUM QUICK FACTS

|                         |   |
|-------------------------|---|
| Construction Began      | June 24, 2013                                   |
| Groundbreaking Ceremony | June 25, 2013                                   |
| Cost                    | \$4 million                                     |
| Architects              | 360 Architecture, White & Borgognoni Architects |
| General Contractor      | Fager-McGee Commercial Construction, Inc.       |
| Capacity                | 2,000   |
| Dedication Ceremony     | March 13, 2014                                  |
| First Game              | March 14, 2014 vs. Illinois                     |
| Dimensions              | LF-330, CF-390, RF-330                          |
| Playing Surface         | AstroTurf Diamond R 3D Xtreme, AstroTurf 3Di    |
| Record                  | 71-63-1   |



## BASEBALL FACILITIES



**RICHARD "ITCHY" JONES  
STADIUM**

A four-year baseball letterwinner with a .304 career average and a one-year basketball letterwinner at SIU, Jones created a baseball dynasty in 21 years as SIU's head coach. A two-time national coach of the year, Jones led the Salukis to a 738-345-5 record, including 10 NCAA Tournament appearances and three trips to the College World Series, finishing runner-up in 1971. The Salukis won seven regular-season Missouri Valley Conference championships and five MVC Tournament titles under Jones, who was a four-time MVC Coach of the Year. Upon his retirement from coaching in 2005, the American Baseball Coaches Association Hall of Fame inductee ranked among the top 20 winningest coaches in NCAA Division I. Jones was inducted into the Saluki Hall of Fame in 1982. As popular as he was successful, Jones is a member of seven halls of fame including MacMurray College, Illinois High School Baseball Coaches Association, Illinois Basketball Coaches Association, Herrin High School and Jacksonville High School.



**DAN CALLAHAN  
CLUBHOUSE**

The second-winningest coach in Saluki baseball history, Callahan compiled 442 wins in 16 seasons as head coach at SIU. Likeable, respected, loyal and competitive, Callahan was the ultimate Saluki baseball ambassador. In 22 seasons as a collegiate head coach, Callahan amassed 595 wins. He was one of just five coaches in Missouri Valley Conference history to win more than 200 league games. Callahan was awarded the 2009 MVC Most Courageous Award, and the MVC Coach of the Year award was renamed in his honor in 2012.



**MIKE REIS  
PRESS BOX**


Longtime SIU radio announcer Mike Reis is in his 37th year broadcasting Saluki Baseball. Reis is a 1978 SIU radio and television graduate and has broadcast Saluki games since his days as an SIU student. He is a member of the Saluki Hall of Fame and the Illinois Basketball Coaches Association Hall of Fame and has also been named Illinois Sportscaster of the Year. He is also the voice of the SIU basketball and football teams.



**GLENN "ABE" MARTIN  
FIELD**

The home of Saluki baseball was officially named Abe Martin Field in a dedication ceremony held on April 30, 1972 in honor of Martin, who retired in 1971 after 33 years of service at SIU. He lettered in baseball, basketball and football at SIU. Martin reinstated the baseball program in 1947 after a 23-year layoff and served 19 years as head baseball coach. He also coached the men's basketball and football teams and served as athletic director at SIU. In 1964 and 1965, Martin led the baseball Salukis to the NCAA Mideast Regional. The third-winningest coach in Saluki baseball history, he was inducted as a member of the inaugural class of the Saluki Hall of Fame in 1978.

## SALUKIS IN THE POSTSEASON



Since joining the Division I ranks in 1966, Southern Illinois University has been one of the more successful and most frequent participants in the NCAA postseason tournament.

The Salukis have made five trips to the College World Series in Omaha, Neb. The 1968 team, coached by Joe Lutz, and the 1971 team, coached by Richard "Itch" Jones, both finished as national runners-up. SIU lost both those series to Southern California.

Jones led SIU to the CWS three times in six years. He had the Salukis back in the CWS in 1974 and again in 1977 with each team finishing in third place.

The Salukis hold one district championship team record and one individual CWS record. SIU hit nine home runs in a 15-6 victory over Ball State in the 1969 District 4 playoffs. Individually, Craig Robinson is tied for eighth for most doubles in a CWS. Robinson had four in five games during the 1977 series.

The current structure of the national collegiate Division I Baseball Championship provides for a field of 64 teams. The Missouri Valley Conference is one of the 29 conferences with an automatic bid. Winners of the 16 regional tournaments advance to eight super-regional tournaments. The eight winners of the super-regionals qualify for the College World Series in Omaha, Neb.

The 2013 season marked the 65th year the College World Series has been played in Omaha, Neb. It was played at Johnny Rosenblatt Stadium from 1948-2010, and in 2011 it moved to the newly constructed TD Ameritrade Park. The first College World Series ever played was in Kalamazoo, Mich., in 1947.

### CHAMPIONSHIPS

MVC Regular-Season.....7  
 Years: 1975, 1976, 1977, 1978, 1984,  
 1986, 1990

MVC Tournament .....4  
 Years: 1977, 1978, 1981, 1990

### POSTSEASON FACTS

College World Series App. ....5  
 Last College World Series App.....1977  
 College World Series Record ..... 12-10  
 NCAA Tournament App.....14  
 Last NCAA Tournament App.....1990  
 NCAA Tournament Record.....26-21

Last NCAA Tournament Opponent  
 San Diego State, L, 3-4 (1990)  
 Last College World Series Opponent  
 Arizona State, L, 0-10 (1977)  
 Best Finish at College World Series  
 2nd Place (1968, 1971)



### COLLEGE WORLD SERIES FACTS

Location .....Omaha, Neb.  
 Host School ..... Creighton University  
 Stadium ..... TD Ameritrade Park  
 Years .....2011-Present  
 Dates ..... June 17-28, 2017

### NCAA TOURNAMENT APPEARANCES

| Year | Site             | Record |
|------|------------------|--------|
| 1966 | District 4       | 0-2    |
| 1967 | District 4       | 1-2    |
| 1968 | District 4       | 3-0    |
| 1969 | District 4       | 3-0    |
| 1970 | District 4       | 2-2    |
| 1971 | District 4       | 4-1    |
| 1973 | District 4       | 2-2    |
| 1974 | District 4       | 3-2    |
| 1976 | Midwest Regional | 0-2    |
| 1977 | Midwest Regional | 3-0    |
| 1978 | Midwest Regional | 2-2    |
| 1981 | Midwest Regional | 1-2    |
| 1986 | Central Regional | 0-2    |
| 1990 | West I Regional  | 2-2    |

### SOUTHERN ILLINOIS COLLEGE WORLD SERIES APPEARANCES

| Year | Site        | Record |
|------|-------------|--------|
| 1968 | Omaha, Neb. | 3-2    |
| 1969 | Omaha, Neb. | 0-2    |
| 1971 | Omaha, Neb. | 3-2    |
| 1974 | Omaha, Neb. | 3-2    |
| 1977 | Omaha, Neb. | 3-2    |

### SIU IN FINAL NATIONAL RANKINGS (COLLEGIATE BASEBALL)

| Year | Rank | Record  |
|------|------|---------|
| 1968 | 2nd  | 37-14   |
| 1969 | 7th  | 36-9-1  |
| 1970 | 11th | 29-8    |
| 1971 | 2nd  | 43-9    |
| 1973 | 10th | 37-6    |
| 1974 | 3rd  | 50-12   |
| 1975 | 24th | 36-13-1 |
| 1976 | 27th | 39-14-1 |
| 1977 | 3rd  | 41-12   |
| 1978 | 20th | 37-14   |
| 1979 | 21st | 37-10   |
| 1981 | 22nd | 30-17   |
| 1990 | 16th | 49-14   |

### SIU IN FINAL NATIONAL RANKINGS BASEBALL AMERICA (SINCE 1980)

| Year | Rank | Record |
|------|------|--------|
| 1990 | 14th | 49-14  |



# JERRY KILL

**DIRECTOR OF ATHLETICS  
FIRST YEAR**

Legendary three-time national coach-of-the year Jerry Kill, who led Southern Illinois to five-consecutive NCAA playoff appearances, returned to SIU in the spring of 2018, where he currently serves as an ambassador for the university and the acting director of athletics.

Kill was Southern's head football coach from 2001 to 2007, leading the Salukis to five-straight appearances in the Football Championship Subdivision and winning three-straight Gateway Football Conference Championships. He received the prestigious Eddie Robinson National Coach of the Year Award in 2004 and the Liberty Mutual Coach of the Year Award in 2007.

In his current role with the University, he has begun reshaping Saluki Athletics, hiring the school's first-ever women's soccer head coach in Grant Williams, track & field head coach Rosalind Joseph, volleyball head coach Ed Allen and women's golf head coach Danielle Kaufman. He also reorganized the department's administrative structure, adding Senior Woman Administrator Liz Jarnigan and Associate AD Jeff Jones to help oversee day-to-day affairs. Kill has been a forceful advocate for Athletics within the community as a highly sought-after featured speaker, and he has laid out an ambitious fund-raising plan to ensure the department's long-term success.

A native of Kansas and a 1983 graduate of Southwestern College, where he played linebacker and won the team's most inspirational award, Kill rose through the ranks of the coaching profession with stops at Division II Pittsburg State, Saginaw Valley State and Emporia State. At Pittsburg State, he had stints as both offensive and defensive coordinator and helped lead the Gorillas to the DII championship game twice, including the 1991 national title. Sandwiched between his stints at Pittsburg State, Kill was the head coach at Webb City (Mo.) High School. He was 25-1 in two seasons at Webb City and won a state championship in 1989.

Southern Illinois had endured nine-straight losing seasons when Kill arrived in 2001, attendance was at an all-time low, and decrepit McAndrew Stadium was beyond repair. The Salukis went 1-10 during Kill's first year, but two years later in 2003, he and his staff of loyal assistants were sitting atop the Gateway Conference with a 10-2 record and the school's first playoff appearance in 20 years. Kill ushered in what is now known as the Golden Era of Saluki Football from 2003-09, in which Southern went 70-19 overall and 42-8 in the conference. Southern Illinois became the first league school to beat a Big Ten opponent when it toppled Indiana in 2006, and earned another FBS win the following year at Northern Illinois. SIU spent 99-consecutive weeks in the Top 25, including 18 weeks during 2004 and 2005.

His success at Southern led him to Northern Illinois, where he guided the Huskies to 23 wins in three seasons (2008-10), three-consecutive bowl games and a berth in the Mid-American Conference Championship game in 2010.

Minnesota hired Kill to resurrect its program in 2011, and he led the Gophers to three bowl games in four and a half seasons, including the Citrus Bowl in 2014. It marked the first New Year's Day bowl game for Minnesota since 1962. For his efforts, Kill was voted the Big Ten's Coach of the Year by both the conference's coaches and the media who cover the Big Ten. During his time at Minnesota, Kill recruited eight players that were selected in the NFL Draft, including four picks in 2015, which were the most taken for a Gophers team in a single draft since 2006.

Kill briefly stepped away from coaching in 2016, serving as associate athletics director for administration at Kansas State, before returning to the sidelines as the offensive coordinator and quarterbacks coach at Rutgers in 2017.

With over 30 years of experience in the coaching profession and a master at rebuilding programs, Kill has a lifetime record of 156-102. He was a four-time regional coach of the year, recorded winning seasons in 15 of his 22 years as a college head coach and was instrumental in getting facilities built at each of the programs where he served, including SIU's Saluki Stadium, which opened in 2010, three years after he left.

Kill has dealt with epilepsy for much of his adult life, serving as an advocate for others with the condition and earning wide-spread respect and national attention. He chronicled his experiences as a coach in a 2016 book, "Chasing Dreams: Living My Life One Yard at a Time."

In addition to his many coaching awards, Kill has a long list of civic honors, stemming from his public advocacy for worthy causes, such as the Coach Kill Cancer Fund that he started in southern Illinois while coaching at SIU, and the Epilepsy Chasing Dreams Fund he began while at Minnesota. He has been the recipient of the National Football Foundation Courage Award (2009), Grant Teaff FCA Coach of the Year Award (2010), Cal Stoll Courage Award (2014), Bob McNamara Memorial Legends Award (2015) and the FCA Power of Influence Award (2016). He continues to help raise money for research for the National Foundation of Epilepsy and was the inaugural recipient of the Epilepsy Foundation of Minnesota's Coach Kill Award in 2016.

Kill is a nationally recognized motivational speaker who has spoken to businesses and corporations across the country. He's a member of Hall of Fames at Southern Illinois, Southwestern College and Kansas Sports, and was named one of only two coaches on SIU's All-Century team that was announced in 2013. He and his wife, Rebecca, have two daughters, Krystal and Tasha.

## SEASON PREVIEW

The 2019 Southern Illinois baseball team will continue its exciting, aggressive brand of baseball with a deep core of returning starters and exciting newcomers. After ranking fourth in the NCAA in stolen bases and ninth in pitching shutouts in 2018, SIU returns six position starters, two starting pitchers, and most of its bullpen for the 2019 campaign.

### PITCHERS

The starting pitching staff is led by Brad Harrison, an All-MVC pitcher as a sophomore last year who was a three-time MVC Pitcher of the Week. Harrison is the No. 2 returning strikeout pitcher in the MVC in 2019.

Candidates to join Harrison in the starting rotation are Dylan Givens, Noah Farmer, Mason Hiser, and Blake Begner. Givens was third on the team with a 4.18 ERA last year and earned one MVC Pitcher of the Week honor. Farmer, a 6-4 righty from nearby Metropolis, Ill., showed tremendous potential as a freshman in 2018 and could make a leap into the weekend rotation as a sophomore.

Hiser was a weekend starter for the Salukis to begin the 2018 year before suffering a season-ending injury, but has returned healthy in 2019; and Blake Begner is a southpaw sophomore transfer from ICC who started nine games and had a 2.08 ERA in his lone season in junior college.

"We feel really good about the depth of this group," SIU head coach Ken Henderson said. "All five have started games previously and have the ability to be weekend starters. Their biggest attribute is that they all possess outstanding command of the strike zone with multiple pitches."

Trey McDaniel and Justin Yeager headline the bullpen for SIU. McDaniel was an impact freshman last year, serving as SIU's primary setup man to all-time saves leader Ryan Netemeyer. McDaniel also picked up two saves and finished three shutouts. Yeager, who has the best fastball on the team, boasts a career 3.13 ERA and has struck out 10.2 batters per nine innings in his career.

Senior Hunter Hart, who was drafted in 2014, is one of two seniors on the pitching staff, along with Saluki Football quarterback Matt DeSomer, who joined the team this winter at the conclusion of his football career. They are joined by freshmen Matthew Steidl, Corey Mitson, and Sam Grace. Grace was drafted in the 40th round out of high school by the Baltimore Orioles.

Juniors Alex Gutermuth, Henry Boeckmann, and Jared Kengott are starting their third seasons for the Salukis. Gutermuth, who had a big freshman season before being slowed by injuries as a sophomore, is expected to be healthy early in the season, and

Boeckmann, a valuable left-hander, has shown steady improvement as he fills into his 6-7 frame. Kengott, who has a strong arm but hasn't pitched since high school, has made big strides since joining the pitching staff this year.

"The bullpen is probably the biggest question mark going into the season," Henderson said. "Although talented, we have some guys stepping into new roles and some inexperienced guys that have to prove themselves at this level. Hopefully, our bullpen turns into a strength as the season progresses."

### INFIELD

The SIU infield returns Grey Epps, J.T. Weber and Nikola Vasic in 2019. After playing multiple positions last year, Epps is expected to slide into the starting shortstop role to replace Connor Kopach, who was drafted by the Seattle Mariners. Vasic returns at second base and, along with Epps, will continue to provide the Salukis with one of the most exciting double-play combinations in the league, as they have led the MVC in double plays five of the last six seasons.

Weber is slated to move from third base to first base, replacing SIU's all-time doubles leader Logan Blackfan. Ian Walters and Philip Archer are two new Saluki infielders that should make a big impact. Walters, one of the top junior college infielders in the Midwest last year at Rend Lake will play third base for the Salukis in 2019.

Archer, who was the 2018 GRAC Player of the Year at Olney Central College, brings a middle-of-the-order, left-handed bat and will DH and play first base for SIU.

SIU has infield depth in Alex Lyon. Lyon, a starting outfielder, is one of the best all-around players in the league and can play nearly every position on the field. He saw time at third base and second base for SIU last year.

"Defense should be a strength of our club, and it starts with this infield group," Henderson said. "There are four former shortstops in the group so they are extremely athletic in addition to being very versatile."

### OUTFIELD

Southern's deepest position group on the team is in the outfield, with five players returning who earned at least 17 starts last season. The group is led by Lyon, who had an outstanding inaugural season in Carbondale, hitting .316



**ADDISON FUGITT**

## SEASON PREVIEW

with 11 doubles, 5 home runs, 40 RBIs and 29 stolen bases while playing primarily in left field.

Kenton Crawford and Addison Fugitt combined for 91 starts a year ago, and Kengott and Brad Hudson added 37 more. The five returning outfielders combined to steal 57 bases last year.

Added to that group is Will LaRue, the nation's top returning base stealer. He came to SIU as a graduate transfer for his senior season after being a starter on back-to-back NCAA Regional finalist teams at Xavier.

SIU's depth continues with Brady Michel and Evan Martin. Michel was a middle-of-the-order bat on one of the top junior college teams in the nation last year, and Martin is an exciting left-handed hitting freshman.

"As most people know, our club is built on speed, and this group of outfielders is the fastest we've had," Henderson said. "There is a good mix of left-handed and right-handed bats; but most importantly, they will be able to run balls down in the outfield and should continue our trend of being aggressive on the bases."

### CATCHERS

Austin Ulick returns to SIU after starting 42 games as a sophomore in 2018. Ulick is joined by two newcomers, fifth year seniors Colin Butkiewicz and Aiden McMahan. Butkiewicz is a transfer from Western Kentucky, where he started 40 games last year. McMahan, a Wolf Lake, Ill., native, played at Rend Lake and SEMO before transferring to the Salukis. Both are eligible to play immediately.

"I don't recall ever going into a season with three catchers that could all be every day players," Henderson said. "They are all talented defensively, but also each of them bring something different offensively; Ulick is a right-handed hitter, McMahan is left handed and Buck is a switch hitter."

### SCHEDULE

The Salukis open the season on February 15 at Nicholls. SIU has 29 home games scheduled at Itchy Jones Stadium, starting with the home opener on March 1 against Western Illinois. Southern Illinois hosts both Missouri State and Dallas Baptist at Itchy Jones Stadium in Missouri Valley Conference play.

The non-conference schedule includes challenging road weekend series at Illinois and Butler. The Illini will return to Carbondale for a mid-week game on April 30. Fifteen of the team's final 21 home games will be broadcast nationally by The Valley on ESPN.

"This schedule will give our players an opportunity to

learn to compete on the road, and our fans a chance to see some really good baseball at home in Itchy Jones Stadium," Henderson said.

### COACHES

Head coach Ken Henderson is entering his ninth year as the head coach of the Salukis and 29th year with the program. After leading the nation's biggest turnaround from 2015 to 2016, Henderson has led SIU to 86 wins over the past three years.

Associate head coach P.J. Finigan, who was inducted into the SIU Hall of Fame this fall as a former player, is also in his ninth year as the program's pitching coach. Finigan quickly has turned SIU's pitching into some of the program's best in the last 30 years, coaching seven MLB Draft picks and 16 All-MVC pitchers.

Seth LaRue enters his third season at SIU and is the architect of SIU's renewed offensive aggressiveness. Under LaRue, SIU has stolen 231 bases over the last two years, more than 100 better than any team in the league.

Adam Core enters his first year as the program's volunteer assistant and will coach catchers, and Adam Harris is the program's first graduate assistant, leading the program's analytics and operations. Ryan Netemeyer, who closed his playing career with the second-most saves of anyone in the history of the MVC, will be a student assistant and help coach pitchers.

Season tickets are on sale now by calling 877-SALUKIS or by visiting [SIUSalukis.com/tickets](http://SIUSalukis.com/tickets). Stay up-to-date with Saluki Baseball by following the team on Twitter @SIU Baseball, Instagram @SIU\_Baseball, and Facebook at Saluki Baseball.

### 2019 MVC PRESEASON POLL

| Place | Team (First place votes) | Points |
|-------|--------------------------|--------|
| 1.    | Missouri State (5)       | 59     |
| 2.    | Dallas Baptist (2)       | 58     |
| 3.    | Indiana State (1)        | 49     |
| 4.    | Bradley                  | 39     |
| 5.    | Southern Illinois        | 31     |
| 6.    | Illinois State           | 28     |
| 7.    | Valparaiso               | 13     |
| 8.    | Evansville               | 11     |

### 2019 MVC PRESEASON ALL-MVC

| Pos. | Name              | School         |
|------|-------------------|----------------|
| 1B   | Ben Whetstone     | Missouri State |
| 2B   | Jarrod Watkins    | Indiana State  |
| 3B   | Brendan Dougherty | Bradley        |
| SS   | Jimmy Glowenke    | Dallas Baptist |
| OF   | John Rave         | Illinois State |
| OF   | Blake Billinger   | Valparaiso     |
| OF   | Andy Shadid       | Bradley        |
| SP   | Triston Polley    | Indiana State  |
| SP   | Luke Eldred       | Dallas Baptist |
| RP   | Connor Sechler    | Missouri State |
| RP   | Jarrod Bayless    | Dallas Baptist |

A blurred background of a crowd with a person in a maroon cap and grey shirt in the foreground.

**COACHING STAFF**





# KEN HENDERSON

**HEAD COACH  
NINTH SEASON  
MISSOURI SOUTHERN STATE (1983)**

Ken Henderson enters his ninth season as the head coach of Saluki Baseball in 2019. He has been a Division I coach for 34 seasons, and he has been on the SIU coaching staff for 28 seasons. A long-time assistant, Henderson took over as the interim head coach prior to the 2011 season following the passing of long-time friend and head coach Dan Callahan and earned the permanent head coaching position after the 2011 season.

Under Henderson, 11 Southern Illinois players have been drafted in the MLB draft.

Henderson guided the Salukis to fourth-place finishes in the MVC in 2016 and 2017, the best back-to-back finishes for the program since 2002-05. The two teams won a combined 57 games and earned a combined 14 All-MVC honors.

Since Henderson came to Carbondale in 1991, 36 players have been taken in the MLB Draft. Nine have been drafted since Henderson became the head coach in 2011, including four in 2017.

Henderson has worked with four Salukis who went on to long Major League careers: Sean Bergman (8-year MLB career), Jason Frasier (12-

year MLB career), Jerry Hairston, Jr. (16-year MLB career), and Al Levine (10-year MLB career).

In 2017, several Salukis were among the nation's best. At the end of the regular season, Ryan Netemeyer ranked second in the NCAA in saves, Greg Lambert ranked third in doubles, and Connor Kopach ranked third in steals. All three led the MVC, and Netemeyer and Lambert set SIU single-season records in those respective statistics.

Netemeyer earned recognition as one of the best pitchers in the nation as a finalist for National Pitcher of the Year and a semifinalist for NCBWA Stopper of the Year.

Henderson engineered the biggest turnaround in college baseball from 2015 to 2016. After bringing a combined 30 new players into the program in 2014 and 2015, Henderson developed the talent into a 31-win team in 2016, with six of his players earning All-MVC honors after the season.

Henderson's Salukis led the league in doubles during league play and ranked second in the MVC in ERA in 2016. Michael Baird and Logan Blackfan, both sophomores, were MVC statistical leaders in 2016. Baird led the league in ERA (1.76) and wins (9), while Logan Blackfan led the conference in doubles (23).

In 2014, SIU pitchers Sam Coonrod (5th round, San Francisco Giants) and Todd Eaton (34th round, Kansas City Royals) were selected in the MLB draft. Under Henderson, six players have been selected in the MLB Draft.

In 2013, Cody Forsythe set the school record for career starts (49) and innings pitched (346.2) and finished fifth in career strikeouts (246) before being selected by the Phillies in the MLB Draft. The 2013 squad also featured five All-MVC selections, including second-teamers Forsythe, Austin Montgomery and Todd Eaton.

In 2012 Henderson guided SIU to a 31-28 record, an improvement by eight wins over his first season as head coach, and advanced to the championship game of the MVC Tournament despite being picked to finish sixth in the conference. One of the season highlights included a victory over No. 19 Stetson as the Dawgs swept their way through the Bright House Invitational, hosted by Stetson. In addition, the Salukis placed three players on the MVC's 2012 All-Tournament team with Brian Bajer, Todd Eaton and Chris Serritella.

The 2012 team hit .294, second highest in the Missouri Valley. In addition, SIU led the conference in slugging percentage (.436), runs scored (378), hits (610), RBI (342), doubles (125), home runs (50), extra-



base hits (185) and total bases (905) in 2012. The team's 125 doubles matched a school record.

First baseman Chris Serritella was named a 2012 All-American by five different organizations. He was a Baseball America first-team All-American, the first in 31 years at SIU. Serritella won the 2012 MVC batting title and led the conference in seven other offensive categories.

Serritella was drafted by the Phillies in the fourth round in 2012, and left-handed pitcher Nathan Dorris went to the Cubs in the 17th round. Henderson has coached a total of 37 players at Southern Illinois who have gone on to be drafted. Included on that list are 2009 World Series Champion Jerry Hairston, Jr. (retired), Jason Frasor and P.J. Finigan, now the pitching coach with Henderson at SIU.

In Henderson's six seasons as head coach, the Salukis have garnered 20 All-MVC spots, including six on the 2016 squad. The Dawgs have placed six players on the All-MVC first team during his tenure.

In 2011, Henderson's first full season as interim head coach, he guided Southern Illinois to a fifth-place finish in the MVC, despite being picked to finish seventh in the preseason poll. SIU did so without two of its top players in Serritella and closer Lee Weld, who both missed the entire season with injuries. In addition, Aaron Snyder missed the majority of the season after he was projected to be a weekend starter for the Dawgs. Southern Illinois' 2011 roster featured 27 players, 19 of which were freshmen or sophomores.

Henderson also served as interim head coach for the final 20 games of the 1994 season and led SIU to a 12-8 record. Henderson guided Southern to a winning record that season after the club started the year winning just 15 of its first 33 games.

He came to Southern Illinois in the fall of 1990 as an assistant coach and held the title of associate head coach from 1993-2010 under head coaches Sam Riggelman and Callahan.

Prior to joining Southern Illinois for the 1991 season, Henderson served as an assistant coach at Oral Roberts where he assembled several recruiting classes that ranked among the nation's elite by Collegiate Baseball. In 1987, he helped ORU to a 49-14 record and runner-up finish at the NCAA West I Regional.

A 1983 graduate of Missouri Southern State, Henderson played for one of the nation's top NCAA Division II programs. Following graduation, he began his coaching tenure at his alma mater before moving on to coach at Kansas State from 1984-86.

Henderson is a native of Vinita, Okla. He and his wife, Pam, reside in Carterville and have two sons, Keegan and Connor.

## THE HENDERSON FILE

Born: Sept. 28, 1960  
 Birthplace: Vinita, Okla.  
 High School: Vinita (Okla.)  
 College: Bachelor's degree, Missouri Southern State ('83)  
 Spouse: Pam  
 Children: Keegan, Connor

### COACHING EXPERIENCE

- Assistant Coach - Missouri Southern State (1983)
- Assistant Coach - Kansas State (1984-86)
- Assistant Coach - Oral Roberts (1987-89)
- Assistant Coach - Southern Illinois (1990-92)
- Associate Head Coach - Southern Illinois (1993-2010)
- Interim Head Coach - Southern Illinois (1994, 2011)
- Head Coach - Southern Illinois (2012-present)

### CAREER HEAD COACHING RECORD

| Year   | Record    | Pct. | MVC    | Pct. | Finish |
|--------|-----------|------|--------|------|--------|
| 1994*  | 12-8      | .600 | 8-8    | .500 | 5th    |
| 2011*  | 23-34     | .404 | 11-10  | .524 | 5th    |
| 2012   | 31-28     | .525 | 9-12   | .429 | 6th    |
| 2013   | 25-33     | .431 | 6-15   | .286 | 7th    |
| 2014   | 26-31     | .456 | 4-17   | .190 | 8th    |
| 2015   | 12-46     | .207 | 6-15   | .285 | 8th    |
| 2016   | 31-25-1   | .553 | 11-10  | .528 | 4th    |
| 2017   | 27-30     | .474 | 10-10  | .500 | 4th    |
| 2018   | 28-30     | .483 | 10-11  | .476 | 5th    |
| Totals | 215-265-1 | .448 | 75-108 | .410 | --     |

\*Henderson served as interim head coach for the final 20 games of the 1994 season and entire 2011 season.





# P.J. FINIGAN

**ASSOCIATE HEAD COACH  
NINTH SEASON  
SOUTHERN ILLINOIS (2005)**

One of the best players in program history, P.J. Finigan enters his ninth season as SIU's pitching coach in 2019. In his eight seasons at SIU, Finigan has developed 16 All-MVC pitchers at SIU, two freshman All-Americans and seven MLB Draft picks. He was promoted to Associate Head Coach prior to the 2018 season.

In 2017 under Finigan's leadership, Ryan Netemeyer was one of the best pitchers in the nation. Netemeyer was a finalist for National Pitcher of the Year and semifinalist for NCBWA Stopper of the Year after saving 15 games, which was an SIU record and ranked second in the NCAA at the conclusion of the regular season.

Netemeyer and Chad Whitmer both earned All-MVC honors after the 2017 season. Whitmer led the MVC in strikeouts during the regular season and

finished the year with 11 quality starts and 95 strikeouts--the second-most by a Saluki since 2000.

Two SIU pitchers were taken in the 2017 MLB Draft. Chad Whitmer was selected in the 10th round of the 2017 MLB Draft by the New York Yankees, and Joey Marciano was taken in the 36th round by the San Francisco Giants. Michael Baird was taken in the 23rd round by the St. Louis Cardinals in the 2018 MLB Draft. Whitmer and Sam Coonrod (5th round in 2014) are top-10 round MLB Draft picks tutored by Finigan.

The program's top three team ERA marks in the last 36 years are a direct result of Finigan's pitching (3.38 in 2005) or coaching (3.50 in 2014 and 3.64 in 2016).



Finigan developed the 2016 pitching staff into one of the best in the Midwest. The Salukis had a 3.64 ERA, which was second in the MVC and nearly a run lower than the league average. Michael Baird, Chad Whitmer and Ryan Netemeyer all earned All-MVC honors after the season.

Finigan developed Baird into the conference's best pitcher in 2016. Baird earned the MVC ERA title for both all games (1.76) and league games (1.53). His season ERA in 102 innings (1.76) ranked 12th nationally. Netemeyer recorded 12 saves, which ranks second in SIU single-season history and ranked top-25 nationally in 2016.

An infielder/pitcher for the Salukis from 2002-05, Finigan was the 2005 Joe Carter Missouri Valley Conference Player of the Year. He helped the Salukis to three 30-win seasons before he spent four seasons as a pitcher in the Detroit Tigers organization.

During his fourth season as the pitching coach, SIU had two pitchers (Sam Coonrod, Todd Eaton) taken in the MLB draft. Finigan developed left-handed pitcher Kyle Pauly, who was one of nine relief pitchers to be named a Louisville Slugger Freshman All-American. Under Finigan's guidance in 2015, LHP Aaron Hauge earned second-team All-MVC honors.

In Finigan's first four years as pitching coach, Saluki pitchers earned seven All-Missouri Valley Conference selections. In 2013, both right-handed reliever Todd Eaton and left-handed starter Cody Forsythe earned second-team honors. In addition, left-handed reliever Tyler Dray earned an All-MVC honorable mention.

Finigan was instrumental in the development of Forsythe, a three-time All-Conference selection who finished his career in 2013 as SIU's all-time leader in games started and innings pitched. Forsythe posted an 11-7 record and a 1.95 ERA in 21 conference starts over his last three seasons.

Under Finigan's tutelage, Eaton finished his career with the second most saves in program history with 19.

The 2012 squad issued the second fewest walks among Valley schools in conference games, a total of 58 walks and an average of fewer than three per nine innings. In addition, the Salukis' staff struck out 409 batters, the highest SIU total since 2005 and the third most in school history.

In 2011, his first season as pitching coach, Finigan's impact was felt immediately. Working with the third smallest pitching staff in the nation, Finigan saw the staff lower its ERA from 6.62 in 2010 to 4.53 in his first season.

In Finigan's first season as pitching coach, the Salukis issued 173 walks, the lowest total in the Missouri Valley Conference and the lowest total by an SIU team

since 2007. The Salukis also recorded 14 saves, the third most in school history, despite season-ending injuries to key relievers. Dray stepped into the closer's role and was named a Louisville Slugger Freshman All-American, an award that Finigan won in 2002.

Following his senior season at SIU, Finigan was selected by the Tigers in the seventh round (210th overall) in the 2005 draft. Finigan was the first pitcher of his draft class to reach double-A, doing so in 2006. He remained there until 2007, when he went on the disabled list for two seasons. Injuries to his elbow and three surgeries, including two Tommy John surgeries, forced him to retire from playing.

In 2005 Finigan won the MVC batting crown with a .386 batting average. He also had 48 RBIs, four triples and six home runs that year. However, he did his real damage on the mound, posting a 9-3 record with a 3.24 ERA. He is the only player in Missouri Valley Conference history to earn All-MVC honors both as a pitcher and hitter in the same season.

Finigan's four complete games that year are the second most by a Saluki since 1991. That season he also struck out 107 batters in 105 innings pitched and finished his career with a 12-5 record.

Finigan played in 218 games, the fifth-most by a Saluki in program history. He also ranks sixth at SIU in career at-bats (837), eighth in doubles (47), seventh in triples (13), 10th in hits (251) and 10th in RBIs (135).

A Springfield native, he and his wife, Courtney, were married in the fall of 2010. They have two children, Turner and C.C.





# SETH LARUE

**ASSISTANT COACH  
THIRD SEASON  
CAMPBELL (2015)**

Seth LaRue is in his third season as an assistant coach at Southern Illinois in 2019. LaRue was the program's volunteer assistant in 2017 before being promoted to hitting coach in 2018. Three SIU hitters coached by LaRue have been drafted in the MLB draft.

LaRue overhauled Southern's running game. After SIU stole 38 bases the year prior to LaRue's arrival, he led the Salukis to a league-leading 100 stolen bases in 2017 and 131 stolen bases in 2018. SIU ranked fourth in the nation in stolen bases in 2018.

Connor Kopach was the MVC stolen base statistical champion both seasons under LaRue and ended his career as the NCAA's active career stolen base leader in 2018.

Kopach is one of three SIU hitters in two seasons to be drafted after working with LaRue. Kopach was drafted in the 25th round of the 2018 MLB Draft by the Seattle Mariners. Greg Lambert (21st round, San Diego Padres) and Nick Hutchins (27th round, Kansas City Royals) were drafted and signed as juniors after the 2017 season.

In 2017, Starting catcher Nick Hutchins was named to the Johnny Bench Award Watch List, given to the top catcher in NCAA baseball. Three other hitters--Greg Lambert, Connor Kopach and Ryan Smith--were named to the All-Conference team after the season.

In his first season as the program's full-time hitting coach in 2018, LaRue

guided a patient approach that led the program to its most walks in a season since 1990. The program took the fourth-most free passes (walks and hit-by-pitches) per game in program history in 2018.

In addition, LaRue led SIU's hitters to the second-best slugging percentage for an SIU team since the NCAA mandated BBCOR bats in 2011. SIU hitters have earned six All-MVC honors in LaRue's two seasons at SIU.

Kopach and Smith were 1-2 in the Missouri Valley Conference in stolen bases at the end of the 2017 season. Kopach's 33 steals were the most by any SIU player since 1991, and he also set a single-game record with four steals in a game.

LaRue came to SIU from Campbell University, where he played (2014 and 2015) and coached (2016). As a player, LaRue led the Camels to the program's first-ever NCAA Tournament berth. He led the Camels to 73 wins in his two seasons, and he hit .327 as a senior in 2015. He was a two-time member of the Big South Presidential honor Roll.

LaRue spent his first two years of his college baseball career at Olney Central College, where he was a two-year starter and two-time Academic All-Conference honoree.

LaRue is an Evansville, Indiana, native. He earned his bachelor's degree from Campbell in 2015 and his M.B.A from Campbell in 2018.





# ADAM CORE

**VOLUNTEER ASSISTANT COACH  
FIRST SEASON**

Adam Core joined the Saluki Baseball staff as a volunteer assistant for the 2019 season. Core joins the staff after a playing and coaching career at Harris-Stowe State in St. Louis.

At SIU, Core assists with the hitting program and serves as the primary coach for the catchers. He is also the first-base coach for the Salukis.

A Nashville, Tennessee, native, Core played collegiately at Dyersburg State and Harris-Stowe University, and he was a team captain and Academic All-Conference selection at Harris-Stowe. He graduated magna cum laude from Harris-Stowe with a degree in business administration in 2017.

Core was as a student manager at Alabama under head coach Mitch Gaspard. He also coached at the prep level with the Legends Baseball Club and Knights Baseball Organization, both based out of Tennessee. Core was a head coach for the Knights, on the of the nation's premier travel baseball organizations. He comes to SIU from Lincoln Memorial University, where he was a graduate assistant in Fall 2018.



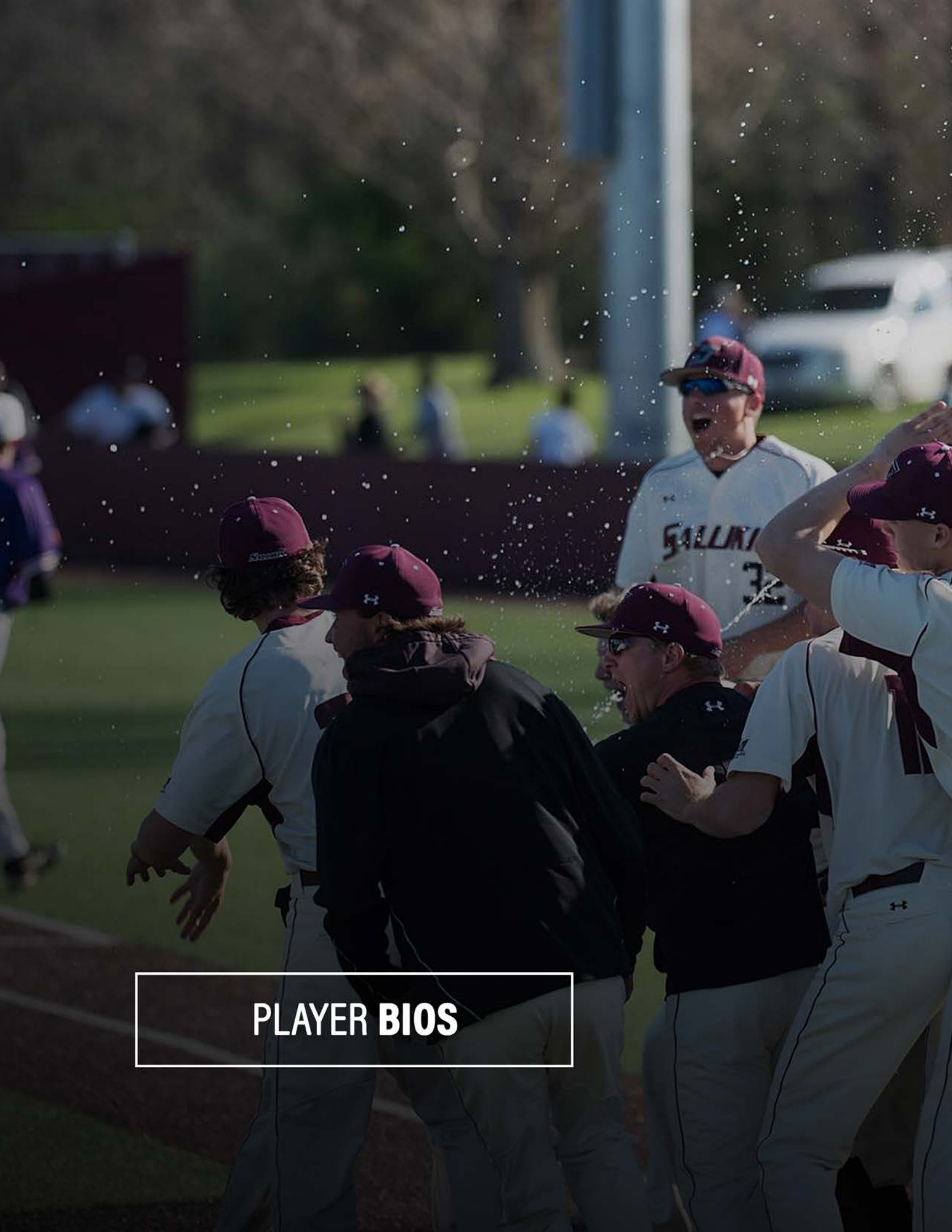
# RYAN NETEMEYER

**STUDENT ASSISTANT COACH  
FIRST SEASON  
SOUTHERN ILLINOIS (2018)**


Ryan Netemeyer is in his first season as a student assistant on the Saluki Baseball staff in 2019. He will assist associate head coach P.J. Finigan with the Saluki pitching staff.

One of the greatest closers in Missouri Valley Conference history, Netemeyer ended his career with a school-record 37 saves, which ranks second in MVC history. He was a three-time All-MVC closer and led the MVC in saves twice. He was named a semifinalist for National Pitcher of the Year and NCBWA Stopper of the Year in 2017.

In addition, Netemeyer was a two-time MVC Scholar-Athlete while pursuing a degree in engineering. After completing that degree in December 2018, Netemeyer will pursue a master's degree at SIU while working with the SIU pitchers.



## PLAYER BIOS





# PHILIP ARCHER

---

**JR.**

**INF**

**6-2, 235**

**GREENVILLE, IND.**

**FLOYD CENTRAL HS**

**OLNEY CENTRAL COLLEGE**

---

## **PRIOR TO SIU**

Played two seasons at Olney Central College ... Hit .341 over two seasons at Olney ... Hit .400 with 21 doubles, 12 home runs and 70 RBIs in 2018 ... He also held an on-base percentage of .463 in 2018 ... Struck out only 33 times in 195 at bats ... In NJCAA Division I, Archer ranked in the top-100 in batting average (85th), doubles (23rd), hits (55th), home runs (86th), RBIs (30th), sac flies (8th), slugging (96th) and total bases (61st) ... Great Rivers Athletic Conference and Region 24 position player of the year ... Helped lead team to 41-16 record in 2017 and 42-16 record in 2018.

---

## **PERSONAL**

Full given name is Philip Michael Archer ... Son of Mary Anne and Leslie Archer ... Has one older brother, Andrew, and one younger brother, Joel ... Born May 28, 1998, in Indianapolis.



# BLAKE BEGNER

SO.  
LHP  
5-8, 165  
PEORIA HEIGHTS, ILL.  
PEORIA HEIGHTS HS  
ILLINOIS CENTRAL COLLEGE

## PRIOR TO SIU

Played one season at Illinois Central College ... Made 11 appearances and nine starts on the mound ... Went 6-2 with a 2.08 ERA in 56.1 innings ... Struck out 69 batters, averaging over 11 strikeouts per game ... Held opponents to a .164 batting average ... Produced a 1.000 fielding percentage ... In NJCAA Division II, Begner ranked in the top-100 in ERA (9th), opponent batting average (47th), strikeouts (71st) and strikeouts per game (38th) ... Academic: Held a 5.22 GPA in high school, was a member of the National Honor Society, and held a 4.0 GPA at ICC ... Also played football and basketball ... Earned All-State as a quarterback in football and All-Conference in basketball.

## PERSONAL

Full given name is Blake William Begner ... Son of Jayme and Lyle Begner ... Has one older brother, Jon ... Born Nov. 3, 1998, in Peoria, Ill.



# HENRY BOECKMANN

**JR.**  
**LHP**  
**6-6, 205**  
**BALLWIN, MO.**  
**DESEMET HS**

## 2018 (SOPHOMORE)

Made 11 appearances out of the bullpen ... Limited opponents to a .279 batting average over 11.2 innings ... Struck out 13 ... Six scoreless appearances ... At least one strikeout in nine of 11 appearances ... Struck out three in 1.1 innings against Austin Peay (4/4) ... Earned a spot on the MVC Academic Honor Roll.

## 2017 (FRESHMAN)

Appeared in 9 games and started five on the mound ... Went 0-3 with a 10.43 ERA in 14.2 innings ... Threw two scoreless innings to finish a 7-0 shutout win over Louisiana Monroe ... Allowed just two unearned runs in three innings of an SIU win vs. SEMO (4/11) ... Struck out two in an inning twice, at Austin Peay (2/22) and vs. Murray State (3/22).

## PRIOR TO SIU

Went 4-3 with a 1.51 ERA as a senior at DeSmet Jesuit High School ... Also participated in basketball and cross country ... Was an honor roll student all four years ... Volunteered 50 hours of community service as a senior.

## PERSONAL

Full given name is Henry Philip Boeckmann ... Son of Paula and Philip Boeckmann ... Has two siblings ... Born May 10, 1998.

## CAREER STATISTICS

|       | ERA   | W | L | APP | GS | CG | SHO | SV | IP   | H  | R  | ER | BB | SO | 2B | 3B | HR | BF  | BAVG | WP | HBP | BK | SFA | SHA |
|-------|-------|---|---|-----|----|----|-----|----|------|----|----|----|----|----|----|----|----|-----|------|----|-----|----|-----|-----|
| 2017  | 10.43 | 0 | 3 | 9   | 5  | 0  | 0   | 0  | 14.2 | 22 | 19 | 17 | 16 | 6  | 3  | 0  | 2  | 84  | .367 | 2  | 4   | 1  | 3   | 1   |
| 2018  | 6.94  | 0 | 0 | 11  | 0  | 0  | 0   | 0  | 11.2 | 12 | 9  | 9  | 15 | 13 | 0  | 0  | 0  | 58  | .279 | 3  | 0   | 0  | 0   | 0   |
| Total | 8.89  | 0 | 3 | 20  | 5  | 0  | 0   | 0  | 26.1 | 34 | 28 | 26 | 31 | 19 | 3  | 0  | 2  | 142 | .330 | 5  | 4   | 1  | 3   | 1   |



# COLIN BUTKIEWICZ

**SR.**

**C**

**6-1, 190**

**GREENDALE, WIS.**

**GREENDALE HS**

**WESTERN KENTUCKY**

## PRIOR TO SIU

Redshirted at Houston before playing two seasons at John A. Logan ... Played at Western Kentucky in 2018, starting 40 games at catcher ... During his two JuCo seasons, Butkiewicz played 74 total games and slashed .286/.404/.441 ... He amassed 61 hits, 46 runs and 49 runs batted in ... Of his 61 hits, 22 went for extra bases (15 doubles, 3 triples and 4 homeruns), which contributed to his 94 total bases ... Added 44 walks and 3 times hit by pitch, compared to 51 strikeouts.

## PERSONAL

Born May 28, 1996 in Milwaukee, Wisc. ... Son of Brian and Ann Butkiewicz ... Has older sisters, Sarah and Lauren, and a younger brother, Noah ... Studied exercise science at WKU ... Favorite athlete is Bryce Harper ... Butkiewicz's father had the biggest influence on his athletic career because he taught him everything ... Graduated from Greendale High School in 2014.



# KENTON CRAWFORD

**SR.**  
**OF**  
**6-3, 185**  
**BATESVILLE, ARK.**  
**BATESVILLE HS**  
**MINERAL AREA COLLEGE**

## 2018 (JUNIOR)

Played in 46 games and started 41 in the outfield ... Hit .218 with three doubles, 22 runs scored and 10 RBIs ... Stole eight bases ... Went 2-for-4 in his second career game ... Hit .311 in MVC games, which was second-best on the team.

## PRIOR TO SIU

Played two seasons at Mineral Area College, earning All-Region and All-Conference recognition ... Three-time All-Conference and two-time All-State selection in high school ... Hit .400 with three homers as a senior in high school ... Also played football and basketball and was an All-State football player ... Had a scholarship offer to play football at Central Arkansas.

## PERSONAL

Son of Danita and Eddie Crawford ... Has a younger sister, Kansada ... Born Nov. 7, 1996, in Batesville, Ark.

## CAREER STATISTICS

|       | AVG  | GP | GS | AB  | R  | H  | 2B | 3B | HR | RBI | SLG% | BB | HBP | SO | GDP | OB%  | SF | SH | SB | PO | A | E | FLD% |
|-------|------|----|----|-----|----|----|----|----|----|-----|------|----|-----|----|-----|------|----|----|----|----|---|---|------|
| 2018  | .218 | 46 | 41 | 142 | 22 | 31 | 3  | 0  | 0  | 10  | .239 | 12 | 3   | 28 | 4   | .289 | 2  | 0  | 8  | 87 | 2 | 6 | .937 |
| Total | .218 | 46 | 41 | 142 | 22 | 31 | 3  | 0  | 0  | 10  | .239 | 12 | 3   | 28 | 4   | .289 | 2  | 0  | 8  | 87 | 2 | 6 | .937 |



# MATT DESOMER

---

**SR.**  
**RHP**  
**6-1, 215**  
**LOWELL, IND.**  
**ANDREAN HS**

## **PRIOR TO 2019 (SIU FOOTBALL CAREER)**

---

Joined the SIU baseball team after five years (2014-18) as a member of the SIU football team ... Was the team's starting quarterback at the end of his senior year (2018) ... During football career, played quarterback, wide receiver, and safety ... Finished his football career with 1,332 yards passing and 11 touchdowns, 953 yards rushing and 12 touchdowns, 110 yards receiving, nine tackles, one kick return and eight punt returns ... Finished football career with 2,285 yards total offense.

## **PERSONAL**

---

Born June 7, 1995, in Naperville, Ill. ... Son of Tammy and Tim DeSomer ... Has two older brothers, Brandon and Bryan, and a younger sister, Morgan ... Majoring in management, accounting.



# GREY EPPS

**SO.**  
**INF**  
**6-1, 185**  
**CLARKSVILLE, TENN.**  
**ROSSVIEW HS**

## 2018 (FRESHMAN)

Played in 43 games and started 39, mostly at third base ... Hit .230 with two doubles, one triple, one home run, 14 RBIs and 19 runs scored ... Team went 21-14 with Epps starting at third base ... After starting the season 4-for-45, hit .298 during the remainder of the season ... Had six multi-hit games, including three three-hit games ... Earned a spot on the MVC Academic Honor Roll.

## PRIOR TO SIU

All-District honoree as a senior ... Earned a Middle Tennessee All-Star spot as a senior ... Hit .350 with six home runs, 10 doubles and 45 RBIs as a senior ... Played on 2014-15 District Tournament championship team and 2015-16 Regional championship team ... 2013-14 Most Valuable Offensive Player at Stewart County High School ... Also played basketball and was an honor roll student.

## PERSONAL

Full given name is Christian Grey Epps ... Son of Alison and Kidd Epps ... Has three younger siblings, Paisley, Sadie and Townes ... Born March 30, 1999, in Clarksville, Tenn.

## CAREER STATISTICS

|       | AVG  | GP | GS | AB  | R  | H  | 2B | 3B | HR | RBI | SLG% | BB | HBP | SO | GDP | OB%  | SF | SH | SB | PO | A  | E | FLD% |
|-------|------|----|----|-----|----|----|----|----|----|-----|------|----|-----|----|-----|------|----|----|----|----|----|---|------|
| 2018  | .230 | 43 | 39 | 139 | 19 | 32 | 2  | 1  | 1  | 14  | .281 | 12 | 4   | 38 | 4   | .310 | 0  | 1  | 2  | 26 | 80 | 5 | .955 |
| Total | .230 | 43 | 39 | 139 | 19 | 32 | 2  | 1  | 1  | 14  | .281 | 12 | 4   | 38 | 4   | .310 | 0  | 1  | 2  | 26 | 80 | 5 | .955 |



# NOAH FARMER

**SO.**  
**RHP**  
**6-4, 200**  
**METROPOLIS, ILL.**  
**MASSAC COUNTY HS**

## 2018 (FRESHMAN)

Appeared in 20 games out of the bullpen and made one start ... Posted a 6.69 ERA in 37.2 innings ... Six scoreless appearances ... Threw four scoreless innings against Bradley in his first career start (May 18) ... Three no-hit innings against Indiana State (May 5) ... Two no-hit innings with three strikeouts at SIU Edwardsville (March 20) ... Earned a spot on the MVC Academic Honor Roll.

## PRIOR TO SIU

Perfect Game Underclass All-American ... All-Conference and All-South honoree ... WWBA National Championship All-Tournament team ... Four-year varsity starter and posted a 1.60 ERA as a senior ... Also an All-Conference basketball player ... High school salutatorian ... Illinois State Scholar ... Member of the National Honor Society and high school math team.

## PERSONAL

Son of Chasidy and Jayson Farmer ... Born July 7, 1998, in Nashville, Tenn.

## CAREER STATISTICS

|       | ERA  | W | L | APP | GS | CG | SHO | SV | IP   | H  | R  | ER | BB | SO | 2B | 3B | HR | BF  | BAVG | WP | HBP | BK | SFA | SHA |
|-------|------|---|---|-----|----|----|-----|----|------|----|----|----|----|----|----|----|----|-----|------|----|-----|----|-----|-----|
| 2018  | 6.69 | 3 | 1 | 21  | 1  | 0  | 0   | 0  | 37.2 | 48 | 31 | 28 | 25 | 20 | 11 | 0  | 7  | 188 | .300 | 3  | 2   | 0  | 1   | 0   |
| Total | 6.69 | 3 | 1 | 21  | 1  | 0  | 0   | 0  | 37.2 | 48 | 31 | 28 | 25 | 20 | 11 | 0  | 7  | 188 | .300 | 3  | 2   | 0  | 1   | 0   |



# ADDISON FUGITT

**JR.**  
**OF**  
**6-1, 200**  
**NORMAL, ILL.**  
**NORMAL COMMUNITY HS**

## 2018 (SOPHOMORE)

Played in 55 games and started 50 in the outfield ... Hit .210 with five doubles, one triple, three home runs and 18 RBIs ... Went a perfect 15-for-15 stealing bases ... Went 3-for-4 with a double, home run and two runs at Dallas Baptist (April 13) ... Also hit a home run at No. 21 Tennessee Tech (April 21) ... Earned the MVC Commissioner's Academic Excellence Award.

## 2017 (FRESHMAN)

Missed the first 33 games of the season with a hand injury ... After returning, played in 14 games and started 11 in the outfield ... Hit .324 and scored 10 runs ... Did not commit an error and finished the season with a 1.000 fielding percentage ... Reached base in all 10 games in which he had a plate appearance ... Went 3-for-4 in a win vs. No. 26 Tennessee Tech ... Went 2-for-2 with a walk and a run scored in his first collegiate game.

## PRIOR TO SIU

Two-time All-Conference selection ... Two-time team MVP ... Earned spots in the Pantagraph All-Star game and the All-Area All-Star game ... Held a 4.93 GPA on a 5.0 scale and was on the honor roll every year ... Academic All-State selection ... Earned the IHSA Academic Award.

## PERSONAL

Full given name is Addison Michael Fugitt ... Son of Tina Bounds and Kenny Fugitt ... An only child.

## CAREER STATISTICS

|       | AVG  | GP | GS | AB  | R  | H  | 2B | 3B | HR | RBI | SLG% | BB | HBP | SO | GDP | OB%  | SF | SH | SB | PO  | A | E | FLD%  |
|-------|------|----|----|-----|----|----|----|----|----|-----|------|----|-----|----|-----|------|----|----|----|-----|---|---|-------|
| 2017  | .324 | 14 | 11 | 34  | 10 | 11 | 1  | 0  | 0  | 3   | .353 | 3  | 2   | 14 | 0   | .410 | 0  | 0  | 1  | 18  | 0 | 0 | 1.000 |
| 2018  | .210 | 55 | 50 | 186 | 35 | 39 | 5  | 1  | 3  | 18  | .296 | 24 | 3   | 69 | 3   | .307 | 2  | 3  | 15 | 124 | 2 | 3 | .977  |
| Total | .227 | 69 | 61 | 220 | 45 | 50 | 6  | 1  | 3  | 21  | .305 | 27 | 5   | 83 | 3   | .323 | 2  | 3  | 16 | 142 | 2 | 3 | .980  |



# DYLAN GIVENS

**JR.**  
**RHP**  
**6-5, 235**  
**PADUCAH, KY.**  
**MARSHALL COUNTY HS**  
**JOHN A. LOGAN COLLEGE**

## 2018 (SOPHOMORE)

Made nine starts and appeared in six other games out of the bullpen ... Third on the team with a 4.18 ERA (second on team among pitcher with 20+ innings) ... Limited opponents to a .257 average over 56.0 innings ... Pitched back-to-back seven shutout innings against Belmont (April 17) and SEMO (April 24) ... Earned MVC Pitcher of the week and was credited with a complete-game shutout after throwing five shutout innings and allowing only one hit against Bradley (May 19, game was shortened due to lightning) ... Earned a spot on the MVC Academic Honor Roll.

## PRIOR TO SIU

Was 4-1 in 16 appearances (7 starts) as a freshman at John A. Logan in 2017 ... At Logan, had a 3.04 ERA and 47 strikeouts in 56.1 innings ... Led high school team to district championships in his junior and senior seasons ... 2013/2014 WWBA All-Tournament Team ... 2015 Perfect Game All-American Honorable Mention ... 2014 KHSAA All-District Honorable Mention.

## PERSONAL

Full given name is Dylan Ray Givens ... Son of Sandy and Harold Givens ... Born Aug. 6, 1997, in Murray, Ky.

## CAREER STATISTICS

|       | ERA  | W | L | APP | GS | CG | SHO | SV | IP   | H  | R  | ER | BB | SO | 2B | 3B | HR | BF  | BAVG | WP | HBP | BK | SFA | SHA |
|-------|------|---|---|-----|----|----|-----|----|------|----|----|----|----|----|----|----|----|-----|------|----|-----|----|-----|-----|
| 2018  | 4.18 | 5 | 2 | 15  | 9  | 1  | 1   | 0  | 56.0 | 57 | 32 | 26 | 15 | 33 | 13 | 0  | 4  | 248 | .257 | 8  | 6   | 1  | 1   | 4   |
| Total | 4.18 | 5 | 2 | 15  | 9  | 1  | 1   | 0  | 56   | 57 | 32 | 26 | 15 | 33 | 13 | 0  | 4  | 248 | .257 | 8  | 6   | 1  | 1   | 4   |



# SAM GRACE

---

**FR.**  
**RHP**  
**6-4, 205**  
**ST. CHARLES, MO.**  
**FRANCIS HOWELL NORTH HS**

## **PRIOR TO SIU**

40th round draft pick to the Baltimore Orioles in the 2018 MLB Draft ... Ranked No. 2 right-handed pitcher in the state of Missouri by Perfect Game and No. 4 by Prep Baseball Report ... Recorded 80 strikeouts in 44 innings as a senior ... All-Conference honoree as a senior ... Three-year varsity starting pitcher ... Recorded 0.67 ERA as a junior ... Honor roll student.

## **PERSONAL**

Son of Linda and Jim Grace ... Has one older sibling, Jessie ... Born July 13, 1999, in St. Charles, Mo.



# ALEX GUTERMUTH

**JR.**  
**RHP**  
**6-2, 180**  
**TROY, MO.**  
**BUCHANAN HS**

## 2018 (SOPHOMORE)

Appeared in 12 games out of the bullpen ... Went 0-1 with a 9.00 ERA ... Had 12 strikeouts in 12.0 innings ... Posted a string of four-straight scoreless appearances in March and early April.

## 2017 (FRESHMAN)

Pitched in 20 games out of the bullpen ... Went 3-1 with a 3.20 ERA in 25.1 innings ... His 3.20 ERA was best on the team among pitchers with at least 15 innings pitched ... Limited opponents to a .232 average ... Saved one game (pitched 2.2 scoreless innings vs. Evansville on April 2) ... Allowed just four extra-base hits ... Started his career with six-straight scoreless appearances (9.1 innings) ... Pitched 13 scoreless appearances ... Did not allow a run in his final four appearances of the year (5.1 innings) ... Pitched 2.0+ innings of scoreless relief four times (2.2 vs. WIU (3/5), 2.0 at Memphis (3/12), 2.2 vs. Evansville (4/2), and 2.0 at Bradley (5/18).

## PRIOR TO SIU

Had a 2.11 ERA with 67 strikeouts and a 1.26 WHIP in high school ... Was a second-team All-Conference selection and first-team All-District honoree.

## PERSONAL

Full given name is Alexander Ray Gutermuth ... Son of Michele and Darrell Gutermuth ... Has three siblings, Nick, Justen and Meredith ... Born June 15, 1998.

## CAREER STATISTICS

|       | ERA  | W | L | APP | GS | CG | SHO | SV | IP   | H  | R  | ER | BB | SO | 2B | 3B | HR | BF  | BAVG | WP | HBP | BK | SFA | SHA |
|-------|------|---|---|-----|----|----|-----|----|------|----|----|----|----|----|----|----|----|-----|------|----|-----|----|-----|-----|
| 2017  | 3.20 | 3 | 1 | 20  | 0  | 0  | 0   | 1  | 25.1 | 22 | 13 | 9  | 19 | 20 | 2  | 0  | 2  | 115 | .232 | 4  | 0   | 0  | 0   | 1   |
| 2018  | 9.00 | 0 | 1 | 12  | 0  | 0  | 0   | 0  | 12.0 | 16 | 14 | 12 | 16 | 12 | 4  | 0  | 2  | 71  | .302 | 4  | 2   | 0  | 0   | 0   |
| Total | 5.06 | 3 | 2 | 32  | 0  | 0  | 0   | 1  | 37.1 | 38 | 27 | 21 | 35 | 32 | 6  | 0  | 4  | 186 | .257 | 8  | 2   | 0  | 0   | 1   |



# BRAD HARRISON

**JR.**  
**INF/LHP**  
**6-4, 215**  
**O'FALLON, ILL.**  
**O'FALLON HS**

## 2018 (SOPHOMORE)

Honorable Mention All-MVC ... Honorable mention MVC Scholar-Athlete ... Three-time MVC Pitcher of the Week ... Started the season as the team's mid-week starter before moving into a weekend role, ending the year as the team's No. 2 starting pitcher ... MVC Pitcher of the Week (March 5) after pitching a two-hit shutout at Belmont ... MVC Pitcher of the Week (March 12) after pitching eight shutout innings at Southeast Missouri, allowing only one single ... MVC Pitcher of the Week (April 9) after striking out 11 in seven shutout innings vs. Valparaiso ... First SIU player since 2005 (P.J. Finigan) to earn three MVC Pitcher of the Week awards in one season ... SIU's only two-way player ... Made 15 appearances and 14 starts on the mound ... Played in 21 games as a hitter and started seven games at DH ... Finished fourth in the MVC in strikeouts with 75 ... At the plate, hit .250 and had a .417 on-base percentage ... Hit the game-tying RBI double in the ninth inning against UC Irvine (March 23).

## 2017 (FRESHMAN)

SIU's only two-way player ... Played mostly as a pitcher, appearing in 22 games and starting one on the mound ... Went 0-3 with a 7.09 ERA in 26.2 innings ... Limited opponents to a .228 batting average ... Recorded one save (at Stetson 2/18), his first career save ... Started his collegiate career with 5.1 scoreless innings ... Allowed one or fewer earned runs in 18 of 22 appearances ... Struck out three in 1.2 scoreless and hitless innings against Illinois (5/2) ... Struck out a season-best four batters twice (3.2 IP vs. Toledo 3/17 and 3.0 IP vs. Saint Louis (5/16) ... Went 1-for-7 batting and drew two walks to post a .333 on-base percentage ... Started one game at designated hitter (at Memphis, 3/12) and recorded his first career hit.

## PRIOR TO SIU

Three-time first-team All-State and three-time first-team All-Conference honoree ... Louisville Slugger and Perfect Game first-team All-American (2016) ... 2016 St. Louis Today All-Metro Player of the Year ... Set school records for career hits (152), RBIs (121), ERA (1.00), games played (140), and at-bats (386) ... Second in school history with 237 career strikeouts ... Career batting average of .394 with 121 RBIs ... Career pitching line: 27-3, 1.00 ERA ... Went 12-0 with a 0.47 ERA in 89.7 innings as a senior ... Pitched 33 consecutive scoreless innings as a senior ... Also played three seasons of varsity basketball.

## PERSONAL

Son of Debbie and Rich Harrison ... Has one older brother, Jacob ... Born July 10, 1998.

### CAREER STATISTICS

|       | AVG  | GP | GS | AB | R | H | 2B | 3B | HR | RBI | SLG% | BB | HBP | SO | GDP | OB%  | SF | SH | SB | PO | A  | E | FLD%  |
|-------|------|----|----|----|---|---|----|----|----|-----|------|----|-----|----|-----|------|----|----|----|----|----|---|-------|
| 2017  | .143 | 27 | 2  | 7  | 0 | 1 | 0  | 0  | 0  | 0   | .143 | 2  | 0   | 3  | 0   | .333 | 0  | 0  | 0  | 0  | 3  | 0 | 1.000 |
| 2018  | .250 | 36 | 21 | 28 | 4 | 7 | 2  | 0  | 1  | 4   | .429 | 8  | 0   | 6  | 2   | .417 | 0  | 0  | 0  | 7  | 20 | 1 | .964  |
| Total | .229 | 63 | 23 | 35 | 4 | 8 | 2  | 0  | 1  | 4   | .371 | 10 | 0   | 9  | 2   | .400 | 0  | 0  | 0  | 7  | 23 | 1 | .968  |

### CAREER STATISTICS

|       | ERA  | W | L | APP | GS | CG | SHO | SV | IP    | H  | R  | ER | BB | SO | 2B | 3B | HR  | BF   | BAVG | WP | HBP | BK | SFA | SHA |
|-------|------|---|---|-----|----|----|-----|----|-------|----|----|----|----|----|----|----|-----|------|------|----|-----|----|-----|-----|
| 2017  | 7.09 | 0 | 3 | 22  | 1  | 0  | 0   | 1  | 26.2  | 23 | 24 | 21 | 23 | 3  | 0  | 5  | 127 | .228 | 7    | 1  | 0   | 1  | 1   |     |
| 2018  | 4.25 | 5 | 5 | 15  | 14 | 1  | 1   | 0  | 82.2  | 72 | 45 | 39 | 29 | 75 | 10 | 4  | 8   | 353  | .233 | 7  | 5   | 0  | 1   | 9   |
| Total | 4.94 | 5 | 8 | 37  | 15 | 1  | 1   | 1  | 109.1 | 95 | 69 | 60 | 52 | 98 | 13 | 4  | 13  | 480  | .232 | 14 | 6   | 0  | 2   | 10  |



# HUNTER HART

SR.  
RHP  
6-3, 190  
ST. JOSEPH, ILL.  
ST. JOSEPH HS  
ARKANSAS

## 2018 (REDSHIRT JUNIOR)

Appeared in two games out of the bullpen and made one start ... Allowed only one hit in 4.1 innings and limited opponents to an 0.71 batting average ... Posted a 10.38 ERA ... Threw one scoreless inning against Murray State (Mar. 7) in his first appearance of the season.

## 2017 (JUNIOR)

Redshirted.

## PRIOR TO SIU

Played at Kaskaskia College in 2015 and Arkansas in 2016 ... Went 10-0 with a 1.16 ERA in 77 innings at Kaskaskia ... 2015 NJCAA third-team All-American ... 2015 Region 24 Player of the Year ... Made 10 appearances at Arkansas in 2016, going 1-0 with a 7.62 ERA ... Struck out 14 in 13.0 innings ... Struck out three in 3.2 innings in SEC play ... Recorded first Division I victory against Memphis ... In high school, went 5-0 with an 0.25 ERA and 55 strikeouts as a junior ... Struck out 136 in only 66 innings as a junior and was the Champaign News-Gazette Player of the Year ... Also played football and basketball.

## PERSONAL

Son of Scott Hart and Tracey Pryor ... Born Sept. 3, 1995, in Danville, Ill.

## CAREER STATISTICS

|       | ERA   | W | L | APP | GS | CG | SHO | SV | IP  | H | R | ER | BB | SO | 2B | 3B | HR | BF | BAVG | WP | HBP | BK | SFA | SHA |
|-------|-------|---|---|-----|----|----|-----|----|-----|---|---|----|----|----|----|----|----|----|------|----|-----|----|-----|-----|
| 2018  | 10.38 | 0 | 0 | 3   | 1  | 0  | 0   | 0  | 4.1 | 1 | 5 | 5  | 7  | 2  | 0  | 0  | 0  | 22 | .071 | 0  | 1   | 0  | 0   | 0   |
| Total | 10.38 | 0 | 0 | 3   | 1  | 0  | 0   | 0  | 4.1 | 1 | 5 | 5  | 7  | 2  | 0  | 0  | 0  | 22 | .071 | 0  | 1   | 0  | 0   | 0   |



# MASON HISER

**JR.**  
**RHP**  
**6-0, 175**  
**AUGUSTA, KAN.**  
**AUGUSTA HS**  
**BARTON COLLEGE**

## 2018 (JUNIOR)

Made five starts on the mound before suffering a season-ending injury ... Obtained a medical hardship waiver ... Went 1-2 with a 5.60 ERA in 17.2 innings ... Only issued three walks ... Did not allow an earned run in five innings against Northern Illinois (March 10) and earned his first Division I win.

## PRIOR TO SIU

Spent two years at Barton Community College ... At Barton (career): 3.34 ERA, 102 strikeouts, 20 walks and 116 innings pitched ... Went 7-2 as a sophomore at Barton ... In high school, set school record for strikeouts in a season with 88 ... Was a three-time All-State honoree ... As a senior, led Augusta High School to state for the first time in 16 years.

## PERSONAL

Full given name is Mason Andrew Hiser ... Son of Tammy and Terry Hiser ... Born Dec. 12, 1996, in Wichita, Kan. ... Majoring in exercise science.

## CAREER STATISTICS

|       | ERA  | W | L | APP | GS | CG | SHO | SV | IP   | H  | R  | ER | BB | SO | 2B | 3B | HR | BF | BAVG | WP | HBP | BK | SFA | SHA |
|-------|------|---|---|-----|----|----|-----|----|------|----|----|----|----|----|----|----|----|----|------|----|-----|----|-----|-----|
| 2018  | 5.60 | 1 | 2 | 5   | 5  | 0  | 0   | 0  | 17.2 | 28 | 15 | 11 | 3  | 8  | 6  | 0  | 5  | 87 | .354 | 2  | 0   | 0  | 1   | 4   |
| Total | 5.60 | 1 | 2 | 5   | 5  | 0  | 0   | 0  | 17.2 | 28 | 15 | 11 | 3  | 8  | 6  | 0  | 5  | 87 | .354 | 2  | 0   | 0  | 1   | 4   |



# BRAD HUDSON

**SO.**  
**OF**  
**5-10, 165**  
**ALLEN, TEXAS**  
**HOME-SCHOOLED**

## 2018 (FRESHMAN)

Played in 37 games and started 20 in the outfield ... Hit .230 with two doubles, four RBIs and 15 runs scored ... Went 4-for-5 stealing ... Led the team with five sacrifice bunts ... Went 11-for-27 (.407) during an eight-game span in late March and early April ... Earned a spot on the MVC Academic Honor Roll.

## PRIOR TO SIU

Hit .560 as a senior with a .697 on-base percentage, eight home runs and 30 stolen bases ... Back-to-back AABC World Series Champions with Frozen Ropes Select club in Ken Griffy Jr. and Mickey Mantle World Series ... Hitting MVP and Ken Griffy Jr. World Series ... Frozen Ropes stolen base record holder with 50 in 60 games ... AABC All-American ... Ran electronic timed 6.2 60-yard dash ... All-State and All-District honoree and District MVP.

## PERSONAL

Full given name is Bradley Kyle Hudson ... Son of Rochelle and John Hudson ... Has one older sibling, Tori ... Born May 21, 1998, in Houston, Texas.

## CAREER STATISTICS

|       | AVG  | GP | GS | AB | R  | H  | 2B | 3B | HR | RBI | SLG% | BB | HBP | SO | GDP | OB%  | SF | SH | SB | PO | A | E | FLD% |
|-------|------|----|----|----|----|----|----|----|----|-----|------|----|-----|----|-----|------|----|----|----|----|---|---|------|
| 2018  | .230 | 37 | 20 | 61 | 15 | 14 | 2  | 0  | 0  | 4   | .262 | 9  | 0   | 21 | 0   | .329 | 0  | 5  | 4  | 53 | 1 | 3 | .947 |
| Total | .230 | 37 | 20 | 61 | 15 | 14 | 2  | 0  | 0  | 4   | .262 | 9  | 0   | 21 | 0   | .329 | 0  | 5  | 4  | 53 | 1 | 3 | .947 |



# JARED KENGOTT

**JR.**  
**OF/RHP**  
**6-2, 205**  
**ADDISON, TEXAS**  
**DALLAS JESUIT HS**

## 2018 (SOPHOMORE)

Played in 24 games and started 17 in right field ... Hit .292 with five doubles, one home run, 10 runs scored, and eight RBIs ... Finished the season very strong, going 14-for-41 (.341) in May ... Hit the walk-off RBI double to beat Bradley (May 18) ... Hit his first career home run in the final game of the season.

## 2017 (FRESHMAN)

Played in nine games and started three ... Went 1-for-10 and scored one run ... Drew four walks and had a .357 on-base percentage ... Went 1-for-2 stealing bases ... First career hit and stole a base in a start at SEMO (4/25).

## PRIOR TO SIU

Hit .392 with three home runs as a senior, and team went 34-8-2 ... Team won Texas 6A State championship and was named to All-Tournament team ... Named first-team All-District outfielder as a senior ... Is an Eagle Scout and Honor Roll student ... Member of the National Honor Society.

## PERSONAL

Full given name is Jared William Kengott ... Son of Darlene and Jeff Kengott ... Has one brother, Chase ... Born March 23, 1998, in Dallas.

## CAREER STATISTICS

|       | AVG  | GP | GS | AB | R  | H  | 2B | 3B | HR | RBI | SLG% | BB | HBP | SO | GDP | OB%  | SF | SH | SB | PO | A | E | FLD%  |
|-------|------|----|----|----|----|----|----|----|----|-----|------|----|-----|----|-----|------|----|----|----|----|---|---|-------|
| 2017  | .100 | 9  | 3  | 10 | 1  | 1  | 0  | 0  | 0  | 0   | .100 | 4  | 0   | 3  | 0   | .357 | 0  | 0  | 1  | 3  | 0 | 0 | 1.000 |
| 2018  | .292 | 24 | 17 | 65 | 10 | 19 | 5  | 0  | 1  | 8   | .415 | 9  | 2   | 20 | 3   | .390 | 1  | 0  | 1  | 32 | 2 | 2 | .944  |
| Total | .267 | 33 | 20 | 75 | 11 | 20 | 5  | 0  | 1  | 8   | .373 | 13 | 2   | 23 | 3   | .385 | 1  | 0  | 2  | 35 | 2 | 2 | .949  |



# WILL LARUE

**GRADUATE**

**OF**

**5-11, 185**

**EVANSVILLE, IND.**

**MATER DEI HS**

**XAVIER**

## PRIOR TO SIU

Played four years at Xavier University ... Played in 160 games and started 146 as a three-year starter ... Earned medical redshirt in 2018 ... Career .265/.361/.360 hitter ... Batted .285 with three home runs, 37 RBIs and 26 stolen bases as a junior ... His 26 stolen bases led the Big East and ranked 11th in NCAA Division I ... Drove in the game-winning run against St. Johns in the Big East Championship game to advance Xavier to the NCAA tournament in 2017 ... Helped lead Xavier to two Big East Championships and trips to the NCAA Regionals in 2016 and 2017 ... Named to 2017 Big-East All-Tournament Team.

## PERSONAL

Son of Cathy and Mark LaRue ... Brother, Seth, is the hitting coach at SIU ... Youngest of three ... Both older brothers played college baseball (Hank at Middle Tennessee and Seth at Campbell).

## CAREER STATISTICS

|       | AVG  | GP | GS | AB  | R  | H  | 2B | 3B | HR | RBI | SLG% | BB | HBP | SO | GDP | OB%  | SF | SH | SB | PO | A | E | FLD%  |
|-------|------|----|----|-----|----|----|----|----|----|-----|------|----|-----|----|-----|------|----|----|----|----|---|---|-------|
| 2015  | .206 | 26 | 14 | 63  | 7  | 13 | 3  | 0  | 1  | 6   | .302 | 2  | 2   | 19 | 0   | .254 | 0  | 0  | 0  | 2  | 0 | 0 | 1.000 |
| 2016  | .245 | 34 | 26 | 106 | 14 | 26 | 7  | 1  | 4  | 13  | .443 | 7  | 1   | 27 | 1   | .298 | 0  | 0  | 2  | 2  | 0 | 0 | 1.000 |
| 2017  | .241 | 26 | 21 | 83  | 11 | 20 | 4  | 0  | 2  | 8   | .361 | 2  | 1   | 23 | 4   | .267 | 0  | 0  | 1  | 0  | 0 | 0 | .000  |
| Total | .234 | 86 | 61 | 252 | 32 | 59 | 14 | 1  | 7  | 27  | .381 | 11 | 4   | 69 | 5   | .277 | 0  | 0  | 3  | 4  | 0 | 0 | 1.000 |



# ALEX LYON

**SR.**  
**INF/OF**  
**5-11, 200**  
**WHITE HOUSE, TENN.**  
**WHITE HOUSE HS**  
**VOLUNTEER STATE COLLEGE**

## 2018 (FRESHMAN)

Two-time MVC Player of the Week ... MVC Player of the Week (March 12) after hitting .625 with two doubles, a triple, four stolen bases and 10 RBIs in SIU's 5-0 week over SEMO, Murray State, and a three-game sweep over Northern Illinois ... MVC Player of the Week (April 30) after going 7-for-14 with four runs, five RBIs and four stolen bases in the sweep at Evansville ... Played in 56 games and started 55 ... Played both left field and third base ... Team's third-leading hitter at .316 ... Also third on team in doubles (11), home runs (5), and RBIs (40) ... Tied a school record with four stolen bases in one game (vs. Austin Peay, 4/4).

## PRIOR TO SIU

Played two seasons at Volunteer State Community College ... Hit .356 over two seasons at Volunteer State ... Hit .365 with nine home runs, 45 RBIs, 41 runs scored and 13 stolen bases as a sophomore in 2017 ... Hit .344 with one homer, 14 RBIs, 37 runs scored and seven stolen bases as a freshman in 2016 ... Three-time All-District honoree in high school ... Also played basketball and was an All-State football player in high school.

## PERSONAL

Full given name is Alexander Curtis Lyon ... Son of Renee Lyon ... Has two older sisters, Rachel and Michaela ... Born Jan. 19, 1996.

## CAREER STATISTICS

|       | AVG  | GP | GS | AB  | R  | H  | 2B | 3B | HR | RBI | SLG% | BB | HBP | SO | GDP | OB%  | SF | SH | SB | PO | A  | E | FLD% |
|-------|------|----|----|-----|----|----|----|----|----|-----|------|----|-----|----|-----|------|----|----|----|----|----|---|------|
| 2018  | .316 | 56 | 55 | 215 | 31 | 68 | 11 | 2  | 5  | 40  | .456 | 21 | 2   | 56 | 1   | .374 | 5  | 2  | 29 | 98 | 27 | 5 | .962 |
| Total | .316 | 56 | 55 | 215 | 31 | 68 | 11 | 2  | 5  | 40  | .456 | 21 | 2   | 56 | 1   | .374 | 5  | 2  | 29 | 98 | 27 | 5 | .962 |



# EVAN MARTIN

---

**FR.**  
**OF**  
**5-11, 180**  
**MANCHESTER, MO.**  
**PARKWAY SOUTH HS**

## **PRIOR TO SIU**

Three-year starter ... 2016 and 2017 Perfect Game Preseason Underclass All-American Honorable Mention ... Honor roll student.

## **PERSONAL**

Son of Barbara Graham and Tanarrio Martin ... Born September 27, 1999, in St. Louis ... Mother, Barbara, went to SIU ... Majoring in mathematics.



# TREY MCDANIEL

**SO.**  
**RHP**  
**5-11, 225**  
**WILLIAMSVILLE, MO.**  
**GREENVILLE HS**

## 2018 (FRESHMAN)

Appeared in 28 games, all out of the bullpen ... Second-most appearances in the MVC (28) ... Served as the team's setup man ... Posted a 4.62 ERA in 39.0 innings ... Limited opponents to a .265 average ... Completed three of the team's seven shutouts ... Picked up his first career save on April 4 vs. Austin Peay ... Earned a five-out save against Evansville (April 29).

## PRIOR TO SIU

Two-time All-State ... Led Greenville to 123-30 record over four years ... Recorded 549 career strikeouts ... Went 39-7 in his high school career ... Recorded 20 strikeouts in one game ... Also played basketball.

## PERSONAL

Full given name is Trey Dawson Ford McDaniel ... Son of Kim and Rick McDaniel ... Has two siblings, Trinity and Talan ... Born Oct. 28, 1998.

## CAREER STATISTICS

|       | ERA  | W | L | APP | GS | CG | SHO | SV | IP   | H  | R  | ER | BB | SO | 2B | 3B | HR | BF  | BAVG | WP | HBP | BK | SFA | SHA |
|-------|------|---|---|-----|----|----|-----|----|------|----|----|----|----|----|----|----|----|-----|------|----|-----|----|-----|-----|
| 2018  | 4.62 | 3 | 4 | 28  | 0  | 0  | 0   | 2  | 39.0 | 41 | 21 | 20 | 15 | 26 | 5  | 2  | 6  | 173 | .265 | 5  | 1   | 0  | 0   | 2   |
| Total | 4.62 | 3 | 4 | 28  | 0  | 0  | 0   | 2  | 39   | 41 | 21 | 20 | 15 | 26 | 5  | 2  | 6  | 173 | .265 | 5  | 1   | 0  | 0   | 2   |



# AIDEN MCMAHAN

**SR.**

**C**

**5-11, 205**

**WOLF LAKE, ILL.**

**SHAWNEE HS**

**SOUTHEAST MISSOURI**

## **PRIOR TO SIU**

Played at Rend Lake College from 2015-16 and SEMO in 2017 ... Career .362 hitter at Rend Lake ... Batted .394 with 18 doubles, two triples, two home runs and 43 RBIs as a sophomore ... Also threw out 22 baserunners in 41 attempts as a sophomore ... Ranked in the top-100 in NJCAA Division I in runners caught stealing (4th), hits (37th) and doubles (87th) in 2016 ... All-GRAC honoree in 2016 ... Played in 23 games and started nine at SEMO ... Went 2-for-2 with a double and RBI at Western Michigan.

## **PERSONAL**

Born April 9, 1996... Son of David and Angie McMahan.



# BRADY MICHEL

**JR.**  
**OF**  
**5-11, 205**  
**GREAT BEND, KAN.**  
**GREAT BEND HS**  
**BARTON COLLEGE**

## PRIOR TO SIU

Played two seasons at Barton Community College ... Hit .309 over two seasons at Barton ... Hit .329 with 29 doubles, eight home runs, 54 RBIs, and seven stolen bases as a sophomore in 2018 ... His 29 doubles led NJCAA Division I ... Set single season doubles record in 2018 ... Helped lead team to 47-15 record and trip to the NJCAA World Series in 2018 ... All-KJCCC First Team and Second Team All-Region honoree as a sophomore.

## PERSONAL

Son of Tara and Eric Kathol ... Born July 23, 1997, in Hastings, Nebraska.



# COREY MITSON

---

**FR.**  
**RHP**  
**5-10, 180**  
**MILLINGTON, TENN.**  
**TIPTON-ROSEMARK ACADEMY**

## **PRIOR TO SIU**

TBCA First Team All-State in 2016 and 2017 ... All-Region and All-District in 2016 and 2017 ... Holds single-season stolen base record ... Ranks top-10 in career shutouts, innings pitched, pitching wins, batting average and stolen bases.

## **PERSONAL**

Full given name is Corey Reid Mitson ... Son of Marisa and Byron Mitson ... Has one older brother, Brandon ... Born August 19, 1999, in Millington, Tenn... Majoring in physical therapy.



# MATTHEW STEIDL

---

**FR.**  
**RHP**  
**6-5, 185**  
**GALLATIN, TENN.**  
**POPE JOHN PAUL II HS**

## **PRIOR TO SIU**

Two-year starter ... Helped lead team to multiple state tournament appearances and a school record 28 wins in 2017 ... Went 6-2 with 70 strikeouts as a sophomore ... 4-3 with 65 strikeouts as a junior.

## **PERSONAL**

Son of Joy and Eric Steidl ... Has one older sister, Andreyra, and one younger sister, Angela ... Born March 15, 2000, in Springfield, Ill. ... Majoring in business.



# AUSTIN ULICK

JR.

C

5-10, 190

WASHINGTON, ILL.

WASHINGTON COMMUNITY HS

ILLINOIS CENTRAL COLLEGE

## 2018 (SOPHOMORE)

Played in 49 games and started 42 at catcher ... Hit .231 with four doubles, one triple, 17 runs scored and 17 RBIs ... Third on team in base on balls with 26 ... Went 2-for-4 with three RBIs and five putouts at Jacksonville St. (Feb. 17) ... Three consecutive multi-hit games from April 4 - April 7 ... Earned a spot on the MVC Academic Honor Roll.

## PRIOR TO SIU

Played one season at Illinois Central College before transferring to SIU ... Hit .304 with seven doubles and 29 RBIs at ICC ... Hit .420 as a junior and .444 as a senior in high school ... Two-time McDonald's All-Star and two-time All-Conference honoree at Washington Community HS ... Earned a spot on the Dean's List at ICC and was an honor roll student in high school.

## PERSONAL

Full given name is Austin Shane Ulick ... Son of Brandi and Shane Ulick ... Has three sisters, Ashleigh, Rebekah and Brooklyn ... Born Sept. 10, 1997, in Washington, Ill.

## CAREER STATISTICS

|       | AVG  | GP | GS | AB  | R  | H  | 2B | 3B | HR | RBI | SLG% | BB | HBP | SO | GDP | OB%  | SF | SH | SB | PO  | A  | E | FLD% |
|-------|------|----|----|-----|----|----|----|----|----|-----|------|----|-----|----|-----|------|----|----|----|-----|----|---|------|
| 2018  | .231 | 49 | 42 | 147 | 17 | 34 | 4  | 1  | 0  | 17  | .272 | 26 | 2   | 23 | 2   | .346 | 4  | 3  | 2  | 273 | 38 | 3 | .990 |
| Total | .231 | 49 | 42 | 147 | 17 | 34 | 4  | 1  | 0  | 17  | .272 | 26 | 2   | 23 | 2   | .346 | 4  | 3  | 2  | 273 | 38 | 3 | .990 |



# NIKOLA VASIC

**SR.**  
**INF**  
**5-9, 165**  
**NEW BERLIN, WIS.**  
**EISENHOWER HS**  
**MCHEMRY COUNTY COLLEGE**

## 2018 (JUNIOR)

Honorable Mention All-MVC ... Started all 58 games, mostly at second base ... Hit .276 with eight doubles, four triples, three home runs and 29 RBIs ... Lead team in base on balls (39) and hit by pitch (10) ... Tied with Connor Kopach for the team lead in triples with four ... Third on the team in stolen bases with 21 ... Reached base in 54 of the final 56 games of the season (had reached-base streaks of 27, 17, and 10 games)... 15 multi-hit games ... Earned a spot on the MVC Academic Honor Roll.

## PRIOR TO SIU

Hit .413 and had 59 stolen bases over two seasons at McHenry County College ... Hit .430 with six home runs, 61 RBIs, 83 runs scored and 28 stolen bases as a sophomore in 2017 ... In 2017, ranked in the top-26 in NJCAA DII in runs (2nd), hits (17th), doubles (19th), triples (13th), RBIs (26th), total bases (24th), sac flies (11th), stolen bases (18th), batting average (22nd), and on-base percentage (22nd) ... Hit .394 with 41 RBIs, 56 runs scored and 31 stolen bases as a freshman in 2016, leading McHenry to the NJCAA DII World Series ... All-State, All-Division and All-Conference honoree in high school ... Also named to All-Suburban and All-Area teams ... Named Team MVP, Offensive MVP and Defensive MVP .... Set a school record for stolen bases ... Went 49-for-49 stealing bases as a senior.

## PERSONAL

Son of Tammy and Dusan Vasic ... Has one sister, Natalia ... Cousin of NHL veteran Milan Lucic ... Born June 17, 1997.

## CAREER STATISTICS

|       | AVG  | GP | GS | AB  | R  | H  | 2B | 3B | HR | RBI | SLG% | BB | HBP | SO | GDP | OB%  | SF | SH | SB | PO  | A   | E  | FLD% |
|-------|------|----|----|-----|----|----|----|----|----|-----|------|----|-----|----|-----|------|----|----|----|-----|-----|----|------|
| 2018  | .276 | 58 | 58 | 221 | 49 | 61 | 8  | 4  | 3  | 29  | .389 | 39 | 10  | 41 | 1   | .400 | 5  | 2  | 21 | 118 | 152 | 10 | .964 |
| Total | .276 | 58 | 58 | 221 | 49 | 61 | 8  | 4  | 3  | 29  | .389 | 39 | 10  | 41 | 1   | .400 | 5  | 2  | 21 | 118 | 152 | 10 | .964 |



# IAN WALTERS

**JR.**  
**INF**  
**5-11, 195**  
**PADUCAH, KY.**  
**MCCRACKEN COUNTY HS**  
**REND LAKE COLLEGE**

## PRIOR TO SIU

Played two years at Rend Lake College ... Played at shortstop and in the outfield ... Hit .322 over two seasons at Rend Lake ... Batted .313 with seven triples, 11 home runs and 44 RBIs in 2018 ... His seven triples ranked 17th in NJCAA Division I ... Hit .333 and stole 17 bases in 2017 ... All-GRAC honors in 2017 and 2018 ... Attended McCracken High School ... Hit .405 as a senior and led his team to three regional championships ... Three-time All-District Tournament Team ... Two-time Academic All-State honoree.

## PERSONAL

Son of Terri and Allan Walters ... Has an older brother, Forrest ... Born October 29, 1997, in Paducah, Ky. ... Majoring in sports administration.



# J.T. WEBER

**SO.**  
**INF**  
**6-2, 210**  
**METROPOLIS, ILL.**  
**MASSAC COUNTY HS**

## 2018 (FRESHMAN)

Played in 28 games and started 19 at third base and DH ... Hit .200 with three doubles, two home runs, nine runs scored and seven RBIs ... Hit his first career home run in second game of the season at Jacksonville St. ... Went 2-for-3 with two runs in win verses Northern Illinois ... Earned a spot on the MVC Academic Honor Roll.

## PRIOR TO SIU

Three-time All-Conference and two-time All-South honoree ... Perfect Game Underclass All-American ... WWBA National Championship All-Tournament Team ... Led the Nashville Knights 17u team in batting average ... Hit .430 as a senior and was a four-year varsity starter ... Also was an All-Conference basketball player ... Member of the National Honor Society and the school's math team.

## PERSONAL

First name is Justin, goes by JT ... Son of Becky and Tim Weber ... Born Oct. 9, 1998, in Paducah, Ky.

## CAREER STATISTICS

|       | AVG  | GP | GS | AB | R | H  | 2B | 3B | HR | RBI | SLG% | BB | HBP | SO | GDP | OB%  | SF | SH | SB | PO | A  | E | FLD% |
|-------|------|----|----|----|---|----|----|----|----|-----|------|----|-----|----|-----|------|----|----|----|----|----|---|------|
| 2018  | .200 | 28 | 19 | 70 | 9 | 14 | 3  | 0  | 2  | 7   | .329 | 9  | 1   | 13 | 2   | .296 | 1  | 0  | 3  | 11 | 11 | 9 | .710 |
| Total | .200 | 28 | 19 | 70 | 9 | 14 | 3  | 0  | 2  | 7   | .329 | 9  | 1   | 13 | 2   | .296 | 1  | 0  | 3  | 11 | 11 | 9 | .710 |



# JUSTIN YEAGER

**JR.**  
**RHP**  
**6-5, 215**  
**PLAINFIELD, ILL.**  
**PLAINFIELD NORTH HS**

## 2018 (SOPHOMORE)

Made 10 appearances out of the bullpen ... Second on the team with a 3.18 ERA over 11.1 innings ... Limited opponents to a .162 batting average ... Allowed just six hits and struck out 16 ... Did not allow an extra-base hit all season ... Allowed a mere two earned runs and three hits in 9.2 innings over his last eight appearances.

## 2017 (FRESHMAN)

Appeared in 11 games out of the bullpen ... Did not record a decision and had a 3.09 ERA in 11.2 innings ... Struck out 10 in 11.2 innings ... 3.09 ERA was lowest on the team ... Struck out two in a scoreless inning at Austin Peay and also vs. Western Illinois ... Pitched six scoreless appearances ... Never allowed more than one earned run in any appearances.

## PRIOR TO SIU

All-Area and All-Conference as a senior ... Went 2-1 with 13 strikeouts in 13 innings as a junior before a season-ending injury ... Team won two regional championships and one sectional title ... Hit .370 and led team in hits and runs scored ... Helped team to state semifinals and a fourth-place team finish.

## PERSONAL

Full given name is Justin Richard Yeager ... Born Jan. 20, 1998.

## CAREER STATISTICS

|       | ERA  | W | L | APP | GS | CG | SHO | SV | IP   | H  | R  | ER | BB | SO | 2B | 3B | HR | BF  | BAVG | WP | HBP | BK | SFA | SHA |
|-------|------|---|---|-----|----|----|-----|----|------|----|----|----|----|----|----|----|----|-----|------|----|-----|----|-----|-----|
| 2017  | 3.09 | 0 | 0 | 11  | 0  | 0  | 0   | 0  | 11.2 | 16 | 6  | 4  | 12 | 10 | 5  | 1  | 0  | 61  | .356 | 2  | 1   | 0  | 2   | 1   |
| 2018  | 3.18 | 0 | 0 | 10  | 0  | 0  | 0   | 0  | 11.1 | 6  | 4  | 4  | 10 | 16 | 0  | 0  | 0  | 49  | .162 | 3  | 0   | 0  | 0   | 2   |
| Total | 3.13 | 0 | 0 | 21  | 0  | 0  | 0   | 0  | 23   | 22 | 10 | 8  | 22 | 26 | 5  | 1  | 0  | 110 | .268 | 5  | 1   | 0  | 2   | 3   |



**SALUKIS™**

**2018 RECAP**



# 2018 HITTING STATISTICS

## ALL GAMES (OVERALL: 28-30) (HOME: 16-10) (AWAY: 11-17) (NEUTRAL: 1-3) (MVC: 10-11)

| HITTING              | AVG         | GP-GS        | AB          | R          | H          | 2B         | 3B        | HR        | RBI        | TB         | SLG%        | BB         | HBP       | SO         | GDP       | OB%         | SF        | SH        | SB-ATT         | PO          | A          | E         | FLD%        |
|----------------------|-------------|--------------|-------------|------------|------------|------------|-----------|-----------|------------|------------|-------------|------------|-----------|------------|-----------|-------------|-----------|-----------|----------------|-------------|------------|-----------|-------------|
| 7 Kopach, Connor     | .336        | 58-58        | 226         | 49         | 76         | 16         | 4         | 6         | 44         | 118        | .522        | 33         | 6         | 42         | 4         | .424        | 6         | 2         | 33-43          | 75          | 162        | 22        | .915        |
| 25 Blackfan, Logan   | .328        | 58-58        | 235         | 35         | 77         | 16         | 0         | 11        | 62         | 126        | .536        | 22         | 4         | 54         | 6         | .390        | 3         | 0         | 7-10           | 485         | 32         | 4         | .992        |
| 2 Lyon, Alex         | .316        | 56-55        | 215         | 31         | 68         | 11         | 2         | 5         | 40         | 98         | .456        | 21         | 2         | 56         | 1         | .374        | 5         | 2         | 29-33          | 98          | 27         | 5         | .962        |
| 19 Curtis, Drew      | .292        | 35-23        | 96          | 16         | 28         | 7          | 0         | 4         | 19         | 47         | .490        | 12         | 0         | 27         | 1         | .370        | 0         | 0         | 3-3            | 7           | 0          | 0         | 1.000       |
| 8 Vasic, Nikola      | .276        | 58-58        | 221         | 49         | 61         | 8          | 4         | 3         | 29         | 86         | .389        | 39         | 10        | 41         | 1         | .400        | 5         | 2         | 21-27          | 118         | 152        | 10        | .964        |
| 17 Ulick, Austin     | .231        | 49-42        | 147         | 17         | 34         | 4          | 1         | 0         | 17         | 40         | .272        | 26         | 2         | 23         | 2         | .346        | 4         | 3         | 2-2            | 273         | 38         | 3         | .990        |
| 5 Epps, Grey         | .230        | 43-39        | 139         | 19         | 32         | 2          | 1         | 1         | 14         | 39         | .281        | 12         | 4         | 38         | 4         | .310        | 0         | 1         | 2-3            | 26          | 80         | 5         | .955        |
| 23 Crawford, Kenton  | .218        | 46-41        | 142         | 22         | 31         | 3          | 0         | 0         | 10         | 34         | .239        | 12         | 3         | 28         | 4         | .289        | 2         | 0         | 8-13           | 87          | 2          | 6         | .937        |
| 14 Fugitt, Addison   | .210        | 55-50        | 186         | 35         | 39         | 5          | 1         | 3         | 18         | 55         | .296        | 24         | 3         | 69         | 3         | .307        | 2         | 3         | 15-15          | 124         | 2          | 3         | .977        |
| 9 Kengott, Jared     | .292        | 24-17        | 65          | 10         | 19         | 5          | 0         | 1         | 8          | 27         | .415        | 9          | 2         | 20         | 3         | .390        | 1         | 0         | 1-1            | 32          | 2          | 2         | .944        |
| 12 Harrison, Bradley | .250        | 21-7         | 28          | 4          | 7          | 2          | 0         | 1         | 4          | 12         | .429        | 8          | 0         | 6          | 2         | .417        | 0         | 0         | 0-0            | 7           | 20         | 1         | .964        |
| 4 Hudson, Brad       | .230        | 37-20        | 61          | 15         | 14         | 2          | 0         | 0         | 4          | 16         | .262        | 9          | 0         | 21         | 0         | .329        | 0         | 5         | 4-5            | 53          | 1          | 3         | .947        |
| 33 Anderson, Hunter  | .214        | 26-19        | 70          | 11         | 15         | 1          | 0         | 4         | 12         | 28         | .400        | 14         | 4         | 16         | 0         | .371        | 1         | 0         | 2-4            | 0           | 0          | 0         | .000        |
| 21 Weber, J.T.       | .200        | 28-19        | 70          | 9          | 14         | 3          | 0         | 2         | 7          | 23         | .329        | 9          | 1         | 13         | 2         | .296        | 1         | 0         | 3-3            | 11          | 11         | 9         | .710        |
| 10 Fairfield, Mitch  | .182        | 20-16        | 44          | 6          | 8          | 0          | 0         | 0         | 4          | 8          | .182        | 6          | 4         | 9          | 2         | .327        | 1         | 1         | 1-1            | 103         | 8          | 1         | .991        |
| 20 Fleming, Chuck    | .000        | 4-0          | 4           | 1          | 0          | 0          | 0         | 0         | 0          | 0          | .000        | 0          | 0         | 3          | 0         | .000        | 0         | 0         | 0-0            | 0           | 0          | 0         | .000        |
| <b>Totals</b>        | <b>.268</b> | <b>58-58</b> | <b>1949</b> | <b>329</b> | <b>523</b> | <b>85</b>  | <b>13</b> | <b>41</b> | <b>292</b> | <b>757</b> | <b>.388</b> | <b>256</b> | <b>45</b> | <b>466</b> | <b>35</b> | <b>.361</b> | <b>31</b> | <b>19</b> | <b>131-163</b> | <b>1526</b> | <b>579</b> | <b>77</b> | <b>.965</b> |
| <b>Opponents</b>     | <b>.265</b> | <b>58-58</b> | <b>2002</b> | <b>340</b> | <b>531</b> | <b>102</b> | <b>9</b>  | <b>60</b> | <b>315</b> | <b>831</b> | <b>.415</b> | <b>224</b> | <b>33</b> | <b>394</b> | <b>40</b> | <b>.347</b> | <b>13</b> | <b>35</b> | <b>55-68</b>   | <b>1531</b> | <b>547</b> | <b>73</b> | <b>.966</b> |

LOB - Team (440), Opp (441). DPs turned - Team (48), Opp (49). IBB - Team (4), Blackfan 3, Lyon 1, Opp (2). Picked off - Lyon 4, Vasic 4, Blackfan 3, Kopach 2, Hudson 2, Kengott 2, Epps 1, Crawford 1, Harrison 1.

## MVC GAMES (OVERALL: 10-11) (HOME: 5-4) (AWAY: 5-7)

| HITTING              | AVG         | GP-GS        | AB         | R          | H          | 2B        | 3B       | HR        | RBI       | TB         | SLG%        | BB        | HBP       | SO         | GDP       | OB%         | SF       | SH        | SB-ATT       | PO         | A          | E         | FLD%        |
|----------------------|-------------|--------------|------------|------------|------------|-----------|----------|-----------|-----------|------------|-------------|-----------|-----------|------------|-----------|-------------|----------|-----------|--------------|------------|------------|-----------|-------------|
| 25 Blackfan, Logan   | .313        | 21-21        | 80         | 12         | 25         | 7         | 0        | 3         | 19        | 41         | .513        | 6         | 2         | 21         | 2         | .371        | 1        | 0         | 3-4          | 165        | 11         | 1         | .994        |
| 23 Crawford, Kenton  | .311        | 17-14        | 45         | 10         | 14         | 0         | 0        | 0         | 3         | 14         | .311        | 2         | 3         | 9          | 2         | .380        | 0        | 0         | 2-4          | 28         | 0          | 3         | .903        |
| 2 Lyon, Alex         | .295        | 20-19        | 78         | 8          | 23         | 3         | 1        | 1         | 11        | 31         | .397        | 1         | 1         | 22         | 1         | .309        | 1        | 0         | 12-15        | 35         | 12         | 3         | .940        |
| 19 Curtis, Drew      | .289        | 15-13        | 45         | 8          | 13         | 2         | 0        | 3         | 10        | 24         | .533        | 7         | 0         | 9          | 1         | .385        | 0        | 0         | 2-2          | 0          | 0          | 0         | .000        |
| 7 Kopach, Connor     | .267        | 21-21        | 75         | 8          | 20         | 3         | 2        | 3         | 16        | 36         | .480        | 10        | 2         | 14         | 1         | .356        | 3        | 2         | 8-10         | 28         | 55         | 6         | .933        |
| 5 Epps, Grey         | .261        | 14-14        | 46         | 8          | 12         | 2         | 1        | 1         | 7         | 19         | .413        | 5         | 1         | 11         | 2         | .346        | 0        | 1         | 0-0          | 9          | 24         | 3         | .917        |
| 4 Hudson, Brad       | .257        | 18-13        | 35         | 6          | 9          | 1         | 0        | 0         | 2         | 10         | .286        | 4         | 0         | 10         | 0         | .333        | 0        | 3         | 1-2          | 42         | 1          | 2         | .956        |
| 8 Vasic, Nikola      | .237        | 21-21        | 76         | 15         | 18         | 2         | 3        | 0         | 8         | 26         | .342        | 11        | 5         | 13         | 1         | .366        | 1        | 2         | 3-5          | 38         | 48         | 4         | .956        |
| 14 Fugitt, Addison   | .191        | 20-18        | 68         | 10         | 13         | 3         | 0        | 1         | 2         | 19         | .279        | 6         | 0         | 26         | 2         | .257        | 0        | 1         | 3-3          | 37         | 1          | 0         | 1.000       |
| 17 Ulick, Austin     | .175        | 20-19        | 63         | 5          | 11         | 1         | 0        | 0         | 7         | 12         | .190        | 9         | 1         | 10         | 1         | .276        | 3        | 1         | 0-0          | 121        | 19         | 0         | 1.000       |
| 9 Kengott, Jared     | .435        | 7-7          | 23         | 2          | 10         | 4         | 0        | 0         | 3         | 14         | .609        | 3         | 0         | 6          | 2         | .500        | 0        | 0         | 1-1          | 10         | 2          | 0         | 1.000       |
| 33 Anderson, Hunter  | .231        | 7-4          | 13         | 2          | 3          | 0         | 0        | 0         | 1         | 3          | .231        | 7         | 0         | 5          | 0         | .500        | 0        | 0         | 1-1          | 0          | 0          | 0         | .000        |
| 10 Fairfield, Mitch  | .167        | 4-2          | 6          | 1          | 1          | 0         | 0        | 0         | 0         | 1          | .167        | 1         | 1         | 0          | 1         | .375        | 0        | 0         | 0-0          | 10         | 0          | 0         | 1.000       |
| 21 Weber, J.T.       | .083        | 5-3          | 12         | 0          | 1          | 0         | 0        | 0         | 2         | 1          | .083        | 2         | 0         | 2          | 1         | .214        | 0        | 0         | 0-0          | 0          | 0          | 0         | .000        |
| 12 Harrison, Bradley | .000        | 4-0          | 2          | 0          | 0          | 0         | 0        | 0         | 0         | 0          | .000        | 2         | 0         | 1          | 0         | .500        | 0        | 0         | 0-0          | 5          | 9          | 1         | .933        |
| <b>Totals</b>        | <b>.259</b> | <b>21-21</b> | <b>667</b> | <b>95</b>  | <b>173</b> | <b>28</b> | <b>7</b> | <b>12</b> | <b>91</b> | <b>251</b> | <b>.376</b> | <b>76</b> | <b>16</b> | <b>159</b> | <b>17</b> | <b>.345</b> | <b>9</b> | <b>10</b> | <b>36-47</b> | <b>536</b> | <b>196</b> | <b>24</b> | <b>.968</b> |
| <b>Opponents</b>     | <b>.253</b> | <b>21-21</b> | <b>680</b> | <b>105</b> | <b>172</b> | <b>32</b> | <b>4</b> | <b>23</b> | <b>98</b> | <b>281</b> | <b>.413</b> | <b>85</b> | <b>8</b>  | <b>134</b> | <b>15</b> | <b>.341</b> | <b>4</b> | <b>15</b> | <b>19-24</b> | <b>544</b> | <b>211</b> | <b>16</b> | <b>.979</b> |

LOB - Team (139), Opp (151). DPs turned - Team (17), Opp (25). IBB - Team (0), Opp (1). Picked off - Kopach 2, Hudson 2, Lyon 2, Vasic 1, Kengott 1, Blackfan 1.

## NON-CONFERENCE (OVERALL: 18-19) (HOME: 11-6) (AWAY: 6-10) (NEUTRAL: 1-3)

| HITTING              | AVG         | GP-GS        | AB          | R          | H          | 2B        | 3B       | HR        | RBI        | TB         | SLG%        | BB         | HBP       | SO         | GDP       | OB%         | SF        | SH        | SB-ATT        | PO         | A          | E         | FLD%        |
|----------------------|-------------|--------------|-------------|------------|------------|-----------|----------|-----------|------------|------------|-------------|------------|-----------|------------|-----------|-------------|-----------|-----------|---------------|------------|------------|-----------|-------------|
| 7 Kopach, Connor     | .371        | 37-37        | 151         | 41         | 56         | 13        | 2        | 3         | 28         | 82         | .543        | 23         | 4         | 28         | 3         | .459        | 3         | 0         | 25-33         | 47         | 107        | 16        | .906        |
| 25 Blackfan, Logan   | .335        | 37-37        | 155         | 23         | 52         | 9         | 0        | 8         | 43         | 85         | .548        | 16         | 2         | 33         | 4         | .400        | 2         | 0         | 4-6           | 320        | 21         | 3         | .991        |
| 2 Lyon, Alex         | .328        | 36-36        | 137         | 23         | 45         | 8         | 1        | 4         | 29         | 67         | .489        | 20         | 1         | 34         | 0         | .407        | 4         | 2         | 17-18         | 63         | 15         | 2         | .975        |
| 8 Vasic, Nikola      | .297        | 37-37        | 145         | 34         | 43         | 6         | 1        | 3         | 21         | 60         | .414        | 28         | 5         | 28         | 0         | .418        | 4         | 0         | 18-22         | 80         | 104        | 6         | .968        |
| 17 Ulick, Austin     | .274        | 29-23        | 84          | 12         | 23         | 3         | 1        | 0         | 10         | 28         | .333        | 17         | 1         | 13         | 1         | .398        | 1         | 2         | 2-2           | 152        | 19         | 3         | .983        |
| 21 Weber, J.T.       | .224        | 23-16        | 58          | 9          | 13         | 3         | 0        | 2         | 5          | 22         | .379        | 7          | 1         | 11         | 1         | .313        | 1         | 0         | 3-3           | 11         | 11         | 9         | .710        |
| 14 Fugitt, Addison   | .220        | 35-32        | 118         | 25         | 26         | 2         | 1        | 2         | 16         | 36         | .305        | 18         | 3         | 43         | 1         | .333        | 2         | 2         | 12-12         | 87         | 1          | 3         | .967        |
| 5 Epps, Grey         | .215        | 29-25        | 93          | 11         | 20         | 0         | 0        | 0         | 7          | 20         | .215        | 7          | 3         | 27         | 2         | .291        | 0         | 0         | 2-3           | 17         | 56         | 2         | .973        |
| 33 Anderson, Hunter  | .211        | 19-15        | 57          | 9          | 12         | 1         | 0        | 4         | 11         | 25         | .439        | 7          | 4         | 11         | 0         | .333        | 1         | 0         | 1-3           | 0          | 0          | 0         | .000        |
| 23 Crawford, Kenton  | .175        | 29-27        | 97          | 12         | 17         | 3         | 0        | 0         | 7          | 20         | .206        | 10         | 0         | 19         | 2         | .248        | 2         | 0         | 6-9           | 59         | 2          | 3         | .953        |
| 19 Curtis, Drew      | .294        | 20-10        | 51          | 8          | 15         | 5         | 0        | 1         | 9          | 23         | .451        | 5          | 0         | 18         | 0         | .357        | 0         | 0         | 1-1           | 7          | 0          | 0         | 1.000       |
| 12 Harrison, Bradley | .269        | 17-7         | 26          | 4          | 7          | 2         | 0        | 1         | 4          | 12         | .462        | 6          | 0         | 5          | 2         | .406        | 0         | 0         | 0-0           | 2          | 11         | 0         | 1.000       |
| 9 Kengott, Jared     | .214        | 17-10        | 42          | 8          | 9          | 1         | 0        | 1         | 5          | 13         | .310        | 6          | 2         | 14         | 1         | .333        | 1         | 0         | 0-0           | 22         | 0          | 2         | .917        |
| 4 Hudson, Brad       | .192        | 19-7         | 26          | 9          | 5          | 1         | 0        | 0         | 2          | 6          | .231        | 5          | 0         | 11         | 0         | .323        | 0         | 2         | 3-3           | 11         | 0          | 1         | .917        |
| 10 Fairfield, Mitch  | .184        | 16-14        | 38          | 5          | 7          | 0         | 0        | 0         | 4          | 7          | .184        | 5          | 3         | 9          | 1         | .319        | 1         | 1         | 1-1           | 93         | 8          | 1         | .990        |
| 20 Fleming, Chuck    | .000        | 4-0          | 4           | 1          | 0          | 0         | 0        | 0         | 0          | 0          | .000        | 0          | 0         | 3          | 0         | .000        | 0         | 0         | 0-0           | 0          | 0          | 0         | .000        |
| <b>Totals</b>        | <b>.273</b> | <b>37-37</b> | <b>1282</b> | <b>234</b> | <b>350</b> | <b>57</b> | <b>6</b> | <b>29</b> | <b>201</b> | <b>506</b> | <b>.395</b> | <b>180</b> | <b>29</b> | <b>307</b> | <b>18</b> | <b>.369</b> | <b>22</b> | <b>9</b>  | <b>95-116</b> | <b>990</b> | <b>383</b> | <b>53</b> | <b>.963</b> |
| <b>Opponents</b>     | <b>.272</b> | <b>37-37</b> | <b>1322</b> | <b>235</b> | <b>359</b> | <b>70</b> | <b>5</b> | <b>37</b> | <b>217</b> | <b>550</b> | <b>.416</b> | <b>139</b> | <b>25</b> | <b>260</b> | <b>25</b> | <b>.350</b> | <b>9</b>  | <b>20</b> | <b>36-44</b>  | <b>987</b> | <b>336</b> | <b>57</b> | <b>.959</b> |

LOB - Team (301), Opp (290). DPs turned - Team (31), Opp (24). IBB - Team (4), Blackfan 3, Lyon 1, Opp (1). Picked off - Vasic 3, Blackfan 2, Lyon 2, Kengott 1, Epps 1, Crawford 1, Harrison 1.

## 2018 PITCHING STATISTICS

### ALL GAMES (OVERALL: 28-30) (HOME: 16-10) (AWAY: 11-17) (NEUTRAL: 1-3) (MVC: 10-11)

| PITCHING             | ERA   | W-L   | APP | GS | CG | SHO | SV | IP    | H   | R   | ER  | BB  | SO  | 2B  | 3B | HR | BFB/AVG   | WP | HBP | BK | SFA | SHA |
|----------------------|-------|-------|-----|----|----|-----|----|-------|-----|-----|-----|-----|-----|-----|----|----|-----------|----|-----|----|-----|-----|
| 31 Baird, Michael    | 3.16  | 5-5   | 15  | 15 | 2  | 1/1 | 0  | 99.2  | 95  | 47  | 35  | 20  | 92  | 23  | 1  | 9  | 380 .250  | 7  | 5   | 0  | 3   | 8   |
| 28 Givens, Dylan     | 4.18  | 5-2   | 15  | 9  | 1  | 1/1 | 0  | 56.0  | 57  | 32  | 26  | 15  | 33  | 13  | 0  | 4  | 222 .257  | 8  | 6   | 1  | 1   | 4   |
| 12 Harrison, Bradley | 4.25  | 5-5   | 15  | 14 | 1  | 1/2 | 0  | 82.2  | 72  | 45  | 39  | 29  | 75  | 10  | 4  | 8  | 309 .233  | 7  | 5   | 0  | 1   | 9   |
| 30 McDaniel, Trey    | 4.62  | 3-4   | 28  | 0  | 0  | 0/3 | 2  | 39.0  | 41  | 21  | 20  | 15  | 26  | 5   | 2  | 6  | 155 .265  | 5  | 1   | 0  | 0   | 2   |
| 35 Montgomery, Allen | 5.44  | 2-0   | 27  | 0  | 0  | 0/0 | 0  | 43.0  | 54  | 35  | 26  | 21  | 27  | 4   | 2  | 4  | 174 .310  | 12 | 2   | 1  | 3   | 1   |
| 15 Hiser, Mason      | 5.60  | 1-2   | 5   | 5  | 0  | 0/0 | 0  | 17.2  | 28  | 15  | 11  | 3   | 8   | 6   | 0  | 5  | 79 .354   | 2  | 0   | 0  | 1   | 4   |
| 32 Steege, Jamison   | 5.61  | 4-5   | 13  | 13 | 0  | 0/0 | 0  | 67.1  | 69  | 55  | 42  | 30  | 38  | 18  | 0  | 9  | 265 .260  | 2  | 7   | 0  | 3   | 2   |
| 6 Netemeyer, Ryan    | 6.65  | 0-5   | 25  | 0  | 0  | 0/2 | 9  | 23.0  | 25  | 18  | 17  | 14  | 25  | 7   | 0  | 3  | 95 .263   | 3  | 1   | 0  | 0   | 2   |
| 27 Farmer, Noah      | 6.69  | 3-1   | 21  | 1  | 0  | 0/0 | 0  | 37.2  | 48  | 31  | 28  | 25  | 20  | 11  | 0  | 7  | 160 .300  | 3  | 2   | 0  | 1   | 0   |
| -----                |       |       |     |    |    |     |    |       |     |     |     |     |     |     |    |    |           |    |     |    |     |     |
| 34 Yeager, Justin    | 3.18  | 0-0   | 10  | 0  | 0  | 0/0 | 0  | 11.1  | 6   | 4   | 4   | 10  | 16  | 0   | 0  | 0  | 37 .162   | 3  | 0   | 0  | 0   | 2   |
| 44 Boeckmann, Henry  | 6.94  | 0-0   | 11  | 0  | 0  | 0/0 | 0  | 11.2  | 12  | 9   | 9   | 15  | 13  | 0   | 0  | 0  | 43 .279   | 3  | 0   | 0  | 0   | 0   |
| 26 Gutermuth, Alex   | 9.00  | 0-1   | 12  | 0  | 0  | 0/0 | 0  | 12.0  | 16  | 14  | 12  | 16  | 12  | 4   | 0  | 2  | 53 .302   | 4  | 2   | 0  | 0   | 0   |
| 38 Hart, Hunter      | 10.38 | 0-0   | 3   | 1  | 0  | 0/0 | 0  | 4.1   | 1   | 5   | 5   | 7   | 2   | 0   | 0  | 0  | 14 .071   | 0  | 1   | 0  | 0   | 0   |
| 22 Johnson, Nolan    | 24.30 | 0-0   | 4   | 0  | 0  | 0/0 | 0  | 3.1   | 7   | 9   | 9   | 4   | 7   | 1   | 0  | 3  | 16 .438   | 0  | 1   | 0  | 0   | 1   |
| -----                |       |       |     |    |    |     |    |       |     |     |     |     |     |     |    |    |           |    |     |    |     |     |
| Totals               | 4.94  | 28-30 | 58  | 58 | 4  | 7/4 | 11 | 508.2 | 531 | 340 | 279 | 224 | 394 | 102 | 9  | 60 | 2002 .265 | 59 | 33  | 2  | 13  | 35  |
| Opponents            | 4.80  | 30-28 | 58  | 58 | 1  | 2/2 | 9  | 510.1 | 523 | 329 | 272 | 256 | 466 | 85  | 13 | 41 | 1949 .268 | 41 | 45  | 5  | 31  | 19  |

PB - Team (21), Ulick 14, Fairfield 7, Opp (22). Pickoffs - Team (4), Baird 2, Boeckmann 1, Harrison 1, Opp (21). SBA/ATT - Ulick (32-43), Fairfield, M (23-24), Harrison (11-13), Steege (8-10), Montgomery (7-10), Givens (8-10), Baird (5-6), Farmer (4-5), McDaniel (5-5), Netemeyer (2-2), Hiser (1-2), Boeckmann (1-2), Hart (1-1), Gutermuth (1-1), Yeager (1-1).

### MVC GAMES (OVERALL: 10-11) (HOME: 5-4) (AWAY: 5-7)

| PITCHING             | ERA   | W-L   | APP | GS | CG | SHO | SV | IP    | H   | R   | ER | BB | SO  | 2B | 3B | HR | BFB/AVG  | WP | HBP | BK | SFA | SHA |
|----------------------|-------|-------|-----|----|----|-----|----|-------|-----|-----|----|----|-----|----|----|----|----------|----|-----|----|-----|-----|
| 31 Baird, Michael    | 2.40  | 4-2   | 7   | 7  | 2  | 1/0 | 0  | 48.2  | 39  | 19  | 13 | 11 | 49  | 11 | 1  | 3  | 178 .219 | 2  | 4   | 0  | 1   | 5   |
| 27 Farmer, Noah      | 2.77  | 1-0   | 6   | 1  | 0  | 0/0 | 0  | 13.0  | 10  | 4   | 4  | 7  | 4   | 2  | 0  | 3  | 48 .208  | 0  | 0   | 0  | 0   | 0   |
| 28 Givens, Dylan     | 2.84  | 1-1   | 3   | 2  | 1  | 1/0 | 0  | 12.2  | 9   | 7   | 4  | 4  | 5   | 2  | 0  | 2  | 48 .188  | 1  | 0   | 1  | 0   | 1   |
| 35 Montgomery, Allen | 3.24  | 1-0   | 10  | 0  | 0  | 0/0 | 0  | 16.2  | 20  | 9   | 6  | 11 | 13  | 0  | 1  | 0  | 65 .308  | 2  | 0   | 1  | 0   | 0   |
| 12 Harrison, Bradley | 4.97  | 2-3   | 7   | 6  | 0  | 0/1 | 0  | 38.0  | 36  | 22  | 21 | 18 | 27  | 4  | 1  | 6  | 139 .259 | 1  | 2   | 0  | 1   | 6   |
| 30 McDaniel, Trey    | 5.40  | 0-1   | 10  | 0  | 0  | 0/1 | 1  | 15.0  | 19  | 9   | 9  | 7  | 10  | 4  | 1  | 4  | 62 .306  | 3  | 0   | 0  | 0   | 0   |
| 32 Steege, Jamison   | 6.20  | 1-2   | 5   | 5  | 0  | 0/0 | 0  | 24.2  | 29  | 25  | 17 | 12 | 16  | 6  | 0  | 5  | 104 .279 | 0  | 1   | 0  | 2   | 0   |
| -----                |       |       |     |    |    |     |    |       |     |     |    |    |     |    |    |    |          |    |     |    |     |     |
| 34 Yeager, Justin    | 6.00  | 0-0   | 3   | 0  | 0  | 0/0 | 0  | 3.0   | 2   | 2   | 2  | 5  | 3   | 0  | 0  | 0  | 9 .222   | 1  | 0   | 0  | 0   | 2   |
| 6 Netemeyer, Ryan    | 9.00  | 0-2   | 7   | 0  | 0  | 0/0 | 4  | 5.0   | 6   | 5   | 5  | 7  | 5   | 3  | 0  | 0  | 20 .300  | 1  | 1   | 0  | 0   | 1   |
| 26 Gutermuth, Alex   | 9.00  | 0-0   | 1   | 0  | 0  | 0/0 | 0  | 1.0   | 1   | 1   | 1  | 1  | 1   | 0  | 0  | 0  | 4 .250   | 1  | 0   | 0  | 0   | 0   |
| 44 Boeckmann, Henry  | 18.00 | 0-0   | 2   | 0  | 0  | 0/0 | 0  | 1.0   | 1   | 2   | 2  | 2  | 1   | 0  | 0  | 0  | 3 .333   | 1  | 0   | 0  | 0   | 0   |
| -----                |       |       |     |    |    |     |    |       |     |     |    |    |     |    |    |    |          |    |     |    |     |     |
| Totals               | 4.03  | 10-11 | 21  | 21 | 3  | 3/1 | 5  | 178.2 | 172 | 105 | 80 | 85 | 134 | 32 | 4  | 23 | 680 .253 | 13 | 8   | 2  | 4   | 15  |
| Opponents            | 4.17  | 11-10 | 21  | 21 | 1  | 0/0 | 4  | 181.1 | 173 | 95  | 84 | 76 | 159 | 28 | 7  | 12 | 667 .259 | 11 | 16  | 1  | 9   | 10  |

PB - Team (7), Ulick 7, Opp (4). Pickoffs - Team (2), Harrison 1, Boeckmann 1, Opp (10). SBA/ATT - Ulick (17-22), Harrison (5-6), Steege, Jami (4-5), Montgomery (1-3), Givens (3-3), Farmer (2-3), Baird (2-2), Fairfield, M (2-2), Yeager (1-1), Netemeyer (1-1).

### NON-CONFERENCE (OVERALL: 18-19) (HOME: 11-6) (AWAY: 6-10) (NEUTRAL: 1-3)

| PITCHING             | ERA   | W-L   | APP | GS | CG | SHO | SV | IP    | H   | R   | ER  | BB  | SO  | 2B | 3B | HR | BFB/AVG   | WP | HBP | BK | SFA | SHA |
|----------------------|-------|-------|-----|----|----|-----|----|-------|-----|-----|-----|-----|-----|----|----|----|-----------|----|-----|----|-----|-----|
| 12 Harrison, Bradley | 3.63  | 3-2   | 8   | 8  | 1  | 1/1 | 0  | 44.2  | 36  | 23  | 18  | 11  | 48  | 6  | 3  | 2  | 170 .212  | 6  | 3   | 0  | 0   | 3   |
| 31 Baird, Michael    | 3.88  | 1-3   | 8   | 8  | 0  | 0/1 | 0  | 51.0  | 56  | 28  | 22  | 9   | 43  | 12 | 0  | 6  | 202 .277  | 5  | 1   | 0  | 2   | 3   |
| 30 McDaniel, Trey    | 4.12  | 3-3   | 18  | 0  | 0  | 0/2 | 1  | 24.0  | 22  | 12  | 11  | 8   | 16  | 1  | 1  | 2  | 93 .237   | 2  | 1   | 0  | 0   | 2   |
| 28 Givens, Dylan     | 4.57  | 4-1   | 12  | 7  | 0  | 0/1 | 0  | 43.1  | 48  | 25  | 22  | 11  | 28  | 11 | 0  | 2  | 174 .276  | 7  | 6   | 0  | 1   | 3   |
| 32 Steege, Jamison   | 5.27  | 3-3   | 8   | 8  | 0  | 0/0 | 0  | 42.2  | 40  | 30  | 25  | 18  | 22  | 12 | 0  | 4  | 161 .248  | 2  | 6   | 0  | 1   | 2   |
| 15 Hiser, Mason      | 5.60  | 1-2   | 5   | 5  | 0  | 0/0 | 0  | 17.2  | 28  | 15  | 11  | 3   | 8   | 6  | 0  | 5  | 79 .354   | 2  | 0   | 0  | 1   | 4   |
| 44 Boeckmann, Henry  | 5.91  | 0-0   | 9   | 0  | 0  | 0/0 | 0  | 10.2  | 11  | 7   | 7   | 13  | 12  | 0  | 0  | 0  | 40 .275   | 2  | 0   | 0  | 0   | 0   |
| 6 Netemeyer, Ryan    | 6.00  | 0-3   | 18  | 0  | 0  | 0/2 | 5  | 18.0  | 19  | 13  | 12  | 7   | 20  | 4  | 0  | 3  | 75 .253   | 2  | 0   | 0  | 0   | 1   |
| 35 Montgomery, Allen | 6.84  | 1-0   | 17  | 0  | 0  | 0/0 | 0  | 26.1  | 34  | 26  | 20  | 10  | 14  | 4  | 1  | 4  | 109 .312  | 10 | 2   | 0  | 3   | 1   |
| 27 Farmer, Noah      | 8.76  | 2-1   | 15  | 0  | 0  | 0/0 | 0  | 24.2  | 38  | 27  | 24  | 18  | 16  | 9  | 0  | 4  | 112 .339  | 3  | 2   | 0  | 1   | 0   |
| 26 Gutermuth, Alex   | 9.00  | 0-1   | 11  | 0  | 0  | 0/0 | 0  | 11.0  | 15  | 13  | 11  | 15  | 11  | 4  | 0  | 2  | 49 .306   | 3  | 2   | 0  | 0   | 0   |
| -----                |       |       |     |    |    |     |    |       |     |     |     |     |     |    |    |    |           |    |     |    |     |     |
| 34 Yeager, Justin    | 2.16  | 0-0   | 7   | 0  | 0  | 0/0 | 0  | 8.1   | 4   | 2   | 2   | 5   | 13  | 0  | 0  | 0  | 28 .143   | 2  | 0   | 0  | 0   | 0   |
| 38 Hart, Hunter      | 10.38 | 0-0   | 3   | 1  | 0  | 0/0 | 0  | 4.1   | 1   | 5   | 5   | 7   | 2   | 0  | 0  | 0  | 14 .071   | 0  | 1   | 0  | 0   | 0   |
| 22 Johnson, Nolan    | 24.30 | 0-0   | 4   | 0  | 0  | 0/0 | 0  | 3.1   | 7   | 9   | 9   | 4   | 7   | 1  | 0  | 3  | 16 .438   | 0  | 1   | 0  | 0   | 1   |
| -----                |       |       |     |    |    |     |    |       |     |     |     |     |     |    |    |    |           |    |     |    |     |     |
| Totals               | 5.43  | 18-19 | 37  | 37 | 1  | 4/3 | 6  | 330.0 | 359 | 235 | 199 | 139 | 260 | 70 | 5  | 37 | 1322 .272 | 46 | 25  | 0  | 9   | 20  |
| Opponents            | 5.14  | 19-18 | 37  | 37 | 0  | 2/2 | 5  | 329.0 | 350 | 234 | 188 | 180 | 307 | 57 | 6  | 29 | 1282 .273 | 30 | 29  | 4  | 22  | 9   |

PB - Team (14), Fairfield, M 7, Ulick 7, Opp (18). Pickoffs - Team (2), Baird 2, Opp (11). SBA/ATT - Fairfield, M (21-22), Ulick (15-21), Montgomery (6-7), Harrison (6-7), Givens (5-7), McDaniel (5-5), Steege, Jami (4-5), Baird (3-4), Hiser (1-2), Boeckmann (1-2), Farmer (2-2), Gutermuth (1-1), Hart (1-1), Netemeyer (1-1).

## 2018 RESULTS

| GAME DATE     | OPPOSING TEAM         | SCORE   | SIU     |         | OPP   |         | INNS    | OVERALL              | MVC  | PITCHER OF RECORD | ATTENDANCE | TIME |
|---------------|-----------------------|---------|---------|---------|-------|---------|---------|----------------------|------|-------------------|------------|------|
|               |                       |         | R-H-E   | R-H-E   | R-H-E | R-H-E   |         |                      |      |                   |            |      |
| Feb 16, 2018  | at Jacksonville State | 4-7 L   | 4-9-2   | 7-9-1   | 9     | 0-1-0   | 0-0-0   | Baird (L 0-1)        | 460  | 3:14              |            |      |
| Feb 17, 2018  | at Jacksonville State | 9-10 L  | 9-11-0  | 10-14-2 | 9     | 0-2-0   | 0-0-0   | Gutermuth (L 0-1)    | 416  | 2:42              |            |      |
| Feb 18, 2018  | at Jacksonville State | 0-6 L   | 0-5-1   | 6-12-0  | 9     | 0-3-0   | 0-0-0   | Hiser (L 0-1)        | 382  | 3:17              |            |      |
| Feb 20, 2018  | at Austin Peay        | W 16-7  | 16-12-2 | 7-8-1   | 9     | 1-3-0   | 0-0-0   | Harrison (W 1-0)     | 254  | 3:39              |            |      |
| Feb 23, 2018  | at North Florida      | 4-5 L   | 4-11-3  | 5-8-4   | (10)  | 1-4-0   | 0-0-0   | McDaniel (L 0-1)     | 258  | 2:43              |            |      |
| Feb 24, 2018  | at North Florida      | W 6-2   | 6-10-1  | 2-5-3   | 9     | 2-4-0   | 0-0-0   | Steege, Jami (W 1-0) | 271  | 2:16              |            |      |
| Feb 25, 2018  | at North Florida      | 6-9 L   | 6-8-3   | 9-13-1  | 9     | 2-5-0   | 0-0-0   | Farmer (L 0-1)       | 276  | 2:31              |            |      |
| Feb 27, 2018  | at Belmont            | W 3-0   | 3-5-0   | 0-2-2   | 9     | 3-5-0   | 0-0-0   | Harrison (W 2-0)     | 187  | 2:08              |            |      |
| Mar 02, 2018  | LOUISIANA MONROE      | 4-5 L   | 4-7-3   | 5-9-2   | 9     | 3-6-0   | 0-0-0   | Netemeyer (L 0-1)    | 376  | 2:50              |            |      |
| Mar 03, 2018  | LOUISIANA MONROE      | 7-13 L  | 7-18-2  | 13-11-1 | 9     | 3-7-0   | 0-0-0   | Steege, Jami (L 1-1) | 647  | 3:41              |            |      |
| Mar 04, 2018  | LOUISIANA MONROE      | 4-7 L   | 4-15-2  | 7-8-1   | 9     | 3-8-0   | 0-0-0   | Hiser (L 0-2)        | 563  | 3:30              |            |      |
| Mar 06, 2018  | at Southeast Missouri | W 5-0   | 5-11-0  | 0-1-2   | 9     | 4-8-0   | 0-0-0   | Harrison (W 3-0)     | 565  | 2:45              |            |      |
| Mar 07, 2018  | at Murray State       | W 23-5  | 23-14-0 | 5-7-5   | 9     | 5-8-0   | 0-0-0   | Montgomery (W 1-0)   | 31   | 3:44              |            |      |
| Mar 09, 2018  | NORTHERN ILLINOIS     | W 4-0   | 4-10-1  | 0-6-0   | 9     | 6-8-0   | 0-0-0   | Baird (W 1-1)        | 245  | 2:13              |            |      |
| Mar 10, 2018  | NORTHERN ILLINOIS     | W 10-4  | 10-10-1 | 4-7-0   | 9     | 7-8-0   | 0-0-0   | McDaniel (W 1-1)     | -    | 2:44              |            |      |
| Mar 10, 2018  | NORTHERN ILLINOIS     | W 7-2   | 7-7-2   | 2-10-1  | 9     | 8-8-0   | 0-0-0   | Hiser (W 1-2)        | 414  | 3:18              |            |      |
| Mar 13, 2018  | at Arkansas State     | 8-9 L   | 8-7-4   | 9-12-4  | (11)  | 8-9-0   | 0-0-0   | McDaniel (L 1-2)     | 368  | 3:59              |            |      |
| Mar 17, 2018  | ILLINOIS              | 6-16 L  | 6-12-0  | 16-19-1 | 9     | 8-10-0  | 0-0-0   | Baird (L 1-2)        | -    | 2:57              |            |      |
| Mar 17, 2018  | ILLINOIS              | W 5-4   | 5-5-0   | 4-11-0  | 9     | 9-10-0  | 0-0-0   | Steege, Jami (W 2-1) | 353  | 2:29              |            |      |
| Mar 18, 2018  | ILLINOIS              | 2-6 L   | 2-3-1   | 6-9-2   | 9     | 9-11-0  | 0-0-0   | Harrison (L 3-1)     | 303  | 2:19              |            |      |
| Mar 20, 2018  | at SIUE               | W 8-3   | 8-11-2  | 3-8-4   | 9     | 10-11-0 | 0-0-0   | Givens (W 1-0)       | 148  | 2:39              |            |      |
| Mar 23, 2018  | UC IRVINE             | 2-6 L   | 2-7-1   | 6-9-2   | (10)  | 10-12-0 | 0-0-0   | McDaniel (L 1-3)     | 278  | 2:41              |            |      |
| Mar 24, 2018  | UC IRVINE             | W 11-2  | 11-14-1 | 2-5-4   | 9     | 11-12-0 | 0-0-0   | Steege, Jami (W 3-1) | 234  | 2:53              |            |      |
| Mar 25, 2018  | UC IRVINE             | W 10-8  | 10-14-3 | 8-18-1  | 9     | 12-12-0 | 0-0-0   | Farmer (W 1-1)       | 341  | 3:17              |            |      |
| *Mar 30, 2018 | at Illinois State     | W 6-4   | 6-8-0   | 4-10-0  | 9     | 13-12-0 | 1-0-0   | Baird (W 2-2)        | 312  | 2:32              |            |      |
| *Mar 30, 2018 | at Illinois State     | W 7-5   | 7-10-3  | 5-6-0   | 9     | 14-12-0 | 2-0-0   | Steege, Jami (W 4-1) | -    | 3:01              |            |      |
| *Mar 31, 2018 | at Illinois State     | 5-6 L   | 5-7-0   | 6-10-0  | 9     | 14-13-0 | 2-1-0   | Netemeyer (L 0-2)    | 288  | 2:43              |            |      |
| Apr 04, 2018  | AUSTIN PEAY           | W 10-6  | 10-17-3 | 6-10-1  | 9     | 15-13-0 | 2-1-0   | Farmer (W 2-1)       | 285  | 3:24              |            |      |
| *Apr 06, 2018 | VALPARAISO            | W 6-2   | 6-10-1  | 2-7-1   | 9     | 16-13-0 | 3-1-0   | Baird (W 3-2)        | 193  | 2:02              |            |      |
| *Apr 07, 2018 | VALPARAISO            | 2-6 L   | 2-9-1   | 6-11-0  | 9     | 16-14-0 | 3-2-0   | Steege, Jami (L 4-2) | 279  | 2:39              |            |      |
| *Apr 08, 2018 | VALPARAISO            | W 8-0   | 8-11-0  | 0-5-1   | 9     | 17-14-0 | 4-2-0   | Harrison (W 4-1)     | 239  | 2:31              |            |      |
| Apr 10, 2018  | EASTERN ILLINOIS      | W 5-3   | 5-9-1   | 3-10-0  | 9     | 18-14-0 | 4-2-0   | Givens (W 2-0)       | 194  | 2:37              |            |      |
| *Apr 13, 2018 | at DBU                | 4-7 L   | 4-7-1   | 7-12-0  | 9     | 18-15-0 | 4-3-0   | McDaniel (L 1-4)     | 1651 | 3:08              |            |      |
| *Apr 14, 2018 | at DBU                | 8-9 L   | 8-9-1   | 9-9-2   | 9     | 18-16-0 | 4-4-0   | Netemeyer (L 0-3)    | 737  | 3:06              |            |      |
| *Apr 15, 2018 | at DBU                | 1-3 L   | 1-5-1   | 3-9-1   | 9     | 18-17-0 | 4-5-0   | Harrison (L 4-2)     | 955  | 2:23              |            |      |
| Apr 17, 2018  | BELMONT               | W 3-2   | 3-5-0   | 2-7-1   | 9     | 19-17-0 | 4-5-0   | Givens (W 3-0)       | 399  | 2:17              |            |      |
| Apr 18, 2018  | MURRAY STATE          | W 11-9  | 11-13-2 | 9-8-2   | 9     | 20-17-0 | 4-5-0   | McDaniel (W 2-4)     | 511  | 2:54              |            |      |
| Apr 20, 2018  | at Tennessee Tech     | 0-4 L   | 0-4-3   | 4-9-0   | 9     | 20-18-0 | 4-5-0   | Baird (L 3-3)        | 449  | 2:47              |            |      |
| Apr 21, 2018  | at Tennessee Tech     | 4-11 L  | 4-8-1   | 11-8-1  | 9     | 20-19-0 | 4-5-0   | Steege, Jami (L 4-3) | -    | 3:04              |            |      |
| Apr 21, 2018  | at Tennessee Tech     | 5-18 L  | 5-7-1   | 18-15-0 | 9     | 20-20-0 | 4-5-0   | Harrison (L 4-3)     | 878  | 3:18              |            |      |
| Apr 24, 2018  | SOUTHEAST MISSOURI    | W 2-0   | 2-7-1   | 0-2-0   | 9     | 21-20-0 | 4-5-0   | Givens (W 4-0)       | 384  | 2:27              |            |      |
| *Apr 27, 2018 | at Evansville         | W 2-0   | 2-7-1   | 0-5-1   | 9     | 22-20-0 | 5-5-0   | Baird (W 4-3)        | 150  | 2:40              |            |      |
| *Apr 28, 2018 | at Evansville         | W 5-4   | 5-10-2  | 4-8-1   | 9     | 23-20-0 | 6-5-0   | Farmer (W 3-1)       | 591  | 2:43              |            |      |
| *Apr 29, 2018 | at Evansville         | W 9-4   | 9-10-1  | 4-10-2  | 9     | 24-20-0 | 7-5-0   | Harrison (W 5-3)     | 218  | 2:56              |            |      |
| May 01, 2018  | at Illinois           | 1-9 L   | 1-2-2   | 9-13-1  | 9     | 24-21-0 | 7-5-0   | Givens (L 4-1)       | 759  | 2:47              |            |      |
| *May 04, 2018 | INDIANA STATE         | W 3-2   | 3-5-2   | 2-4-3   | 9     | 25-21-0 | 8-5-0   | Baird (W 5-3)        | 617  | 3:10              |            |      |
| *May 05, 2018 | INDIANA STATE         | 2-8 L   | 2-6-2   | 8-7-2   | 9     | 25-22-0 | 8-6-0   | Steege, Jami (L 4-4) | 561  | 2:23              |            |      |
| *May 06, 2018 | INDIANA STATE         | 3-11 L  | 3-8-1   | 11-15-0 | 9     | 25-23-0 | 8-7-0   | Harrison (L 5-4)     | 468  | 2:34              |            |      |
| *May 11, 2018 | at Missouri State     | 3-5 L   | 3-8-2   | 5-6-0   | 9     | 25-24-0 | 8-8-0   | Baird (L 5-4)        | 843  | 2:32              |            |      |
| *May 12, 2018 | at Missouri State     | 9-14 L  | 9-13-0  | 14-11-0 | 9     | 25-25-0 | 8-9-0   | Harrison (L 5-5)     | 711  | 3:39              |            |      |
| *May 13, 2018 | at Missouri State     | 3-8 L   | 3-10-1  | 8-9-1   | 9     | 25-26-0 | 8-10-0  | Givens (L 4-2)       | 560  | 3:02              |            |      |
| May 15, 2018  | vs Saint Louis        | 5-10 L  | 5-11-0  | 10-12-0 | 9     | 25-27-0 | 8-10-0  | Steege, Jami (L 4-5) | 313  | 3:09              |            |      |
| *May 17, 2018 | BRADLEY               | 3-5 L   | 3-9-3   | 5-6-1   | 9     | 25-28-0 | 8-11-0  | Baird (L 5-5)        | 388  | 2:47              |            |      |
| *May 18, 2018 | BRADLEY               | W 3-2   | 3-7-0   | 2-11-0  | 9     | 26-28-0 | 9-11-0  | Montgomery (W 2-0)   | 412  | 2:47              |            |      |
| *May 19, 2018 | BRADLEY               | W 3-0   | 3-4-1   | 0-1-0   | 5     | 27-28-0 | 10-11-0 | Givens (W 5-2)       | 343  | 2:12              |            |      |
| &May 23, 2018 | vs Indiana State      | 7-9 L   | 7-9-0   | 9-16-3  | 9     | 27-29-0 | 10-11-0 | Netemeyer (L 0-4)    | 509  | 3:04              |            |      |
| &May 24, 2018 | vs Evansville         | W 5-4   | 5-7-2   | 4-12-1  | (12)  | 28-29-0 | 10-11-0 | McDaniel (W 3-4)     | 481  | 4:22              |            |      |
| &May 25, 2018 | vs Indiana State      | 12-14 L | 12-15-2 | 14-16-3 | (10)  | 28-30-0 | 10-11-0 | Netemeyer (L 0-5)    | 495  | 4:20              |            |      |

\* = Conference game

&amp; = MVC Tournament (Dallas, Texas)

() extra inning game

# 2018 RESULTS

## GAME 1

| Southern Illinois 4 (0-1) |    |   |   |    |    |    |   |     |                   |    |   |   | Jacksonville State 7 (1-0) |    |    |    |     |  |  |  |  |  |  |  |  |
|---------------------------|----|---|---|----|----|----|---|-----|-------------------|----|---|---|----------------------------|----|----|----|-----|--|--|--|--|--|--|--|--|
| Player                    | ab | r | h | bb | so | pa | a | lob | Player            | ab | r | h | bb                         | so | pa | a  | lob |  |  |  |  |  |  |  |  |
| Kopach,Connor ss          | 5  | 0 | 1 | 0  | 1  | 2  | 3 | 2   | GRECKEL,Noah lf   | 4  | 0 | 0 | 1                          | 0  | 2  | 0  | 3   |  |  |  |  |  |  |  |  |
| Vasic,Nikola 2b           | 5  | 0 | 0 | 2  | 2  | 2  | 2 | 2   | DANIEL,Clay 2b    | 3  | 1 | 0 | 2                          | 0  | 1  | 2  | 0   |  |  |  |  |  |  |  |  |
| Lyon,Alex lf              | 4  | 1 | 0 | 1  | 1  | 1  | 0 | 1   | HAWTHORNE,Ta cf   | 5  | 1 | 2 | 0                          | 1  | 0  | 0  | 0   |  |  |  |  |  |  |  |  |
| Blackfan,Logan 1b         | 4  | 2 | 3 | 0  | 1  | 4  | 1 | 0   | SIMPSON,Tren dh/p | 4  | 2 | 2 | 2                          | 1  | 0  | 2  | 0   |  |  |  |  |  |  |  |  |
| Weber,J,T 3b              | 3  | 0 | 1 | 1  | 0  | 0  | 0 | 0   | NASHSMITH,And 1b  | 6  | 2 | 3 | 4                          | 0  | 1  | 10 | 0   |  |  |  |  |  |  |  |  |
| Harrison,Bradley dh       | 4  | 0 | 0 | 0  | 1  | 0  | 1 | 0   | GADDIS,Nic c      | 3  | 1 | 0 | 0                          | 2  | 9  | 1  | 0   |  |  |  |  |  |  |  |  |
| Ullick,Austin c           | 3  | 0 | 0 | 1  | 1  | 0  | 0 | 0   | FREDERICK,CJ 3b   | 3  | 1 | 0 | 1                          | 2  | 0  | 0  | 0   |  |  |  |  |  |  |  |  |
| Kengott,Jared rf          | 4  | 1 | 1 | 0  | 0  | 0  | 0 | 0   | ALEXANDER,Is ss   | 3  | 1 | 1 | 1                          | 0  | 1  | 2  | 3   |  |  |  |  |  |  |  |  |
| Fugitt,Addison cf         | 4  | 0 | 1 | 2  | 1  | 0  | 0 | 0   | ANDERSON,Tan rf   | 3  | 0 | 0 | 1                          | 1  | 4  | 0  | 1   |  |  |  |  |  |  |  |  |
| Ulick,Austin c            | 0  | 0 | 0 | 0  | 0  | 0  | 0 | 0   | FARMER,Garre p    | 0  | 0 | 0 | 0                          | 0  | 0  | 0  | 0   |  |  |  |  |  |  |  |  |
| Givens,Dylan p            | 0  | 0 | 0 | 0  | 0  | 0  | 0 | 0   | WOODS,Corley p    | 0  | 0 | 0 | 0                          | 0  | 0  | 0  | 0   |  |  |  |  |  |  |  |  |
| Yeager,Justin p           | 0  | 0 | 0 | 0  | 0  | 0  | 0 | 0   | CHANDLER,Gra p    | 0  | 0 | 0 | 0                          | 0  | 0  | 0  | 0   |  |  |  |  |  |  |  |  |
| Montgomery,Allen p        | 0  | 0 | 0 | 0  | 0  | 0  | 0 | 0   | WILBURN,Ty p      | 0  | 0 | 0 | 0                          | 0  | 0  | 0  | 0   |  |  |  |  |  |  |  |  |
| Totals                    | 36 | 4 | 9 | 4  | 11 | 24 | 5 | 7   | Totals            | 32 | 7 | 9 | 7                          | 9  | 27 | 9  | 9   |  |  |  |  |  |  |  |  |

| Score by Innings   |   |   |   |   |   |   |   |   |   |   |   |   |
|--------------------|---|---|---|---|---|---|---|---|---|---|---|---|
|                    | 1 | 2 | 3 | 4 | 5 | 6 | 7 | 8 | 9 | R | H | E |
| Southern Illinois  | 0 | 0 | 1 | 0 | 1 | 1 | 1 | 0 | 4 | 2 | 9 | 1 |
| Jacksonville State | 0 | 2 | 0 | 1 | 1 | 1 | 0 | X | 7 | 9 | 1 | 1 |

E - Kopach; Lyon; FREDERICK,Co. DP - SSU 1; SSU 1; LOB - SSU 9; 2B - Lyon; ALEXANDER,Is; HR - Blackfan 2; SIMPSON,Tren; NASHSMITH,And 2; HBP - Weber; GADDIS,Nic - SB - Weber.

| Southern Illinois |     |   |    |    |    |    |     |              |              |        |    |   | Jacksonville State |    |    |    |    |    |    |  |  |  |  |  |  |
|-------------------|-----|---|----|----|----|----|-----|--------------|--------------|--------|----|---|--------------------|----|----|----|----|----|----|--|--|--|--|--|--|
| Player            | ip  | r | er | bb | so | ab | pa  | bf           | mp           | Player | ip | r | er                 | bb | so | ab | pa | bf | mp |  |  |  |  |  |  |
| Barb,Michael      | 4.2 | 6 | 4  | 3  | 4  | 18 | 21  | 77           | FARMER,Garre | 4.0    | 1  | 1 | 1                  | 1  | 5  | 13 | 17 | 77 |    |  |  |  |  |  |  |
| Givens,Dylan      | 1.1 | 2 | 2  | 0  | 2  | 6  | 7   | 37           | WOODS,Corley | 2.2    | 3  | 2 | 1                  | 0  | 12 | 12 | 38 | 37 |    |  |  |  |  |  |  |
| Yeager,Justin     | 0.2 | 1 | 1  | 3  | 2  | 6  | 32  | CHANDLER,Gra | 0.2          | 3      | 1  | 0 | 1                  | 5  | 3  | 20 | 39 |    |    |  |  |  |  |  |  |
| Montgomery,Allen  | 1.1 | 0 | 0  | 1  | 5  | 6  | 29  | WILBURN,Ty   | 0.2          | 0      | 0  | 0 | 1                  | 1  | 4  | 10 | 34 |    |    |  |  |  |  |  |  |
| Totals            | 7.6 | 9 | 7  | 7  | 15 | 57 | 249 | SIMPSON,Tren | 1.0          | 2      | 0  | 0 | 3                  | 5  | 5  | 26 | 36 |    |    |  |  |  |  |  |  |

Win - FARMER,Garre (1-0). Loss - Barb (0-1). Save - SIMPSON,Tren (1).  
 WP - Givens 2; Yeager - HBP - by FARMER,Garre (Weber); HR - FREDERICK,Co. PB - Ulick; GADDIS,Nic. Inherited runners/scored: Givens 1/L; Montgomery 3/0; CHANDLER,Gra 1/0; WILBURN,Ty 2/0. Pitches: GADDIS,Nic 38; FREDERICK,Co 35; CHANDLER,Gra 20; WILBURN,Ty 42; SIMPSON,Tren 26/16.  
 Umpires - HP: Matthew Williams 1B; Owen Butts 3B; Brandon Schutz Start: 3:00 pm Time: 3:14 Attendance: 460  
 Weather: Overcast

## GAME 2

| Southern Illinois 0 (0-2) |    |   |    |    |    |    |    |     |                     |                |   |   | Jacksonville State 10 (2-0) |    |    |   |     |   |  |  |  |  |  |  |  |
|---------------------------|----|---|----|----|----|----|----|-----|---------------------|----------------|---|---|-----------------------------|----|----|---|-----|---|--|--|--|--|--|--|--|
| Player                    | ab | r | h  | bb | so | pa | a  | lob | Player              | ab             | r | h | bb                          | so | pa | a | lob |   |  |  |  |  |  |  |  |
| Kopach,Connor ss          | 5  | 1 | 3  | 0  | 0  | 1  | 3  | 2   | GRECKEL,Noah lf     | 3              | 0 | 0 | 0                           | 1  | 1  | 0 | 0   |   |  |  |  |  |  |  |  |
| Vasic,Nikola 2b           | 5  | 0 | 0  | 0  | 1  | 5  | 0  | 0   | DANIEL,Clay 2b      | 5              | 3 | 3 | 0                           | 3  | 1  | 0 | 0   |   |  |  |  |  |  |  |  |
| Lyon,Alex lf              | 4  | 2 | 1  | 0  | 1  | 2  | 1  | 0   | HAWTHORNE,Ta cf     | 5              | 2 | 2 | 0                           | 0  | 3  | 0 | 1   |   |  |  |  |  |  |  |  |
| Blackfan,Logan 1b         | 5  | 1 | 2  | 0  | 1  | 0  | 1  | 0   | SIMPSON,Tren dh     | 5              | 2 | 0 | 1                           | 0  | 1  | 0 | 1   |   |  |  |  |  |  |  |  |
| Weber,J,T 3b              | 3  | 0 | 2  | 1  | 1  | 1  | 0  | 1   | NASHSMITH,And 1b    | 3              | 1 | 0 | 1                           | 0  | 0  | 1 | 0   |   |  |  |  |  |  |  |  |
| Curtis,Drew ph            | 4  | 1 | 1  | 0  | 1  | 0  | 0  | 0   | GADDIS,Nic c        | 4              | 1 | 3 | 2                           | 0  | 7  | 1 | 0   |   |  |  |  |  |  |  |  |
| Ullick,Austin c           | 0  | 0 | 0  | 0  | 0  | 0  | 0  | 0   | FREDERICK,CJ 3b     | 4              | 0 | 0 | 0                           | 0  | 0  | 2 | 2   |   |  |  |  |  |  |  |  |
| Kengott,Jared rf          | 2  | 0 | 0  | 0  | 0  | 0  | 0  | 0   | Harrison,Bradley dh | 2              | 0 | 0 | 0                           | 1  | 0  | 0 | 0   |   |  |  |  |  |  |  |  |
| Fugitt,Addison ph/rf      | 1  | 1 | 1  | 0  | 0  | 0  | 0  | 0   | ANDERSON,Tan rf     | 2              | 0 | 0 | 0                           | 0  | 2  | 0 | 0   |   |  |  |  |  |  |  |  |
| Ulick,Austin c            | 4  | 0 | 2  | 3  | 0  | 5  | 0  | 0   | HAMMERS,Matt ph/rf  | 2              | 2 | 2 | 2                           | 0  | 2  | 0 | 0   |   |  |  |  |  |  |  |  |
| Epps,Grey 3b              | 4  | 0 | 0  | 0  | 1  | 3  | 1  | 0   | Epps,Grey 3b        | 4              | 0 | 0 | 0                           | 0  | 1  | 0 | 0   |   |  |  |  |  |  |  |  |
| Steage, Jamison p         | 0  | 0 | 0  | 0  | 0  | 0  | 0  | 0   | BREWSTER,Aus p      | 0              | 0 | 0 | 0                           | 0  | 0  | 0 | 0   |   |  |  |  |  |  |  |  |
| McDaniel, Trey p          | 0  | 0 | 0  | 0  | 0  | 0  | 0  | 0   | RAPE,Sean p         | 0              | 0 | 0 | 0                           | 0  | 0  | 0 | 0   |   |  |  |  |  |  |  |  |
| Gutermuth,Alex p          | 0  | 0 | 0  | 0  | 0  | 0  | 0  | 0   | WILLINGHAM,C 1b     | 0              | 0 | 0 | 0                           | 0  | 0  | 0 | 0   |   |  |  |  |  |  |  |  |
| Totals                    | 37 | 9 | 11 | 9  | 3  | 6  | 24 | 14  | 4                   | CHANDLER,Gra p | 0 | 0 | 0                           | 0  | 0  | 0 | 0   | 0 |  |  |  |  |  |  |  |
|                           |    |   |    |    |    |    |    |     |                     | WILBURN,Ty p   | 0 | 0 | 0                           | 0  | 0  | 0 | 0   | 0 |  |  |  |  |  |  |  |

| Score by Innings   |   |   |   |   |   |   |   |   |    |    |   |    |   |
|--------------------|---|---|---|---|---|---|---|---|----|----|---|----|---|
|                    | 1 | 2 | 3 | 4 | 5 | 6 | 7 | 8 | 9  | R  | H | E  |   |
| Southern Illinois  | 1 | 0 | 0 | 0 | 0 | 0 | 0 | 0 | 0  | 0  | 9 | 11 | 9 |
| Jacksonville State | 0 | 1 | 1 | 0 | 0 | 5 | 3 | X | 10 | 14 | 2 | 1  | 0 |

E - FREDERICK,Co(2); ANDERSON,Tan(1); LOB - SSU 4; SSU 6; 2B - Kopach(1); Lyon(2); DANIEL,Clay(1); SIMPSON,Tren(1); GADDIS,Nic(2); HR - Blackfan(3); Weber(1); Curtis; HAWTHORNE,Ta(1); HAMMERS,Matt - HBP - Blackfan(1); GADDIS,Nic 2; SB - Kopach(2); Lyon(1); Fugitt 2(2); DANIEL,Clay(1); CS - Kopach(1).

| Southern Illinois |     |   |    |    |    |    |    |    |               |              |     |   | Jacksonville State |    |    |    |    |    |    |  |  |  |  |  |  |
|-------------------|-----|---|----|----|----|----|----|----|---------------|--------------|-----|---|--------------------|----|----|----|----|----|----|--|--|--|--|--|--|
| Player            | ip  | r | er | bb | so | ab | pa | bf | mp            | Player       | ip  | r | er                 | bb | so | ab | pa | bf | mp |  |  |  |  |  |  |
| Barb,Michael      | 0.5 | 2 | 2  | 0  | 4  | 23 | 25 | 74 | ADAMS,Deric p | 4.1          | 6   | 4 | 0                  | 1  | 18 | 18 | 74 |    |    |  |  |  |  |  |  |
| Gutermuth,Alex    | 1.1 | 4 | 3  | 3  | 0  | 8  | 23 | 39 | BREWSTER,Aus  | 1.2          | 4   | 3 | 1                  | 3  | 9  | 10 | 39 |    |    |  |  |  |  |  |  |
|                   |     |   |    |    |    |    |    |    |               | RAPE,Sean    | 1.1 | 0 | 2                  | 1  | 0  | 4  | 6  | 20 |    |  |  |  |  |  |  |
|                   |     |   |    |    |    |    |    |    |               | WILLINGHAM,C | 0.2 | 1 | 0                  | 0  | 0  | 1  | 0  | 11 |    |  |  |  |  |  |  |
|                   |     |   |    |    |    |    |    |    |               | CHANDLER,Gra | 0.2 | 0 | 0                  | 0  | 0  | 2  | 6  |    |    |  |  |  |  |  |  |
|                   |     |   |    |    |    |    |    |    |               | WILBURN,Ty   | 0.1 | 0 | 0                  | 0  | 0  | 1  | 1  |    |    |  |  |  |  |  |  |

Win - WILLINGHAM,C (1-0). Loss - Gutermuth (0-1). Save - WILBURN,Ty (1).  
 HP - by Steage, Jam (GRECKEL,Noah); by Steage, Jam (GRECKEL,Noah). Inherited runners/scored: Gutermuth 2/2; RAPE,Sean 1/0; WILLINGHAM,C 1/0; Pitches: RAPE,Sean 10; FREDERICK,Co 11; ADAMS,Deric 74; HBP - Brewster,Aus 39(26); RAPE,Sean 20(9); WILLINGHAM,C 11(9); CHANDLER,Gra 6(5); WILBURN,Ty 6(3).  
 Umpires - HP: Mike Hammond 1B; Skip Povey 3B; Terrance Mobley Start: 1:00 pm Time: 2:42 Attendance: 416  
 Weather: Mostly Cloudy; Wind NE 8 MPH  
 BREWSTER,Aus faced 1 batter in the 7th.

## GAME 4

| Southern Illinois 16 (1-3) |    |    |    |    |    |    |   |     |                 |    |   |   | Austin Peay 7 (3-1) |    |    |   |     |  |  |  |  |  |  |  |  |
|----------------------------|----|----|----|----|----|----|---|-----|-----------------|----|---|---|---------------------|----|----|---|-----|--|--|--|--|--|--|--|--|
| Player                     | ab | r  | h  | bb | so | pa | a | lob | Player          | ab | r | h | bb                  | so | pa | a | lob |  |  |  |  |  |  |  |  |
| Kopach,Connor ss           | 4  | 3  | 2  | 2  | 0  | 0  | 0 | 0   | KEILEY,B.F      | 3  | 2 | 1 | 0                   | 1  | 0  | 0 | 0   |  |  |  |  |  |  |  |  |
| Vasic,Nikola 2b            | 3  | 1  | 2  | 3  | 0  | 2  | 0 | 2   | GIUVANNELLI 2b  | 4  | 2 | 2 | 1                   | 0  | 3  | 2 | 0   |  |  |  |  |  |  |  |  |
| Lyon,Alex lf               | 4  | 3  | 4  | 5  | 2  | 0  | 0 | 0   | MC DONALD,J 3b  | 5  | 1 | 0 | 1                   | 0  | 0  | 2 | 0   |  |  |  |  |  |  |  |  |
| Blackfan,Logan 1b          | 0  | 0  | 1  | 3  | 1  | 0  | 0 | 0   | PHILLIPS,Tr dh  | 0  | 0 | 0 | 0                   | 0  | 0  | 0 | 0   |  |  |  |  |  |  |  |  |
| Weber,J,T dh               | 6  | 1  | 0  | 0  | 0  | 0  | 0 | 4   | CAMPBELL,A ph   | 1  | 0 | 0 | 0                   | 1  | 0  | 0 | 0   |  |  |  |  |  |  |  |  |
| Crawford,Kenton rf         | 4  | 1  | 2  | 0  | 0  | 0  | 0 | 0   | WALKER,K 2b     | 4  | 2 | 2 | 0                   | 2  | 0  | 0 | 0   |  |  |  |  |  |  |  |  |
| Fugitt,Addison cf          | 1  | 1  | 0  | 1  | 2  | 0  | 1 | 0   | NEWBERG,B ph    | 1  | 0 | 0 | 0                   | 1  | 0  | 0 | 0   |  |  |  |  |  |  |  |  |
| Ullick,Austin c            | 4  | 2  | 1  | 0  | 1  | 1  | 0 | 0   | KUEBER,G ss     | 4  | 0 | 2 | 0                   | 1  | 3  | 2 | 0   |  |  |  |  |  |  |  |  |
| Epps,Grey 3b               | 2  | 2  | 0  | 2  | 1  | 0  | 2 | 0   | REMY,H ph       | 0  | 0 | 0 | 0                   | 1  | 0  | 0 | 0   |  |  |  |  |  |  |  |  |
| Harrison,Bradley p         | 0  | 0  | 0  | 0  | 0  | 0  | 0 | 0   | FLAHERTY,A rf   | 4  | 0 | 1 | 0                   | 1  | 3  | 2 | 0   |  |  |  |  |  |  |  |  |
| Farmar,Noah p              | 0  | 0  | 0  | 0  | 0  | 0  | 0 | 0   | MARTINEZ,D c    | 4  | 0 | 0 | 0                   | 2  | 5  | 1 | 1   |  |  |  |  |  |  |  |  |
| Gutermuth,Alex p           | 0  | 0  | 0  | 0  | 0  | 0  | 0 | 0   | HEAD,B 3b       | 2  | 0 | 0 | 0                   | 0  | 2  | 0 | 1   |  |  |  |  |  |  |  |  |
| McDaniel, Trey p           | 0  | 0  | 0  | 0  | 0  | 0  | 0 | 0   | TIPPLER,M ph/3b | 2  | 0 | 0 | 0                   | 0  | 2  | 2 | 0   |  |  |  |  |  |  |  |  |
| Johnson,Nolan p            | 0  | 0  | 0  | 0  | 0  | 0  | 0 | 0   | THOMPSON,Ty p   | 0  | 0 | 0 | 0                   | 0  | 0  | 0 | 0   |  |  |  |  |  |  |  |  |
| Totals                     | 36 | 16 | 25 | 15 | 5  | 27 | 5 | 7   | RVE,J p         | 0  | 0 | 0 | 0                   | 0  | 0  | 0 | 0   |  |  |  |  |  |  |  |  |

| Score by Innings  |   |   |   |   |   |   |   |   |   |    |    |   |
|-------------------|---|---|---|---|---|---|---|---|---|----|----|---|
|                   | 1 | 2 | 3 | 4 | 5 | 6 | 7 | 8 | 9 | R  | H  | E |
| Southern Illinois | 1 | 0 | 4 | 0 | 4 | 0 | 6 | 1 | 0 | 16 | 12 | 2 |
| Austin Peay       | 0 | 2 | 0 | 1 | 1 | 0 | 0 | 0 | 0 | 5  | 10 | 3 |

E - Kopach(2); Fugitt(1); MARTINEZ,D (1). DP - APSU 1; LOB - SSU 7; APSU 9; 2B - Lyon(3); Weber(2); KUEBER,G (2); H - Vasic(1); Lyon(3); GIUVANNELLI(1); WALKER,K (2); HBP - Epps - SF - Crawford(1); SB - Kopach(3); Lyon(3); Crawford(1); Ulick(1); CS - Crawford(1).  
 Southern Illinois ip h r er bb so ab pa bf mp  
 Kopach,Connor ss 3.0 5 3 2 4 19 21 79  
 Harrison,Bradley 5.0 4 3 2 4 19 21 79  
 Farmer,Noah 1.0 2 1 1 0 3 6 20  
 Gutermuth,Alex 0.2 1 3 1 2 4 6 27  
 McDaniel, Trey 1.1 0 0 0 1 6 24  
 Johnson,Nolan 1.0 0 0 1 3 3 4 23  
 Totals 12.6 25 15 5 27 57 249

## GAME 5

| Southern Illinois 4 (1-4) |    |   |   |    |    |    |   |     |               |     |   |   | North Florida 5 (2-3) |    |    |   |     |   |  |  |  |  |  |  |  |
|---------------------------|----|---|---|----|----|----|---|-----|---------------|-----|---|---|-----------------------|----|----|---|-----|---|--|--|--|--|--|--|--|
| Player                    | ab | r | h | bb | so | pa | a | lob | Player        | ab  | r | h | bb                    | so | pa | a | lob |   |  |  |  |  |  |  |  |
| Kopach,Connor ss          | 5  | 0 | 1 | 0  | 0  | 3  | 2 | 5   | Murphy,T cf   | 4   | 1 | 5 | 2                     | 3  | 0  | 4 | 0   | 1 |  |  |  |  |  |  |  |
| Vasic,Nikola 2b           | 5  | 0 | 3 | 0  | 1  | 1  | 2 | 0   | Libunao,R lf  | 5   | 0 | 2 | 0                     | 1  | 1  | 1 | 1   |   |  |  |  |  |  |  |  |
| Lyon,Alex lf              | 5  | 1 | 0 | 1  | 2  | 2  | 0 | 0   | Weeks,W rf    | 4   | 0 | 0 | 1                     | 1  | 2  | 0 | 0   |   |  |  |  |  |  |  |  |
| Blackfan,Logan 1b         | 5  | 0 | 0 | 0  | 1  | 10 | 3 | 0   | ADAMS,Deric p | 4.0 | 0 | 0 | 2                     | 5  | 11 | 1 | 0   |   |  |  |  |  |  |  |  |
| Weber,J,T dh/p            | 5  | 1 | 1 | 0  | 0  | 1  | 0 | 1   | Law,M dh      | 4   | 0 | 0 | 0                     | 3  | 0  | 0 | 0   |   |  |  |  |  |  |  |  |
| Crawford,Kenton rf        | 4  | 1 | 2 | 1  | 0  | 2  | 1 | 0   | Wilson,M 2b   | 4   | 1 | 1 | 0                     | 0  | 1  | 1 | 0   |   |  |  |  |  |  |  |  |
| Ullick,Austin c           | 4  | 0 | 0 | 0  | 0  | 9  | 2 | 0   | Berry,C 3b    | 4   | 1 | 1 | 0                     | 0  | 1  | 0 | 0   |   |  |  |  |  |  |  |  |
| Fugitt,Addison cf         | 2  | 0 | 1 | 0  | 0  | 0  | 0 | 0   | Gonzalez,R c  | 4   | 1 | 0 | 0                     | 1  | 0  | 3 | 0   |   |  |  |  |  |  |  |  |
| Epps,Grey 3b              | 4  | 1 | 2 | 1  | 0  | 2  | 1 | 0   | Prather,J ss  | 2   | 2 | 2 | 1                     | 1  | 2  | 0 | 0   |   |  |  |  |  |  |  |  |
| Harrison,Bradley ph       | 1  | 0 | 1 | 0  | 1  | 0  | 0 | 0   | Depperman p   | 0   | 0 | 0 | 0                     | 0  | 0  | 0 | 0   |   |  |  |  |  |  |  |  |
| Epps,Grey 3b              | 3  | 0 | 0 | 0  | 2  | 1  | 0 | 0   | Miller,E p    | 0   | 0 | 0 | 0                     | 0  | 0  | 0 | 0   |   |  |  |  |  |  |  |  |
| Harrison,Bradley ph       | 0  | 0 | 0 | 0  | 0  | 0  | 0 | 0   | Hudson,J p    | 0   | 0 | 0 | 0                     | 0  | 0  | 0 | 0   |   |  |  |  |  |  |  |  |
| Barb,Michael p            | 0  | 0 | 0 | 0  | 0  | 0  | 0 | 0   |               |     |   |   |                       |    |    |   |     |   |  |  |  |  |  |  |  |



# 2018 RESULTS

## GAME 19

| Illinois 4 (10-5)    |    |   |    |    |    |    |    |     |                     |    |   |   | Southern Illinois 5 (9-10) |    |    |    |     |  |  |  |  |  |  |  |  |
|----------------------|----|---|----|----|----|----|----|-----|---------------------|----|---|---|----------------------------|----|----|----|-----|--|--|--|--|--|--|--|--|
| Player               | ab | r | h  | bb | so | pa | a  | lob | Player              | ab | r | h | bb                         | so | pa | a  | lob |  |  |  |  |  |  |  |  |
| Taylor, Zac cf       | 5  | 2 | 2  | 0  | 0  | 3  | 0  | 1   | Vasic, Nikola 2b    | 4  | 0 | 1 | 0                          | 1  | 1  | 3  | 1   |  |  |  |  |  |  |  |  |
| Troike, Ben ss       | 4  | 0 | 1  | 0  | 0  | 2  | 6  | 0   | Fugitt, Addison rf  | 1  | 2 | 0 | 3                          | 1  | 6  | 0  | 2   |  |  |  |  |  |  |  |  |
| Yalowitz, Jack rf    | 4  | 0 | 1  | 0  | 0  | 0  | 1  | 0   | Kopach, Connor ss   | 4  | 1 | 2 | 2                          | 0  | 0  | 5  | 1   |  |  |  |  |  |  |  |  |
| Spillane, Brennan 1b | 4  | 0 | 1  | 0  | 0  | 13 | 0  | 0   | Blackfan, Logan 1b  | 4  | 1 | 1 | 0                          | 0  | 11 | 0  | 1   |  |  |  |  |  |  |  |  |
| Massey, Michael 2b   | 3  | 0 | 0  | 1  | 1  | 5  | 1  | 0   | Lyon, Alex lf       | 2  | 1 | 0 | 2                          | 1  | 0  | 0  | 1   |  |  |  |  |  |  |  |  |
| Turchin, Dorian lf   | 4  | 0 | 1  | 0  | 0  | 0  | 1  | 0   | Andersch, Hunter dh | 3  | 0 | 0 | 1                          | 0  | 0  | 1  | 0   |  |  |  |  |  |  |  |  |
| Michalak, Michael dh | 3  | 1 | 1  | 0  | 1  | 0  | 0  | 0   | Ullick, Austin c    | 3  | 0 | 1 | 0                          | 1  | 0  | 5  | 0   |  |  |  |  |  |  |  |  |
| Craan, David c       | 3  | 0 | 0  | 0  | 2  | 5  | 1  | 0   | Epps, Grey 3b       | 4  | 0 | 1 | 0                          | 1  | 0  | 1  | 0   |  |  |  |  |  |  |  |  |
| Kurtz, Jeff ph       | 1  | 0 | 0  | 1  | 0  | 0  | 0  | 0   | Crawford, Kenton rf | 3  | 0 | 0 | 1                          | 1  | 3  | 0  | 2   |  |  |  |  |  |  |  |  |
| Van Scay, Grant 3b   | 4  | 2 | 0  | 0  | 1  | 0  | 2  | 1   | Steege, Jamison p   | 0  | 0 | 0 | 0                          | 0  | 0  | 1  | 0   |  |  |  |  |  |  |  |  |
| Engel, Tyler pr      | 0  | 0 | 0  | 0  | 0  | 0  | 0  | 0   | McDaniel, Trey p    | 0  | 0 | 0 | 0                          | 0  | 0  | 0  | 0   |  |  |  |  |  |  |  |  |
| Fisher, Andy p       | 0  | 0 | 0  | 0  | 0  | 0  | 0  | 0   | Netemeyer, Ryan p   | 0  | 0 | 0 | 0                          | 0  | 0  | 0  | 0   |  |  |  |  |  |  |  |  |
| Thompson, Ryan p     | 0  | 0 | 0  | 0  | 0  | 0  | 0  | 0   | Totals              | 28 | 5 | 5 | 9                          | 5  | 27 | 10 | 8   |  |  |  |  |  |  |  |  |
| Totals               | 35 | 4 | 11 | 2  | 5  | 24 | 15 | 6   |                     |    |   |   |                            |    |    |    |     |  |  |  |  |  |  |  |  |

| Score by Innings  | 1 | 2 | 3 | 4 | 5 | 6 | 7 | 8 | 9 | R | H  | E |
|-------------------|---|---|---|---|---|---|---|---|---|---|----|---|
| Southern Illinois | 1 | 0 | 0 | 2 | 1 | 0 | 0 | 0 | 0 | 4 | 11 | 0 |
| Illinois          | 1 | 0 | 0 | 0 | 2 | 2 | 0 | 0 | 0 | 5 | 5  | 0 |

DP - SU1 3; LOB - ILL 6; SU1 8; 2B - Taylor(4); Spillane 9(9); Kopach(8); HR - Taylor(4); Kopach(2); SB - Troike(3); Spillane(6); Lyon(3); CS - Vasic(3).

| Illinois       | ip  | r | er | bb | so | ab | mf | pa | Southern Illinois | ip  | r | er | bb | so | ab | mf | pa  |
|----------------|-----|---|----|----|----|----|----|----|-------------------|-----|---|----|----|----|----|----|-----|
| Fisher, Andy   | 5.1 | 4 | 3  | 6  | 3  | 19 | 25 | 92 | Steege, Jamison   | 7.1 | 9 | 4  | 4  | 1  | 4  | 29 | 104 |
| Thompson, Ryan | 2.2 | 1 | 2  | 2  | 3  | 9  | 12 | 48 | McDaniel, Trey    | 0.2 | 1 | 0  | 0  | 1  | 0  | 2  | 3   |
|                |     |   |    |    |    |    |    |    | Netemeyer, Ryan   | 1.0 | 1 | 0  | 0  | 0  | 1  | 4  | 14  |

Win - Steege, Jamison (2-1). Loss - Thompson (4-1). Save - Netemeyer (1).  
 PB - Craan(2). Inherited runners/scored: Thompson 3(1). Pitches/strikes: Fisher 92/47; Thompson 48/27; Steege, Jamison 104/69; McDaniel 14/5; Netemeyer 32/5.  
 Umpires - HP: David Fields 1B; John Coons 3B; Bret Bruntington  
 Start: 2:40 pm Time: 2:29 Attendance: 353  
 Weather: 52, overcast, 14 mph NW

## GAME 20

| Illinois 6 (11-5)    |    |   |   |    |    |    |    |     |                     |    |   |   | Southern Illinois 2 (9-11) |    |    |    |     |  |  |  |  |  |  |  |  |
|----------------------|----|---|---|----|----|----|----|-----|---------------------|----|---|---|----------------------------|----|----|----|-----|--|--|--|--|--|--|--|--|
| Player               | ab | r | h | bb | so | pa | a  | lob | Player              | ab | r | h | bb                         | so | pa | a  | lob |  |  |  |  |  |  |  |  |
| Taylor, Zac cf       | 5  | 2 | 2 | 0  | 0  | 2  | 0  | 0   | Vasic, Nikola 2b    | 3  | 1 | 0 | 1                          | 1  | 3  | 0  | 0   |  |  |  |  |  |  |  |  |
| Troike, Ben ss       | 5  | 0 | 1 | 0  | 0  | 1  | 4  | 1   | Fugitt, Addison rf  | 4  | 0 | 0 | 0                          | 1  | 2  | 0  | 0   |  |  |  |  |  |  |  |  |
| Yalowitz, Jack rf    | 4  | 0 | 1 | 0  | 0  | 1  | 3  | 0   | Kopach, Connor ss   | 4  | 0 | 0 | 0                          | 0  | 0  | 4  | 0   |  |  |  |  |  |  |  |  |
| Spillane, Brennan 1b | 3  | 0 | 0 | 0  | 1  | 11 | 0  | 0   | Blackfan, Logan 1b  | 4  | 0 | 0 | 0                          | 2  | 14 | 0  | 1   |  |  |  |  |  |  |  |  |
| Massey, Michael 2b   | 4  | 0 | 1 | 0  | 0  | 1  | 4  | 3   | Lyon, Alex lf       | 3  | 0 | 1 | 1                          | 0  | 0  | 0  | 1   |  |  |  |  |  |  |  |  |
| Turchin, Dorian lf   | 4  | 1 | 1 | 0  | 1  | 2  | 0  | 1   | Weber, J.T. dh      | 4  | 0 | 0 | 0                          | 0  | 0  | 0  | 1   |  |  |  |  |  |  |  |  |
| Michalak, Michael dh | 3  | 2 | 1 | 0  | 1  | 9  | 0  | 0   | Fairfield, Mitch c  | 2  | 0 | 0 | 0                          | 1  | 8  | 0  | 0   |  |  |  |  |  |  |  |  |
| Kurtz, Jeff ph       | 4  | 1 | 1 | 0  | 1  | 0  | 0  | 0   | Epps, Grey 3b       | 3  | 0 | 0 | 0                          | 3  | 1  | 5  | 0   |  |  |  |  |  |  |  |  |
| Van Scay, Grant 3b   | 3  | 0 | 1 | 0  | 1  | 0  | 4  | 0   | Crawford, Kenton rf | 2  | 0 | 0 | 0                          | 1  | 1  | 0  | 2   |  |  |  |  |  |  |  |  |
| Engel, Tyler pr      | 0  | 0 | 0 | 0  | 0  | 0  | 0  | 0   | Kengott, Jared pf   | 1  | 0 | 0 | 0                          | 0  | 0  | 0  | 0   |  |  |  |  |  |  |  |  |
| Fisher, Andy p       | 0  | 0 | 0 | 0  | 0  | 0  | 0  | 0   | Harrison, Bradley p | 0  | 0 | 0 | 0                          | 0  | 0  | 0  | 1   |  |  |  |  |  |  |  |  |
| Thompson, Ryan p     | 0  | 0 | 0 | 0  | 0  | 0  | 0  | 0   | Farmer, Noah p      | 0  | 0 | 0 | 0                          | 0  | 0  | 0  | 0   |  |  |  |  |  |  |  |  |
| Totals               | 35 | 9 | 6 | 1  | 6  | 27 | 14 | 5   | Totals              | 30 | 2 | 1 | 2                          | 9  | 27 | 14 | 4   |  |  |  |  |  |  |  |  |

| Score by Innings  | 1 | 2 | 3 | 4 | 5 | 6 | 7 | 8 | 9 | R | H | E |
|-------------------|---|---|---|---|---|---|---|---|---|---|---|---|
| Southern Illinois | 1 | 0 | 0 | 0 | 0 | 0 | 0 | 1 | 0 | 6 | 9 | 2 |
| Illinois          | 2 | 0 | 0 | 0 | 0 | 0 | 0 | 0 | 0 | 2 | 3 | 1 |

E - Troike (7); Kengott(2); LOB - ILL 5; SU1 4; 2B - Taylor(5); Korte(3); 3B - Massey(1); HBP - Spillane; Fairfield, M, SH - Van Scoy(1); SB - Taylor(5); Spillane(7); Turchin 2(1); Kopach(16); Lyon(1); Fairfield, M(3).

| Illinois       | ip  | r | er | bb | so | ab | mf | pa  | Southern Illinois | ip  | r | er | bb | so | ab | mf | pa  |
|----------------|-----|---|----|----|----|----|----|-----|-------------------|-----|---|----|----|----|----|----|-----|
| Weber, Ty      | 8.0 | 3 | 2  | 2  | 2  | 27 | 30 | 120 | Harrison, Bradley | 7.2 | 7 | 5  | 5  | 1  | 8  | 29 | 108 |
| Gerber, Joey p | 0.0 | 0 | 0  | 0  | 0  | 1  | 3  | 15  | Farmer, Noah      | 1.2 | 1 | 1  | 0  | 0  | 6  | 6  | 16  |

Win - Weber (3-1). Loss - Harrison (2-1). Save - None.  
 HBP - by Harrison (Spillane); by Weber (Fairfield, M). Inherited runners/scored: Farmer 1(0). Pitches/strikes: Weber 120/77; Harrison 158/93; Farmer 108/75; Farmer 16/10.  
 Umpires - HP: John Coons 1B; David Fields 3B; Bret Bruntington  
 Start: 2 p.m. Time: 2:19 Attendance: 303  
 Weather: 51, overcast, 4 mph ENE

## GAME 21

| Southern Illinois 8 (10-11) |    |   |    |    |    |    |   |     |                     |    |   |    | SIUE 3 (5-13) |    |    |   |     |  |  |  |  |  |  |  |  |
|-----------------------------|----|---|----|----|----|----|---|-----|---------------------|----|---|----|---------------|----|----|---|-----|--|--|--|--|--|--|--|--|
| Player                      | ab | r | h  | bb | so | pa | a | lob | Player              | ab | r | h  | bb            | so | pa | a | lob |  |  |  |  |  |  |  |  |
| Vasic, Nikola 2b            | 5  | 0 | 1  | 2  | 0  | 2  | 0 | 0   | Vasic, Nikola 2b    | 5  | 0 | 1  | 2             | 0  | 0  | 0 | 0   |  |  |  |  |  |  |  |  |
| Fugitt, Addison rf          | 5  | 1 | 0  | 0  | 2  | 4  | 0 | 3   | Fugitt, Addison rf  | 5  | 1 | 0  | 0             | 2  | 4  | 0 | 3   |  |  |  |  |  |  |  |  |
| Kopach, Connor ss           | 4  | 0 | 1  | 0  | 1  | 7  | 1 | 0   | Kopach, Connor ss   | 4  | 0 | 1  | 0             | 1  | 7  | 1 | 0   |  |  |  |  |  |  |  |  |
| Blackfan, Logan 1b          | 4  | 1 | 1  | 1  | 0  | 13 | 0 | 0   | Blackfan, Logan 1b  | 4  | 1 | 1  | 1             | 0  | 13 | 0 | 0   |  |  |  |  |  |  |  |  |
| Lyon, Alex lf               | 5  | 0 | 2  | 0  | 0  | 2  | 0 | 0   | Lyon, Alex lf       | 5  | 0 | 2  | 0             | 0  | 2  | 0 | 0   |  |  |  |  |  |  |  |  |
| Curtis, Drew dh             | 5  | 1 | 1  | 0  | 2  | 0  | 0 | 3   | Curtis, Drew dh     | 5  | 1 | 1  | 0             | 2  | 0  | 0 | 3   |  |  |  |  |  |  |  |  |
| Fairfield, Mitch c          | 4  | 2 | 1  | 0  | 1  | 7  | 1 | 2   | Fairfield, Mitch c  | 4  | 2 | 1  | 0             | 1  | 7  | 1 | 2   |  |  |  |  |  |  |  |  |
| Epps, Grey 3b               | 5  | 2 | 3  | 0  | 0  | 1  | 2 | 0   | Epps, Grey 3b       | 5  | 2 | 3  | 0             | 0  | 1  | 2 | 0   |  |  |  |  |  |  |  |  |
| Hudson, Brad cf             | 2  | 1 | 1  | 0  | 0  | 0  | 0 | 0   | Hudson, Brad cf     | 2  | 1 | 1  | 0             | 0  | 0  | 0 | 0   |  |  |  |  |  |  |  |  |
| Hiser, Mason p              | 0  | 0 | 0  | 0  | 0  | 0  | 0 | 0   | Hiser, Mason p      | 0  | 0 | 0  | 0             | 0  | 0  | 0 | 0   |  |  |  |  |  |  |  |  |
| Givens, Dylan p             | 0  | 0 | 0  | 0  | 0  | 0  | 0 | 0   | Givens, Dylan p     | 0  | 0 | 0  | 0             | 0  | 0  | 0 | 0   |  |  |  |  |  |  |  |  |
| Farmer, Noah p              | 0  | 0 | 0  | 0  | 0  | 0  | 0 | 0   | Farmer, Noah p      | 0  | 0 | 0  | 0             | 0  | 0  | 0 | 0   |  |  |  |  |  |  |  |  |
| Montgomery, Allen p         | 0  | 0 | 0  | 0  | 0  | 0  | 0 | 0   | Montgomery, Allen p | 0  | 0 | 0  | 0             | 0  | 0  | 0 | 0   |  |  |  |  |  |  |  |  |
| Totals                      | 37 | 8 | 11 | 5  | 4  | 21 | 7 | 9   | Totals              | 37 | 8 | 11 | 5             | 4  | 21 | 7 | 9   |  |  |  |  |  |  |  |  |

| Score by Innings  | 1 | 2 | 3 | 4 | 5 | 6 | 7 | 8 | 9 | R | H  | E |
|-------------------|---|---|---|---|---|---|---|---|---|---|----|---|
| Southern Illinois | 1 | 0 | 0 | 0 | 2 | 0 | 0 | 0 | 0 | 8 | 12 | 2 |
| SIUE              | 1 | 0 | 0 | 0 | 0 | 0 | 0 | 0 | 0 | 3 | 8  | 4 |

E - Vasic(2); Kopach(9); McClain 3(6); Jackson(1); DP - SU1 1; LOB - SIUE 9; SIUE 7; 2B - Kopach(9); Curtis(2); WEINER 2(4); TURSIT(1); HR - Goecks(2); SH - Hudson(2); SF - Vasic 2(3); SB - Epp(1); CS - Kopach(7).

| Southern Illinois | ip  | r | er | bb | so | ab | mf | pa | SIUE       | ip  | r | er | bb | so | ab | mf | pa |
|-------------------|-----|---|----|----|----|----|----|----|------------|-----|---|----|----|----|----|----|----|
| Hiser, Mason      | 3.0 | 4 | 2  | 2  | 0  | 11 | 11 | 41 | LLORENS    | 2.0 | 4 | 6  | 3  | 4  | 10 | 15 | 65 |
| Givens, Dylan     | 2.0 | 4 | 1  | 0  | 2  | 13 | 14 | 34 | HUTCHINSON | 4.0 | 6 | 2  | 1  | 0  | 3  | 18 | 94 |
| Farmer, Noah      | 2.0 | 0 | 0  | 1  | 3  | 6  | 7  | 34 | COLLEY     | 2.0 | 1 | 0  | 0  | 1  | 6  | 7  | 24 |
| Montgomery, Allen | 2.0 | 0 | 0  | 0  | 1  | 6  | 17 | 47 | FULKERSON  | 1.0 | 0 | 0  | 0  | 2  | 3  | 10 |    |

Win - Givens (1-0). Loss - LLORENS (0-2). Save - None.  
 PB - PATTON(3). Inherited runners/scored: Farmer 2(0). Pitches/strikes: Hiser 41/26; Givens 34/24; Farmer 34/19; Montgomery 17/11; LLORENS 65/40; HUTCHINSON 44/37; COLLEY 24/16; FULKERSON 10/8.  
 Umpires - HP: T.J. Cunningham 1B; Troy Beninger 3B; Dave Logan  
 Start: 4 p.m. Time: 2:39 Attendance: 148  
 Weather: 49 degrees, cloudy  
 Givens faced 3 batters in the 6th.

## GAME 22

| UC Irvine 6 (12-8)    |    |   |   |    |    |    |    |     |                      |                   |    |   | Southern Illinois 2 (10-12) |    |    |    |     |  |  |  |  |  |  |  |  |
|-----------------------|----|---|---|----|----|----|----|-----|----------------------|-------------------|----|---|-----------------------------|----|----|----|-----|--|--|--|--|--|--|--|--|
| Player                | ab | r | h | bb | so | pa | a  | lob | Player               | ab                | r  | h | bb                          | so | pa | a  | lob |  |  |  |  |  |  |  |  |
| Palmer, Jake cf       | 5  | 1 | 2 | 0  | 0  | 0  | 0  | 0   | Vasic, Nikola 2b     | 4                 | 0  | 0 | 1                           | 3  | 1  | 4  | 1   |  |  |  |  |  |  |  |  |
| Coss, Parker 3b       | 4  | 1 | 0 | 1  | 0  | 1  | 4  | 0   | Fugitt, Addison rf   | 5                 | 0  | 0 | 0                           | 3  | 4  | 0  | 0   |  |  |  |  |  |  |  |  |
| Zickelrose, Konnor rf | 5  | 1 | 2 | 1  | 0  | 0  | 0  | 0   | Kopach, Connor ss    | 5                 | 1  | 2 | 0                           | 1  | 1  | 1  | 0   |  |  |  |  |  |  |  |  |
| Fitzpatrick, Ryan 1b  | 5  | 1 | 3 | 0  | 1  | 10 | 0  | 0   | Blackfan, Logan 1b   | 5                 | 0  | 2 | 1                           | 0  | 12 | 0  | 1   |  |  |  |  |  |  |  |  |
| Castro, Jacob dh      | 5  | 0 | 1 | 0  | 2  | 0  | 0  | 0   | Lyon, Alex lf        | 2                 | 0  | 0 | 2                           | 1  | 1  | 0  | 1   |  |  |  |  |  |  |  |  |
| Kreuter, Cole 2b      | 4  | 0 | 1 | 0  | 2  | 0  | 0  | 0   | Ullick, Austin c     | 4                 | 2  | 0 | 0                           | 0  | 8  | 0  | 2   |  |  |  |  |  |  |  |  |
| Brooks, Brendan lf    | 4  | 0 | 1 | 0  | 1  | 0  | 1  | 0   | Hudson, Brad rf      | 7                 | 1  | 1 | 0                           | 0  | 0  | 0  | 0   |  |  |  |  |  |  |  |  |
| Koss, Christian ss    | 3  | 1 | 0 | 1  | 2  | 2  | 1  | 0   | Fairfield, Mitch c   | 0                 | 0  | 0 | 0                           | 0  | 1  | 0  | 0   |  |  |  |  |  |  |  |  |
| Mazur, Griffin ph     | 1  | 0 | 0 | 0  | 1  | 0  | 0  | 0   | Weber, J.T. dh       | 3                 | 0  | 0 | 0                           | 2  | 0  | 0  | 0   |  |  |  |  |  |  |  |  |
| Pattengill, Devin ph  | 1  | 0 | 0 | 0  | 1  | 0  | 0  | 0   | Harrison, Bradley ph | 1                 | 0  | 1 | 0                           | 0  | 0  | 0  | 0   |  |  |  |  |  |  |  |  |
| Retano, Matt c        | 1  | 1 | 0 | 0  | 0  | 4  | 1  | 0   | Kengott, Jared pf    | 0                 | 0  | 0 | 0                           | 0  | 0  | 0  | 0   |  |  |  |  |  |  |  |  |
| Pallante, Andre p     | 0  | 0 | 0 | 0  | 0  | 0  | 0  | 0   | Epps, Grey 3b        | 4                 | 0  | 0 | 0                           | 1  | 2  | 4  | 0   |  |  |  |  |  |  |  |  |
| Anderson, Nick p      | 0  | 0 | 0 | 0  | 0  | 0  | 0  | 0   | Crawford, Kenton rf  | 4                 | 0  | 0 | 0                           | 0  | 0  | 0  | 0   |  |  |  |  |  |  |  |  |
| Bocko, Jordan p       | 0  | 0 | 0 | 0  | 0  | 0  | 0  | 0   | Barclay, Michael p   | 0                 | 0  | 0 | 0                           | 0  | 0  | 0  | 0   |  |  |  |  |  |  |  |  |
| Totals                | 38 | 6 | 9 | 6  | 2  | 10 | 30 | 14  | 5                    | McDaniel, Trey p  | 0  | 0 | 0                           | 0  | 0  | 0  | 1   |  |  |  |  |  |  |  |  |
|                       |    |   |   |    |    |    |    |     |                      | Netemeyer, Ryan p | 0  | 0 | 0                           | 0  | 0  | 0  | 0   |  |  |  |  |  |  |  |  |
|                       |    |   |   |    |    |    |    |     |                      | Totals            | 37 | 2 | 7                           | 2  | 12 | 30 | 10  |  |  |  |  |  |  |  |  |

| Score by Innings  | 1 | 2 | 3 | 4 | 5 | 6 | 7 | 8 | 9 | R | H | E |
|-------------------|---|---|---|---|---|---|---|---|---|---|---|---|
| UC Irvine         | 0 | 0 | 0 | 0 | 0 | 1 | 1 | 0 | 4 | 6 | 9 | 2 |
| Southern Illinois | 0 | 0 | 0 | 0 | 1 | 0 | 1 | 0 | 2 | 7 | 7 | 1 |

E - Fitzpatrick(5); Pallante(1); Ullick(2); DP - SU1 2; LOB - UC Irvine 5; SU1 8; 2B - Castro(3); Retano(1); Blackfan(4); Ullick 2(1); Harrison(2); HR - Fitzpatrick(3); SH - Retano(2); SB - Zickelrose(1); Vasic(10); Kopach(17); CS - Lyon.

| UC Irvine | ip | r | er | bb | so | ab | mf | pa | Southern Illinois |
|-----------|----|---|----|----|----|----|----|----|-------------------|
|-----------|----|---|----|----|----|----|----|----|-------------------|

# 2018 RESULTS

## GAME 28

### Austin Peay 6 (16-13)

| Player             | ab | r | h  | bb | so | a  | lob |
|--------------------|----|---|----|----|----|----|-----|
| GIANNINI, J        | 4  | 0 | 0  | 1  | 0  | 4  | 3   |
| WILSON, K/2B       | 5  | 1 | 2  | 0  | 0  | 0  | 0   |
| TIPKER, M/3B       | 5  | 1 | 0  | 1  | 3  | 2  | 0   |
| WALKER, N/ dh      | 3  | 2 | 1  | 0  | 0  | 0  | 0   |
| KELLEY, B/ pr      | 0  | 0 | 0  | 0  | 0  | 0  | 0   |
| FLAHERTY, J/ f     | 3  | 0 | 0  | 0  | 2  | 2  | 0   |
| CAMPBELL, A/ ph/cf | 2  | 0 | 0  | 0  | 0  | 0  | 0   |
| MC DONALD, J/ 1b   | 5  | 2 | 3  | 4  | 1  | 0  | 0   |
| WILLIS, L/ c       | 5  | 1 | 2  | 0  | 3  | 5  | 0   |
| SALA, A/ c         | 2  | 0 | 0  | 0  | 0  | 0  | 0   |
| REMY, M/ ss        | 2  | 0 | 0  | 0  | 1  | 2  | 0   |
| NEWBERG, B/ ph/cf  | 2  | 0 | 0  | 0  | 1  | 2  | 0   |
| VIAL, B/ p         | 0  | 0 | 0  | 0  | 0  | 0  | 0   |
| GOLLERT, H/ p      | 0  | 0 | 0  | 0  | 0  | 0  | 0   |
| THOMPSON, Ty p     | 0  | 0 | 0  | 0  | 0  | 0  | 0   |
| RYE, J/ c          | 0  | 0 | 0  | 0  | 0  | 0  | 0   |
| CLARK, E/ p        | 0  | 0 | 0  | 0  | 0  | 0  | 0   |
| LEBAN, G/ p        | 0  | 0 | 0  | 0  | 0  | 0  | 0   |
| HEADGARTY, R/ p    | 0  | 0 | 0  | 0  | 0  | 0  | 0   |
| Totals             | 38 | 6 | 10 | 6  | 10 | 24 | 7   |

**Score by Innings**

|                   |   |   |   |   |   |   |   |   |    |    |   |
|-------------------|---|---|---|---|---|---|---|---|----|----|---|
| 1                 | 2 | 3 | 4 | 5 | 6 | 7 | 8 | 9 | R  | H  | E |
| Austin Peay       | 0 | 1 | 0 | 2 | 2 | 0 | 0 | 1 | 6  | 10 | 1 |
| Southern Illinois | 0 | 1 | 1 | 1 | 5 | 0 | 1 | X | 10 | 17 | 3 |

E = TIPKER, M.(7); WEBER, Z.(2); DP - AFSU 1; SUU 1; LOB - AFSU 10; SUU 15; 2B - WILSON, K.(6); WALKER, N.(2); KOPACH, C.(3); HR - MC DONALD, J.(1); HBP - BLACKFAN, SH - SALA, A.(1); SF - KOPACH.(4); Error: 1; Grounded into double play: 1; Sacrifice: 0; Stolen bases: 0; Caught stealing: 0; Double plays: 2; SB - LYON 4(15); CURTIS(2); EPPS(2); CRAWFORD(3).

**Austin Peay**

| Player       | ab  | r   | h   | bb   | so | a  | lob |
|--------------|-----|-----|-----|------|----|----|-----|
| VIAL, B      | 2.0 | 3.1 | 1.0 | 0.8  | 8  | 32 |     |
| GOLLERT, H   | 1.0 | 2.1 | 1.1 | 5.7  | 28 |    |     |
| THOMPSON, Ty | 1.0 | 1.0 | 1.0 | 1.0  | 37 |    |     |
| RYE, J       | 1.0 | 3.4 | 2.1 | 7.9  | 36 |    |     |
| CLARK, E     | 0.2 | 2.2 | 1.5 | 7.39 |    |    |     |
| LEBAN, G     | 1.1 | 1.0 | 0.0 | 0.0  | 0  |    |     |
| HEADGARTY, R | 1.0 | 2.1 | 1.1 | 4.6  | 17 |    |     |

Win - Farmer (2-1). Loss - RYE, J. (0-3). Save - McDaniel (1).  
 HBP - by GOLLERT, H. (Blackfan, PH - SALA, A.(3)); Ulick(5). Inherited runners/scored: CLARK, E. 2/2; LEBAN, G. 3/0; McDaniel 3/1. Pitches/strikes: VIAL, B. 32/19; GOLLERT, H. 28/17; THOMPSON, Ty 37/24; RYE, J. 36/20; CLARK, E. 30/15; LEBAN, G. 19/12; HEADGARTY, R. 17/9; Givens 62/40; Farmer 46/29; Beckmann 33/17; McDaniel 12/6.

Umpires - HP: Craig McCarthy 1B: David Fields 2B: Bret Brumgar  
 Start: 3 p.m. Time: 3:24 Attendance: 285  
 Weather: 43, mostly sunny, 9 mph NW  
 RYE, J. faced 3 batters in the 6th.

## GAME 29

### Valparaiso 2 (8-17,1-3 MVC)

| Player                | ab | r | h | bb | so | a  | lob |
|-----------------------|----|---|---|----|----|----|-----|
| Dawson, Chase 2b      | 3  | 1 | 0 | 0  | 1  | 1  | 5   |
| Shakins, Sam ss       | 4  | 1 | 1 | 2  | 0  | 4  | 0   |
| Billingier, Blake if  | 4  | 0 | 2 | 0  | 0  | 0  | 0   |
| Garbella, Giovanni dh | 3  | 0 | 0 | 0  | 1  | 0  | 0   |
| Jones, Brent 1b       | 3  | 0 | 0 | 1  | 1  | 2  | 2   |
| Jacob, Chad 3b        | 4  | 0 | 1 | 0  | 0  | 0  | 3   |
| Kapers, Scott c       | 3  | 0 | 0 | 0  | 1  | 1  | 0   |
| Diers, Riley rf       | 2  | 0 | 0 | 0  | 0  | 0  | 2   |
| Eggmann, Jayden c     | 3  | 0 | 0 | 0  | 2  | 3  | 0   |
| Tiemann, Jon p        | 0  | 0 | 0 | 0  | 0  | 0  | 0   |
| VanLanen, Luke p      | 0  | 0 | 0 | 0  | 0  | 0  | 0   |
| Totals                | 30 | 2 | 7 | 2  | 7  | 24 | 4   |

**Score by Innings**

|                   |   |   |   |   |   |   |   |   |   |    |   |
|-------------------|---|---|---|---|---|---|---|---|---|----|---|
| 1                 | 2 | 3 | 4 | 5 | 6 | 7 | 8 | 9 | R | H  | E |
| Valparaiso        | 0 | 0 | 0 | 0 | 0 | 0 | 0 | 2 | 2 | 7  | 1 |
| Southern Illinois | 0 | 0 | 0 | 1 | 3 | 0 | 2 | X | 6 | 10 | 1 |

E - Jones(2); VASIC(5). DP - VALPO 2; SUU 4; LOB - VALPO 4; SUU 5; 2B - Billingier(12); Blackfan(6); Curtis(5).  
 3B - Epps(1); HR - Shakins(4); Curtis(2); SH - Dent(2); Epp(1).

**Valparaiso**

| Player         | ab  | r   | h   | bb  | so | a   | lob |
|----------------|-----|-----|-----|-----|----|-----|-----|
| Tiemann, Jon   | 7.1 | 1.0 | 0.3 | 2.0 | 31 | 107 |     |
| VanLanen, Luke | 0.2 | 0.0 | 0.0 | 0.2 | 9  |     |     |

In - Baird (3-2), Scott - Tieman (3-3). Save - None.  
 Inherited runners/scored: None. Pitches/strikes: Tieman 107/65; VanLanen 9/5; Baird 100/73.

Umpires - HP: Scott Wilkerson 1B: Ben Harlow 2B: Clint Wheeler  
 Start: 1 p.m. Time: 2:02 Attendance: 193  
 Weather: 57, sunny, 9 mph W

### Southern Illinois 6 (16-13,3 MVC)

| Player             | ab | r | h  | bb | so | a  | lob |
|--------------------|----|---|----|----|----|----|-----|
| VASIC, Nikola 2b   | 3  | 0 | 0  | 1  | 0  | 2  | 5   |
| Fugitt, Addison rf | 4  | 0 | 1  | 0  | 1  | 0  | 2   |
| Kopach, Connor ss  | 4  | 0 | 0  | 0  | 0  | 4  | 0   |
| Blackfan, Logan 1b | 4  | 1 | 1  | 0  | 0  | 14 | 1   |
| Lyon, Alex if      | 3  | 0 | 0  | 0  | 0  | 1  | 0   |
| Curtis, Drew dh    | 1  | 1 | 1  | 0  | 0  | 0  | 0   |
| Ulick, Austin c    | 4  | 2 | 1  | 0  | 0  | 0  | 1   |
| Epps, Grey 3b      | 3  | 0 | 1  | 0  | 0  | 2  | 0   |
| Hudson, Brad of    | 3  | 0 | 1  | 0  | 0  | 2  | 0   |
| Baird, Michael p   | 0  | 0 | 0  | 0  | 0  | 1  | 0   |
| Totals             | 32 | 6 | 10 | 6  | 2  | 17 | 5   |

**Score by Innings**

|                   |   |   |   |   |   |   |   |   |   |    |   |
|-------------------|---|---|---|---|---|---|---|---|---|----|---|
| 1                 | 2 | 3 | 4 | 5 | 6 | 7 | 8 | 9 | R | H  | E |
| Southern Illinois | 0 | 0 | 0 | 0 | 0 | 0 | 2 | 7 | 1 | 10 | 1 |
| Valparaiso        | 0 | 0 | 0 | 0 | 0 | 0 | 0 | 2 | 2 | 7  | 1 |

E - Jones(2); VASIC(5). DP - VALPO 2; SUU 4; LOB - VALPO 4; SUU 5; 2B - Billingier(12); Blackfan(6); Curtis(5).  
 3B - Epps(1); HR - Shakins(4); Curtis(2); SH - Dent(2); Epp(1).

**Southern Illinois**

| Player         | ab  | r   | h   | bb   | so  | a | lob |
|----------------|-----|-----|-----|------|-----|---|-----|
| Baird, Michael | 9.0 | 7.2 | 2.7 | 7.30 | 150 |   |     |

In - Baird (3-2), Scott - Tieman (3-3). Save - None.  
 Inherited runners/scored: None. Pitches/strikes: Tieman 107/65; VanLanen 9/5; Baird 100/73.

Umpires - HP: Scott Wilkerson 1B: Ben Harlow 2B: Clint Wheeler  
 Start: 1 p.m. Time: 2:02 Attendance: 193  
 Weather: 57, sunny, 9 mph W

## GAME 30

### Valparaiso 6 (9-17,2-3 MVC)

| Player                | ab | r | h  | bb | so | a | lob |
|-----------------------|----|---|----|----|----|---|-----|
| Dawson, Chase 2b      | 5  | 1 | 1  | 0  | 0  | 4 | 2   |
| Shakins, Sam ss       | 5  | 1 | 2  | 0  | 1  | 0 | 6   |
| Billingier, Blake if  | 5  | 2 | 0  | 0  | 2  | 0 | 0   |
| Garbella, Giovanni dh | 3  | 1 | 4  | 0  | 0  | 7 | 1   |
| Jones, Brent 1b       | 3  | 0 | 1  | 0  | 1  | 0 | 0   |
| Jacob, Chad 3b        | 4  | 1 | 1  | 0  | 1  | 2 | 3   |
| Kapers, Scott c       | 5  | 0 | 0  | 0  | 0  | 7 | 1   |
| Diers, Riley rf       | 4  | 0 | 0  | 1  | 0  | 4 | 0   |
| Eggmann, Jayden c     | 3  | 0 | 1  | 2  | 2  | 0 | 0   |
| Feretic, Trey p       | 0  | 0 | 0  | 0  | 0  | 1 | 0   |
| Totals                | 37 | 6 | 11 | 6  | 8  | 5 | 27  |

**Score by Innings**

|                   |   |   |   |   |   |   |   |   |   |    |   |
|-------------------|---|---|---|---|---|---|---|---|---|----|---|
| 1                 | 2 | 3 | 4 | 5 | 6 | 7 | 8 | 9 | R | H  | E |
| Valparaiso        | 1 | 2 | 3 | 4 | 5 | 6 | 7 | 8 | 9 | 11 | 6 |
| Southern Illinois | 0 | 2 | 0 | 0 | 0 | 0 | 0 | 0 | 2 | 9  | 1 |

E - Hudson(2); DP - VALPO 1; SUU 1; LOB - VALPO 12; SUU 28; Billingier(13); Fugitt(4); Blackfan(7); Hudson(2); HR - Garbella(4); Curtis(3); SB - Fugitt(12).

**Valparaiso**

| Player        | ip  | r | er | bb | so | ab | bf  | np |
|---------------|-----|---|----|----|----|----|-----|----|
| Feretic, Trey | 9.0 | 9 | 2  | 2  | 7  | 34 | 130 |    |

Win - Feretic (3-2). Loss - Steege, Jamn (4-2). Save - None.  
 Inherited runners/scored: Montgomery 3/0; Farmer 2/1. Pitches/strikes: Feretic 130/83; Steege, Jamn 103/58; Montgomery 54/29; Farmer 15/7.

Umpires - HP: Ben Harlow 1B: Clint Wheeler 3B: Scott Wilkerson  
 Start: 2 p.m. Time: 2:39 Attendance: 279  
 Weather: 41, sunny, 11 mph N

Win - Feretic (3-2). Loss - Steege, Jamn (4-2). Save - None.  
 Inherited runners/scored: Montgomery 3/0; Farmer 2/1. Pitches/strikes: Feretic 130/83; Steege, Jamn 103/58; Montgomery 54/29; Farmer 15/7.

Umpires - HP: Ben Harlow 1B: Clint Wheeler 3B: Scott Wilkerson  
 Start: 2 p.m. Time: 2:39 Attendance: 279  
 Weather: 41, sunny, 11 mph N

## GAME 31

### Valparaiso 0 (9-18,2-4 MVC)

| Player                   | ab | r | h | bb | so | a  | lob |
|--------------------------|----|---|---|----|----|----|-----|
| Dawson, Chase 2b         | 3  | 0 | 0 | 0  | 1  | 0  | 3   |
| Shakins, Sam ss          | 4  | 0 | 0 | 2  | 0  | 3  | 2   |
| Billingier, Blake if     | 4  | 0 | 0 | 0  | 1  | 3  | 0   |
| Dawson, Patrick R/gh     | 4  | 0 | 0 | 0  | 1  | 0  | 1   |
| Garbella, Giovanni dh    | 3  | 0 | 0 | 1  | 2  | 0  | 1   |
| Jacob, Chad 3b           | 4  | 0 | 0 | 0  | 2  | 0  | 3   |
| Kapers, Scott c          | 3  | 0 | 0 | 0  | 0  | 0  | 0   |
| Lutigen, Blake ph        | 1  | 0 | 0 | 0  | 0  | 0  | 0   |
| Jones, Brent 1b          | 2  | 0 | 0 | 1  | 2  | 0  | 0   |
| Barca, Christian ph      | 1  | 0 | 0 | 0  | 0  | 0  | 0   |
| Diers, Riley rf          | 2  | 0 | 0 | 0  | 1  | 0  | 0   |
| Fitzsimmons, Steve ph/cf | 1  | 0 | 0 | 0  | 0  | 0  | 0   |
| Eggmann, Jayden c        | 1  | 0 | 0 | 0  | 0  | 0  | 0   |
| Gordon, Wes p            | 0  | 0 | 0 | 0  | 0  | 0  | 0   |
| Kisse, Hayden p          | 0  | 0 | 0 | 0  | 0  | 0  | 0   |
| Hammel, Jarrett p        | 0  | 0 | 0 | 0  | 0  | 0  | 0   |
| Dierenz, Alex p          | 0  | 0 | 0 | 0  | 0  | 0  | 0   |
| Rhodeshouse, Easton p    | 0  | 0 | 0 | 0  | 0  | 0  | 0   |
| Totals                   | 31 | 0 | 5 | 0  | 4  | 13 | 24  |

**Score by Innings**

|                   |   |   |   |   |   |   |   |   |   |    |   |
|-------------------|---|---|---|---|---|---|---|---|---|----|---|
| 1                 | 2 | 3 | 4 | 5 | 6 | 7 | 8 | 9 | R | H  | E |
| Valparaiso        | 0 | 0 | 0 | 0 | 0 | 0 | 0 | 0 | 0 | 5  | 1 |
| Southern Illinois | 0 | 0 | 0 | 0 | 0 | 0 | 0 | 0 | 0 | 11 | 0 |

E - Shakins(4); DP - VALPO 2; SUU 1; LOB - VALPO 9; SUU 8; Curtis(6); 3B - Dawson(4); HBP - Eggmann; Crawford; SH - KOPACH(1); SF - VASIC(5); SB - Fugitt(13); CS - Hudson(1).

**Valparaiso**

| Player              | ip  | r   | er  | bb  | so  | ab | bf | np |
|---------------------|-----|-----|-----|-----|-----|----|----|----|
| Gordon, Wes         | 4.0 | 5.0 | 3.0 | 0.0 | 2.0 | 11 | 24 | 27 |
| Kisse, Hayden       | 0.1 | 2.2 | 1.0 | 1.3 | 11  |    |    |    |
| Hammel, Jarrett     | 0.0 | 2.0 | 0.0 | 0.2 | 7   |    |    |    |
| Dierenz, Alex       | 2.2 | 1.0 | 0.0 | 0.0 | 0   |    |    |    |
| Rhodeshouse, Easton | 1.0 | 2.0 | 1.0 | 0.0 | 1   | 5  | 34 |    |

Win - Harrison (4-1). Loss - Gordon (8-4). Save - None.  
 WP - McDaniel(3); HBP - by Harrison (Eggmann); by Gordon (Crawford); PH - Kapers(6). Inherited runners/scored: Kisse 3/3; Hammel 2/2; Dierenz 2/0. Pitches/strikes: Gordon 41/24; Kisse 11/5; Hammel 17/10; Dierenz 34/19; Rhodeshouse 24/13; Harrison 106/70; McDaniel 35/21.

Umpires - HP: Clint Wheeler 1B: Scott Wilkerson 3B: Ben Harlow  
 Start: 1 p.m. Time: 2:31 Attendance: 239  
 Weather: 42, overcast, 5 mph SE  
 Gordon faced 5 batters in the 5th.  
 Hammel faced 2 batters in the 5th.

## GAME 32

### Eastern Illinois 3 (10-20)

| Player           | ab | r | h | bb | so | a | lob |
|------------------|----|---|---|----|----|---|-----|
| Dawson, Chase 2b | 4  | 0 | 0 | 1  | 0  | 1 | 4   |
| Gordon, Wes ss   | 5  | 0 | 0 | 0  | 2  | 2 | 1   |
| Hudson, Brad of  | 5  | 1 | 1 | 0  | 1  | 2 | 1   |
| Parke 3b         | 4  | 2 | 3 | 0  | 1  | 4 | 2   |
| Turnock dh       | 4  | 0 | 0 | 1  | 0  | 0 | 0   |
| Morris 1b        | 4  | 0 | 2 | 0  |    |   |     |

2018 RESULTS

GAME 37

Murray State 9 (17-19)

Table with columns: Player, ab, r, h, bi, bb, so, po, a, lo, and totals for Murray State.

Score by Innings

Score by Innings table for Murray State vs Southern Illinois.

E - Farmer (4); Robinson (1); Kopach(14); Ulick(3); DP - Racans 1; SJU 2 LOB - Racans 5; SJU 6: 2B - Wehby, G(4); Sims, D(20); Vascic(5); Blackfan(11); HR - Stevens, K(1); Blackfan(7); Anderson 2(4); HBP - WP - 1; SH - 2(2); SB - Wehby, G(11); Vascic 2(14); Fugitt(14); Kopach(21); Blackfan(5).

Murray State

Table with columns: Player, ab, r, h, bi, bb, so, po, a, lo, and totals for Murray State.

WP - McDaniel (2-1), Loss - Hicks, C (0-2). Save - None. Inherited runners/scored: Cameron, C 1/1; Whaley, A 3/2; Gutermuth 3/3; Boeckmann 2/2; Pitches/strikes: Horsley, T 36/22; Camer, C 13/8; Holden, K 10/6; Whaley, A 33/22; Brown, L 37/22; Hicks, C 26/14; Hart 40/21; Blackman 27/13; Boeckmann 18/7; Montgomery 40/25; McDaniel 33/24.

Umpires - HP: Joseph Barni 1B; Mike Weintraub 3B; Wayne Harris Start: 5 p.m. Time: 2:54 Attendance: 511 Weather: 70, sunny, 18 mph NW Gutermuth faced 2 batters in the 4th. Holden, C. faced 3 batters in the 4th.

GAME 40

Southern Illinois 5 (20-20)

Table with columns: Player, ab, r, h, bi, bb, so, po, a, lo, and totals for Southern Illinois.

Score by Innings

Score by Innings table for Southern Illinois vs Tennessee Tech.

Southern Illinois 0 0 0 1 1 0 0 0 0 5 11 2 Southern Illinois 0 2 0 4 2 0 5 X 15 10 5

E - Vascic(7); DP - Tech 1 LOB - SJU 8; Tech 4 2B - Kopach(12); CHAMBERS(11); GARZA(12); 3B - STROHSCHNEIDER(3); HARRIS, C(3); HR - Lyon(3); STROHSCHNEIDER(12); GARZA(12); ELFORO(3); HBP - HAM; HARRIS, C; SH - Hudson(4); SB - OSBORNE, N(3).

Umpires - HP - HURST(4-3); Loss - Harrison(4-3); Save - None. WP - Harrison (2-6); Montgomery(2); Neteemyer(2); NOEL 2(3); SYLVESTER 2(3); HBP - Harrison (HAM); by Montgomery (HARRIS, C); PB - Fairfield, M 2(7); ELFORO(1); Inherited runners/scored: Montgomery 2/1; Neteemyer 2/2; WILCOX 2/0; Pitches/strikes: Harrison 74/50; Montgomery 26/11; Neteemyer 38/24; Johnson, Nai 27/15; HURSEY 94/63; NOEL 27/13; SYLVESTER 36/19; WILCOX 55/30; OSBORNE, N 26/11.

Umpires - HP: Jackie Caldwell 1B; Joseph Blumenthauer 3B; Justin McCulley Start: 5:45 PM Time: 1:18 Attendance: 878 Montgomery faced 5 batters in the 6th.

GAME 43

Southern Illinois 5 (23-20,6-5 MVC)

Table with columns: Player, ab, r, h, bi, bb, so, po, a, lo, and totals for Southern Illinois.

Score by Innings

Score by Innings table for Southern Illinois vs Evansville.

E - Vascic(9); Kopach(16); Tanous(9); DP - UE 1 LOB - SJU 8; UE 5: 2B - Lyon(8); Crews(5); Troyer(4); HBP - Vascic(5); SF - Kopach(5); SB - Lyon(24); Kopach(24); Troyer(9); CS - Kopach(2); Harrison(2).

Umpires - HP: Michael Graham 1B; Brett Bruntion 3B; Tim Catton Start: 2:02 pm Time: 2:43 Attendance: 591 Weather: Sunny 61 degrees

GAME 38

Southern Illinois 0 (20-18)

Table with columns: Player, ab, r, h, bi, bb, so, po, a, lo, and totals for Southern Illinois.

Score by Innings

Score by Innings table for Southern Illinois vs Tennessee Tech.

E - Vascic(5); Kopach(15); Blackfan, DP - SJU 1 LOB - SJU 6; Tech 10 2B - OSBORNE, N(1); CS - Vascic(4).

Southern Illinois

Table with columns: Player, ab, r, h, bi, bb, so, po, a, lo, and totals for Southern Illinois.

Umpires - HP: Joseph Blumenthauer 1B; Justin McCulley 3B; Jackie Caldwell Start: 6:07 PM Time: 2:47 Attendance: 449

WP - Baird 2(5); Inherited runners/scored: None. Pitches/strikes: Baird 91/56; Farmer 54/35; MOTHIS 107/65; ROBERTS, E. 28/21.

GAME 39

Tennessee Tech 4 (32-5)

Table with columns: Player, ab, r, h, bi, bb, so, po, a, lo, and totals for Tennessee Tech.

Score by Innings

Score by Innings table for Tennessee Tech vs Southern Illinois.

E - Crawford(2); EWEY(1); DP - SJU 2 LOB - SJU 9; Tech 10 2B - Vascic(2); HR - Blackman 2(9); Fugitt(3); CHAMBERS(11); KALEIWAHA, HBP - Vascic; Epps; PUTZIG; KALEIWAHA, SB - Fugitt(15).

Southern Illinois

Table with columns: Player, ab, r, h, bi, bb, so, po, a, lo, and totals for Southern Illinois.

Umpires - HP: Justin McCulley 1B; Jackie Caldwell 3B; Joseph Blumenthauer Start: 2:00 PM Time: 3:04 Attendance: 187

Win - EWEY (5-0), Loss - Steepe, Jamie (4-3), Save - None. WP - O'DWYER(1), HBP - by EWEY (Epps); by Hart (KALEIWAHA); by PRODYV (Vascic); by Gutermuth (PUTZIG); Inherited runners/scored: Boeckmann 3/0; Gutermuth 3/2; Pitches/strikes: Steepe, Jamie 85/41; Hart, Jason 41/21; Boeckmann 26/12; Gutermuth 12/7; Yeager 49/13; EWEY 49/16; PRODYV 41/26; WILCOX 37/15; O'DWYER 14/7.

GAME 42

Southern Illinois 2 (22-20,5-5 MVC)

Table with columns: Player, ab, r, h, bi, bb, so, po, a, lo, and totals for Southern Illinois.

Score by Innings

Score by Innings table for Southern Illinois vs Evansville.

E - Crawford(3); Beltrami(2); DP - UE 1 LOB - SJU 13; UE 6: 2B - Horstmeier(10); Tanous(7); HBP - Ulick; Epps. SH - Kopach(2); Neteemyer(1); SB - Vascic(17); Lyon 3(23); CS - Crawford(4).

Umpires - HP: Tim Catton 1B; Michael Graham 3B; Brett Bruntion Start: 6:02 Time: 2:40 Attendance: 150 Weather: Sunny 69 degrees

Win - Lyons (4-3), Loss - Ruessch (0-2), Save - None. Lyons, Brent(4); Ulick(1); HBP - by Ruessch (Epps); by Ward (Ulick); Inherited runners/scored: Porterfield 3/1; Ward 1/0; Lyons 2(1); Pitches/strikes: Baird 104/78; Ruessch 70/44; Porterfield 27/9; Ward 51/27; Lukus 37/15.

GAME 41

Southeast Missouri 0 (20-21)

Table with columns: Player, ab, r, h, bi, bb, so, po, a, lo, and totals for Southeast Missouri.

Score by Innings

Score by Innings table for Southeast Missouri vs Southern Illinois.

E - Vascic(8); DP - Redhawks 2 LOB - Redhawks 5; SJU 9 2B - Vascic(6); HBP - FAULKNER, P.; DIRDEN, J. SB - URBANKIN, C(4); BASKER, C(5); Vascic 2(16); Lyon(23); Kopach 2(23); Weber(3); CS - DIRDEN, J(2).

Southern Illinois

Table with columns: Player, ab, r, h, bi, bb, so, po, a, lo, and totals for Southern Illinois.

Umpires - HP: Timothy Catton 1B; Brady Smith 3B; Daniel Jinnick Start: 5 p.m. Time: 2:27 Attendance: 384 Weather: 62, cloudy, 10 mph NW WINDLER, L. faced 3 batters in the 8th.

GAME 42

Southern Illinois 2 (22-20,5-5 MVC)

Table with columns: Player, ab, r, h, bi, bb, so, po, a, lo, and totals for Southern Illinois.

Score by Innings

Score by Innings table for Southern Illinois vs Evansville.

Umpires - HP: Tim Catton 1B; Michael Graham 3B; Brett Bruntion Start: 6:02 Time: 2:40 Attendance: 150 Weather: Sunny 69 degrees

Win - Lyons (4-3), Loss - Ruessch (0-2), Save - None. Lyons, Brent(4); Ulick(1); HBP - by Ruessch (Epps); by Ward (Ulick); Inherited runners/scored: Porterfield 3/1; Ward 1/0; Lyons 2(1); Pitches/strikes: Baird 104/78; Ruessch 70/44; Porterfield 27/9; Ward 51/27; Lukus 37/15.

GAME 44

Southern Illinois 9 (24-20,7-5 MVC)

Table with columns: Player, ab, r, h, bi, bb, so, po, a, lo, and totals for Southern Illinois.

Score by Innings

Score by Innings table for Southern Illinois vs Evansville.

E - Kopach(17); Craig(9); Reeder(1); DP - SJU 2; UE 1 LOB - SJU 10; UE 2B - Lyon(9); Blackfan(12); Horstmeier(11); 3B - Lyon(2); HR - Blackfan(10); HBP - Crawford(1); Day, SH - Vascic(1); Crews(2); Troyer(5); SF - Lyon(2); HRK 2(3); SB - Kopach(25); Blackfan(6); Hudson(4).

Umpires - HP: Michael Graham 1B; Brett Bruntion 3B; Tim Catton Start: 1:02 pm Time: 3:56 Attendance: 218 Weather: Sunny 60 degrees HBP faced 4 batters in the 5th. Ellis faced 2 batters in the 6th. Harrison faced 1 batter in the 6th. Croner faced 1 batter in the 7th.

GAME 45

Southern Illinois 1 (24-21)

Table with columns: Player, ab, r, h, bi, bb, so, po, a, lo, and totals for Southern Illinois.

Score by Innings

Score by Innings table for Southern Illinois vs Evansville.

E - Kopach(18); Fairfield, M(1); Vascic(5); LOB - SJU 3; ILL 13 2B - Taylor(9); Kornt(6); HR - Turcher(9); Taylor(8); HBP - Spillane, SH - Kort(5); SF - Massey(2); SB - Spillane(4); Turcher(10).

Umpires - HP: Jason Stidham 1B; Scott Bova 3B; David Lyber Start: 6:02 pm Time: 2:47 Attendance: 759 Weather: 82, clear, wind S 20 MPH Givens faced 2 batters in the 5th. Farmer faced 4 batters in the 5th. Gutermuth faced 4 batters in the 6th.



# 2018 RESULTS

## GAME 55

Bradley 0 (30-17,11-10 MVC)

Southern Illinois 3 (27-28,10-11 MVC)

| Player                  | ab | r | h | rsi | bb | so | pa | a | lob |
|-------------------------|----|---|---|-----|----|----|----|---|-----|
| Shaded, Andy cf         | 2  | 0 | 0 | 0   | 0  | 1  | 0  | 0 | 0   |
| Dougherty, Brendan 3b   | 2  | 0 | 0 | 0   | 0  | 2  | 0  | 0 | 0   |
| Manganer, Luke 1b       | 2  | 0 | 0 | 0   | 1  | 4  | 0  | 0 | 0   |
| Bainger, Derek dh       | 2  | 0 | 0 | 0   | 0  | 0  | 0  | 0 | 0   |
| Iwella, Andrew 2b       | 2  | 0 | 0 | 0   | 1  | 3  | 1  | 0 | 0   |
| Rawlinson, Eli lf       | 1  | 0 | 0 | 0   | 1  | 0  | 0  | 0 | 0   |
| Garon, Jean-Francois rf | 2  | 0 | 1 | 0   | 0  | 0  | 1  | 0 | 0   |
| Antos, Kyle c           | 2  | 0 | 0 | 0   | 1  | 5  | 0  | 0 | 0   |
| McMurray, Nick ss       | 2  | 0 | 0 | 0   | 1  | 1  | 1  | 0 | 0   |
| Lund, Sam p             | 0  | 0 | 0 | 0   | 0  | 0  | 0  | 0 | 0   |
| Plasmeyer, Mitch p      | 0  | 0 | 0 | 0   | 0  | 0  | 0  | 0 | 0   |
| Totals                  | 17 | 0 | 1 | 0   | 1  | 25 | 6  | 3 |     |

| Score by Innings  | 1 | 2 | 3 | 4 | 5 | R | H | E |
|-------------------|---|---|---|---|---|---|---|---|
| Bradley           | 0 | 0 | 0 | 0 | 0 | 0 | 1 | 0 |
| Southern Illinois | 0 | 1 | 0 | 2 | 3 | 4 | 1 | 0 |

E - Vasic(10); DP - BRAD 2; LOB - BRAD 3; SUI 4; 2B - Garon(6); 3B - Vasic(4); HR - Blackfan(11); SB - Vasic(8); Kopsch(21).

| Player           | ip  | h | r | er | bb | so | ab | bf | np |
|------------------|-----|---|---|----|----|----|----|----|----|
| Lund, Sam        | 4.2 | 4 | 3 | 3  | 5  | 16 | 21 | 90 |    |
| Plasmeyer, Mitch | 0.1 | 0 | 0 | 0  | 0  | 1  | 1  | 6  |    |

Win - Givens (5-2); Loss - Lund (6-4); Save - None.

WP - Givens(6); Inherited runners/scored: None. Pitches/strikes: Lund 90/48; Plasmeyer 6/3; Givens 68/44.

Umpires - HP: Tim Cardill 1B: Josh Schepis 3B: Wayne Harris  
Start: 2:10 pm Win Time: 2:12 Attendance: 343  
Weather: 63, sunny, 8 mph SW

## GAME 56

Southern Illinois 7 (27-29)

Indiana State 9 (30-22)

| Player              | ab | r | h | rsi | bb | so | pa | a | lob |
|---------------------|----|---|---|-----|----|----|----|---|-----|
| Vasic, Nikola 2b    | 5  | 2 | 2 | 0   | 0  | 2  | 0  | 0 | 2   |
| Kopsch, Connor ss   | 1  | 0 | 0 | 2   | 0  | 0  | 1  | 0 | 0   |
| Blackfan, Logan 1b  | 2  | 1 | 2 | 1   | 0  | 6  | 0  | 0 | 0   |
| Lyon, Alex 3b       | 3  | 0 | 0 | 0   | 2  | 0  | 2  | 1 | 0   |
| Anderson, Hunter dh | 2  | 0 | 0 | 0   | 1  | 0  | 0  | 3 | 0   |
| Kengott, Jared rf   | 2  | 0 | 0 | 0   | 1  | 1  | 0  | 0 | 0   |
| Fairfield, Mitch c  | 1  | 0 | 0 | 0   | 1  | 2  | 0  | 0 | 0   |
| Crawford, Kenton lf | 2  | 0 | 0 | 0   | 0  | 1  | 0  | 0 | 0   |
| Hudson, Brad cf     | 2  | 1 | 1 | 0   | 1  | 4  | 0  | 0 | 0   |
| Givens, Dylan p     | 0  | 0 | 0 | 0   | 0  | 0  | 0  | 0 | 0   |
| Totals              | 17 | 3 | 4 | 3   | 5  | 15 | 5  | 4 |     |

| Score by Innings  | 1 | 2 | 3 | 4 | 5 | 6 | 7 | 8 | 9  | R | H | E |
|-------------------|---|---|---|---|---|---|---|---|----|---|---|---|
| Southern Illinois | 2 | 0 | 1 | 0 | 0 | 0 | 3 | 1 | 7  | 9 | 0 | 0 |
| Indiana State     | 1 | 0 | 1 | 0 | 2 | 0 | 2 | 9 | 16 | 3 | 0 | 0 |

Note: 2 outs, 0 runners LOB when the game ended.

| Player        | ip  | h | r | er | bb | so | ab | bf | np |
|---------------|-----|---|---|----|----|----|----|----|----|
| Givens, Dylan | 5.0 | 1 | 0 | 0  | 1  | 2  | 17 | 18 | 68 |

E - C Huntley(3); D Giesler(5); J Means(10); DP - SUI 1; Indiana St 1; LOB - SUI 5; Indiana St 7; 2B - Vasic(8); Kopsch 2(16); C Huntley(12); D Giesler(8); R Harris(9); J Means(9); R Enriquez 2(6); HR - Kopsch(6); C Dungan(2); D Giesler(15); M Wright(2); SB - Vasic(3); Kopsch(21); C Dungan(13); CS - Anderson(2).

| Player           | ip  | h  | r | er | bb | so | ab | bf | np |
|------------------|-----|----|---|----|----|----|----|----|----|
| Baird, Michael   | 6.2 | 11 | 5 | 4  | 1  | 3  | 30 | 31 | 97 |
| McDaniel, Trey p | 1.0 | 3  | 2 | 2  | 0  | 6  | 24 |    |    |
| Netemeyer, Ryan  | 1.0 | 2  | 2 | 0  | 2  | 5  | 20 |    |    |

Win - T Grauer (3-1); Loss - Netemeyer (0-4); Save - None.

PB - Ulick(13); Inherited runners/scored: McDaniel 2(6); Netemeyer 1(0); T Grauer 1(0). Pitches/strikes: Baird 97/68;

McDaniel 24/15; Netemeyer 20/13; T Polley 90/51; E Larsson 59/33; T Grauer 5/3.

Umpires - HP: Ben Harlow 1B: Greg Harmon 2B: Clint Wheeler 3B: Bill McGuire

Start: 9:02 Time: 3:04 Attendance: 509

Weather: 77°, Sunny

## GAME 57

Evansville 4 (12-39)

Southern Illinois 5 (28-29)

| Player                     | ab | r | h  | rsi | bb | so | pa | a | lob |
|----------------------------|----|---|----|-----|----|----|----|---|-----|
| Nelson, Stewart 3b/2b      | 6  | 1 | 2  | 1   | 0  | 1  | 2  | 1 | 0   |
| Crews, Kenton cf           | 5  | 0 | 1  | 0   | 5  | 0  | 1  | 0 | 0   |
| Beismith, Troy lf          | 4  | 1 | 2  | 0   | 1  | 2  | 4  | 0 | 0   |
| Hornstemeier, Dalton rf/1b | 5  | 0 | 1  | 0   | 3  | 1  | 2  | 0 | 0   |
| Ward, Jimmy p              | 0  | 0 | 0  | 0   | 0  | 0  | 0  | 0 | 0   |
| Craig, Tanner 1B/3b        | 5  | 1 | 2  | 0   | 1  | 4  | 0  | 4 | 0   |
| Troyer, Sam 2b             | 3  | 0 | 1  | 0   | 0  | 2  | 1  | 1 | 0   |
| Vaccaro, Pete ph           | 1  | 0 | 0  | 0   | 0  | 0  | 0  | 0 | 0   |
| Jones, Matthew rf          | 1  | 0 | 0  | 0   | 0  | 0  | 0  | 0 | 0   |
| Day, Jimmy p               | 1  | 0 | 0  | 0   | 0  | 0  | 0  | 0 | 0   |
| Burke, Jacob p             | 0  | 0 | 0  | 0   | 0  | 0  | 0  | 0 | 0   |
| Croner, Nathan p           | 0  | 0 | 0  | 0   | 0  | 0  | 0  | 0 | 0   |
| Aders, Evan dh/1b          | 6  | 1 | 3  | 1   | 0  | 2  | 0  | 2 | 0   |
| Tanous, Andrew c           | 2  | 0 | 0  | 0   | 1  | 4  | 1  | 1 | 0   |
| Tokarek, Travis c          | 3  | 0 | 0  | 0   | 1  | 6  | 0  | 1 | 0   |
| Shepherd, Craig ss         | 5  | 1 | 0  | 0   | 0  | 1  | 1  | 0 | 0   |
| Lukas, Adam p              | 0  | 0 | 0  | 0   | 0  | 0  | 0  | 0 | 0   |
| Allinger, Austin p         | 0  | 0 | 0  | 0   | 0  | 0  | 0  | 0 | 0   |
| Brady, Ryan p              | 0  | 0 | 0  | 0   | 0  | 0  | 0  | 0 | 0   |
| Totals                     | 47 | 4 | 12 | 3   | 4  | 6  | 33 | 5 | 12  |

| Score by Innings  | 1 | 2 | 3 | 4 | 5 | 6 | 7 | 8 | 9 | 10 | 11 | 12 | R  | H | E |
|-------------------|---|---|---|---|---|---|---|---|---|----|----|----|----|---|---|
| Evansville        | 1 | 0 | 0 | 0 | 0 | 1 | 2 | 0 | 0 | 0  | 0  | 4  | 12 | 1 | 0 |
| Southern Illinois | 0 | 0 | 1 | 2 | 0 | 0 | 1 | 0 | 0 | 0  | 0  | 5  | 7  | 2 | 0 |

Note: None out, 2 runners LOB when the game ended.

| Player               | ip  | h | r | er | bb | so | ab | bf  | np |
|----------------------|-----|---|---|----|----|----|----|-----|----|
| Lukas, Adam          | 4.2 | 1 | 3 | 3  | 8  | 21 | 25 | 100 |    |
| Allinger, Austin     | 1.0 | 1 | 0 | 0  | 0  | 4  | 4  | 21  |    |
| Brady, Ryan          | 2.1 | 2 | 1 | 2  | 3  | 9  | 11 | 47  |    |
| Hornstemeier, Dalton | 2.1 | 2 | 0 | 3  | 2  | 8  | 12 | 91  |    |
| Ward, Jimmy          | 0.2 | 0 | 0 | 0  | 2  | 2  | 10 |     |    |
| Day, Jimmy           | 0.0 | 0 | 0 | 0  | 0  | 0  | 0  |     |    |
| Burke, Jacob         | 0.0 | 0 | 0 | 1  | 0  | 2  | 6  |     |    |
| Croner, Nathan       | 0.0 | 1 | 0 | 0  | 0  | 1  | 3  |     |    |

E - Tanous(22); Kopsch(21); Fugitt(3); DP - SUI 1; LOB - UE 12; SUI 19; 2B - Nelson(5); Aders(4); Lyon(11); HBP - Vasic; Kopsch/Ulick; Fugitt; SH - Beismith(3); Ulick(3); SF - Blackfan(3); SB - Vasic 2(21); Kopsch(33); Ulick(2); CS - Aders(2); Blackfan(3).

| Player            | ip  | h | r | er | bb | so | ab | bf | np  |
|-------------------|-----|---|---|----|----|----|----|----|-----|
| Harrison, Bradley | 5.2 | 4 | 1 | 1  | 3  | 4  | 19 | 23 | 103 |
| Montgomery, Allen | 1.1 | 2 | 1 | 1  | 0  | 0  | 6  | 6  | 17  |
| Netemeyer, Ryan   | 2.0 | 4 | 2 | 1  | 1  | 2  | 11 | 12 | 38  |
| McDaniel, Trey    | 3.0 | 2 | 0 | 0  | 0  | 0  | 11 | 11 | 24  |

Win - McDaniel (3-4); Loss - Burke (0-9); Save - None.

WP - Lukas(4); HBP - by Lukas (Vasic); by Lukas (Ulick); by Lukas (Fugitt); by Burke (Kopsch); PB - Tokarek(1); Ulick(4); Inherited runners/scored: Allinger 2(0); Brady 1(0); Ward 2(0); Day 2(0); Croner 2(1); Montgomery 1(0); Pitches/strikes: Lukas 100/49; Allinger 21/13; Brady 47/27; Hornstemeier 51/25; Ward 10/7; Burke 6/2; Croner 3/2; Harrison 103/63; Montgomery 17/10; Netemeyer 17/10; McDaniel 26/19.

Umpires - HP: Clint Wheeler 1B: Greg Harmon 2B: Ben Harlow 3B: Bill McGuire

Start: 9:02 Time: 4:22 Attendance: 481

Weather: Sunny, 80 F, SSE 9 mph

## GAME 58

Southern Illinois 12 (28-30)

Indiana State 14 (31-23)

| Player              | ab | r  | h  | rsi | bb | so | pa | a  | lob |
|---------------------|----|----|----|-----|----|----|----|----|-----|
| Vasic, Nikola 2b/1b | 7  | 1  | 3  | 0   | 1  | 3  | 5  | 5  | 0   |
| Kopsch, Connor ss   | 5  | 2  | 2  | 0   | 2  | 2  | 3  | 0  | 0   |
| Blackfan, Logan 1b  | 5  | 0  | 2  | 0   | 1  | 2  | 10 | 1  | 0   |
| Lyon, Alex 3b       | 6  | 2  | 1  | 0   | 0  | 3  | 2  | 0  | 0   |
| Curtis, Drew dh     | 3  | 0  | 0  | 0   | 2  | 0  | 0  | 1  | 0   |
| Weber, J.T. ph/dh   | 3  | 0  | 1  | 0   | 0  | 0  | 3  | 0  | 0   |
| Ulick, Austin c     | 5  | 1  | 2  | 0   | 1  | 0  | 0  | 0  | 0   |
| Kengott, Jared rf   | 6  | 2  | 2  | 1   | 0  | 2  | 4  | 2  | 0   |
| Crawford, Kenton lf | 4  | 2  | 1  | 0   | 2  | 3  | 0  | 0  | 0   |
| Hudson, Brad cf     | 2  | 1  | 0  | 0   | 1  | 0  | 0  | 0  | 0   |
| Anderson, Hunter dh | 1  | 0  | 0  | 0   | 0  | 0  | 0  | 0  | 0   |
| Fugitt, Addison cf  | 0  | 0  | 0  | 0   | 0  | 0  | 0  | 0  | 0   |
| Epps, Grey ph/2b    | 2  | 1  | 2  | 1   | 0  | 0  | 1  | 0  | 0   |
| Givens, Dylan p     | 0  | 0  | 0  | 0   | 0  | 0  | 0  | 0  | 0   |
| Montgomery, Allen p | 0  | 0  | 0  | 0   | 0  | 0  | 0  | 0  | 0   |
| Farmer, Noah p      | 0  | 0  | 0  | 0   | 0  | 0  | 0  | 0  | 0   |
| Yeager, Justin p    | 0  | 0  | 0  | 0   | 0  | 0  | 0  | 0  | 0   |
| Netemeyer, Ryan p   | 0  | 0  | 0  | 0   | 0  | 0  | 0  | 0  | 0   |
| Totals              | 49 | 12 | 15 | 8   | 5  | 10 | 28 | 13 | 13  |

| Score by Innings  | 1 | 2 | 3 | 4 | 5 | 6 | 7 | 8 | 9 | 10 | R  | H | E |
|-------------------|---|---|---|---|---|---|---|---|---|----|----|---|---|
| Southern Illinois | 0 | 2 | 3 | 0 | 0 | 0 | 0 | 4 | 0 | 12 | 15 | 2 | 0 |
| Indiana State     | 1 | 2 | 0 | 5 | 3 | 0 | 0 | 1 | 2 | 14 | 16 | 3 | 0 |

Note: 1 out, 0 runners LOB when the game ended.

E - Kopsch(22); Crawford(6); J Watkins(7); J Means(11); T Grauer(4); DP - SUI 1; LOB - SUI 13; Indiana St 10; 2B - Blackfan(16); Ulick(4); C Dungan 2(14); C Huntley(13); HR - Vasic(3); Lyon(5); Kengott(1); HBP - Kopsch(1); Means, SH - H Jaeco(1); SF - C Huntley(2); D Giesler(6); SB - C Dungan(14).

| Player            | ip  | h | r | er | bb | so | ab | bf | np |
|-------------------|-----|---|---|----|----|----|----|----|----|
| Givens, Dylan     | 3.1 | 8 | 8 | 0  | 0  | 18 | 20 | 62 |    |
| Montgomery, Allen | 1.2 | 5 | 3 | 2  | 0  | 0  | 9  | 11 | 35 |
| Farmer, Noah      | 1.1 | 0 | 0 | 4  | 0  | 4  | 8  | 30 |    |
| Yeager, Justin    | 1.2 | 0 | 0 | 0  | 0  | 4  | 4  | 14 |    |
| Netemeyer, Ryan   | 1.1 | 3 | 3 | 2  | 1  | 7  | 9  | 37 |    |

Win - E Larsson (3-4); Loss - Netemeyer (0-5); Save - None.

WP - Givens (8); Montgomery(12); Netemeyer(2); G Guerrero (4); HBP - by Givens (J Means); by T Whitbread (Kopsch); BK - J Ridgway(2); PB - M Wright(8); Inherited runners/scored: Montgomery 1/1; Yeager 2/0; J Ridgway 2/1; T Whitbread 2

## 2018 MVC RECAP



| 2018 MVC STANDINGS | MVC    |    |   |      | OVERALL |    |   |      | Home  | Away  | Neutral |
|--------------------|--------|----|---|------|---------|----|---|------|-------|-------|---------|
|                    | School | W  | L | T    | Pct.    | W  | L | T    |       |       |         |
| Missouri State     | 18     | 3  | 0 | .857 | 40      | 17 | 0 | .702 | 17-6  | 13-8  | 10-3    |
| Dallas Baptist     | 16     | 5  | 0 | .762 | 42      | 21 | 0 | .667 | 23-7  | 13-12 | 6-2     |
| Bradley            | 11     | 10 | 0 | .524 | 32      | 19 | 0 | .627 | 8-6   | 18-10 | 6-3     |
| Indiana State      | 11     | 10 | 0 | .524 | 31      | 24 | 0 | .564 | 9-9   | 19-12 | 3-3     |
| Southern Illinois  | 10     | 11 | 0 | .476 | 28      | 30 | 0 | .483 | 16-10 | 11-17 | 1-3     |
| Illinois State     | 9      | 12 | 0 | .429 | 22      | 30 | 0 | .423 | 7-10  | 15-18 | 0-2     |
| Valparaiso         | 6      | 15 | 0 | .286 | 19      | 34 | 0 | .358 | 4-11  | 13-19 | 2-4     |
| Evansville         | 3      | 18 | 0 | .143 | 12      | 39 | 0 | .235 | 9-13  | 2-22  | 1-4     |

**BATTING AVG.**

|                      |      |
|----------------------|------|
| 1. Dallas Baptist    | .297 |
| 2. Bradley           | .294 |
| 3. Indiana State     | .277 |
| 4. Valparaiso        | .274 |
| 5. Illinois State    | .272 |
| 6. Southern Illinois | .268 |
| 7. Evansville        | .258 |
| 8. Missouri State    | .257 |

**DOUBLES**

|                      |     |
|----------------------|-----|
| 1. Dallas Baptist    | 150 |
| 2. Illinois State    | 109 |
| 3. Valparaiso        | 107 |
| 4. Bradley           | 103 |
| 5. Indiana State     | 94  |
| 6. Missouri State    | 90  |
| 7. Southern Illinois | 85  |
| 8. Evansville        | 81  |

**WALKS**

|                      |     |
|----------------------|-----|
| 1. Dallas Baptist    | 338 |
| 2. Missouri State    | 281 |
| 3. Southern Illinois | 256 |
| 4. Valparaiso        | 248 |
| 5. Bradley           | 236 |
| 6. Indiana State     | 218 |
| 7. Illinois State    | 212 |
| 8. Evansville        | 172 |

**CAUGHT STEALING**

|                      |    |
|----------------------|----|
| 1. Southern Illinois | 32 |
| 2. Evansville        | 17 |
| 3. Bradley           | 16 |
| Valparaiso           | 16 |
| 5. Indiana State     | 15 |
| 6. Illinois State    | 12 |
| Missouri State       | 12 |
| 8. Dallas Baptist    | 10 |

**SLUGGING PCT**

|                      |      |
|----------------------|------|
| 1. Dallas Baptist    | .495 |
| 2. Bradley           | .445 |
| 3. Indiana State     | .417 |
| 4. Illinois State    | .416 |
| 5. Missouri State    | .415 |
| 6. Valparaiso        | .404 |
| 7. Southern Illinois | .388 |
| 8. Evansville        | .374 |

**TRIPLES**

|                      |    |
|----------------------|----|
| 1. Southern Illinois | 13 |
| Bradley              | 13 |
| 3. Missouri State    | 12 |
| Dallas Baptist       | 12 |
| 5. Indiana State     | 11 |
| 6. Illinois State    | 10 |
| 7. Evansville        | 9  |
| 8. Valparaiso        | 7  |

**HIT BY PITCH**

|                      |     |
|----------------------|-----|
| 1. Indiana State     | 105 |
| 2. Missouri State    | 69  |
| 3. Valparaiso        | 65  |
| 4. Dallas Baptist    | 63  |
| 5. Bradley           | 60  |
| 6. Southern Illinois | 45  |
| 7. Evansville        | 44  |
| 8. Illinois State    | 31  |

**STEAL ATTEMPTS**

|                      |     |
|----------------------|-----|
| 1. Southern Illinois | 163 |
| 2. Dallas Baptist    | 90  |
| 3. Missouri State    | 73  |
| Bradley              | 73  |
| 5. Evansville        | 71  |
| 6. Indiana State     | 63  |
| 7. Valparaiso        | 45  |
| 8. Illinois State    | 39  |

**ON BASE PCT**

|                      |      |
|----------------------|------|
| 1. Dallas Baptist    | .400 |
| 2. Bradley           | .393 |
| 3. Indiana State     | .376 |
| 4. Valparaiso        | .374 |
| 5. Missouri State    | .372 |
| 6. Southern Illinois | .361 |
| 7. Illinois State    | .352 |
| 8. Evansville        | .339 |

**HOME RUNS**

|                   |    |
|-------------------|----|
| 1. Dallas Baptist | 86 |
| 2. Missouri State | 59 |
| 3. Indiana State  | 51 |
| 4. Illinois State | 46 |
| 5. Bradley        | 44 |
| 6. Valparaiso     | 41 |
| Southern Illinois | 41 |
| 8. Evansville     | 33 |

**STRIKEOUTS**

|                      |     |
|----------------------|-----|
| 1. Missouri State    | 484 |
| 2. Southern Illinois | 466 |
| 3. Dallas Baptist    | 448 |
| 4. Illinois State    | 402 |
| 5. Bradley           | 400 |
| 6. Evansville        | 394 |
| 7. Valparaiso        | 388 |
| 8. Indiana State     | 349 |

**GROUNDED INTO DP**

|                      |    |
|----------------------|----|
| 1. Valparaiso        | 40 |
| 2. Dallas Baptist    | 36 |
| 3. Southern Illinois | 35 |
| 4. Evansville        | 34 |
| 5. Missouri State    | 32 |
| Indiana State        | 32 |
| 7. Illinois State    | 23 |
| 8. Bradley           | 14 |

**RUNS SCORED**

|                      |     |
|----------------------|-----|
| 1. Dallas Baptist    | 467 |
| 2. Indiana State     | 365 |
| 3. Missouri State    | 362 |
| 4. Bradley           | 350 |
| 5. Illinois State    | 346 |
| 6. Valparaiso        | 334 |
| 7. Southern Illinois | 329 |
| 8. Evansville        | 234 |

**TOTAL BASES**

|                      |      |
|----------------------|------|
| 1. Dallas Baptist    | 1080 |
| 2. Indiana State     | 799  |
| 3. Illinois State    | 774  |
| 4. Bradley           | 770  |
| 5. Missouri State    | 766  |
| 6. Southern Illinois | 757  |
| 7. Valparaiso        | 756  |
| 8. Evansville        | 639  |

**SAC BUNTS**

|                      |    |
|----------------------|----|
| 1. Bradley           | 45 |
| 2. Missouri State    | 35 |
| 3. Evansville        | 34 |
| 4. Indiana State     | 30 |
| 5. Southern Illinois | 19 |
| 6. Valparaiso        | 17 |
| 7. Illinois State    | 15 |
| 8. Dallas Baptist    | 13 |

**HITS**

|                      |     |
|----------------------|-----|
| 1. Dallas Baptist    | 648 |
| 2. Indiana State     | 530 |
| 3. Southern Illinois | 523 |
| 4. Valparaiso        | 512 |
| 5. Bradley           | 509 |
| 6. Illinois State    | 507 |
| 7. Missouri State    | 475 |
| 8. Evansville        | 441 |

**TOTAL PLATE APPEARANCES**

|                      |      |
|----------------------|------|
| 1. Dallas Baptist    | 2633 |
| 2. Southern Illinois | 2300 |
| 3. Indiana State     | 2297 |
| 4. Missouri State    | 2255 |
| 5. Valparaiso        | 2223 |
| 6. Illinois State    | 2144 |
| 7. Bradley           | 2094 |
| 8. Evansville        | 1972 |

**SAC FLIES**

|                      |    |
|----------------------|----|
| 1. Dallas Baptist    | 35 |
| 2. Southern Illinois | 31 |
| 3. Indiana State     | 29 |
| 4. Illinois State    | 24 |
| Missouri State       | 24 |
| 6. Valparaiso        | 22 |
| Bradley              | 22 |
| 8. Evansville        | 12 |

**RUNS BATTED IN**

|                      |     |
|----------------------|-----|
| 1. Dallas Baptist    | 434 |
| 2. Missouri State    | 332 |
| 3. Indiana State     | 328 |
| 4. Illinois State    | 327 |
| 5. Valparaiso        | 316 |
| 6. Bradley           | 309 |
| 7. Southern Illinois | 292 |
| 8. Evansville        | 214 |

**AT BATS**

|                      |      |
|----------------------|------|
| 1. Dallas Baptist    | 2184 |
| 2. Southern Illinois | 1949 |
| 3. Indiana State     | 1915 |
| 4. Valparaiso        | 1871 |
| 5. Illinois State    | 1862 |
| 6. Missouri State    | 1845 |
| 7. Bradley           | 1729 |
| 8. Evansville        | 1710 |

**STOLEN BASES**

|                      |     |
|----------------------|-----|
| 1. Southern Illinois | 131 |
| 2. Dallas Baptist    | 80  |
| 3. Missouri State    | 61  |
| 4. Bradley           | 57  |
| 5. Evansville        | 54  |
| 6. Indiana State     | 48  |
| 7. Valparaiso        | 29  |
| 8. Illinois State    | 27  |

## 2018 MVC RECAP

**EARNED RUN AVG**

|                      |      |
|----------------------|------|
| 1. Missouri State    | 4.26 |
| 2. Indiana State     | 4.38 |
| 3. Dallas Baptist    | 4.53 |
| 4. Bradley           | 4.88 |
| 5. Southern Illinois | 4.94 |
| 6. Evansville        | 6.02 |
| 7. Illinois State    | 6.37 |
| 8. Valparaiso        | 6.54 |

**SAVES**

|                      |    |
|----------------------|----|
| 1. Dallas Baptist    | 15 |
| 2. Missouri State    | 14 |
| 3. Indiana State     | 13 |
| 4. Southern Illinois | 11 |
| 5. Bradley           | 9  |
| 6. Illinois State    | 7  |
| 7. Valparaiso        | 5  |
| 8. Evansville        | 2  |

**WALKS ALLOWED**

|                      |     |
|----------------------|-----|
| 1. Bradley           | 209 |
| 2. Indiana State     | 220 |
| 3. Dallas Baptist    | 223 |
| 4. Southern Illinois | 224 |
| 5. Valparaiso        | 227 |
| Illinois State       | 227 |
| 7. Missouri State    | 259 |
| 8. Evansville        | 272 |

**INTENTIONAL BB ALLOWED**

|                      |   |
|----------------------|---|
| 1. Indiana State     | 5 |
| 2. Illinois State    | 4 |
| 3. Valparaiso        | 3 |
| Missouri State       | 3 |
| 5. Southern Illinois | 2 |
| Evansville           | 2 |
| 7. Bradley           | 1 |

**STOLEN BASES AGAINST**

|                   |    |
|-------------------|----|
| 1. Evansville     | 74 |
| 2. Illinois State | 55 |
| Southern Illinois | 55 |
| 4. Missouri State | 52 |
| 5. Bradley        | 45 |
| 6. Valparaiso     | 43 |
| 7. Dallas Baptist | 37 |
| 8. Indiana State  | 30 |

**OPPOSING BAT AVG**

|                      |      |
|----------------------|------|
| 1. Missouri State    | .234 |
| 2. Indiana State     | .255 |
| 3. Dallas Baptist    | .258 |
| 4. Bradley           | .264 |
| 5. Southern Illinois | .265 |
| 6. Evansville        | .272 |
| 7. Illinois State    | .290 |
| 8. Valparaiso        | .311 |

**RUNNERS PICKED OFF**

|                      |    |
|----------------------|----|
| 1. Indiana State     | 16 |
| 2. Dallas Baptist    | 13 |
| 3. Valparaiso        | 11 |
| 4. Missouri State    | 10 |
| 5. Evansville        | 7  |
| 6. Bradley           | 6  |
| Illinois State       | 6  |
| 8. Southern Illinois | 4  |

**DOUBLES ALLOWED**

|                   |     |
|-------------------|-----|
| 1. Missouri State | 82  |
| 2. Dallas Baptist | 86  |
| 3. Indiana State  | 93  |
| 4. Bradley        | 101 |
| 5. Illinois State | 102 |
| Southern Illinois | 102 |
| 7. Evansville     | 105 |
| 8. Valparaiso     | 122 |

**FIELDING PCT**

|                      |      |
|----------------------|------|
| 1. Dallas Baptist    | .977 |
| 2. Illinois State    | .976 |
| 3. Missouri State    | .975 |
| 4. Valparaiso        | .973 |
| 5. Indiana State     | .971 |
| 6. Bradley           | .968 |
| 7. Southern Illinois | .965 |
| 8. Evansville        | .961 |

**CAUGHT STEALING BY**

|                      |    |
|----------------------|----|
| 1. Indiana State     | 22 |
| Valparaiso           | 22 |
| 3. Bradley           | 20 |
| 4. Evansville        | 19 |
| 5. Illinois State    | 14 |
| 6. Southern Illinois | 13 |
| 7. Dallas Baptist    | 12 |
| 8. Missouri State    | 11 |

**INNINGS PITCHED**

|                      |       |
|----------------------|-------|
| 1. Dallas Baptist    | 552.0 |
| 2. Southern Illinois | 508.2 |
| 3. Missouri State    | 502.1 |
| 4. Indiana State     | 487.0 |
| 5. Valparaiso        | 460.2 |
| 6. Illinois State    | 451.0 |
| 7. Bradley           | 439.1 |
| 8. Evansville        | 436.2 |

**SAC BUNTS ALLOWED**

|                      |    |
|----------------------|----|
| 1. Valparaiso        | 39 |
| 2. Evansville        | 38 |
| 3. Southern Illinois | 35 |
| 4. Missouri State    | 32 |
| 5. Indiana State     | 31 |
| 6. Illinois State    | 28 |
| 7. Dallas Baptist    | 20 |
| Bradley              | 20 |

**TRIPLES ALLOWED**

|                   |    |
|-------------------|----|
| 1. Missouri State | 6  |
| Indiana State     | 6  |
| 3. Bradley        | 8  |
| 4. Dallas Baptist | 9  |
| Southern Illinois | 9  |
| 6. Illinois State | 12 |
| 7. Evansville     | 14 |
| 8. Valparaiso     | 15 |

**CHANCES**

|                      |      |
|----------------------|------|
| 1. Dallas Baptist    | 2255 |
| 2. Southern Illinois | 2182 |
| 3. Indiana State     | 2126 |
| 4. Missouri State    | 2078 |
| 5. Valparaiso        | 1949 |
| 6. Illinois State    | 1874 |
| 7. Evansville        | 1834 |
| 8. Bradley           | 1821 |

**STEAL ATTEMPTS AGAINST**

|                      |    |
|----------------------|----|
| 1. Evansville        | 93 |
| 2. Illinois State    | 69 |
| 3. Southern Illinois | 68 |
| 4. Valparaiso        | 65 |
| Bradley              | 65 |
| 6. Missouri State    | 63 |
| 7. Indiana State     | 52 |
| 8. Dallas Baptist    | 49 |

**BATTERS STRUCK OUT**

|                      |     |
|----------------------|-----|
| 1. Dallas Baptist    | 556 |
| 2. Missouri State    | 464 |
| 3. Illinois State    | 400 |
| 4. Southern Illinois | 394 |
| 5. Evansville        | 391 |
| 6. Bradley           | 379 |
| 7. Indiana State     | 359 |
| 8. Valparaiso        | 282 |

**SAC FLIES ALLOWED**

|                      |    |
|----------------------|----|
| 1. Evansville        | 37 |
| 2. Valparaiso        | 26 |
| 3. Indiana State     | 21 |
| 4. Dallas Baptist    | 20 |
| 5. Bradley           | 17 |
| 6. Illinois State    | 14 |
| 7. Southern Illinois | 13 |
| 8. Missouri State    | 9  |

**HOME RUNS ALLOWED**

|                      |    |
|----------------------|----|
| 1. Evansville        | 34 |
| 2. Valparaiso        | 40 |
| Bradley              | 40 |
| 4. Missouri State    | 42 |
| 5. Indiana State     | 43 |
| 6. Dallas Baptist    | 59 |
| 7. Southern Illinois | 60 |
| 8. Illinois State    | 67 |

**PUTOUTS**

|                      |      |
|----------------------|------|
| 1. Dallas Baptist    | 1656 |
| 2. Southern Illinois | 1526 |
| 3. Missouri State    | 1507 |
| 4. Indiana State     | 1461 |
| 5. Valparaiso        | 1382 |
| 6. Illinois State    | 1353 |
| 7. Bradley           | 1318 |
| 8. Evansville        | 1310 |

**PASSED BALLS**

|                      |    |
|----------------------|----|
| 1. Southern Illinois | 21 |
| 2. Bradley           | 16 |
| 3. Illinois State    | 13 |
| 4. Indiana State     | 10 |
| Evansville           | 10 |
| 6. Valparaiso        | 9  |
| Dallas Baptist       | 9  |
| 8. Missouri State    | 8  |

**BATTERS SO OUT LOOKING**

|                      |     |
|----------------------|-----|
| 1. Missouri State    | 138 |
| 2. Dallas Baptist    | 124 |
| 3. Evansville        | 113 |
| 4. Bradley           | 112 |
| 5. Indiana State     | 101 |
| 6. Southern Illinois | 97  |
| 7. Illinois State    | 88  |
| 8. Valparaiso        | 73  |

**HITS ALLOWED**

|                      |     |
|----------------------|-----|
| 1. Missouri State    | 436 |
| 2. Bradley           | 448 |
| 3. Evansville        | 454 |
| 4. Indiana State     | 463 |
| 5. Illinois State    | 524 |
| 6. Southern Illinois | 531 |
| 7. Dallas Baptist    | 544 |
| 8. Valparaiso        | 573 |

**WILD PITCHES**

|                      |    |
|----------------------|----|
| 1. Illinois State    | 61 |
| 2. Southern Illinois | 59 |
| 3. Indiana State     | 58 |
| 4. Missouri State    | 55 |
| 5. Evansville        | 49 |
| 6. Dallas Baptist    | 48 |
| 7. Bradley           | 41 |
| 8. Valparaiso        | 40 |

**ASSISTS**

|                      |     |
|----------------------|-----|
| 1. Indiana State     | 604 |
| 2. Southern Illinois | 579 |
| 3. Dallas Baptist    | 548 |
| 4. Missouri State    | 520 |
| 5. Valparaiso        | 514 |
| 6. Illinois State    | 476 |
| 7. Evansville        | 453 |
| 8. Bradley           | 445 |

**CATCHERS INTERFERENCE**

|                   |   |
|-------------------|---|
| 1. Illinois State | 2 |
| Evansville        | 2 |
| 3. Indiana State  | 1 |

**EARNED RUN AVG**

|                   |      |
|-------------------|------|
| 1. Missouri State | 4.26 |
| 2. Indiana State  | 4.38 |
| 3. Dallas Baptist | 4.53 |
| 4. Bradley        |      |

**WINS**

|                      |    |
|----------------------|----|
| 1. Dallas Baptist    | 42 |
| 2. Missouri State    | 40 |
| 3. Bradley           | 32 |
| 4. Indiana State     | 31 |
| 5. Southern Illinois | 28 |
| 6. Illinois State    | 22 |
| 7. Valparaiso        | 19 |
| 8. Evansville        | 12 |

**RUNS ALLOWED**

|                      |     |
|----------------------|-----|
| 1. Missouri State    | 268 |
| 2. Indiana State     | 272 |
| 3. Bradley           | 276 |
| 4. Dallas Baptist    | 316 |
| 5. Southern Illinois | 340 |
| 6. Evansville        | 344 |
| 7. Illinois State    | 360 |
| 8. Valparaiso        | 386 |

**BALKS**

|                      |    |
|----------------------|----|
| 1. Illinois State    | 10 |
| 2. Indiana State     | 8  |
| 3. Missouri State    | 5  |
| Dallas Baptist       | 5  |
| Valparaiso           | 5  |
| 5. Valparaiso        | 5  |
| 6. Bradley           | 4  |
| 7. Evansville        | 3  |
| 8. Southern Illinois | 2  |

**ERRORS**

|                      |    |
|----------------------|----|
| 1. Southern Illinois | 77 |
| 2. Evansville        | 71 |
| 3. Indiana State     | 61 |
| 4. Bradley           | 58 |
| 5. Valparaiso        | 53 |
| 6. Dallas Baptist    | 51 |
| Missouri State       | 51 |
| 8. Illinois State    | 45 |

**LOSSES**

|                   |    |
|-------------------|----|
| 1. Evansville     | 39 |
| 2. Valparaiso     | 34 |
| 3. Illinois State | 30 |
| Southern Illinois | 30 |
| 5. Indiana State  | 24 |
| 6. Dallas Baptist | 21 |
| 7. Bradley        | 19 |
| 8. Missouri State | 17 |

**EARNED RUNS ALLOWED**

|                      |     |
|----------------------|-----|
| 1. Indiana State     | 237 |
| 2. Bradley           | 238 |
| Missouri State       | 238 |
| 4. Dallas Baptist    | 278 |
| 5. Southern Illinois | 279 |
| 6. Evansville        | 292 |
| 7. Illinois State    | 319 |
| 8. Valparaiso        | 335 |

**HIT BATTERS**

|                      |    |
|----------------------|----|
| 1. Evansville        | 84 |
| 2. Valparaiso        | 73 |
| 3. Missouri State    | 72 |
| 4. Illinois State    | 55 |
| 5. Dallas Baptist    | 50 |
| 6. Indiana State     | 39 |
| 7. Bradley           | 36 |
| 8. Southern Illinois | 33 |

**FIELDING DOUBLE PLAYS**

|                      |    |
|----------------------|----|
| 1. Southern Illinois | 48 |
| Missouri State       | 48 |
| Indiana State        | 48 |
| 4. Dallas Baptist    | 45 |
| 5. Valparaiso        | 40 |
| 6. Illinois State    | 35 |
| 7. Bradley           | 34 |
| 8. Evansville        | 26 |



**PROGRAM RECORDS**



# HEAD COACHING HISTORY



## WILLIAM MCANDREW (1921-24)

William McAndrew, the revered father of SIU's athletic program, was its first baseball coach. He coached baseball as a club sport for four years from 1921-24. Records from those first two seasons cannot be traced, but his last two teams combined for a 20-6 record.

| Year          | Record      | Pct.        |
|---------------|-------------|-------------|
| 1921          | N/A         | --          |
| 1922          | N/A         | --          |
| 1923          | 12-4        | .750        |
| 1924          | 8-2         | .800        |
| <b>Totals</b> | <b>20-6</b> | <b>.769</b> |




## GLENN "ABE" MARTIN (1947-65)

Glenn "Abe" Martin revived the program in 1947 after a 23-year lapse in which there was no baseball program. Martin coached for 19 years and laid the foundation of a program that was destined to become one of the finest in the land. Martin coached SIU to its first 20-win season (26-8) in 1959, and

to two NAIA Tournaments.

| Year          | Record           | Pct.        | Postseason      |
|---------------|------------------|-------------|-----------------|
| 1947          | 3-5              | .375        |                 |
| 1948          | 4-9              | .308        |                 |
| 1949          | 4-10             | .286        |                 |
| 1950          | 13-7             | .650        |                 |
| 1951          | 15-10            | .600        |                 |
| 1952          | 17-5             | .773        |                 |
| 1953          | 17-8             | .680        |                 |
| 1954          | 10-11            | .476        |                 |
| 1955          | 13-5             | .722        |                 |
| 1956          | 12-7             | .632        |                 |
| 1957          | 10-5             | .666        |                 |
| 1958          | 14-4             | .777        |                 |
| 1959          | 26-8             | .765        | NAIA Tournament |
| 1960          | 18-14            | .563        | NAIA Tournament |
| 1961          | 26-8-2           | .750        |                 |
| 1962          | 18-14            | .563        |                 |
| 1963          | 15-11            | .577        |                 |
| 1964          | 23-7*            | .766        | NCAA Regional   |
| 1965          | 19-7*            | .731        | NCAA Regional   |
| <b>Totals</b> | <b>277-155-2</b> | <b>.640</b> |                 |



## JOE LUTZ (1966-69)

SIU's baseball program reached new heights under the direction of Joe Lutz. In just four years at the helm, Lutz led the Salukis to four NCAA Tournaments, two College World Series and a runner-up finish at the 1968 CWS. Following the

1969 season, Lutz joined the Cleveland Indians organization and became the first base coach in 1971. In 1974, Lutz became the first Caucasian manager in Japan's major leagues when he skipped the Hiroshima Carp.

| Year          | Record          | Pct.        |
|---------------|-----------------|-------------|
| 1966          | 27-17*          | .614        |
| 1967          | 30-8-1*         | .769        |
| 1968          | 37-14**         | .725        |
| 1969          | 36-9-1**        | .783        |
| <b>Totals</b> | <b>130-48-2</b> | <b>.727</b> |



## RICHARD "ITCHY" JONES (1970-90)

Richard "Itchy" Jones took over as SIU's head coach in 1970. While at the helm of the Saluki baseball program, Jones led the Salukis to three College World Series appearances and compiled a 738-345-5 record. Jones left SIU to take over as head coach at the University of Illinois, where he coached

15 years. He retired following the 2005 season.

| Year          | Record           | Pct.        | MVC          | Pct.        | Finish   |
|---------------|------------------|-------------|--------------|-------------|----------|
| 1970          | 29-8*            | .784        | -            | -           | -        |
| 1971          | 43-9**           | .827        | -            | -           | -        |
| 1972          | 32-8-1           | .793        | -            | -           | -        |
| 1973          | 37-6*            | .860        | -            | -           | -        |
| 1974          | 50-12**          | .806        | -            | -           | -        |
| 1975          | 36-13-1          | .730        | -            | -           | 1st      |
| 1976          | 39-14-1*         | .731        | -            | -           | 1st      |
| 1977          | 41-12**          | .774        | -            | -           | 1st      |
| 1978          | 37-14*           | .725        | -            | -           | 1st      |
| 1979          | 37-10            | .787        | -            | -           | 3rd      |
| 1980          | 34-16            | .680        | -            | -           | 2nd      |
| 1981          | 30-17*           | .638        | 7-3          | .700        | 1st (E)  |
| 1982          | 32-20            | .615        | 8-8          | .500        | 2nd (E)  |
| 1983          | 23-18            | .561        | 4-2          | .666        | 2nd (E)  |
| 1984          | 20-22            | .476        | 9-4          | .692        | 1st      |
| 1985          | 28-29            | .491        | 5-15         | .250        | 6th      |
| 1986          | 39-22-2*         | .635        | 13-7         | .650        | 1st      |
| 1987          | 36-21            | .632        | 10-10        | .500        | 4th      |
| 1988          | 40-22            | .645        | 11-9         | .550        | 3rd      |
| 1989          | 26-38            | .406        | 6-14         | .300        | 6th      |
| 1990          | 49-14*           | .777        | 14-6         | .700        | 1st      |
| <b>Totals</b> | <b>738-345-5</b> | <b>.681</b> | <b>87-78</b> | <b>.527</b> | <b>-</b> |



## SAM RIGGLEMAN (1991-94)

Sam Riggleman guided SIU to a 82-114-1 record over four years. During his term, he led the Salukis to one Missouri Valley Conference Tournament appearance in his first year as head coach. Assistant coach Ken Henderson took over head coaching duties for the final 20 games of the 1994 season

during which time the team won 12 and lost eight.

| Year          | Record          | Pct.        | MVC          | Pct.        | Finish |
|---------------|-----------------|-------------|--------------|-------------|--------|
| 1991          | 27-36-1         | .430        | 6-18         | .250        | 6th    |
| 1992          | 18-31           | .367        | 6-13         | .316        | 7th    |
| 1993          | 22-29           | .431        | 5-15         | .250        | 7th    |
| 1994          | 27-26           | .509        | 9-10         | .474        | 5th    |
| <b>Totals</b> | <b>82-114-1</b> | <b>.419</b> | <b>19-50</b> | <b>.275</b> |        |

(E) = MVC East Division

\* = NCAA Tournament Appearance

^ = College World Series Appearance



## DAN CALLAHAN (1995-2010)

Dan Callahan was Southern's coach for 16 seasons before his passing due to a rare form of skin cancer took him away from the Salukis. He is the second-winningest coach in school history. On April 3, 2010, Callahan became the fifth coach in MVC history to win 200 league games. He guided the Salukis to

back-to-back MVC runner-up finishes in 2003 and 2004 and led SIU to six 30-win seasons.

| Year          | Record           | Pct.        | MVC              | Pct.        | Finish   |
|---------------|------------------|-------------|------------------|-------------|----------|
| 1995          | 21-30            | .412        | 8-21             | .276        | 8th      |
| 1996          | 29-26            | .527        | 18-12            | .600        | 3rd      |
| 1997          | 23-32            | .418        | 13-15            | .464        | 5th      |
| 1998          | 19-35            | .352        | 11-21            | .344        | 8th      |
| 1999          | 25-29            | .463        | 9-22             | .290        | 8th      |
| 2000          | 26-30            | .464        | 15-17            | .469        | t5th     |
| 2001          | 19-36            | .345        | 10-21            | .323        | 8th      |
| 2002          | 32-24            | .571        | 17-15            | .531        | 4th      |
| 2003          | 30-25            | .545        | 17-13            | .567        | 3rd      |
| 2004          | 27-32-1          | .458        | 15-16-1          | .484        | 4th      |
| 2005          | 38-21            | .644        | 15-9             | .625        | 3rd      |
| 2006          | 33-25            | .569        | 12-12            | .500        | 5th      |
| 2007          | 34-22            | .607        | 13-11            | .542        | t3rd     |
| 2008          | 34-23            | .596        | 12-12            | .500        | 5th      |
| 2009          | 24-28            | .462        | 11-9             | .550        | 5th      |
| 2010          | 28-29            | .491        | 10-10            | .500        | t3rd     |
| <b>Totals</b> | <b>442-447-1</b> | <b>.497</b> | <b>207-237-1</b> | <b>.465</b> | <b>-</b> |

Note: Finish is based on MVC regular-season only.



## KEN HENDERSON (2011-PRESENT)

Ken Henderson was named the seventh head coach in SIU baseball history on July 8, 2011 after serving as the interim head coach for the Salukis in 2011. He also went 12-8 as interim head coach in 1994. Henderson has been a member of the Saluki coaching staff since the 1991 season and served the role of associate

head coach from 1993-2010. In 2016, he engineered the biggest turnaround in Division I baseball and the fifth-largest turnaround since the NCAA started tracking the stat in 1998.

| Year          | Record           | Pct.        | MVC           | Pct.        | Finish   |
|---------------|------------------|-------------|---------------|-------------|----------|
| 1994*         | 12-8             | .600        | 8-8           | .500        | 5th      |
| 2011*         | 23-34            | .404        | 11-10         | .524        | 5th      |
| 2012          | 31-28            | .525        | 9-12          | .429        | 6th      |
| 2013          | 25-33            | .431        | 6-15          | .286        | 7th      |
| 2014          | 26-31            | .456        | 4-17          | .190        | 8th      |
| 2015          | 12-46            | .207        | 6-15          | .286        | 8th      |
| 2016          | 31-25-1          | .553        | 11-10         | .524        | 4th      |
| 2017          | 27-30            | .474        | 10-10         | .500        | 4th      |
| 2018          | 28-30            | .483        | 10-11         | .476        | 5th      |
| <b>Totals</b> | <b>215-265-1</b> | <b>.448</b> | <b>75-108</b> | <b>.410</b> | <b>-</b> |

\*Record as interim head coach

## HONORS AND AWARDS

**TEAM MVP AWARD**

1947 Bill O'Brien  
 1948 Bill Bleyer  
 1949 Fred Brenzel  
 1950 Bill Bauer  
 1951 Milt Weisbecker  
 1952 Wayne Grandcolas  
 1953 Jim Schmulbach  
 1954 Wayne Williams  
 1955 Gene Tabachi  
 1956 Gene Tabachi  
 1957 Richard "Itch" Jones  
 1958 Richard Dillinger  
 1959 J.W. Sanders  
 1960 Carroll Bridges  
 1961 Wally Westbrook  
 1962 Larry Tucker  
 1963 Jerry Qualls  
 1964 No Records Kept  
 1965 Kent Collins  
 1966 Don Kirkland  
 1967 Rich Hacker  
 1968 Don Kirkland  
 1969 Bill Clark  
 1970 Bob Blakley  
 1971 Jim Dwyer  
 1972 Jim Fischer  
 1973 Joe Wallis  
 1974 Stan Mann  
 1975 Ron Hodges  
 1976 Frank Hunsaker  
 1977 Dewey Robinson  
 1978 Dave Stieb  
 1979 Jerry DeSimone  
 1980 Jim Adduci  
 1981 Bobby Doerr  
 1982 Kurt Reid  
 1983 Scott Bridges  
 1984 Scott Bridges  
 1985 Jay Burch  
 1986 Dale Kisten  
 1987 Steve Finley  
 1988 Joe Hall  
 1989 Doug Shields  
 1990 Doug Shields  
 1991 Jeff Nelson  
 1992 Mike Van Gilder  
 1993 Jason Smith  
 1994 Braden Gibbs  
 1995 Tim Kratochvil

**ITCHY JONES MVP AWARD**

1996 Aaron Jones  
 1997 Jason Frasor  
 1998 Joe Schley  
 1999 Joe Schley  
 Jason Frasor  
 2000 Joe Meeks  
 2001 Roman Schooley  
 2002 Jeff Stanek  
 Toby Barnett  
 2003 Jake Alley  
 Toby Barnett  
 2004 Nathan Emrick  
 Andrew Weber  
 2005 P.J. Finigan  
 2006 Grant Gerrard  
 2007 Cody Adams  
 Mark Kelly

2008 Mark Kelly  
 2009 Tyler Bullock  
 Bryant George  
 2010 Chris Serritella  
 2011 Cody Forsythe  
 2012 Chris Serritella  
 2013 Cody Forsythe  
*Team has not awarded an MVP since 2013*

**FIRST TEAM ALL-MVC SELECTIONS**

1975 Howie Mitchell, 2B  
 Steve Shartzter, OF  
 Frank Hunsaker, C  
 Ron Hodges, P  
 1977 Jerry DeSimone, SS  
 George Vukovich, OF  
 Rick Keeton, P  
 Rob Simond, P  
 1978 Craig Robinson, 1B  
 Jerry DeSimone, SS  
 Dave Stieb, OF  
 Rick Keeton, P  
 Rob Simond, P  
 1979 Chuck Curry, 1B  
 Dave Stieb, C  
 Bob Schroeck, P  
 1980 Jim Adduci, OF  
 1981 Bobby Doerr, 2B  
 Gary Kempton, C  
 Rob Clark, P  
 1982 Corey Zawadski, OF  
 1984 Scott Bridges, OF  
 1986 Steve Finley, OF  
 Robert Jones, DH  
 Dale Kisten, P  
 1987 Steve Finley, OF  
 Dale Kisten, P  
 1988 Dave Wrona, SS  
 Chuck Verschoore, OF  
 1989 Doug Shields, OF  
 1990 Sean Bergman, P  
 Doug Shields, OF  
 Tim Davis, 2B  
 Dave Wrona, SS  
 1991 Al Levine, P  
 1994 Tim Kratochvil, C  
 1995 Tim Kratochvil, C  
 Braden Gibbs, 2B  
 1996 Aaron Jones, 1B  
 1997 Brad Benson, DH  
 1999 Joe Schley, OF  
 2002 Jeff Stanek, 1B  
 Toby Barnett, C  
 2003 Jake Alley, P  
 Toby Barnett, C  
 2004 Nathan Emrick, INF/UT  
 Andrew Weber, P  
 2005 P.J. Finigan, SS, SP  
 Kevin Koski, OF  
 2006 Grant Gerrard, OF  
 2007 Adam Hills, UT  
 Mark Kelly, C  
 2008 Mark Kelly, C  
 2009 Tyler Bullock, DH  
 Bryant George, RP  
 2010 Chris Serritella, 1B  
 2011 Cody Forsythe, SP  
 2012 Austin Montgomery, UT  
 Chris Serritella, 1B  
 Jordan Sivertsen, OF  
 2016 Michael Baird, SP

Logan Blackfan, 1B  
 2017 Greg Lambert, OF  
 2018 Michael Baird, SP

**SECOND TEAM ALL-MVC SELECTIONS**

2016 Ryan Netemeyer, RP  
 Chad Whitmer, SP  
 2017 Ryan Smith, OF  
 Chad Whitmer, SP  
 2018 Logan Blackfan, 1B

**HONORABLE MENTION ALL-MVC SELECTIONS**

2016 Connor Kopach, 2B  
 Greg Lambert, LF  
 2017 Connor Kopach, 2B  
 Ryan Netemeyer, RP  
 2018 Brad Harrison, SP  
 Connor Kopach, SS  
 Ryan Netemeyer, RP  
 Nikola Vasic, 2B

**MVC COACH OF THE YEAR**

1977 Richard "Itchy" Jones  
 1981 Richard "Itchy" Jones  
 1986 Richard "Itchy" Jones  
 1990 Richard "Itchy" Jones

**MVC PLAYER OF THE YEAR**

1986 Dale Kisten  
 1990 Doug Shields  
 2005 P.J. Finigan

**MVC NEWCOMER OF THE YEAR**

1997 Brad Benson  
 2002 Toby Barnett

**MVC FRESHMAN OF THE YEAR**

1996 Jerry Hairston  
 1997 Jim Pecararo

**MVC ALL-DEFENSE SELECTIONS**

2016 Logan Blackfan, 1B  
 2017 Connor Kopach, 2B  
 Ryan Smith, OF

**MVC ALL-TOURNAMENT TEAM**

1986 Jim Limperis, 1B  
 Todd Neibel, P  
 1989 Mike Kirkpatrick, 1B  
 Jeff Nelson, OF  
 1990 Tim Davis, 2B  
 Dave Wrona, SS  
 Doug Shields, OF  
 1991 Bob Geary, DH  
 1996 Jerry Hairston, UT  
 1997 Jerry Hairston, SS  
 Brad Benson, DH  
 2003 Greg Andrews, 2B  
 Toby Barnett, DH  
 2004 Nathan Emrick, 1B  
 Greg Andrews, 2B  
 Josh Joiner, P  
 2005 Kevin Koski, OF  
 Erik Alvarez, 1B  
 2008 Cody Adams, P  
 Adam Hills, DH  
 2012 Brian Bajer, C  
 Todd Eaton, P  
 Chris Serritella, 1B

2018 Connor Kopach, SS

**MVC TOURNAMENT MVP**

1990 Doug Shields, OF

**ABE MARTIN AWARD WINNERS**

1972 Dan Radison  
 1973 Larry Calufetti  
 1974 Stan Mann  
 1975 Robin Derry  
 1976 John Hoscheidt  
 1977 Dewey Robinson  
 1978 Craig Robinson  
 1979 Jerry DeSimone  
 1980 Bill Lyons  
 1981 Bobby Doerr  
 Paul Evans  
 1982 Rob Clark  
 1983 P.J. Schranz  
 1984 Scott Bridges  
 1985 Rich Koch  
 1986 Robert Jones  
 1987 Todd Neibel  
 1988 Dale Kisten  
 1989 Doug Shields  
 1990 Dave Wrona  
 1991 Mike Kirkpatrick  
 1992 Derek Shelton  
 Jason Smith  
 1994 Brian Isaacson  
 1995 Pete Schlosser  
 1996 Tim Kratochvil  
 1997 Aaron Jones  
 1998 Cory Schrank  
 Brad Benson  
 1999 Dave Piazza  
 2000 Jeff Houston  
 2001 Chad McCann  
 2002 Luke Nelson  
 2003 Sal Frisella  
 2004 Greg Andrews  
 2005 Adam Snyder  
 2006 Hunter Harrigan  
 2007 Kevin Koski  
 2008 Tyler Lairson  
 2009 Adam Curynski  
 2010 Nathan Forer  
 2011 Chris Murphy

**JAMES J. MUNDO SPIRIT AWARD**

1987 Todd Neibel  
 1988 Chuck Verschoore  
 1989 Dave Wrona  
 1990 Tim Davis  
 1991 Bob Geary  
 1992 Darrin Barton  
 1993 Brian Isaacson  
 1994 Chris Sauritch  
 1995 Mike Blang  
 Dan Davis  
 1996 Craig Shelton  
 Chad Isaacson  
 1997 Cory Schrank  
 Carl Kochan  
 1998 Adam Biggs  
 1999 Adam Biggs  
 2000 Joe Meeks  
 2001 Scott Lucht  
 2002 John Clem  
 2003 Ross Kowzan  
 2004 Josh Markle  
 2005 Kevin Koski

# HONORS AND AWARDS

2006 Adam Snyder  
Ben Hoffman  
2007 Dusty Baker  
Tyler Lairson  
2008 Tom Cerven  
2009 Chris Murphy  
2010 Aaron Roberts  
2011 Nick Johnson  
2012 Jake Welch  
2013 Austin Johnson  
2014 Lee Weld  
2015 Parker Osborne  
2016 Ryan Sabo  
2017 Ryan Smith  
2018 Michael Baird

## TEAM USA - COLLEGIATE NATIONAL TEAM

1983 Robert Jones  
1986 Steve Finley

## OTHER COACH OF THE YEAR AWARDS

1971 Richard "Itch" Jones,  
Adirondack  
1978 Richard "Itch" Jones,  
Sporting News  
2008 Dan Callahan,  
Greater Midwest  
Professional Baseball  
Scouts Association  
Amateur Coach-of-the Year

## ALL-AMERICANS

### FIRST TEAM

1969 Bill Stein, SS (AACBC)  
Bill Clark, 3B (SN)  
1972 Dan Thomas, OF (SN)  
1973 Joe Wallis, OF (Worth)  
1976 Rick Murray, 3B (Co-SIDA  
Independent)  
1977 George Vukovich, DH (SN)  
1978 Dave Stieb, OF (SN)  
1981 Bobby Doerrer, 2B (SN)  
2012 Chris Serritella, 1B (BA)

### SECOND TEAM

1974 John Hoscheidt, OF (AACBC)  
1979 Bob Schroeck, P (AACBC)  
1997 Aaron Jones (Academic)  
George Vukovich, OF (Worth)  
2012 Chris Serritella, 1B (PG)

### THIRD TEAM

1970 Jim Dwyer, OF (AACBC)  
1971 Bob Sedik, C (AACBC)  
1990 Doug Shields, OF (BA)  
2012 Chris Serritella, 1B  
(NCBWA, Louisville Slugger)

AACBC = American Association of College  
Baseball Coaches, BA = Baseball America,  
PG = Perfect Game, SN = Sporting News

## PRESEASON ALL-AMERICANS

1991 Sean Bergman  
(Collegiate Baseball Magazine)

## SALUKI HALL-OF-FAME

Jim Adduci, 1978-80  
Sean Bergman, 1989-91  
Jim Dwyer, 1969-71  
Steve Finley, 1984-87

Jason Frasor, 1996-99  
Wayne Grandcolas, 1951-54  
Jerry Hairston Jr., 1996-97  
John Hoscheidt, 1973-76  
Kevin House, 1976-80  
Richard "Itchy" Jones  
player (1957-60), coach (1970-90)  
Robert Jones, 1983-86  
Rick Keeton, 1976-78  
Dale Kisten, 1986-88  
Al Levine, 1990-91  
Glenn "Abe" Martin  
player (1929-32), coach (1947-65)  
Tom Millikin, 1949-54  
Mark Newman  
player (1969-70), coach (1971-80)  
Bill O'Brien, 1941-47  
Joe Schley, 1996-99  
Bob Schroeck, 1978-80  
Doug Shields, 1987-90  
Clint Smothers, 1990-94  
Dave Stieb, 1978  
Ray Tabacchi, 1953-56  
Larry Tucker, 1959-62  
George Vukovich, 1975-77  
Joe Wallis, 1972-73  
Scott Waltemate, 1971-74  
Wayne Williams, 1952-56  
Dave Wrona, 1987-1990

## LOUISVILLE SLUGGER FRESHMAN ALL-AMERICANS

2002 Eric Haberer, LHP  
P.J. Finigan, RHP  
Ryan Welch, RHP  
2006 Scott Elmendorf, 2B  
2007 Bryant George, RHP  
Aaron Roberts, OF  
2011 Tyler Dray, LHP  
2014 Kyle Pauly, LHP

## NCBWA DISTRICT V PLAYER OF THE YEAR

2012 Chris Serritella, 1B

## AMERICAN BASEBALL COACHES ASSOCIATION ALL-REGION (SINCE 2003)

### FIRST TEAM

2007 Mark Kelly, C

### SECOND TEAM

2005 Kevin Koski, OF  
2012 Chris Serritella, 1B  
2016 Michael Baird, RHP

### THIRD TEAM

2003 Jake Alley, RHP

## PING!BASEBALL ALL-FRESHMAN TEAM

2007 Aaron Roberts, OF

## MVC SCHOLAR-ATHLETES (SINCE 2003)

2003 Toby Barnett  
Nick Baughman  
Eric Haberer  
Ross Kowzan  
Marshall Tucker  
2004 Nick Baughman  
Nathan Emrick

P.J. Finigan  
Adam Snyder  
Marshall Tucker  
2005 Nathan Emrick  
P.J. Finigan  
Kevin Koski  
Adam Snyder  
2006 Nathan Emrick  
Grant Gerrard  
Kevin Koski  
Adam Snyder  
2007 Mark Kelly  
Kevin Koski  
Mark Kelly  
2008 Andrew Dunn  
2009 Nathan Forer  
2010 Brock Harding  
2011 Brian Bajer  
2012 Bob Schroeck, 1978-80  
Doug Shields, 1987-90  
Clint Smothers, 1990-94  
Dave Stieb, 1978  
Ray Tabacchi, 1953-56  
Larry Tucker, 1959-62  
George Vukovich, 1975-77  
Joe Wallis, 1972-73  
Scott Waltemate, 1971-74  
Wayne Williams, 1952-56  
Dave Wrona, 1987-1990  
2013 Tyler Dray  
Austin Montgomery  
2014 Sam Coonrod  
Tyler Dray  
Parker Osborne  
Lee Weld  
2015 Tyler Rolland  
Ryan Sabo  
2016 Logan Blackfan  
Ryan Netemeyer  
Ryan Sabo  
2017 Greg Lambert  
Ryan Netemeyer (HM)  
Ryan Sabo  
2018 Michael Baird  
Logan Blackfan  
Brad Harrison (HM)  
Jamison Steege (HM)

## COSIDA ACADEMIC ALL-DISTRICT V (SINCE 2003)

2003 Ross Kowzan  
2004 Nick Baughman  
2005 Kevin Koski  
2006 Grant Gerrard  
Kevin Koski  
2010 Nathan Forer  
2012 Austin Montgomery  
2017 Ryan Sabo

## MVC PRESIDENT'S COUNCIL ACADEMIC EXCELLENCE AWARD

2006 Brendan Lutz

## LOUISVILLE SLUGGER/ COLLEGIATE BASEBALL NATIONAL PLAYER-OF-THE-WEEK

2005 P.J. Finigan (Mar. 14)

## SALUKIS IN COLLEGIATE BASEBALL'S TOP-25

1968 2nd (Final)  
1969 7th (Final)  
1970 11th (Final)  
1971 2nd (Final)  
1973 10th (Final)  
1974 3rd (Final)  
1975 24th (Final)

1977 3rd (Final)  
1978 20th (Final)  
1979 21st (Final)  
1981 22nd (Final)  
1990 16th (Final)

## SALUKIS IN COLLEGIATE BASEBALL'S FAB-40 PRESEASON POLL

1991 N/A  
2008 33rd (Dec. 21)

## MVC PLAYERS-OF-THE-WEEK (SINCE 2003)

2003 Greg Andrews (5/6)  
2004 Greg Andrews (3/22)  
2005 Matt Brewer (3/28)  
P.J. Finigan (4/25)  
2006 Kevin Koski (2/27)  
Grant Gerrard (3/27)  
2007 Mark Kelly (3/5)  
2011 Chris Murphy (2/21)  
2012 Austin Montgomery (2/20)  
Jordan Sivertsen (4/9)  
2013 Matt Jones (2/25)  
2014 Ryan Casillas (4/7)  
2018 Alex Lyon (3/12)  
Alex Lyon (4/30)

## MVC PITCHERS-OF-THE-WEEK (SINCE 2003)

2005 P.J. Finigan (3/14)  
P.J. Finigan (3/28)  
Tyler Norrick (4/25)  
P.J. Finigan (5/9)  
2007 Cody Adams (4/9)  
2008 Shawn Joy (4/21)  
2010 Nathan Forer (4/5)  
2011 Cody Forsythe (4/25)  
2012 Cody Forsythe (4/23)  
2014 Todd Eaton (4/28)  
2015 Aaron Hauge (3/16)  
2016 Michael Baird (3/21)  
2017 Ryan Netemeyer (3/20)  
Chad Whitmer (4/17)  
Chad Whitmer (5/1)  
2018 Brad Harrison (3/5)  
Brad Harrison (3/12)  
Brad Harrison (4/9)

## MVC SCHOLAR-ATHLETES-OF-THE-WEEK

2005 P.J. Finigan (3/17)  
P.J. Finigan (4/28)  
2010 Nathan Forer (4/7)  
2012 Austin Montgomery (2/22)  
Brian Bajer (5/2)  
2013 Austin Montgomery (2/27)  
Austin Montgomery (3/13)  
Austin Montgomery (5/8)  
2017 Greg Lambert (3/7)  
2018 Brad Harrison (3/7)  
Brad Harrison (3/14)  
Brad Harrison (4/11)

## COLLEGE BASEBALL FOUNDATION ALL-STAR LINEUP

2005 P.J. Finigan (3/15)  
P.J. Finigan (5/10)  
2006 Kevin Koski (2/27)  
Grant Gerrard (3/27)  
2007 Mark Kelly (2/14)

Mark Kelly (3/6)  
Aaron Roberts (3/20)  
Cody Adams (4/10)  
2008 Tyler Lairson (3/24)  
Shawn Joy (4/23)  
2010 Chris Serritella (3/4)

**INSIDEPITCHING.COM  
MIDWEST REGION PITCHER-OF-  
THE-WEEK**

2008 Shawn Joy (4/21)

**COLLEGEBASEBALLHUB.COM  
REGIONAL PLAYER-OF-THE-  
WEEK**

2008 Tyler Lairson (3/24)

**COLLEGEBASEBALLINSIDER.  
COM LOUISVILLE SLUGGER  
REGIONAL  
PLAYER-OF-THE-WEEK**

2013 Matt Jones (2/25)

## SEASON HITTING RECORDS

**BATTING AVERAGE  
(MIN. 100 ABS)**

| Player                  | Avg. (H/AB)   |
|-------------------------|---------------|
| 1. Joe Wallis, 1971     | .446 (58/130) |
| 2. Kent Collins, 1965   | .441 (49/111) |
| 3. William Bauer, 1950  | .427 (44/103) |
| 4. Jim Adduci, 1980     | .425 (76/179) |
| 5. Jim Dwyer, 1971      | .413 (83/201) |
| 6. Braden Gibbs, 1994   | .412 (54/131) |
| Mike Eden, 1972         | .412 (54/131) |
| 8. Frank Hunsaker, 1976 | .406 (65/160) |
| 9. Rick Murray, 1976    | .398 (74/186) |
| 10. Dave Wrona, 1990    | .395 (90/228) |
| Gerry Pitchford, 1986   | .395 (87/220) |

**SLUGGING PERCENTAGE  
(MIN. 100 ABS)**

| Player                    | Avg. (TB/AB)   |
|---------------------------|----------------|
| 1. Jim Adduci, 1980       | .777 (139/179) |
| 2. Jerry Miller, 1980     | .722 (117/162) |
| 3. Joe Wallis, 1972       | .715 (93/130)  |
| 4. Brad Benson, 1997      | .711 (128/180) |
| 5. Jim Dwyer, 1970        | .687 (101/147) |
| 6. Kent Collins, 1965     | .676 (75/111)  |
| 7. Dave Stieb, 1978       | .670 (126/188) |
| 8. Gerry Pitchford, 1986  | .668 (147/220) |
| 9. Chris Serritella, 2012 | .667 (156/234) |
| Jim Dwyer, 1971           | .667 (134/201) |

**GAMES PLAYED**

|                         |    |
|-------------------------|----|
| 1. Tim Davis, 1989      | 64 |
| Doug Shields, 1989      | 64 |
| 3. Kurt Endebrock, 1991 | 63 |
| Tim Davis, 1990         | 63 |
| Robert Jones, 1986      | 63 |
| Kurt Endebrock, 1989    | 63 |
| Gerry Pitchford, 1986   | 63 |

**AT-BATS**

|                            |     |
|----------------------------|-----|
| 1. Tim Davis, 1989         | 251 |
| 2. Jake Welch, 2013        | 249 |
| 3. Connor Kopach, 2016     | 244 |
| 4. Kevin Koski, 2005       | 242 |
| 5. Austin Montgomery, 2012 | 241 |
| Kurt Endebrock, 1990       | 241 |
| 7. Doug Shields, 1989      | 239 |
| Chase Slone, 2015          | 239 |
| 9. Nathan Emrick, 2004     | 238 |
| 10. Jake Welch, 2012       | 237 |
| Chris Murphy, 2011         | 237 |
| Kevin Koski, 2006          | 237 |

**RUNS SCORED**

|                         |    |
|-------------------------|----|
| 1. Kurt Endebrock, 1990 | 71 |
| Gerry Pitchford, 1986   | 71 |
| 3. Tim Davis, 1990      | 64 |
| Doug Shields, 1990      | 64 |
| Mike Eden, 1971         | 64 |
| 6. Jim Adduci, 1980     | 60 |
| Jim Dwyer, 1971         | 60 |
| 8. Aaron Jones, 1997    | 59 |
| Gerry Pitchford, 1985   | 59 |
| 10. Joe Hall, 1988      | 58 |

**HITS**

|                           |    |
|---------------------------|----|
| 1. Kevin Koski, 2005      | 92 |
| 2. Chris Serritella, 2012 | 91 |
| 3. Dave Wrona, 1990       | 90 |
| 4. Mark Kelly, 2007       | 88 |
| 5. Doug Shields, 1989     | 87 |
| Gerry Pitchford, 1986     | 87 |
| 7. Kurt Endebrock, 1990   | 86 |
| 8. John Hoscheidt, 1974   | 85 |
| 9. Mark Kelly, 2008       | 84 |
| Nathan Emrick, 2004       | 84 |

**DOUBLES**

|                            |    |
|----------------------------|----|
| 1. Greg Lambert, 2017      | 25 |
| 2. Chris Serritella, 2012  | 24 |
| 3. Logan Blackfan, 2016    | 23 |
| Matt Brewer, 2005          | 23 |
| 5. Jim Limperis, 1986      | 22 |
| 6. Brad Benson, 1997       | 21 |
| 7. Pete Schlosser, 1995    | 20 |
| Tim Davis, 1990            | 20 |
| Doug Shields, 1989         | 20 |
| 10. Chris Serritella, 2010 | 19 |
| Joel Peters, 1998          | 19 |
| Aaron Jones, 1996          | 19 |
| Scott DeNoyer, 1994        | 19 |
| Logan Blackfan, 2015       | 19 |

**TRIPLES**

|                         |    |
|-------------------------|----|
| 1. John Hoscheidt, 1974 | 12 |
| Jim Dwyer, 1971         | 12 |
| 3. Don Kirkland, 1968   | 10 |
| 4. Joe Schley, 1997     | 9  |
| Joe Wallis, 1972        | 9  |
| 6. Jerry Bond, 1969     | 8  |
| 7. Joe Schley, 1999     | 7  |
| Doug Shields, 1990      | 7  |
| John Hoscheidt, 1976    | 7  |
| Joe Bond, 1968          | 7  |

**HOME RUNS**

|                           |    |
|---------------------------|----|
| 1. Jerry Miller, 1980     | 16 |
| 2. Robert Jones, 1986     | 15 |
| 3. Tyler Bullock, 2010    | 14 |
| Matt Dettman, 1998        | 14 |
| Matt Dettman, 1997        | 14 |
| Jim Adduci, 1980          | 14 |
| 7. Chris Serritella, 2012 | 13 |
| Jordan Sivertsen, 2012    | 13 |
| Chris Serritella, 2010    | 13 |
| Aaron Jones, 1997         | 13 |
| Brad Benson, 1997         | 13 |

**RUNS BATTED IN**

|                           |    |
|---------------------------|----|
| 1. Robert Jones, 1986     | 70 |
| 2. Chris Serritella, 2010 | 64 |
| Doug Shields, 1990        | 64 |
| Tim Davis, 1990           | 64 |
| 5. Mark Kelly, 2007       | 63 |
| Aaron Jones, 1996         | 63 |
| 7. Logan Blackfan, 2018   | 62 |
| 8. Chris Serritella, 2012 | 61 |
| 9. Jerry Miller, 1980     | 59 |
| Jim Adduci, 1980          | 59 |

**TOTAL BASES**

|                           |     |
|---------------------------|-----|
| 1. Chris Serritella, 2012 | 156 |
| 2. Robert Jones, 1986     | 147 |
| Gerry Pitchford, 1986     | 147 |
| 4. Chris Serritella, 2010 | 143 |
| 5. Jim Adduci, 1980       | 139 |
| 6. Jerry Hairston, 1997   | 136 |
| 7. Doug Shields, 1990     | 134 |
| Dave Wrona, 1990          | 134 |
| Jim Dwyer, 1971           | 134 |
| 10. Matt Dettman, 1998    | 131 |

**WALKS**

|                          |    |
|--------------------------|----|
| 1. Gerry Pitchford, 1986 | 53 |
| 2. Neil Fiala, 1976      | 50 |
| 3. Aaron Jones, 1997     | 49 |
| Rick Fiala, 1980         | 49 |
| 5. Gerry Pitchford, 1985 | 47 |
| 6. Brad Benson, 1998     | 43 |
| 7. Bill Lyons, 1980      | 42 |
| Jake Welch, 2014         | 42 |
| 9. Adam Hills, 2007      | 41 |
| Jay Burch, 1986          | 41 |
| Stan Mann, 1974          | 41 |
| Howie Mitchell, 1974     | 41 |

**HIT BY PITCH**

|                         |    |
|-------------------------|----|
| 1. Chris Sauritch, 1994 | 24 |
| 2. Ryan Casillas, 2013  | 15 |
| Jerry Hairston, 1996    | 15 |
| 4. Chris Sauritch, 1993 | 12 |
| 5. Kevin Koski, 2007    | 11 |
| Jerry Hairston, 1997    | 11 |
| 7. Nikola Vasic, 2018   | 10 |
| Ryan Sabo, 2017         | 10 |
| Nick Hutchins, 2016     | 10 |
| Rennie Troggio, 2012    | 10 |
| Chris Murphy, 2011      | 10 |
| Kevin Koski, 2005       | 10 |
| Brian Heather, 1992     | 10 |
| Pete Schlosser, 1993    | 10 |
| Steve DeNoyer, 1994     | 10 |
| Charlie Hilleman, 1987  | 10 |

**STOLEN BASES**

|                        |    |
|------------------------|----|
| 1. Bert Newman, 1976   | 42 |
| 2. Jim Reboulet, 1982  | 37 |
| 3. Rick Gaebe, 1988    | 36 |
| Bert Newman, 1975      | 36 |
| 5. Bob Geary, 1991     | 34 |
| Bert Newman, 1974      | 34 |
| Joe Wallis, 1973       | 34 |
| 8. Connor Kopach, 2018 | 33 |
| Connor Kopach, 2017    | 33 |
| 10. Dan Thomas, 1971   | 32 |

**STRIKEOUTS**

|                            |    |
|----------------------------|----|
| 1. Addison Fugitt, 2018    | 69 |
| 2. Logan Blackfan, 2017    | 64 |
| 3. Greg Andrews, 2004      | 63 |
| 4. Jordan Sivertsen, 2012  | 62 |
| 5. Hunter Harrigan, 2006   | 60 |
| 6. Alex Lyon, 2018         | 56 |
| Connor Kopach, 2017        | 56 |
| Roman Schooley, 2001       | 56 |
| 9. Logan Blackfan, 2018    | 54 |
| 10. Chris Serritella, 2010 | 52 |

## CAREER HITTING RECORDS

**BATTING AVERAGE  
(MIN. 225 ABS)**

| Player                       | Avg. (H/AB)    |
|------------------------------|----------------|
| 1. Jim Dwyer, 1969-71        | .401 (142/354) |
| 2. Mike Eden, 1971-72        | .391 (228/327) |
| 3. Joe Wallis, 1971-73       | .388 (114/294) |
| 4. Gerry Pitchford, 1985-86  | .368 (147/400) |
| 5. Chris Serritella, 2009-12 | .367 (226/616) |
| 6. Jim Adduci, 1978-80       | .366 (158/432) |
| 7. Mike Russell, 1995-96     | .364 (119/327) |
| 8. Jerry Hairston, 1996-97   | .360 (155/431) |
| Dan Thomas, 1971-72          | .360 (112/311) |
| 10. Braden Gibbs, 1994-95    | .359 (109/304) |

**SLUGGING PERCENTAGE  
(MIN. 225 ABS)**

| Player                         | Avg. (TB/AB)   |
|--------------------------------|----------------|
| 1. Jim Dwyer, 1969-71          | .672 (238/354) |
| 2. Jim Adduci, 1978-80         | .662 (286/432) |
| 3. Gerry Pitchford, 1985-86    | .660 (264/400) |
| 4. Brad Benson, 1997-98        | .636 (238/374) |
| Matt Dettman, 1997-98          | .636 (255/401) |
| 6. Joe Wallis, 1971-73         | .629 (185/294) |
| 7. Chris Serritella, 2009-2012 | .609 (375/616) |
| 8. Jerry Miller, 1979-80       | .592 (180/304) |
| 9. Aaron Jones, 1996-97        | .591 (243/411) |
| 10. Mike Eden, 1971-72         | .572 (187/327) |

**GAMES PLAYED**

|                            |     |
|----------------------------|-----|
| 1. Dave Wrona, 1987-90     | 241 |
| 2. Doug Shields, 1987-90   | 236 |
| 3. Kevin Koski, 2004-07    | 227 |
| 4. Connor Kopach, 2014-18  | 225 |
| 5. Logan Blackfan, 2015-18 | 222 |
| Jake Welch, 2011-14        | 222 |
| Scott Elmendorf, 2006-09   | 222 |
| 8. P.J. Finigan, 2002-05   | 218 |
| 9. Joe Schley, 1996-99     | 216 |
| 10. Chris Murphy, 2008-11  | 215 |
| Nathan Emrick, 2003-06     | 215 |

**AT-BATS**

|                             |     |
|-----------------------------|-----|
| 1. Jake Welch, 2011-14      | 898 |
| 2. Kevin Koski, 2004-07     | 893 |
| 3. Chris Murphy, 2008-11    | 884 |
| 4. Joe Schley, 1996-99      | 868 |
| 5. Connor Kopach, 2014-18   | 860 |
| 6. Dave Wrona, 1987-90      | 846 |
| 7. P.J. Finigan, 2002-05    | 837 |
| 8. Logan Blackfan, 2015-18  | 836 |
| 9. Scott Elmendorf, 2006-09 | 831 |
| 10. Doug Shields, 1987-90   | 781 |

**RUNS SCORED**

|                             |     |
|-----------------------------|-----|
| 1. Kevin Koski, 2004-07     | 191 |
| 2. Joe Schley, 1996-99      | 189 |
| 3. Steve Finley, 1984-87    | 175 |
| 4. Bert Newman, 1973-76     | 172 |
| 5. Doug Shields, 1987-90    | 169 |
| 6. Scott Elmendorf, 2006-09 | 168 |
| 7. Jake Welch, 2011-14      | 158 |
| 8. Chris Murphy, 2008-11    | 151 |
| 9. P.J. Finigan, 2002-05    | 150 |
| 10. Dave Wrona, 1987-90     | 149 |

**HITS**

|                               |     |
|-------------------------------|-----|
| 1. Joe Schley, 1996-99        | 286 |
| 2. Kevin Koski, 2004-07       | 285 |
| Dave Wrona, 1987-90           | 285 |
| 4. Chris Murphy, 2008-11      | 260 |
| 5. Jake Welch, 2011-14        | 257 |
| 6. Doug Shields, 1987-90      | 256 |
| 7. Mark Kelly, 2006-09        | 255 |
| 8. Austin Montgomery, 2010-13 | 252 |
| Scott Elmendorf, 2006-09      | 252 |
| 10. P.J. Finigan, 2002-05     | 251 |

**DOUBLES**

|                               |    |
|-------------------------------|----|
| 1. Logan Blackfan, 2015-18    | 70 |
| 2. Chris Serritella, 2009-12  | 51 |
| Tim Kratochvil, 1993-96       | 51 |
| 4. Dave Wrona, 1987-90        | 50 |
| 5. Connor Kopach, 2014-18     | 49 |
| Greg Lambert, 2015-17         | 49 |
| 7. Austin Montgomery, 2010-13 | 48 |
| Chris Murphy, 2008-11         | 48 |
| Joe Schley, 1996-99           | 48 |
| Mark Kelly, 2006-09           | 48 |

**TRIPLES**

|                            |    |
|----------------------------|----|
| 1. John Hoscheidt, 1973-76 | 24 |
| 2. Joe Schley, 1996-99     | 21 |
| 3. Jim Dwyer, 1969-71      | 17 |
| 4. Bob Blakley, 1968-71    | 16 |
| 5. Connor Kopach, 2014-18  | 15 |
| Jerry Bond, 1968-69        | 15 |
| 7. Joe Wallis, 1971-73     | 14 |
| 8. P.J. Finigan, 2002-05   | 13 |
| Steve Finley, 1984-87      | 13 |
| 10. Dan Esplin, 1991-95    | 12 |

**HOME RUNS**

|                              |    |
|------------------------------|----|
| 1. Robert Jones, 1983-86     | 36 |
| 2. Tyler Bullock, 2008-10    | 31 |
| 3. Chris Serritella, 2009-12 | 30 |
| 4. Jordan Sivertsen, 2009-12 | 29 |
| 5. Matt Dettman, 1997-98     | 28 |
| Sal Frisella, 2000-03        | 28 |
| 7. Chuck Curry, 1976-79      | 27 |
| 8. Jim Adduci, 1978-80       | 26 |
| 9. Tim Kratochvil, 1993-96   | 24 |
| Brad Benson, 1997-98         | 24 |

**RUNS BATTED IN**

|                               |     |
|-------------------------------|-----|
| 1. Robert Jones, 1983-86      | 176 |
| 2. Tim Kratochvil, 1993-96    | 163 |
| 3. Logan Blackfan, 2015-18    | 157 |
| 4. Mark Kelly, 2006-09        | 155 |
| 5. Dave Wrona, 1987-90        | 154 |
| 6. Chris Serritella, 2009-12  | 149 |
| 7. Austin Montgomery, 2010-13 | 146 |
| Doug Shields, 1987-90         | 146 |
| 9. Jordan Sivertsen, 2009-12  | 141 |
| 10. Dan Radison, 1969-72      | 138 |

**TOTAL BASES**

|                        |     |
|------------------------|-----|
| 1. Joe Schley, 1996-99 | 409 |
|------------------------|-----|

|                               |     |
|-------------------------------|-----|
| 2. Dave Wrona, 1987-90        | 398 |
| 3. Chris Serritella, 2009-12  | 375 |
| 4. Doug Shields, 1987-90      | 373 |
| 5. Robert Jones, 1983-86      | 372 |
| 6. Logan Blackfan, 2015-18    | 367 |
| Tim Kratochvil, 1993-96       | 367 |
| 8. Austin Montgomery, 2010-13 | 363 |
| P.J. Finigan, 2002-05         | 363 |
| Connor Kopach, 2014-18        | 363 |
| 11. Steve Finley, 1984-87     | 352 |

**WALKS**

|                               |     |
|-------------------------------|-----|
| 1. Jeff Stanek, 1999-02       | 137 |
| 2. Howie Mitchell, 1972-75    | 124 |
| 3. Jake Welch, 2011-14        | 112 |
| 4. Kevin Koski, 2004-07       | 103 |
| 5. Logan Blackfan, 2014-18    | 102 |
| 6. Pete Schlosser, 1992-95    | 101 |
| 7. Gerry Pitchford, 1985-86   | 100 |
| Brad Hollenkamp, 1987-90      | 100 |
| 8. Jerry DeSimone, 1976-79    | 98  |
| 10. Jordan Sivertsen, 2009-12 | 96  |
| Chuck Curry, 1976-79          | 96  |
| Jay Burch, 1983-86            | 96  |

**HIT BY PITCH**

|                              |    |
|------------------------------|----|
| 1. Chris Sauritch, 1993-94   | 36 |
| 2. Kevin Koski, 2004-07      | 35 |
| 3. Chris Murphy, 2008-11     | 31 |
| 4. Pete Schlosser, 1992-95   | 27 |
| 5. Jerry Hairston, 1996-97   | 26 |
| 6. Sal Frisella, 2000-03     | 21 |
| 7. Nick Hutchins, 2015-pres. | 19 |
| Jeff Cwynar, 1991-94         | 19 |

**STOLEN BASES**

|                            |     |
|----------------------------|-----|
| 1. Bert Newman, 1973-76    | 132 |
| 2. Connor Kopach, 2015-18  | 84  |
| 3. Joe Schley, 1996-99     | 69  |
| Steve Finley, 1984-87      | 69  |
| 5. Bob Doerrer, 1978-81    | 59  |
| 6. P.J. Schranz, 1980-83   | 58  |
| 7. Jim Reboulet, 1982-83   | 57  |
| 8. Kurt Endebrock, 1989-91 | 56  |
| 9. Kevin Koski, 2004-07    | 55  |
| Dan Thomas, 1971-72        | 55  |
| Jake Welch, 2011-14        | 55  |

**STRIKEOUTS**

|                               |     |
|-------------------------------|-----|
| 1. Logan Blackfan, 2015-18    | 202 |
| 2. Greg Andrews, 2000-04      | 190 |
| Jordan Sivertsen, 2009-12     | 189 |
| 5. Connor Kopach, 2014-18     | 169 |
| 6. Jeff Stanek, 1999-02       | 158 |
| 7. Robert Jones, 1983-86      | 149 |
| 8. Logan Blackfan, 2015-pres. | 148 |
| Chris Serritella, 2009-12     | 148 |
| P.J. Finigan, 2002-05         | 148 |

## SEASON PITCHING RECORDS

**EARNED RUN AVERAGE  
(MIN. 50 INNINGS)**

| Player                   | ERA (ER/IP)    |
|--------------------------|----------------|
| 1. Rick Ware, 1973       | 0.47 (3/57.2)  |
| 2. Larry Tucker, 1959    | 0.73 (6/74.0)  |
| 3. Paul Evans, 1979      | 0.84 (5/53.2)  |
| 4. Rick Ware, 1972       | 0.89 (5/50.1)  |
| 5. Jim Panther, 1966     | 0.94 (6/57.1)  |
| 6. Bob Schroeck, 1979    | 1.03 (10/87.0) |
| 7. Howard Nickason, 1967 | 1.19 (7/53.0)  |
| 8. Bill Liskey, 1966     | 1.20 (8/60.0)  |
| 9. Scott Waltemate, 1973 | 1.36 (12/79.2) |
| 10. Jim Fischer, 1972    | 1.41 (10/63.2) |

**WINNING PERCENTAGE  
(MIN. 9 WINS)**

| Player                 | W-L (Pct.)   |
|------------------------|--------------|
| 1. Bob Schroeck, 1979  | 12-0 (1.000) |
| Wayne Grandcolas, 1952 | 9-0 (1.000)  |
| 3. John Hotz, 1964     | 11-1 (.917)  |
| 4. Robbie Clark, 1981  | 10-1 (.909)  |
| Ron Hodges, 1974       | 10-1 (.909)  |
| 6. Tim Verpaele, 1976  | 9-1 (.900)   |
| Dick Langdon, 1970     | 9-1 (.900)   |
| Eugene Vincent, 1965   | 9-1 (.900)   |
| 9. Dick Langdon, 1971  | 12-2 (.857)  |
| John Susco, 1968       | 12-2 (.857)  |
| Eugene Vincent, 1964   | 12-2 (.857)  |

**WINS**

|                       |    |
|-----------------------|----|
| 1. Bob Schroeck, 1979 | 12 |
| Dick Langdon, 1971    | 12 |
| John Susce, 1968      | 12 |
| Eugene Vincent, 1964  | 12 |
| 5. Cody Adams, 2007   | 11 |
| Ron Hodges, 1975      | 11 |
| John Hotz, 1964       | 11 |
| 8. Robbie Clark, 1981 | 10 |
| Ron Hodges, 1974      | 10 |
| Scott Waltemate, 1974 | 10 |
| Scott Waltemate, 1973 | 10 |
| Jerry Paetzhold, 1969 | 10 |

**LOSSES**

|                          |    |
|--------------------------|----|
| 1. Marshall Tucker, 2004 | 10 |
| 2. Dale Meyer, 1989      | 9  |
| Mike Van Gilder, 1993    | 9  |
| 4. Adam Biggs, 1999      | 8  |
| Jim Pecoraro, 1998       | 8  |
| Dan Davis, 1994          | 8  |
| Mike Van Gilder, 1992    | 8  |
| Sean Bergman, 1989       | 8  |
| 9. Joey Marciano, 2016   | 7  |
| Nathan Forer, 2009       | 7  |
| Josh Latimer, 2001       | 7  |
| Josh Latimer, 2000       | 7  |
| Bob Finder, 1991         | 7  |
| Dale Kisten, 1988        | 7  |

**SAVES**

|                         |    |
|-------------------------|----|
| 1. Ryan Netemeyer, 2017 | 15 |
| 2. Al Levine, 1990      | 13 |
| 3. Ryan Netemeyer, 2016 | 12 |
| 4. Bryant George, 2007  | 11 |
| Andrew Weber, 2004      | 11 |
| 6. Dewey Robinson, 1977 | 10 |
| 7. Ryan Netemeyer, 2018 | 9  |
| Todd Eaton, 2013        | 9  |
| Todd Eaton, 2012        | 9  |
| Larry Beattie, 1986     | 9  |

**APPEARANCES**

|                        |    |
|------------------------|----|
| 1. Ian Reinhart, 2007  | 36 |
| 2. Bryant George, 2010 | 32 |
| Daniel Wells, 2006     | 32 |
| Jim Pecoraro, 1997     | 32 |
| 5. Lee Weld, 2010      | 29 |
| Dusty Baker, 2006      | 29 |
| Scott Lucht, 2001      | 29 |
| Al Levine, 1990        | 29 |
| 9. Trey McDaniel, 2018 | 28 |
| Jacob Williams, 2017   | 28 |
| Tyler Dray, 2012       | 28 |
| Matt Murphy, 2012      | 28 |
| Daniel Wells, 2008     | 28 |
| Jim Pecoraro, 1998     | 28 |

**GAMES STARTED**

|                        |    |
|------------------------|----|
| 1. Bryan Rueger, 2005  | 17 |
| Dave Piazza, 1998      | 17 |
| 3. Cody Forsythe, 2012 | 16 |
| Cody Adams, 2007       | 16 |
| Shawn Joy, 2007        | 16 |
| Jordan Powell, 2006    | 16 |
| P.J. Finigan, 2005     | 16 |
| Jake Alley, 2000       | 16 |
| Dan Davis, 1994        | 16 |
| Sean Bergman, 1991     | 16 |

**COMPLETE GAMES**

|                          |    |
|--------------------------|----|
| 1. Dale Kisten, 1988     | 10 |
| Bob Schroeck, 1979       | 10 |
| 3. Mike Van Gilder, 1993 | 9  |
| Ron Hodges, 1975         | 9  |
| Dick Langdon, 1971       | 9  |
| 6. Dale Kisten, 1987     | 8  |
| Ken Klump, 1982          | 8  |
| Rickey Keeton, 1978      | 8  |
| John Susce, 1968         | 8  |
| Don Kirkland, 1966       | 8  |
| Larry Tucker, 1962       | 8  |

**INNINGS PITCHED**

|                          |       |
|--------------------------|-------|
| 1. Bryan Rueger, 2005    | 125.1 |
| 2. Dan Davis, 1994       | 118.0 |
| 3. Dick Langdon, 1971    | 114.2 |
| 4. Dale Kisten, 1988     | 111.1 |
| 5. Mike Van Gilder, 1993 | 111.0 |
| 6. Cody Adams, 2007      | 107.2 |
| 7. Ron Ayers, 1956       | 107.1 |
| 8. P.J. Finigan, 2005    | 105.2 |
| Sean Bergman, 1991       | 105.2 |
| 10. Brian Isaacson, 1994 | 105.1 |
| 11. Cody Forsythe, 2012  | 104.2 |
| 12. Chad Whitmer, 2017   | 104.0 |
| 13. Cody Forsythe, 2011  | 103.1 |

**HITS ALLOWED**

|                          |     |
|--------------------------|-----|
| 1. Mike Van Gilder, 1993 | 139 |
| 2. Brian Isaacson, 1994  | 124 |
| 3. Dave Piazza, 1998     | 122 |
| 4. Bryan Rueger, 2005    | 121 |
| 5. Brendan Fort, 2000    | 120 |
| Mike Van Gilder, 1992    | 120 |
| 7. Shawn Joy, 2007       | 116 |
| 8. Jordan Powell, 2006   | 115 |
| Jason Kline, 1995        | 115 |
| 10. Dan Davis, 1994      | 112 |

**RUNS ALLOWED**

|                          |    |
|--------------------------|----|
| 1. Mike Van Gilder, 1993 | 81 |
| 2. Brian Isaacson, 1994  | 80 |
| 3. Dave Piazza, 1998     | 78 |
| 4. Dan Linton, 1993      | 75 |
| 5. Marshall Tucker, 2004 | 74 |
| 6. Chris Bend, 1989      | 73 |
| 7. Brendan Fort, 2001    | 69 |
| Sean Bergman, 1991       | 69 |
| 9. Luke Nelson, 2002     | 68 |
| Dan Davis, 1995          | 68 |
| Dan Davis, 1994          | 68 |

**HOME RUNS ALLOWED**

|                        |    |
|------------------------|----|
| 1. Joey Marciano, 2016 | 14 |
| Todd Eaton, 2014       | 14 |
| 3. Jake Alley, 2000    | 13 |
| Adam Biggs, 1999       | 13 |
| Chris Schullian, 1998  | 13 |
| 6. Brendan Fort, 2000  | 12 |
| Jason Frasor, 1999     | 12 |
| Dave Piazza, 1998      | 12 |
| Donnie Chester, 1997   | 12 |
| Dave Farrow, 1995      | 12 |

**STRIKEOUTS**

|                       |     |
|-----------------------|-----|
| 1. Skip Pitlock, 1969 | 111 |
| 2. Jason Frasor, 1999 | 110 |
| 3. P.J. Finigan, 2005 | 107 |
| 4. John Hotz, 1964    | 100 |
| 5. Sean Bergman, 1991 | 99  |
| Eugene Vincent, 1964  | 99  |
| 7. Dick Langdon, 1971 | 97  |
| 8. Chad Whitmer, 2017 | 95  |
| Dale Kisten, 1988     | 95  |
| Eugene Vincent, 1965  | 95  |
| 11. Jake Alley, 2000  | 94  |

**WALKS**

|                         |    |
|-------------------------|----|
| 1. Dale Meyer, 1989     | 64 |
| 2. Eugene Vincent, 1964 | 60 |
| Ron Ayers, 1956         | 60 |
| 4. Skip Pitlock, 1968   | 58 |
| 5. Dan Davis, 1994      | 54 |
| 6. Sean Bergman, 1991   | 51 |
| Skip Pitlock, 1969      | 51 |
| 8. Jim Woods, 1960      | 50 |
| 9. Skip Pitlock, 1967   | 49 |
| 10. Sam Coonrod, 2013   | 48 |
| Mike McArdle, 1993      | 48 |
| Chris Bend, 1989        | 48 |
| Eugene Vincent, 1965    | 48 |

## CAREER PITCHING RECORDS

## EARNED RUN AVERAGE

## (MIN. 2 YEARS AND 100 INNINGS)

| Player                       | ERA (ER/IP)     |
|------------------------------|-----------------|
| 1. Rick Ware, 1972-73        | 0.67 (8/108.0)  |
| 2. Howard Nickason, 1966-68  | 1.73 (33/171.1) |
| 3. John Hotz, 1962-65        | 1.85 (50/242.2) |
| 4. Ron Hodges, 1974-75       | 1.91 (42/197.2) |
| 5. Scott Waltemate, 1971-74  | 1.92 (53/248.2) |
| 6. Larry Tucker, 1959-62     | 1.98 (63/285.2) |
| 7. Dick Langdon, 1970-71     | 1.99 (42/190.0) |
| 8. Don Kirkland, 1966-67     | 2.04 (37/163.1) |
| 9. Wayne Grandcolas, 1952-54 | 2.18 (54/222.2) |
| 10. Steve Randall, 1970-73   | 2.19 (36/147.2) |

## WINNING PERCENTAGE

## (MIN. 15 WINS)

| Player                      | W-L (Pct.)  |
|-----------------------------|-------------|
| 1. Jim Bokelmann, 1971-74   | 19-2 (.905) |
| 2. John Hotz, 1962-65       | 23-3 (.885) |
| 3. Ron Hodges, 1974-75      | 21-3 (.875) |
| Dick Langdon, 1970-71       | 21-3 (.875) |
| 5. Eugene Vincent, 1963-65  | 25-4 (.862) |
| 6. Bob Schroeck, 1978-80    | 23-4 (.852) |
| 7. Bob Ash, 1967-69         | 18-4 (.818) |
| 8. Rickey Keeton, 1976-78   | 25-6 (.806) |
| Steve Randall, 1970-73      | 15-4 (.806) |
| 10. Dewey Robinson, 1974-77 | 20-6 (.769) |

## WINS

|                                 |    |
|---------------------------------|----|
| 1. Scott Waltemate, 1971-74     | 28 |
| 2. Larry Tucker, 1959-62        | 27 |
| 3. Dale Kisten, 1986-88         | 25 |
| Rickey Keeton, 1976-78          | 25 |
| Eugene Vincent, 1963-65         | 25 |
| 6. Robbie Clark, 1979-82        | 23 |
| Bob Schroeck, 1978-80           | 23 |
| John Hotz, 1962-65              | 23 |
| 9. Jake Alley, 1999-00, 2002-03 | 22 |
| Kevin Waldrop, 1975-79          | 22 |
| Harry Gurley, 1959-62           | 22 |

## LOSSES

|                                 |    |
|---------------------------------|----|
| 1. Dave Piazza, 1995-99         | 21 |
| 2. Mike Van Gilder, 1990-93     | 19 |
| 3. Michael Baird, 2015-18       | 17 |
| Sean Bergman, 1990-93           | 17 |
| 5. Jake Alley, 1999-00, 2002-03 | 15 |
| Dave Farrow, 1993-96            | 15 |
| Gary Bockhorn, 1983-86          | 15 |
| 8. Dan Davis, 1994-95           | 14 |
| Dale Meyer, 1988-91             | 14 |
| 10. Chad Whitmer, 2014-17       | 13 |
| Seven Others Tied With          | 13 |

## SAVES

|                            |    |
|----------------------------|----|
| 1. Ryan Netemeyer, 2015-18 | 37 |
| 2. Bryant George, 2007-10  | 30 |
| 3. Todd Eaton, 2011-2014   | 19 |
| Al Levine, 1990-91         | 19 |
| 5. Tyler Dray, 2011-2014   | 16 |
| 6. Andrew Weber, 2002-05   | 15 |
| 7. Larry Beattie, 1986-88  | 11 |
| 8. Dewey Robinson, 1974-77 | 10 |
| Paul Evans, 1978-81        | 9  |
| 10. Adam Snyder, 2003-06   | 8  |
| Jim Pecoraro, 1997-00      | 8  |

## APPEARANCES

|                                  |     |
|----------------------------------|-----|
| 1. Bryant George, 2007-10        | 101 |
| 2. Daniel Wells, 2006-09         | 98  |
| 3. Ryan Netemeyer, 2015-18       | 96  |
| Tyler Dray, 2011-2014            | 96  |
| 5. Todd Eaton, 2011-2014         | 89  |
| 6. Jacob Williams, 2013-17       | 87  |
| 7. Matt Murphy, 2011-14          | 84  |
| 8. Adam Snyder, 2003-06          | 81  |
| 9. Aaron Snyder, 2010-2014       | 79  |
| 10. Jake Alley, 1999-00, 2002-03 | 77  |

## GAMES STARTED

|                                 |    |
|---------------------------------|----|
| 1. Cody Forsythe, 2010-2013     | 49 |
| 2. Michael Baird, 2015-18       | 45 |
| 3. Jake Alley, 1999-00, 2002-03 | 44 |
| Dale Kisten, 1986-88            | 44 |
| 5. Sean Bergman, 1989-91        | 42 |
| 6. Jason Frasor, 1996-99        | 41 |
| 7. Dave Piazza, 1995-99         | 40 |
| Sam Coonrod, 2012-14            | 40 |
| 9. Scott Waltemate, 1971-74     | 37 |
| 10. Cody Adams, 2006-08         | 36 |
| Todd Neibel, 1984-87            | 36 |
| Gary Bockhorn, 1983-86          | 36 |

## COMPLETE GAMES

|                             |    |
|-----------------------------|----|
| 1. Dale Kisten, 1986-88     | 24 |
| 2. Mike Van Gilder, 1990-93 | 18 |
| Bob Schroeck, 1978-80       | 18 |
| Scott Waltemate, 1971-74    | 18 |
| 5. Robbie Clark, 1979-82    | 17 |
| 6. Harry Gurley, 1959-62    | 16 |
| 7. Sean Bergman, 1989-91    | 15 |
| Ron Hodges, 1974-75         | 15 |
| Don Kirkland, 1966-67       | 15 |
| 10. Kevin Waldrop, 1975-79  | 14 |
| Skip Pitlock, 1967-69       | 14 |

## INNINGS PITCHED

|                                 |       |
|---------------------------------|-------|
| 1. Cody Forsythe, 2010-13       | 346.2 |
| 2. Michael Baird, 2015-18       | 326.2 |
| 3. Jake Alley, 1999-00, 2002-03 | 324.2 |
| 4. Mike Van Gilder, 1990-93     | 306.0 |
| 5. Larry Tucker, 1959-62        | 285.2 |
| 6. Chad Whitmer, 2014-17        | 282.1 |
| 7. Dale Kisten, 1986-88         | 281.1 |
| 8. Sean Bergman, 1989-91        | 277.2 |
| 9. Dave Piazza, 1995-99         | 272.2 |
| 10. Jason Frasor, 1996-99       | 272.1 |

## HITS ALLOWED

|                                 |     |
|---------------------------------|-----|
| 1. Dave Piazza, 1994-99         | 372 |
| 2. Mike Van Gilder, 1990-93     | 363 |
| 3. Cody Forsythe, 2010-13       | 350 |
| 4. Jake Alley, 1999-00, 2002-03 | 317 |
| 5. Michael Baird, 2015-18       | 316 |
| 6. Chad Whitmer, 2014-17        | 299 |
| 7. Cody Adams, 2006-08          | 283 |
| 8. Chris Schullian, 1995-98     | 275 |
| 9. Sean Bergman, 1989-91        | 273 |
| 10. Jason Frasor, 1996-99       | 272 |

## RUNS ALLOWED

|                                 |     |
|---------------------------------|-----|
| 1. Dave Piazza, 1995-99         | 234 |
| 2. Mike Van Gilder, 1990-93     | 194 |
| 3. Cody Forsythe, 2010-13       | 167 |
| 4. Chris Schullian, 1995-98     | 162 |
| 5. Michael Baird, 2015-18       | 161 |
| 6. Jake Alley, 1999-00, 2002-03 | 160 |
| 7. Todd Neibel, 1984-87         | 156 |
| 8. Dave Farrow, 1993-96         | 154 |
| 9. Jason Frasor, 1996-99        | 153 |
| 10. Sean Bergman, 1989-91       | 150 |

## STRIKEOUTS

|                                 |     |
|---------------------------------|-----|
| 1. Jake Alley, 1999-00, 2002-03 | 284 |
| 2. Jason Frasor, 1996-99        | 278 |
| 3. Larry Tucker, 1959-62        | 262 |
| 4. Harry Gurley, 1959-62        | 256 |
| 5. Cody Forsythe, 2010-13       | 246 |
| 6. Michael Baird, 2015-18       | 245 |
| 7. Eugene Vincent, 1963-65      | 237 |
| 8. Skip Pitlock, 1967-69        | 234 |
| 9. Chad Whitmer, 2014-17        | 224 |
| 10. Scott Waltemate, 1971-74    | 214 |

## WALKS

|                                 |     |
|---------------------------------|-----|
| 1. Skip Pitlock, 1967-69        | 158 |
| 2. Jake Alley, 1999-00, 2002-03 | 145 |
| 3. Sean Bergman, 1989-91        | 136 |
| Larry Tucker, 1959-62           | 136 |
| 5. Dale Meyer, 1988-91          | 131 |
| 6. Eugene Vincent, 1963-65      | 124 |
| 7. Harry Gurley, 1959-62        | 120 |
| 8. Sam Coonrod, 2012-14         | 116 |
| 9. Rickey Keeton, 1976-78       | 112 |
| 10. Jason Frasor, 1996-99       | 111 |

# MISC. RECORDS / SEASON FINISHES

**INDIVIDUAL GAME HIGHS**

**BASE HITS - 6, 2X:**

Austin Montgomery, vs. IPFW (5/18/12)  
 Jim Limperis, vs. West Chester (in Miami, Fla), 3/14/87

**DOUBLES - 3, 20X, LAST BY:**

Greg Lambert at SEMO (4/25/17)

**TRIPLES - 2, 11X, LAST BY:**

Justin Maurath, vs. Creighton (4/7/01)

**HOME RUNS - 3, 7X, LAST BY:**

Jeff Stanek, vs. Creighton (3/30/02)

**TOTAL BASES - 15, 2X, LAST BY:**

Barry O'Sullivan, vs. Washington (Mo.) (4/22/69)

**RUNS - 5, 10X, LAST BY:**

Andy Cenkush and Luke Nelson,  
 vs. Murray State (3/1/00)

**STOLEN BASES - 4, 4X, LAST BY:**

Alex Lyon vs. Austin Peay (4/4/18)

**RUNS BATTED IN - 8, 4X, LAST BY:**

Andy Cenkush, vs. Murray State (3/1/00)

**STRIKEOUTS BY PITCHER - 19**

Ed Walter, vs. Saint Louis (4/5/63)

**OTHER RECORDS**

**LAST SALUKI PITCHER WITH 10 KS IN A GAME:**

12 - Michael Baird at Evansville (4/27/18)

**RECENT 12 OR MORE K GAMES BY SALUKI PITCHERS:**

- 17 - by P.J. Finigan, vs. Chicago State (3/12/05)
- 13 - by Chad Whitmer at Indiana State (4/14/17)
- 13 - by Brad Harrison, at SEMO (3/6/18)
- 12 - by Harry Gurley, vs. E. Michigan (4/14/61)
- 12 - by Tyler Norrick, at Bradley (4/8/05)
- 12 - by Aaron Hauge, at Bradley (3/27/15)
- 12 - by Chad Whitmer, vs. Western Illinois (2/27/16)
- 12 - by Chad Whitmer, vs. Missouri State (5/5/17)
- 12 - by Michael Baird, at Evansville (4/27/18)

**SIU NO-HITTERS:**

- Paul Evans, 7 IP, at SIU-Edwardsville (4/15/79)
- Rick Keeton, 9 IP, vs. Austin Peay, 4/29/78 (G1 of DH)
- Rob Klass, 7 IP, vs. Saint Louis, 4/27/74
- Wayne Grandcolas, 9 IP, vs. Arkansas State, 5/12/53 ..... (G1 of DH)
- Ron Hagler, 7 IP, vs. Eastern Illinois, 5/20/52 (G2 of DH)

**OPPONENT PERFECT GAMES:**

Kevin Sheary, Miami (FL) (3/14/87)

**OPPONENT NO-HITTERS:**

Kevin Sheary, Miami (FL) (3/14/87) - *Perfect Game*  
 Bill Evans, Illinois State (4/20/62)

**LAST SALUKI TO THROW A 1-HITTER:**

Michael Baird, 9 inn. vs. Illinois (3/20/16)

**LAST SALUKI TO HIT FOR CYCLE:**

Sal Frisella, vs. Indiana State (4/23/00)

**LONGEST SALUKI HITTING STREAKS:**

- 36 games - by Kevin Koski (3/29/05-2/11/06)
- 24 games - by Chris Serritella (4/12-5/24/12)
- 22 games - by Cory Newman (3/14-4/20/02)
- 21 games - by Mark Kelly (2/17-3/25/07)
- 21 games - by Logan Blackfan (3/20 - 4/24/18)
- 20 games - by Chris Serritella (4/6-5/14/10)

**LAST SALUKI TO THROW A COMPLETE GAME:**

Michael Baird at Evansville (4/27/18)

**LAST SALUKI TO THROW A COMPLETE GAME SHUTOUT:**

Dylan Givens (5 IP) vs. Bradley (5/19/18)

**LAST TIME THREE SALUKIS HOMERED IN A GAME:**

Jared Kengott, Alex Lyon and Nikola Vasic  
 vs. Indiana State in MVC Tourney (5/25/18)

**LAST TIME FOUR SALUKIS HOMERED IN A GAME:**

Parker Osborne, Cody Daily, Donny Duschinsky,  
 Ryan Casillas at Austin Peay (2/18/14)

**LAST TIME FIVE SALUKIS HOMERED IN A GAME:**

Hunter Anderson, Logan Blackfan, Will Farmer,  
 Greg Lambert and Ryan Sabo, at Belmont (2/28/17)

**LAST SALUKI TO HAVE A MULTI-HOME RUN GAME:**

Logan Blackfan (2) at #21 Tennessee Tech (4/21/18)

**LAST SALUKI PITCHER TO SAVE AN ENTIRE SERIES:**

Bryant George, 3 Saves, vs. Missouri State (4/27-4/29/07)

**LAST SALUKI WITH A WALK-OFF HIT:**

Logan Blackfan, RBI single bot. 12th vs. Evansville (5/24/18)

**LAST SALUKI WITH A WALK-OFF HOME RUN:**

Greg Lambert, 3-run HR bottom of 9th vs. Evansville (4/1/17)

**LAST TIME SALUKIS WON WITH BACK-TO-BACK WALK-OFF HITS:**

Logan Blackfan, sac fly, bottom 9th, vs. SEMO (3/2/16)  
 Dyllin Mucha, sac fly, bottom 11th, vs. Iowa (3/4/16)

**LAST SALUKI TO HIT A GRAND SLAM:**

Alex Lyon at Austin Peay (2/20/18)

**LAST SALUKI COMBINED 1-HITTER IN A 9-INNING GAME:**

at SEMO (3/6/18) - Brad Harrison (8 IP) and Trey McDaniel (1 IP)

**TEAM SINGLE-SEASON RECORDS**

| HITTING             | Year            |
|---------------------|-----------------|
| Games               | .64 1989, 1991  |
| At-Bats             | .2112 1990      |
| Runs                | .480 1990       |
| Hits                | .692 1990       |
| Doubles             | .125 1990, 2012 |
| Triples             | .35 1968        |
| Home Runs           | .75 1997        |
| Runs Batted In      | .426 1990       |
| Total Bases         | .979 1990       |
| Slugging Percentage | .517 1976       |
| Walks               | .338 1980       |
| Hit by Pitches      | .69 1994        |
| Strikeouts          | .466 2018       |
| On-Base Percentage  | .446 1976       |
| Stolen Bases        | .139 1971       |

**PITCHING** ..... **YEAR**

|                     |       |            |
|---------------------|-------|------------|
| Lowest ERA          | 1.37  | 1972       |
| Highest ERA         | 6.77  | 1998       |
| Best Winning Pct.   | .860  | 1973       |
| Lowest Winning Pct. | .207  | 2015       |
| Saves               | .17   | 2007, 2017 |
| Complete Games      | .27   | 1987       |
| Shutouts            | .13   | 1972       |
| Innings             | 552.2 | 1990       |
| Most Hits Allowed   | .627  | 1998       |
| Fewest Hits Allowed | .111  | 1958       |
| Most Runs Allowed   | .416  | 1998       |
| Fewest Runs Allowed | .53   | 1958       |
| Most Walks          | .298  | 1989       |
| Fewest Walks        | .45   | 1958       |
| Most Strikeouts     | .430  | 2005       |
| Fewest Strikeouts   | .65   | 1958       |
| Most HR Allowed     | .69   | 1997       |
| Wild Pitches        | .60   | 2004       |
| Balks               | .18   | 2003       |
| Hit Batsmen         | .64   | 2015       |

**FIELDING** ..... **Year**

|                    |      |      |
|--------------------|------|------|
| Fewest Errors      | .31  | 1954 |
| Best Fielding Pct. | .972 | 2016 |
| Double Plays       | .72  | 2003 |

**OTHER SEASON RECORDS**

|                           |                                     |               |
|---------------------------|-------------------------------------|---------------|
| Most Wins                 | 50                                  | 1974          |
| Most Losses               | 46                                  | 2015          |
| Fewest Wins (since '66)   | 12                                  | 2015          |
| Fewest Losses (since '66) | 6                                   | 1973          |
| 40-Win Seasons            | 4                                   |               |
| .....                     | 43-9                                | 1971          |
| .....                     | 41-12                               | 1977          |
| .....                     | 40-22                               | 1988          |
| .....                     | 49-14                               | 1990          |
| 50-Win Seasons            | 1                                   | (1974: 50-12) |
| Longest Win Streak        | 19                                  | 1973          |
| Longest Losing Streak     | 12                                  | 1985, 2004    |
| Most MVC Wins             | 18                                  | 1996          |
| Most MVC Losses           | 22                                  | 1999          |
| Fewest MVC Wins           |                                     |               |
| .....                     | (min. 20 league games)              | 4             |
| (2014)                    |                                     |               |
| Fewest MVC Losses         |                                     |               |
| .....                     | (min. 20 league games)              | 6 (1990)      |
| Longest MVC Win Streak    | 8                                   |               |
| .....                     | last 2 games of 2002, first 6 games |               |
| of 2003                   |                                     |               |
| Longest MVC Losing Streak | 15                                  | 1999          |

**TEAM GAME HIGHS**

|                  |                             |
|------------------|-----------------------------|
| Most Home Runs   | 8, vs. Ball State (1969)    |
| Most Runs        | 26, vs. Morehead St. (1970) |
| .....            | Murray St. (1988)           |
| Most Runs by Opp | 29, vs. Evansville (1996)   |

## TEAM RECORDS

### FREE-BASE RATE (OFFENSE)

|    | <u>Year</u> | <u>Walks</u> | <u>HBP</u> | <u>Games</u> | <u>Avg/G</u> |
|----|-------------|--------------|------------|--------------|--------------|
| 1. | 1980        | 338          | 24         | 50           | 7.16         |
| 2. | 1979        | 232          | 24         | 47           | 5.45         |
| 3. | 1997        | 238          | 48         | 55           | 5.20         |
| 4. | 2018        | 256          | 45         | 58           | 5.19         |
| 5. | 1994        | 204          | 69         | 53           | 5.151        |
| 6. | 1976        | 253          | 25         | 54           | 5.148        |

### YEAR-BY-YEAR OVERALL RECORD AND CONFERENCE REGULAR-SEASON FINISH

| <u>Year</u> | <u>Overall</u> | <u>MVC</u> | <u>Finish</u> |
|-------------|----------------|------------|---------------|
| 1975        | 36-13-1        | N/A        | 1st           |
| 1976        | 39-14-1        | N/A        | 1st           |
| 1977        | 41-12          | N/A        | 1st           |
| 1978        | 37-14          | N/A        | 1st           |
| 1979        | 37-10          | N/A        | 3rd           |
| 1980        | 34-16          | N/A        | 2nd           |
| 1981        | 30-17          | 7-3        | 1st (East)    |
| 1982        | 32-20          | 8-8        | 2nd (East)    |
| 1983        | 23-18          | 4-2        | 2nd (East)    |
| 1984        | 20-22          | 9-4        | 1st           |
| 1985        | 28-29          | 5-15       | 6th           |
| 1986        | 39-22          | 13-7       | 1st           |
| 1987        | 36-21          | 10-10      | 4th           |
| 1988        | 40-22          | 11-9       | 3rd           |
| 1989        | 26-38          | 6-14       | 6th           |
| 1990        | 47-12          | 14-6       | 1st           |
| 1991        | 27-36          | 6-18       | 6th           |
| 1992        | 18-31          | 6-13       | 7th           |
| 1993        | 22-29          | 5-15       | 7th           |
| 1994        | 27-26          | 9-10       | 5th           |
| 1995        | 21-30          | 8-21       | 9th           |
| 1996        | 29-26          | 18-12      | 3rd           |
| 1997        | 23-32          | 13-15      | 5th           |
| 1998        | 19-35          | 11-21      | 8th           |
| 1999        | 25-29          | 9-22       | 8th           |
| 2000        | 26-30          | 15-17      | 5th           |
| 2001        | 19-36          | 10-21      | 8th           |
| 2002        | 32-24          | 17-15      | 4th           |
| 2003        | 30-25          | 17-13      | 3rd           |
| 2004        | 27-32-1        | 15-16-1    | 4th           |
| 2005        | 38-21          | 15-9       | 3rd           |
| 2006        | 33-25          | 12-12      | 5th           |
| 2007        | 34-22          | 13-11      | t3rd          |
| 2008        | 34-23          | 12-12      | 5th           |
| 2009        | 24-28          | 11-9       | 5th           |
| 2010        | 28-29          | 10-10      | t3rd          |
| 2011        | 23-34          | 11-10      | 5th           |
| 2012        | 31-28          | 9-12       | 6th           |
| 2013        | 25-33          | 6-15       | 7th           |
| 2014        | 26-31          | 4-17       | 8th           |
| 2015        | 12-46          | 6-15       | 8th           |
| 2016        | 31-25-1        | 11-10      | 4th           |
| 2017        | 27-30          | 10-10      | 4th           |
| 2018        | 28-30          | 10-11      | 5th           |

Note: The MVC started tracking conference records in 1981.



AB

**PROGRAM HISTORY**

# E MARTIN FIELD

MIKE REIS PRESS BOX



**1977 COLLEGE WORLD SERIES TEAM**  
40-YEAR REUNION

## YEAR-BY-YEAR HITTING STATISTICS

| YEAR | GP | AVG.  | AB   | R   | H   | 2B  | 3B | HR | RBI | TB  | SLG% | BB  | HBP | SO  | GDP | OB%  | SF | SH | SB-ATT  | PO   | A   | E   | FLO% |
|------|----|-------|------|-----|-----|-----|----|----|-----|-----|------|-----|-----|-----|-----|------|----|----|---------|------|-----|-----|------|
| 1958 | 26 | .303  | 874  | 191 | 265 | 36  | 15 | 11 | 133 | -   | -    | 104 | -   | 49  | -   | -    | -  | 7  | 10      | -    | -   | -   | -    |
| 1959 | 36 | .305  | 1231 | 285 | 375 | 59  | 19 | 26 | 236 | -   | -    | 155 | -   | 129 | -   | -    | 38 | -  | 61      | -    | -   | -   | -    |
| 1960 | 32 | .242  | 1002 | 163 | 242 | 38  | 9  | 15 | 130 | -   | -    | 162 | -   | 160 | -   | -    | 22 | -  | 28      | 785  | 441 | 64  | 0.95 |
| 1961 | 38 | .298  | 1281 | 269 | 381 | 58  | 19 | 12 | 220 | -   | -    | 195 | -   | 177 | -   | -    | 23 | -  | 34      | 957  | 356 | 70  | .949 |
| 1962 | 32 | .237  | 1039 | 163 | 246 | 36  | 12 | 16 | 139 | -   | -    | 151 | -   | 134 | -   | -    | -  | 21 | 21      | 777  | 314 | 65  | .943 |
| 1963 | 26 | .274  | 862  | 146 | 236 | 37  | 14 | 12 | 120 | -   | -    | 77  | -   | 111 | -   | -    | -  | 20 | 25      | -    | -   | -   | -    |
| 1964 | 30 | .290  | 994  | 197 | 288 | 43  | 28 | 13 | 159 | -   | -    | 103 | -   | 135 | -   | -    | -  | 26 | 43      | 740  | 243 | 45  | -    |
| 1965 | 26 | .302  | 980  | 197 | 296 | 65  | 12 | 12 | 156 | -   | -    | 127 | -   | 116 | -   | -    | -  | 23 | 36      | 739  | 248 | 46  | -    |
| 1966 | 46 | .257  | 1463 | 249 | 376 | 54  | 26 | 18 | 193 | 536 | .366 | 196 | -   | 249 | -   | -    | -  | -  | 40      | 1094 | 420 | 82  | .949 |
| 1967 | 38 | .257  | 1112 | 211 | 286 | 41  | 9  | 29 | 174 | 432 | .388 | 179 | -   | 188 | -   | -    | -  | -  | 26      | 880  | 354 | 58  | .955 |
| 1968 | 51 | .263  | 1613 | 301 | 424 | 71  | 35 | 34 | 240 | 667 | .414 | 215 | -   | 398 | -   | -    | -  | -  | 48      | 1269 | 505 | 86  | .954 |
| 1969 | 46 | .298  | 1485 | 343 | 443 | 65  | 29 | 50 | 291 | 716 | .482 | 185 | -   | 276 | -   | -    | 33 | -  | 65      | 1118 | 439 | 66  | .959 |
| 1970 | 39 | .311  | 1316 | 287 | 409 | 76  | 16 | 24 | 237 | 589 | .448 | 173 | -   | 182 | -   | -    | 20 | 7  | 64      | 954  | 331 | 61  | .954 |
| 1971 | 52 | .316  | 1738 | 401 | 550 | 80  | 31 | 32 | 308 | -   | -    | 202 | -   | 267 | -   | -    | -  | 45 | 139     | 1270 | 495 | 92  | .952 |
| 1972 | 41 | .322% | 1292 | 283 | 416 | 51  | 21 | 28 | 246 | -   | -    | 196 | 8   | 143 | -   | -    | -  | 24 | 69      | 974  | 373 | 69  | -    |
| 1973 | 43 | .297  | 1300 | 281 | 386 | 60  | 14 | 28 | 235 | 558 | .429 | 198 | 14  | 234 | -   | -    | -  | -  | 102     | 1021 | 411 | 73  | .951 |
| 1974 | 62 | .310  | 1857 | 408 | 575 | 93  | 31 | 22 | 136 | 796 | .429 | 280 | 32  | 245 | -   | -    | -  | -  | 136     | 1460 | 548 | 73  | .964 |
| 1975 | 50 | .308  | 1532 | 332 | 472 | 69  | 17 | 33 | 288 | -   | -    | 228 | 17  | 188 | -   | -    | -  | -  | 120     | 1174 | 495 | 55  | .968 |
| 1976 | 54 | .355  | 1703 | 439 | 605 | 78  | 33 | 44 | 374 | 881 | .517 | 253 | 25  | 163 | -   | -    | -  | -  | 123     | 1209 | 350 | 79  | .957 |
| 1977 | 53 | .293  | 1626 | 325 | 476 | 74  | 21 | 37 | 284 | 703 | .432 | 195 | 15  | 233 | 26  | .446 | -  | -  | 88-112  | 1264 | 579 | 56  | .971 |
| 1978 | 51 | .296  | 1560 | 324 | 462 | 70  | 12 | 50 | 284 | 706 | .453 | 215 | 12  | 263 | 33  | -    | -  | -  | 79-97   | 1189 | 537 | 67  | .963 |
| 1979 | 47 | .289  | 1396 | 308 | 403 | 72  | 23 | 34 | 259 | 623 | .446 | 232 | 24  | 223 | 19  | -    | -  | -  | 74-95   | 1082 | 478 | 57  | .965 |
| 1980 | 50 | .302  | 1516 | 389 | 458 | 68  | 21 | 57 | 339 | 739 | .487 | 338 | 20  | 259 | 43  | .432 | 17 | 18 | 74-96   | 1152 | 525 | 70  | .960 |
| 1981 | 47 | .286  | 1426 | 270 | 408 | 64  | 22 | 20 | 236 | 576 | .404 | 221 | 15  | 246 | 44  | -    | -  | -  | 119-129 | 1095 | 509 | 89  | .947 |
| 1982 | 52 | .276  | 1491 | 281 | 413 | 68  | 25 | 22 | 225 | 597 | .400 | 232 | 10  | 184 | -   | .374 | 17 | 22 | 127     | 1216 | 478 | 71  | .960 |
| 1983 | 41 | .304  | 1278 | 280 | 388 | 76  | 11 | 27 | 249 | 567 | .444 | 179 | 25  | 147 | 28  | .397 | 9  | 18 | 42-51   | 918  | 454 | 69  | .952 |
| 1984 | 42 | .265  | 1213 | 213 | 321 | 56  | 9  | 18 | 183 | 449 | .370 | 169 | 24  | 191 | 30  | .363 | 11 | 28 | 33-51   | 935  | 398 | 62  | .956 |
| 1985 | 57 | .297  | 1658 | 344 | 492 | 91  | 21 | 43 | 306 | 754 | .455 | 261 | 13  | 222 | 37  | .391 | 26 | 15 | 93-115  | 1240 | 532 | 88  | .953 |
| 1986 | 63 | .316  | 1928 | 426 | 610 | 110 | 30 | 55 | 390 | 945 | .490 | 271 | 20  | 263 | 39  | .402 | 21 | 34 | 81-103  | 1449 | 653 | 105 | .952 |
| 1987 | 57 | .312  | 1830 | 372 | 571 | 89  | 12 | 34 | 330 | 786 | .430 | 217 | 37  | 245 | 41  | .393 | 16 | 33 | 92-109  | 1345 | 596 | 64  | .968 |
| 1988 | 62 | .319  | 1913 | 418 | 612 | 101 | 19 | 41 | 368 | 874 | .457 | 249 | 26  | 205 | 64  | .400 | 30 | 29 | 104-121 | 1442 | 604 | 66  | .969 |
| 1989 | 64 | .297  | 2044 | 340 | 608 | 101 | 13 | 25 | 290 | 810 | .396 | 251 | 31  | 268 | 60  | .380 | 15 | 29 | 53-68   | 1492 | 669 | 116 | .949 |
| 1990 | 63 | .328  | 2112 | 480 | 692 | 125 | 21 | 40 | 426 | 979 | .416 | 257 | 35  | 271 | 52  | .404 | 31 | 48 | 70-90   | 1568 | 689 | 68  | .971 |
| 1991 | 64 | .277  | 1952 | 313 | 541 | 104 | 14 | 29 | 262 | 760 | .389 | 229 | 44  | 350 | 47  | .366 | 19 | 30 | 109-157 | 1529 | 634 | 105 | .954 |
| 1992 | 49 | .263  | 1562 | 228 | 411 | 83  | 9  | 23 | 196 | 581 | .372 | 172 | 39  | 268 | 43  | .352 | 13 | 15 | 68-104  | 1245 | 519 | 69  | .962 |
| 1993 | 51 | .273  | 1683 | 268 | 459 | 97  | 12 | 28 | 242 | 664 | .395 | 168 | 45  | 289 | -   | .350 | -  | -  | 54-77   | 1302 | 627 | 91  | .955 |
| 1994 | 53 | .295  | 1818 | 350 | 537 | 103 | 15 | 31 | 308 | 763 | .420 | 204 | 69  | 299 | 64  | .382 | 29 | 26 | 68-105  | 1409 | 591 | 93  | .956 |
| 1995 | 51 | .301  | 1758 | 323 | 539 | 106 | 18 | 32 | 285 | 777 | .442 | 188 | 39  | 317 | 29  | .383 | 14 | 28 | 70-106  | 1299 | 576 | 94  | .952 |
| 1996 | 55 | .307  | 1865 | 356 | 572 | 113 | 12 | 50 | 330 | 859 | .461 | 213 | 38  | 328 | 43  | .387 | 10 | 35 | 51-76   | 1382 | 656 | 84  | .960 |
| 1997 | 55 | .298  | 1873 | 379 | 559 | 111 | 16 | 75 | 353 | 927 | .495 | 238 | 48  | 417 | 51  | .387 | 23 | 25 | 39-75   | 1385 | 629 | 108 | .949 |
| 1998 | 54 | .310  | 1822 | 353 | 564 | 111 | 14 | 73 | 329 | 922 | .506 | 183 | 31  | 377 | 45  | .378 | 22 | 27 | 47-67   | 1312 | 570 | 94  | .952 |
| 1999 | 54 | .308  | 1898 | 325 | 585 | 111 | 16 | 35 | 293 | 833 | .439 | 197 | 35  | 333 | 51  | .379 | 26 | 26 | 61-81   | 1405 | 552 | 97  | .953 |
| 2000 | 56 | .294  | 1857 | 318 | 546 | 109 | 11 | 37 | 287 | 788 | .424 | 204 | 25  | 382 | 40  | .367 | 25 | 37 | 45-74   | 1389 | 610 | 96  | .954 |
| 2001 | 55 | .270  | 1850 | 274 | 500 | 88  | 9  | 24 | 244 | 678 | .366 | 197 | 37  | 412 | 28  | .349 | 17 | 45 | 45-75   | 1402 | 667 | 84  | .961 |
| 2002 | 56 | .292  | 1901 | 332 | 556 | 99  | 11 | 42 | 296 | 803 | .422 | 148 | 34  | 356 | 22  | .349 | 29 | 38 | 37-51   | 1422 | 596 | 64  | .969 |
| 2003 | 55 | .289  | 1800 | 286 | 520 | 91  | 10 | 41 | 256 | 754 | .419 | 166 | 41  | 353 | 45  | .359 | 19 | 58 | 29-46   | 1382 | 636 | 82  | .961 |
| 2004 | 60 | .267  | 1981 | 289 | 529 | 97  | 10 | 30 | 252 | 736 | .372 | 152 | 38  | 391 | 33  | .327 | 28 | 44 | 48-66   | 1524 | 699 | 95  | .959 |
| 2005 | 59 | .291  | 2044 | 368 | 594 | 122 | 18 | 30 | 327 | 842 | .412 | 184 | 53  | 327 | 33  | .360 | 26 | 50 | 57-82   | 1559 | 678 | 100 | .957 |
| 2006 | 58 | .284  | 1984 | 371 | 564 | 83  | 8  | 30 | 311 | 753 | .380 | 219 | 51  | 340 | 36  | .366 | 24 | 63 | 67-77   | 1529 | 642 | 121 | .947 |
| 2007 | 56 | .289  | 1945 | 322 | 563 | 101 | 7  | 16 | 289 | 726 | .373 | 211 | 42  | 314 | 32  | .367 | 25 | 48 | 51-69   | 1486 | 659 | 97  | .957 |
| 2008 | 57 | .294  | 1984 | 328 | 583 | 100 | 6  | 25 | 291 | 770 | .338 | 230 | 52  | 328 | 55  | .379 | 16 | 58 | 31-46   | 1527 | 656 | 77  | .966 |
| 2009 | 52 | .286  | 1813 | 285 | 519 | 88  | 10 | 35 | 262 | 732 | .404 | 158 | 27  | 302 | 43  | .348 | 23 | 41 | 17-32   | 1363 | 609 | 59  | .971 |
| 2010 | 57 | .308  | 2075 | 398 | 640 | 108 | 8  | 52 | 369 | 920 | .443 | 224 | 39  | 375 | 50  | .382 | 27 | 31 | 38-46   | 1526 | 605 | 93  | .958 |
| 2011 | 57 | .270  | 1958 | 276 | 529 | 107 | 9  | 21 | 254 | 717 | .336 | 183 | 42  | 347 | 39  | .341 | 28 | 36 | 23-40   | 1479 | 471 | 79  | .961 |
| 2012 | 59 | .294  | 2077 | 378 | 610 | 125 | 10 | 50 | 342 | 905 | .436 | 232 | 32  | 428 | 18  | .368 | 31 | 31 | 51-63   | 1569 | 550 | 109 | .951 |
| 2013 | 58 | .274  | 2013 | 288 | 552 | 99  | 6  | 24 | 259 | 735 | .365 | 218 | 47  | 341 | 36  | .355 | 24 | 32 | 40-55   | 1530 | 597 | 80  | .964 |
| 2014 | 57 | .253  | 1989 | 247 | 504 | 91  | 11 | 19 | 218 | 674 | .339 | 241 | 42  | 366 | 38  | .343 | 22 | 37 | 35-49   | 1573 | 611 | 72  | .968 |
| 2015 | 58 | .249  | 1969 | 221 | 491 | 80  | 7  | 14 | 185 | 627 | .318 | 167 | 44  | 423 | 34  | .321 | 8  | 36 | 19-36   | 1490 | 605 | 66  | .969 |
| 2016 | 57 | .268  | 1927 | 272 | 516 | 101 | 12 | 28 | 252 | 725 | .376 | 194 | 43  | 350 | 36  | .345 | 17 | 34 | 38-55   | 1529 | 648 | 63  | .972 |
| 2017 | 57 | .262  | 1933 | 301 | 506 | 111 | 15 | 34 | 254 | 749 | .387 | 204 | 42  | 420 | 35  | .342 | 17 | 16 | 100-130 | 1506 | 555 | 67  | .969 |
| 2018 | 58 | .268  | 1949 | 329 | 523 | 85  | 13 | 41 | 292 | 757 | .388 | 256 | 45  | 466 | 35  | .361 | 31 | 19 | 131-163 | 1526 | 579 | 77  | .965 |

% NCAA Statistical Champion

## YEAR-BY-YEAR OPPONENT HITTING STATISTICS

| YEAR | GP | AVG.                    | AB   | R   | H   | 2B  | 3B | HR | RBI | TB   | SLG% | BB  | HBP | SO  | GDP | OB%  | SF | SH | SB-ATT | PO   | A   | E   | FLO% |
|------|----|-------------------------|------|-----|-----|-----|----|----|-----|------|------|-----|-----|-----|-----|------|----|----|--------|------|-----|-----|------|
| 1959 | 36 | .209                    | 1105 | 146 | 232 | 20  | 17 | 21 | 121 | -    | -    | 169 |     | 254 | -   | -    | 16 | -  | 10     | -    | -   | -   | -    |
| 1960 | 32 | .223                    | 948  | 153 | 211 | 25  | 12 | 25 | 130 | -    | -    | 199 |     | 219 | -   | -    | 25 | -  | 22     | 789  | 339 | 77  | .936 |
| 1961 | 38 | .225                    | 1281 | 161 | 274 | 34  | 12 | 11 | 125 | -    | -    | 170 |     | 249 | -   | -    | 19 | -  | 11     | 944  | 325 | 79  | .941 |
| 1962 | 32 | .218                    | 1020 | 135 | 222 | 15  | 8  | 9  | 106 | -    | -    | 120 |     | 179 | -   | -    | -  | 15 | 30     | 998  | 365 | 59  | .959 |
| 1963 | 26 | No Statistics Available |      |     |     |     |    |    |     |      |      |     |     |     |     |      |    |    |        |      |     |     |      |
| 1964 | 30 | .203                    | 907  | 103 | 184 | 23  | 11 | 6  | 77  | -    | -    | 153 |     | 232 | -   | -    | -  | 7  | 14     | 732  | 241 | 68  | -    |
| 1965 | 26 | .215                    | 923  | 100 | 198 | 28  | 8  | 5  | 76  | -    | -    | 130 |     | 198 | -   | -    | -  | 10 | 12     | 714  | 294 | 75  | -    |
| 1966 | 46 | .203                    | 1345 | 154 | 273 | 35  | 14 | 12 | 113 | 360  | .268 | 126 | -   | 334 | -   | -    | -  | -  | 25     | 1101 | 439 | 133 | -    |
| 1967 | 38 | .203                    | 1052 | 97  | 214 | 26  | 7  | 12 | 76  | 278  | .264 | 134 | -   | 243 | -   | -    | -  | -  | 21     | 857  | 304 | 71  | -    |
| 1968 | 51 | .219                    | 1576 | 181 | 345 | 45  | 11 | 11 | 132 | 445  | .282 | 171 | -   | 335 | -   | -    | -  | -  | 28     | 1244 | 458 | 108 | .940 |
| 1969 | 46 | -                       | -    | 105 | 269 | -   | -  | -  | -   | -    | -    | 148 | 19  | 319 | -   | -    | -  | -  | -      | -    | -   | -   | -    |
| 1970 | 39 | .209                    | 1182 | 119 | 247 | 28  | 5  | 11 | 98  | 318  | .269 | 143 | -   | 308 | -   | -    | 3  | 11 | 15     | 924  | 318 | 105 | .922 |
| 1971 | 52 | .239                    | 1635 | 196 | 395 | 32  | 13 | 23 | 166 | -    | -    | 188 | -   | 307 | -   | -    | -  | 36 | 24     | 1234 | 520 | 167 | .911 |
| 1972 | 41 | .186                    | 1150 | 78  | 214 | 63  | 5  | 7  | 63  | -    | -    | 107 | 11  | 279 | -   | -    | -  | 14 | 25     | -    | 907 | 71  | -    |
| 1973 | 43 | .209                    | 1257 | 108 | 263 | 41  | 2  | 3  | 107 | 317  | .252 | 161 | 3   | 269 | -   | -    | -  | -  | 17     | 957  | 402 | 76  | -    |
| 1974 | 62 | .203                    | 1738 | 182 | 352 | 69  | 11 | 14 | 156 | 485  | .279 | 211 | 8   | 418 | -   | -    | -  | -  | 46     | 1404 | 558 | 112 | .943 |
| 1975 | 50 | .242                    | 1471 | 203 | 356 | 58  | 10 | 26 | 158 | -    | -    | 192 | 10  | 249 | -   | -    | -  | 37 | 37     | 1065 | 462 | 87  | .946 |
| 1976 | 54 | .243                    | 1753 | 245 | 429 | 55  | 13 | 19 | 203 | 567  | .323 | 225 | 5   | 291 | -   | -    | -  | -  | 51     | 1196 | 543 | 104 | .944 |
| 1977 | 53 | .238                    | 1567 | 175 | 373 | 52  | 17 | 23 | 148 | 528  | .337 | 184 | 13  | 292 | 45  | -    | -  | -  | 27-41  | 1230 | 481 | 106 | .942 |
| 1978 | 51 | .223                    | 1460 | 164 | 325 | 37  | 10 | 25 | 130 | 457  | .313 | 185 | 10  | 290 | 36  | -    | -  | -  | 40-71  | 1159 | 462 | 95  | .945 |
| 1979 | 47 | .218                    | 1314 | 140 | 287 | 42  | 5  | 20 | 123 | 399  | .304 | 162 | 9   | 233 | 45  | -    | -  | -  | 16-42  | 1033 | 376 | 74  | .950 |
| 1980 | 50 | .254                    | 1450 | 201 | 369 | 51  | 5  | 52 | 178 | 586  | .404 | 188 | 10  | 191 | 35  | .341 | 15 | 18 | 17-46  | 1117 | 476 | 80  | .952 |
| 1981 | 47 | .257                    | 1427 | 231 | 367 | 56  | 6  | 30 | 205 | 525  | .368 | 8   | 8   | 206 | 40  | -    | -  | -  | 19-37  | 1083 | 490 | 111 | .934 |
| 1982 | 52 | .232                    | 1464 | 218 | 339 | 65  | 12 | 24 | 166 | 500  | .342 | 199 | -   | 208 | -   | -    | 11 | 6  | 30     | 1190 | 402 | 67  | .959 |
| 1983 | 41 | .292                    | 1254 | 241 | 366 | 57  | 13 | 29 | 212 | 527  | .420 | 196 | 8   | 184 | 31  | .386 | 17 | 12 | 32-57  | 919  | 434 | 72  | .949 |
| 1984 | 42 | .279                    | 1242 | 215 | 347 | 54  | 11 | 28 | 202 | 507  | .408 | 176 | 13  | 223 | 24  | .372 | 10 | 15 | 46-71  | 931  | 398 | 70  | .950 |
| 1985 | 57 | .268                    | 1628 | 261 | 437 | 75  | 18 | 30 | 220 | 638  | .392 | 206 | 16  | 265 | 40  | .354 | 14 | 12 | 71-96  | 1236 | 569 | 81  | .957 |
| 1986 | 63 | .281                    | 1938 | 328 | 544 | 88  | 8  | 48 | 298 | 794  | .410 | 212 | 14  | 332 | 39  | .353 | 15 | 21 | 59-79  | 1409 | 601 | 83  | .960 |
| 1987 | 57 | .281                    | 1771 | 238 | 497 | 80  | 2  | 35 | 214 | 686  | .387 | 157 | 6   | 262 | 47  | .337 | 22 | 13 | 46-74  | 1312 | 553 | 108 | .945 |
| 1988 | 62 | .272                    | 1849 | 277 | 503 | 102 | 11 | 34 | 247 | 729  | .394 | 227 | 19  | 326 | 51  | .354 | 22 | 20 | 52-71  | 1402 | 625 | 97  | .954 |
| 1989 | 64 | .285                    | 1989 | 397 | 567 | 116 | 19 | 31 | 348 | 814  | .409 | 298 | 33  | 253 | 50  | .383 | 25 | 29 | 68-90  | 1513 | 613 | 110 | .951 |
| 1990 | 63 | .265                    | 2112 | 253 | 517 | 94  | 14 | 26 | 229 | 718  | .340 | 232 | 17  | 239 | 66  | .322 | 18 | 29 | 39-68  | 1505 | 682 | 115 | .950 |
| 1991 | 64 | .276                    | 2038 | 355 | 562 | 98  | 17 | 39 | 295 | 811  | .389 | 229 | 44  | 350 | 50  | .355 | 21 | 26 | 57-95  | 1529 | 622 | 79  | .964 |
| 1992 | 49 | .319                    | 1686 | 341 | 538 | 93  | 21 | 36 | 305 | 781  | .463 | 196 | 19  | 263 | 37  | .352 | 24 | 18 | 54-80  | 1260 | 576 | 77  | .960 |
| 1993 | 51 | .301                    | 1727 | 320 | 520 | 87  | 9  | 32 | 278 | 721  | .417 | 207 | 39  | 257 | -   | .350 | -  | -  | 45-85  | 1302 | 627 | 85  | .957 |
| 1994 | 53 | .299                    | 1886 | 346 | 563 | 114 | 13 | 41 | 306 | 826  | .438 | 196 | 24  | 277 | 57  | .368 | 23 | 28 | 68-105 | 1414 | 636 | 81  | .962 |
| 1995 | 51 | .330                    | 1792 | 398 | 597 | 105 | 10 | 42 | 353 | 848  | .473 | 222 | 37  | 248 | 44  | .409 | 26 | 25 | 48-81  | 1313 | 516 | 87  | .955 |
| 1996 | 55 | .321                    | 1865 | 356 | 572 | 147 | 21 | 52 | 356 | 917  | .492 | 215 | 51  | 318 | 56  | .402 | 16 | 33 | 34-68  | 1382 | 582 | 85  | .959 |
| 1997 | 55 | .308                    | 1873 | 379 | 559 | 111 | 16 | 75 | 353 | 927  | .495 | 180 | 41  | 292 | 47  | .375 | 15 | 24 | 39-75  | 1413 | 583 | 78  | .962 |
| 1998 | 54 | .335                    | 1869 | 416 | 627 | 151 | 21 | 68 | 380 | 1024 | .548 | 177 | 31  | 311 | 52  | .398 | 23 | 26 | 50-73  | 1346 | 538 | 72  | .963 |
| 1999 | 54 | .277                    | 1850 | 325 | 512 | 95  | 16 | 65 | 283 | 834  | .451 | 177 | 34  | 374 | 41  | .348 | 16 | 27 | 47-72  | 1418 | 603 | 90  | .957 |
| 2000 | 56 | .325                    | 1979 | 398 | 643 | 147 | 23 | 62 | 364 | 1022 | .516 | 139 | 37  | 296 | 34  | .376 | 21 | 26 | 70-97  | 1402 | 559 | 87  | .958 |
| 2001 | 55 | .311                    | 1908 | 380 | 593 | 113 | 17 | 55 | -   | 905  | .474 | 189 | 46  | 305 | 58  | -    | 14 | 27 | 56-86  | -    | -   | -   | -    |
| 2002 | 56 | .277                    | 1857 | 304 | 514 | 92  | 13 | 33 | 273 | 731  | .394 | 202 | 57  | 312 | 40  | .363 | 13 | 23 | 54-84  | 1406 | 546 | 91  | .955 |
| 2003 | 55 | .282                    | 1800 | 299 | 510 | 118 | 10 | 34 | 258 | 750  | .415 | 178 | 49  | 261 | 58  | .360 | 13 | 34 | 45-69  | 1382 | 585 | 66  | .968 |
| 2004 | 60 | .288                    | 2001 | 339 | 576 | 122 | 11 | 25 | 191 | 795  | .397 | 204 | 59  | 342 | 59  | .367 | 24 | 46 | 75-97  | 1536 | 618 | 82  | .963 |
| 2005 | 59 | .247                    | 1982 | 252 | 490 | 78  | 9  | 26 | 220 | 664  | .335 | 194 | 59  | 430 | 39  | .329 | 22 | 33 | 56-81  | 1531 | 652 | 109 | .952 |
| 2006 | 58 | .287                    | 2028 | 347 | 582 | 92  | 11 | 27 | 298 | 777  | .383 | 207 | 54  | 362 | 44  | .364 | 27 | 52 | 60-86  | 1507 | 604 | 107 | .952 |
| 2007 | 56 | .282                    | 1963 | 306 | 553 | 95  | 10 | 31 | 276 | 761  | .388 | 156 | 63  | 338 | 46  | .351 | 15 | 43 | 50-79  | 1453 | 693 | 102 | .955 |
| 2008 | 57 | .286                    | 1981 | 309 | 567 | 81  | 4  | 31 | 276 | 749  | .378 | 189 | 63  | 341 | 35  | .363 | 26 | 53 | 62-84  | 1500 | 652 | 88  | .961 |
| 2009 | 52 | .291                    | 1767 | 290 | 514 | 94  | 13 | 37 | 261 | 745  | .422 | 183 | 49  | 288 | 45  | .368 | 28 | 35 | 30-62  | 1369 | 609 | 80  | .961 |
| 2010 | 57 | .326                    | 2149 | 452 | 701 | 119 | 10 | 53 | 406 | 999  | .465 | 224 | 56  | 362 | 42  | .400 | 24 | 39 | 56-76  | 1522 | 633 | 74  | .967 |
| 2011 | 57 | .286                    | 1968 | 302 | 562 | 90  | 9  | 35 | 276 | 775  | .394 | 173 | 41  | 335 | 32  | .350 | 32 | 33 | 65-82  | 1514 | 583 | 75  | .965 |
| 2012 | 59 | .275                    | 2075 | 354 | 571 | 90  | 9  | 40 | 306 | 799  | .385 | 188 | 43  | 409 | 17  | .343 | 29 | 42 | 86-112 | 1561 | 597 | 70  | .969 |
| 2013 | 58 | .262                    | 1942 | 306 | 508 | 88  | 10 | 16 | 276 | 664  | .342 | 247 | 52  | 338 | 35  | .356 | 23 | 52 | 65-82  | 1554 | 620 | 71  | .968 |
| 2014 | 57 | .239                    | 1938 | 249 | 463 | 70  | 8  | 32 | 228 | 645  | .333 | 256 | 53  | 376 | 47  | .341 | 16 | 36 | 65-92  | 1578 | 646 | 68  | .970 |
| 2015 | 58 | .303                    | 1943 | 392 | 588 | 135 | 15 | 35 | 360 | 858  | .442 | 272 | 64  | 339 | 50  | .401 | 27 | 38 | 43-68  | 1548 | 642 | 71  | .969 |
| 2016 | 57 | .255                    | 1911 | 241 | 487 | 95  | 8  | 36 | 217 | 706  | .369 | 206 | 60  | 343 | 44  | .343 | 18 | 31 | 42-66  | 1508 | 577 | 58  | .973 |
| 2017 | 57 | .265                    | 1921 | 345 | 510 | 115 | 11 | 43 | 305 | 776  | .404 | 275 | 37  | 421 | 36  | .364 | 24 | 34 | 56-73  | 1505 | 546 | 74  | .965 |
| 2018 | 58 | .265                    | 2002 | 340 | 531 | 102 | 9  | 60 | 315 | 831  | .415 | 224 | 33  | 394 | 40  | .347 | 13 | 35 | 55-68  | 1531 | 547 | 74  | .966 |

## YEAR-BY-YEAR PITCHING STATISTICS

| YEAR | ERA  | W-L    | APP | GS | CG | SHD | SV | IP    | H   | R   | ER  | BB  | SO  | 2B  | 3B | HR | B/AVG | WP | HBP | BK | SFA | SHA |
|------|------|--------|-----|----|----|-----|----|-------|-----|-----|-----|-----|-----|-----|----|----|-------|----|-----|----|-----|-----|
| 1958 | -    | 18-8   | 26  | 26 | -  | -   | -  | -     | -   | -   | -   | -   | -   | -   | -  | -  | -     | -  | -   | -  | -   | -   |
| 1959 | 3.21 | 27-9   | 36  | 36 | -  | -   | -  | 300.0 | 231 | 146 | 109 | 169 | 254 | 20  | 17 | 21 | .209  | -  | 20  | -  | -   | -   |
| 1960 | 4.08 | 18-14  | -   | -  | 7  | -   | -  | 263.0 | 211 | 153 | 120 | 197 | 219 | 25  | 12 | 12 | .223  | -  | 16  | -  | -   | -   |
| 1961 | 3.20 | 26-8-2 | 38  | 38 | 12 | 4   | -  | 321.0 | 274 | 161 | 114 | 164 | 249 | 34  | 12 | 11 | .225  | -  | 6   | -  | -   | -   |
| 1962 | 4.20 | 18-14  | 32  | 32 | 15 | 5   | -  | 274.1 | 222 | 135 | 119 | 120 | 179 | 16  | 8  | 9  | .218  | -  | -   | -  | -   | -   |
| 1963 | 3.28 | 15-11  | 26  | 26 | 17 | 2   | -  | 217.0 | 165 | 106 | 79  | 105 | 175 | -   | -  | -  | -     | 6  | 7   | -  | -   | -   |
| 1964 | 3.02 | 24-7   | 31  | 31 | -  | 3   | -  | 247.2 | 184 | 103 | 83  | 153 | 232 | 23  | 11 | 6  | .203  | -  | -   | -  | -   | -   |
| 1965 | 2.59 | 27-19  | 83  | 46 | 22 | -   | -  | 375.2 | 273 | 154 | 108 | 126 | 334 | -   | -  | -  | -     | 11 | 9   | -  | -   | -   |
| 1966 |      |        | 43  | 43 |    |     |    | 265.2 | 273 | 154 | 108 | 126 | 334 | 35  | 14 | 12 | .203  | -  | -   | -  | -   | -   |
| 1967 | 2.36 | 29-8   | 65  | 38 | 17 | -   | -  | 293.1 | 214 | 97  | 781 | 135 | 243 | -   | -  | -  | -     | 14 | 3   | -  | -   | -   |
| 1968 | 2.55 | 37-14  | 108 | 51 | 22 | -   | -  | 423   | 345 | 181 | 120 | 171 | 335 | -   | -  | -  | -     | 33 | 22  | -  | -   | -   |
| 1969 | 1.81 | 36-9   | 98  | 46 | 18 | -   | -  | 372.2 | 269 | 105 | 75  | 148 | 319 | -   | -  | -  | -     | 22 | 19  | -  | -   | -   |
| 1970 | 2.43 | 31-8   | 80  | 39 | 14 | -   | -  | 318   | 247 | 119 | 86  | 143 | 308 | -   | -  | -  | -     | 18 | 11  | -  | -   | -   |
| 1971 | 3.06 | 43-9   | -   | 52 | -  | -   | -  | 429   | 395 | 196 | 146 | 188 | 307 | -   | -  | -  | -     | 24 | 2   | -  | 14  | 2   |
| 1972 | 1.49 | 32-8   | -   | 41 | -  | -   | -  | 321.2 | 214 | 78  | 49  | 120 | 279 | -   | -  | -  | -     | 13 | 11  | -  | 17  | 13  |
| 1973 | 1.96 | 37-6   | 43  | 43 | 18 | 5   | 10 | 340.1 | 263 | 108 | 74  | 161 | 269 | 41  | 2  | 3  | .209  | 15 | 5   | 3  | -   | -   |
| 1974 | 2.60 | 50-12  | 62  | 62 | 22 | 9   | -  | 474.2 | 352 | 182 | 137 | 211 | 418 | 69  | 11 | 14 | .203  | 14 | 8   | 1  | -   | -   |
| 1975 | 3.20 | 36-13  | 50  | 50 | 18 | -   | 8  | 394.1 | 356 | 203 | 140 | 192 | 240 | 58  | 10 | 26 | .242  | 14 | 10  | -  | -   | 17  |
| 1976 | 3.92 | 39-14  | 54  | 54 | 16 | 4   | -  | 413.2 | 429 | 245 | 180 | 225 | 291 | 55  | 13 | 19 | .243  | 13 | 6   | -  | -   | -   |
| 1977 | 3.14 | 41-12  | 53  | 53 | 19 | 5   | 11 | 421.1 | 373 | 175 | 147 | 184 | 292 | 52  | 17 | 23 | .238  | 24 | 13  | 4  | -   | -   |
| 1978 | 3.00 | 37-14  | 51  | 51 | 26 | 6   | 5  | 396.1 | 325 | 164 | 132 | 185 | 290 | 37  | 10 | 25 | .223  | 18 | 10  | 2  | -   | -   |
| 1979 | 2.71 | 37-10  | 47  | 47 | 24 | 10  | 7  | 360.2 | 287 | 140 | 109 | 162 | 233 | 42  | 5  | 20 | .218  | 18 | 9   | 4  | -   | -   |
| 1980 | 3.94 | 34-16  | 50  | 50 | 22 | 4   | 5  | 385.0 | 369 | 201 | 168 | 188 | 189 | 51  | 5  | 52 | .254  | 15 | 10  | 5  | 15  | 18  |
| 1981 | 4.36 | 30-17  | 47  | 47 | 13 | 2   | 8  | 365.0 | 367 | 231 | 177 | 191 | 206 | 56  | 6  | 30 | .257  | 24 | 8   | 6  | -   | -   |
| 1982 | 4.05 | 32-20  | 52  | 52 | 23 | 1   | -  | 384.0 | 338 | 218 | 173 | 199 | 208 | 65  | 12 | 24 | .232  | 19 | 5   | 0  | 11  | 6   |
| 1983 | 5.59 | 23-18  | 41  | 41 | 16 | 1   | 3  | 306.0 | 366 | 241 | 190 | 196 | 184 | 57  | 13 | 29 | .292  | 18 | 8   | 7  | 17  | 12  |
| 1984 | 5.23 | 20-22  | 42  | 42 | 11 | 1   | 9  | 311.2 | 347 | 215 | 181 | 176 | 223 | 54  | 11 | 28 | .279  | 20 | 13  | 7  | 10  | 15  |
| 1985 | 4.44 | 28-29  | 57  | 57 | 9  | 0   | 8  | 413.1 | 437 | 261 | 204 | 206 | 265 | 75  | 18 | 30 | .268  | 28 | 16  | -  | 14  | 12  |
| 1986 | 4.75 | 39-22  | 63  | 63 | 14 | 0   | 12 | 483.0 | 544 | 328 | 255 | 212 | 332 | 88  | 8  | 48 | .316  | 33 | 14  | -  | 21  | 15  |
| 1987 | 6.28 | 21-36  | 57  | 57 | 27 | 5   | 3  | 448.1 | 497 | 238 | 198 | 157 | 262 | 80  | 2  | 35 | .281  | 30 | 6   | -  | 13  | 22  |
| 1988 | 4.40 | 40-22  | 62  | 62 | 21 | 6   | 5  | 480.2 | 503 | 277 | 235 | 227 | 326 | 102 | 11 | 34 | .272  | 32 | 19  | 10 | 20  | 22  |
| 1989 | 5.40 | 26-38  | 64  | 64 | 17 | 0   | 4  | 497.1 | 567 | 397 | 298 | 298 | 253 | 116 | 19 | 31 | .285  | 50 | 33  | 9  | 29  | 25  |
| 1990 | 3.72 | 49-14  | 63  | 63 | 10 | 4   | 16 | 552.6 | 517 | 253 | 216 | 232 | 339 | 94  | 14 | 26 | .265  | 48 | 17  | 5  | 31  | 48  |
| 1991 | 4.97 | 27-36  | 64  | 64 | 13 | 1   | 8  | 509.1 | 562 | 354 | 281 | 219 | 409 | 98  | 17 | 39 | .278  | 40 | 30  | 1  | 21  | 26  |
| 1992 | 5.83 | 18-31  | 46  | 46 | 10 | 2   | 9  | 415.0 | 538 | 341 | 269 | 196 | 263 | 93  | 21 | 36 | .319  | 39 | 19  | 5  | 13  | 15  |
| 1993 | 5.17 | 22-29  | 51  | 51 | 13 | 2   | 5  | 437.1 | 520 | 320 | 251 | 207 | 257 | 87  | 9  | 32 | .301  | 35 | 39  | 4  | -   | -   |
| 1994 | 5.21 | 27-26  | 53  | 53 | 15 | 0   | 7  | 469.2 | 563 | 346 | 272 | 196 | 277 | 114 | 14 | 41 | .299  | -  | 24  | 7  | 23  | 28  |
| 1995 | 6.44 | 21-30  | 51  | 51 | 10 | 1   | 7  | 433.0 | 591 | 398 | 310 | 222 | 248 | 105 | 10 | 42 | .330  | -  | 37  | 8  | 26  | 25  |
| 1996 | 6.17 | 29-26  | 55  | 55 | 12 | 3   | 7  | 460.2 | 600 | 385 | 316 | 215 | 318 | 147 | 21 | 52 | .321  | 35 | 51  | 5  | 16  | 33  |
| 1997 | 5.85 | 23-32  | 55  | 55 | 4  | 1   | 9  | 461.2 | 580 | 400 | 300 | 180 | 292 | 127 | 21 | 69 | .305  | 42 | 41  | 6  | 15  | 24  |
| 1998 | 6.77 | 19-35  | 54  | 54 | 7  | 1   | 8  | 437.1 | 627 | 416 | 329 | 177 | 311 | 151 | 21 | 68 | .335  | 45 | 31  | 1  | 23  | 26  |
| 1999 | 4.55 | 25-29  | 54  | 54 | 3  | 2   | 8  | 468.1 | 512 | 324 | 237 | 177 | 374 | 95  | 16 | 65 | .277  | 36 | 34  | 3  | 16  | 27  |
| 2000 | 5.85 | 26-30  | 56  | 56 | 5  | 2   | 6  | 463.0 | 643 | 398 | 301 | 139 | 296 | 147 | 23 | 62 | .325  | 46 | 37  | 4  | 21  | 26  |
| 2001 | 6.07 | 19-36  | 55  | 55 | 3  | 1   | 5  | 467.1 | 593 | 380 | 315 | 189 | 305 | 113 | 17 | 55 | .311  | 39 | 46  | 14 | 14  | 27  |
| 2002 | 4.80 | 32-24  | 56  | 56 | 10 | 3   | 8  | 474.0 | 514 | 304 | 253 | 202 | 312 | 92  | 13 | 33 | .277  | 43 | 57  | 11 | 13  | 23  |
| 2003 | 4.61 | 30-25  | 55  | 55 | 6  | 4   | 12 | 461.0 | 510 | 299 | 236 | 178 | 261 | 118 | 10 | 34 | .282  | 38 | 49  | 18 | 13  | 34  |
| 2004 | 4.43 | 27-32  | 60  | 60 | 7  | 2   | 13 | 508.0 | 576 | 339 | 248 | 204 | 342 | 122 | 11 | 25 | .288  | 60 | 59  | 17 | 24  | 46  |
| 2005 | 3.38 | 38-21  | 59  | 59 | 7  | 6   | 13 | 519.2 | 490 | 252 | 195 | 194 | 430 | 78  | 9  | 26 | .247  | 36 | 59  | 11 | 22  | 33  |
| 2006 | 4.49 | 33-25  | 58  | 58 | 0  | 0   | 11 | 509.2 | 582 | 347 | 254 | 207 | 362 | 92  | 11 | 27 | .287  | 50 | 54  | 10 | 27  | 52  |
| 2007 | 4.29 | 34-22  | 56  | 56 | 4  | 2   | 17 | 495.1 | 553 | 306 | 236 | 156 | 338 | 95  | 10 | 31 | .282  | 40 | 63  | 8  | 15  | 43  |
| 2008 | 4.51 | 34-23  | 57  | 57 | 5  | 1   | 1  | 509.0 | 567 | 309 | 255 | 189 | 341 | 81  | 4  | 31 | .286  | 46 | 63  | 6  | 26  | 53  |
| 2009 | 4.77 | 24-28  | 52  | 52 | 1  | 2   | 8  | 454.1 | 514 | 290 | 241 | 183 | 288 | 94  | 13 | 37 | .291  | 47 | 49  | 10 | 28  | 35  |
| 2010 | 6.62 | 28-29  | 57  | 57 | 0  | 0   | 10 | 508.2 | 701 | 452 | 374 | 224 | 362 | 119 | 10 | 53 | .326  | 58 | 56  | 5  | 24  | 39  |
| 2011 | 4.53 | 23-34  | 57  | 57 | 4  | 4   | 14 | 493.0 | 562 | 302 | 248 | 173 | 335 | 90  | 9  | 35 | .286  | 51 | 41  | 7  | 32  | 33  |
| 2012 | 4.53 | 31-28  | 59  | 59 | 4  | 3   | 11 | 523.0 | 571 | 354 | 263 | 188 | 409 | 90  | 9  | 40 | .275  | 46 | 43  | 10 | 29  | 42  |
| 2013 | 4.29 | 25-33  | 58  | 58 | 1  | 0/0 | 10 | 510.0 | 508 | 306 | 243 | 247 | 338 | 88  | 10 | 16 | .262  | 52 | 52  | 3  | 23  | 52  |
| 2014 | 3.50 | 26-31  | 57  | 57 | 1  | 2/2 | 11 | 524.1 | 463 | 249 | 204 | 256 | 376 | 70  | 8  | 32 | .239  | 39 | 53  | 3  | 16  | 36  |
| 2015 | 6.14 | 12-46  | 58  | 58 | 1  | 1/1 | 5  | 496.2 | 588 | 392 | 339 | 272 | 339 | 135 | 15 | 35 | .303  | 47 | 64  | 8  | 27  | 38  |
| 2016 | 3.64 | 31-25  | 57  | 57 | 3  | 5/4 | 13 | 509.2 | 487 | 241 | 206 | 206 | 343 | 95  | 8  | 36 | .255  | 41 | 60  | 5  | 18  | 31  |
| 2017 | 5.07 | 27-30  | 57  | 57 | 1  | 3/3 | 17 | 502.0 | 510 | 345 | 283 | 275 | 421 | 115 | 11 | 43 | .265  | 45 | 37  | 3  | 24  | 34  |
| 2018 | 4.94 | 28-30  | 58  | 58 | 4  | 7/4 | 11 | 508.2 | 531 | 340 | 279 | 224 | 394 | 102 | 9  | 60 | .265  | 59 | 33  | 2  | 13  | 35  |

## YEAR-BY-YEAR OPPONENT PITCHING STATISTICS

| YEAR | ERA  | W-L   | APP | GS | CG | SHD | SV | IP    | H   | R   | ER  | BB  | SO  | 2B  | 3B | HR | B/AVG | WP  | HBP | BK | SFA | SHA |
|------|------|-------|-----|----|----|-----|----|-------|-----|-----|-----|-----|-----|-----|----|----|-------|-----|-----|----|-----|-----|
| 1971 | 6.39 | 9-43  | -   | 52 | -  | -   | -  | 413   | 550 | 401 | 293 | 202 | 267 | -   | -  | -  | -     | 32  | 27  | -  | 4   | 0   |
| 1972 | 6.78 | 8-32  | -   | 41 | -  | -   | -  | 304   | 416 | 283 | 229 | 196 | 143 | -   | -  | -  | -     | 18  | 8   | -  | 2   | 4   |
| 1973 | 6.66 | 6-37  | 43  | 43 | 2  | 1   | 3  | 325.2 | 386 | 281 | 241 | 199 | 234 | 60  | 14 | 28 | .297  | 32  | 14  | 2  | -   | -   |
| 1974 | 7.61 | 12-50 | 62  | 62 | 17 | 0   | -  | 360.2 | 575 | 408 | 305 | 280 | 245 | 93  | 31 | 22 | .310  | 38  | 32  | 2  | -   | -   |
| 1975 | 5.63 | 13-36 | 50  | 50 | 10 | -   | -  | 382.1 | 472 | 331 | 239 | 228 | 188 | -   | -  | -  | -     | 29  | 17  | -  | -   | -   |
| 1976 | 8.14 | 14-39 | 54  | 54 | 16 | 6   | 4  | 398.0 | 605 | 439 | 360 | 253 | 163 | 78  | 33 | 44 | .355  | 21  | 25  | -  | -   | -   |
| 1977 | 5.25 | 12-41 | 53  | 53 | 21 | 1   | -  | 410.0 | 476 | 325 | 239 | 195 | 233 | 74  | 21 | 37 | .293  | 30  | 15  | 3  | -   | -   |
| 1978 | 5.73 | 14-37 | 51  | 51 | 19 | 1   | -  | 386.1 | 462 | 324 | 246 | 215 | 263 | 70  | 12 | 50 | .296  | 30  | 12  | 1  | -   | -   |
| 1979 | 6.64 | 10-37 | 47  | 47 | 17 | 1   | -  | 344.1 | 403 | 308 | 254 | 232 | 223 | 72  | 23 | 34 | .289  | 34  | 24  | 1  | -   | -   |
| 1980 | 7.64 | 16-34 | 50  | 50 | 19 | 2   | -  | 372.1 | 458 | 389 | 316 | 338 | 259 | 68  | 21 | 57 | .302  | 30  | 20  | 4  | 17  | 18  |
| 1981 | 4.99 | 17-30 | 47  | 47 | 16 | 1   | 3  | 361.0 | 408 | 270 | 200 | 221 | 246 | 64  | 22 | 20 | .286  | 21  | 9   | 2  | -   | -   |
| 1982 | 3.98 | 20-32 | 52  | 52 | 12 | 1   | -  | 380.1 | 413 | 281 | 168 | 232 | 184 | 68  | 25 | 22 | .276  | 6   | 10  | 10 | 17  | 22  |
| 1983 | 6.67 | 18-23 | 41  | 41 | 12 | 2   | 3  | 306.1 | 388 | 280 | 277 | 179 | 147 | 76  | 11 | 27 | .304  | -   | 25  | -  | 9   | 18  |
| 1984 | 4.67 | 22-20 | 42  | 42 | 14 | 1   | 4  | 321   | 321 | 213 | 161 | 169 | 191 | 56  | 9  | 18 | .265  | -   | 13  | -  | 11  | 28  |
| 1985 | 6.40 | 29-28 | 57  | 57 | 19 | 6   | 6  | 412.0 | 492 | 344 | 293 | 261 | 222 | 91  | 21 | 43 | .297  | -   | 13  | -  | 26  | 15  |
| 1986 | 4.75 | 22-39 | 63  | 63 | 19 | 1   | 4  | 469.2 | 610 | 426 | 368 | 271 | 263 | 110 | 30 | 55 | .281  | -   | 20  | -  | 21  | 34  |
| 1987 | 6.28 | 21-36 | 57  | 57 | 12 | 1   | 7  | 437.1 | 571 | 372 | 305 | 217 | 245 | 89  | 12 | 34 | .312  | -   | 37  | -  | 16  | 33  |
| 1988 | 6.17 | 22-40 | 62  | 62 | 18 | 1   | 6  | 467.1 | 612 | 418 | 327 | 249 | 205 | 101 | 19 | 41 | .319  | 32  | 26  | 16 | 30  | 29  |
| 1989 | 5.86 | 38-26 | 64  | 64 | 20 | 3   | 4  | 504.1 | 608 | 340 | 273 | 251 | 268 | 101 | 13 | 25 | .297  | 34  | 31  | 9  | 29  | 15  |
| 1990 | 6.84 | 14-49 | 63  | 63 | 10 | 0   | 3  | 510.6 | 692 | 480 | 388 | 257 | 271 | 125 | 21 | 40 | .328  | 44  | 35  | 4  | 31  | 48  |
| 1991 | 4.46 | 36-27 | 64  | 64 | 22 | 7   | 7  | 509.3 | 540 | 313 | 253 | 227 | 349 | 104 | 14 | 29 | .277  | 44  | 44  | 2  | 19  | 30  |
| 1992 | 3.99 | 31-18 | 49  | 49 | 12 | 3   | 9  | 420.0 | 411 | 228 | 186 | 172 | 268 | 83  | 9  | 23 | .263  | 38  | 38  | 39 | 13  | 15  |
| 1993 | 4.53 | 22-29 | 51  | 51 | 13 | 2   | 5  | 437.1 | 520 | 320 | 251 | 207 | 257 | 87  | 9  | 32 | .273  | 31  | 45  | -  | -   | -   |
| 1994 | 5.77 | 26-27 | 53  | 53 | 9  | 1   | 4  | 471.0 | 537 | 350 | 302 | 204 | 299 | 103 | 15 | 31 | .295  | -   | 69  | 4  | 29  | 26  |
| 1995 | 5.45 | 30-20 | 51  | 51 | 12 | 3   | 5  | 437.2 | 539 | 323 | 265 | 188 | 317 | 106 | 18 | 32 | .307  | -   | 39  | 7  | 14  | 28  |
| 1996 | 5.90 | 26-29 | 55  | 55 | 13 | 2   | 7  | 460.2 | 572 | 356 | 302 | 213 | 328 | 113 | 12 | 50 | .307  | 42  | 38  | 5  | 10  | 35  |
| 1997 | 6.36 | 32-23 | 55  | 55 | 8  | 1   | 8  | 471.0 | 559 | 379 | 333 | 238 | 417 | 111 | 16 | 75 | .298  | 35  | 48  | 1  | 23  | 25  |
| 1998 | 6.34 | 35-19 | 54  | 54 | 8  | 0   | 10 | 448.2 | 564 | 353 | 316 | 183 | 377 | 151 | 14 | 73 | .310  | 27  | 31  | 2  | 22  | 27  |
| 1999 | 5.22 | 29-25 | 54  | 54 | 10 | 1   | 10 | 472.2 | 585 | 325 | 274 | 197 | 333 | 111 | 16 | 35 | .308  | 45  | 35  | 5  | 26  | 26  |
| 2000 | 4.99 | 30-26 | 56  | 56 | 12 | 3   | 10 | 467.1 | 546 | 318 | 259 | 204 | 382 | 109 | 11 | 37 | .294  | 44  | 25  | 0  | 25  | 37  |
| 2001 | 4.39 | 24-14 | 38  | 38 | 8  | 3   | 6  | 330.0 | 350 | 200 | 161 | 142 | 283 | 64  | 7  | 19 | .274  | 22  | 21  | 6  | 11  | 34  |
| 2002 | 5.18 | 24-32 | 56  | 56 | 8  | 0   | 8  | 469.0 | 556 | 332 | 270 | 148 | 356 | 99  | 11 | 42 | .292  | 42  | 34  | 5  | 29  | 38  |
| 2003 | 4.59 | 25-30 | 55  | 55 | 13 | 4   | 7  | 460.2 | 520 | 286 | 235 | 166 | 353 | 91  | 10 | 41 | .289  | 289 | 41  | 12 | 19  | 48  |
| 2004 | 3.96 | 32-27 | 60  | 60 | 12 | 6   | 7  | 512.0 | 529 | 289 | 225 | 152 | 391 | 97  | 10 | 30 | .267  | 37  | 38  | 11 | 28  | 44  |
| 2005 | 5.13 | 21-38 | 59  | 59 | 6  | 3   | 5  | 510.1 | 594 | 368 | 291 | 184 | 327 | 122 | 18 | 30 | .291  | 44  | 53  | 10 | 26  | 50  |
| 2006 | 4.68 | 25-33 | 58  | 58 | 5  | 5   | 11 | 502.1 | 564 | 371 | 261 | 219 | 340 | 83  | 8  | 30 | .284  | 53  | 51  | 11 | 24  | 63  |
| 2007 | 4.74 | 22-34 | 56  | 56 | 3  | 4   | 8  | 484.1 | 563 | 322 | 255 | 211 | 314 | 101 | 7  | 16 | .289  | 29  | 42  | 7  | 25  | 48  |
| 2008 | 4.59 | 23-34 | 57  | 57 | 4  | 5   | 8  | 500.0 | 583 | 328 | 255 | 230 | 328 | 100 | 6  | 25 | .294  | 39  | 52  | 9  | 16  | 58  |
| 2009 | 4.16 | 28-24 | 52  | 52 | 6  | 4   | 7  | 456.1 | 519 | 285 | 211 | 158 | 302 | 88  | 10 | 35 | .286  | 31  | 27  | 10 | 23  | 41  |
| 2010 | 5.96 | 29-28 | 57  | 57 | 5  | 0   | 6  | 507.1 | 640 | 398 | 336 | 224 | 375 | 108 | 8  | 52 | .308  | 54  | 39  | 4  | 27  | 31  |
| 2011 | 3.85 | 34-23 | 57  | 57 | 4  | 4   | 14 | 504.2 | 529 | 276 | 216 | 183 | 347 | 107 | 9  | 21 | .270  | 32  | 42  | 3  | 28  | 36  |
| 2012 | 5.50 | 28-31 | 59  | 59 | 1  | 1   | 12 | 520.1 | 610 | 378 | 318 | 232 | 428 | 125 | 10 | 50 | .294  | 51  | 32  | 2  | 31  | 31  |
| 2013 | 4.01 | 33-25 | 58  | 58 | 4  | 6/4 | 16 | 518.0 | 552 | 288 | 231 | 218 | 341 | 99  | 6  | 24 | .274  | 55  | 47  | 4  | 24  | 32  |
| 2014 | 3.39 | 31-26 | 57  | 57 | 3  | 3/2 | 7  | 526.0 | 504 | 247 | 198 | 241 | 366 | 91  | 11 | 19 | .253  | 44  | 42  | 1  | 22  | 37  |
| 2015 | 3.17 | 46-12 | 58  | 58 | 5  | 8/6 | 18 | 516.0 | 491 | 221 | 182 | 167 | 423 | 80  | 7  | 14 | .249  | 44  | 44  | 4  | 8   | 36  |
| 2016 | 4.15 | 25-31 | 57  | 57 | 3  | 5/3 | 15 | 502.2 | 516 | 272 | 232 | 194 | 350 | 101 | 12 | 28 | .268  | 36  | 43  | 3  | 17  | 34  |
| 2017 | 4.40 | 30-27 | 57  | 57 | 2  | 3/3 | 12 | 501.2 | 506 | 301 | 245 | 204 | 420 | 111 | 15 | 34 | .262  | 55  | 42  | 7  | 17  | 16  |
| 2018 | 4.81 | 30-28 | 58  | 58 | 1  | 2/2 | 9  | 510.1 | 523 | 329 | 273 | 256 | 466 | 85  | 13 | 41 | .268  | 41  | 45  | 5  | 31  | 19  |

## YEARLY STATISTICAL LEADERS

## BATTING AVERAGE

|      |                   |                   |
|------|-------------------|-------------------|
| 1952 | Bob Ems           | .358              |
| 1953 | J. Schmulbach     | .324              |
| 1954 | Wayne Williams    | .350              |
| 1955 | Norby Vogel       | .341              |
| 1956 | Norby Vogel       | .348              |
| 1957 | Don Taylor        | .319              |
| 1958 | Dick Dillinger    | .455              |
| 1959 | Dick Dillinger    | .349              |
| 1960 | Carroll Bridges   | .350              |
| 1961 | Walter Westbrook  | .400              |
| 1962 | Glenn Bischof     | .395              |
| 1963 | Jerry Qualls      | .419              |
| 1964 | Kent Collins      | .381              |
| 1965 | Kent Collins      | .441              |
| 1966 | Kent Collins      | .343              |
| 1967 | Paul Pavesich     | .325              |
| 1968 | Don Kirkland      | .302              |
| 1969 | Bill Stein        | .394              |
| 1970 | Bob Blakley       | .384              |
| 1971 | Jim Dwyer         | .413              |
| 1972 | Joe Wallis        | .446              |
| 1973 | Joe Wallis        | .360              |
| 1974 | John Hoscheidt    | .385              |
| 1975 | Frank Hunsaker    | .364              |
| 1976 | Frank Hunsaker    | .406              |
| 1977 | George Vukovich   | .352              |
| 1978 | Dave Stieb        | .394              |
| 1979 | Jim Adduci        | .353              |
| 1980 | Jim Adduci        | .425              |
| 1981 | Corey Zawadski    | .363              |
| 1982 | Kurt Reid         | .359              |
| 1983 | Scott Bridges     | .393              |
| 1984 | Scott Bridges     | .367              |
| 1985 | Jay Burch         | .351              |
| 1986 | Gerry Pitchford   | .395              |
| 1987 | Jim Limperis      | .360              |
| 1988 | Joe Hall          | .355              |
| 1989 | Doug Shields      | .364              |
| 1990 | Dave Wrona        | .395              |
| 1991 | Jeff Cwynar       | .331              |
| 1992 | Brian Heather     | .341              |
| 1993 | Clint Smothers    | .315              |
| 1994 | Braden Gibbs      | .412 <sup>^</sup> |
| 1995 | Mike Russell      | .388              |
| 1996 | Aaron Jones       | .380              |
| 1997 | Jerry Hairston    | .380              |
| 1998 | Matt Dettman      | .374              |
| 1999 | Joe Schley        | .372              |
| 2000 | Joe Meeks         | .344              |
| 2001 | Roman Schooley    | .346              |
| 2002 | Ross Kowzan       | .361              |
| 2003 | Toby Barnett      | .332              |
| 2004 | Nathan Emrick     | .353              |
| 2005 | P.J. Finigan      | .388 <sup>^</sup> |
| 2006 | Scott Elmendorf   | .353              |
| 2007 | Mark Kelly        | .379              |
| 2008 | Mark Kelly        | .375              |
| 2009 | Mark Kelly        | .333              |
| 2010 | Chris Serritella  | .374              |
| 2011 | Chris Murphy      | .300              |
| 2012 | Chris Serritella  | .389 <sup>^</sup> |
| 2013 | Austin Montgomery | .350              |
| 2014 | Cody Daily        | .333              |
| 2015 | Ryan Sabo         | .292              |
| 2016 | Greg Lambert      | .312              |
| 2017 | Greg Lambert      | .329              |
| 2018 | Connor Kopach     | .336              |

<sup>^</sup> MVC Statistical Champion

## HITS

|      |                   |                 |
|------|-------------------|-----------------|
| 1952 | Bob Ems           | 22              |
| 1953 | J. Schmulbach     | 33              |
| 1954 | Wayne Williams    | 28              |
| 1955 | Wayne Williams    | 32              |
| 1956 | Gene Tabachi      | 33              |
| 1957 | Itch Jones        | 25              |
| 1958 | Dick Dillinger    | 35              |
| 1959 | Roger Buyan       | 48              |
| 1960 | Carroll Bridges   | 41              |
| 1961 | Walter Westbrook  | 52              |
| 1962 | Charles Sutton    | 37              |
| 1963 | Jerry Qualls      | 39              |
| 1964 | Kent Collins      | 43              |
| 1965 | Kent Collins      | 49              |
| 1966 | Kent Collins      | 47              |
| 1967 | Rich Hacker       | 35              |
| 1968 | Jerry Bond        | 55              |
| 1969 | Bill Stein        | 67              |
| 1970 | Bob Blakley       | 56              |
| 1971 | Jim Dwyer         | 56              |
| 1972 | Jim Dwyer         | 83              |
| 1973 | Dan Thomas        | 59              |
| 1974 | Joe Wallis        | 49              |
| 1975 | Mike Wilbins      | 49              |
| 1976 | John Hoscheidt    | 85              |
| 1977 | Steve Shartzter   | 63              |
| 1978 | Rick Murray       | 74 <sup>^</sup> |
| 1979 | George Vukovich   | 64              |
| 1980 | Dave Stieb        | 74              |
| 1981 | Jim Adduci        | 55              |
| 1982 | Jim Adduci        | 76              |
| 1983 | Corey Zawadski    | 62              |
| 1984 | Kurt Reid         | 60              |
| 1985 | Scott Bridges     | 59              |
| 1986 | Scott Bridges     | 49              |
| 1987 | Steve Finley      | 64              |
| 1988 | Gerry Pitchford   | 87 <sup>^</sup> |
| 1989 | Steve Finley      | 71              |
| 1990 | Joe Hall          | 77              |
| 1991 | Doug Shields      | 87              |
| 1992 | Dave Wrona        | 90              |
| 1993 | Jeff Nelson       | 68              |
| 1994 | Darrin Barton     | 58              |
| 1995 | Jason Smith       | 62              |
| 1996 | Scott DeNoyer     | 62              |
| 1997 | Tim Kratochvil    | 69              |
| 1998 | Aaron Jones       | 79              |
| 1999 | Jerry Hairston    | 82              |
| 2000 | Matt Dettman      | 78              |
| 2001 | Steve Ruggeri     | 78              |
| 2002 | Joe Meeks         | 74              |
| 2003 | Luke Nelson       | 67              |
| 2004 | Toby Barnett      | 67              |
| 2005 | Toby Barnett      | 64              |
| 2006 | Nathan Emrick     | 84              |
| 2007 | Kevin Koski       | 92              |
| 2008 | Grant Gerrard     | 77              |
| 2009 | Mark Kelly        | 88              |
| 2010 | Mark Kelly        | 84              |
| 2011 | Mark Kelly        | 73              |
| 2012 | Chris Serritella  | 83              |
| 2013 | Chris Murphy      | 71              |
| 2014 | Chris Serritella  | 91 <sup>^</sup> |
| 2015 | Austin Montgomery | 79              |
| 2016 | Jake Welch        | 79              |

|      |                |    |
|------|----------------|----|
| 2014 | Cody Daily     | 70 |
| 2015 | Chase Slone    | 64 |
| 2016 | Greg Lambert   | 72 |
| 2017 | Greg Lambert   | 74 |
| 2018 | Logan Blackfan | 77 |

<sup>^</sup> MVC Statistical Champion

## RUNS

|      |                     |                 |
|------|---------------------|-----------------|
| 1952 | Bob Ems             | 20              |
| 1953 | J. Schmulbach       | 20              |
| 1954 | J. Renfro           | 16              |
|      | G. Tabacci          | 16              |
| 1955 | No Record Available |                 |
| 1956 | Norby Vogel         | 21              |
| 1957 | No Record Available |                 |
| 1958 | Roger Buyan         | 29              |
| 1959 | Itch Jones          | 42              |
| 1960 | Itch Jones          | 33              |
| 1961 | Gerald Marting      | 39              |
| 1962 | Bob Hardcastle      | 27              |
| 1963 | Jerry Qualls        | 23              |
|      | John Siebel         | 23              |
| 1964 | John Siebel         | 33              |
| 1965 | Alan Peludat        | 27              |
| 1966 | Kent Collins        | 30              |
| 1967 | Barry O'Sullivan    | 28              |
| 1968 | Jerry Bond          | 44              |
| 1969 | Jerry Bond          | 54              |
| 1970 | B. Blakley          | 43              |
|      | J. Dwyer            | 43              |
|      | L. Stoots           | 43              |
| 1971 | Mike Eden           | 64              |
| 1972 | Dan Thomas          | 47              |
| 1973 | Joe Wallis          | 47              |
| 1974 | Bert Newman         | 53              |
| 1975 | Howie Mitchell      | 53              |
| 1976 | John Hoscheidt      | 53 <sup>^</sup> |
| 1977 | Neil Fiala          | 45              |
| 1978 | Dave Stieb          | 41              |
| 1979 | Jim Adduci          | 44              |
| 1980 | Jim Adduci          | 60              |
| 1981 | Bobby Doerrer       | 37              |
| 1982 | Corey Zawadski      | 47              |
| 1983 | Jim Reboulet        | 43              |
| 1984 | Steve Finley        | 39              |
| 1985 | Gerry Pitchford     | 59              |
| 1986 | Gerry Pitchford     | 71              |
| 1987 | Steve Finley        | 53              |
| 1988 | Joe Hall            | 58              |
| 1989 | Doug Shields        | 48              |
| 1990 | Kurt Endebrook      | 71 <sup>^</sup> |
| 1991 | Jeff Nelson         | 39              |
| 1992 | Brian Heather       | 38              |
| 1993 | Jason Smith         | 45              |
| 1994 | Scott DeNoyer       | 48              |
| 1995 | Braden Gibbs        | 53              |
| 1996 | Jerry Hairston      | 49              |
| 1997 | Aaron Jones         | 59              |
| 1998 | M. Dettman          | 50              |
|      | S. Ruggeri          | 50              |
| 1999 | Joe Schley          | 52              |
| 2000 | Joe Meeks           | 42              |
| 2001 | Luke Nelson         | 35              |
| 2002 | Sal Frisella        | 45              |
| 2003 | Sal Frisella        | 45              |
| 2004 | Nathan Emrick       | 36              |
| 2005 | Kevin Koski         | 57              |
| 2006 | Kevin Koski         | 56              |
| 2007 | Aaron Roberts       | 52              |
| 2008 | Mark Kelly          | 45              |

|      |                  |                 |
|------|------------------|-----------------|
| 2009 | A. Roberts       | 35              |
|      | M. Stalter       | 35              |
| 2010 | Chris Serritella | 51              |
| 2011 | Jordan Sivertsen | 40              |
| 2012 | Chris Serritella | 56 <sup>^</sup> |
| 2013 | Jake Welch       | 51              |
| 2014 | Jake Welch       | 37              |
| 2015 | Chase Slone      | 27              |
| 2016 | Connor Kopach    | 37              |
| 2017 | Connor Kopach    | 44              |
| 2018 | Connor Kopach    | 49              |
|      | Nikola Vasic     | 49              |

<sup>^</sup> MVC Statistical Champion

## RUNS BATTED IN

|      |                     |                 |
|------|---------------------|-----------------|
| 1952 | Bob Ems             | 24              |
| 1953 | No Record Available |                 |
| 1954 | Gene Tabacci        | 10              |
| 1955 | No Record Available |                 |
| 1956 | Gene Tabacci        | 16              |
| 1957 | No Record Available |                 |
| 1958 | Dick Dillinger      | 20              |
| 1959 | Fred Loesakam       | 39              |
| 1960 | Carroll Bridges     | 23              |
| 1961 | Walter Westbrook    | 44              |
| 1962 | Melvin Patton       | 25              |
| 1963 | Jerry Qualls        | 21              |
| 1964 | James Long          | 28              |
| 1965 | B. Bernstein        | 26              |
|      | K. Collins          | 26              |
| 1966 | Paul Pavesich       | 24              |
| 1967 | Barry O'Sullivan    | 26              |
| 1968 | Mike Rogodzinski    | 36              |
| 1969 | Barry O'Sullivan    | 49              |
| 1970 | Dan Radison         | 39              |
| 1971 | Jim Dwyer           | 43              |
| 1972 | Dan Radison         | 56              |
| 1973 | Larry Calufetti     | 43              |
| 1974 | John Hoscheidt      | 45              |
| 1975 | Steve Shartzter     | 48 <sup>^</sup> |
| 1976 | Rick Murray         | 50 <sup>^</sup> |
| 1977 | Craig Robinson      | 51              |
| 1978 | Dave Stieb          | 48              |
| 1979 | Chuck Curry         | 51              |
| 1980 | J. Adduci           | 59              |
|      | G. Miller           | 59              |
| 1981 | Kurt Reid           | 33              |
| 1982 | Kurt Reid           | 45              |
| 1983 | Scott Bridges       | 43              |
| 1984 | Robert Jones        | 34              |
| 1985 | Robert Jones        | 47              |
| 1986 | Robert Jones        | 70              |
| 1987 | Jim Limperis        | 57              |
| 1988 | Joe Hall            | 56              |
| 1989 | Tim Davis           | 37              |
| 1990 | D. Shields          | 64 <sup>^</sup> |
|      | Tim Davis           | 64 <sup>^</sup> |
| 1991 | Jeff Nelson         | 46              |
| 1992 | Darrin Barton       | 34              |
| 1993 | J. Smith            | 29              |
|      | P. Schlosser        | 29              |
| 1994 | Tim Kratochvil      | 48              |
| 1995 | Tim Kratochvil      | 49              |
| 1996 | Aaron Jones         | 63              |
| 1997 | Matt Dettman        | 57              |
| 1998 | Matt Dettman        | 54              |
| 1999 | Scott Boyd          | 53              |
| 2000 | Scott Boyd          | 35              |
| 2001 | Roman Schooley      | 36              |
| 2002 | Toby Barnett        | 45              |
| 2003 | Toby Barnett        | 43              |

|      |                   |                 |
|------|-------------------|-----------------|
| 2004 | Greg Andrews      | 39              |
| 2005 | P.J. Finigan      | 50              |
| 2006 | Grant Gerrard     | 55              |
| 2007 | Mark Kelly        | 63 <sup>^</sup> |
| 2008 | Mark Kelly        | 46              |
| 2009 | Mark Kelly        | 39              |
| 2010 | Chris Serritella  | 64              |
| 2011 | Jordan Sivertsen  | 48              |
| 2012 | Chris Serritella  | 61              |
| 2013 | Austin Montgomery | 46              |
| 2014 | Ryan Casillas     | 41              |
| 2015 | Greg Lambert      | 23              |
| 2016 | Logan Blackfan    | 50              |
| 2017 | Greg Lambert      | 52              |
| 2018 | Logan Blackfan    | 62              |

<sup>^</sup> MVC Statistical Champion

## HOME RUNS

|      |                     |                 |
|------|---------------------|-----------------|
| 1952 | Bob Ems             | 2               |
| 1953 | No Record Available |                 |
| 1954 | No Record Available |                 |
| 1955 | No Record Available |                 |
| 1956 | Williams            | 2               |
|      | Sasek               | 2               |
| 1957 | No Record Available |                 |
| 1958 | J.W. Sanders        | 3               |
| 1959 | Fred Loesakam       | 10              |
| 1960 | Carroll Bridges     | 4               |
| 1961 | G. Marting          | 3               |
|      | M. Patton           | 3               |
| 1962 | Michael Pratte      | 4               |
| 1963 | Jerry Qualls        | 6               |
| 1964 | James Long          | 4               |
| 1965 | Kent Collins        | 4               |
| 1966 | Bob Bernstein       | 6               |
| 1967 | John Mason          | 7               |
| 1968 | Mike Rogodzinski    | 10              |
| 1969 | Barry O'Sullivan    | 11              |
| 1970 | Jim Dwyer           | 7               |
| 1971 | Mike Eden           | 5               |
| 1972 | Dan Radison         | 6               |
| 1973 | Larry Calufetti     | 7               |
| 1974 | Steve Shartzter     | 7               |
| 1975 | Steve Shartzter     | 5               |
| 1976 | John Hoscheidt      | 8               |
| 1977 | C. Robinson         | 7               |
|      | J. Reeves           | 7               |
| 1978 | Dave Stieb          | 12              |
| 1979 | Chuck Curry         | 10              |
| 1980 | Gerry Miller        | 16              |
| 1981 | Gary Kempton        | 7               |
| 1982 | Kurt Reid           | 9               |
| 1983 | Jim Reboulet        | 8               |
| 1984 | Robert Jones        | 6               |
| 1985 | R. Jones            | 11              |
|      | G. Pitchford        | 11              |
| 1986 | Robert Jones        | 15 <sup>^</sup> |
| 1987 | Chuck Locke         | 6               |
| 1988 | Joe Hall            | 9               |
| 1989 | D. Hollenkamp       | 5               |
|      | D. Shields          | 5               |
| 1990 | D. Wrona            | 9               |
|      | D. Shields          | 9               |
| 1991 | Jeff Nelson         | 11              |
| 1992 | B. Heather          | 6               |
|      | E. Janke            | 6               |
| 1993 | Jason Smith         | 5               |
| 1994 | Tim Kratochvil      | 10              |
| 1995 | Pete Schlosser      | 7               |
| 1996 | Jay Mansavage       | 11              |
| 1997 | Matt Dettman        | 14              |

# YEARLY STATISTICAL LEADERS

|      |                        |                 |      |                        |                |
|------|------------------------|-----------------|------|------------------------|----------------|
| 1998 | Matt Dettman.....      | 14              | 1985 | Gerry Pitchford.....   | 6              |
| 1999 | Jeff Stanek.....       | 8               | 1986 | Robert Jones.....      | 6              |
| 2000 | Kyle Kohlberg.....     | 8               | 1987 | Steve Finley.....      | 3              |
| 2001 | Roman Schooley.....    | 7               | 1988 | Joe Hall.....          | 5              |
| 2002 | Sal Frisella.....      | 10              | 1989 | Jeff Nelson.....       | 3              |
| 2003 | T. Barnett.....        | 10              | 1990 | Doug Shields.....      | 7              |
|      | S. Frisella.....       | 10              | 1991 | Dan Esplin.....        | 6              |
| 2004 | Greg Andrews.....      | 8               | 1992 | Brian Heather.....     | 3              |
| 2005 | P.J. Finigan.....      | 6               | 1993 | Clint Smothers.....    | 3              |
|      | M. Brewer.....         | 6               | 1994 | Braden Gibbs.....      | 6              |
| 2006 | Gerrard.....           | 5               | 1995 | Jay Mansavage.....     | 4              |
|      | Alvarez.....           | 5               | 1996 | Jay Mansavage.....     | 3              |
|      | Brewer.....            | 5               | 1997 | Joe Schley.....        | 9              |
| 2007 | Crank.....             | 4               | 1998 | Joe Schley.....        | 4              |
|      | Cademartori.....       | 4               | 1999 | Joe Schley.....        | 7 <sup>A</sup> |
| 2008 | Tyler Bullock.....     | 6               | 2000 | Roman Schooley.....    | 3              |
| 2009 | Tyler Bullock.....     | 11              | 2001 | Justin Maurath.....    | 3              |
| 2010 | Tyler Bullock.....     | 14              | 2002 | Sal Frisella.....      | 3              |
| 2011 | Jordan Sivertsen.....  | 9               | 2003 | R. Kowzan.....         | 3              |
| 2012 | Chris Serritella.....  | 13 <sup>A</sup> |      | P.J. Finigan.....      | 3              |
|      | J. Sivertsen.....      | 13 <sup>A</sup> | 2004 | P.J. Finigan.....      | 5              |
| 2013 | Austin Montgomery..... | 7               | 2005 | P.J. Finigan.....      | 5              |
| 2014 | C. Daily.....          | 6               | 2006 | Gerrard.....           | 2              |
|      | R. Casillas.....       | 6               |      | Koski.....             | 2              |
| 2015 | Nick Hutchins.....     | 3               |      | Lairson.....           | 2              |
| 2016 | Logan Blackfan.....    | 6               | 2007 | Tyler Lairson.....     | 3              |
| 2017 | Greg Lambert.....      | 7               | 2008 | Adam Hills.....        | 2              |
| 2018 | Logan Blackfan.....    | 11              | 2009 | T. Lepore.....         | 2              |
|      |                        |                 |      | C. Murphy.....         | 2              |
|      |                        |                 |      | C. Serritella.....     | 2              |
|      |                        |                 |      | M. Stalter.....        | 2              |
|      |                        |                 | 2010 | B. Harding.....        | 2              |
|      |                        |                 |      | N. Johnson.....        | 2              |
|      |                        |                 |      | C. Murphy.....         | 2              |
|      |                        |                 | 2011 | N. Johnson.....        | 2              |
|      |                        |                 |      | C. Murphy.....         | 2              |
|      |                        |                 |      | J. Sivertsen.....      | 2              |
|      |                        |                 | 2012 | Jake Welch.....        | 5              |
|      |                        |                 | 2013 | Austin Montgomery..... | 2              |
|      |                        |                 | 2014 | C. Daily.....          | 2              |
|      |                        |                 |      | C. Kopach.....         | 2              |
|      |                        |                 |      | D. Duschinsky.....     | 2              |
|      |                        |                 | 2015 | Parker Osborne.....    | 4              |
|      |                        |                 | 2016 | Connor Kopach.....     | 5              |
|      |                        |                 | 2017 | Connor Kopach.....     | 4              |
|      |                        |                 | 2018 | Connor Kopach.....     | 4              |
|      |                        |                 |      | Nikola Vasic.....      | 4              |

<sup>A</sup> MVC Statistical Champion


## TRIPLES

|      |                          |                |
|------|--------------------------|----------------|
| 1952 | Burns.....               | 2              |
|      | Coleman.....             | 2              |
| 1953 | No Record Available      |                |
| 1954 | No Record Available      |                |
| 1955 | No Record Available      |                |
| 1956 | Seven Players Tied.....  | 1              |
| 1957 | No Record Available      |                |
| 1958 | Carroll Bridges.....     | 5              |
| 1959 | Itch Jones.....          | 5              |
| 1960 | Schaeffer.....           | 2              |
|      | Bridges.....             | 2              |
|      | Martin.....              | 2              |
| 1961 | Michael Pratte.....      | 5              |
| 1962 | B. Hardcastle.....       | 2              |
|      | C. Sutton.....           | 2              |
| 1963 | Jamie Long.....          | 4              |
| 1964 | Bernstein.....           | 4              |
|      | Collins.....             | 4              |
|      | Siebel.....              | 4              |
| 1965 | John Siebel.....         | 4              |
| 1966 | Hollister Sandstead..... | 6              |
| 1967 | D. Bauch.....            | 2              |
|      | J. Finney.....           | 2              |
| 1968 | Don Kirkland.....        | 10             |
| 1969 | Jerry Bond.....          | 8              |
| 1970 | Jim Dwyer.....           | 5              |
| 1971 | Jim Dwyer.....           | 12             |
| 1972 | Joe Wallis.....          | 9              |
| 1973 | Joe Wallis.....          | 5              |
| 1974 | John Hoscheidt.....      | 12%            |
| 1975 | John Hoscheidt.....      | 4              |
| 1976 | John Hoscheidt.....      | 7 <sup>A</sup> |
| 1977 | Jim Reeves.....          | 5              |
| 1978 | Dave Stieb.....          | 3              |
| 1979 | Steve Stieb.....         | 5              |
| 1980 | Jim Adduci.....          | 5              |
| 1981 | P.J. Schranz.....        | 6              |
| 1982 | Corey Zawadski.....      | 6              |
| 1983 | Scott Bridges.....       | 5              |
| 1984 | Mike Blumhorst.....      | 4              |

<sup>A</sup> MVC Statistical Champion  
% NCAA Statistical Champion

## DOUBLES

|      |                      |    |
|------|----------------------|----|
| 1952 | Jerry West.....      | 6  |
| 1953 | No Record Available  |    |
| 1954 | No Record Available  |    |
| 1955 | No Record Available  |    |
| 1956 | Gene Tabachi.....    | 7  |
| 1957 | No Record Available  |    |
| 1958 | Roger Buyan.....     | 7  |
| 1959 | Ken Monschein.....   | 10 |
| 1960 | Carroll Bridges..... | 15 |
| 1961 | Charles Sutton.....  | 11 |
| 1962 | Bob Hardcastle.....  | 9  |
| 1963 | Jerry Qualls.....    | 9  |
| 1964 | Kent Collins.....    | 9  |
| 1965 | Eugene Vincent.....  | 10 |
| 1966 | Bob Bernstein.....   | 10 |
| 1967 | Dykes.....           | 6  |
|      | Hacker.....          | 6  |
|      | O'Sullivan.....      | 6  |
|      | Pavesich.....        | 6  |
| 1968 | Terry Brumfield..... | 12 |



|      |                        |                 |
|------|------------------------|-----------------|
| 1969 | Bill Stein.....        | 12              |
| 1970 | Jim Dwyer.....         | 14              |
| 1971 | Jim Dwyer.....         | 18              |
| 1972 | Dan Thomas.....        | 10              |
| 1973 | Mike Williams.....     | 10              |
| 1974 | Steve Shartzter.....   | 14              |
| 1975 | Steve Shartzter.....   | 14              |
| 1976 | George Vukovich.....   | 12              |
| 1977 | Craig Robinson.....    | 14              |
| 1978 | Dave Stieb.....        | 10              |
| 1979 | Chuck Curry.....       | 10              |
| 1980 | Jim Aducci.....        | 11              |
| 1981 | K. Reid.....           | 10              |
|      | B. Doerrer.....        | 10              |
| 1982 | Kurt Reid.....         | 12              |
| 1983 | Scott Bridges.....     | 17              |
| 1984 | Scott Bridges.....     | 10              |
| 1985 | Steve Finley.....      | 14              |
| 1986 | Jim Limperis.....      | 22              |
| 1987 | Dave Wrona.....        | 13              |
| 1988 | Chuck Locke.....       | 15              |
| 1989 | Doug Shields.....      | 20              |
| 1990 | Tim Davis.....         | 20              |
| 1991 | Jeff Nelson.....       | 17              |
| 1992 | Darrin Barton.....     | 15              |
| 1993 | Jason Smith.....       | 18              |
| 1994 | Scott DeNoyer.....     | 19              |
| 1995 | Pete Schlosser.....    | 20              |
| 1996 | Aaron Jones.....       | 19              |
| 1997 | Brad Benson.....       | 21              |
| 1998 | Joel Peters.....       | 19              |
| 1999 | Steve Ruggeri.....     | 18              |
| 2000 | R. Schooley.....       | 14              |
|      | J. Houston.....        | 14              |
| 2001 | Cory Newman.....       | 13              |
| 2002 | Toby Barnett.....      | 16              |
| 2003 | Greg Andrews.....      | 13              |
| 2004 | Greg Andrews.....      | 17              |
| 2005 | Matt Brewer.....       | 23 <sup>A</sup> |
| 2006 | Grant Gerrard.....     | 15              |
| 2007 | Scott Elmendorf.....   | 16              |
| 2008 | Mark Kelly.....        | 18              |
| 2009 | Mark Kelly.....        | 15              |
| 2010 | Chris Serritella.....  | 19              |
| 2011 | Jordan Sivertsen.....  | 16              |
| 2012 | Chris Serritella.....  | 24 <sup>A</sup> |
| 2013 | Austin Montgomery..... | 17              |
| 2014 | C. Daily.....          | 17              |
|      | R. Casillas.....       | 17              |

<sup>A</sup> MVC Statistical Champion

## STOLEN BASES

|      |                      |                 |
|------|----------------------|-----------------|
| 1952 | Charles Valier.....  | 10              |
| 1953 | No Record Available  |                 |
| 1954 | Jack Renfro.....     | 7               |
| 1955 | No Record Available  |                 |
| 1956 | No Record Available  |                 |
| 1957 | No Record Available  |                 |
| 1958 | Velasco.....         | 3               |
|      | Dillinger.....       | 3               |
| 1959 | Dick Dillinger.....  | 13              |
| 1960 | Itch Jones.....      | 9               |
| 1961 | G. Marting.....      | 9               |
|      | M. Patton.....       | 9               |
| 1962 | B. Hardcastle.....   | 6               |
|      | C. Sutton.....       | 6               |
| 1963 | Gilbert Snyder.....  | 5               |
| 1964 | Allan Peludat.....   | 9               |
| 1965 | John Siebel.....     | 11              |
| 1966 | Kent Collins.....    | 6               |
| 1967 | Paul Pavesich.....   | 5               |
| 1968 | Jerry Bond.....      | 16              |
| 1969 | Jerry Bond.....      | 25              |
| 1970 | Bob Blakley.....     | 21              |
| 1971 | Dan Thomas.....      | 32              |
| 1972 | Dan Thomas.....      | 23              |
| 1973 | Joe Wallis.....      | 34%             |
| 1974 | Bert Newman.....     | 34              |
| 1975 | Bert Newman.....     | 36 <sup>A</sup> |
| 1976 | Bert Newman.....     | 42 <sup>A</sup> |
| 1977 | George Vukovich..... | 31              |
| 1978 | Jerry DeSimone.....  | 15              |
| 1979 | Bobby Doerrer.....   | 17              |
| 1980 | Bobby Doerrer.....   | 15              |
| 1981 | B. Doerrer.....      | 24              |
|      | M. Mesh.....         | 24              |
| 1982 | Jim Reboulet.....    | 37              |
| 1983 | Jim Reboulet.....    | 20              |
| 1984 | Steve Finley.....    | 13              |
| 1985 | Gerry Pitchford..... | 27              |
| 1986 | Steve Finley.....    | 20              |
| 1987 | Steve Finley.....    | 28              |

|      |                      |                 |
|------|----------------------|-----------------|
| 1988 | Rick Gaebe.....      | 36              |
| 1989 | Doug Shields.....    | 13              |
| 1990 | Kurt Endebrook.....  | 24              |
| 1991 | Bob Geary.....       | 34              |
| 1992 | Clint Smothers.....  | 15              |
| 1993 | Chris Sauritch.....  | 18              |
| 1994 | Chris Sauritch.....  | 17              |
| 1995 | Bill True.....       | 16              |
| 1996 | Joe Schley.....      | 19              |
| 1997 | Joe Schley.....      | 10              |
| 1998 | Joe Schley.....      | 17              |
| 1999 | Joe Schley.....      | 23              |
| 2000 | Joe Meeks.....       | 12              |
| 2001 | Luke Nelson.....     | 13              |
| 2002 | Cory Newman.....     | 10              |
| 2003 | Sal Frisella.....    | 9               |
| 2004 | Kevin Koski.....     | 16              |
| 2005 | Kevin Koski.....     | 15              |
| 2006 | Grant Gerrard.....   | 15              |
| 2007 | Aaron Roberts.....   | 13              |
| 2008 | Scott Elmendorf..... | 8               |
| 2009 | Aaron Roberts.....   | 6               |
| 2010 | Chris Murphy.....    | 11              |
| 2011 | K. Dowdy.....        | 5               |
|      | C. Murphy.....       | 5               |
|      | J. Welch.....        | 5               |
| 2012 | Jake Welch.....      | 16              |
| 2013 | Jake Welch.....      | 20              |
| 2014 | Jake Welch.....      | 14              |
| 2015 | Dyllin Mucha.....    | 4               |
| 2016 | Dyllin Mucha.....    | 8               |
|      | Braden Mosley.....   | 8               |
| 2017 | Connor Kopach.....   | 33 <sup>A</sup> |
| 2018 | Connor Kopach.....   | 33 <sup>A</sup> |

<sup>A</sup> MVC Statistical Champion  
% NCAA Statistical Champion

## WALKS

|      |                     |    |
|------|---------------------|----|
| 1952 | Bob Ems.....        | 24 |
| 1953 | No Record Available |    |
| 1954 | Jack Renfro.....    | 9  |
| 1955 | No Record Available |    |
| 1956 | No Record Available |    |
| 1957 | No Record Available |    |
| 1958 | Itch Jones.....     | 21 |
| 1959 | Itch Jones.....     | 31 |
| 1960 | Itch Jones.....     | 23 |
| 1961 | Gerald Marting..... | 25 |



# LETTERWINNERS

**- A -**  
 Adams, Cody 2006, 07, 08  
 Adams, Zac 1993, 94, 95, 96  
 Adduci, Jim 1978, 79, 80  
 Adkins, James 1975, 76  
 Aird, Ryan 2000, 01  
 Alley, Jake 1999, 2000, 02, 03  
 Alvarez, Erik 2004, 05, 06  
 Anderson, Hunter 2015, 16, 17, 18  
 Andrews, Greg 2002, 03, 04  
 Arbeiter, Ben 1999  
 Ash, Bob 1967, 68, 69  
 Atwell, Tom 1955  
 Ayers, Ron 1955, 56, 57, 58

**- B -**  
 Baggett, Pete 1954  
 Baird, Michael 2015, 16, 17, 18  
 Bajer, Brian 2010, 11, 12  
 Baker, Dusty 2006  
 Barna, Joe 1995  
 Barnett, Toby 2002, 03  
 Barton, Darrin 1991, 92  
 Bauch, Dick 1967  
 Bauer, William 1948, 49, 50  
 Baughman, Nick 2001, 02, 03, 04  
 Beattie, Larry 1986  
 Beczkala, Adolph 1964  
 Belissimo, Jay 1982, 83, 84, 85  
 Bend, Chris 1987, 88, 89  
 Benson, Brad 1997, 98  
 Bergman, Sean 1989, 90, 91  
 Bernhard, David 1992  
 Bernstein, Bob 1963, 64, 65, 66  
 Bever, Andrew 2010, 11  
 Bicker, Keith 1962  
 Bickhaus, Richard 1963  
 Biggs, Adam 1998, 99  
 Bischof, Glenn 1962, 63  
 Blackfan, Logan 2015, 16, 17, 18  
 Blakley, Bob 1968, 69, 70, 71  
 Blang, Mike 1992, 93, 94, 95  
 Bleyer, Bill 1947, 48  
 Blumenstock, Brad 1994, 95, 96  
 Blumhorst, Mike 1981, 82, 83, 84  
 Bockhorn, Gary 1983, 84, 85, 86  
 Bokelmann, James 1972, 74  
 Boldt, Nathan 2003, 04  
 Bond, Jerry 1968, 69  
 Boreham, Rob 1983  
 Boudreaux, Kerry 1984, 85, 86  
 Boyd, Scott 1999, 2000  
 Bradley, Ryan 2009, 10  
 Brennan, John 2009  
 Brenzel, Fred 1947, 49, 50  
 Bresko, Aaron 1997  
 Brewer, Clay 1985  
 Brewer, Matt 2003, 04, 05, 06  
 Bridges, Carroll 1957, 58, 59, 60  
 Bridges, Scott 1981, 82, 83, 84  
 Boeckmann, Henry 2017, 18  
 Broeking, Mike 1971, 72, 73  
 Brown, Harold 1980, 81  
 Brumfield, Terry 1968, 69  
 Bryan, Ed 1949  
 Burch, Jay 1983, 84, 85, 86  
 Bullock, Tyler 2008, 09, 10  
 Burda, Richard 1961  
 Burnes, Larry 1950, 51, 52, 53  
 Buyan, Roger 1956, 57, 58, 59

**- C -**  
 Cademartori, Dean 2005, 06, 07, 08  
 Calufetti, Larry 1971, 72, 73  
 Campbell, Don 1949, 50, 51, 53  
 Campbell, Rich 1987, 88  
 Candau, Kellan 2009, 10  
 Carter, Rob 1989  
 Casillas, Ryan 2013, 14  
 Cassidy, Dan 1983, 84  
 Catto, Kyle 2006, 07  
 Caulfield, Tom 1981, 82, 83  
 Cenkush, Andy 2000  
 Cerven, Tom 2009  
 Chavez, Jason 2005  
 Chester, Donnie 1997, 98, 99  
 Choate, Tyler 2007, 08  
 Chor, Jack 1952, 53, 54  
 Clark, Bill 1968, 69  
 Clark, Dwight 1967  
 Clark, Robbie 1979, 80, 81, 82  
 Clark, William 1968  
 Clayton, Bill 2001, 02  
 Clem, John 2001, 02  
 Coker, Randy 1967, 68, 69  
 Coleman, Ed 1950, 51, 52, 53  
 Collins, Kent 1964, 65  
 Collins, Rich 1965, 66  
 Condon, Dave 1999  
 Conn, Paul 1989  
 Conrad, Jon 1998  
 Coonrod, Sam 2012, 13, 14  
 Cornell, Jimmy 2008, 09, 10  
 Cosgrove, Brad 1995  
 Covers, Austin 2016  
 Crank, Chris 2007, 08  
 Crawford, Kenton 2017  
 Creech, Dennis 1960  
 Crockett, Claude 1974  
 Crouthers, Cameron 1978  
 Curry, Chuck 1976, 77, 78, 79  
 Curtis, Drew 2016, 17, 18  
 Curynski, Adam 2008, 09  
 Cwynar, Jeff 1991, 92, 93, 94

**- D -**  
 Daigle, John 1969, 70  
 Daily, Cody 2013, 14  
 Dallas, Bob 1950  
 Damico, Rick 1988, 89  
 Danahy, Tom 2009  
 Davis, Dan 1994, 95  
 Davis, Tim 1989, 90  
 Deitering, Jerel 2001, 02, 03, 04  
 Dempsey, Edward 1949  
 DeMuri, J.C. 2014, 15  
 DeNoyer, Scott 1993, 94  
 Derry, Robin 1972, 74, 75  
 DeSimone, Jerry 1976, 77, 78, 79  
 Dettman, Matt 1997, 98  
 Dillinger, Dick 1957, 58, 59  
 Doerr, Bob 1978, 79, 80, 81  
 Dolan, Jim 1978  
 Dorris, Nathan 2012  
 Dowdy, Kollin 2011  
 Downs, Dustin 2001  
 Dray, Tyler 2011, 12, 13, 14  
 Drust, Brad 2011, 13, 14  
 Dunn, Andrew 2008, 09  
 Dunn, Benny 1947  
 Dunning, William 1974, 75, 76  
 Durham, Charles 1947, 48, 49  
 Duschinsky, Donny 2011, 12, 13, 14  
 Dutton, Wade 2009  
 Dwyer, Jim 1970, 71  
 Dykes, Jimmy 1967

**- E -**  
 Eaton, Todd 2011, 12, 13, 14  
 Eden, Mike 1971, 72, 73  
 Edwards, Douglas 1963  
 Elders, William 1948  
 Eldridge, Bob 1970  
 Ellet, Gavyn 2016, 17  
 Elliott, Robert 1949, 50, 51  
 Ellis, Richard 1983  
 Elmendorf, Scott 2006, 07, 08, 09

Emrick, Nathan 2003, 04, 05, 06  
 Ems, Bob 1951, 52, 55  
 Enata, Ryan 2005, 06  
 Endebrock, Kurt 1989, 90, 91  
 Engle, Jerry 1954  
 Epps, Grey 2018  
 Ernst, Gene 1954  
 Esplin, Dan 1991, 93, 94, 95  
 Etienne, Daniel 2008, 09, 10  
 Ettel, John 1992  
 Evans, Chris 1994  
 Evans, Jerry 1966  
 Evans, Paul 1978, 79, 80, 81  
 Everett, Kenneth 1964

**- F -**  
 Fairfield, Mitch 2017, 18  
 Farmer, Noah 2018  
 Farmer, Will 2014, 15, 16, 17  
 Farrow, Dave 1993, 94, 95, 96  
 Ferguson, Gene 1970  
 Fiala, Neil 1976, 77  
 Fiala, Rick 1979, 80  
 Finder, Bob 1990, 91  
 Finigan, Michael 2007, 08  
 Finigan, P.J. 2002, 03, 04, 05  
 Finley, Steve 1984, 85, 86, 87  
 Finney, Jack 1966, 67  
 Fischer, Jim 1971, 72, 73  
 Fleming, Chuck 2017, 18  
 Fleming, Robert 1986, 87  
 Flowers, Dwayne 1981  
 Fogel, Derek 2013, 14  
 Forer, Nathan 2009, 2010  
 Forsythe, Cody 2010, 11, 12, 13  
 Fort, Brendon 2000  
 Foster, Scott 1992  
 Frasier, Jason 1996, 97, 99  
 Frazier, Walter 1948  
 Frisella, Sal 2000, 01, 02, 03  
 Fugitt, Addison 2017, 18

**- G -**  
 Gaebe, Rich 1987, 88  
 Geary, Bob 1990, 91  
 Gellinger, Mike 1983, 84, 85  
 Gentsch, Dennis 1963, 64  
 George, Bryant 2007, 08, 09, 10  
 Gerrard, Grant 2004, 05, 06  
 Gibbs, Braden 1994, 95  
 Gibbs, Don 1956, 57, 58  
 Gibson, Brian 1989, 90  
 Gibson, Rusty 1999  
 Giegling, Matt 1988, 89, 90  
 Giese, Tony 1992  
 Gilmore, John 1957, 58  
 Givens, Dylan 2018  
 Glover, Don 1948  
 Goalby, Robert 1948  
 Goich, George 1986, 87  
 Gooden, Shane 1986, 87, 88, 89  
 Grandcolas, Wayne 1951, 52, 53, 54  
 Grater, Harry 1947  
 Green, Charles 1948  
 Green, Ed 1950  
 Gurley, Harry 1959, 60, 61, 62  
 Gutermuth, Alex 2017, 18  
 Guthman, Ron 1965

**- H -**  
 Haberer, Eric 2002, 03, 04



LARRY CALUFETTI, 1971 COLLEGE WORLD SERIES

# LETTERWINNERS

|                        |                  |                  |                  |                   |                      |                    |                  |
|------------------------|------------------|------------------|------------------|-------------------|----------------------|--------------------|------------------|
| Hacker, Rich           | 1967             | House, Kevin     | 1978, 79, 80     | Kirkland, Don     | 1966, 67, 68         | Mazzola, Steve     | 2000             |
| Hackett, Seth          | 2016             | Houston, Jeff    | 1999, 2000       | Kirkland, Ken     | 1971                 | McArdle, Mike      | 1992, 93         |
| Hagler, Ron            | 1952             | Huber, Bob       | 1979, 80         | Kirkpatrick, Mike | 1989, 90, 91         | McCann, Chad       | 2000, 01         |
| Hairston, Jerry        | 1996, 97         | Hudson, Brad     | 2018             | Kisten, Dale      | 1986, 87, 88         | McConnell, Mike    | 1995, 96, 97     |
| Hall, Joe              | 1986, 87, 88     | Hudson, Neil     | 2009             | Kizziah, Dennis   | 1976                 | McCulloch, Chris   | 2005, 06         |
| Halstead, Jerry        | 1980, 81, 82     | Huelsman, Ray    | 1974             | Klass, Robert     | 1974                 | McDaniel, Trey     | 2018             |
| Hammond, Jay           | 1984, 85, 86     | Huff, Dustin     | 2011             | Klein, Michael    | 2015                 | McDowell, Jim      | 1950             |
| Hampton, Bryan         | 1993             | Hunsaker, Frank  | 1974, 75, 76     | Kline, Jason      | 1994, 95             | McFadden, Connor   | 2014, 15, 16     |
| Hand, Jake             | 2014, 15, 16, 17 | Hutchins, Nick   | 2015, 16, 17     | Klump, Ken        | 1980, 81, 82         | McIntosh, Cliff    | 1987, 88         |
| Hankey, Scott          | 2001, 02         | Hypke, Ryan      | 2005             | Knezevich, Robert | 1977, 78             | McKinley, Tim      | 1986             |
| Hanson, Bruce          | 1977, 78         |                  |                  | Koch, Rich        | 1982, 83, 84, 85     | McKnight, Roger    | 1958, 59, 60     |
| Hanson, Gene           | 1966, 67         |                  |                  | Kochan, Carl      | 1997, 98             | McPheron, Austin   | 2014, 15, 16, 17 |
| Hardcastle, Bob        | 1959, 60, 61, 62 | Irvin, Jeff      | 1982             | Koehr, Vin        | 1954                 | McWilliams, Ryan   | 1980, 90, 91, 92 |
| Hardin, Billy          | 2000, 01         | Isaacson, Brian  | 1993, 94         | Kohlberg, Kyle    | 1999, 2000           | Meeks, Joe         | 1999, 2000       |
| Harding, Brock         | 2010, 11, 12, 13 | Isaacson, Chad   | 1993, 94, 95, 96 | Kopach, Connor    | 2014, 15, 16, 17, 18 | Mehring, Phil      | 1991             |
| Hargis, Byron          | 1949, 50         |                  |                  | Koski, Kevin      | 2004, 05, 06, 07     | Menendez, Art      | 1949, 50, 51     |
| Harrier, Greg          | 1995, 96         |                  |                  | Kowzan, Ross      | 2002, 03             | Menken, John       | 2012             |
| Harrigan, Hunter       | 2005, 06         | Janke, Ed        | 1989, 90, 91, 92 | Kral, Ken         | 1971, 72, 73         | Merrill, William   | 1964, 65         |
| Harris, Dave           | 1963             | Jaramillo, Frank | 1996             | Kranz, Dave       | 1994, 95             | Merritt, Chris     | 1990             |
| Harrison, Brad         | 2017, 18         | Johanns, Lou     | 2007, 08         | Kratochvil, Tim   | 1993, 94, 95, 96     | Mesh, Mike         | 1981, 82         |
| Harris, Larry          | 1958, 60         | Johnson, Austin  | 2010, 11, 12, 13 | Krelle, Steve     | 1966                 | Metten, Chad       | 1988             |
| Hart, Hunter           | 2018             | Johnson, Nick    | 2010, 11, 12, 13 | Kuiper, Duane     | 1971                 | Meyer, Dale        | 1988, 89, 90, 91 |
| Hartleb, Dan           | 1987, 88         | Johnson, Nolan   | 2018             | Kulig, Chris      | 1998                 | Meyer, Lee         | 1984, 86, 88     |
| Hatton, Tory           | 1996, 97         | Johnson, Robert  | 1948             | Kukulka, Richard  | 1949                 | Meyers, Robert     | 1954, 55         |
| Hauge, Aaron           | 2014, 15         | Johnson, Tom     | 1982             |                   |                      | Michalak, Ron      | 1971             |
| Heather, Brian         | 1991, 92         | Joiner, Josh     | 2000, 01, 02, 03 |                   |                      | Miller, Jerry      | 1979, 80         |
| Heiligenstein, Bernard | 1947, 48, 49     | Jones, Aaron     | 1996, 97         |                   |                      | Millikin, Tom      | 1950, 51, 54     |
| Heinrichs, Gordon      | 1947             | Jones, Anthony   | 2000             | Lairson, Tyler    | 2005, 06, 07, 08     | Mitchell, Howard   | 1972, 74, 75     |
| Hendricks, Tom         | 1982             | Jones, Joe       | 1950, 51         | Lambert, Gordon   | 1954, 56, 57         | Moake, Marion      | 1948, 49, 50     |
| Henley, David          | 1986, 88         | Jones, Matt      | 2013, 14         | Lambert, Greg     | 2015, 16, 17         | Monette, Brian     | 2011             |
| Herbst, Dan            | 1974, 75         | Jones, Richard   | 1957, 58, 59, 60 | Landreth, Ron     | 1963                 | Monfort, Dave      | 1975             |
| Herrell, Bob           | 1947             | Jones, Richard   | 1949             | Langdon, Dick     | 1970, 71             | Monschein, Ken     | 1957, 58, 59     |
| Heuer, Carl            | 2003             | Jones, Robert    | 1983, 84, 85, 86 | Latimer, Josh     | 2000, 01             | Montgomery, Allen  | 2017, 18         |
| Heuring, Brad          | 1999             | Jones, Terry     | 1984, 85, 86     | Lawrence, Brad    | 2007, 09             | Montgomery, Austin | 2010, 11, 12, 13 |
| Hilleman, Charlie      | 1985, 86, 87     | Joseph, Bill     | 1952, 53         | Leilich, Clyde    | 1948, 49             | Mosley, Braden     | 2015, 16         |
| Hills, Adam            | 2007, 08         | Joseph, George   | 1989, 90, 91, 92 | Leja, Robert      | 1975                 | Mottashed, Luke    | 2012, 13         |
| Hirtz, Adam            | 1993, 94         | Joy, Shawn       | 2007, 08         | Lemieux, Henry    | 1992                 | Mucha, Dyllin      | 2014, 15, 16, 17 |
| Hiser, Mason           | 2018             |                  |                  | Leonard, Dave     | 1960, 61, 62, 63     | Murphy, Chris      | 2008, 09, 10, 11 |
| Hockett, Victor        | 2000, 01         |                  |                  | Lepore, Tony      | 2009, 10             | Murphy, Matt       | 2011, 12, 13, 14 |
| Hodges, Ron            | 1974, 75         |                  |                  | Lesiak, Alex      | 2015, 16             | Murray, Rick       | 1975, 76, 77     |
| Hoelscher, Randy       | 2010             |                  |                  | Levine, Al        | 1990, 91             | Murray, Ryan       | 2001, 02         |
| Hokanson, Mark         | 1989             |                  |                  | Lewis, Shaun      | 1988, 89             |                    |                  |
| Holderman, Colin       | 2015             | Kating, James    | 1985             | Liggett, Jack     | 1971, 72, 73         |                    |                  |
| Hollenkamp, Brad       | 1987, 88, 89, 90 | Keene, Russ      | 1966             | Limperis, Jim     | 1983, 85, 86, 87     |                    |                  |
| Hollmann, Tim          | 1986, 87         | Kees, Justin     | 1998             | Linton, Dan       | 1993                 |                    |                  |
| Hon, Pat               | 1999, 2000       | Keeton, Rick     | 1976, 77, 78     | Liskey, Bill      | 1966                 |                    |                  |
| Horace, Bret           | 1996, 97         | Kelly, Mark      | 2006, 07, 08, 09 | Little, Jamold    | 1996, 97             |                    |                  |
| Horbacz, Joe           | 1949             | Kempton, Gary    | 1980, 81         | Locascio, James   | 1974, 75, 76         |                    |                  |
| Horn, Danny            | 1972             | Kengott, Jared   | 2017, 18         | Locke, Chuck      | 1986, 87, 88         |                    |                  |
| Hoscheidt, John        | 1974, 75, 76     | Kerley, Dane     | 2001             | Loesekam, Fred    | 1958, 59             |                    |                  |
| Hostetler, John        | 1988             | Kerr, Paul       | 1963, 64         | Long, Jim         | 1961, 62, 63, 64     |                    |                  |
| Hotz, John             | 1962, 63, 64, 65 | Kersten, Tim     | 1993, 94         | Lucht, Scott      | 2000, 01             |                    |                  |
|                        |                  | Kessler, James   | 1975, 76, 77     | Lutz, Brendan     | 2003, 04, 05, 06     |                    |                  |
|                        |                  | King, Kenny      | 2016             | Lynn, Terry       | 1964                 |                    |                  |
|                        |                  | Kington, David   | 2008, 09         | Lyon, Alex        | 2018                 |                    |                  |
|                        |                  |                  |                  | Lyons, Bill       | 1977, 78, 79, 80     |                    |                  |

- I -

- J -

- L -

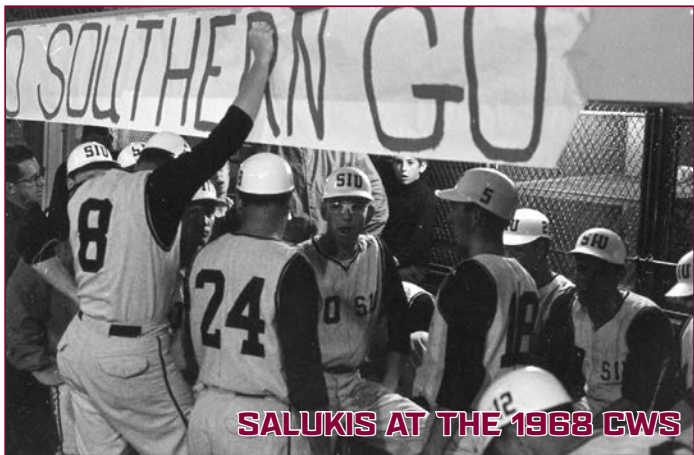
- K -

- N -

- M -

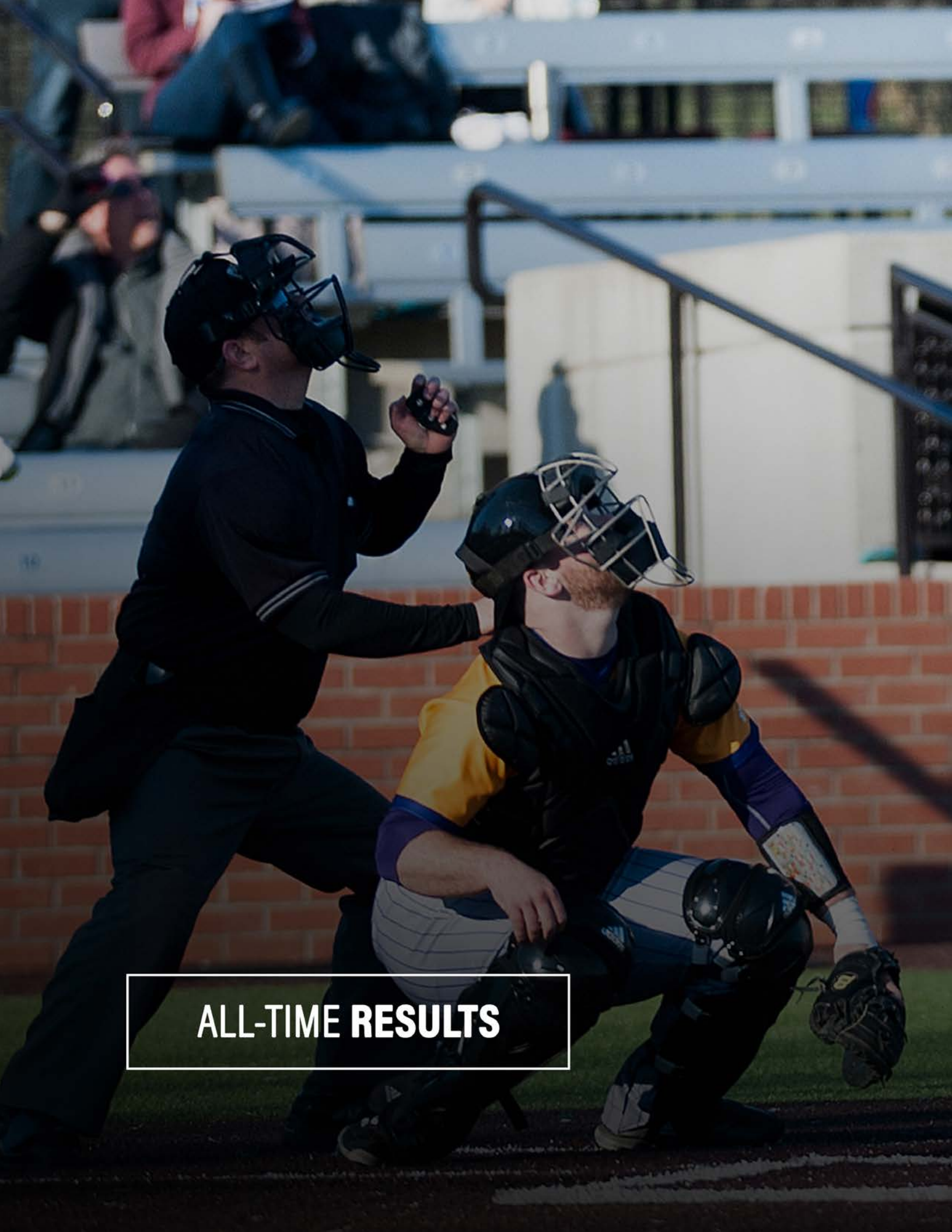
- O -

- P -




**SALUKIS AT THE 1968 CWS**





**ALL-TIME RESULTS**



# ALL-TIME RESULTS

## THE WILLIAM MCANDREW ERA

(1921-24)  
20-6 (.769)

### 1923 [12-4]

|                             |     |      |
|-----------------------------|-----|------|
| at Cambria                  | L   | 1-6  |
| Hurst                       | W   | 8-1  |
| at Cobden                   | W   | 14-3 |
| Benton High School          | W   | 10-3 |
| at Cambria                  | L   | 2-3  |
| at SE Missouri State        | W   | 8-1  |
| at SE Missouri State        | W   | 9-6  |
| Brown Shoe Co.              | W   | 6-1  |
| Carbondale Town Team        | W   | 13-0 |
| Hallidayboro (IL) Coal Co.W | 1-0 |      |
| Cobden                      | W   | 4-1  |
| Cambria                     | W   | 4-3  |
| Jackson Coal Co.            | L   | 4-6  |
| Murphysboro                 | W   | 7-6  |
| Jackson Coal Co.            | W   | 5-1  |
| Jackson Coal Co.            | L   | 6-7  |

### 1924 [8-2]

|  |     |      |
|--|-----|------|
| Cambria (IL) Town Team                             | L   | 0-13 |
| Royalton (IL) Town Team                            | L   | 9-10 |
| Ill. Central Railroad Shop Team W <sup>(9)</sup>   | 9-3 |      |
| Ill. Central Railroad Office Team W <sup>(7)</sup> | 7-1 |      |
| Carterville (IL) Town Team W <sup>(8)</sup>        | 7-3 |      |
| Carterville (IL) Town Team                         | W   | 8-2  |
| Ill. Central Railroad Office Team W                | 8-2 |      |
| Royalton (IL) Town Team                            | W   | 4-0  |
| Carbondale (IL) Town Team                          | W   | 14-2 |
| West Frankfort (IL) Town Team                      | W   | 7-5  |

## THE ABE MARTIN ERA

(1947-65)  
277-155-2 (.640)

Abe Martin restarted the program after a 23-year lapse in which there was no baseball program. He resigned from his position as the head basketball coach in order to revive the program in 1946, but he broke his jaw in a pre-season collision, so the "Maroons" (as the program was known until 1951-52) didn't play their first official game until 1947. Martin won 277 games over 19 seasons. The field at Itchy Jones stadium is named for Martin.

### 1947 [3-5]

|      |                      |   |      |
|------|----------------------|---|------|
| 4/5  | Evansville           | W | 7-4  |
| 5/3  | Eastern Illinois     | L | 4-8  |
| 5/3  | Eastern Illinois     | L | 3-7  |
| 5/5  | Arkansas State       | L | 2-4  |
| 5/10 | Shurtleff College    | L | 7-17 |
| 5/14 | Arkansas State       | W | 10-2 |
| 5/22 | at Shurtleff College | L | 3-4  |
| 5/29 | Eastern Illinois     | W | 10-3 |

### 1948 [4-9, 2-5 Interstate Intercollegiate Athletic Conference (4th place)]

|      |                  |   |      |
|------|------------------|---|------|
| 4/3  | Arkansas State   | L | 2-3  |
| 4/10 | Illinois State   | W | 4-3  |
| 4/16 | Western Illinois | L | 6-10 |
| 4/17 | Western Illinois | L | 9-13 |
| 4/20 | Evansville       | W | 6-4  |

|      |                   |   |      |
|------|-------------------|---|------|
| 4/24 | Arkansas State    | L | 6-9  |
| 5/7  | Illinois State    | W | 4-2  |
| 5/8  | Shurtleff College | L | 4-8  |
| 5/14 | Northern Illinois | L | 4-14 |
| 5/19 | Shurtleff College | W | 5-1  |
| 5/21 | Eastern Illinois  | L | 5-11 |
| 5/25 | Evansville        | L | 3-11 |
| 5/29 | Eastern Illinois  | L | 2-9  |

### 1949 [7-13, 3-5 Interstate Intercollegiate Athletic Conference (4th place)]

|      |                        |   |      |
|------|------------------------|---|------|
| 3/15 | at Mississippi College | W | 15-4 |
| 3/16 | at SE Louisiana        | L | 6-7  |
| 3/17 | at SE Louisiana        | W | 15-9 |
| 3/19 | at Loyola-New Orleans  | L | 0-7  |
| 3/19 | at Loyola-New Orleans  | L | 1-4  |
| 4/4  | at Evansville          | L | 3-5  |
| 4/9  | at Arkansas State      | L | 2-14 |
| 4/16 | at Shurtleff College   | W | 8-1  |
| 4/19 | Western Illinois       | W | 9-8  |
| 4/19 | Western Illinois       | L | 2-6  |
| 4/22 | Eastern Illinois       | W | 3-2  |
| 5/2  | Evansville             | L | 0-8  |
| 5/5  | Eastern Illinois       | L | 9-10 |
| 5/13 | Illinois State         | L | 1-2  |
| 5/13 | Illinois State         | L | 0-19 |
| 5/14 | at Millikin            | L | 6-13 |
| 5/17 | Arkansas State         | W | 6-3  |
| 5/21 | Shurtleff College      | L | 2-5  |
| 5/28 | Northern Illinois      | W | 1-0  |
| 5/28 | Northern Illinois      | L | 2-5  |

### 1950 [13-7, 4-3 Interstate Intercollegiate Athletic Conference (2nd place)]

|                 |                                |     |       |
|-----------------|--------------------------------|-----|-------|
| at SE Louisiana | W                              | 9-1 |       |
| 3/16            | at Loyola-New Orleans          | L   | 0-7   |
| 3/17            | at Loyola-New Orleans          | L   | 2-16  |
| 3/13            | at Millsaps                    | W   | 21-2  |
| 3/18            | at Mississippi College         | W   | 11-5  |
| 4/1             | at Arkansas State Nebraska     | L   | 0-10  |
| 4/11            | Millikin                       | W   | 12-8  |
| 4/14            | Eastern Illinois               | W   | 7-6   |
| 4/15            | Washington (Mo.)               | W   | 5-0   |
| 4/18            | Evansville                     | W   | 10-8  |
| 4/21            | at Northern Illinois           | L   | 11-12 |
| 4/21            | at Northern Illinois           | L   | 2-3   |
| 4/24            | Arkansas State                 | W   | 9-3   |
| 4/28            | Illinois State                 | W   | 6-5   |
| 5/6             | at Western Illinois            | W   | 8-2   |
| 5/6             | at Western Illinois            | W   | 3-2   |
| 5/12            | Eastern Illinois               | L   | 7-12  |
| 5/13            | at Washington (Mo.) Evansville | L   | 1-4   |
|                 |                                | W   | 17-9  |

### 1951 [15-10, 7-4 Interstate Intercollegiate Athletic Conference (3rd place)]

|      |                                      |   |      |
|------|--------------------------------------|---|------|
| 3/12 | at SE Louisiana                      | L | 1-2  |
| 3/13 | at SE Louisiana                      | W | 4-2  |
| 3/14 | at Loyola-New Orleans                | W | 9-8  |
| 3/15 | at Loyola-New Orleans                | L | 4-9  |
| 3/16 | at NW Louisiana                      | L | 5-9  |
| 3/17 | at NW Louisiana                      | W | 3-0  |
| 3/31 | at Arkansas State Harris Stowe State | W | 8-6  |
|      |                                      | W | 11-3 |
| 4/13 | Central Michigan                     | L | 6-8  |
| 4/14 | Central Michigan                     | W | 13-4 |
| 4/20 | at Western Illinois                  | L | 2-4  |
| 4/23 | Arkansas State                       | L | 2-3  |
| 4/24 | Washington (Mo.)                     | W | 15-1 |
| 4/27 | at Eastern Illinois                  | W | 5-4  |

|      |                     |   |      |
|------|---------------------|---|------|
| 4/27 | at Eastern Illinois | L | 2-3  |
| 5/1  | at Washington (Mo.) | W | 15-6 |
| 5/4  | Eastern Michigan    | W | 7-4  |
| 5/4  | Eastern Michigan    | W | 6-5  |
| 5/12 | Millikin            | W | 3-2  |
| 5/15 | Saint Louis         | L | 6-7  |
| 5/18 | Northern Illinois   | W | 5-4  |
| 5/18 | Northern Illinois   | W | 4-2  |
| 5/22 | Saint Louis         | L | 1-2  |
| 5/25 | at Illinois State   | L | 1-14 |
| 5/25 | at Illinois State   | W | 9-1  |

### 1952 [17-5, 9-1 Interstate Intercollegiate Athletic Conference (1st place)]

|      |                        |   |       |
|------|------------------------|---|-------|
| 3/11 | at Loyola-New Orleans  | L | 3-8   |
| 3/12 | at Loyola-New Orleans  | L | 6-10  |
| 3/13 | at Mississippi College | W | 10-1  |
| 3/14 | at Mississippi College | W | 11-1  |
| 3/15 | at Louisiana State     | W | 7-3   |
| 4/8  | Washington (Mo.)       | W | 5-4   |
| 4/15 | Millikin               | W | 6-5   |
| 4/18 | Central Michigan       | W | 3-1   |
| 4/18 | Central Michigan       | W | 6-2   |
| 4/25 | at Eastern Michigan    | W | 10-7  |
| 4/25 | at Eastern Michigan    | W | 7-1   |
| 4/29 | at Washington (Mo.)    | L | 12-13 |
| 5/3  | Arkansas State         | W | 17-6  |
| 5/3  | Arkansas State         | W | 14-3  |
| 5/9  | at Illinois State      | W | 7-0   |
| 5/9  | at Illinois State      | L | 3-4   |
| 5/16 | Northern Illinois      | W | 4-3   |
| 5/16 | Northern Illinois      | W | 8-5   |
| 5/20 | Eastern Illinois       | W | 5-4   |
| 5/20 | Eastern Illinois       | W | 4-1   |

<sup>^</sup> SIU freshman Ron Hagler pitched a seven-inning no-hitter.

"It gave SIU the IIAC baseball championship. 'Was that a no-hitter?' Hagler said in surprise as he walked off the mound. He realized his teammates were happy over the conference championship, but he had not realized he had a no-hitter. He walked eight men, four in the last inning to give the Panthers their only run. The bases were loaded when he fanned Ward to end the game."

- The Southern Illinoisan, May 22, 1952

|      |         |   |     |
|------|---------|---|-----|
| 5/30 | Bradley | W | 3-2 |
| 5/31 | Bradley | L | 4-9 |

### 1953 [17-8, 7-3 Interstate Intercollegiate Athletic Conference (3rd place)]

|      |                        |   |      |
|------|------------------------|---|------|
| 3/9  | at Louisiana-Lafayette | W | 10-4 |
| 3/10 | at Louisiana-Lafayette | W | 8-4  |
| 3/11 | at Louisiana-Lafayette | W | 14-7 |
| 3/12 | at Loyola-New Orleans  | L | 4-6  |
| 3/13 | at Loyola-New Orleans  | L | 2-4  |
| 3/14 | at SE Louisiana        | W | 8-4  |
| 4/6  | at Arkansas State      | W | 5-1  |
| 4/6  | at Arkansas State      | W | 5-2  |
| 4/17 | Eastern Michigan       | W | 14-2 |
| 4/17 | Eastern Michigan       | W | 5-2  |
| 4/21 | Washington (Mo.)       | L | 4-5  |
| 5/1  | Illinois State         | W | 14-5 |
| 5/1  | Illinois State         | W | 13-3 |
| 5/8  | at Northern Illinois   | W | 3-0  |
| 5/8  | at Northern Illinois   | L | 2-3  |
| 5/12 | Arkansas State         | W | 9-0  |

<sup>^</sup> SIU pitcher Wayne Grandcolas pitched a 9-inning no-hitter. 9 K, 4 BB, 2 HBP, 1 reached on error

"The junior southpaw from Belleville had

nine strikeouts. Good defensive plays by 3B Wayne Williams, SS Roger Wells and Grandcolas himself helped prevent hits. Catcher Jack Chor also assisted by picking two men off first. Then, in the second game of the doubleheader, Grandcolas was a pinch hitter in the ninth inning and laid down a sacrifice bunt that set up the winning run.

- The Southern Illinoisan, May 12, 1953

|      |                     |   |     |
|------|---------------------|---|-----|
| 5/12 | Arkansas State      | W | 4-3 |
| 5/15 | at Eastern Illinois | L | 4-5 |
| 5/15 | at Eastern Illinois | L | 3-4 |
| 5/18 | Saint Louis         | L | 2-3 |
| 5/22 | Western Illinois    | W | 3-2 |
| 5/22 | Western Illinois    | W | 6-1 |
| 5/27 | Evansville          | W | 2-1 |
| 5/29 | at Bradley          | W | 9-8 |
| 5/30 | at Bradley          | L | 4-8 |

### 1954 [11-15-1, 7-5 Interstate Intercollegiate Athletic Conference (3rd place)]

|      |                        |   |      |
|------|------------------------|---|------|
| 3/15 | at Louisiana-Lafayette | L | 5-7  |
| 3/16 | at Louisiana-Lafayette | L | 1-10 |
| 3/17 | at Louisiana-Lafayette | W | 3-1  |
| 3/18 | at Loyola-New Orleans  | L | 5-9  |
| 3/19 | at Loyola-New Orleans  | T | 0-0  |
| 3/20 | at Mississippi College | L | 1-4  |
| 3/27 | at Arkansas State      | W | 13-4 |
| 3/27 | at Arkansas State      | L | 6-7  |
| 4/13 | Taylor                 | W | 11-4 |
| 4/16 | at Eastern Michigan    | L | 3-4  |
| 4/16 | at Eastern Michigan    | W | 6-5  |
| 4/23 | Bradley                | L | 1-2  |
| 4/24 | Bradley                | L | 0-3  |
| 4/30 | at Illinois State      | L | 4-6  |
| 4/30 | at Illinois State      | L | 3-7  |
| 5/4  | Illinois               | L | 4-7  |
| 5/7  | Northern Illinois      | W | 6-0  |
| 5/7  | Northern Illinois      | W | 5-4  |
| 5/11 | at Washington (Mo.)    | L | 1-5  |
| 5/14 | Eastern Illinois       | W | 5-3  |
| 5/14 | Eastern Illinois       | L | 1-5  |
| 5/18 | at Saint Louis         | W | 9-6  |
| 5/19 | at Western Illinois    | W | 9-2  |
| 5/19 | at Western Illinois    | W | 7-3  |
| 5/28 | Central Michigan       | L | 2-3  |
| 5/28 | Central Michigan       | W | 10-4 |

### 1955 [16-8, 6-4 Interstate Intercollegiate Athletic Conference (2nd place)]

|      |                        |   |      |
|------|------------------------|---|------|
| 3/14 | at Louisiana-Lafayette | W | 7-6  |
| 3/15 | at Louisiana-Lafayette | L | 4-7  |
| 3/16 | at Louisiana-Lafayette | L | 4-7  |
| 3/17 | at Louisiana-Lafayette | W | 9-1  |
| 3/18 | at SE Louisiana        | L | 1-7  |
| 3/19 | at SE Louisiana        | W | 10-7 |
| 4/5  | Taylor                 | W | 13-0 |
| 4/6  | Taylor                 | W | 15-4 |
| 4/9  | Saint Louis            | W | 3-2  |
| 4/14 | Illinois               | W | 8-7  |
| 4/16 | Evansville             | W | 13-0 |
| 4/18 | Wheaton                | W | 7-6  |
| 4/23 | Illinois State*        | L | 2-4  |
| 4/23 | Illinois State*        | W | 8-7  |
| 4/26 | Arkansas State         | W | 5-3  |
| 4/29 | at Northern Illinois*  | W | 11-8 |
| 4/29 | at Northern Illinois*  | W | 8-2  |
| 5/6  | at Eastern Illinois*   | W | 4-3  |
| 5/6  | at Eastern Illinois*   | W | 8-5  |
| 5/10 | at Evansville          | L | 1-5  |

## ALL-TIME RESULTS

5/18 at Eastern Michigan\* L 10-18  
 5/18 at Eastern Michigan\* L 11-12  
 5/20 at Central Michigan\* L 2-4  
 5/20 at Central Michigan\* W 4-2

\* = IAC game

**1956** [14-10, 8-4 Interstate Intercollegiate Athletic Conference (2nd place)]

3/19 at Louisiana-Lafayette L 4-6  
 3/20 at Louisiana-Lafayette W 8-4  
 3/21 at Louisiana-Lafayette L 4-7  
 3/23 at Northwest Louisiana W 2-0  
 3/24 at Northwest Louisiana L 4-9  
 3/30 Illinois Wesleyan W 11-3  
 3/31 at Arkansas State L 3-4  
 4/14 Illinois State\* L 2-5  
 4/14 Illinois State\* L 4-6  
 4/18 at Illinois L 2-15  
 4/21 Northern Illinois\* W 5-3  
 4/21 Northern Illinois\* L 7-11  
 4/25 Evansville W 9-3  
 4/28 Eastern Illinois\* W 5-0  
 4/28 Eastern Illinois\* W 20-5  
 5/2 Washington (Mo.) W 8-4  
 5/5 at Western Illinois\* W 5-3  
 5/5 at Western Illinois\* W 7-3  
 5/9 at Saint Louis W 9-3  
 5/12 Central Michigan\* L 1-2  
 5/12 Central Michigan\* W 4-3  
 5/19 at Eastern Michigan\* W 8-3  
 5/19 at Eastern Michigan\* W 3-2  
 5/25 at Bradley L 1-2

\* = IAC game

**1957** [14-9, 7-5 Interstate Intercollegiate Athletic Conference (3rd place)]

3/22 at Louisiana-Lafayette L 5-6  
 3/23 at Louisiana-Lafayette L 7-8  
 3/25 at Northwest Louisiana L 0-1  
 3/26 at Northwest Louisiana L (10) 4-7  
 3/27 at Northwest Louisiana W 3-1  
 3/28 at Louisiana Tech W 9-1  
 3/29 at Delta State W 7-2  
 3/30 at Arkansas State W 9-4  
 4/13 at Northern Illinois L 5-6  
 4/13 at Northern Illinois L 9-10  
 4/20 at Eastern Illinois W 6-2  
 4/20 at Eastern Illinois W 5-3  
 4/26 Western Illinois L 2-4  
 4/26 Western Illinois W 3-2  
 4/29 Evansville W 4-3  
 5/4 at Central Michigan L (15) 0-1  
 5/4 at Central Michigan W 4-3  
 5/7 at Washington (Mo.) W 3-1  
 5/11 Eastern Michigan W 7-5  
 5/11 Eastern Michigan L 2-4  
 5/13 at Evansville W 5-2  
 5/25 Illinois State W (7) 2-1  
 5/25 Illinois State W (7) 3-2

**1958** [18-8, 10-3 Interstate Intercollegiate Athletic Conference (1st Place)]

3/20 at Mississippi L 8-11  
 3/21 at Louisiana State L 4-5  
 3/22 at Louisiana State L 10-13  
 3/26 at NW Louisiana W 12-3  
 3/26 at NW Louisiana W 13-2  
 3/27 at Louisiana Tech L 5-7

3/28 at Louisiana Tech W 11-4  
 4/3 Quincy W 7-3  
 4/7 Saint Louis W 6-1  
 4/12 Eastern Illinois\* W 3-0  
 4/12 Eastern Illinois\* W 17-5  
 4/15 Illinois W 9-5  
 4/18 at Western Illinois\* W (10) 7-6  
 4/19 at Western Illinois\* W 11-0  
 4/19 at Western Illinois\* W (6) 4-0  
 4/25 Central Michigan\* W 2-1  
 5/2 Eastern Michigan\* L 11-13  
 5/16 at Illinois State\* L 12-13  
 5/17 at Illinois State\* W 14-0  
 5/17 at Illinois State\* L 2-6  
 5/23 Northern Illinois\* W 5-4  
 5/24 Northern Illinois\* W 2-1  
 5/24 Northern Illinois\* W 3-2  
 5/30 Bradley W 5-2  
 5/31 Bradley L 6-7

**1959** [26-8, 14-3 Interstate Intercollegiate Athletic Conference (1st place)]

3/23 at Louisiana Lafayette L 0-1  
 3/23 at Louisiana Lafayette W 12-9  
 3/24 at Louisiana Lafayette W 9-2  
 3/25 at Louisiana State W 11-6  
 3/26 McNeese St. (Shreveport, La.) W 13-2  
 3/28 Illinois State (Shreveport, La.) L 4-7  
 4/4 Northern Illinois W 7-4  
 4/4 Illinois L 5-9  
 4/4 Illinois W (4) 6-0  
 4/10 Western Illinois W 13-1  
 4/11 Western Illinois L 5-7  
 4/11 Western Illinois W 10-3  
 4/13 at SE Missouri State W 7-3  
 4/17 Central Michigan W 7-5  
 4/18 at Central Michigan L 7-10  
 4/18 at Central Michigan W 2-0  
 4/24 Eastern Michigan W 15-4  
 4/25 Eastern Michigan W 7-1  
 4/25 Eastern Michigan W 9-4  
 4/28 at Washington (Mo.) W 11-8  
 5/1 SE Missouri State W 12-2  
 5/5 at Evansville W 12-2  
 5/8 Illinois State W 10-5  
 5/9 Illinois State W 4-2  
 5/9 Illinois State W 4-3  
 5/15 at Northern Illinois L 6-9  
 5/16 at Northern Illinois W 6-4  
 5/16 at Northern Illinois W 8-1  
 5/19 Evansville W 7-2  
 5/23 at Eastern Illinois W 9-7  
 5/23 at Eastern Illinois W 8-2

**NAIA Tournament (at Alpine, Texas)**

6/2 (N) Western Washington L (10) 2-3  
 6/3 at Sul Ross W 5-0  
 6/5 (N) Nebraska-Omaha L 1-6

**1960** [18-14, 11-5 Interstate Intercollegiate Athletic Conference (1st place)]

Northern Illinois L 0-12  
 3/21 at SE Louisiana W 8-2  
 3/22 at SE Louisiana L 8-16  
 3/23 at SE Louisiana W 10-2  
 3/24 at Loyola-New Orleans L 4-9  
 3/25 at Loyola-New Orleans L 1-4  
 3/25 at Nicholls State L 0-5  
 3/26 at Nicholls State L 1-5  
 4/2 at SE Missouri State W 4-3  
 4/7 Wheaton College W 7-1

4/9 SE Missouri State L 7-10  
 4/15 Central Michigan W 4-3  
 4/16 Central Michigan W 6-4  
 4/16 Central Michigan L 1-3  
 4/22 at Eastern Michigan W 5-1  
 4/23 at Eastern Michigan W 6-5  
 4/23 at Eastern Michigan W 5-3  
 4/26 at Evansville W 13-2  
 4/30 Washington (Mo.) W 8-4  
 5/7 Illinois State L 10-11  
 5/7 Illinois State W 7-4  
 5/10 SE Missouri State W 10-5  
 5/13 Northern Illinois W 8-7  
 5/14 Northern Illinois W 8-7  
 5/14 Northern Illinois W 2-0  
 5/21 Eastern Illinois L 3-8  
 5/21 Eastern Illinois W 3-2  
 5/27 at Western Illinois W 7-3  
 5/28 at Western Illinois L 4-5  
 5/28 at Western Illinois L 1-2

**NAIA TOURNAMENT (AT SIOUX CITY, IOWA)**

6/6 (N) Southern University L 1-3  
 6/7 (N) Indiana U of Penn. L 1-2

**1961** [26-10-2, 12-4 Interstate Intercollegiate Athletic Conference (1st place)]

3/18 at SE Louisiana W 7-6  
 3/20 at SE Louisiana W 9-5  
 3/21 at SE Louisiana L 5-13  
 3/22 at Louisiana-Lafayette W 9-2  
 3/22 at Louisiana-Lafayette W 11-2  
 3/23 at Louisiana-Lafayette W 4-0  
 3/24 at Louisiana-Lafayette L 1-5  
 3/24 at Louisiana-Lafayette W 5-3  
 3/25 at Louisiana-Lafayette W 10-8  
 3/25 at Louisiana-Lafayette W 8-3  
 3/25 at Louisiana-Lafayette L 4-8  
 3/28 Purdue W 8-6  
 4/3 Indiana L 0-6  
 4/4 Indiana T (10) 3-3  
 4/5 Indiana L 3-8  
 4/8 Saint Louis W (6) 16-0  
 4/14 Eastern Michigan W 5-0  
 4/18 Evansville W 17-1  
 4/22 at Southeast Missouri L 4-5  
 4/22 at Southeast Missouri W 13-1  
 4/25 at Washington (Mo.) T 5-5  
 4/28 Illinois State W 9-8  
 4/29 Illinois State W 7-3  
 4/29 Illinois State L 4-6  
 5/3 SE Missouri State W 8-7  
 5/5 at Northern Illinois W 4-2  
 5/6 at Northern Illinois W 8-6  
 5/6 at Northern Illinois W 4-3  
 5/12 at Eastern Illinois L 0-4  
 5/13 at Eastern Illinois W 6-0  
 5/13 at Eastern Illinois W 7-2  
 5/16 at Saint Louis W (10) 6-3  
 5/19 Western Illinois W 10-5  
 5/20 Western Illinois W 7-5  
 5/20 Western Illinois W 18-3  
 5/26 at Central Michigan L 3-4  
 5/27 at Central Michigan W 14-3  
 5/27 at Central Michigan L 7-8

**1962** [18-14, 12-4 Interstate Intercollegiate Athletic Conference (1st Place)]

3/20 at Arizona State W 4-1  
 3/21 at Arizona State L 4-9

3/21 at Arizona State L 0-10  
 3/22 at Arizona State L 9-10  
 3/23 at Arizona State L 2-6  
 3/24 at Arizona State L 2-6  
 3/24 at Arizona State L 0-5  
 4/7 at Saint Louis L 6-7  
 4/7 at Saint Louis L 3-6  
 4/14 at SE Missouri State W 18-3  
 4/14 at SE Missouri State W 12-0  
 4/17 Washington (Mo.) W 17-6  
 4/20 at Illinois State L 0-10  
 ^ Illinois State pitcher Bill Evans pitched a no-hitter.

4/21 at Illinois State W 4-3  
 4/21 at Illinois State W 6-0  
 4/23 at Indiana L 2-4  
 4/24 at Indiana L 3-4  
 4/24 at Indiana W 12-2  
 4/27 Northern Illinois W 5-2  
 5/4 Eastern Illinois W 6-0  
 5/5 Eastern Illinois W 9-0  
 5/5 Eastern Illinois W 8-3  
 5/7 SE Missouri State W 9-6  
 5/11 at Western Illinois W 9-1  
 5/12 at Western Illinois W 7-2  
 5/12 at Western Illinois L 4-7  
 5/18 Central Michigan W 6-3  
 5/19 Central Michigan L 2-4  
 5/19 Central Michigan L 4-6  
 5/25 at Eastern Michigan W 13-7  
 5/25 at Eastern Michigan W 2-0  
 5/25 at Eastern Michigan W 7-3

**1963** [16-11] Independent

3/21 at North Carolina State L 0-9  
 3/22 at North Carolina W 6-4  
 3/23 at North Carolina L 4-6  
 3/25 at East Carolina L 2-6  
 3/27 at Wake Forest L 5-7  
 3/27 at Wake Forest L 0-5  
 4/5 Saint Louis W 9-0  
 ^ SIU pitcher Ed Walter struck out 19 batters, an SIU record (old record was 13 by Harry Gurley)  
 4/5 Saint Louis W 5-2  
 4/10 Saint Joseph's W 2-1  
 4/10 Saint Joseph's W 5-2  
 4/13 at Washington (Mo.) L (8) 8-9  
 4/13 at Washington (Mo.) W (8) 7-5  
 4/15 Central Michigan L 1-8  
 4/15 Central Michigan L 4-8  
 4/20 at Arkansas State L 0-1  
 5/4 Memphis L 3-7  
 5/4 Memphis W 8-2  
 5/7 Southeast Missouri W 12-4  
 5/8 Tulsa W 6-1  
 5/11 Arkansas State W 3-1  
 5/11 Arkansas State W 1-0  
 5/15 at Evansville W 14-1  
 5/22 Evansville W 4-3  
 5/23 SE Missouri State W 3-1  
 5/25 at Cincinnati W 25-6  
 ^ SIU scored 13 runs in the 2nd inning; had 23 hits in the game  
 5/25 at Cincinnati W 6-1  
 6/1 at Menard W 3-0

**1964** [24-7] Independent

3/20 at Houston W 5-4  
 3/20 at Houston W 7-2  
 3/21 at Houston L 2-6

# ALL-TIME RESULTS

|      |                      |   |      |
|------|----------------------|---|------|
| 3/23 | at Sam Houston State | L | 2-16 |
| 3/23 | at Sam Houston State | L | 0-1  |
| 3/24 | at Sam Houston State | L | 1-13 |
| 3/24 | at Sam Houston State | L | 1-5  |
| 3/25 | at Sam Houston State | W | 9-1  |
| 3/25 | at Sam Houston State | L | 2-5  |
| 3/29 | Illinois State       | W | 6-3  |
| 4/7  | at Evansville        | W | 7-1  |
| 4/11 | Kentucky Wesleyan    | W | 9-2  |
| 4/11 | Kentucky Wesleyan    | W | 13-0 |
| 4/18 | at Arkansas State    | W | 2-1  |
| 4/18 | at Arkansas State    | W | 5-1  |
| 4/21 | at SE Missouri State | W | 5-3  |
| 4/28 | Washington (Mo.)     | W | 9-2  |
| 5/1  | at Tulsa             | W | 4-1  |
| 5/1  | at Tulsa             | W | 6-1  |
| 5/5  | Southeast Missouri   | W | 8-5  |
| 5/9  | at Menard            | W | 6-0  |
| 5/12 | Evansville           | W | 18-1 |
| 5/16 | Arkansas State       | W | 12-1 |
| 5/16 | Arkansas State       | W | 3-1  |
| 5/22 | at Parsons College   | W | 11-0 |
| 5/23 | at Parsons College   | W | 9-8  |
| 5/23 | at Parsons College   | L | 6-10 |
| 5/30 | at Saint Louis       | W | 3-1  |
| 5/30 | at Saint Louis       | W | 8-1  |

**NCAA MIDEAST REGIONAL  
(COLLEGE DIVISION)  
(AT UNION UNIVERSITY //  
JACKSON, TENN.)**

|     |                      |   |      |
|-----|----------------------|---|------|
| 6/4 | (N) Youngstown State | W | 11-5 |
| 6/5 | at Union             | W | 7-2  |

**1965 [19-7] Independent**

|      |                      |   |      |
|------|----------------------|---|------|
| 3/22 | at Sam Houston State | L | 4-9  |
| 3/22 | at Sam Houston State | L | 6-7  |
| 3/23 | at Sam Houston State | L | 3-6  |
| 3/24 | at Sam Houston State | L | 4-8  |
| 4/8  | Illinois College     | W | 18-1 |
| 4/10 | at Kentucky Wesleyan | W | 7-0  |
| 4/10 | at Kentucky Wesleyan | W | 2-1  |
| 4/13 | at Ohio State        | L | 0-9  |
| 4/17 | Arkansas State       | W | 12-5 |
| 4/20 | Evansville           | W | 19-4 |
| 4/24 | Cincinnati           | W | 4-1  |
| 4/24 | Cincinnati           | W | 3-0  |
| 4/27 | at Washington (Mo.)  | W | 7-4  |
| 4/30 | SE Missouri State    | W | 13-8 |
| 5/3  | Arkansas State       | W | 11-3 |
| 5/7  | SE Missouri State    | W | 3-0  |
| 5/10 | Tulsa                | W | 13-1 |
| 5/10 | Tulsa                | W | 7-1  |
| 5/12 | at Evansville        | W | 4-1  |
| 5/21 | Parsons College      | W | 7-0  |
| 5/22 | Parsons College      | W | 2-0  |
| 5/22 | Parsons College      | L | 5-8  |
| 5/29 | Saint Louis          | W | 5-2  |
| 5/29 | Saint Louis          | W | 6-1  |

**NCAA MIDEAST REGIONAL (AT  
SIU)**

|     |                  |        |     |
|-----|------------------|--------|-----|
| 6/3 | Ohio Wesleyan    | W      | 6-1 |
| 6/4 | Western Illinois | L (10) | 3-6 |

Following the 1965 season, SIU transitioned from what was known as the "College Division" of the NCAA to the "University Division." In modern terms, this was SIU's transition from NCAA Division II to NCAA Division I.

## THE JOE LUTZ ERA

(1966-69)  
130-48-2 (.727)

Joe Lutz coached at Parsons College in 1965 and won two out of three games against SIU. Southern's head coach Abe Martin was so impressed with the program that he recommended Lutz replace him at SIU when he retired following the season. Lutz immediately took the program to new heights, reaching SIU's first-ever NCAA Tournament in his first season and the program's first-ever College World Series in his third season. In Lutz's second season, SIU fell one game shy of the College World Series, losing 1-0 in 12 innings to Western Michigan. The Salukis were one strike away from the national championship in 1968, taking a 3-2 lead into the ninth inning, but USC hit a two-out, two-strike walk-off triple to win, 4-3. SIU earned a No. 1 national ranking and a spot in the College World Series again in 1969. Lutz turned over the program to Itchy Jones and went on to become the Cleveland Indians first-base coach in 1971.

**1966 [27-17] Independent**

|      |                        |        |      |
|------|------------------------|--------|------|
| 3/20 | (N) Saint Edwards      | L      | 4-5  |
| 3/21 | (N) Sul Ross           | L      | 4-5  |
| 3/22 | (N) Pan American       | W      | 7-6  |
| 3/22 | (N) Fort Sam Houston   | W      | 4-0  |
| 3/23 | (N) Trinity            | L      | 0-2  |
| 3/23 | (N) Sam Houston State  | L      | 6-7  |
| 3/24 | at Baylor              | L      | 4-8  |
| 3/24 | (N) Saint Mary's       | W      | 5-1  |
| 3/24 | (N) Texas Lutheran     | L (11) | 4-5  |
| 3/25 | at Sam Houston State   | W      | 5-2  |
| 3/26 | at Sam Houston State   | W      | 5-1  |
| 4/2  | Memphis                | W      | 7-3  |
| 4/2  | Memphis                | W      | 3-0  |
| 4/4  | Central Michigan       | L      | 7-17 |
| 4/4  | Central Michigan       | W      | 1-0  |
| 4/9  | at Tulsa               | W      | 6-2  |
| 4/9  | at Tulsa               | W      | 4-0  |
| 4/14 | Moorhead State (Minn.) | W      | 8-0  |
| 4/14 | Moorhead State (Minn.) | W      | 10-1 |
| 4/15 | at Saint Joseph's      | W      | 13-1 |
| 4/16 | at Arkansas State      | L      | 0-1  |
| 4/16 | at Arkansas State      | W      | 11-3 |
| 4/22 | at Quincy              | W      | 5-0  |
| 4/29 | at Central Missouri    | W      | 5-1  |
| 4/29 | at Central Missouri    | W      | 6-2  |
| 5/4  | at Southeast Missouri  | L (11) | 2-3  |
| 5/4  | at Southeast Missouri  | W      | 3-2  |
| 5/5  | at Arkansas            | W      | 11-0 |
| 5/6  | at Arkansas            | W      | 7-0  |
| 5/14 | Kentucky Wesleyan      | L      | 5-10 |
| 5/14 | Kentucky Wesleyan      | W      | 7-0  |
| 5/15 | at Saint Louis         | W      | 3-0  |
| 5/15 | at Saint Louis         | L      | 2-4  |
| 5/20 | Illinois College       | W      | 8-3  |
| 5/21 | Parsons College        | L      | 2-4  |
| 5/21 | Parsons College        | L      | 4-8  |
| 5/22 | Parsons College        | L      | 3-4  |
| 5/24 | at Illinois            | L      | 3-4  |
| 5/28 | at Pittsburgh          | W      | 10-1 |
| 5/28 | at Pittsburgh          | W      | 11-0 |
| 5/29 | at Duquesne            | W      | 9-0  |

**NCAA DISTRICT IV PLAYOFFS**

**(AT COLUMBUS, OH.)**

|     |                      |        |      |
|-----|----------------------|--------|------|
| 6/2 | (N) Western Michigan | L      | 4-18 |
| 6/3 | (N) Valparaiso       | L (12) | 3-4  |

**1967 [29-8-1] Independent**

|      |                        |        |      |
|------|------------------------|--------|------|
| 3/17 | at Tulane              | W      | 3-1  |
| 3/18 | at Tulane              | W      | 9-5  |
| 3/20 | at SE Louisiana        | W      | 10-1 |
| 3/20 | at SE Louisiana        | W      | 4-1  |
| 3/21 | at SE Louisiana        | W      | 6-4  |
| 3/23 | Pensacola Naval Base   | W      | 13-7 |
| 3/24 | Pensacola Naval Base   | W      | 7-4  |
| 3/27 | at Lipscomb            | W      | 12-2 |
| 3/29 | Winona State           | W      | 8-2  |
| 3/30 | Winona State           | W (10) | 3-2  |
| 3/31 | Winona State           | W      | 4-2  |
| 4/1  | Ball State             | L      | 3-4  |
| 4/1  | Quincy                 | W      | 8-0  |
| 4/2  | Tennessee Tech         | W      | 8-1  |
| 4/2  | Tennessee Tech         | W (5)  | 6-0  |
| 4/7  | at Memphis             | L      | 3-5  |
| 4/8  | at Memphis             | L      | 2-5  |
| 4/8  | at Memphis             | W      | 16-0 |
| 4/13 | Moorhead State (Minn.) | W (8)  | 3-2  |
| 4/13 | Moorhead State (Minn.) | T (7)  | 0-0  |
| 4/14 | Eastern Illinois       | W      | 14-0 |
| 4/14 | Arkansas State         | W      | 3-1  |
| 4/15 | Illinois               | W      | 7-6  |
| 4/16 | Western Illinois       | W      | 5-0  |
| 4/17 | Indiana State          | W      | 3-1  |
| 4/17 | Indiana State          | W      | 14-8 |
| 4/21 | at Ohio State          | L      | 0-3  |
| 4/21 | at Ohio State          | W      | 3-2  |
| 4/22 | at Ohio State          | W      | 7-5  |
| 4/22 | at Ohio State          | L      | 0-12 |
| 4/28 | at Western Kentucky    | L (10) | 0-1  |
| 4/29 | at Western Kentucky    | W      | 8-1  |
| 4/29 | at Western Kentucky    | W      | 2-1  |
| 5/20 | UT Martin              | W      | 3-0  |
| 5/20 | UT Martin              | W      | 8-2  |

**NCAA DISTRICT IV (AT SIU)**

|      |                  |        |     |
|------|------------------|--------|-----|
| 5/25 | Western Michigan | W      | 2-1 |
| 5/26 | Ohio State       | L      | 4-5 |
| 5/28 | Western Michigan | L (10) | 0-1 |

**1968 [37-14] (Independent)**

|      |                         |   |      |
|------|-------------------------|---|------|
| 3/16 | at New Mexico           | L | 3-8  |
| 3/16 | at New Mexico           | W | 10-4 |
| 3/18 | at Arizona State        | L | 0-8  |
| 3/19 | at Arizona State        | L | 0-4  |
| 3/20 | at Arizona State        | W | 3-1  |
| 3/21 | at Arizona              | L | 3-6  |
| 3/22 | at Arizona              | W | 4-2  |
| 3/23 | at Arizona              | W | 6-4  |
| 3/23 | at Arizona              | L | 6-7  |
| 3/24 | (N) Northern Arizona    | L | 1-8  |
| 3/25 | (N) Grand Canyon        | W | 7-4  |
| 3/29 | (N) Wake Forest         | W | 4-2  |
| 3/29 | at Florida State        | L | 0-6  |
| 3/30 | (N) Wake Forest         | W | 7-0  |
| 3/30 | at Florida State        | L | 4-8  |
| 4/1  | at Florida State        | L | 3-5  |
| 4/2  | Monmouth                | W | 4-0  |
| 4/2  | Monmouth                | W | 3-1  |
| 4/5  | Memphis                 | L | 5-15 |
| 4/9  | McKendree               | W | 11-1 |
| 4/10 | Wisconsin-Stevens Point | W | 12-2 |
| 4/11 | Wisconsin-Stevens Point | W | 14-3 |
| 4/12 | Air Force               | W | 3-1  |
| 4/12 | Moorhead State (Minn.)  | W | 2-0  |
| 4/15 | MacMurray College       | W | 5-1  |

|      |                     |   |      |
|------|---------------------|---|------|
| 4/20 | Ohio State          | W | 8-1  |
| 4/20 | Ohio State          | W | 12-4 |
| 4/21 | Ohio State          | W | 3-1  |
| 4/21 | Ohio State          | L | 0-7  |
| 4/23 | at Indiana State    | W | 18-5 |
| 4/23 | at Indiana State    | W | 14-8 |
| 4/26 | at Washington (Mo.) | W | 7-3  |
| 4/27 | Western Kentucky    | W | 4-0  |
| 4/27 | Western Kentucky    | W | 11-2 |
| 4/28 | at Quincy           | W | 5-3  |
| 4/30 | Greenville          | W | 9-0  |
| 5/3  | at Wyoming          | W | 8-5  |
| 5/4  | at Wyoming          | W | 2-1  |
| 5/4  | at Wyoming          | L | 3-9  |
| 5/7  | Evansville          | W | 3-2  |
| 5/12 | Saint Louis         | W | 5-4  |
| 5/17 | at UT Martin        | W | 3-0  |
| 5/24 | Illinois College    | W | 14-0 |

**NCAA DISTRICT IV PLAYOFFS  
(AT MINNEAPOLIS)**

|      |               |   |      |
|------|---------------|---|------|
| 5/30 | (N) Ohio      | W | 6-3  |
| 6/1  | (N) Minnesota | W | 10-9 |
| 6/2  | (N) Ohio      | W | 3-0  |

**NCAA COLLEGE WORLD SERIES  
(2ND PLACE)  
(OMAHA, NEB.)**

|      |                          |        |      |
|------|--------------------------|--------|------|
| 6/10 | (N) North Carolina State | L      | 6-7  |
| 6/11 | (N) Harvard              | W (11) | 2-1  |
| 6/13 | (N) Oklahoma State       | W      | 7-1  |
| 6/14 | (N) St. John's           | W      | 15-0 |
| 6/15 | (N) Southern California  | L      | 3-4  |

**1969 [36-9-1] Independent**

|      |                        |        |      |
|------|------------------------|--------|------|
| 3/14 | at Louisiana State     | W      | 3-0  |
| 3/14 | at Louisiana State     | W (6)  | 8-1  |
| 3/15 | at Louisiana State     | W      | 4-2  |
| 3/19 | at Texas El Paso       | L      | 1-2  |
| 3/20 | at Texas El Paso       | W      | 9-7  |
| 3/21 | at New Mexico State    | W      | 8-2  |
| 3/22 | at New Mexico State    | W      | 6-3  |
| 3/23 | (N) Wyoming            | T      | 6-6  |
| 3/24 | (N) Wyoming            | W      | 8-0  |
| 3/25 | (N) Wyoming            | W      | 5-0  |
| 3/26 | at Arizona State       | L      | 3-4  |
| 3/28 | at Florida State       | W      | 1-0  |
| 3/29 | at Florida State       | L (12) | 4-5  |
| 3/29 | at Florida State       | L      | 1-3  |
| 3/31 | Monmouth               | W      | 7-0  |
| 3/31 | Monmouth               | W      | 12-0 |
| 4/3  | Millikin               | W      | 6-0  |
| 4/4  | at Memphis             | W (5)  | 9-1  |
| 4/6  | Moorhead State (Minn.) | W      | 11-0 |
| 4/7  | Moorhead State (Minn.) | W      | 9-0  |
| 4/8  | Moorhead State (Minn.) | W      | 11-0 |
| 4/15 | McKendree              | W      | 8-1  |
| 4/18 | Western Kentucky       | W      | 7-2  |
| 4/20 | Illinois               | W      | 5-1  |
| 4/20 | Saint Louis            | W      | 8-2  |
| 4/22 | Washington (Mo.)       | W      | 21-6 |
| 4/25 | at Western Kentucky    | W      | 10-3 |
| 4/26 | at Western Kentucky    | W      | 6-2  |
| 4/26 | at Western Kentucky    | L      | 0-1  |
| 4/29 | UT Martin              | W      | 19-4 |
| 4/30 | Greenville             | W      | 18-0 |
| 5/2  | Indiana State          | W      | 11-1 |
| 5/3  | Indiana State          | W      | 10-1 |
| 5/3  | Indiana State          | W      | 9-3  |
| 5/6  | at Evansville          | W      | 22-2 |
| 5/9  | Northern Illinois      | W      | 2-0  |
| 5/9  | Northern Illinois      | W      | 10-1 |
| 5/10 | Northern Illinois      | W      | 8-4  |

## ALL-TIME RESULTS

|      |                   |   |     |
|------|-------------------|---|-----|
| 5/10 | Northern Illinois | W | 6-2 |
| 5/24 | Ball State        | L | 3-7 |
| 5/24 | Ball State        | L | 3-4 |

**NCAA District IV (at Minneapolis)**

|      |                |        |      |
|------|----------------|--------|------|
| 5/29 | (N) Ball State | W      | 15-6 |
| 5/30 | (N) Minnesota  | W (11) | 4-3  |
| 5/31 | (N) Ball State | W      | 4-3  |

**NCAA College World Series****(Omaha, Neb.)**

|      |                   |   |     |
|------|-------------------|---|-----|
| 6/14 | (N) Massachusetts | L | 0-2 |
| 6/16 | (N) Mississippi   | L | 1-8 |

**THE ITCHY JONES ERA****(1970-90)****OVERALL: 738-345-5 (.681)****MVC: 87-78 (.527)**

Richard "Itchy" Jones made Saluki Baseball one of the nation's preeminent programs. Under Itchy's guidance, the Salukis made three College World Series appearances, finishing second once and third in the nation twice. SIU finished the season ranked in the national top-25 ten times in Itchy's 21 seasons coaching SIU. In the 1970s, Southern Illinois had the second-best winning percentage in all of college baseball. Jones left SIU for Illinois after a 49-14 season in 1990, which remains the program's most recent MVC championship and NCAA Tournament appearance. In 2014 after a complete renovation, SIU dedicated its home park, "Itchy Jones Stadium."

**1970 [29-8] Independent**

|      |                        |   |       |
|------|------------------------|---|-------|
| 3/21 | (N) Auburn             | W | 8-2   |
| 3/23 | at Florida             | W | 9-1   |
| 3/24 | at Florida             | W | 13-10 |
| 3/27 | at Florida State       | L | 1-6   |
| 3/31 | Monmouth               | W | 3-2   |
| 3/31 | Monmouth               | W | 14-3  |
| 4/3  | Memphis                | W | 10-0  |
| 4/4  | Memphis                | W | 5-3   |
| 4/4  | Memphis                | W | 5-0   |
| 4/5  | MacMurray College      | W | 3-1   |
| 4/6  | Moorhead State (Minn.) | W | 26-3  |
| 4/7  | Moorhead State (Minn.) | W | 11-1  |
| 4/8  | Moorhead State (Minn.) | W | 5-0   |
| 4/10 | at Tulsa               | L | 1-2   |
| 4/11 | at Tulsa               | L | 1-10  |
| 4/13 | at Mississippi         | L | 5-10  |
| 4/21 | Washington (Mo.)       | W | 10-1  |
| 4/25 | Western Kentucky       | W | 11-4  |
| 4/25 | Western Kentucky       | L | 8-9   |
| 4/26 | at Saint Louis         | W | 6-4   |
| 5/1  | at Northern Illinois   | W | 15-5  |
| 5/5  | Evansville             | W | 20-5  |
| 5/6  | at UT Martin           | W | 4-1   |
| 5/8  | Arkansas State         | W | 12-2  |
| 5/9  | Arkansas State         | W | 2-0   |
| 5/9  | Arkansas State         | W | 6-1   |
| 5/16 | at Indiana State       | W | 3-2   |
| 5/16 | at Indiana State       | W | 8-4   |
| 5/16 | at Indiana State       | W | 6-2   |
| 5/22 | at Ball State          | W | 5-1   |
| 5/23 | at Ball State          | W | 12-1  |
| 5/23 | at Ball State          | L | 1-4   |

**NCAA District IV Playoffs****(at Columbus, Ohio)**

|     |                |   |      |
|-----|----------------|---|------|
| 6/4 | (N) Notre Dame | W | 10-2 |
| 6/5 | (N) Ohio       | L | 0-7  |
| 6/5 | (N) Notre Dame | W | 1-0  |
| 6/6 | (N) Ohio       | L | 5-8  |

**1971 [43-9, Midwestern Conference 11-1 (1st place)]**

|      |                           |        |       |
|------|---------------------------|--------|-------|
| 3/21 | at UNLV                   | W      | 2-1   |
| 3/22 | (N) California - Irvine   | W      | 4-1   |
| 3/23 | at Cal. St. - Los Angeles | L      | 5-10  |
| 3/23 | (N) Cal Poly - Pomona     | L      | 3-4   |
| 3/24 | (N) Chapman               | W (7)  | 8-2   |
| 3/25 | (N) Cal State-Fullerton   | W      | 9-3   |
| 3/26 | (N) UCLA                  | L      | 5-6   |
| 3/27 | (N) Cal Poly-Pomona       | W      | 6-0   |
| 3/29 | at New Mexico             | W      | 13-11 |
| 3/31 | Monmouth                  | W      | 9-6   |
| 3/31 | Monmouth                  | W      | 17-3  |
| 4/2  | Memphis                   | W      | 6-2   |
| 4/3  | Memphis                   | L      | 3-4   |
| 4/3  | Memphis                   | W      | 6-2   |
| 4/4  | MacMurray College         | W      | 10-0  |
| 4/4  | MacMurray College         | W      | 8-1   |
| 4/9  | Tulsa                     | W      | 9-2   |
| 4/10 | Tulsa                     | W      | 9-1   |
| 4/10 | Tulsa                     | W      | 5-4   |
| 4/12 | Mississippi               | W      | 5-4   |
| 4/16 | Illinois                  | W      | 14-1  |
| 4/17 | Illinois                  | W      | 7-6   |
| 4/17 | Illinois                  | W      | 6-2   |
| 4/20 | at Washington (Mo.)       | W      | 5-1   |
| 4/23 | Indiana State             | W      | 9-3   |
| 4/24 | Indiana State             | W      | 5-1   |
| 4/24 | Indiana State             | L      | 7-9   |
| 4/30 | at Western Kentucky       | W      | 7-4   |
| 5/1  | at Western Kentucky       | W      | 5-3   |
| 5/1  | at Western Kentucky       | L      | 7-8   |
| 5/4  | at Evansville             | W      | 22-2  |
| 5/7  | Illinois State            | W      | 13-6  |
| 5/8  | Illinois State            | W      | 7-1   |
| 5/8  | Illinois State            | W      | 12-2  |
| 5/14 | at Northern Illinois      | W      | 5-4   |
| 5/15 | at Northern Illinois      | W      | 8-6   |
| 5/15 | at Northern Illinois      | W      | 17-8  |
| 5/18 | McKendree                 | W      | 9-3   |
| 5/18 | McKendree                 | W      | 7-0   |
| 5/21 | Ball State                | W      | 8-1   |
| 5/22 | Ball State                | W      | 9-1   |
| 5/22 | Ball State                | W (10) | 7-3   |

**NCAA DISTRICT IV PLAYOFFS (AT MICHIGAN STATE)**

|      |                     |        |       |
|------|---------------------|--------|-------|
| 5/27 | (N) Ohio University | W      | 5-4   |
| 5/28 | (N) Cincinnati      | L      | 10-11 |
| 5/28 | (N) Ohio University | W (13) | 7-1   |
| 5/29 | (N) Cincinnati      | W      | 6-2   |
| 5/29 | (N) Cincinnati      | W      | 10-7  |

**NCAA COLLEGE WORLD SERIES (2ND PLACE)****AT OMAHA, NEB.**

|      |                         |   |     |
|------|-------------------------|---|-----|
| 6/12 | (N) Texas Pan-American  | W | 5-4 |
| 6/13 | (N) Southern California | W | 8-3 |
| 6/14 | (N) Tulsa               | L | 4-9 |
| 6/15 | (N) Texas Pan-American  | W | 8-6 |
| 6/17 | (N) Southern California | L | 2-7 |

**1972 [32-8-1, 7-2 Midwestern Conference (2nd place)]**

|      |                   |   |      |
|------|-------------------|---|------|
| 3/18 | (N) Austin Peay   | W | 2-0  |
| 3/18 | at Columbus State | W | 14-2 |

|      |                        |        |      |
|------|------------------------|--------|------|
| 3/19 | at Columbus State      | W      | 8-2  |
| 3/20 | (N) Michigan State     | W      | 3-2  |
| 3/21 | (N) Ohio State         | L      | 1-4  |
| 3/22 | at Miami (Fla.)        | L      | 0-6  |
| 3/23 | (N) Michigan State     | T (10) | 2-2  |
| 3/24 | (N) Ohio State         | W      | 6-3  |
| 3/25 | at Miami (Fla.)        | W      | 7-1  |
| 3/29 | Monmouth               | W      | 21-0 |
| 3/29 | Monmouth               | W      | 5-0  |
| 3/31 | Memphis                | W      | 9-1  |
| 4/1  | Memphis                | W      | 10-3 |
| 4/1  | Memphis                | W      | 5-3  |
| 4/3  | Moorhead State (Minn.) | W      | 10-0 |
| 4/5  | Moorhead State (Minn.) | W      | 12-0 |
| 4/7  | Austin Peay            | W      | 2-1  |
| 4/7  | Austin Peay            | L      | 3-4  |
| 4/11 | at Illinois            | W      | 6-3  |
| 4/16 | MacMurray College      | W      | 4-0  |
| 4/16 | MacMurray College      | W      | 16-0 |
| 4/19 | Washington (Mo.)       | W      | 8-0  |
| 4/23 | Indiana State          | W      | 2-0  |
| 4/23 | Indiana State          | W      | 21-2 |
| 4/30 | Western Kentucky       | W      | 8-3  |
| 4/30 | Western Kentucky       | W      | 4-0  |
| 5/2  | Evansville             | W      | 13-1 |
| 5/5  | at Illinois State      | L      | 0-1  |
| 5/6  | at Illinois State      | L      | 4-5  |
| 5/6  | at Illinois State      | W (12) | 4-3  |
| 5/7  | at Vanderbilt          | L (5)  | 1-2  |
| 5/11 | Saint Louis            | W      | 3-2  |
| 5/11 | Saint Louis            | W      | 14-4 |
| 5/12 | Northern Illinois      | L      | 0-4  |
| 5/13 | Northern Illinois      | L      | 5-6  |
| 5/13 | Northern Illinois      | W      | 7-4  |
| 5/16 | McKendree              | W      | 9-0  |
| 5/16 | McKendree              | W      | 9-1  |
| 5/19 | at Ball State          | W      | 7-0  |
| 5/20 | at Ball State          | W      | 4-3  |
| 5/20 | at Ball State          | W      | 14-0 |

**1973 [37-6]**

|      |                          |        |       |
|------|--------------------------|--------|-------|
| 3/16 | at St. Thomas (Fla.)     | W      | 10-2  |
| 3/16 | at St. Thomas (Fla.)     | W      | 12-1  |
| 3/17 | at Miami (Fla.)          | L      | 12-13 |
| 3/18 | at Miami (Fla.)          | L      | 1-12  |
| 3/19 | (N) Cornell              | W      | 6-3   |
| 3/20 | at Florida International | W      | 9-1   |
| 3/22 | at Florida Southern      | W      | 6-3   |
| 3/23 | at New Orleans           | W (12) | 2-1   |
| 3/23 | at New Orleans           | W      | 2-1   |
| 3/24 | at Tulane                | W      | 6-0   |
| 4/6  | Saint Louis              | W      | 8-0   |
| 4/6  | Saint Louis              | W      | 2-1   |
| 4/10 | at Missouri              | W      | 10-4  |
| 4/10 | at Missouri              | L      | 2-3   |
| 4/13 | Louisville               | W      | 12-1  |
| 4/14 | Louisville               | W      | 9-1   |
| 4/14 | Louisville               | W      | 5-2   |
| 4/17 | Wisconsin                | W      | 7-2   |
| 4/25 | Washington (Mo.)         | W (10) | 5-4   |
| 4/27 | at Northern Illinois     | W      | 10-2  |
| 4/28 | at Northern Illinois     | W      | 8-1   |
| 4/28 | at Northern Illinois     | W      | 5-2   |
| 4/30 | at Arkansas State        | W      | 5-2   |
| 4/30 | at Arkansas State        | W      | 8-3   |
| 5/4  | Illinois State           | W      | 19-6  |
| 5/5  | Illinois State           | W      | 4-0   |
| 5/5  | Illinois State           | W      | 7-1   |
| 5/6  | Vanderbilt               | W      | 4-2   |
| 5/6  | Vanderbilt               | W      | 3-1   |
| 5/8  | Eastern Illinois         | W      | 5-4   |
| 5/8  | Eastern Illinois         | W      | 9-2   |
| 5/11 | Cincinnati               | W      | 5-1   |
| 5/12 | Cincinnati               | W      | 5-0   |
| 5/12 | Cincinnati               | W      | 6-5   |
| 5/15 | McKendree                | W      | 9-0   |
| 5/15 | McKendree                | W      | 7-4   |
| 5/16 | Evansville               | W      | 12-2  |
| 5/17 | Bradley                  | W      | 3-1   |
| 5/17 | Bradley                  | L      | 2-4   |

**NCAA District IV Playoffs (at SIU)**

|      |              |        |     |
|------|--------------|--------|-----|
| 5/31 | Marshall     | W      | 5-2 |
| 6/1  | Minnesota    | L      | 0-2 |
| 6/1  | Miami (Ohio) | W      | 8-1 |
| 6/3  | Minnesota    | L (14) | 6-7 |

**1974 [50-12]**

|      |                          |   |      |
|------|--------------------------|---|------|
| 3/20 | at St. Thomas (Fla.)     | W | 11-0 |
| 3/20 | at St. Thomas (Fla.)     | W | 18-3 |
| 3/21 | at St. Thomas (Fla.)     | W | 14-1 |
| 3/22 | at Florida International | L | 3-4  |
| 3/22 | at Florida International | W | 9-2  |
| 3/23 | at Florida International | W | 5-4  |
| 3/24 | (N) Buffalo              | L | 5-8  |
| 3/24 | (N) Michigan State       | W | 3-1  |
| 3/25 | at Miami (Fla.)          | L | 1-6  |
| 3/27 | (N) Montclair State      | W | 11-6 |
| 3/28 | (N) Michigan State       | L | 6-14 |
| 3/29 | at Miami (Fla.)          | L | 1-6  |
| 3/30 | (N) Montclair State      | W | 6-4  |
| 4/2  | Lincoln (Mo.)            | W | 7-1  |
| 4/2  | Lincoln (Mo.)            | W | 11-0 |
| 4/5  | Kentucky Wesleyan        | W | 11-3 |
| 4/5  | Kentucky Wesleyan        | W | 5-4  |
| 4/10 | at Murray State          | W | 8-2  |
| 4/11 | Aurora                   | W | 5-4  |
| 4/11 | Aurora                   | W | 12-2 |
| 4/12 | Louisville               | W | 9-0  |
| 4/13 | Louisville               | W | 4-1  |
| 4/13 | Louisville               | W | 4-1  |
| 4/14 | MacMurray College        | W | 11-0 |
| 4/14 | MacMurray College        | W | 12-2 |
| 4/16 | Washington (Mo.)         | W | 9-3  |
| 4/19 | Indiana State            | W | 20-1 |
| 4/19 | Indiana State            | W | 4-1  |
| 4/20 | Indiana State            | W | 1-0  |
| 4/20 | Indiana State            | W | 10-3 |
| 4/24 | Western Kentucky         | W | 8-1  |
| 4/24 | Western Kentucky         | W | 8-4  |
| 4/27 | Saint Louis              | W | 5-3  |
| 4/27 | Saint Louis              | W | 5-0  |

^ SIU pitcher Rob Klass pitched a 7-inning no-hitter (9 Ks, 1 BB)

"Notably, it was probably the almost unbelievable catch Saluki center-fielder John Hoscheidt made on Prager's drive that saved the no-hitter. 'When I saw the ball hit, I said one quick 'Hail Mary' and closed my eyes,' said Klass."

- The Southern Illinoisan, April 28, 1974

|      |                   |   |      |
|------|-------------------|---|------|
| 4/28 | Saint Louis       | W | 9-2  |
| 4/28 | Arkansas State    | W | 10-6 |
| 5/3  | at Illinois State | L | 8-11 |
| 5/4  | at Illinois State | L | 5-6  |
| 5/4  | at Illinois State | W | 3-1  |
| 5/5  | Murray State      | W | 13-2 |
| 5/7  | Eastern Illinois  | W | 4-0  |
| 5/7  | Eastern Illinois  | W | 1-0  |
| 5/8  | Greenville        | W | 7-5  |
| 5/10 | at Cincinnati     | W | 3-2  |

## ALL-TIME RESULTS

|      |                 |   |      |
|------|-----------------|---|------|
| 5/11 | at Cincinnati   | W | 11-1 |
| 5/11 | at Cincinnati   | L | 2-6  |
| 5/15 | Evansville      | W | 5-1  |
| 5/15 | Evansville      | W | 6-3  |
| 5/16 | Bradley         | L | 2-3  |
| 5/18 | at Oral Roberts | W | 3-2  |
| 5/18 | at Oral Roberts | W | 2-0  |
| 5/19 | at Oral Roberts | W | 4-1  |

**NCAA DISTRICT IV PLAYOFFS  
(AT MINNEAPOLIS)**

|      |                  |   |      |
|------|------------------|---|------|
| 5/23 | at Minnesota     | L | 4-9  |
| 5/24 | (N) Cincinnati   | W | 6-1  |
| 5/24 | (N) Miami (Ohio) | W | 6-2  |
| 5/25 | at Minnesota     | W | 10-2 |
| 5/25 | at Minnesota     | W | 4-3  |

**NCAA COLLEGE WORLD SERIES  
(3RD PLACE)  
(AT OMAHA, NEB.)**

|      |                         |   |     |
|------|-------------------------|---|-----|
| 6/8  | (N) Seton Hall          | W | 5-1 |
| 6/10 | (N) Southern California | L | 3-5 |
| 6/11 | (N) Northern Colorado   | W | 5-2 |
| 6/13 | (N) Miami (Fla.)        | W | 4-3 |
| 6/14 | (N) Southern California | L | 2-7 |

**1975 [36-13-1]**

|      |                 |       |      |
|------|-----------------|-------|------|
| 3/18 | at Murray State | L     | 2-3  |
| 3/21 | at Arizona      | T(10) | 4-4  |
| 3/22 | at Arizona      | L     | 0-15 |

**Riverside National Invitation Tournament  
Riverside, Calif.**

|      |                        |   |       |
|------|------------------------|---|-------|
| 3/24 | (N) Arizona            | W | 11-6  |
| 3/26 | (N) Stanford           | L | 1-5   |
| 3/26 | (N) Santa Clara        | L | 2-11  |
| 3/26 | at UC-Riverside        | L | 4-7   |
| 3/28 | (N) Southern Methodist | W | 15-7  |
| 3/28 | (N) Washington State   | L | 0-15  |
| 3/29 | (N) Cornell            | W | 10-9  |
| 4/1  | Winona State           | W | 2-0   |
| 4/1  | Winona State           | W | 8-0   |
| 4/2  | at Arkansas State      | W | 1-0   |
| 4/2  | at Arkansas State      | W | 16-10 |
| 4/4  | at Miami (Ohio)        | W | 6-2   |
| 4/4  | at Miami (Ohio)        | W | 3-0   |
| 4/5  | at Miami (Ohio)        | W | 12-5  |
| 4/5  | at Miami (Ohio)        | W | 2-0   |
| 4/7  | Murray State           | W | 8-1   |
| 4/8  | Greenville             | W | 6-1   |
| 4/8  | Greenville             | L | 4-8   |
| 4/11 | Louisville             | W | 13-7  |
| 4/12 | Louisville             | W | 9-1   |
| 4/12 | Louisville             | L | 1-4   |
| 4/13 | Quincy                 | W | 7-1   |
| 4/15 | Washington (Mo.)       | W | 9-8   |
| 4/16 | Saint Louis            | W | 5-1   |
| 4/16 | Saint Louis            | W | 5-1   |
| 4/18 | Indiana State          | W | 20-4  |
| 4/19 | Indiana State          | L | 6-8   |
| 4/19 | Indiana State          | W | 13-4  |
| 4/20 | at SIU-Edwardsville    | L | 5-8   |
| 4/20 | at SIU-Edwardsville    | L | 1-3   |
| 4/22 | Western Kentucky       | W | 6-1   |
| 4/22 | Western Kentucky       | W | 5-4   |
| 4/26 | Oral Roberts           | W | 11-3  |
| 4/26 | Oral Roberts           | W | 2-1   |
| 4/26 | Oral Roberts           | W | 1-0   |
| 4/27 | Western Illinois       | W | 9-2   |
| 4/29 | Evansville             | W | 7-2   |
| 4/29 | Evansville             | W | 2-1   |
| 5/6  | Eastern Illinois       | W | 5-0   |
| 5/6  | Eastern Illinois       | W | 6-0   |
| 5/9  | Cincinnati             | L | 5-11  |

|      |            |   |      |
|------|------------|---|------|
| 5/10 | Cincinnati | W | 11-1 |
| 5/10 | Cincinnati | W | 6-3  |

**MVC TOURNAMENT (AT TULSA)**

|      |                |   |       |
|------|----------------|---|-------|
| 5/17 | (N) Louisville | W | 7-5   |
| 5/18 | at Tulsa       | L | 4-6   |
| 5/18 | (N) Louisville | W | 21-1  |
| 5/19 | at Tulsa       | L | 10-11 |

**1976 [39-14-1] Independent**

|      |                          |       |      |
|------|--------------------------|-------|------|
| 3/12 | (N) Chicago White Sox*   | L     | 2-3  |
| 3/13 | at Miami (Fla.)          | L     | 0-13 |
| 3/14 | at Miami (Fla.)          | L     | 3-19 |
| 3/15 | (N) Lafayette            | T(10) | 9-9  |
| 3/15 | at Miami (Fla.)          | W     | 9-2  |
| 3/16 | at Miami (Fla.)          | L     | 6-9  |
| 3/17 | at Florida International | W     | 9-2  |
| 3/18 | (N) Mercer               | W     | 9-3  |
| 3/20 | (N) Mercer               | W     | 5-4  |
| 3/26 | Oklahoma                 | W     | 14-7 |
| 3/27 | Oklahoma                 | L(12) | 6-7  |
| 3/27 | Oklahoma                 | L     | 0-4  |
| 3/27 | Oklahoma                 | L     | 5-7  |
| 3/30 | Evansville               | W     | 10-5 |
| 3/30 | Evansville               | W     | 13-5 |
| 3/31 | McKendree                | W     | 13-3 |
| 4/2  | Miami (Ohio)             | W     | 6-3  |
| 4/2  | Miami (Ohio)             | W     | 11-7 |
| 4/3  | Miami (Ohio)             | W     | 6-0  |
| 4/3  | Miami (Ohio)             | W     | 4-0  |
| 4/4  | Quincy                   | W     | 17-7 |
| 4/7  | Greenville               | W     | 3-0  |
| 4/7  | Greenville               | W     | 15-4 |
| 4/10 | Louisville               | L     | 1-2  |
| 4/10 | Louisville               | L     | 5-6  |
| 4/11 | Louisville               | W     | 6-2  |
| 4/13 | Washington (Mo.)         | W     | 16-2 |
| 4/14 | Saint Louis              | W     | 5-4  |
| 4/14 | Saint Louis              | W     | 4-1  |
| 4/16 | Indiana State            | W     | 23-5 |
| 4/17 | Indiana State            | W     | 7-4  |
| 4/17 | Indiana State            | W     | 11-2 |
| 4/18 | SIU-Edwardsville         | W     | 8-5  |
| 4/18 | SIU-Edwardsville         | W     | 13-7 |
| 4/20 | at Western Kentucky      | W     | 5-3  |
| 4/20 | at Western Kentucky      | W     | 5-2  |
| 4/21 | SE Missouri State        | W     | 6-3  |
| 4/21 | SE Missouri State        | W     | 4-3  |
| 4/24 | at Oral Roberts          | W     | 11-8 |
| 4/24 | at Oral Roberts          | L     | 6-7  |
| 4/25 | at Oral Roberts          | L     | 0-9  |
| 4/27 | Arkansas State           | W     | 13-2 |
| 4/27 | Arkansas State           | W(5)  | 18-0 |
| 4/30 | Missouri                 | W     | 10-3 |
| 4/30 | Missouri                 | W     | 5-4  |
| 5/1  | Missouri                 | L     | 7-8  |
| 5/1  | Missouri                 | L     | 6-9  |
| 5/2  | at Murray State          | W     | 5-1  |
| 5/5  | at Eastern Illinois      | W     | 15-4 |
| 5/5  | at Eastern Illinois      | W     | 15-2 |
| 5/7  | at Cincinnati            | W     | 13-5 |
| 5/8  | at Cincinnati            | W     | 14-2 |
| 5/8  | at Cincinnati            | W     | 8-6  |

**NCAA MIDEAST REGIONAL  
(AT EASTERN MICHIGAN)**

|      |                    |   |     |
|------|--------------------|---|-----|
| 5/29 | (N) Illinois State | L | 2-5 |
| 5/29 | (N) Michigan       | L | 0-2 |

\*Exhibition.

**1977 [41-12]**

|     |                |   |     |
|-----|----------------|---|-----|
| 3/6 | at Austin Peay | W | 3-1 |
|-----|----------------|---|-----|

|      |                     |   |       |
|------|---------------------|---|-------|
| 3/6  | at Austin Peay      | W | 3-0   |
| 3/16 | at Arkansas State   | W | 9-1   |
| 3/16 | at Arkansas State   | W | 3-1   |
| 3/19 | at Miami (Fla.)     | L | 7-14  |
| 3/20 | (N) Seton Hall      | W | 9-4   |
| 3/21 | (N) Maine           | L | 8-9   |
| 3/22 | (N) Massachusetts   | W | 7-5   |
| 3/23 | at Miami (Fla.)     | W | 7-4   |
| 3/24 | (N) Maine           | W | 6-1   |
| 3/25 | (N) Massachusetts   | L | 5-6   |
| 3/26 | at Miami (Fla.)     | L | 0-1   |
| 3/30 | Greenville          | W | 12-5  |
| 4/1  | at Miami (Ohio)     | L | 3-4   |
| 4/2  | at Miami (Ohio)     | L | 2-5   |
| 4/3  | Vanderbilt          | W | 4-3   |
| 4/9  | Louisville          | W | 3-2   |
| 4/9  | Louisville          | W | 7-5   |
| 4/10 | Louisville          | W | 5-3   |
| 4/11 | at Missouri         | L | 10-18 |
| 4/12 | at Washington (Mo.) | L | 11-7  |
| 4/15 | at Indiana State    | W | 9-2   |
| 4/16 | at Indiana State    | W | 7-3   |
| 4/16 | at Indiana State    | W | 2-1   |
| 4/17 | at SIU-Edwardsville | W | 9-2   |
| 4/17 | at SIU-Edwardsville | W | 12-3  |
| 4/19 | Western Kentucky    | W | 7-0   |
| 4/20 | Evansville          | W | 9-3   |
| 4/20 | Evansville          | W | 8-0   |
| 4/25 | Missouri-St. Louis  | W | 7-2   |
| 4/25 | Missouri-St. Louis  | W | 5-0   |
| 4/27 | at Saint Louis      | W | 8-1   |
| 4/27 | at Saint Louis      | W | 8-1   |
| 4/29 | at Kentucky         | W | 5-4   |
| 4/30 | at Kentucky         | L | 4-5   |
| 4/30 | at Kentucky         | W | 18-0  |
| 5/1  | Murray State        | W | 6-0   |
| 5/4  | Eastern Illinois    | W | 4-2   |
| 5/4  | Eastern Illinois    | W | 4-1   |
| 5/6  | Oklahoma            | L | 2-3   |
| 5/6  | Oklahoma            | L | 2-5   |

**MVC TOURNAMENT (AT OMAHA)**

|      |                   |   |     |
|------|-------------------|---|-----|
| 5/18 | (N) Bradley       | W | 4-3 |
| 5/20 | (N) Indiana State | W | 4-1 |
| 5/22 | (N) Tulsa         | W | 6-0 |
| 5/23 | (N) Bradley       | W | 5-1 |

**NCAA MIDWEST REGIONAL (AT OKLAHOMA)**

|      |               |   |     |
|------|---------------|---|-----|
| 5/28 | (N) Texas A&M | W | 4-1 |
| 5/29 | at Oklahoma   | W | 7-3 |
| 5/30 | (N) Michigan  | W | 9-0 |

**NCAA COLLEGE WORLD SERIES  
(3RD PLACE)**

|      |                          |   |      |
|------|--------------------------|---|------|
| 6/10 | (N) Temple               | W | 10-5 |
| 6/13 | (N) Arizona State        | W | 3-2  |
| 6/15 | (N) South Carolina       | L | 4-5  |
| 6/16 | (N) Cal. St.-Los Angeles | W | 9-7  |
| 6/17 | (N) Arizona State        | L | 0-10 |

**1978 [37-14]**

|      |                        |   |      |
|------|------------------------|---|------|
| 3/17 | at Miami (Fla.)        | W | 12-0 |
| 3/18 | (N) Massachusetts      | W | 8-0  |
| 3/20 | (N) Massachusetts      | W | 10-2 |
| 3/21 | at Miami (Fla.)        | L | 2-3  |
| 3/22 | (N) West Chester State | L | 5-9  |
| 3/23 | (N) Massachusetts      | W | 9-5  |
| 3/24 | at Miami (Fla.)        | L | 2-4  |
| 3/25 | (N) West Chester State | W | 12-1 |
| 3/29 | Greenville             | W | 15-1 |
| 3/29 | Greenville             | W | 8-3  |

|      |                     |   |      |
|------|---------------------|---|------|
| 3/31 | Miami (Ohio)        | L | 3-7  |
| 3/31 | Miami (Ohio)        | W | 3-2  |
| 4/1  | Miami (Ohio)        | L | 2-6  |
| 4/1  | Miami (Ohio)        | W | 7-6  |
| 4/5  | at Vanderbilt       | L | 5-6  |
| 4/8  | at Louisville       | L | 3-4  |
| 4/8  | at Louisville       | L | 8-9  |
| 4/9  | at Louisville       | W | 11-4 |
| 4/14 | Indiana State       | W | 6-1  |
| 4/15 | Indiana State       | W | 6-0  |
| 4/15 | Indiana State       | W | 7-2  |
| 4/16 | SIU-Edwardsville    | W | 2-1  |
| 4/16 | SIU-Edwardsville    | W | 14-3 |
| 4/18 | Evansville          | W | 3-2  |
| 4/18 | Evansville          | W | 6-3  |
| 4/21 | at Bradley          | L | 3-4  |
| 4/22 | at Bradley          | W | 3-1  |
| 4/22 | at Bradley          | W | 13-3 |
| 4/25 | Saint Louis         | W | 10-5 |
| 4/25 | Saint Louis         | W | 6-0  |
| 4/26 | Arkansas State      | W | 3-1  |
| 4/26 | Arkansas State      | W | 5-2  |
| 4/27 | at Western Kentucky | W | 7-6  |
| 4/27 | at Western Kentucky | W | 10-7 |
| 4/28 | Austin Peay         | W | 5-1  |
| 4/29 | Austin Peay         | W | 3-0  |

^ SIU pitcher Rick Keeton threw a nine-inning no-hitter.

"The only Governor batter to reach base was third baseman Jim Janacone in the fourth inning on a walk. 'I've never felt more relaxed in a game -- the team really got behind me to help me out,' Keeton said. 'I started thinking that I could throw a no-hitter in the third inning. My change-up was working real well for me, and I was using my slider as an out pitch.'"  
- The Southern Illinoian, April 30, 1978

|      |                     |   |     |
|------|---------------------|---|-----|
| 4/29 | Austin Peay         | L | 3-4 |
| 5/3  | at Eastern Illinois | W | 8-2 |
| 5/3  | at Eastern Illinois | L | 3-4 |
| 5/5  | at Oklahoma         | L | 0-2 |
| 5/5  | at Oklahoma         | W | 3-2 |
| 5/6  | at Oklahoma         | W | 9-2 |
| 5/6  | at Oklahoma         | W | 3-2 |

**MVC TOURNAMENT (AT OMAHA)**

|      |                    |   |      |
|------|--------------------|---|------|
| 5/18 | (N) New Mexico St. | W | 12-2 |
| 5/18 | (N) Bradley        | W | 10-4 |
| 5/20 | (N) Tulsa          | W | 8-1  |
| 5/21 | (N) Wichita State  | W | 10-8 |

**NCAA MIDWEST REGIONAL (AT TULSA)**

|      |                    |   |     |
|------|--------------------|---|-----|
| 5/26 | (N) Michigan State | W | 7-2 |
| 5/27 | at Oral Roberts    | L | 5-8 |
| 5/28 | (N) Oklahoma State | W | 4-0 |
| 5/28 | at Oral Roberts    | L | 2-7 |

**1979 [37-10]**

|      |                    |   |      |
|------|--------------------|---|------|
| 3/4  | at Arkansas        | W | 3-2  |
| 3/4  | at Arkansas        | W | 18-5 |
| 3/10 | (N) Liberty        | W | 9-2  |
| 3/10 | (N) Miami (Fla.)   | L | 2-11 |
| 3/11 | (N) Lewis          | W | 8-7  |
| 3/12 | (N) Texas A&M      | W | 4-0  |
| 3/13 | at Miami (Fla.)    | W | 7-0  |
| 3/14 | (N) Oklahoma State | L | 4-8  |
| 3/15 | (N) Texas A&M      | L | 3-4  |
| 3/16 | at Miami (Fla.)    | L | 3-5  |
| 3/17 | (N) Oklahoma State | W | 5-3  |
| 3/18 | (N) Bowling Green  | L | 1-3  |
| 3/21 | Greenville         | W | 5-3  |

## ALL-TIME RESULTS

|      |                     |   |      |
|------|---------------------|---|------|
| 3/27 | Missouri            | W | 1-0  |
| 3/27 | Missouri            | W | 4-0  |
| 3/28 | Illinois            | W | 3-2  |
| 3/28 | Illinois            | W | 8-0  |
| 3/30 | at Miami (Ohio)     | W | 5-1  |
| 3/30 | at Miami (Ohio)     | L | 3-11 |
| 4/3  | Illinois College    | W | 14-1 |
| 4/3  | Illinois College    | W | 11-0 |
| 4/7  | Louisville          | W | 4-1  |
| 4/7  | Louisville          | W | 8-4  |
| 4/10 | Washington (Mo.)    | W | 20-1 |
| 4/14 | at Indiana State    | W | 5-1  |
| 4/14 | at Indiana State    | W | 6-4  |
| 4/15 | at SIU-Edwardsville | W | 4-0  |

<sup>^</sup> SIU pitcher Paul Evans threw a 7-inning no-hitter (1 K, 1 BB)

"Relying mainly on a sharp slider and pinpoint control, Evans struck out only one, but the Cougars were able to hit only four balls out of the infield. 'I started thinking about the no-hitter after I retired the first nine hitters,' said Evans. 'I had control of the game. I just wanted to throw strikes and let them hit the ball on the ground ... It was really a big thrill for me to pitch a no-hitter in front of my folks and all my friends.'" - The Southern Illinoian, April 16, 1979

|      |                         |   |      |
|------|-------------------------|---|------|
| 4/15 | at SIU-Edwardsville     | W | 12-6 |
| 4/18 | at Lipscomb             | W | 10-0 |
| 4/18 | at Lipscomb             | L | 2-9  |
| 4/20 | Bradley                 | W | 9-4  |
| 4/21 | Bradley                 | W | 3-0  |
| 4/21 | Bradley                 | W | 3-2  |
| 4/28 | Saint Louis             | W | 11-1 |
| 4/28 | Saint Louis             | W | 8-3  |
| 4/30 | Evansville              | W | 4-1  |
| 4/30 | Evansville              | W | 5-1  |
| 5/5  | at East Tennessee State | W | 9-4  |
| 5/6  | at East Tennessee State | W | 4-2  |
| 5/6  | at East Tennessee State | W | 4-3  |
| 5/12 | Oklahoma                | W | 7-0  |
| 5/13 | Oklahoma                | L | 0-2  |

**MVC TOURNAMENT (AT WICHITA STATE)**

|      |                    |                  |      |
|------|--------------------|------------------|------|
| 5/18 | (N) Creighton      | W                | 9-2  |
| 5/19 | (N) Indiana State  | L                | 8-10 |
| 5/19 | (N) New Mexico St. | W                | 11-4 |
| 5/20 | at Wichita State   | W <sup>(5)</sup> | 18-3 |
| 5/20 | (N) Indiana State  | L                | 3-4  |

**1980 [34-16]**

|      |                     |                  |      |
|------|---------------------|------------------|------|
| 3/9  | at Arkansas         | L                | 5-6  |
| 3/9  | at Arkansas         | W                | 8-4  |
| 3/15 | (N) Oklahoma State  | L                | 1-2  |
| 3/15 | (N) Indiana State   | W                | 9-3  |
| 3/16 | (N) Lewis           | W                | 2-0  |
| 3/17 | at Miami (Fla.)     | L                | 1-5  |
| 3/18 | at Miami (Fla.)     | W                | 5-2  |
| 3/20 | at Miami (Fla.)     | L                | 4-9  |
| 3/21 | (N) Glassboro State | W                | 6-5  |
| 3/22 | (N) Bowling Green   | W                | 6-3  |
| 3/22 | at Miami (Fla.)     | L                | 1-8  |
| 3/23 | (N) Miami (Ohio)    | W                | 4-1  |
| 3/26 | Greenville          | W                | 4-1  |
| 4/5  | at Louisville       | L                | 2-6  |
| 4/6  | at Louisville       | L                | 9-10 |
| 4/6  | at Louisville       | L                | 8-9  |
| 4/7  | Saint Francis       | W                | 11-3 |
| 4/7  | Saint Francis       | W <sup>(6)</sup> | 7-5  |
| 4/18 | at Bradley          | W                | 4-1  |
| 4/18 | at Bradley          | L                | 0-2  |
| 4/19 | at Bradley          | W                | 10-2 |

|      |                         |   |      |
|------|-------------------------|---|------|
| 4/19 | at Bradley              | W | 13-1 |
| 4/20 | at Missouri-Saint Louis | L | 4-7  |
| 4/20 | at Missouri-Saint Louis | W | 23-6 |
| 4/22 | Missouri-Saint Louis    | W | 3-1  |
| 4/22 | Missouri-Saint Louis    | W | 2-0  |
| 4/25 | Kentucky                | L | 4-8  |
| 4/26 | Kentucky                | W | 6-3  |
| 4/26 | Kentucky                | L | 2-3  |
| 4/28 | Saint Louis             | W | 18-4 |
| 4/29 | Illinois                | W | 11-2 |
| 4/29 | Illinois                | W | 10-1 |
| 4/30 | Eastern Illinois        | W | 11-0 |
| 4/30 | Eastern Illinois        | W | 5-4  |
| 5/4  | SIU-Edwardsville        | W | 10-3 |
| 5/4  | SIU-Edwardsville        | W | 6-5  |
| 5/5  | at Murray State         | W | 9-0  |
| 5/7  | at Illinois             | L | 2-3  |
| 5/7  | at Illinois             | W | 19-3 |
| 5/9  | Lipscomb                | W | 10-2 |
| 5/9  | Lipscomb                | W | 6-1  |
| 5/10 | Austin Peay             | W | 17-4 |
| 5/11 | Austin Peay             | L | 0-2  |
| 5/11 | Austin Peay             | W | 11-2 |

**MVC TOURNAMENT (AT WICHITA STATE)**

|      |                      |   |       |
|------|----------------------|---|-------|
| 5/15 | (N) New Mexico State | W | 24-6  |
| 5/17 | (N) Bradley          | L | 5-7   |
| 5/18 | (N) Creighton        | W | 18-4  |
| 5/19 | (N) Indiana State    | W | 14-12 |
| 5/19 | (N) Bradley          | W | 18-5  |
| 5/20 | at Wichita State     | L | 1-12  |

**1981 [30-17, 7-3 MVC (1st-East)]**

|      |                     |   |      |
|------|---------------------|---|------|
| 3/13 | (N) Lewis           | W | 3-2  |
| 3/13 | at Miami (Fla.)     | L | 0-5  |
| 3/14 | at Miami (Fla.)     | L | 4-6  |
| 3/16 | (N) Maine           | W | 7-4  |
| 3/17 | (N) Miami (Ohio)    | W | 12-8 |
| 3/18 | at Miami (Fla.)     | L | 5-11 |
| 3/19 | (N) Maine           | W | 7-5  |
| 3/20 | at Miami (Ohio)     | W | 5-4  |
| 3/21 | at Miami (Fla.)     | L | 4-7  |
| 3/22 | (N) Bowling Green   | W | 12-6 |
| 3/24 | Lipscomb            | W | 5-2  |
| 3/24 | Lipscomb            | L | 3-5  |
| 3/25 | Greenville          | L | 7-8  |
| 3/27 | at Miami (Ohio)     | W | 6-3  |
| 3/27 | at Miami (Ohio)     | L | 1-10 |
| 3/28 | at Miami (Ohio)     | W | 3-1  |
| 3/28 | at Miami (Ohio)     | W | 8-2  |
| 4/5  | Louisville          | W | 7-5  |
| 4/5  | Louisville          | W | 10-3 |
| 4/6  | at Saint Louis      | W | 10-5 |
| 4/6  | at Saint Louis      | W | 4-3  |
| 4/7  | Murray State        | L | 5-7  |
| 4/8  | SE Missouri State   | W | 11-3 |
| 4/14 | at Washington (Mo.) | W | 18-1 |
| 4/18 | Bradley             | W | 1-3  |
| 4/18 | Bradley             | W | 6-3  |
| 4/19 | Bradley             | W | 12-2 |
| 4/19 | Bradley             | L | 1-6  |
| 4/20 | Kentucky Wesleyan   | W | 11-2 |
| 4/20 | Kentucky Wesleyan   | W | 11-2 |
| 4/25 | at Kentucky         | L | 3-14 |
| 4/25 | at Kentucky         | W | 4-3  |
| 4/26 | at Kentucky         | L | 3-4  |
| 4/29 | at Eastern Illinois | L | 3-4  |
| 4/29 | at Eastern Illinois | W | 7-5  |
| 5/2  | Indiana State       | W | 4-3  |
| 5/2  | Indiana State       | W | 7-2  |
| 5/3  | Indiana State       | W | 7-6  |
| 5/3  | Indiana State       | W | 3-2  |

|     |            |   |     |
|-----|------------|---|-----|
| 5/9 | at Bradley | L | 5-9 |
| 5/9 | at Bradley | W | 3-0 |

**MVC TOURNAMENT (AT WICHITA STATE)**

|      |                  |   |      |
|------|------------------|---|------|
| 5/15 | at Wichita State | L | 4-23 |
| 5/18 | at Wichita State | W | 5-3  |
| 5/19 | at Wichita State | W | 3-0  |

**NCAA MIDWEST REGIONAL (AT ORAL ROBERTS)**

|      |                     |   |     |
|------|---------------------|---|-----|
| 5/22 | (N) San Diego State | W | 4-3 |
| 5/23 | (N) Oklahoma State  | L | 4-9 |
| 5/24 | at Oral Roberts     | L | 2-7 |

**1982 [32-20, 8-8 MVC (2nd-East)]**

|      |                    |   |      |
|------|--------------------|---|------|
| 3/2  | at Arkansas        | W | 3-0  |
| 3/2  | at Arkansas        | L | 2-3  |
| 3/13 | (N) Columbus State | W | 18-2 |
| 3/14 | at Alabama         | W | 8-2  |
| 3/15 | at Alabama         | W | 8-5  |
| 3/16 | at Louisiana State | L | 9-13 |
| 3/18 | at New Orleans     | L | 3-4  |
| 3/18 | at New Orleans     | L | 1-13 |
| 3/19 | at Mississippi     | L | 7-10 |
| 3/20 | at Memphis         | L | 2-8  |
| 3/20 | at Memphis         | L | 8-9  |
| 3/21 | at Murray State    | W | 15-3 |
| 3/24 | Saint Louis        | W | 3-2  |
| 3/26 | Miami (Ohio)       | W | 5-4  |
| 3/26 | Miami (Ohio)       | W | 4-1  |
| 3/27 | Miami (Ohio)       | W | 3-1  |
| 3/27 | Miami (Ohio)       | W | 10-5 |
| 3/31 | Greenville         | W | 9-2  |
| 4/4  | Louisville         | W | 11-5 |
| 4/4  | Louisville         | L | 1-3  |
| 4/10 | Indiana State      | L | 2-7  |
| 4/10 | Indiana State      | L | 2-4  |
| 4/11 | Indiana State      | W | 8-5  |
| 4/11 | Indiana State      | L | 0-4  |
| 4/12 | Lipscomb           | W | 10-7 |
| 4/12 | Lipscomb           | W | 4-1  |
| 4/14 | Kentucky           | W | 5-3  |
| 4/14 | Kentucky           | W | 7-1  |
| 4/17 | Bradley            | L | 3-4  |
| 4/17 | Bradley            | W | 8-1  |
| 4/18 | Bradley            | W | 4-3  |
| 4/18 | Bradley            | W | 8-0  |
| 4/21 | Saint Xavier       | W | 4-1  |
| 4/21 | Saint Xavier       | W | 3-1  |
| 4/24 | Illinois State     | W | 9-4  |
| 4/24 | Illinois State     | W | 5-1  |
| 4/25 | Illinois State     | L | 0-1  |
| 4/25 | Illinois State     | L | 0-5  |
| 4/28 | Eastern Illinois   | L | 5-8  |
| 4/28 | Eastern Illinois   | L | 0-7  |
| 5/1  | at Indiana State   | L | 5-6  |
| 5/1  | at Indiana State   | W | 4-2  |
| 5/2  | at Indiana State   | W | 6-3  |
| 5/2  | at Indiana State   | L | 0-3  |
| 5/4  | SIU-Edwardsville   | W | 3-2  |
| 5/4  | SIU-Edwardsville   | W | 6-3  |
| 5/5  | Illinois           | W | 10-5 |
| 5/5  | Illinois           | W | 5-0  |

**MVC TOURNAMENT (AT WICHITA STATE)**

|      |                   |   |      |
|------|-------------------|---|------|
| 5/13 | at Wichita State  | L | 6-9  |
| 5/14 | (N) Creighton     | W | 20-6 |
| 5/15 | at Wichita State  | W | 8-7  |
| 5/15 | (N) Indiana State | L | 2-5  |

**1984 [20-22, 9-4 MVC (1st)]**

|      |                     |   |       |
|------|---------------------|---|-------|
| 3/9  | (N) Lewis           | W | 9-5   |
| 3/12 | (N) South Carolina  | L | 6-12  |
| 3/14 | (N) Montclair State | L | 0-5   |
| 3/14 | at Miami (Fla.)     | L | 3-4   |
| 3/15 | (N) Lewis           | W | 12-2  |
| 3/16 | (N) Rutgers         | W | 9-5   |
| 3/16 | at Miami (Fla.)     | L | 7-10  |
| 3/17 | (N) Georgetown      | W | 10-4  |
| 3/17 | at Miami (Fla.)     | L | 6-11  |
| 3/18 | (N) Fordham         | W | 4-3   |
| 3/25 | at Memphis          | L | 2-3   |
| 3/25 | at Memphis          | W | 5-3   |
| 3/26 | at Lipscomb         | L | 2-3   |
| 3/26 | at Lipscomb         | L | 3-10  |
| 3/30 | at Louisville       | L | 2-4   |
| 3/31 | at Louisville       | L | 6-7   |
| 3/31 | at Louisville       | L | 3-11  |
| 4/4  | at Murray State     | L | 9-10  |
| 4/7  | Bradley             | L | 1-2   |
| 4/7  | Bradley             | W | 8-3   |
| 4/8  | Bradley             | W | 8-2   |
| 4/8  | Bradley             | W | 5-2   |
| 4/10 | SIU-Edwardsville    | L | 11-12 |
| 4/14 | at Illinois State   | L | 4-5   |
| 4/14 | at Illinois State   | L | 1-2   |
| 4/17 | South Alabama       | W | 7-1   |
| 4/17 | South Alabama       | W | 5-4   |
| 4/24 | at Evansville       | W | 7-6   |
| 4/24 | at Evansville       | L | 7-8   |

**MVC TOURNAMENT (AT INDIANA STATE)**

|      |                   |   |      |
|------|-------------------|---|------|
| 5/14 | (N) Wichita State | L | 6-9  |
| 5/15 | (N) Creighton     | W | 7-6  |
| 5/16 | at Indiana State  | W | 4-3  |
| 5/16 | (N) Wichita State | L | 8-12 |

**1983 [23-18, 4-2 MVC (2nd-East)]**

|     |             |   |     |
|-----|-------------|---|-----|
| 3/1 | at Arkansas | W | 7-3 |
| 3/1 | at Arkansas | L | 2-6 |

## ALL-TIME RESULTS

|      |                  |   |     |
|------|------------------|---|-----|
| 4/25 | Eastern Illinois | L | 1-4 |
| 4/25 | Eastern Illinois | W | 6-4 |
| 4/28 | Creighton        | W | 2-1 |
| 4/28 | Creighton        | W | 2-1 |
| 4/29 | Creighton        | W | 6-5 |
| 4/29 | Creighton        | W | 4-0 |
| 5/2  | Illinois         | L | 3-5 |
| 5/2  | Illinois         | W | 5-4 |
| 5/5  | Indiana State    | W | 5-2 |
| 5/5  | Indiana State    | L | 5-6 |
| 5/6  | Indiana State    | W | 5-4 |

**MVC TOURNAMENT (AT SIU)**

|      |                |   |      |
|------|----------------|---|------|
| 5/12 | Wichita State  | L | 1-3  |
| 5/13 | Illinois State | L | 6-17 |

**1985 [28-29, 5-15 MVC (6th)]**

|      |   |                  |       |
|------|---|------------------|-------|
| 3/9  | (N) Lewis                                 | W                | 5-1   |
| 3/9  | (N) Lewis                                 | W                | 12-3  |
| 3/9  | (N) Georgetown                            | L                | 5-6   |
| 3/11 | (N) Lewis                                 | W                | 10-7  |
| 3/11 | (N) Maine                                 | L                | 6-7   |
| 3/12 | (N) Army                                  | W                | 12-10 |
| 3/13 | (N) Maine                                 | L                | 4-12  |
| 3/14 | at Miami (Fla.)                           | L                | 0-2   |
| 3/15 | (N) Rutgers                               | W                | 15-7  |
| 3/15 | at Miami (Fla.)                           | L                | 0-2   |
| 3/16 | (N) Bowling Green                         | W                | 13-2  |
| 3/16 | at Miami (Fla.)                           | L                | 6-7   |
| 3/17 | (N) James Madison                         | W                | 10-2  |
| 3/19 | at SE Missouri State                      | L                | 4-9   |
| 3/19 | at SE Missouri State                      | W                | 10-5  |
| 3/20 | Greenville                                | W                | 17-1  |
| 3/23 | at Murray State                           | W                | 14-3  |
| 3/24 | at Murray State                           | W                | 13-6  |
| 3/27 | Saint Louis                               | W                | 6-2   |
| 3/27 | Saint Louis                               | W                | 14-2  |
| 3/29 | at SIU-Edwardsville                       | W <sup>(5)</sup> | 2-1   |
| 4/2  | at Evansville                             | L                | 3-4   |
| 4/2  | at Evansville                             | W                | 4-2   |
| 4/3  | Illinois                                  | L                | 3-4   |
| 4/3  | Illinois                                  | W                | 9-7   |
| 4/5  | at Bradley                                | W                | 11-3  |
| 4/5  | at Bradley                                | L                | 3-4   |
| 4/7  | at Bradley                                | L                | 3-4   |
| 4/7  | at Bradley                                | L                | 2-3   |
| 4/8  | Saint Francis                             | W                | 9-5   |
| 4/8  | Saint Francis                             | W                | 7-4   |
| 4/9  | Saint Francis                             | L                | 0-2   |
| 4/9  | Saint Francis                             | W                | 6-3   |
| 4/11 | at SIU-Edwardsville                       | W                | 7-1   |
| 4/13 | Illinois State                            | W                | 4-2   |
| 4/13 | Illinois State                            | L                | 2-3   |
| 4/15 | Illinois State                            | L                | 8-11  |
| 4/15 | Illinois State                            | W                | 8-3   |
| 4/16 | Lipscomb                                  | W                | 4-1   |
| 4/16 | Lipscomb                                  | W                | 12-2  |
| 4/17 | (N) Saint Louis <sup>(Sauget, Ill.)</sup> | W                | 13-3  |
| 4/20 | Wichita State                             | L                | 0-4   |
| 4/20 | Wichita State                             | W                | 2-1   |
| 4/21 | Wichita State                             | L                | 0-4   |
| 4/21 | Wichita State                             | W                | 5-2   |
| 4/23 | Evansville                                | L                | 3-5   |
| 4/23 | Evansville                                | L                | 2-3   |
| 4/27 | at Creighton                              | L                | 0-9   |
| 4/27 | at Creighton                              | L                | 1-3   |
| 4/29 | at Creighton                              | L                | 8-9   |
| 4/29 | at Creighton                              | L                | 3-4   |
| 4/30 | Oklahoma City                             | L                | 5-8   |
| 4/30 | Oklahoma City                             | L                | 3-5   |
| 5/4  | at Indiana State                          | L                | 3-7   |
| 5/4  | at Indiana State                          | L                | 0-8   |

|     |                  |   |     |
|-----|------------------|---|-----|
| 5/5 | at Indiana State | L | 3-9 |
| 5/5 | at Indiana State | L | 5-7 |

**1986 [39-22-2, 13-7 MVC (1st)]**

|      |                         |   |       |
|------|-------------------------|---|-------|
| 3/8  | at Miami (Fla.)         | L | 1-4   |
| 3/10 | (N) Fairleigh Dickinson | W | 10-3  |
| 3/11 | (N) Creighton           | W | 11-6  |
| 3/11 | (N) Maine               | W | 4-2   |
| 3/12 | (N) Fairleigh Dickinson | W | 11-3  |
| 3/12 | (N) James Madison       | W | 5-3   |
| 3/13 | (N) James Madison       | L | 6-7   |
| 3/14 | (N) Rutgers             | W | 17-13 |
| 3/14 | at Miami (Fla.)         | L | 2-5   |
| 3/19 | Wisconsin               | W | 10-8  |
| 3/19 | Wisconsin               | W | 15-5  |
| 3/20 | Wisconsin               | L | 2-9   |
| 3/21 | Greenville              | W | 17-3  |
| 3/23 | Missouri-Saint Louis    | L | 3-6   |
| 3/23 | Missouri-Saint Louis    | L | 4-7   |
| 3/25 | Murray State            | W | 13-3  |
| 3/26 | SE Missouri State       | L | 10-13 |
| 3/26 | SE Missouri State       | T | 5-5   |
| 3/27 | at Saint Louis          | W | 7-1   |
| 3/29 | at Missouri             | L | 9-11  |
| 3/29 | at Missouri             | W | 16-13 |
| 4/2  | Saint Xavier            | W | 8-5   |
| 4/2  | Saint Xavier            | W | 7-3   |
| 4/3  | Saint Xavier            | W | 5-2   |
| 4/3  | Saint Xavier            | W | 7-2   |
| 4/5  | Creighton               | L | 5-8   |
| 4/5  | Creighton               | W | 5-2   |
| 4/6  | Creighton               | W | 5-1   |
| 4/6  | Creighton               | L | 5-7   |
| 4/8  | at Evansville           | L | 3-6   |
| 4/8  | at Evansville           | W | 6-2   |
| 4/10 | SIU-Edwardsville        | W | 11-3  |
| 4/12 | Bradley                 | L | 2-5   |
| 4/12 | Bradley                 | W | 8-2   |
| 4/13 | Bradley                 | W | 11-3  |
| 4/13 | Bradley                 | W | 5-2   |
| 4/15 | Evansville              | W | 6-4   |
| 4/15 | Evansville              | W | 15-3  |
| 4/16 | McKendree               | W | 6-4   |
| 4/16 | McKendree               | W | 12-4  |
| 4/17 | at SIU-Edwardsville     | L | 1-11  |
| 4/19 | at Wichita State        | W | 2-1   |
| 4/19 | at Wichita State        | L | 5-9   |
| 4/20 | at Wichita State        | L | 5-6   |
| 4/20 | at Wichita State        | L | 1-2   |
| 4/22 | Saint Louis             | W | 19-5  |
| 4/23 | Eastern Illinois        | L | 1-15  |
| 4/23 | Eastern Illinois        | T | 2-2   |
| 4/26 | at Illinois State       | W | 5-1   |
| 4/26 | at Illinois State       | L | 0-1   |
| 4/27 | at Illinois State       | W | 3-2   |
| 4/27 | at Illinois State       | W | 13-3  |
| 4/27 | at Illinois State       | L | 11-8  |
| 5/3  | Indiana State           | W | 3-2   |
| 5/3  | Indiana State           | W | 2-1   |
| 5/4  | Indiana State           | W | 5-3   |
| 5/4  | Indiana State           | W | 3-2   |

**MVC TOURNAMENT (AT SIU)**

|      |                |   |      |
|------|----------------|---|------|
| 5/16 | Creighton      | W | 3-1  |
| 5/17 | Illinois State | L | 9-13 |
| 5/17 | Wichita State  | W | 7-3  |
| 5/19 | Indiana State  | L | 6-13 |

**NCAA CENTRAL REGIONAL (AT TEXAS)**

|      |                |   |      |
|------|----------------|---|------|
| 5/22 | at Texas       | L | 7-21 |
| 5/23 | (N) Pepperdine | L | 3-5  |

**1987 [36-21, 10-10 MVC (4th)]**

|  |                       |   |      |
|--|-----------------------|---|------|
| 3/13   | (N) Rutgers           | L | 1-8  |
| 3/13   | at Miami (Fla.)       | L | 4-9  |
| 3/14   | (N) West Chester      | W | 13-6 |
| 3/14   | at Miami (Fla.)       | L | 0-7  |
| ^ Miami pitcher Kevin Sheary threw a 9-inning perfect game |                       |   |      |
| 3/15   | (N) LaSalle           | W | 13-0 |
| 3/17   | (N) William Patterson | W | 17-4 |
| 3/18   | (N) Rutgers           | W | 3-2  |
| 3/19   | (N) Maine             | L | 5-12 |
| 3/20   | (N) Montclair State   | W | 10-4 |
| 3/21   | (N) Maine             | W | 6-1  |
| 3/22   | (N) Montclair State   | W | 10-7 |
| 3/25   | Saint Mary's (Minn.)  | W | 16-4 |
| 3/25   | Saint Mary's (Minn.)  | W | 8-0  |
| 3/26   | Saint Mary's (Minn.)  | W | 10-4 |
| 3/26   | Saint Mary's (Minn.)  | W | 7-4  |
| 3/27   | Greenville            | W | 7-2  |
| 3/28   | Wisconsin             | W | 3-2  |
| 3/28   | Wisconsin             | W | 6-2  |
| 3/29   | Wisconsin             | W | 3-1  |
| 4/1  | Missouri              | L | 3-4  |
| 4/2  | Saint Louis           | W | 14-3 |
| 4/4  | at Creighton          | W | 3-2  |
| 4/4  | at Creighton          | W | 5-2  |
| 4/5  | at Creighton          | L | 6-7  |
| 4/5  | at Creighton          | W | 13-8 |
| 4/7  | at Evansville         | W | 3-1  |
| 4/7  | at Evansville         | W | 6-5  |
| 4/8  | SIU-Edwardsville      | L | 3-4  |
| 4/11   | at Bradley            | L | 3-4  |
| 4/11   | at Bradley            | W | 5-4  |
| 4/12   | at Bradley            | W | 4-2  |
| 4/12   | at Bradley            | L | 8-9  |
| 4/14   | Evansville            | W | 14-3 |
| 4/14   | Evansville            | W | 6-0  |
| 4/17   | Wichita State         | L | 8-11 |
| 4/17   | Wichita State         | W | 5-1  |
| 4/18   | Wichita State         | W | 3-2  |
| 4/18   | Wichita State         | L | 6-13 |
| 4/20   | Louisville            | W | 6-1  |
| 4/21   | Murray State          | L | 5-7  |
| 4/23   | at SIU-Edwardsville   | L | 2-4  |
| 4/25   | Illinois State        | W | 2-1  |
| 4/25   | Illinois State        | W | 17-1 |
| 4/26   | Illinois State        | L | 1-4  |
| 4/26   | Illinois State        | L | 2-6  |
| 4/28   | Murray State          | W | 12-5 |
| 4/29   | SE Missouri State     | W | 7-1  |
| 4/30   | at Saint Louis        | W | 18-2 |
| 5/2  | at Indiana State      | L | 4-7  |
| 5/2  | at Indiana State      | L | 5-10 |
| 5/3  | at Indiana State      | W | 6-2  |
| 5/3  | at Indiana State      | L | 4-5  |
| 5/6  | at SE Missouri State  | L | 5-6  |
| 5/9  | Missouri-Saint Louis  | W | 4-0  |
| 5/9  | Missouri-Saint Louis  | W | 7-0  |

**MVC TOURNAMENT (AT WICHITA STATE)**

|      |                   |   |     |
|------|-------------------|---|-----|
| 5/14 | (N) Indiana State | L | 1-6 |
| 5/15 | at Wichita State  | L | 4-6 |

**1988 [40-22, 11-9 MVC (3rd)]**

|      |                     |   |      |
|------|---------------------|---|------|
| 3/11 | (N) Army            | W | 12-5 |
| 3/11 | at Miami (Fla.)     | L | 6-7  |
| 3/12 | at Miami (Fla.)     | L | 5-6  |
| 3/12 | (N) Purdue          | W | 1-0  |
| 3/13 | (N) Montclair State | W | 21-6 |
| 3/15 | (N) Maine           | W | 8-1  |
| 3/16 | (N) Montclair State | W | 5-1  |

|      |                       |   |      |
|------|-----------------------|---|------|
| 3/17 | (N) Maine             | L | 5-6  |
| 3/18 | (N) Rutgers           | L | 6-7  |
| 3/20 | (N) Michigan State    | W | 4-3  |
| 3/24 | Saint Mary's (Minn.)  | W | 10-0 |
| 3/24 | Saint Mary's (Minn.)  | W | 12-2 |
| 3/25 | Saint Mary's (Minn.)  | W | 10-0 |
| 3/25 | Saint Mary's (Minn.)  | W | 21-1 |
| 3/26 | Saint Francis         | W | 2-1  |
| 3/26 | Saint Francis         | W | 8-6  |
| 3/27 | Saint Francis         | L | 0-4  |
| 3/27 | Saint Francis         | L | 6-7  |
| 3/30 | at Missouri           | L | 2-4  |
| 3/30 | at Missouri           | L | 3-6  |
| 4/3  | Missouri State        | L | 5-8  |
| 4/3  | Missouri State        | W | 4-3  |
| 4/4  | at Saint Louis        | W | 8-5  |
| 4/5  | Evansville            | W | 4-3  |
| 4/5  | Evansville            | L | 5-9  |
| 4/7  | at Southeast Missouri | W | 15-3 |
| 4/9  | Illinois State        | L | 2-5  |
| 4/9  | Illinois State        | W | 1-0  |
| 4/10 | Illinois State        | W | 9-5  |
| 4/10 | Illinois State        | L | 8-10 |
| 4/12 | at Evansville         | W | 7-3  |
| 4/12 | at Evansville         | W | 4-1  |
| 4/13 | Saint Louis           | W | 11-7 |
| 4/16 | Bradley               | L | 4-5  |
| 4/16 | Bradley               | W | 5-2  |
| 4/17 | Bradley               | W | 5-4  |
| 4/17 | Bradley               | W | 9-6  |
| 4/20 | Eastern Illinois      | L | 2-5  |
| 4/20 | Eastern Illinois      | W | 5-4  |
| 4/23 | Creighton             | W | 9-4  |
| 4/23 | Creighton             | L | 5-9  |
| 4/24 | Creighton             | L | 1-8  |
| 4/24 | Creighton             | W | 9-6  |
| 4/26 | (N) Murray State      | W | 26-5 |
| 4/27 | SIU-Edwardsville      | W | 11-4 |
| 4/30 | at Wichita State      | L | 3-6  |
| 4/30 | at Wichita State      | L | 4-5  |
| 5/1  | at Wichita State      | L | 5-7  |
| 5/1  | at Wichita State      | L | 7-13 |
| 5/3  | Murray State          | W | 5-3  |
| 5/4  | Southeast Missouri    | W | 6-0  |
| 5/7  | Indiana State         | W | 5-4  |
| 5/7  | Indiana State         | W | 6-5  |
| 5/8  | Indiana State         | W | 8-3  |
| 5/8  | Indiana State         | W | 2-1  |
| 5/14 | Louisville            | W | 4-2  |
| 5/14 | Louisville            | W | 5-0  |
| 5/15 | Missouri-St. Louis    | W | 9-2  |

**MVC TOURNAMENT (AT WICHITA STATE)**

|      |                   |   |      |
|------|-------------------|---|------|
| 5/19 | (N) Bradley       | W | 5-4  |
| 5/20 | (N) Creighton     | L | 5-10 |
| 5/21 | (N) Indiana State | L | 5-13 |

**1989 [26-38, 6-14 MVC (6th)]**

|      |                         |   |      |
|------|-------------------------|---|------|
| 3/10 | (N) Fairleigh Dickinson | W | 13-8 |
| 3/10 | at Miami (Fla.)         | L | 0-6  |
| 3/11 | (N) James Madison       | L | 4-11 |
| 3/11 | at Miami (Fla.)         | L | 6-10 |
| 3/13 | (N) Monmouth            | W | 12-1 |
| 3/14 | at Florida Atlantic     | L | 6-15 |
| 3/16 | (N) Pace                | W | 14-1 |
| 3/17 | (N) Rutgers             | W | 5-4  |
| 3/17 | (N) Pace                | L | 6-12 |
| 3/19 | (N) Rutgers             | W | 5-4  |
| 3/19 | (N) Montclair State     | L | 8-9  |
| 3/22 | at Arkansas State       | L | 5-7  |
| 3/22 | at Arkansas State       | L | 8-9  |

# ALL-TIME RESULTS

|      |                      |   |      |
|------|----------------------|---|------|
| 3/23 | at SE Missouri State | W | 12-7 |
| 3/25 | McKendree            | W | 6-5  |
| 3/25 | McKendree            | L | 1-3  |
| 3/26 | Quincy College       | W | 11-4 |
| 3/26 | Quincy College       | W | 9-6  |
| 4/2  | Missouri State       | W | 2-1  |
| 4/2  | Missouri State       | L | 1-2  |
| 4/4  | Evansville           | W | 8-5  |
| 4/4  | Evansville           | W | 15-4 |
| 4/5  | SIU-Edwardsville     | W | 18-5 |
| 4/8  | at Illinois State    | W | 5-4  |
| 4/8  | at Illinois State    | W | 8-1  |
| 4/9  | at Illinois State    | L | 2-3  |
| 4/9  | at Illinois State    | L | 1-2  |
| 4/11 | at Evansville        | L | 1-6  |
| 4/11 | at Evansville        | W | 5-4  |
| 4/12 | Arkansas State       | W | 3-2  |
| 4/12 | Arkansas State       | W | 7-3  |
| 4/15 | at Bradley           | L | 1-6  |
| 4/15 | at Bradley           | L | 1-4  |
| 4/16 | at Bradley           | L | 8-9  |
| 4/16 | at Bradley           | W | 10-5 |
| 4/18 | Southern Indiana     | W | 6-1  |
| 4/18 | Southern Indiana     | L | 2-6  |
| 4/19 | at Eastern Illinois  | W | 13-7 |
| 4/19 | at Eastern Illinois  | L | 4-5  |
| 4/22 | at Creighton         | L | 2-6  |
| 4/22 | at Creighton         | L | 2-13 |
| 4/23 | at Creighton         | L | 2-6  |
| 4/23 | at Creighton         | W | 5-2  |
| 4/25 | Missouri             | L | 0-7  |
| 4/25 | Missouri             | W | 5-4  |
| 4/27 | at Murray State      | L | 2-18 |
| 4/28 | Wichita State        | L | 4-12 |
| 4/28 | Wichita State        | W | 4-1  |
| 4/29 | Wichita State        | L | 2-5  |
| 4/29 | Wichita State        | L | 4-6  |
| 5/2  | Murray State         | L | 0-8  |
| 5/3  | Austin Peay          | L | 5-6  |
| 5/3  | Austin Peay          | L | 5-14 |
| 5/6  | at Indiana State     | L | 5-6  |
| 5/6  | at Indiana State     | L | 1-9  |
| 5/7  | at Indiana State     | W | 11-6 |
| 5/7  | at Indiana State     | L | 3-10 |
| 5/13 | at Western Kentucky  | L | 2-3  |
| 5/13 | at Western Kentucky  | L | 2-6  |
| 5/14 | at Western Kentucky  | L | 2-8  |

**MVC TOURNAMENT (AT WICHITA STATE)**

|      |                  |   |      |
|------|------------------|---|------|
| 5/18 | (N) Creighton    | W | 7-4  |
| 5/19 | at Wichita State | L | 3-16 |
| 5/19 | (N) Creighton    | W | 6-2  |
| 5/20 | at Wichita State | L | 3-5  |

**1990** [49-14, 14-6 MVC (1st)]

|      |                         |   |      |
|------|-------------------------|---|------|
| 3/3  | at Louisville           | L | 2-8  |
| 3/4  | at Louisville           | W | 6-5  |
| 3/9  | (N) Fairleigh Dickinson | W | 19-2 |
| 3/9  | at Miami (Fla.)         | L | 1-5  |
| 3/10 | (N) Lewis               | W | 13-2 |
| 3/10 | at Miami (Fla.)         | W | 1-0  |
| 3/12 | (N) Davidson            | W | 7-2  |
| 3/13 | (N) Pace                | W | 3-2  |
| 3/14 | (N) Davidson            | W | 24-6 |
| 3/15 | (N) Pace                | W | 11-6 |
| 3/16 | (N) Rutgers             | W | 9-2  |
| 3/17 | (N) Pace                | W | 22-3 |
| 3/21 | at Arkansas State       | W | 4-0  |
| 3/21 | at Arkansas State       | W | 4-2  |
| 3/22 | at SE Missouri State    | W | 9-3  |
| 3/23 | Eastern Illinois        | W | 6-5  |

|      |                     |   |       |
|------|---------------------|---|-------|
| 3/23 | Eastern Illinois    | W | 11-1  |
| 3/27 | at Austin Peay      | W | 13-6  |
| 3/31 | at Missouri State   | W | 3-2   |
| 3/31 | at Missouri State   | W | 9-2   |
| 4/1  | at Missouri State   | L | 6-7   |
| 4/3  | Evansville          | L | 6-10  |
| 4/3  | Evansville          | W | 11-7  |
| 4/5  | at Saint Louis      | W | 21-1  |
| 4/7  | Bradley             | W | 9-1   |
| 4/7  | Bradley             | L | 4-7   |
| 4/8  | Bradley             | W | 4-0   |
| 4/8  | Bradley             | W | 8-3   |
| 4/12 | SE Missouri State   | W | 12-1  |
| 4/14 | Creighton           | W | 8-7   |
| 4/14 | Creighton           | W | 3-1   |
| 4/15 | Creighton           | W | 3-2   |
| 4/15 | Creighton           | L | 6-8   |
| 4/17 | at SIU-Edwardsville | W | 7-2   |
| 4/18 | Arkansas State      | W | 9-5   |
| 4/18 | Arkansas State      | W | 13-2  |
| 4/20 | at Wichita State    | W | 4-3   |
| 4/21 | at Wichita State    | W | 1-0   |
| 4/21 | at Wichita State    | L | 1-5   |
| 4/22 | at Wichita State    | L | 4-6   |
| 4/24 | Saint Louis         | W | 17-3  |
| 4/26 | at Murray State     | W | 9-6   |
| 4/28 | at Illinois State   | W | 10-4  |
| 4/28 | at Illinois State   | W | 4-3   |
| 4/29 | at Illinois State   | W | 8-2   |
| 4/29 | at Illinois State   | W | 5-2   |
| 5/1  | at Missouri         | W | 9-6   |
| 5/1  | at Missouri         | W | 6-5   |
| 5/5  | Indiana State       | W | 6-1   |
| 5/5  | Indiana State       | L | 12-13 |
| 5/6  | Indiana State       | W | 12-6  |
| 5/6  | Indiana State       | L | 2-5   |
| 5/13 | Western Kentucky    | L | 4-7   |
| 5/13 | Western Kentucky    | W | 7-4   |

**MVC TOURNAMENT (AT WICHITA STATE)**

|      |                    |   |      |
|------|--------------------|---|------|
| 5/16 | (N) Bradley        | W | 10-9 |
| 5/17 | (N) Creighton      | L | 4-5  |
| 5/18 | (N) Illinois State | W | 6-1  |
| 5/18 | (N) Creighton      | W | 7-5  |
| 5/19 | (N) Creighton      | W | 9-8  |

**NCAA REGIONAL (AT STANFORD)**

|      |                     |   |     |
|------|---------------------|---|-----|
| 5/24 | (N) Fresno State    | L | 2-3 |
| 5/25 | (N) Campbell        | W | 8-7 |
| 5/26 | (N) Fresno State    | W | 3-1 |
| 5/26 | (N) San Diego State | L | 3-4 |

## THE SAM RIGGLE-MAN ERA (1991-94)

**OVERALL:** 82-114-1 (.419)  
**MVC:** 19-51 (.275)

**1991** [27-36-1, 6-18 MVC (6th)]

|      |                         |   |       |
|------|-------------------------|---|-------|
| 3/5  | at Arkansas State       | L | 6-8   |
| 3/5  | at Arkansas State       | L | 7-8   |
| 3/8  | (N) Villanova           | L | 4-9   |
| 3/8  | at Miami (Fla.)         | W | 2-1   |
| 3/9  | (N) Fairleigh Dickinson | W | 12-8  |
| 3/9  | at Miami (Fla.)         | L | 0-12  |
| 3/11 | (N) Maine               | W | 8-3   |
| 3/12 | (N) George Washington   | L | 11-13 |
| 3/13 | (N) George Washington   | W | 16-2  |
| 3/14 | (N) Maine               | W | 8-5   |
| 3/15 | (N) Rutgers             | L | 2-3   |

|      |                      |   |      |
|------|----------------------|---|------|
| 3/16 | (N) Rutgers          | L | 7-12 |
| 3/21 | at SE Missouri State | W | 7-4  |
| 3/23 | NE ILLINOIS          | W | 10-9 |
| 3/24 | NE ILLINOIS          | W | 4-3  |
| 3/24 | NE ILLINOIS          | W | 4-2  |
| 3/26 | AUSTIN PEAY          | W | 7-5  |
| 3/29 | MISSOURI STATE       | L | 1-6  |
| 3/30 | MISSOURI STATE       | W | 8-3  |
| 3/30 | MISSOURI STATE       | L | 2-9  |
| 3/31 | MISSOURI STATE       | L | 4-8  |
| 4/2  | at Evansville        | L | 0-7  |
| 4/2  | at Evansville        | L | 0-1  |
| 4/6  | at Bradley           | L | 4-10 |
| 4/6  | at Bradley           | L | 0-4  |
| 4/7  | at Bradley           | L | 0-3  |
| 4/7  | at Bradley           | L | 2-7  |
| 4/9  | EVANSVILLE           | W | 9-2  |
| 4/10 | EVANSVILLE           | W | 5-4  |
| 4/11 | SE MISSOURI STATE    | W | 5-4  |
| 4/13 | at Creighton         | L | 1-12 |
| 4/13 | at Creighton         | L | 0-3  |
| 4/14 | at Creighton         | L | 3-7  |
| 4/14 | at Creighton         | L | 2-5  |
| 4/16 | SIU-EDWARDSVILLE     | W | 10-7 |
| 4/17 | ARKANSAS STATE       | W | 10-2 |
| 4/17 | ARKANSAS STATE       | W | 12-0 |
| 4/19 | WICHITA STATE        | L | 3-14 |
| 4/20 | WICHITA STATE        | L | 1-5  |
| 4/20 | WICHITA STATE        | W | 4-2  |
| 4/21 | WICHITA STATE        | L | 5-7  |
| 4/23 | SAINT LOUIS          | L | 1-12 |
| 4/24 | at Eastern Illinois  | L | 1-5  |
| 4/24 | at Eastern Illinois  | W | 7-1  |
| 4/25 | at Murray State      | W | 11-8 |
| 4/27 | ILLINOIS STATE       | W | 6-5  |
| 4/27 | ILLINOIS STATE       | L | 1-2  |
| 4/28 | ILLINOIS STATE       | W | 13-5 |
| 4/28 | ILLINOIS STATE       | W | 6-4  |
| 4/29 | MISSOURI             | L | 3-4  |
| 4/29 | MISSOURI             | L | 5-8  |
| 5/1  | MURRAY STATE         | W | 16-5 |
| 5/3  | at Austin Peay       | L | 2-13 |
| 5/4  | (N) Eastern Michigan | L | 0-3  |
| 5/4  | (N) Morehead State   | T | 1-1  |
| 5/5  | at Wright State      | L | 1-2  |
| 5/11 | at Indiana State     | W | 3-1  |
| 5/11 | at Indiana State     | L | 2-7  |
| 5/12 | at Indiana State     | L | 3-5  |
| 5/12 | at Indiana State     | L | 3-9  |

**MVC TOURNAMENT (AT WICHITA STATE)**

|      |                |   |      |
|------|----------------|---|------|
| 5/15 | Indiana State  | L | 4-5  |
| 5/16 | Illinois State | W | 5-2  |
| 5/17 | Bradley        | W | 10-1 |
| 5/17 | Indiana State  | L | 2-7  |

**1992** [18-31, 6-13 MVC (7th)]

|      |                   |   |      |
|------|-------------------|---|------|
| 2/29 | Mississippi       | L | 0-16 |
| 3/1  | Mississippi       | L | 1-12 |
| 3/6  | EASTERN KENTUCKY  | W | 4-2  |
| 3/7  | IOWA              | L | 5-8  |
| 3/8  | NORTHERN ILLINOIS | L | 2-4  |

**Spring Break Trip (Miami, Fla.)**

|      |                           |   |       |
|------|---------------------------|---|-------|
| 3/13 | (N) Illinois              | L | 0-5   |
| 3/14 | (N) Illinois              | L | 4-8   |
| 3/14 | (N) Mercy College         | W | 7-0   |
| 3/16 | (N) Rutgers               | W | 10-8  |
| 3/17 | (N) Florida International | W | 8-4   |
| 3/18 | (N) Rutgers               | W | 14-13 |
| 3/19 | (N) Columbia              | W | 9-8   |
| 3/20 | at Miami (Fla.)           | L | 1-9   |

|      |                       |   |       |
|------|-----------------------|---|-------|
| 3/21 | at Miami (Fla.)       | L | 1-5   |
| 3/24 | LOUISVILLE            | L | 2-4   |
| 3/26 | NE ILLINOIS           | W | 9-3   |
| 3/26 | NE ILLINOIS           | L | 4-7   |
| 3/28 | Missouri State        | L | 4-9   |
| 3/28 | Missouri State        | L | 3-15  |
| 3/29 | Missouri State        | W | 5-3   |
| 4/1  | at Saint Louis        | W | 11-7  |
| 4/2  | AUSTIN PEAY           | W | 10-6  |
| 4/4  | CREIGHTON             | W | 3-1   |
| 4/4  | CREIGHTON             | L | 6-11  |
| 4/5  | CREIGHTON             | L | 2-7   |
| 4/7  | EVANSVILLE            | L | 3-8   |
| 4/8  | EASTERN ILLINOIS      | W | 8-6   |
| 4/8  | EASTERN ILLINOIS      | L | 0-5   |
| 4/11 | BRADLEY               | L | 2-6   |
| 4/11 | BRADLEY               | L | 1-5   |
| 4/12 | BRADLEY               | W | 7-2   |
| 4/14 | at Kentucky           | L | 11-24 |
| 4/15 | SAINT LOUIS           | L | 1-6   |
| 4/16 | (N*) SIU-Edwardsville | L | 2-8   |
| 4/18 | at Northern Iowa      | W | 1-0   |
| 4/22 | at Missouri           | L | 7-13  |
| 4/24 | at Illinois State     | L | 4-7   |
| 4/25 | at Illinois State     | W | 8-2   |
| 4/26 | at Illinois State     | W | 6-3   |
| 4/28 | at Evansville         | W | 5-3   |
| 5/1  | at Wichita State      | L | 4-8   |
| 5/2  | at Wichita State      | L | 3-5   |
| 5/3  | at Wichita State      | L | 2-13  |
| 5/5  | MURRAY STATE          | W | 15-11 |
| 5/6  | SE MISSOURI STATE     | L | 5-6   |
| 5/7  | at Austin Peay        | L | 2-12  |
| 5/9  | INDIANA STATE         | L | 1-5   |
| 5/9  | INDIANA STATE         | L | 4-5   |
| 5/10 | INDIANA STATE         | L | 5-9   |

\*Game played at Busch Stadium

**1993** [22-29, 5-15 MVC(7th)]

|      |                     |   |       |
|------|---------------------|---|-------|
| 2/21 | at Oklahoma State   | L | 6-9   |
| 2/22 | at Oklahoma State   | W | 2-1   |
| 2/26 | at Memphis          | L | 1-9   |
| 2/27 | at Middle Tennessee | L | 3-10  |
| 2/28 | at Middle Tennessee | W | 7-5   |
| 3/7  | UT MARTIN           | W | 3-1   |
| 3/9  | at Arkansas State   | L | 1-7   |
| 3/12 | (N) Mercy College   | W | 4-3   |
| 3/12 | (N) Mercy College   | W | 8-3   |
| 3/14 | (N) Columbia        | W | 17-5  |
| 3/15 | (N) Rutgers         | W | 5-1   |
| 3/15 | (N) Maine           | W | 4-3   |
| 3/17 | (N) Rutgers         | L | 8-11  |
| 3/18 | at Miami (Fla.)     | L | 2-6   |
| 3/19 | (N) Columbia        | W | 11-0  |
| 3/19 | (N) Iona            | W | 6-0   |
| 3/24 | at Louisville       | W | 11-7  |
| 3/27 | NE ILLINOIS         | W | 13-6  |
| 3/28 | NE ILLINOIS         | L | 5-6   |
| 3/28 | NE ILLINOIS         | W | 6-4   |
| 3/30 | SAINT LOUIS         | L | 4-6   |
| 3/31 | at Austin Peay      | L | 4-8   |
| 4/3  | at Creighton        | L | 1-2   |
| 4/3  | at Creighton        | W | 3-2   |
| 4/4  | at Creighton        | L | 11-14 |
| 4/6  | KENTUCKY            | L | 5-7   |
| 4/7  | at Eastern Illinois | L | 1-2   |
| 4/7  | at Eastern Illinois | L | 0-8   |
| 4/10 | NORTHERN IOWA       | W | 5-4   |
| 4/10 | NORTHERN IOWA       | W | 4-0   |
| 4/11 | NORTHERN IOWA       | W | 12-4  |
| 4/16 | SE MISSOURI STATE   | W | 9-8   |

# ALL-TIME RESULTS

|      |                   |   |      |
|------|-------------------|---|------|
| 4/17 | ILLINOIS STATE    | L | 3-12 |
| 4/17 | ILLINOIS STATE    | L | 4-12 |
| 4/18 | ILLINOIS STATE    | W | 7-6  |
| 4/20 | at Murray State   | W | 12-9 |
| 4/22 | SE Missouri State | W | 10-3 |
| 4/24 | at Bradley        | L | 4-14 |
| 4/24 | at Bradley        | L | 4-9  |
| 4/25 | at Bradley        | L | 2-6  |
| 4/27 | EVANSVILLE        | L | 1-9  |
| 4/28 | at Evansville     | L | 4-5  |
| 5/1  | WICHITA STATE     | L | 0-7  |
| 5/1  | WICHITA STATE     | L | 1-10 |
| 5/5  | MURRAY STATE      | W | 7-4  |
| 5/8  | at Indiana State  | L | 0-8  |
| 5/8  | at Indiana State  | L | 6-7  |
| 5/9  | at Indiana State  | L | 3-9  |
| 5/14 | MISSOURI STATE    | L | 8-9  |
| 5/15 | MISSOURI STATE    | L | 6-14 |
| 5/15 | MISSOURI STATE    | L | 4-5  |

**1994** [27-26, 9-10 MVC (5th)]

|      |                   |   |      |
|------|-------------------|---|------|
| 2/27 | at Mississippi    | L | 0-10 |
| 2/27 | at Mississippi    | L | 3-9  |
| 3/1  | at Arkansas State | L | 6-8  |
| 3/2  | at Memphis        | L | 5-11 |

**SALUKI/BEST INNS CLASSIC**

|      |                          |   |       |
|------|--------------------------|---|-------|
| 3/4  | EASTERN ILLINOIS         | W | 8-7   |
| 3/5  | EASTERN MICHIGAN         | W | 6-4   |
| 3/6  | IOWA                     | W | 4-3   |
| 3/11 | (N) Pace                 | W | 9-5   |
| 3/12 | (N) Rutgers              | W | 8-5   |
| 3/13 | (N) Rutgers              | L | 3-8   |
| 3/14 | (N) Iona                 | W | 7-2   |
| 3/15 | (N) Detroit              | W | 14-3  |
| 3/15 | at Florida International | W | 5-3   |
| 3/17 | (N) Iona                 | W | 7-2   |
| 3/18 | at Miami (Fla.)          | L | 1-5   |
| 3/19 | at Miami (Fla.)          | L | 3-12  |
| 3/22 | SAINT LOUIS              | W | 9-2   |
| 3/24 | SE Missouri State        | L | 2-4   |
| 3/25 | MISSOURI-ST. LOUIS       | W | 5-4   |
| 3/29 | ILLINOIS                 | L | 11-16 |
| 3/30 | at Missouri              | L | 8-10  |
| 4/2  | CREIGHTON                | W | 14-11 |
| 4/2  | CREIGHTON                | L | 3-8   |
| 4/3  | CREIGHTON                | W | 12-11 |
| 4/5  | at Kentucky              | W | 15-14 |
| 4/7  | at Murray State          | W | 7-1   |
| 4/9  | at Missouri State        | L | 3-4   |
| 4/9  | at Missouri State        | L | 4-10  |
| 4/13 | ARKANSAS STATE           | L | 6-8   |
| 4/14 | SE MISSOURI STATE        | L | 9-11  |
| 4/16 | at Wichita State         | L | 1-10  |
| 4/16 | at Wichita State         | L | 1-11  |
| 4/17 | at Wichita State         | L | 6-8   |

(Associate Head Coach Ken Henderson took over head coaching duties for the final 20 games of the season, leading SIU to a 12-8 record.)

|      |                   |   |      |
|------|-------------------|---|------|
| 4/20 | Austin Peay       | W | 19-9 |
| 4/23 | BRADLEY           | L | 3-5  |
| 4/23 | BRADLEY           | W | 15-2 |
| 4/24 | BRADLEY           | L | 2-4  |
| 4/26 | EVANSVILLE        | L | 5-10 |
| 4/27 | at Evansville     | L | 2-5  |
| 5/1  | at Illinois State | W | 10-3 |
| 5/1  | at Illinois State | L | 3-4  |
| 5/3  | AUSTIN PEAY       | W | 9-1  |
| 5/4  | at Illinois       | W | 10-5 |
| 5/5  | MURRAY STATE      | W | 4-3  |
| 5/7  | INDIANA STATE     | W | 7-4  |

|      |                  |   |      |
|------|------------------|---|------|
| 5/7  | INDIANA STATE    | W | 9-6  |
| 5/7  | INDIANA STATE    | W | 11-5 |
| 5/13 | at Northern Iowa | W | 4-1  |
| 5/15 | at Northern Iowa | W | 13-2 |
| 5/15 | at Northern Iowa | L | 3-10 |

**MVC TOURNAMENT (AT WICHITA STATE)**

|      |                    |   |      |
|------|--------------------|---|------|
| 5/18 | (N)Missouri State  | W | 3-1  |
| 5/19 | (N) Bradley        | L | 2-12 |
| 5/20 | (N) Illinois State | L | 8-9  |

**THE DAN CALLAHAN ERA**

(1995-2010)

**OVERALL:** 442-447-1 (.497)

**MVC:** 207-237-1 (.465)

Dan Callahan guided the program for 16 seasons and is the second-winningest coach in Saluki Baseball history. He remains the eighth-winningest coach in MVC history with 442 wins overall, and his 206 league wins are fifth in Valley history. Callahan lost a long battle with a rare form of skin cancer in November 2010. Two years later, the MVC named its baseball Coach of the Year award in honor of Callahan. He is the only MVC coach in any sport to have an annual league award named in his honor.

**1995** [21-30, 8-21 MVC (9th)]

|      |                |   |      |
|------|----------------|---|------|
| 2/25 | at Mississippi | L | 2-11 |
| 2/26 | at Mississippi | L | 0-8  |

**SALUKI/BEST INNS CLASSIC**

|      |                     |   |       |
|------|---------------------|---|-------|
| 3/4  | BALL STATE          | W | 4-1   |
| 3/5  | NORTHERN ILLINOIS   | W | 13-9  |
| 3/6  | EASTERN KENTUCKY    | W | 8-7   |
| 3/8  | MISSOURI            | W | 14-1  |
| 3/10 | at UT Martin        | L | 2-10  |
| 3/11 | at UT Martin        | W | 11-7  |
| 3/13 | (N) Rutgers         | W | 13-9  |
| 3/13 | (N) Iona            | W | 12-10 |
| 3/14 | at Miami (Fla.)     | L | 4-5   |
| 3/15 | at Miami (Fla.)     | L | 3-5   |
| 3/18 | at Florida          | L | 5-13  |
| 3/19 | at Florida          | L | 1-5   |
| 3/22 | Austin Peay         | W | 9-6   |
| 3/25 | at Bradley          | W | 9-8   |
| 3/25 | at Bradley          | W | 8-4   |
| 3/26 | at Bradley          | W | 11-2  |
| 3/26 | at Bradley          | L | 6-19  |
| 3/28 | ILLINOIS            | W | 12-8  |
| 3/29 | SE MISSOURI STATE   | L | 2-17  |
| 3/31 | ILLINOIS STATE      | L | 3-9   |
| 4/1  | ILLINOIS STATE      | L | 2-3   |
| 4/1  | ILLINOIS STATE      | L | 0-7   |
| 4/2  | ILLINOIS STATE      | L | 8-13  |
| 4/5  | at Eastern Illinois | W | 12-2  |
| 4/8  | at Creighton        | L | 3-4   |
| 4/8  | at Creighton        | L | 0-5   |
| 4/12 | at Saint Louis      | W | 10-4  |
| 4/14 | MISSOURI STATE      | W | 15-14 |
| 4/15 | MISSOURI STATE      | L | 5-13  |
| 4/15 | MISSOURI STATE      | L | 2-18  |
| 4/16 | MISSOURI STATE      | L | 6-9   |
| 4/18 | MURRAY STATE        | W | 20-8  |
| 4/19 | ARKANSAS STATE      | L | 6-8   |
| 4/21 | at Indiana State    | L | 1-7   |
| 4/22 | at Indiana State    | W | 7-6   |
| 4/22 | at Indiana State    | L | 2-7   |

|      |               |   |       |
|------|---------------|---|-------|
| 4/28 | at Evansville | L | 6-13  |
| 4/29 | at Evansville | L | 3-8   |
| 4/29 | at Evansville | W | 8-1   |
| 4/30 | at Evansville | L | 1-3   |
| 5/2  | at Illinois   | W | 11-0  |
| 5/5  | WICHITA STATE | L | 2-12  |
| 5/6  | WICHITA STATE | L | 5-6   |
| 5/6  | WICHITA STATE | L | 3-7   |
| 5/7  | WICHITA STATE | L | 3-16  |
| 5/12 | NORTHERN IOWA | W | 6-3   |
| 5/13 | NORTHERN IOWA | L | 6-7   |
| 5/13 | NORTHERN IOWA | W | 7-2   |
| 5/14 | NORTHERN IOWA | L | 11-18 |

**1996** [29-26, 18-12 MVC (3rd)]

|      |            |   |       |
|------|------------|---|-------|
| 2/23 | at Stetson | L | 1-7   |
| 2/24 | at Stetson | L | 10-12 |
| 2/25 | at Stetson | W | 7-6   |

**SALUKI/BEST INNS CLASSIC**

|      |                   |   |       |
|------|-------------------|---|-------|
| 3/1  | EASTERN ILLINOIS  | W | 4-1   |
| 3/2  | NORTHERN ILLINOIS | W | 10-0  |
| 3/3  | WESTERN ILLINOIS  | W | 8-2   |
| 3/9  | at UNLV           | L | 2-4   |
| 3/10 | at UNLV           | L | 10-15 |
| 3/11 | (N) San Diego     | W | 14-13 |
| 3/11 | at UNLV           | L | 10-27 |
| 3/12 | (N) San Diego     | L | 10-12 |

**SAN ANTONIO TOURNAMENT**

|      |                      |   |       |
|------|----------------------|---|-------|
| 3/13 | (N) vs. Indiana      | W | 8-0   |
| 3/14 | (N) vs. Notre Dame   | L | 2-6   |
| 3/15 | (N) vs. Oral Roberts | L | 0-9   |
| 3/16 | (N) vs. Indiana      | L | 0-4   |
| 3/23 | BRADLEY              | L | 1-14  |
| 3/23 | BRADLEY              | W | 6-5   |
| 3/24 | BRADLEY              | W | 3-2   |
| 3/24 | BRADLEY              | W | 8-4   |
| 3/26 | ILLINOIS             | W | 10-8  |
| 3/27 | at Arkansas State    | L | 3-5   |
| 3/29 | at Northern Iowa     | L | 3-4   |
| 3/30 | at Northern Iowa     | W | 4-2   |
| 3/30 | at Northern Iowa     | W | 8-5   |
| 3/31 | at Northern Iowa     | W | 12-2  |
| 4/3  | at Austin Peay       | W | 10-8  |
| 4/5  | EVANSVILLE           | W | 6-5   |
| 4/6  | EVANSVILLE           | W | 5-4   |
| 4/6  | EVANSVILLE           | L | 6-9   |
| 4/7  | EVANSVILLE           | L | 1-3   |
| 4/10 | at Missouri          | W | 18-8  |
| 4/12 | at Missouri State    | W | 6-4   |
| 4/13 | at Missouri State    | W | 3-2   |
| 4/13 | at Missouri State    | L | 1-11  |
| 4/14 | at Missouri State    | L | 13-14 |
| 4/16 | AUSTIN PEAY          | W | 7-6   |
| 4/19 | at Wichita State     | W | 10-9  |
| 4/20 | at Wichita State     | L | 2-7   |
| 4/20 | at Wichita State     | L | 4-6   |
| 4/21 | at Wichita State     | L | 5-8   |
| 4/24 | Saint Louis          | L | 2-3   |
| 4/26 | INDIANA STATE        | W | 7-6   |
| 4/27 | INDIANA STATE        | W | 6-2   |
| 4/27 | INDIANA STATE        | W | 8-7   |
| 4/30 | at Illinois          | L | 7-8   |
| 5/1  | at Eastern Illinois  | W | 8-6   |
| 5/3  | CREIGHTON            | L | 1-12  |
| 5/4  | CREIGHTON            | L | 4-5   |
| 5/5  | CREIGHTON            | W | 1-0   |
| 5/11 | at Illinois State    | W | 8-6   |
| 5/11 | at Illinois State    | W | 12-2  |
| 5/12 | at Illinois State    | W | 15-2  |
| 5/12 | at Illinois State    | L | 9-10  |

**MVC TOURNAMENT (AT WICHITA STATE)**

|                  |                    |   |       |
|------------------|--------------------|---|-------|
| <b>TA STATE)</b> |                    |   |       |
| 5/15             | (N) vs. Evansville | L | 10-29 |
| 5/16             | at Wichita State   | L | 7-15  |

**1997** [23-32, 13-15 MVC (5th)]

|      |                  |   |      |
|------|------------------|---|------|
| 2/14 | at Arizona State | L | 0-9  |
| 2/15 | at Arizona State | L | 4-10 |
| 2/16 | at Arizona State | L | 9-25 |
| 2/21 | at Texas Tech    | L | 5-8  |
| 2/22 | at Texas Tech    | L | 1-8  |
| 2/22 | at Texas Tech    | L | 4-9  |

**SALUKI/BEST INNS CLASSIC**

|      |                         |   |       |
|------|-------------------------|---|-------|
| 2/28 | EASTERN ILLINOIS        | W | 7-2   |
| 3/4  | MURRAY STATE            | L | 7-8   |
| 3/5  | at Evansville           | W | 20-7  |
| 3/7  | at Southern Mississippi | L | 4-5   |
| 3/9  | at Southern Mississippi | L | 1-2   |
| 3/9  | at Southern Mississippi | L | 11-14 |
| 3/11 | at New Orleans          | L | 4-7   |
| 3/12 | at New Orleans          | L | 7-13  |
| 3/13 | at New Orleans          | W | 6-5   |
| 3/14 | at SE Louisiana         | W | 9-4   |
| 3/15 | at SE Louisiana         | L | 7-8   |
| 3/19 | at Evansville           | L | 3-5   |
| 3/19 | at Evansville           | W | 13-0  |
| 3/23 | McKENDREE               | W | 8-4   |
| 3/23 | McKENDREE               | W | 10-6  |
| 3/29 | MISSOURI STATE          | W | 13-6  |
| 3/29 | MISSOURI STATE          | L | 7-9   |
| 4/1  | at Austin Peay          | W | 6-5   |
| 4/6  | NORTHERN IOWA           | L | 6-7   |
| 4/6  | NORTHERN IOWA           | L | 6-10  |
| 4/9  | EVANSVILLE              | L | 2-11  |
| 4/12 | at Bradley              | W | 11-7  |
| 4/12 | at Bradley              | L | 7-8   |
| 4/13 | at Bradley              | L | 3-5   |
| 4/13 | at Bradley              | W | 7-1   |
| 4/15 | SE MISSOURI STATE       | L | 4-9   |
| 4/16 | at Illinois             | W | 15-13 |
| 4/18 | WICHITA STATE           | L | 4-6   |
| 4/19 | WICHITA STATE           | W | 4-3   |
| 4/19 | WICHITA STATE           | L | 8-11  |
| 4/20 | WICHITA STATE           | L | 1-5   |
| 4/23 | at Saint Louis          | W | 22-7  |
| 4/26 | at Creighton            | W | 11-4  |
| 4/26 | at Creighton            | W | 8-3   |
| 4/27 | at Creighton            | W | 12-11 |
| 4/27 | at Creighton            | W | 9-5   |
| 4/30 | KY. WESLEYAN            | L | 4-8   |
| 5/3  | at Indiana State        | L | 6-7   |
| 5/3  | at Indiana State        | W | 4-1   |
| 5/4  | at Indiana State        | W | 9-2   |
| 5/4  | at Indiana State        | L | 1-3   |
| 5/9  | ILLINOIS STATE          | W | 8-1   |
| 5/10 | ILLINOIS STATE          | L | 2-17  |
| 5/10 | ILLINOIS STATE          | L | 5-7   |
| 5/11 | ILLINOIS STATE          | L | 3-8   |

**MVC TOURNAMENT (AT WICHITA STATE)**

|      |                    |   |       |
|------|--------------------|---|-------|
| 5/14 | vs. Northern Iowa  | W | 7-3   |
| 5/15 | vs. Missouri State | W | 5-4   |
| 5/16 | vs. Missouri State | L | 11-17 |
| 5/18 | vs. Wichita State  | L | 8-17  |

**1998** [19-35, 11-21 MVC (8th)]

|      |                      |   |      |
|------|----------------------|---|------|
| 2/13 | (N)vs. San Francisco | L | 5-11 |
| 2/14 | at UNLV              | L | 8-18 |
| 2/15 | at UNLV              | L | 8-15 |
| 2/20 | at Oklahoma State    | L | 5-16 |
| 2/21 | at Oklahoma State    | L | 6-10 |
| 2/22 | at Oklahoma State    | L | 6-8  |

## ALL-TIME RESULTS

|                                 |                      |   |       |
|---------------------------------|----------------------|---|-------|
| 2/25                            | at SE Missouri State | W | 9-7   |
| <b>SALUKI/BEST INNS CLASSIC</b> |                      |   |       |
| 2/27                            | EASTERN ILLINOIS     | L | 8-9   |
| 2/28                            | NORTHERN ILLINOIS    | W | 14-11 |
| 3/01                            | WESTERN ILLINOIS     | W | 19-10 |
| 3/04                            | SE MISSOURI STATE    | L | 5-11  |
| 3/08                            | at Southwest Texas   | W | 3-2   |
| 3/09                            | at UT-San Antonio    | L | 6-7   |
| 3/10                            | at Texas             | L | 6-21  |

**IRISH CLASSIC****SAN ANTONIO, TEXAS**

|      |                       |   |       |
|------|-----------------------|---|-------|
| 3/11 | (N)vs. Notre Dame     | L | 3-4   |
| 3/12 | (N)vs. Incarnate Word | W | 7-4   |
| 3/14 | (N)vs. Brigham Young  | L | 1-7   |
| 3/21 | CREIGHTON             | W | 9-5   |
| 3/21 | CREIGHTON             | W | 11-9  |
| 3/22 | CREIGHTON             | W | 4-3   |
| 3/22 | CREIGHTON             | W | 8-3   |
| 3/25 | ILLINOIS              | L | 5-7   |
| 3/27 | at Northern Iowa      | W | 9-5   |
| 3/28 | at Northern Iowa      | L | 5-7   |
| 3/29 | at Northern Iowa      | L | 1-2   |
| 3/29 | at Northern Iowa      | W | 6-5   |
| 4/01 | SAINT LOUIS           | W | 13-2  |
| 4/03 | at Wichita State      | L | 3-7   |
| 4/04 | at Wichita State      | L | 5-6   |
| 4/04 | at Wichita State      | L | 1-4   |
| 4/05 | at Wichita State      | L | 1-11  |
| 4/08 | at Indiana State      | L | 1-13  |
| 4/08 | at Indiana State      | L | 4-6   |
| 4/10 | EVANSVILLE            | W | 15-6  |
| 4/11 | EVANSVILLE            | L | 4-8   |
| 4/12 | EVANSVILLE            | L | 5-6   |
| 4/12 | EVANSVILLE            | L | 3-8   |
| 4/15 | at Murray State       | W | 20-3  |
| 4/19 | AUSTIN PEAY           | W | 6-4   |
| 4/19 | AUSTIN PEAY           | L | 5-6   |
| 4/22 | INDIANA STATE         | L | 5-9   |
| 4/22 | INDIANA STATE         | L | 10-15 |
| 4/25 | BRADLEY               | W | 12-5  |
| 4/25 | BRADLEY               | W | 5-2   |
| 4/26 | BRADLEY               | L | 1-2   |
| 4/26 | BRADLEY               | L | 3-14  |
| 5/01 | at Illinois State     | L | 10-18 |
| 5/02 | at Illinois State     | L | 4-5   |
| 5/02 | at Illinois State     | W | 9-7   |
| 5/03 | at Illinois State     | L | 7-10  |
| 5/08 | at Missouri State     | L | 7-8   |
| 5/09 | at Missouri State     | L | 6-9   |
| 5/10 | at Missouri State     | W | 7-0   |
| 5/10 | at Missouri State     | L | 4-5   |

**1999 [25-29, 9-22 MVC (8th)]**

|      |            |   |      |
|------|------------|---|------|
| 2/19 | at Stetson | L | 7-8  |
| 2/20 | at Stetson | W | 10-7 |
| 2/21 | at Stetson | W | 14-6 |

**NEW ORLEANS TOURNAMENT**

|      |                   |   |       |
|------|-------------------|---|-------|
| 2/26 | at New Orleans    | W | 4-1   |
| 2/27 | (N)vs. Missouri   | L | 12-14 |
| 2/28 | (N)vs. Notre Dame | L | 5-15  |
| 3/03 | at Murray State   | W | 5-4   |
| 3/06 | WESTERN ILLINOIS  | W | 5-1   |
| 3/06 | WESTERN ILLINOIS  | W | 9-8   |
| 3/07 | WESTERN ILLINOIS  | W | 6-5   |
| 3/10 | ILLINOIS          | W | 11-0  |

**HOMESTEAD CHALLENGE****TOURNAMENT****HOMESTEAD, FLA.**

|      |                       |   |      |
|------|-----------------------|---|------|
| 3/13 | (N)vs. C.W. Post      | W | 9-3  |
| 3/14 | (N)vs. Michigan       | W | 6-0  |
| 3/15 | (N)vs. Marist College | W | 20-3 |

|      |                      |   |       |
|------|----------------------|---|-------|
| 3/16 | (N)vs. Liberty       | W | 13-2  |
| 3/19 | at Indiana State     | W | 7-3   |
| 3/20 | at Indiana State     | L | 1-2   |
| 3/20 | at Indiana State     | W | 11-4  |
| 3/21 | at Indiana State     | W | 5-3   |
| 3/24 | at Illinois          | W | 13-12 |
| 3/26 | at Northern Iowa     | W | 6-4   |
| 3/27 | at Northern Iowa     | W | 10-9  |
| 3/27 | at Northern Iowa     | W | 9-3   |
| 3/28 | at Northern Iowa     | W | 8-1   |
| 4/02 | MISSOURI STATE       | L | 8-9   |
| 4/04 | MISSOURI STATE       | L | 3-7   |
| 4/04 | MISSOURI STATE       | L | 2-11  |
| 4/07 | SE MISSOURI STATE    | W | 6-5   |
| 4/09 | at Creighton         | L | 1-3   |
| 4/10 | at Creighton         | L | 4-13  |
| 4/10 | at Creighton         | L | 11-12 |
| 4/11 | at Creighton         | L | 2-6   |
| 4/16 | WICHITA STATE        | L | 2-5   |
| 4/17 | WICHITA STATE        | L | 1-11  |
| 4/17 | WICHITA STATE        | L | 2-6   |
| 4/18 | WICHITA STATE        | L | 2-5   |
| 4/20 | MURRAY STATE         | L | 3-9   |
| 4/21 | at SE Missouri State | W | 14-11 |
| 4/24 | at Bradley           | L | 2-3   |
| 4/24 | at Bradley           | L | 3-9   |
| 4/24 | at Bradley           | L | 1-12  |
| 4/25 | at Bradley           | L | 7-9   |
| 4/30 | at Evansville        | W | 7-2   |
| 5/01 | at Evansville        | L | 0-1   |
| 5/01 | at Evansville        | W | 4-1   |
| 5/02 | at Evansville        | L | 4-5   |
| 5/04 | AUSTIN PEAY          | L | 2-3   |
| 5/08 | at Nebraska          | L | 5-10  |
| 5/08 | at Nebraska          | L | 3-4   |
| 5/09 | at Nebraska          | W | 5-3   |
| 5/14 | ILLINOIS STATE       | L | 3-4   |
| 5/15 | ILLINOIS STATE       | L | 2-7   |
| 5/15 | ILLINOIS STATE       | L | 7-13  |
| 5/16 | ILLINOIS STATE       | L | 3-7   |

**2000 [26-30, 15-17 MVC (5th)]**

|      |                  |   |       |
|------|------------------|---|-------|
| 2/11 | at South Florida | L | 1-6   |
| 2/12 | at South Florida | L | 6-10  |
| 2/13 | at South Florida | W | 3-2   |
| 2/20 | at UT Martin     | W | 3-0   |
| 2/20 | at UT Martin     | W | 9-5   |
| 2/27 | WESTERN ILLINOIS | W | 5-1   |
| 2/27 | WESTERN ILLINOIS | W | 8-5   |
| 3/01 | at Murray State  | W | 26-10 |

**PEPSI/JOHNNY QUICK TOUR-****NAMENT****FRESNO, CALIF.**

|      |                      |   |      |
|------|----------------------|---|------|
| 3/06 | (N)vs. UNC-Asheville | L | 4-10 |
| 3/07 | (N)vs. Gonzaga       | W | 2-1  |
| 3/08 | (N)vs. Indiana State | L | 5-7  |
| 3/09 | (N)vs. Fresno State  | L | 0-12 |
| 3/10 | (N)vs. Temple        | W | 6-3  |
| 3/11 | (N)vs. UNC-Asheville | L | 4-11 |
| 3/18 | at Wichita State     | L | 3-9  |
| 3/18 | at Wichita State     | L | 4-11 |
| 3/19 | at Wichita State     | W | 5-2  |
| 3/19 | at Wichita State     | L | 4-11 |
| 3/24 | at Illinois State    | W | 7-6  |
| 3/25 | at Illinois State    | L | 3-14 |
| 3/25 | at Illinois State    | L | 5-10 |
| 3/26 | at Illinois State    | W | 10-5 |
| 3/28 | ILLINOIS             | L | 5-15 |
| 3/31 | EVANSVILLE           | W | 1-0  |
| 4/01 | EVANSVILLE           | L | 2-4  |
| 4/01 | EVANSVILLE           | L | 3-5  |

|      |                      |   |       |
|------|----------------------|---|-------|
| 4/02 | EVANSVILLE           | L | 9-14  |
| 4/05 | SE MISSOURI STATE    | L | 6-8   |
| 4/08 | at Austin Peay       | L | 1-9   |
| 4/09 | AUSTIN PEAY          | W | 6-5   |
| 4/11 | UT Martin            | W | 12-6  |
| 4/14 | at Missouri State    | L | 0-5   |
| 4/15 | at Missouri State    | L | 1-8   |
| 4/15 | at Missouri State    | W | 6-4   |
| 4/16 | at Missouri State    | L | 7-12  |
| 4/19 | at SE Missouri State | L | 17-19 |
| 4/21 | INDIANA STATE        | L | 3-17  |
| 4/22 | INDIANA STATE        | L | 3-6   |
| 4/22 | INDIANA STATE        | L | 5-13  |
| 4/23 | INDIANA STATE        | W | 15-7  |
| 4/26 | MURRAY STATE         | W | 3-0   |
| 4/29 | BRADLEY              | W | 5-4   |
| 4/29 | BRADLEY              | W | 12-11 |
| 4/30 | BRADLEY              | W | 4-3   |
| 4/30 | BRADLEY              | W | 6-2   |
| 5/03 | at Illinois          | L | 0-7   |
| 5/05 | at Northern Iowa     | W | 9-8   |
| 5/06 | at Northern Iowa     | L | 3-5   |
| 5/06 | at Northern Iowa     | W | 13-6  |
| 5/07 | at Northern Iowa     | L | 7-10  |
| 5/12 | CREIGHTON            | W | 6-5   |
| 5/13 | CREIGHTON            | W | 9-8   |
| 5/13 | CREIGHTON            | W | 5-4   |
| 5/14 | CREIGHTON            | L | 5-7   |

**MVC TOURNAMENT (AT WICHITA STATE)**

|      |                  |   |     |
|------|------------------|---|-----|
| 5/17 | at Wichita State | L | 4-6 |
| 5/18 | vs. Evansville   | L | 2-4 |

**2001 [19-36, 10-21 MVC (8th)]**

|      |                       |   |      |
|------|-----------------------|---|------|
| 2/09 | at Central Florida    | L | 1-10 |
| 2/10 | at Central Florida    | L | 4-10 |
| 2/11 | at Central Florida    | L | 3-11 |
| 2/16 | at Alabama-Birmingham | L | 7-11 |
| 2/17 | at Alabama-Birmingham | W | 8-7  |
| 2/18 | at Alabama-Birmingham | W | 6-1  |

**NORTHWESTERN STATE****TOURNAMENT****NATCHITOCHEES, LA.**

|      |                          |   |       |
|------|--------------------------|---|-------|
| 2/23 | (N)vs. Oral Roberts      | W | 4-2   |
| 2/24 | (N)at Northwestern State | L | 0-4   |
| 2/25 | (N)vs. Centenary College | W | 10-2  |
| 2/28 | at Murray State          | L | 3-4   |
| 3/03 | WESTERN ILLINOIS         | W | 7-6   |
| 3/03 | WESTERN ILLINOIS         | W | 7-4   |
| 3/09 | at Louisville            | L | 0-5   |
| 3/10 | at Louisville            | L | 4-12  |
| 3/11 | at Louisville            | L | 3-6   |
| 3/16 | WICHITA STATE            | L | 4-9   |
| 3/17 | WICHITA STATE            | L | 1-5   |
| 3/17 | WICHITA STATE            | W | 9-5   |
| 3/18 | WICHITA STATE            | L | 9-21  |
| 3/21 | at Saint Louis           | L | 2-4   |
| 3/23 | NORTHERN IOWA            | L | 0-3   |
| 3/24 | NORTHERN IOWA            | W | 7-6   |
| 3/24 | NORTHERN IOWA            | W | 16-6  |
| 3/25 | NORTHERN IOWA            | W | 9-6   |
| 3/28 | ILLINOIS                 | L | 6-10  |
| 3/30 | at Indiana State         | W | 3-2   |
| 3/31 | at Indiana State         | L | 5-6   |
| 3/31 | at Indiana State         | L | 6-13  |
| 4/01 | at Indiana State         | W | 8-7   |
| 4/04 | SE MISSOURI STATE        | L | 5-11  |
| 4/07 | at Creighton             | L | 12-15 |
| 4/07 | at Creighton             | L | 4-14  |
| 4/08 | at Creighton             | L | 1-2   |
| 4/08 | at Creighton             | W | 13-4  |

|      |                      |   |      |
|------|----------------------|---|------|
| 4/13 | ILLINOIS STATE       | L | 4-5  |
| 4/14 | ILLINOIS STATE       | L | 4-5  |
| 4/14 | ILLINOIS STATE       | L | 5-6  |
| 4/15 | ILLINOIS STATE       | W | 5-4  |
| 4/18 | at SE Missouri State | L | 1-19 |
| 4/20 | MISSOURI STATE       | L | 5-8  |
| 4/21 | MISSOURI STATE       | W | 4-3  |
| 4/21 | MISSOURI STATE       | L | 3-13 |
| 4/22 | MISSOURI STATE       | L | 2-11 |
| 4/25 | MURRAY STATE         | W | 4-2  |
| 4/27 | at Evansville        | L | 6-8  |
| 4/28 | at Evansville        | L | 2-7  |
| 4/28 | at Evansville        | L | 3-4  |
| 4/29 | at Evansville        | L | 8-9  |
| 5/02 | at Illinois          | L | 3-7  |
| 5/05 | at Bradley           | L | 7-8  |
| 5/05 | at Bradley           | L | 0-4  |
| 5/06 | at Bradley           | W | 10-6 |
| 5/12 | UT Martin            | W | 7-3  |
| 5/12 | UT Martin            | W | 2-0  |
| 5/13 | UT Martin            | L | 2-4  |

**2002 [32-24, 17-15 MVC (4th)]**

|      |                     |   |     |
|------|---------------------|---|-----|
| 2/15 | at Louisiana-Monroe | W | 8-1 |
| 2/16 | at Louisiana-Monroe | W | 8-2 |
| 2/17 | at Louisiana-Monroe | L | 6-7 |

**RON MAESTRI CLASSIC****NEW ORLEANS, LA.**

|      |                   |   |       |
|------|-------------------|---|-------|
| 2/22 | (N)at New Orleans | L | 4-5   |
| 2/23 | (N)vs. Missouri   | W | 8-4   |
| 2/24 | (N)vs. Notre Dame | W | 6-2   |
| 3/05 | MACMURRAY COLLEGE | W | 6-1   |
| 3/06 | at UT Martin      | W | 12-10 |
| 3/08 | EASTERN MICHIGAN  | W | 5-2   |
| 3/10 | EASTERN MICHIGAN  | W | 5-3   |
| 3/10 | EASTERN MICHIGAN  | W | 17-8  |

**IRISH CLASSIC****SAN ANTONIO, TEXAS**

|      |                         |   |      |
|------|-------------------------|---|------|
| 3/13 | (N)vs. Ark.-Little Rock | W | 2-0  |
| 3/14 | (N)vs. Notre Dame       | L | 3-6  |
| 3/15 | (N)vs. Creighton        | W | 10-3 |
| 3/16 | (N)vs. Notre Dame       | L | 2-3  |
| 3/22 | BRADLEY                 | W | 10-2 |
| 3/23 | BRADLEY                 | L | 9-13 |
| 3/23 | BRADLEY                 | L | 6-7  |
| 3/24 | BRADLEY                 | W | 1-0  |
| 3/30 | CREIGHTON               | L | 3-5  |
| 3/30 | CREIGHTON               | W | 13-2 |
| 3/31 | CREIGHTON               | L | 2-10 |
| 3/31 | CREIGHTON               | W | 14-4 |
| 4/03 | at SE Missouri State    | L | 2-8  |
| 4/05 | at Illinois State       | L | 3-5  |
| 4/06 | at Illinois State       | W | 3-0  |
| 4/06 | at Illinois State       | W | 10-8 |
| 4/07 | at Illinois State       | L | 5-8  |
| 4/12 | at Missouri State       | L | 7-12 |
| 4/13 | at Missouri State       | L | 1-4  |
| 4/13 | at Missouri State       | L | 1-4  |
| 4/14 | at Missouri State       | W | 10-5 |
| 4/17 | SE MISSOURI STATE       | W | 10-5 |
| 4/19 | EVANSVILLE              | W | 2-1  |
| 4/20 | EVANSVILLE              | W | 7-4  |
| 4/20 | EVANSVILLE              | L | 5-10 |
| 4/21 | EVANSVILLE              | W | 7-3  |
| 4/23 | at Murray State         | W | 15-5 |
| 4/26 | at Northern Iowa        | L | 3-6  |
| 4/26 | at Northern Iowa        | W | 9-7  |
| 4/28 | at Northern Iowa        | L | 6-17 |
| 4/28 | at Northern Iowa        | W | 6-5  |
| 4/23 | MURRAY STATE            | W | 3-2  |
| 5/04 | UT Martin               | L | 6-8  |

# ALL-TIME RESULTS

|      |                  |   |      |
|------|------------------|---|------|
| 5/04 | UT Martin        | W | 11-7 |
| 5/10 | INDIANA STATE    | L | 6-7  |
| 5/11 | INDIANA STATE    | W | 5-1  |
| 5/11 | INDIANA STATE    | W | 4-2  |
| 5/12 | INDIANA STATE    | W | 3-1  |
| 5/14 | SAINT LOUIS      | L | 1-8  |
| 5/17 | at Wichita State | L | 6-10 |
| 5/18 | at Wichita State | L | 1-6  |
| 5/18 | at Wichita State | W | 2-1  |
| 5/19 | at Wichita State | W | 4-3  |

**MVC TOURNAMENT (AT WICHITA STATE)**

|      |                    |   |      |
|------|--------------------|---|------|
| 5/22 | vs. Missouri State | L | 7-14 |
| 5/23 | vs. Wichita State  | L | 1-17 |

**2003 [30-25, 17-13 MVC (3rd)]**

|      |                  |   |      |
|------|------------------|---|------|
| 2/15 | at Centenary     | W | 9-2  |
| 2/15 | at Centenary     | L | 1-16 |
| 2/16 | at Centenary     | W | 12-9 |
| 2/21 | at South Florida | L | 1-9  |
| 2/22 | at South Florida | W | 4-3  |
| 2/23 | at South Florida | L | 8-11 |

**AT MEMPHIS, TENN.**

|      |                          |   |      |
|------|--------------------------|---|------|
| 3/01 | (N)vs. Blackburn         | L | 3-5  |
| 3/02 | (N)vs. Northern Illinois | W | 8-4  |
| 3/08 | IOWA                     | L | 1-13 |
| 3/08 | IOWA                     | W | 4-2  |
| 3/09 | IOWA                     | W | 5-3  |
| 3/11 | at Oklahoma              | L | 2-10 |
| 3/12 | at Oklahoma              | L | 4-20 |
| 3/15 | CENTRAL MICHIGAN         | W | 12-4 |
| 3/15 | CENTRAL MICHIGAN         | W | 6-1  |
| 3/16 | CENTRAL MICHIGAN         | L | 2-9  |
| 3/19 | MURRAY STATE             | W | 3-0  |
| 3/21 | NORTHERN IOWA            | W | 10-6 |
| 3/22 | NORTHERN IOWA            | W | 5-4  |
| 3/22 | NORTHERN IOWA            | W | 7-6  |
| 3/23 | NORTHERN IOWA            | W | 5-4  |
| 3/28 | at Indiana State         | W | 8-1  |
| 3/28 | at Indiana State         | W | 3-2  |
| 3/29 | at Indiana State         | L | 0-3  |
| 3/30 | at Indiana State         | L | 1-6  |
| 4/02 | SE MISSOURI STATE        | L | 5-7  |
| 4/04 | ILLINOIS STATE           | W | 10-0 |
| 4/04 | ILLINOIS STATE           | W | 5-1  |
| 4/05 | ILLINOIS STATE           | L | 6-10 |
| 4/09 | at SE Missouri State     | L | 3-4  |
| 4/11 | at Bradley               | W | 10-2 |
| 4/12 | at Bradley               | W | 8-3  |
| 4/12 | at Bradley               | L | 2-6  |
| 4/13 | at Bradley               | W | 10-4 |
| 4/18 | MISSOURI STATE           | W | 5-0  |
| 4/19 | MISSOURI STATE           | L | 0-5  |
| 4/19 | MISSOURI STATE           | L | 3-8  |
| 4/20 | MISSOURI STATE           | L | 1-12 |
| 4/26 | at Evansville            | L | 0-2  |
| 4/26 | at Evansville            | W | 20-6 |
| 4/27 | at Evansville            | W | 2-1  |
| 4/27 | at Evansville            | L | 2-4  |
| 5/02 | at Creighton             | W | 3-1  |
| 5/03 | at Creighton             | L | 1-11 |
| 5/03 | at Creighton             | W | 9-7  |
| 5/09 | WICHITA STATE            | L | 3-5  |
| 5/10 | WICHITA STATE            | W | 4-3  |
| 5/10 | WICHITA STATE            | L | 6-11 |
| 5/11 | WICHITA STATE            | L | 4-14 |
| 5/13 | (N)vs. Saint Louis       | W | 14-0 |

**MVC TOURNAMENT (AT WICHITA STATE)**

|      |                   |   |      |
|------|-------------------|---|------|
| 5/21 | vs. Northern Iowa | W | 10-6 |
| 5/22 | at Wichita State  | W | 6-4  |

|      |                    |   |     |
|------|--------------------|---|-----|
| 5/23 | vs. Missouri State | W | 9-4 |
| 5/24 | at Wichita State   | L | 1-2 |
| 5/24 | at Wichita State   | L | 0-3 |

**2004 [27-32-1, 15-16-1 MVC (4th)]**

|      |                     |   |      |
|------|---------------------|---|------|
| 2/13 | at Florida Atlantic | L | 2-14 |
| 2/14 | at Florida Atlantic | L | 0-7  |
| 2/15 | at Florida Atlantic | L | 2-7  |
| 2/20 | at Vanderbilt       | L | 6-12 |
| 2/21 | at Vanderbilt       | L | 8-10 |
| 2/22 | at Vanderbilt       | L | 0-15 |
| 2/27 | NORTHERN ILLINOIS   | L | 1-5  |
| 2/28 | NORTHERN ILLINOIS   | L | 3-7  |
| 2/29 | NORTHERN ILLINOIS   | L | 5-6  |

**IRISH CLASSIC**

**SAN ANTONIO, TEXAS**

|      |                          |   |       |
|------|--------------------------|---|-------|
| 3/06 | (N)vs. Notre Dame        | L | 11-12 |
| 3/07 | (N)vs. Penn State        | L | 7-8   |
| 3/08 | (N)vs. Texas-San Antonio | L | 0-5   |
| 3/09 | (N)vs. Penn State        | W | 12-9  |
| 3/18 | at Murray State          | W | 22-6  |
| 3/20 | NOTRE DAME               | W | 8-4   |
| 3/21 | NOTRE DAME               | L | 3-5   |
| 3/23 | SE MISSOURI STATE        | W | 6-5   |
| 3/27 | BRADLEY                  | W | 4-2   |
| 3/27 | BRADLEY                  | W | 11-1  |
| 3/28 | BRADLEY                  | L | 1-7   |
| 3/28 | BRADLEY                  | T | 7-7   |
| 4/02 | at Missouri State        | W | 3-2   |
| 4/03 | at Missouri State        | L | 0-2   |
| 4/03 | at Missouri State        | L | 3-7   |
| 4/04 | at Missouri State        | L | 3-6   |
| 4/09 | EVANSVILLE               | W | 7-3   |
| 4/10 | EVANSVILLE               | L | 5-7   |
| 4/10 | EVANSVILLE               | L | 3-7   |
| 4/11 | EVANSVILLE               | W | 6-5   |
| 4/14 | MURRAY STATE             | W | 11-5  |
| 4/16 | at Wichita State         | L | 1-9   |
| 4/17 | at Wichita State         | L | 2-15  |
| 4/17 | at Wichita State         | L | 1-5   |
| 4/18 | at Wichita State         | W | 6-5   |
| 4/21 | at SE Missouri State     | W | 9-6   |
| 4/23 | CREIGHTON                | W | 4-2   |
| 4/24 | CREIGHTON                | W | 9-6   |
| 4/25 | CREIGHTON                | L | 0-3   |
| 4/25 | CREIGHTON                | W | 7-4   |
| 4/30 | at Illinois State        | L | 3-6   |
| 5/01 | at Illinois State        | W | 10-1  |
| 5/02 | at Illinois State        | W | 1-0   |
| 5/02 | at Illinois State        | L | 4-5   |
| 5/07 | INDIANA STATE            | W | 5-2   |
| 5/08 | INDIANA STATE            | L | 1-2   |
| 5/08 | INDIANA STATE            | L | 0-10  |
| 5/09 | INDIANA STATE            | W | 11-8  |
| 5/12 | vs. Saint Louis          | W | 5-1   |
| 5/15 | UW-MILWAUKEE             | L | 2-8   |
| 5/15 | UW-MILWAUKEE             | W | 5-4   |
| 5/16 | UW-MILWAUKEE             | W | 9-8   |
| 5/20 | at Northern Iowa         | L | 2-3   |
| 5/21 | at Northern Iowa         | L | 2-3   |
| 5/22 | at Northern Iowa         | W | 1-0   |
| 5/22 | at Northern Iowa         | W | 5-2   |

**MVC TOURNAMENT (AT MISSOURI STATE)**

|      |                   |   |      |
|------|-------------------|---|------|
| 5/26 | at Missouri State | W | 3-1  |
| 5/27 | vs. Creighton     | W | 6-5  |
| 5/28 | vs. Evansville    | W | 11-1 |
| 5/29 | vs. Wichita State | L | 1-5  |
| 5/29 | vs. Wichita State | L | 3-11 |

**2005 [38-21, 15-9 MVC (3rd)]**

|      |                      |     |      |
|------|----------------------|-----|------|
| 2/11 | at Stetson           | L   | 2-9  |
| 2/12 | at Stetson           | L   | 9-10 |
| 2/13 | at Stetson           | W   | 11-3 |
| 2/18 | at New Orleans       | W   | 5-2  |
| 2/19 | at New Orleans       | W   | 8-1  |
| 2/20 | at New Orleans       | W   | 15-2 |
| 2/25 | at Ole Miss          | W   | 8-7  |
| 2/26 | at Ole Miss          | L   | 2-9  |
| 3/02 | at Murray State      | L   | 5-7  |
| 3/04 | NORTHERN ILLINOIS    | W   | 6-3  |
| 3/05 | NORTHERN ILLINOIS    | W   | 6-5  |
| 3/06 | NORTHERN ILLINOIS    | L   | 3-9  |
| 3/10 | at SE Missouri State | L   | 3-7  |
| 3/11 | CHICAGO STATE        | W   | 13-7 |
| 3/12 | CHICAGO STATE        | W   | 8-0  |
| 3/13 | CHICAGO STATE        | W   | 4-0  |
| 3/15 | at Middle Tennessee  | L   | 1-6  |
| 3/16 | at Middle Tennessee  | W   | 10-8 |
| 3/18 | WESTERN MICHIGAN     | W   | 8-1  |
| 3/19 | WESTERN MICHIGAN     | L   | 2-6  |
| 3/20 | WESTERN MICHIGAN     | L   | 1-2  |
| 3/25 | NORTHERN IOWA        | W   | 7-3  |
| 3/26 | NORTHERN IOWA        | W   | 18-2 |
| 3/27 | NORTHERN IOWA        | W   | 8-4  |
| 3/29 | UT Martin            | W   | 4-3  |
| 4/01 | at Creighton         | L   | 3-5  |
| 4/02 | at Creighton         | L   | 0-7  |
| 4/03 | at Creighton         | W   | 3-1  |
| 4/06 | MURRAY STATE         | W   | 6-2  |
| 4/08 | at Bradley           | L   | 1-2  |
| 4/09 | at Bradley           | W   | 2-1  |
| 4/10 | at Bradley           | L   | 3-4  |
| 4/12 | EASTERN ILLINOIS     | W   | 9-0  |
| 4/15 | MISSOURI STATE       | L   | 6-7  |
| 4/16 | MISSOURI STATE       | W   | 8-5  |
| 4/17 | MISSOURI STATE       | W   | 4-2  |
| 4/19 | at UT Martin         | W   | 12-7 |
| 4/22 | at Evansville        | W   | 9-3  |
| 4/23 | at Evansville        | L   | 2-3  |
| 4/24 | at Evansville        | W   | 13-0 |
| 4/27 | SE MISSOURI STATE    | W   | 7-3  |
| 4/30 | at Indiana State     | W   | 12-2 |
| 4/30 | at Indiana State     | L   | 8-11 |
| 5/01 | at Indiana State     | W   | 14-3 |
| 5/03 | ILLINOIS             | L   | 7-9  |
| 5/04 | (N)vs. Saint Louis   | W   | 6-0  |
| 5/06 | WICHITA STATE        | L   | 0-4  |
| 5/07 | WICHITA STATE        | W   | 5-1  |
| 5/08 | WICHITA STATE        | W   | 4-1  |
| 5/13 | SOUTH DAKOTA STATEW  | 7-2 |      |
| 5/14 | SOUTH DAKOTA STATEW  | 8-1 |      |
| 5/15 | SOUTH DAKOTA STATEW  | 6-1 |      |
| 5/17 | (N)vs. Missouri      | W   | 7-0  |
| 5/20 | ILLINOIS STATE       | L   | 2-16 |
| 5/20 | ILLINOIS STATE       | W   | 8-6  |
| 5/21 | ILLINOIS STATE       | W   | 5-4  |

**MVC TOURNAMENT (AT WICHITA STATE)**

|      |                   |   |      |
|------|-------------------|---|------|
| 5/25 | vs. Evansville    | W | 10-9 |
| 5/26 | vs. Wichita State | L | 0-9  |
| 5/27 | vs. Indiana State | L | 4-5  |

**2006 [33-25, 12-12 MVC (5th)]**

|      |                     |   |      |
|------|---------------------|---|------|
| 2/10 | at Florida Atlantic | W | 7-6  |
| 2/11 | at Florida Atlantic | L | 0-12 |
| 2/12 | at Florida Atlantic | W | 17-8 |

**SAM HOUSTON TOURNAMENT (HUNTSVILLE, TEXAS)**

|      |                    |   |      |
|------|--------------------|---|------|
| 2/17 | vs. Dallas Baptist | W | 8-5  |
| 2/19 | vs. Texas A&M-CC   | W | 12-2 |
| 2/23 | CENTRAL MICHIGAN   | W | 11-8 |

|      |                   |   |      |
|------|-------------------|---|------|
| 2/24 | CENTRAL MICHIGAN  | W | 10-7 |
| 2/25 | CENTRAL MICHIGAN  | W | 11-3 |
| 2/26 | CENTRAL MICHIGAN  | W | 6-5  |
| 3/01 | at Murray State   | W | 8-7  |
| 3/03 | NORTHERN ILLINOIS | W | 7-4  |
| 3/04 | NORTHERN ILLINOIS | L | 0-8  |
| 3/05 | NORTHERN ILLINOIS | L | 6-8  |
| 3/07 | SOUTH DAKOTA ST   | W | 6-2  |
| 3/08 | SOUTH DAKOTA ST   | L | 7-9  |
| 3/10 | MIDDLE TENNESSEE  | L | 0-9  |
| 3/11 | MIDDLE TENNESSEE  | W | 9-8  |
| 3/12 | MIDDLE TENNESSEE  | W | 7-6  |

**GAMES PLAYED IN SAN ANTONIO, TEXAS**

|      |                      |   |       |
|------|----------------------|---|-------|
| 3/15 | (N)vs. Iowa          | L | 3-4   |
| 3/16 | (N)vs. Iowa          | L | 9-15  |
| 3/17 | (N)vs. Notre Dame    | L | 2-12  |
| 3/18 | (N)vs. Notre Dame    | L | 0-4   |
| 3/22 | MURRAY STATE         | W | 8-4   |
| 3/24 | at Wichita State     | W | 4-2   |
| 3/25 | at Wichita State     | W | 5-1   |
| 3/26 | at Wichita State     | L | 3-4   |
| 3/29 | UT Martin            | W | 7-1   |
| 3/31 | BRADLEY              | L | 6-9   |
| 4/01 | BRADLEY              | W | 10-5  |
| 4/02 | BRADLEY              | L | 7-9   |
| 4/04 | at UT Martin         | L | 4-5   |
| 4/05 | at SE Missouri State | L | 11-13 |
| 4/07 | NORTH DAKOTA ST      | W | 9-8   |
| 4/08 | NORTH DAKOTA ST      | W | 8-5   |
| 4/09 | NORTH DAKOTA ST      | W | 14-8  |
| 4/11 | SE MISSOURI STATE    | W | 8-5   |
| 4/14 | CREIGHTON            | W | 3-2   |
| 4/15 | CREIGHTON            | L | 1-2   |
| 4/16 | CREIGHTON            | W | 7-2   |
| 4/19 | at Eastern Illinois  | W | 4-3   |
| 4/21 | at Missouri State    | L | 6-10  |
| 4/22 | at Missouri State    | W | 7-2   |
| 4/23 | at Missouri State    | W | 9-2   |
| 4/26 | (N)vs. Saint Louis   | W | 5-3   |
| 4/28 | at Northern Iowa     | L | 6-11  |
| 4/28 | at Northern Iowa     | W | 14-2  |
| 4/30 | at Northern Iowa     | L | 6-8   |
| 5/05 | INDIANA STATE        | W | 9-1   |
| 5/06 | INDIANA STATE        | W | 4-2   |
| 5/07 | INDIANA STATE        | W | 8-7   |
| 5/12 | EVANSVILLE           | L | 4-7   |
| 5/13 | EVANSVILLE           | L | 3-7   |
| 5/14 | EVANSVILLE           | L | 4-10  |
| 5/18 | at Illinois State    | L | 1-7   |
| 5/19 | at Illinois State    | W | 10-5  |
| 5/20 | at Illinois State    | L | 5-6   |

**MVC TOURNAMENT (AT WICHITA STATE)**

|      |                    |   |      |
|------|--------------------|---|------|
| 5/24 | vs. Missouri State | L | 5-7  |
| 5/25 | vs. Evansville     | L | 0-10 |

**2007 [34-22, 13-11 MVC (t-3rd)]**

|      |            |   |     |
|------|------------|---|-----|
| 2/09 | at Stetson | L | 4-5 |
| 2/10 | at Stetson | W | 6-1 |
| 2/11 | at Stetson | W | 0-3 |

**COCA-COLA CLASSIC (HATTIESBURG, MISS.)**

|      |                           |   |      |
|------|---------------------------|---|------|
| 2/16 | (N)at Southern Miss       | L | 0-9  |
| 2/17 | (N)vs. Northwestern State | W | 3-2  |
| 2/18 | (N)vs. Louisville         | W | 4-3  |
| 2/23 | CENTRAL MICHIGAN          | W | 3-1  |
| 2/25 | CENTRAL MICHIGAN          | W | 4-2  |
| 2/25 | CENTRAL MICHIGAN          | W | 10-8 |
| 2/28 | at UT Martin              | W | 12-5 |
| 3/02 | NORTHERN ILLINOIS         | W | 9-4  |

# ALL-TIME RESULTS

|   |                            |   |                                    |  |                       |      |                                     |  |                       |             |   |  |                     |                         |                       |                   |       |
|---|----------------------------|---|------------------------------------|--|-----------------------|------|-------------------------------------|--|-----------------------|-------------|---|--|---------------------|-------------------------|-----------------------|-------------------|-------|
| 3/03                                      | NORTHERN ILLINOIS          | W | 5-1                                | 3/28                                     | at Missouri State     | L    | 2-5                                 | 3/28                                     | at Creighton          | L           | 3-4                                     | 4/20   | SE MISSOURI STATE   | L                       | 1-13                  |                   |       |
| 3/04                                      | NORTHERN ILLINOIS          | L | 6-9                                | 3/29                                     | at Missouri State     | W    | 8-7                                 | 3/29                                     | at Creighton          | L           | 0-10                                    | 4/21   | MURRAY STATE        | W                       | 8-7                   |                   |       |
| 3/07                                      | at Murray State            | L | 8-9                                | 3/30                                     | at Missouri State     | L    | 0-5                                 | 4/01                                     | (N)vs. Murray State   | W           | 9-1                                     | 4/23   | INDIANA STATE       | L <sup>(7)</sup>        | 4-14                  |                   |       |
| 3/10                                      | YOUNGSTOWN STATE           | W | 6-4                                | 4/01                                     | (N)vs. Illinois       | L    | 2-5                                 | 4/03                                     | MISSOURI STATE        | L           | 9-10                                    | 4/25   | INDIANA STATE       | W <sup>(10)</sup>       | 13-12                 |                   |       |
| 3/11                                      | YOUNGSTOWN STATE           | W | 8-6                                | 4/02                                     | at Arkansas State     | W    | 10-3                                | 4/04                                     | MISSOURI STATE        | L           | 3-9                                     | 4/26   | at Eastern Illinois | W <sup>(10)</sup>       | 8-6                   |                   |       |
| 3/13                                      | at Middle Tennessee        | W | 10-4                               | 4/04                                     | UW-MILWAUKEE          | W    | 10-9                                | 4/07                                     | SE MISSOURI STATE     | W           | 7-0                                     | 4/30   | SIU-EDWARDSVILLE    | W                       | 7-3                   |                   |       |
| 3/14                                      | at Middle Tennessee        | L | 8-9                                | 4/05                                     | UW-MILWAUKEE          | W    | 5-4                                 | 4/11                                     | JACKSONVILLE ST.-1    | L           | 5-8                                     | 5/1  | SIU-EDWARDSVILLE    | W                       | 4-2                   |                   |       |
| 3/16                                      | WESTERN MICHIGAN           | W | 6-3                                | 4/06                                     | UW-MILWAUKEE          | W    | 5-2                                 | 4/11                                     | JACKSONVILLE ST.-2    | L           | 3-6                                     | 5/2  | SIU-EDWARDSVILLE    | W                       | 8-5                   |                   |       |
| 3/17                                      | WESTERN MICHIGAN           | W | 13-3                               | 4/07                                     | MURRAY STATE          | W    | 17-4                                | 4/14                                     | at SE Missouri State  | W           | 4-2                                     | 5/4  | at Illinois         | W                       | 3-2                   |                   |       |
| 3/18                                      | WESTERN MICHIGAN           | W | 5-1                                | 4/08                                     | at SE Missouri State  | L    | 4-11                                | 4/15                                     | (N)vs. Illinois       | W           | 9-6                                     | 5/7  | at Middle Tennessee | L                       | 11-14                 |                   |       |
| 3/21                                      | MURRAY STATE               | W | 7-4                                | 4/11                                     | BRADLEY               | L    | 3-7                                 | 4/17                                     | at Indiana State      | L           | 4-5                                     | 5/8  | at Middle Tennessee | L                       | 1-5                   |                   |       |
| 3/23                                      | ILLINOIS STATE             | W | 6-3                                | 4/12                                     | BRADLEY               | L    | 3-4                                 | 4/18                                     | at Indiana State-1    | L           | 5-10                                    | 5/9  | at Middle Tennessee | L                       | 2-10                  |                   |       |
| 3/24                                      | ILLINOIS STATE             | W | 5-3                                | 4/13                                     | BRADLEY               | L    | 6-11                                | 4/18                                     | at Indiana State-2    | L           | 3-5                                     | 5/14   | EVANSVILLE          | L <sup>(8)</sup>        | 2-14                  |                   |       |
| 3/25                                      | ILLINOIS STATE             | W | 9-4                                | 4/15                                     | SE MISSOURI STATE     | W    | 5-4                                 | 4/24                                     | ILLINOIS STATE        | W           | 9-5                                     | 5/15   | EVANSVILLE          | W                       | 8-6                   |                   |       |
| 3/28                                      | UT Martin                  | W | 13-8                               | 4/18                                     | at Wichita State      | L    | 0-10                                | 4/25                                     | ILLINOIS STATE        | W           | 7-6                                     | 5/16   | EVANSVILLE          | W                       | 6-4                   |                   |       |
| 3/30                                      | at Evansville              | L | 0-10                               | 4/19                                     | at Wichita State      | W    | 3-0                                 | 4/26                                     | ILLINOIS STATE        | W           | 8-0                                     | 5/18   | SAINT LOUIS         | W                       | 16-5                  |                   |       |
| 3/31                                      | at Evansville              | L | 2-14                               | 4/20                                     | at Wichita State      | L    | 3-8                                 | 4/28                                     | at #28 Illinois       | L           | 1-5                                     | 5/20   | at Missouri State   | W                       | 13-2                  |                   |       |
| 4/01                                      | at Evansville              | W | 8-5                                | 4/23                                     | (N)vs. Missouri       | W    | 2-1                                 | 5/01                                     | at Bradley            | L           | 0-1                                     | 5/21   | at Missouri State   | W                       | 6-5                   |                   |       |
| 4/07                                      | VALPARAISO                 | L | 5-6                                | 4/25                                     | at Northern Iowa      | L    | 13-14                               | 5/02                                     | at Bradley            | W           | 4-2                                     | 5/22   | at Missouri State   | L <sup>(10)</sup>       | 5-6                   |                   |       |
| 4/08                                      | VALPARAISO                 | W | 7-0                                | 4/26                                     | at Northern Iowa      | W    | 7-5                                 | 5/03                                     | at Bradley            | W           | 11-1                                    | <b>MVC TOURNAMENT (AT WICHITA STATE)</b>   |                     |                         |                       |                   |       |
| 4/10                                      | at SE Missouri             | W | 7-2                                | 4/26                                     | at Northern Iowa      | W    | 11-7                                | 5/12                                     | at Saint Louis        | L           | 0-4                                     | 5/25   | vs. Evansville      | L                       | 5-11                  |                   |       |
| 4/14                                      | WICHITA STATE              | L | 7-10                               | 4/29                                     | at Illinois           | W    | 3-2                                 | 5/14                                     | at Evansville         | W           | 5-2                                     | 5/26   | vs. Missouri State  | L                       | 10-14                 |                   |       |
| 4/15                                      | WICHITA STATE              | L | 4-8                                | 4/30                                     | at Murray State       | W    | 14-11                               | 5/15                                     | at Evansville         | W           | 11-7                                    | <b>THE KEN HENDERSON ERA</b>   |                     |                         |                       |                   |       |
| 4/15                                      | WICHITA STATE              | L | 9-19                               | 5/03                                     | CREIGHTON             | L    | 0-5                                 | 5/16                                     | at Evansville         | W           | 11-5                                    | <b>(2011-present)</b>  |                     |                         |                       |                   |       |
| 4/18                                      | SE MISSOURI                | L | 7-9                                | 5/03                                     | CREIGHTON             | L    | 8-9                                 | <b>MVC TOURNAMENT (AT WICHITA STATE)</b> |                       |             | <b>OVERALL: 215-265-1 (.448)</b>        |  |                     |                         |                       |                   |       |
| 4/20                                      | at Bradley                 | L | 1-6                                | 5/04                                     | CREIGHTON             | W    | 5-4                                 | 5/20                                     | (N)vs. Creighton      | L           | 1-5                                     | <b>MVC: 75-108 (.410)</b>  |                     |                         |                       |                   |       |
| 4/21                                      | at Bradley                 | W | 2-1                                | 5/09                                     | at Illinois State     | W    | 4-3                                 | 5/21                                     | (N)vs. Missouri State | L           | 4-8                                     | <b>Ken Henderson took over as the interim head coach of the Salukis for the 2011 season and was named the program's full-time head coach after the season. Henderson also served as the team's interim head coach for the final 20 games of the 1994 season. He guided the program to the biggest turnaround in the NCAA from 2015 to 2016, leading the 2016 Salukis to 31 wins, tying his 2012 group for the most at SIU since 2008. A firm believer in academics, nearly every program-wide GPA record has been set since Henderson took over the program.</b> |                     |                         |                       |                   |       |
| 4/22                                      | at Bradley                 | L | 4-14                               | 5/10                                     | at Illinois State     | W    | 10-5                                | 5/22                                     | (N)vs. Indiana State  | W           | 10-6                                    | <b>2010 [28-29, 10-10 MVC (t-3rd)]</b>   |                     |                         |                       |                   |       |
| 4/25                                      | (N)vs. Saint Louis         | W | 7-0                                | 5/10                                     | at Illinois State     | L    | 1-2                                 | 2/19                                     | at Arkansas State     | L           | 5-14                                    | <b>2/19</b>  |                     |                         | at Arkansas State     | L                 | 5-14  |
| 4/27                                      | MISSOURI STATE             | W | 5-3                                | 5/13                                     | (N)vs. Saint Louis    | W    | 2-1                                 | 2/20                                     | at Arkansas State     | L           | 3-5                                     | <b>2/26</b>  |                     |                         | at Jacksonville State | W <sup>(11)</sup> | 17-16 |
| 4/28                                      | MISSOURI STATE             | W | 6-4                                | 5/16                                     | EVANSVILLE            | W    | 8-2                                 | 2/27                                     | at Jacksonville State | L           | 4-11                                    | <b>2/28</b>  |                     |                         | at Jacksonville State | W                 | 18-15 |
| 4/29                                      | MISSOURI STATE             | W | 10-8                               | 5/16                                     | EVANSVILLE            | W    | 7-2                                 | 3/2                                      | MIDDLE TENNESSEE      | L           | 4-17                                    | <b>3/2</b>   |                     |                         | MIDDLE TENNESSEE      | L                 | 4-17  |
| 5/01                                      | ILLINOIS                   | L | 5-13                               | 5/17                                     | EVANSVILLE            | W    | 4-2                                 | 3/3                                      | MIDDLE TENNESSEE      | L           | 6-13                                    | <b>3/5</b>   |                     |                         | PURDUE                | L                 | 2-18  |
| 5/04                                      | at Creighton               | W | 4-3                                | <b>MVC TOURNAMENT (AT WICHITA STATE)</b> |                       |      | 5/21                                | (N)vs. Northern Iowa                     | W                     | 5-3         | <b>3/6</b>                              |  |                     | PURDUE                  | W                     | 13-12             |       |
| 5/05                                      | at Creighton               | L | 2-5                                | 5/21                                     | (N)vs. Northern Iowa  | W    | 5-3                                 | 5/22                                     | (N)at Wichita State   | L           | 0-12                                    | <b>3/7</b>   |                     |                         | PURDUE                | W                 | 6-2   |
| 5/06                                      | at Creighton               | L | 0-7                                | 5/22                                     | (N)at Wichita State   | L    | 0-12                                | <b>2009 [24-28, 11-9 MVC (5th)]</b>      |                       |             | <b>3/10</b>                             |  |                     | at San Jose State       | L                     | 6-18              |       |
| 5/11                                      | NORTHERN IOWA              | W | 7-2                                | 5/23                                     | (N)vs. Creighton      | W    | 6-5                                 | <b>CARAVELLE RESORT TOURNAMENT</b>       |                       |             | <b>JACK GIFFORD MEMORIAL</b>            |  |                     |                         |                       |                   |       |
| 5/12                                      | NORTHERN IOWA              | L | 2-8                                | 5/23                                     | (N)vs. Missouri State | L    | 6-11                                | <b>(MYRTL BEACH, S.C.)</b>               |                       |             | <b>TOURNAMENT</b>                       |  |                     |                         |                       |                   |       |
| 5/13                                      | NORTHERN IOWA              | W | 3-2                                | <b>2009 [24-28, 11-9 MVC (5th)]</b>      |                       |      | 2/20                                | (N)vs. James Madison                     | W                     | 19-4        | <b>SAN JOSE AND SANTA CLARA, CALIF.</b> |  |                     |                         |                       |                   |       |
| 5/15                                      | EASTERN ILLINOIS           | W | 5-4                                | <b>CARAVELLE RESORT TOURNAMENT</b>       |                       |      | 2/20                                | (N)at #22 Coastal Carolina               | L                     | 3-16        | <b>3/11</b>                             |  |                     | at Santa Clara          | W                     | 6-5               |       |
| 5/17                                      | at Indiana State           | L | 5-6                                | <b>(MYRTL BEACH, S.C.)</b>               |                       |      | 2/21                                | (N)vs. Troy                              | L                     | 2-8         | <b>3/12</b>                             |  |                     | (N)vs. California-Davis | L                     | 3-5               |       |
| 5/18                                      | at Indiana State           | W | 12-3                               | <b>BRIGHT HOUSE INVITATIONAL</b>         |                       |      | 2/22                                | (N)vs. Troy                              | L                     | 3-10        | <b>3/13</b>                             |  |                     | at San Jose State       | L                     | 1-10              |       |
| 5/19                                      | at Indiana State           | W | 9-8                                | <b>(DELAND, FLA.)</b>                    |                       |      | 2/24                                | at UT Martin                             | L                     | 5-6         | <b>3/14</b>                             |  |                     | at Santa Clara          | L                     | 11-12             |       |
| <b>MVC TOURNAMENT (AT MISSOURI STATE)</b> |                            |   | 5/23                               | (N)vs. Missouri State                    | L                     | 6-11 | <b>2009 [24-28, 11-9 MVC (5th)]</b> |  |                       | <b>3/17</b> |   |  | at Murray State     | L                       | 3-8                   |                   |       |
| 5/23                                      | (N)vs. Creighton           | L | 5-8                                | <b>2009 [24-28, 11-9 MVC (5th)]</b>      |                       |      | 2/27                                | (N) vs. South Alabama                    | L                     | 2-3         | <b>3/19</b>                             |  |                     | NORTHERN ILLINOIS       | W                     | 19-4              |       |
| 5/24                                      | (N)vs. Wichita State       | L | 2-4                                | <b>CARAVELLE RESORT TOURNAMENT</b>       |                       |      | 2/28                                | at Stetson                               | L                     | 5-10        | <b>3/20</b>                             |  |                     | NORTHERN ILLINOIS       | W                     | 5-2               |       |
| <b>2008 [34-23, 12-12 MVC (5th)]</b>      |                            |   | <b>CARAVELLE RESORT TOURNAMENT</b> |  |                       | 2/28 | at Stetson                          | L  | 5-10                  | <b>3/21</b> |   |  | NORTHERN ILLINOIS   | L                       | 9-13                  |                   |       |
| 2/22                                      | vs. Western Michigan       | L | 5-11                               | <b>(MYRTL BEACH, S.C.)</b>               |                       |      | 3/01                                | (N)vs. Iowa                              | W                     | 8-3         | <b>3/23</b>                             |  |                     | at UT Martin            | W                     | 20-3              |       |
| 2/23                                      | vs. Western Michigan-1     | W | 7-6                                | <b>BRIGHT HOUSE INVITATIONAL</b>         |                       |      | 3/03                                | UT MARTIN                                | W                     | 5-4         | <b>3/24</b>                             |  |                     | EASTERN ILLINOIS        | W                     | 9-8               |       |
| 2/23                                      | vs. Western Michigan-2     | L | 4-5                                | <b>(DELAND, FLA.)</b>                    |                       |      | 3/04                                | EASTERN ILLINOIS                         | L                     | 1-5         | <b>3/26</b>                             |  |                     | CREIGHTON               | L                     | 2-4               |       |
| 2/28                                      | at UT Martin               | W | 10-6                               | <b>2009 [24-28, 11-9 MVC (5th)]</b>      |                       |      | 3/06                                | NORTHERN ILLINOIS                        | L                     | 4-8         | <b>3/27</b>                             |  |                     | CREIGHTON-1             | L                     | 1-2               |       |
| 3/01                                      | (N)vs. Northern Illinois-1 | L | 1-3                                | <b>CARAVELLE RESORT TOURNAMENT</b>       |                       |      | 3/07                                | NORTHERN ILLINOIS                        | L                     | 0-1         | <b>3/27</b>                             |  |                     | CREIGHTON-2             | W <sup>(11)</sup>     | 4-2               |       |
| 3/01                                      | (N)vs. Northern Illinois-2 | L | 3-7                                | <b>(MYRTL BEACH, S.C.)</b>               |                       |      | 3/08                                | NORTHERN ILLINOIS                        | W                     | 9-7         | <b>3/30</b>                             |  |                     | UT Martin               | W                     | 15-3              |       |
| 3/02                                      | NORTHERN ILLINOIS          | W | 5-3                                | <b>BRIGHT HOUSE INVITATIONAL</b>         |                       |      | 3/10                                | BALL STATE                               | L                     | 5-10        | <b>4/2</b>                              |  |                     | BRADLEY                 | W <sup>(15)</sup>     | 5-4               |       |
| 3/05                                      | at Middle Tennessee        | L | 3-7                                | <b>(DELAND, FLA.)</b>                    |                       |      | 3/11                                | BALL STATE                               | W                     | 10-8        | <b>4/3</b>                              |  |                     | BRADLEY                 | W                     | 3-1               |       |
| 3/09                                      | Butler                     | W | 8-1                                | <b>2009 [24-28, 11-9 MVC (5th)]</b>      |                       |      | 3/13                                | NORTH DAKOTA                             | L                     | 7-8         | <b>4/4</b>                              |  |                     | BRADLEY                 | W                     | 9-3               |       |
| 3/10                                      | Butler                     | W | 9-2                                | <b>CARAVELLE RESORT TOURNAMENT</b>       |                       |      | 3/14                                | NORTH DAKOTA                             | W                     | 4-3         | <b>4/6</b>                              |  |                     | at SE Missouri State    | W                     | 16-11             |       |
| <b>IRISH CLASSIC (SAN ANTONIO, TEXAS)</b> |                            |   | <b>CARAVELLE RESORT TOURNAMENT</b> |  |                       | 3/17 | at Middle Tennessee                 | W  | 9-4                   | <b>4/9</b>  |   |  | at Wichita State    | L                       | 2-9                   |                   |       |
| 3/12                                      | (N)vs. Buffalo             | L | 2-3                                | <b>(MYRTL BEACH, S.C.)</b>               |                       |      | 3/18                                | at Middle Tennessee                      | L                     | 3-11        | <b>4/10</b>                             |  |                     | at Wichita State        | L                     | 1-9               |       |
| 3/13                                      | (N)vs. Prairie View A&M    | W | 10-4                               | <b>BRIGHT HOUSE INVITATIONAL</b>         |                       |      | 3/20                                | NORTHERN IOWA                            | W                     | 8-7         | <b>4/11</b>                             |  |                     | at Wichita State        | W                     | 9-5               |       |
| 3/14                                      | (N)vs. UT-Pan American     | W | 16-8                               | <b>(DELAND, FLA.)</b>                    |                       |      | 3/21                                | NORTHERN IOWA                            | W                     | 8-7         | <b>4/14</b>                             |  |                     | (N) vs. Illinois        | L                     | 4-5               |       |
| 3/15                                      | (N)vs. Notre Dame          | L | 0-4                                | <b>2009 [24-28, 11-9 MVC (5th)]</b>      |                       |      | 3/22                                | NORTHERN IOWA                            | W                     | 8-7         | <b>4/16</b>                             |  |                     | at Illinois State       | L                     | 5-6               |       |
| 3/15                                      | (N)vs. Buffalo             | W | 9-8                                | <b>CARAVELLE RESORT TOURNAMENT</b>       |                       |      | 3/25                                | ARKANSAS STATE                           | W                     | 10-3        | <b>4/17</b>                             |  |                     | at Illinois State       | L                     | 3-6               |       |
| 3/21                                      | INDIANA STATE              | W | 7-2                                | <b>(MYRTL BEACH, S.C.)</b>               |                       |      | 3/28                                | at Creighton                             | L                     | 3-4         | <b>4/18</b>                             |  |                     | at Illinois State       | L                     | 7-9               |       |
| 3/22                                      | INDIANA STATE              | W | 11-3                               | <b>BRIGHT HOUSE INVITATIONAL</b>         |                       |      | 3/28                                | at Creighton                             | L                     | 3-4         | <b>4/20</b>                             |  |                     | SE MISSOURI STATE       | L                     | 1-13              |       |
| 3/23                                      | INDIANA STATE              | L | 6-15                               | <b>(DELAND, FLA.)</b>                    |                       |      | 3/29                                | at Missouri State                        | W                     | 8-7         | <b>4/21</b>                             |  |                     | MURRAY STATE            | W                     | 8-7               |       |
| 3/25                                      | at Eastern Illinois        | W | 3-1                                | <b>2009 [24-28, 11-9 MVC (5th)]</b>      |                       |      | 4/01                                | (N)vs. Illinois                          | L                     | 2-5         | <b>4/23</b>                             |  |                     | INDIANA STATE           | L <sup>(7)</sup>      | 4-14              |       |
| 3/26                                      | UT Martin                  | W | 6-3                                | <b>CARAVELLE RESORT TOURNAMENT</b>       |                       |      | 4/02                                | at Arkansas State                        | W                     | 10-3        | <b>4/25</b>                             |  |                     | MISSOURI STATE          | W <sup>(10)</sup>     | 13-12             |       |

|  |                   |       |   |                   |       |   |                   |                    |  |                   |      |
|--|-------------------|-------|---|-------------------|-------|---|-------------------|--------------------|--|-------------------|------|
| 3/24 DALLAS BAPTIST                            | W                 | 7-4   | 4/3 at Murray State                             | W                 | 13-10 | 4/19 at Creighton *                       | L                 | 4-3                | 5/3 vs. Evansville                               | W                 | 8-2  |
| 3/25 DALLAS BAPTIST                            | L                 | 5-6   | 4/6 EVANSVILLE                                  | W                 | 9-1   | 4/20 at Creighton *                       | L                 | 3-5                | 5/4 vs. Evansville                               | L                 | 4-8  |
| 3/29 at Murray State                           | L <sup>(5)</sup>  | 2-5   | 4/7 EVANSVILLE                                  | W                 | 11-6  | 4/21 at Creighton *                       | L                 | 1-9                | 5/9 vs. Mississippi Valley St.                   | W                 | 8-2  |
| 4/1 at Kennesaw State                          | W                 | 9-6   | 4/8 EVANSVILLE                                  | L                 | 2-6   | 4/23 vs. SEMO <sup>(11)</sup>             | W                 | 3-2                | 5/10 vs. Mississippi Valley St.                  | W                 | 6-1  |
| 4/2 at Kennesaw State                          | L                 | 5-6   | 4/10 at SE Missouri State                       | L                 | 1-4   | 4/26 vs. Wichita State *                  | W                 | 5-4                | 5/11 vs. Mississippi Valley St. W <sup>(6)</sup> | 5-1               |      |
| 4/3 at Kennesaw State                          | L                 | 6-10  | 4/12 at Dallas Baptist                          | L                 | 8-11  | 4/27 vs. Wichita State *                  | L                 | 4-8                | 5/15 at Dallas Baptist                           | L                 | 6-11 |
| 4/6 MURRAY STATE                               | W                 | 9-0   | 4/13 at Dallas Baptist                          | L                 | 8-12  | 4/28 vs. Wichita State *                  | L                 | 2-5                | 5/16 at Dallas Baptist                           | L                 | 5-6  |
| 4/8 at Evansville                              | W                 | 5-1   | 4/14 at Dallas Baptist                          | L                 | 6-11  | 4/30 at Illinois                          | L                 | 7-11               | 5/17 at Dallas Baptist                           | L                 | 4-10 |
| 4/9 at Evansville                              | W                 | 8-4   | 4/18 UT MARTIN                                  | W                 | 10-3  | 5/1 vs. Belmont <sup>(10)</sup>           | W                 | 2-1                | <b>MVC Tournament (at Indiana State)</b>         |                   |      |
| 4/10 at Evansville                             | W                 | 6-3   | 4/21 CREIGHTON-1                                | W                 | 4-0   | 5/3 at Purdue                             | L                 | 4-6                | 5/20 vs. Evansville                              | W                 | 9-1  |
| 4/12 SE MISSOURI STATE                         | L                 | 8-14  | 4/21 CREIGHTON-2                                | W                 | 7-6   | 5/4 at Purdue                             | L                 | 3-5                | 5/21 vs. Illinois State                          | L                 | 1-6  |
| 4/13 at Illinois                               | W                 | 3-0   | 4/22 CREIGHTON                                  | W                 | 6-5   | 5/5 at Purdue                             | L                 | 5-10               | 5/22 vs. Wichita State                           | L <sup>(12)</sup> | 1-2  |
| 4/16 MISSOURI STATE                            | L                 | 6-9   | 4/24 vs. SE MISSOURI ST.                        | W                 | 9-5   | 5/10 at Bradley                           | W                 | 6-2                | <b>2015 [12-46, 6-15 MVC (8th)]</b>              |                   |      |
| 4/17 MISSOURI STATE-1                          | W <sup>(7)</sup>  | 11-1  | 4/27 at Missouri State                          | L                 | 0-1   | 5/11 at Bradley                           | W                 | 9-7                | 2/13 at #2 TCU                                   | L                 | 0-5  |
| 4/17 MISSOURI STATE-2                          | L                 | 4-5   | 4/28 at Missouri State                          | W                 | 8-3   | 5/12 at Bradley                           | W                 | 8-7                | 2/14 at #2 TCU                                   | L                 | 4-16 |
| 4/19 UT MARTIN                                 | L                 | 3-5   | 4/29 at Missouri State                          | L                 | 6-12  | 5/14 vs. Saint Louis (Sauget, Ill.)       | L                 | 0-11               | 2/15 at #2 TCU                                   | L                 | 0-11 |
| 4/22 at No. 28 Creighton                       | L <sup>(10)</sup> | 4-5   | 5/1 at Illinois                                 | W                 | 7-3   | 5/16 Illinois State                       | L                 | 3-4                | 2/20 vs. Eastern Kentucky                        | W                 | 4-1  |
| 4/23 at No. 28 Creighton                       | W                 | 3-2   | 5/4 at Illinois State                           | L                 | 2-3   | 5/17 Illinois State                       | L                 | 0-2                | 2/21 vs. Eastern Kentucky                        | L                 | 4-5  |
| 4/24 at No. 28 Creighton                       | W                 | 2-1   | 5/5 at Illinois State                           | L                 | 3-5   | 5/18 Illinois State                       | L                 | 8-9                | vs. Eastern Kentucky                             | L                 | 3-4  |
| 4/26 at SE Missouri State                      | L                 | 4-11  | 5/6 at Illinois State                           | L                 | 1-8   | <b>MVC Tournament (at Illinois State)</b> |                   |                    | 2/22 vs. Eastern Kentucky                        | L                 | 2-5  |
| 4/29 WICHITA STATE                             | L                 | 6-9   | 5/11 INDIANA STATE                              | L                 | 3-6   | 5/21 vs. Wichita State                    | W                 | 5-1                | 2/25 vs. Murray State                            | L <sup>(11)</sup> | 2-3  |
| 4/30 WICHITA STATE-1                           | W                 | 4-3   | 5/12 INDIANA STATE                              | L                 | 5-7   | 5/23 vs. Indiana State                    | L                 | 0-5                | 2/28 at Western Kentucky                         | L                 | 1-9  |
| 4/30 WICHITA STATE-2                           | L                 | 5-11  | 5/13 INDIANA STATE                              | L                 | 4-10  | 2/16 at Western Kentucky                  | L                 | 1-6                | at Western Kentucky                              | L                 | 6-8  |
| 5/3 vs. Illinois                               | W                 | 9-0   | 5/15 Saint Louis (St. Charles, Mo.)             | L                 | 5-8   | 2/18 at Austin Peay                       | W                 | 14-4               | at Western Kentucky                              | L                 | 6-11 |
| 5/6 at Bradley                                 | L                 | 0-9   | 5/17 IPFW                                       | W                 | 8-0   | 2/21 vs. Western Illinois                 | W                 | 10-3               | 3/1 at Western Kentucky                          | L                 | 6-11 |
| 5/7 at Bradley                                 | W                 | 11-4  | 5/18 IPFW                                       | W                 | 16-0  | 2/22 at Nicholls State                    | W <sup>(10)</sup> | 8-7                | 3/7 NORTHERN ILLINOIS                            | W                 | 5-4  |
| 5/8 at Bradley                                 | L                 | 0-4   | 5/19 IPFW                                       | W                 | 10-4  | 2/25 at UT Martin                         | W                 | 6-2                | 3/8 NORTHERN ILLINOIS                            | L                 | 2-8  |
| 5/13 ILLINOIS STATE                            | W                 | 4-2   | <b>MVC TOURNAMENT (AT MISSOURI STATE)</b>       |                   |       | 2/28 vs. Northern Illinois                | L                 | 0-1                | NORTHERN ILLINOIS                                | L                 | 0-3  |
| 5/14 ILLINOIS STATE                            | L <sup>(10)</sup> | 9-11  | 5/22 vs. Wichita State                          | W                 | 6-3   | 3/1 vs. Northern Illinois                 | W                 | 3-1                | 3/10 at Belmont                                  | L                 | 4-9  |
| 5/15 ILLINOIS STATE                            | L                 | 2-8   | 5/23 vs. Bradley                                | W <sup>(10)</sup> | 9-8   | 3/2 vs. Northern Illinois                 | W                 | 2-1                | 3/13 at #19 Illinois                             | W                 | 2-0  |
| 5/17 at Saint Louis                            | W                 | 14-4  | 5/24 at Missouri State                          | W <sup>(10)</sup> | 3-2   | 3/5 at Belmont                            | W                 | 7-6                | 3/14 at #19 Illinois                             | L                 | 2-6  |
| 5/19 at Indiana State                          | L                 | 1-4   | 5/26 vs. Creighton                              | L                 | 8-6   | 3/8 vs. South Alabama                     | L <sup>(10)</sup> | 3-4                | 3/15 at #19 Illinois                             | L                 | 1-4  |
| 5/20 at Indiana State                          | W                 | 5-2   | <b>2013 [25-33, 6-15 MVC (7th)]</b>             |                   |       | 3/9 vs. South Alabama                     | L <sup>(10)</sup> | 4-5                | 3/17 at UT-Martin                                | L                 | 7-8  |
| 5/21 at Indiana State                          | W                 | 9-7   | 2/15 at Alabama-Birmingham                      | W                 | 5-4   | 3/11 at #19 Mississippi State             | L                 | 0-3                | 3/20 WICHITA STATE                               | L                 | 2-3  |
| <b>MVC TOURNAMENT (AT CREIGHTON)</b>           |                   |       | 2/16 at Alabama-Birmingham                      | L                 | 0-1   | 3/12 vs. Northern Illinois                | W                 | 2-1                | 3/21 WICHITA STATE                               | L <sup>(7)</sup>  | 6-20 |
| 5/24 vs. Missouri State                        | L                 | 4-6   | 2/17 at Alabama-Birmingham                      | L                 | 1-3   | 3/5 at Belmont                            | W                 | 7-6                | 3/22 WICHITA STATE                               | L <sup>(6)</sup>  | 3-13 |
| 5/25 vs. Bradley                               | W                 | 5-1   | 2/19 at UT Martin                               | W                 | 8-4   | 3/7 vs. South Alabama                     | L <sup>(10)</sup> | 3-4                | 3/25 AUSTIN PEAY                                 | W                 | 14-3 |
| 5/26 at Creighton                              | L                 | 0-5   | 2/22 at Jacksonville State                      | W                 | 12-6  | 3/8 vs. South Alabama                     | L <sup>(10)</sup> | 4-5                | 3/27 at Bradley                                  | W                 | 0-1  |
| <b>2012 [31-28, 9-12 MVC (6th)]</b>            |                   |       | 2/23 at Jacksonville State                      | W                 | 12-4  | 3/9 vs. South Alabama                     | L <sup>(10)</sup> | 4-5                | 3/28 at Bradley                                  | L <sup>(7)</sup>  | 0-10 |
| 2/17 at North Florida                          | L                 | 4-7   | 2/24 at Jacksonville State                      | L                 | 4-5   | 3/14 vs. Illinois                         | L                 | 1-5                | 3/29 at Bradley                                  | W                 | 5-3  |
| 2/18 at North Florida                          | W                 | 4-2   | 2/26 at Austin Peay                             | L                 | 8-11  | 3/15 vs. Illinois                         | W                 | 6-5                | 3/31 at Murray State                             | L                 | 8-9  |
| 2/19 at North Florida                          | W                 | 16-12 | 3/3 vs. Western Kentucky                        | W                 | 6-1   | 3/15 vs. Illinois                         | W                 | 3-2                | 4/2 CENTRAL ARKANSAS                             | L                 | 2-5  |
| 2/21 at Tennessee-Martin                       | L                 | 9-4   | 3/4 vs. Western Kentucky                        | L                 | 4-6   | 3/18 vs. Eastern Illinois                 | W                 | 3-2                | 4/4 CENTRAL ARKANSAS                             | L                 | 3-8  |
| 2/24 at Western Kentucky                       | L <sup>(13)</sup> | 9-10  | 3/6 at Murray State                             | L                 | 8-9   | 3/21 vs. Purdue                           | L                 | 2-3                | CENTRAL ARKANSAS                                 | L                 | 5-6  |
| 2/25 at Western Kentucky                       | W                 | 10-3  | 3/8 vs. Northern Illinois                       | W                 | 8-3   | 3/22 vs. Purdue                           | W <sup>(16)</sup> | 5-4                | 4/7 BELMONT                                      | L                 | 1-11 |
| 2/26 at Western Kentucky                       | W                 | 8-3   | 3/9 vs. Northern Illinois-1                     | W                 | 3-2   | W   | 4-0               | 4/8 ARKANSAS STATE | L  | 8-10              |      |
| 2/29 at Belmont                                | L                 | 7-14  | 3/9 vs. Northern Illinois-2                     | W                 | 4-2   | 3/26 at Murray State                      | L <sup>(10)</sup> | 6-7                | 4/10 at Indiana State                            | W                 | 5-3  |
| <b>Brighthouse Invitational (DeLand, Fla.)</b> |                   |       | 3/9 vs. Northern Illinois-2                     | W                 | 4-2   | 3/28 at Missouri State                    | L                 | 3-8                | 4/11 at Indiana State                            | W                 | 7-4  |
| 3/2 (N) vs. Georgia State                      | W                 | 5-4   | 3/12 at Middle Tennessee                        | L                 | 2-4   | 3/29 at Missouri State                    | W <sup>(11)</sup> | 9-5                | 4/12 at Indiana State                            | L                 | 2-6  |
| 3/3 at No. 19 Stetson                          | W                 | 11-8  | 3/13 at Middle Tennessee                        | W                 | 4-2   | 3/30 at Missouri State                    | L <sup>(10)</sup> | 5-6                | 4/14 at SEMO                                     | L                 | 4-7  |
| 3/4 (N) vs. Penn                               | W                 | 11-4  | 3/15 vs. Illinois                               | L                 | 1-4   | 4/1 at Missouri State                     | L <sup>(10)</sup> | 5-6                | 4/15 at Austin Peay                              | L                 | 6-17 |
| 3/6 MIDDLE TENNESSEE.                          | L                 | 5-14  | 3/16 vs. Illinois <sup>(10)</sup>               | L                 | 5-7   | 4/1 vs. Missouri                          | W                 | 4-2                | 4/17 ILLINOIS STATE                              | W <sup>(10)</sup> | 7-6  |
| 3/7 MIDDLE TENNESSEE.                          | W                 | 5-3   | 3/18 vs. Illinois(Marion, Ill.) <sup>(10)</sup> | L                 | 1-2   | 4/2 vs. Murray State                      | W                 | 10-9               | 4/18 ILLINOIS STATE                              | L                 | 4-13 |
| 3/9 JACKSONVILLE ST.                           | W                 | 3-2   | 3/19 at Eastern Illinois                        | L                 | 7-11  | 4/4 vs. Bradley                           | L                 | 4-7                | 4/19 ILLINOIS STATE                              | W                 | 9-7  |
| 3/10 JACKSONVILLE ST.-1                        | W                 | 13-5  | 3/22 at Indiana State *                         | L                 | 1-8   | 4/5 vs. Bradley                           | W                 | 6-1                | 4/21 SOUTHEAST MISSOURI                          | W                 | 6-2  |
| 3/10 JACKSONVILLE ST.-2                        | W                 | 10-5  | 3/23 at Indiana State-1 * <sup>(11)</sup>       | L                 | 0-1   | 4/6 vs. Bradley                           | L                 | 2-7                | 4/22 UT-MARTIN                                   | L                 | 9-11 |
| 3/16 NORTHERN ILLINOIS                         | W                 | 6-4   | 3/23 at Indiana State-2 *                       | L                 | 4-8   | 4/8 at SEMO                               | L                 | 4-5                | 4/24 #15 DALLAS BAPTIST                          | L                 | 3-6  |
| 3/16 ILLINOIS                                  | L                 | 2-8   | 3/28 vs. Eastern Kentucky                       | W                 | 6-2   | 4/11 vs. Indiana State                    | W <sup>(13)</sup> | 2-1                | 4/25 #15 DALLAS BAPTIST                          | L                 | 4-5  |
| 3/17 NORTHERN ILLINOIS                         | L                 | 4-9   | 3/29 vs. Eastern Kentucky <sup>(10)</sup>       | W                 | 4-3   | 4/12 vs. Indiana State                    | L                 | 4-5                | 4/26 #15 DALLAS BAPTIST                          | L                 | 4-7  |
| 3/18 (N) vs. Illinois                          | L                 | 5-13  | 3/30 vs. Eastern Kentucky                       | W                 | 4-1   | 4/13 vs. Indiana State                    | L                 | 4-5                | 4/28 vs. #6 Illinois                             | L                 | 5-7  |
| 3/20 EASTERN ILLINOIS                          | L                 | 1-5   | 4/2 vs. Murray State                            | W                 | 7-2   | 4/15 vs. UT Martin                        | W                 | 16-5               | 5/1 at Evansville                                | L                 | 3-4  |
| 3/23 BRADLEY                                   | W                 | 6-5   | 4/5 at Evansville * <sup>(10)</sup>             | L                 | 2-3   | 4/16 vs. Austin Peay                      | W                 | 3-0                | 5/2 at Evansville                                | L                 | 5-6  |
| 3/24 BRADLEY                                   | W                 | 7-2   | 4/6 at Evansville *                             | L                 | 4-5   | 4/18 at Wichita State                     | L <sup>(7)</sup>  | 0-10               | 5/3 at Evansville                                | W                 | 5-4  |
| 3/25 BRADLEY                                   | L                 | 4-8   | 4/7 at Evansville *                             | W                 | 13-5  | 4/19 at Wichita State                     | L <sup>(12)</sup> | 3-4                | 5/8 #14 MISSOURI STATE                           | L                 | 0-1  |
| 3/28 MURRAY STATE                              | L                 | 2-7   | 4/9 at SEMO                                     | W                 | 25-3  | 4/20 at Wichita State                     | L <sup>(7)</sup>  | 1-11               | 5/9 #14 MISSOURI STATE                           | L                 | 0-5  |
| 3/30 at Wichita State                          | L <sup>(10)</sup> | 3-4   | 4/10 vs. Austin Peay                            | W                 | 10-9  | 4/22 vs. SEMO                             | W                 | 5-2                | 5/10 #14 MISSOURI STATE                          | L                 | 3-5  |
| 3/31 at Wichita State                          | W                 | 10-3  | 4/12 vs. Missouri State *                       | L                 | 3-7   | 4/25 at Illinois State                    | L <sup>(12)</sup> | 2-3                | 5/14 at St. John's                               | L                 | 2-9  |
| 4/1 at Wichita State                           | L                 | 7-10  | 4/13 vs. Missouri State *                       | L                 | 6-14  | 4/26 at Illinois State                    | L <sup>(15)</sup> | 1-2                | 5/15 at St. John's                               | L                 | 5-8  |
|  |                   |       | 4/14 vs. Missouri State *                       | W                 | 8-5   | 4/27 at Illinois State                    | L                 | 3-4                | 5/16 at St. John's                               | L                 | 3-4  |
|  |                   |       | 4/16 vs. UT Martin                              | W                 | 7-6   | 4/30 at Illinois                          | L                 | 1-10               | <b>MVC TOURNAMENT (AT WICHITA STATE)</b>         |                   |      |
|  |                   |       |   |                   |       | 5/2 vs. Evansville                        | L <sup>(11)</sup> | 2-4                |  |                   |      |

|      |                    |   |      |
|------|--------------------|---|------|
| 5/20 | vs. Missouri State | L | 0-7  |
| 5/21 | vs. Illinois State | W | 7-1  |
| 5/22 | vs. Wichita State  | L | 1-15 |

**2016** [31-25-1, 11-10 MVC (4th)]

|      |                    |                   |      |
|------|--------------------|-------------------|------|
| 2/19 | at McNeese State   | L                 | 2-5  |
| 2/20 | at McNeese State   | W                 | 2-1  |
| 2/21 | at McNeese State   | L                 | 4-8  |
| 2/23 | at Austin Peay     | L                 | 6-13 |
| 2/26 | WESTERN ILLINOIS   | W                 | 4-1  |
| 2/27 | WESTERN ILLINOIS   | W                 | 9-0  |
| 2/28 | WESTERN ILLINOIS   | W                 | 9-0  |
| 3/2  | SOUTHEAST MISSOURI | W                 | 6-5  |
| 3/4  | IOWA               | W <sup>(11)</sup> | 2-1  |
| 3/5  | IOWA               | L                 | 5-7  |
| 3/6  | IOWA               | W                 | 6-1  |
| 3/8  | at Belmont         | W                 | 8-4  |
| 3/11 | ST. JOHN'S         | W                 | 6-3  |
| 3/12 | ST. JOHN'S         | L                 | 1-4  |
| 3/13 | ST. JOHN'S         | T <sup>(12)</sup> | 2-2  |
| 3/15 | at Arkansas State  | L <sup>(10)</sup> | 0-1  |

**at Rent One Park****Marion Ill.**

|      |                       |                   |       |
|------|-----------------------|-------------------|-------|
| 3/18 | vs. Northern Illinois | L <sup>(11)</sup> | 0-1   |
| 3/19 | vs. Illinois          | W                 | 3-2   |
| 3/20 | vs. Northern Illinois | W                 | 5-2   |
| 3/20 | vs. Illinois          | W                 | 1-0   |
| 3/24 | MEMPHIS               | L                 | 4-7   |
| 3/25 | MEMPHIS               | W                 | 5-3   |
| 3/26 | MEMPHIS               | W                 | 11-5  |
| 3/29 | AUSTIN PEAY           | L                 | 10-16 |
| 3/30 | MURRAY STATE          | W <sup>(8)</sup>  | 5-4   |
| 4/1  | JACKSONVILLE STATE    | L                 | 5-9   |
| 4/2  | JACKSONVILLE STATE    | W                 | 13-3  |
| 4/3  | JACKSONVILLE STATE    | W                 | 3-2   |
| 4/5  | BELMONT               | W                 | 11-1  |
| 4/6  | at Murray State       | L                 | 3-7   |
| 4/8  | INDIANA STATE         | W                 | 7-6   |
| 4/9  | INDIANA STATE         | L                 | 0-3   |
| 4/10 | INDIANA STATE         | L                 | 1-5   |
| 4/12 | vs. Eastern Illinois  | W                 | 10-2  |
| 4/15 | at Dallas Baptist     | L                 | 2-5   |
| 4/16 | at Dallas Baptist     | L                 | 4-7   |
| 4/17 | at Dallas Baptist     | W                 | 7-0   |
| 4/19 | ARKANSAS STATE        | L                 | 1-7   |
| 4/22 | at Illinois State     | W                 | 7-3   |
| 4/23 | at Illinois State     | W                 | 8-6   |
| 4/24 | at Illinois State     | L                 | 0-1   |
| 4/29 | WICHITA STATE         | L                 | 0-8   |
| 4/30 | WICHITA STATE         | W <sup>(10)</sup> | 8-5   |
| 5/1  | WICHITA STATE         | W                 | 4-1   |
| 5/4  | at Illinois           | L                 | 3-6   |
| 5/6  | at Missouri State     | W                 | 5-4   |
| 5/7  | at Missouri State     | W                 | 12-10 |
| 5/8  | at Missouri State     | W                 | 14-8  |
| 5/13 | at Evansville         | W                 | 4-1   |
| 5/14 | at Evansville         | W                 | 4-0   |
| 5/15 | at Evansville         | L                 | 3-4   |
| 5/19 | BRADLEY               | L                 | 1-6   |
| 5/20 | BRADLEY               | L                 | 1-7   |
| 5/21 | BRADLEY               | L                 | 1-2   |

**MVC TOURNAMENT (AT INDIANA STATE)**

|      |                    |   |      |
|------|--------------------|---|------|
| 5/25 | vs. Evansville     | W | 4-3  |
| 5/26 | vs. Dallas Baptist | L | 8-10 |
| 5/27 | vs. Evansville     | L | 2-3  |

**2017** [27-30, 10-10 (4th)]

|      |                |   |      |
|------|----------------|---|------|
| 2/17 | at Stetson     | W | 7-6  |
| 2/18 | at Stetson     | W | 7-0  |
| 2/19 | at Stetson     | W | 8-4  |
| 2/22 | at Austin Peay | L | 3-10 |

|      |                                |                   |       |
|------|--------------------------------|-------------------|-------|
| 2/24 | at Louisiana Monroe            | L <sup>(11)</sup> | 3-4   |
| 2/25 | at Louisiana Monroe            | W                 | 9-0   |
| 2/26 | at Louisiana Monroe            | L                 | 2-6   |
| 2/28 | at Belmont                     | L                 | 17-18 |
| 3/3  | WESTERN ILLINOIS               | W                 | 8-6   |
| 3/4  | WESTERN ILLINOIS               | W                 | 12-2  |
| 3/5  | WESTERN ILLINOIS               | W                 | 3-2   |
| 3/8  | at Murray State                | L                 | 12-13 |
| 3/10 | at Memphis                     | L                 | 3-4   |
| 3/11 | at Memphis                     | W                 | 3-2   |
| 3/12 | at Memphis                     | L <sup>(13)</sup> | 1-2   |
| 3/15 | at Arkansas State              | W                 | 4-2   |
| 3/17 | vs. Toledo (Champaign, Ill.)   | L                 | 7-8   |
| 3/18 | vs. Toledo (Champaign, Ill.)   | L                 | 2-10  |
| 3/18 | at Illinois                    | W                 | 8-5   |
| 3/19 | at Illinois                    | W                 | 3-1   |
| 3/22 | MURRAY STATE                   | L                 | 10-13 |
| 3/24 | JACKSONVILLE STATE             | L                 | 6-8   |
| 3/25 | JACKSONVILLE STATE             | W                 | 5-4   |
| 3/26 | JACKSONVILLE STATE             | L                 | 0-7   |
| 3/28 | ARKANSAS STATE                 | L <sup>(10)</sup> | 3-4   |
| 3/29 | at Eastern Illinois            | L                 | 7-10  |
| 3/31 | EVANSVILLE                     | W                 | 3-2   |
| 4/1  | EVANSVILLE                     | W                 | 5-2   |
| 4/2  | EVANSVILLE                     | W                 | 8-3   |
| 4/4  | AUSTIN PEAY                    | L                 | 0-4   |
| 4/7  | at Wichita State               | L                 | 0-7   |
| 4/8  | at Wichita State               | W                 | 11-8  |
| 4/9  | at Wichita State               | L <sup>(7)</sup>  | 7-17  |
| 4/11 | SOUTHEAST MISSOURI             | W                 | 4-2   |
| 4/14 | at Indiana State               | W                 | 2-1   |
| 4/15 | at Indiana State-1             | L <sup>(7)</sup>  | 2-15  |
| 4/15 | at Indiana State-2             | L                 | 1-4   |
| 4/18 | BELMONT                        | L                 | 3-9   |
| 4/22 | #26 TENNESSEE TECH             | W                 | 6-4   |
| 4/22 | #26 TENNESSEE TECH             | W                 | 10-9  |
| 4/23 | #26 TENNESSEE TECH             | W                 | 13-8  |
| 4/25 | at Southeast Missouri          | W                 | 7-5   |
| 4/28 | DALLAS BAPTIST                 | W                 | 4-1   |
| 4/29 | DALLAS BAPTIST                 | L                 | 2-4   |
| 4/29 | DALLAS BAPTIST                 | L <sup>(6)</sup>  | 1-7   |
| 5/2  | ILLINOIS                       | L                 | 5-6   |
| 5/5  | #16 MISSOURI STATE             | L                 | 5-7   |
| 5/6  | #16 MISSOURI STATE             | L                 | 9-19  |
| 5/7  | #16 MISSOURI STATE             | L <sup>(11)</sup> | 4-7   |
| 5/12 | ILLINOIS STATE                 | W                 | 3-2   |
| 5/13 | ILLINOIS STATE                 | W                 | 5-0   |
| 5/14 | ILLINOIS STATE                 | W                 | 10-9  |
| 5/16 | vs. Saint Louis (Marion, Ill.) | L                 | 4-6   |
| 5/18 | at Bradley                     | W                 | 8-3   |
| 5/19 | at Bradley                     | L                 | 2-7   |

**MVC TOURNAMENT (AT MISSOURI STATE)**

|      |                        |                   |      |
|------|------------------------|-------------------|------|
| 5/24 | vs. Wichita State      | L <sup>(10)</sup> | 1-3  |
| 5/25 | vs. #12 Missouri State | L <sup>(8)</sup>  | 3-13 |

**2018** [28-30, 10-11 (5th)]

|      |                       |                   |      |
|------|-----------------------|-------------------|------|
| 2/16 | at Jacksonville State | L                 | 4-7  |
| 2/17 | at Jacksonville State | L                 | 9-10 |
| 2/18 | at Jacksonville State | L                 | 0-6  |
| 2/20 | at Austin Peay        | W                 | 16-7 |
| 2/23 | at North Florida      | L <sup>(10)</sup> | 4-5  |
| 2/24 | at North Florida      | W                 | 6-2  |
| 2/25 | at North Florida      | L                 | 4-5  |
| 2/27 | at Belmont            | W                 | 3-0  |
| 3/2  | LOUISIANA MONROE      | L                 | 4-5  |
| 3/3  | LOUISIANA MONROE      | L                 | 7-13 |
| 3/4  | LOUISIANA MONROE      | L                 | 4-7  |
| 3/6  | at Southeast Missouri | W                 | 5-0  |
| 3/7  | at Murray State       | W                 | 23-5 |
| 3/9  | NORTHERN ILLINOIS     | W                 | 4-0  |
| 3/10 | NORTHERN ILLINOIS     | W                 | 10-4 |

|      |                                |                   |      |
|------|--------------------------------|-------------------|------|
| 3/10 | NORTHERN ILLINOIS              | W                 | 7-2  |
| 3/13 | at Arkansas State              | L <sup>(11)</sup> | 8-9  |
| 3/17 | #24 ILLINOIS                   | L                 | 6-16 |
| 3/17 | #24 ILLINOIS                   | W                 | 5-4  |
| 3/18 | #24 ILLINOIS                   | L                 | 2-6  |
| 3/20 | at SIU Edwardsville            | W                 | 8-3  |
| 3/23 | UC IRVINE                      | L                 | 2-6  |
| 3/24 | UC IRVINE                      | W                 | 11-2 |
| 3/25 | UC IRVINE                      | W                 | 10-8 |
| 3/30 | at Illinois State              | W                 | 6-4  |
| 3/30 | at Illinois State              | W                 | 7-5  |
| 3/31 | at Illinois State              | L                 | 5-6  |
| 4/4  | AUSTIN PEAY                    | W                 | 10-6 |
| 4/6  | VALPARAISO                     | W                 | 6-2  |
| 4/7  | VALPARAISO                     | L                 | 2-6  |
| 4/8  | VALPARAISO                     | W                 | 8-0  |
| 4/10 | EASTERN ILLINOIS               | W                 | 5-3  |
| 4/13 | at #25 Dallas Baptist          | L                 | 4-7  |
| 4/14 | at #25 Dallas Baptist          | L                 | 8-9  |
| 4/15 | at #25 Dallas Baptist          | L                 | 1-3  |
| 4/17 | BELMONT                        | W                 | 3-2  |
| 4/18 | MURRAY STATE                   | W                 | 11-9 |
| 4/20 | at #21 Tennessee Tech          | L                 | 0-4  |
| 4/21 | at #21 Tennessee Tech          | L                 | 4-11 |
| 4/21 | at #21 Tennessee Tech          | L                 | 5-18 |
| 4/24 | SOUTHEAST MISSOURI             | W                 | 2-0  |
| 4/27 | at Evansville                  | W                 | 2-0  |
| 4/28 | at Evansville                  | W                 | 5-4  |
| 4/29 | at Evansville                  | W                 | 9-4  |
| 5/1  | at Illinois                    | L                 | 1-9  |
| 5/4  | INDIANA STATE                  | W                 | 3-2  |
| 5/5  | INDIANA STATE                  | L                 | 2-8  |
| 5/6  | INDIANA STATE                  | L                 | 3-11 |
| 5/11 | at Missouri State              | L                 | 3-5  |
| 5/12 | at Missouri State              | L                 | 9-14 |
| 5/13 | at Missouri State              | L                 | 3-8  |
| 5/15 | vs. Saint Louis (Sauget, Ill.) | L                 | 5-10 |
| 5/17 | BRADLEY                        | L                 | 3-5  |
| 5/18 | BRADLEY                        | W                 | 3-2  |
| 5/19 | BRADLEY                        | W <sup>(5)</sup>  | 3-0  |

**MVC TOURNAMENT (AT DALLAS BAPTIST)**

|      |                   |                   |       |
|------|-------------------|-------------------|-------|
| 5/23 | vs. Indiana State | L                 | 7-9   |
| 5/24 | vs. Evansville    | W <sup>(12)</sup> | 5-4   |
| 5/25 | vs. Indiana State | L <sup>(10)</sup> | 12-14 |

# SALUKIS AT THE 1968 COLLEGE WORLD SERIES



1968 NATIONAL RUNNERS UP



Head Coach Joe Lutz



Don Kirkland scores



Jerry Bond scores a run at the College World Series.



58,373 fans attended the 1968 College World Series.

# SALUKIS AT THE 1971 COLLEGE WORLD SERIES



**1971 NATIONAL RUNNERS UP**



Head Coach Richard "Itchy" Jones



Duane Kuiper turns a double play. Kuiper is now the Voice of the San Francisco Giants.



Dan Radison (bottom right), Jim Dwyer (top left), Larry Calufetti (top middle) and Mike Eden (top right) earned All-Tournament Team at the 1971 College World Series.



77,460 fans attended the 1971 College World Series.

## SALUKIS AT THE COLLEGE WORLD SERIES



## SALUKIS IN THE COLLEGE WORLD SERIES

### CWS ALL-TIME RESULTS

#### 1968 (3-2 // NATIONAL RUNNER-UP)

- 6/10 NC State 7, Southern Illinois 6
- 6/11 Southern Illinois 2, Harvard 1 (11 innings)
- 6/13 Southern Illinois 7, Oklahoma State 1
- 6/14 Southern Illinois 15, St. John's 0
- 6/15 Southern California 4, Southern Illinois 3

#### 1969 (0-2)

- 6/14 Massachusetts 2, Southern Illinois 0
- 6/16 Mississippi 8, Southern Illinois 1

#### 1971 (3-2 // NATIONAL RUNNER-UP)

- 6/12 Southern Illinois 5, Texas Pan-American 4
- 6/13 Southern Illinois 8, Southern California 3
- 6/14 Tulsa 9, Southern Illinois 4
- 6/15 Southern Illinois 8, Texas Pan-American 6
- 6/17 Southern California 7, Southern Illinois 2

#### 1974 (3-2 // THIRD PLACE)

- 6/8 Southern Illinois 5, Seton Hall 1
- 6/10 Southern California 5, Southern Illinois 3
- 6/11 Southern Illinois 5, Northern Colorado 2
- 6/13 Southern Illinois 4, Miami (FL) 3
- 6/14 Southern California 7, Southern Illinois 2

#### 1977 (3-2 // THIRD PLACE)

- 6/10 Southern Illinois 10, Temple 5
- 6/13 Southern Illinois 3, Arizona State 2
- 6/15 South Carolina 5, Southern Illinois 4
- 6/16 Southern Illinois 9, Cal State LA 7
- 6/17 Arizona State 10, Southern Illinois 0

### RECORDS VS. OPPONENTS IN CWS

| TEAM                 | REC.        |
|----------------------|-------------|
| Arizona State        | 1-1         |
| Cal State LA         | 1-0         |
| Harvard              | 1-0         |
| Massachusetts        | 0-1         |
| Miami (FL)           | 1-0         |
| Mississippi          | 0-1         |
| North Carolina State | 0-1         |
| Northern Colorado    | 1-0         |
| Oklahoma State       | 1-0         |
| Seton Hall           | 1-0         |
| South Carolina       | 0-1         |
| Southern California  | 1-4         |
| St. John's           | 1-0         |
| Temple               | 1-0         |
| Texas Pan-American   | 2-0         |
| Tulsa                | 0-1         |
| <b>TOTAL</b>         | <b>12-8</b> |

### COMPLETE-GAME SHUTOUTS

**1968**  
Howard Nickason (SIU 15, St. John's 0)

### CWS ALL-TOURNAMENT TEAM

**1968**  
Barry O'Sullivan - 3B  
Jerry Bond - OF  
Mike Rogodzinski - OF

**1971**  
Mike Eden - 3B  
Dan Radison - SS  
Jim Dwyer - OF  
Larry Calufetti - C

**1977**  
Steve Stieb - C

## SERIES RECORDS

|                          |                |                   |                         |                |                   |                          |              |                   |
|--------------------------|----------------|-------------------|-------------------------|----------------|-------------------|--------------------------|--------------|-------------------|
| Air Force                | 1-0            | Since 1968        | C.W. Post               | 1-0            | Since 1999        | IPFW                     | 3-0          | Since 2012        |
| Alabama                  | 2-0            | Since 1982        | <b>Dallas Baptist</b>   | <b>4-18</b>    | <b>Since 2006</b> | Jacksonville State       | 10-13        | Since 2009        |
| Alabama-Birmingham       | 3-3            | Since 2001        | Lipscomb                | 9-4            | Since 1967        | James Madison            | 3-2          | Since 1985        |
| Arizona                  | 3-3-1          | Since 1968        | Davidson                | 2-0            | Since 1990        | Kennesaw State           | 1-2          | Since 2011        |
| Arizona State            | 3-13           | Since 1962        | Detroit                 | 1-0            | Since 1994        | Kentucky                 | 7-10         | Since 1977        |
| Arkansas                 | 5-3            | Since 1966        | Duquesne                | 1-0            | Since 1966        | Kentucky Wesleyan        | 9-1          | Since 1964        |
| Arkansas-Little Rock     | 1-0            | Since 2002        | East Carolina           | 0-1            | Since 1963        | LaSalle                  | 1-0          | Since 1987        |
| <b>Arkansas State</b>    | <b>48-26</b>   | <b>Since 1947</b> | East Tenn. State        | 3-0            | Since 1979        | Le Moyne                 | 0-1          | Since 2011        |
| Army                     | 2-0            | Since 1985        | <b>Eastern Illinois</b> | <b>59-29-1</b> | <b>Since 1947</b> | Lewis                    | 9-0          | Since 1979        |
| Auburn                   | 1-0            | Since 1970        | Eastern Kentucky        | 6-3            | Since 1992        | Liberty                  | 2-0          | Since 1979        |
| Aurora                   | 2-0            | Since 1974        | Eastern Michigan        | 24-6           | Since 1951        | Lincoln (Mo.)            | 2-0          | Since 1974        |
| <b>Austin Peay</b>       | <b>26-15</b>   | <b>Since 1972</b> | <b>Evansville</b>       | <b>107-64</b>  | <b>Since 1947</b> | Louisiana                | 12-13        | Since 1953        |
| Ball State               | 12-5           | Since 1967        | Fairleigh Dickinson     | 5-0            | Since 1986        | Louisiana Monroe         | 3-6          | Since 2002        |
| Baylor                   | 0-1            | Since 1966        | Florida                 | 2-2            | Since 1970        | LSU                      | 5-3          | Since 1952        |
| <b>Belmont</b>           | <b>6-5</b>     | <b>Since 2012</b> | Florida Atlantic        | 2-5            | Since 1989        | Louisiana Tech           | 2-2          | Since 1957        |
| Blackburn College        | 0-1            | Since 2003        | Florida International   | 7-1            | Since 1973        | Louisville               | 26-18        | Since 1973        |
| Bowling Green            | 3-1            | Since 1979        | Florida Southern        | 1-0            | Since 1973        | Loyola - New Orleans     | 1-12-1       | Since 1949        |
| <b>Bradley</b>           | <b>88-77-1</b> | <b>Since 1952</b> | Florida State           | 1-6            | Since 1968        | MacMurray College        | 9-0          | Since 1968        |
| Brigham Young            | 0-1            | Since 1998        | Fordham                 | 2-0            | Since 1983        | Maine                    | 10-6         | Since 1977        |
| Buffalo                  | 1-2            | Since 1974        | Fresno State            | 1-2            | Since 1990        | Marist College           | 1-0          | Since 1999        |
| <b>Butler</b>            | <b>2-0</b>     | <b>Since 2008</b> | Georgetown              | 1-1            | Since 1984        | Marshall                 | 1-0          | Since 1973        |
| California - Davis       | 0-1            | Since 2010        | George Washington       | 1-1            | Since 1991        | Massachusetts            | 4-2          | Since 1969        |
| California - Irvine      | 3-1            | Since 1971        | Georgia State           | 1-0            | Since 2012        | McKendree                | 14-1         | Since 1968        |
| California - Poly Pomona | 1-1            | Since 1971        | Glassboro State         | 1-0            | Since 1980        | McNeese State            | 2-2          | Since 1959        |
| California - Riverside   | 0-1            | Since 1975        | Gonzaga                 | 1-0            | Since 2000        | <b>Memphis</b>           | <b>18-13</b> | <b>Since 1963</b> |
| Cal State - Fullerton    | 1-0            | Since 1971        | Grambling State         | 1-0            | Since 2011        | Mercer                   | 2-0          | Since 1976        |
| Campbell                 | 1-0            | Since 1990        | Grand Canyon            | 1-0            | Since 1968        | Mercy College            | 3-0          | Since 1992        |
| Centenary College        | 3-1            | Since 2001        | Greenville College      | 16-2           | Since 1968        | Miami (Fla.)             | 10-46        | Since 1972        |
| Central Arkansas         | 0-3            | Since 2015        | Harris Stowe State      | 1-0            | Since 1951        | Miami (Ohio)             | 22-7         | Since 1973        |
| Central Florida          | 0-3            | Since 2001        | Harvard                 | 1-0            | Since 1968        | Michigan                 | 2-1          | Since 1976        |
| Central Michigan         | 23-13          | Since 1951        | Houston                 | 2-1            | Since 1964        | Michigan State           | 3-1-1        | Since 1972        |
| Central Missouri         | 2-0            | Since 1966        | <b>Illinois</b>         | <b>39-39</b>   | <b>Since 1954</b> | Middle Tennessee         | 8-15         | Since 1993        |
| Chapman                  | 1-0            | Since 1971        | Illinois College        | 5-0            | Since 1965        | Millikin                 | 4-1          | Since 1949        |
| Chicago State            | 3-0            | Since 2005        | <b>Illinois State</b>   | <b>92-88</b>   | <b>Since 1948</b> | Millsaps                 | 1-0          | Since 1950        |
| Cincinnati               | 17-3           | Since 1963        | Illinois Wesleyan       | 1-0            | Since 1956        | Minnesota                | 4-3          | Since 1968        |
| Coastal Carolina         | 0-1            | Since 2009        | Incarinate Word         | 1-0            | Since 1998        | Mississippi              | 2-10         | Since 1969        |
| Columbia                 | 3-0            | Since 1992        | Indiana                 | 1-4-1          | Since 1961        | Mississippi State        | 0-1          | Since 2014        |
| Columbus State           | 3-0            | Since 1972        | <b>Indiana State</b>    | <b>96-85</b>   | <b>Since 1960</b> | Mississippi College      | 4-1          | Since 1950        |
| Cornell                  | 2-0            | Since 1973        | Iona                    | 4-0            | Since 1993        | Mississippi Valley State | 3-0          | Since 2014        |
| Creighton                | 65-60          | Since 1979        | Iowa                    | 6-4            | Since 1992        | Missouri                 | 15-14        | Since 1973        |

## SERIES RECORDS

|                            |              |                   |                           |                |                   |                            |              |                   |
|----------------------------|--------------|-------------------|---------------------------|----------------|-------------------|----------------------------|--------------|-------------------|
| <b>Missouri State</b>      | <b>38-73</b> | <b>Since 1988</b> | Pittsburgh                | 2-0            | Since 1966        | Tennessee Tech             | 5-3          | Since 1967        |
| Missouri - St. Louis       | 13-3         | Since 1977        | Prairie View A&M          | 1-0            | Since 2008        | Texas                      | 0-2          | Since 1986        |
| Monmouth                   | 11-0         | Since 1968        | Purdue                    | 6-5            | Since 1961        | Texas A&M                  | 2-2          | Since 1977        |
| Montclair State            | 6-2          | Since 1974        | Quincy College            | 7-0            | Since 1966        | Texas A&M - Corpus Christi | 1-0          | Since 2006        |
| Moorehead State (MN)       | 12-0-1       | Since 1966        | Rutgers                   | 12-6           | Since 1984        | Texas - El Paso            | 1-1          | Since 1969        |
| <b>Morehead State</b>      | <b>0-0-1</b> | <b>Since 1966</b> | Saint Edwards             | 0-1            | Since 1966        | Texas Lutheran             | 0-1          | Since 1966        |
| <b>Murray State</b>        | <b>48-22</b> | <b>Since 1974</b> | Saint Francis             | 7-3            | Since 1980        | Texas - Pan American       | 2-0          | Since 1966        |
| Nebraska                   | 0-1          | Since 1950        | Saint John's              | 2-4-1          | Since 1968        | Texas - San Antonio        | 0-1          | Since 1998        |
| Nebraska - Omaha           | 0-1          | Since 1959        | Saint Joseph's            | 3-0            | Since 1963        | Texas Tech                 | 0-3          | Since 1997        |
| Nevada - Las Vegas         | 1-5          | Since 1971        | <b>Saint Louis</b>        | <b>57-19</b>   | <b>Since 1951</b> | Toledo                     | 0-2          | Since 2017        |
| New Mexico State           | 7-1          | Since 1968        | Saint Mary's              | 12-0           | Since 1966        | Trinity                    | 0-1          | Since 1966        |
| New Orleans                | 5-5          | Since 1982        | Saint Xavier              | 6-0            | Since 1982        | Troy                       | 0-2          | Since 2009        |
| <b>Nicholls</b>            | <b>2-2</b>   | <b>Since 1960</b> | Sam Houston State         | 4-10           | Since 1964        | Tulane                     | 3-0          | Since 1967        |
| North Carolina             | 1-1          | Since 1963        | San Diego State           | 1-1            | Since 1981        | Tulsa                      | 12-5         | Since 1963        |
| North Dakota               | 1-2          | Since 2009        | San Francisco             | 0-1            | Since 1998        | UCLA                       | 0-1          | Since 1971        |
| North Dakota State         | 3-0          | Since 2006        | San Jose State            | 0-2            | Since 2010        | Union                      | 1-0          | Since 1964        |
| North Carolina - Asheville | 0-2          | Since 2000        | Santa Clara               | 1-2            | Since 1975        | <b>Valparaiso</b>          | <b>3-3</b>   | <b>Since 1966</b> |
| North Carolina State       | 0-2          | Since 1963        | Seton Hall                | 2-0            | Since 1974        | Vanderbilt                 | 3-5          | Since 1972        |
| North Florida              | 3-3          | Since 2012        | Shurtleff College         | 2-4            | Since 1947        | Villanova                  | 0-1          | Since 1991        |
| Northeastern Illinois      | 7-2          | Since 1991        | South Alabama             | 3-5            | Since 1983        | Wake Forest                | 2-2          | Since 1963        |
| Northern Arizona           | 0-1          | Since 1968        | South Carolina            | 0-5            | Since 1984        | Washington (Mo.)           | 23-6-1       | Since 1950        |
| Northern Colorado          | 1-0          | Since 1974        | South Dakota State        | 3-0            | Since 2005        | Washington State           | 0-1          | Since 1975        |
| <b>Northern Illinois</b>   | <b>60-32</b> | <b>Since 1948</b> | South Florida             | 2-4            | Since 2000        | Westchester State          | 2-1          | Since 1978        |
| Northern Iowa              | 44-19        | Since 1992        | <b>Southeast Missouri</b> | <b>56-29-1</b> | <b>Since 1923</b> | <b>Western Illinois</b>    | <b>36-10</b> | <b>Since 1948</b> |
| Northwestern Louisiana     | 1-1          | Since 1951        | Southeastern Louisiana    | 13-6           | Since 1950        | Western Kentucky           | 26-15        | Since 1967        |
| Northwestern State         | 1-1          | Since 2001        | Southern California       | 1-4            | Since 1968        | Western Michigan           | 6-6          | Since 1966        |
| Notre Dame                 | 4-10         | Since 1970        | <b>SIU - Edwardsville</b> | <b>24-9</b>    | <b>Since 1975</b> | Western Washington         | 0-1          | Since 1959        |
| Ohio State                 | 6-6          | Since 1965        | Southern Indiana          | 1-1            | Since 1989        | Wheaton                    | 1-0          | Since 1955        |
| Ohio University            | 4-2          | Since 1968        | Southern Methodist        | 1-0            | Since 1975        | Wichita State              | 38-107       | Since 1978        |
| Ohio Wesleyan              | 1-0          | Since 1965        | Southern Mississippi      | 0-3            | Since 1997        | William Patterson          | 1-0          | Since 1987        |
| Oklahoma                   | 7-12         | Since 1976        | Southern University       | 0-1            | Since 1960        | Winona State               | 2-0          | Since 1975        |
| Oklahoma State             | 4-7          | Since 1968        | Southwest Texas           | 1-0            | Since 1998        | Wisconsin                  | 6-1          | Since 1973        |
| Oklahoma City              | 0-2          | Since 1985        | St. Thomas (Fla.)         | 5-0            | Since 1973        | Wisconsin - Milwaukee      | 5-1          | Since 2004        |
| Oral Roberts               | 9-6          | Since 1974        | Stanford                  | 0-1            | Since 1975        | Wisconsin State            | 2-0          | Since 1968        |
| Pace                       | 5-1          | Since 1989        | Stetson                   | 9-8            | Since 1996        | Wright State               | 0-1          | Since 1991        |
| Parsons College            | 4-5          | Since 1964        | Sul Ross                  | 1-1            | Since 1959        | Wyoming                    | 4-1-1        | Since 1968        |
| Penn State                 | 1-1          | Since 2004        | Taylor                    | 3-0            | Since 1954        | Youngstown State           | 3-0          | Since 1964        |
| Pensacola Naval Base       | 2-0          | Since 1967        | Temple                    | 2-0            | Since 1977        |                            |              |                   |
| Penn                       | 1-0          | Since 2012        | UT Martin                 | 29-10          | Since 1967        | 2019 Opponents in BOLD     |              |                   |
| Pepperdine                 | 0-1          | Since 1986        | TCU                       | 0-3            | Since 2015        |                            |              |                   |

## THE MISSOURI VALLEY CONFERENCE

The Missouri Valley Conference, the nation's second-oldest NCAA Division I conference, continues to be a leader in college athletics and is one of the nation's most progressive conferences, celebrating its 112th season in 2018-19.

Last season marked the beginning of the latest chapter for the Conference, as Valparaiso University became the league's 34th all-time member on July 1, 2017. Missouri State highlighted the 2017-18 campaign, as for just the fifth time since joining the Conference in 1990, MSU won the league's coveted All-Sports Championship Trophy. Missouri State earned a league-best five regular-season titles, and it also won post-season MVC tournament titles in women's soccer, women's tennis, volleyball and baseball. Southern Illinois was second, followed by Illinois State, Indiana State and UNI.

Notably, the MVC was well represented on CoSIDA (College Sports Information Directors) Academic All-America® teams throughout 2017-18, ranking fifth-best among all leagues with nearly 30 Academic All-Americans. Notably, two MVC student-athletes earned CoSIDA Academic All-America® of the Year in their respective sports (Lily Johnson of Missouri State in women's volleyball and Devlin Granberg of Dallas Baptist in baseball). That marks the third time in league history the MVC had multiple Academic All-America® of the Year selections during an academic calendar.

The Valley brand remains very strong, both regionally and nationally, and the great athletic tradition of The Valley remains a compelling force in recruiting student-athletes and in marketing all the MVC programs. League members have worked together to focus on common goals and objectives, placing a high value on league harmony, while continuing to invest in athletic programs to compete at the highest level.

Men's basketball continues to be the engine that drives Valley athletic programs. In 2018, Loyola Chicago represented the Conference in the NCAA Tournament, reaching the Final Four in San Antonio. The Conference has combined for 17 wins in the NCAA Tournament in the past six seasons, earning multiple bids four times since 2012. Recent success in resurrecting the challenge series with the Mountain West Conference, and the increased opportunities for MVC teams to participate in ESPN's early-

season multi-team events and in other elite tournaments, have added strong opponents and more national television exposure to the non-conference scheduling mix.

The State Farm MVC Men's Basketball Championship – affectionately known as Arch Madness - continues to be a spectacular showcase for the league, and the MVC has extended the tournament agreement with Enterprise Center (formerly known as Scottrade Center) that will keep Arch Madness in St. Louis through at least 2020. During the 2011 MVC Championship, the league surpassed 1 million in total attendance for the event, now in its 29th year in the Gateway City. The tournament, in 2016, celebrated its 40th anniversary overall.



The league made great strides in men's basketball, earning a No. 8 ranking as a league in the RPI, which was four spots better than 2016-17. Last year, the Valley joined the Big 12, the Big East and the SEC as the only leagues with all its teams rated 185 or better in the RPI. Loyola Chicago represented the MVC in the NCAA Tournament and was the national story of the tournament, becoming the second league team in six years to reach the Final Four. The Ramblers won 32 games (tied for third-best all-time in the MVC) and ended the year ranked No. 7 in the USA Today Coaches top-25 poll. Loyola Chicago defeated Miami (Fla.), Tennessee, Nevada and Kansas State to reach San Antonio. The win over Miami in the first round gave the MVC a perfect 9-0 record in first-round NCAA Tournament games since 2012.

While the success of men's basketball has received the greatest attention, the overall performance of league teams in virtually every sport continues to raise the national profile of the Conference.

In women's basketball, three Valley teams

reached post-season play. MVC regular-season and tournament champ Drake represented the league in the NCAA Tournament, while UNI and Missouri State represented the Conference in the WNIT. Drake has the longest win streak in the history of the Gateway/MVC for regular-season contests at 40-straight. Meanwhile, the Conference remains committed to keeping the tournament at a neutral site. The women's tournament, tagged "Hoops in the Heartland," will compete in Moline, Ill., for the fourth time in 2019 as part of a multi-year agreement to conduct the league's post-season tournament at a neutral site in the Quad Cities.

In baseball, for the 24th time in league history, multiple MVC baseball teams earned NCAA bids as MVC regular-season and tourney champion Missouri State was joined by at-large selection DBU. The MVC was one of 13 leagues to have two or more teams selected for the field. DBU and Missouri State each posted 40+ wins on the season for the second-straight year.

In volleyball, for the 14th time in league history, at least two Valley volleyball teams were selected as part of the field of 64 to play for the 2017 NCAA national title. MVC regular-season and tournament champion Missouri State was joined by at-large selection UNI in the 2017 NCAA field. It was the 10th time in the last 12 years that the MVC placed multiple teams into the NCAA tourney.

Meanwhile, the success of The Valley television package is one of the great stories in the league. The MVC Television Network has blossomed into a revenue-generating vehicle and The Valley's most visible marketing tool. Also, The Valley continues to be proactive in upgrading the production and marketing of both institutionally-produced and Conference-produced events.

The summer of 2015 yielded two major announcements on the TV front, as ESPN and the Missouri Valley Conference announced a 10-year extension to their current media rights agreement that will provide increased coverage of Conference events across ESPN platforms through 2023-24. As part of the deal – which continues a business relationship that began in 1986 – ESPN, the Missouri Valley Conference and its 10 institutions will work jointly to develop in-house production capabilities at each campus that will provide significant national coverage for multiple sports on ESPN3 or ESPN+ and hands-

on educational opportunities for students. As a result, ESPN3 or ESPN+ will showcase a minimum of 820 events a year (a minimum of 70 men's basketball) in the final six years of the agreement on the league's co-branded digital network (The Valley on ESPN3 or ESPN+).

Additionally, CBS Sports and the MVC are in a multi-year agreement to televise Valley basketball games on the CBS Television Network and CBS Sports Network. The deal, which began in 2015-16 and continues through 2023-24, is through a sublicense agreement with ESPN. CBS Sports has televised the men's basketball tournament final since 2006.

Notably, the 2016 men's basketball tournament marked the return of State Farm Insurance as the event's title sponsor. The Valley remains the only college athletics conference that State Farm sponsors, and State Farm has been a sponsor of the Conference since 1984, first as an advertiser on league TV games. State Farm exercised a three-year option in 2018 to remain as the title sponsor for the men's basketball championship through 2021.

During the tenure of Doug Elgin, The Valley's ninth and longest-tenured commissioner, The Valley has been aggressive in hosting NCAA events in St. Louis. From 1998-2010, the MVC served as host for a staggering nine NCAA tournament events in that 13-year period, which has made St. Louis one of the most frequent stops on the NCAA Tournament trail. The Valley hosted Women's Final Fours in 2001 and 2009 and the Men's Final Four in 2005. In 2016, The Valley hosted a first- and second-round men's basketball event in Scottrade Center (now Enterprise Center). The Valley also hosted an NCAA second- and third-round men's basketball event in St. Louis in 2014, and in 2013, the league hosted an NCAA second- and third-round men's basketball event in Kansas City. The Valley previously assisted with preliminary round men's events in both 2008 and 2012 in Omaha. The Valley has already been awarded two future hosting opportunities in men's basketball (a regional in Kansas City in 2019 and a first- and second-round event in St. Louis in 2020).

The seeds for the creation of the Conference were planted by eight administrators representing five institutions, who met at the Midland Hotel in Kansas City, Mo., on Jan. 12, 1907. The five schools which formed

the Missouri Valley Intercollegiate Athletic Association were Washington University of St. Louis, and the state universities of Iowa, Kansas, Missouri and Nebraska. Two months after the initial meeting, two more schools -- Drake University and Iowa State College -- were admitted.

In the fall of 1907, basketball became the first competitive sport. Today, the Missouri Valley Conference sponsors the following sports: baseball, men's and women's basketball, men's and women's cross country and track & field (indoor and outdoor), men's and women's golf, men's and women's soccer, softball, women's swimming and diving, women's tennis, and women's volleyball.

Athletic accomplishments include four NCAA national basketball championships, 18 trips to the NCAA Final Four, a 1989 national baseball championship and 19 College World Series qualifiers. The league owns a total of 32 post-season national team championships, including two men's basketball crowns in 2015 (Evansville-CIT; Loyola-CBI). In 2001, Missouri State added to The Valley women's accomplishments, as the Lady Bears advanced to the Women's Basketball Final Four in St. Louis. Creighton (2004) and Missouri State (2005) have claimed national championships (WNIT) in women's basketball. MSU also has a 1992 NCAA Women's Final Four appearance, and Creighton (2003), Drake (1999) and Illinois State (2009) have made semifinal trips to the WNIT postseason tournament.

Indeed, the inclusion of women's programs under The Valley banner has provided a boost. The Gateway Collegiate Athletic Conference -- which began in 1982 -- merged with The Missouri Valley Conference and was unveiled as part of the new conference on July 1, 1992.

During the 2017-18 academic year, the Missouri Valley Conference and its member institutions conducted a year-long celebration of the first 25 years of women's sports competition in the MVC; focusing attention on current women student-athletes in the Conference and honoring MVC history and the pioneers of women's athletics. Top vote-getters in each sport included Rachel Tejada of Illinois State (soccer); Sue Daggett Miller of Illinois State (cross country); Molly O'Brien of UNI (volleyball); Jackie Stiles of Missouri State (basketball); Sherry Zhang of Southern Illinois

(swimming & diving); Danielle Lemek of Bradley (golf); Liina Suurvarik of Illinois State (tennis); Tara Oltman of Creighton (softball); Holli Hyche of Indiana State (track); and Kylie Hutson of Indiana State (field).

Men's basketball, perhaps, has the league's most storied tradition, boasting the likes of Hall of Famers Bird and Robertson as former players, which includes a list of more than 260 drafted to the NBA, but The Valley has also produced national-caliber student-athletes in its other sponsored sports. In 2001, Missouri State's Jackie Stiles became the first Valley woman to earn the Honda-Broderick Cup, given to the nation's top female collegiate student-athlete. In June of 2016, Stiles was inducted into the Women's Basketball Hall of Fame.

In the sport of track and field, Southern Illinois' Darrin Plab won back-to-back NCAA outdoor high jump titles in 1991 and 1992, SIU's Brittany Riley became the World record holder in the weight throw in 2007, and Kylie Hutson of Indiana State swept both the indoor and outdoor pole vault titles in 2009 and in 2010. Southern Illinois' Jeneva McCall (three NCAA individual championships), Illinois State's Tim Glover (back-to-back javelin championships in 2011 and 2012), Indiana State's Felisha Johnson (indoor weight throw in 2011 and 2013), and Southern Illinois' DeAnna Price (hammer throw in 2015 and 2016) are the most recent multi-year NCAA champions in the league's highly decorated history in track & field. Meanwhile, Raven Saunders of Southern Illinois earned NCAA shot put titles in both the 2015 indoor and outdoor meets. In 2016, Price was named a semifinalist for the Bowerman Award. She is the second in Southern Illinois history to be a semifinalist, joining Jeneva McCall (2012) and is just the third in MVC history to be named a semifinalist for the Bowerman, joining McCall and Indiana State's Kylie Hutson (2010).

League members include Bradley, Drake, Evansville, Illinois State, Indiana State, Loyola Chicago, Missouri State, Northern Iowa, Southern Illinois and Valparaiso. Central Arkansas is an affiliate member in men's soccer; Dallas Baptist is an affiliate member for baseball; Arkansas-Little Rock is an affiliate member in women's swimming and diving; and Stony Brook competes as an affiliate member in women's tennis.

## SOUTHERN ILLINOIS UNIVERSITY

## Southern Illinois University

**SIU**  
Southern  
Illinois  
University  
CARBONDALE


Southern Illinois University Carbondale, now in its second century, is a major public higher education institution dedicated to quality academic endeavors in teaching and research, to supportive programming for student needs and development, to effective social and economic initiatives in community, regional, and statewide contexts, and to affirmative action and equal opportunity.

Enrolling students throughout Illinois and the United States and from a large number of foreign countries, SIUC actively promotes the intellectual and social benefits of cultural pluralism, encourages the participation of non-traditional groups, and intentionally provides a cosmopolitan and general education context which expands student horizons and leads to superior undergraduate education.

Seeking to meet educational, vocational, social, and personal needs of its diverse population of students and helping them fully realize their potential is a central purpose of the university. Emphasis on accessibility and regional service which creates distinctive instructional, research, and public service programs also gives SIUC its special character among the nation's research universities, and underlies other academic developments, such as its extensive doctoral programs and the schools of medicine and law.

Committed to the concept that research and creative activity are inherently valuable, the university supports intellectual exploration at advanced levels in traditional disciplines and in numerous specialized research undertakings, some of which are related directly to the southern Illinois region. Research directions are evolved from staff and faculty strengths and mature in keeping with long-term preparation and planning.

Even as the university constantly strives to perpetuate high quality in both instruction and research, it continues a long tradition of service to its community and region. Its unusual strengths in the creative and performing arts provide wide-ranging educational, entertainment, and cultural opportunities for its students, faculty, staff, and the public at large. Its programs of public service and its involvement in the civic and social development of the region are manifestations of a general commitment to enhance the quality of life through the exercise of academic skills and application of problem-solving techniques. SIUC seeks to help solve social, economic, educational, scientific, and technological problems, and thereby to improve the well-being of those whose lives come into contact with it.



## What is a Saluki?

Several members of the Southern Illinois University athletic staff suggested a new nickname in 1951. The teams had been known as the Maroons since intercollegiate athletics began in 1913. The name became official on March 19, 1951, when the student body overwhelmingly approved "Salukis" as the new symbol of SIU athletics, easily besting "Rebels," "Knights," "Flyers," "Marauders," and "Maroons."

The oldest purebred dogs in the world with records dating back to 3600 B.C., the Saluki is an ancient Egyptian hunting dog known for its speed and hunting prowess.

So why is the name Salukis relevant to Southern Illinois? Natives of southern Illinois know that the region is frequently referred to as "Egypt." Historian Baker Brownell, in his book "The Other Illinois," explained how the region came to be known as Egypt.

He wrote, "There was a drought in the northern counties (of Illinois) in the early 1800s...the wheat fields dried up, the streams died in their beds. But in Southern Illinois, rain fell and there were good crops, and from the north came people seeking corn and wheat as to Egypt of old. Thus, the name, Egypt."

The 19th century drought in Illinois parallels the

Biblical account of the country of Egypt. In Egypt at that time, Salukis were accepted as the finest animal a family could possess. Adopting such a well-respected dog as its mascot fit perfectly for a school in a region known as "Little Egypt."

# ATHLETICS COMMUNICATIONS

## SALUKI RADIO

Mike Reis returns for his 40th year as the "Voice of the Salukis." A 1978 graduate of SIU's Radio/TV program, Reis does the radio play-by-play for football, men's basketball and baseball. Reis was named the 2010 Illinois Sportscaster of the Year, as voted on by the National Sportscasters and Sportswriters Association.

Reis has described many of the greatest moments in the history of Saluki Athletics. Among his highlights are broadcasting SIU's 1983 I-AA National Championship football season, the 2007 I-AA Final Four football campaign and a pair of men's basketball trips to the Sweet 16 in 2002 and 2007. In all, he has brought to life the accomplishments of nine NCAA Tournament basketball teams, seven Missouri Valley Basketball Conference regular-season championship teams, four Missouri Valley Conference Basketball Tournament Championship teams, games in the 1977 College World Series, and four NCAA Baseball Tournament teams.

## RADIO OUTLETS FOR SALUKI BASEBALL GAMES

In-stadium only: 98.3-FM  
SIUSalukis.com/TuneIn

## CREDENTIALS

Credentials are required for entrance to the press box or access to the dugout camera wells. To request credentials, please email SID John Lock at [jtlock2@siu.edu](mailto:jtlock2@siu.edu) or Alex Underwood at [alexander.underwood@siu.edu](mailto:alexander.underwood@siu.edu). Press box seating priority will be given to media members working on nightly deadline.

## GAMEDAY PARKING

The media is asked to park in the public lot off of Route 51, directly east of Itchy Jones Stadium. No pass is required for this lot.

## EMAIL LIST

If you would like to be added to the email list for baseball, please contact John Lock ([jtlock2@siu.edu](mailto:jtlock2@siu.edu)) or Alex Underwood ([alexander.underwood@siu.edu](mailto:alexander.underwood@siu.edu)). You will receive game stories, features, game notes and interview times via this email service.

## INTERNET

Complimentary wireless internet is available at Itchy Jones Stadium. Please ask a member of media services for more details. A limited number of hard-wire ethernet outlets are available on a first-come, first-serve basis.

## INTERVIEW AVAILABILITY

Coaches and players are available for interviews after selected practices. Make interview requests to the athletics communications office at least 24 hours in advance. Interview times and locations will vary. Head coach Ken Henderson and requested SIU players are also available immediately following each game. Make player requests to SIDs John Lock and Alex Underwood by the eighth inning. Coordinate visiting coach/player interviews through the visiting team SID.

## SALUKI MEDIA SERVICES

Mail Code 6620  
Room 127, Lingle Hall - SIU Arena  
Carbondale, IL 62901  
Phone: (618) 453-7236  
Fax: (618) 453-2648  
Tickets: (618) 453-2000



## THE VALLEY ON ESPN

In 2015, the Missouri Valley Conference signed a 10-year exclusive rights deal with ESPN through 2023-24. "The co-branded network -- The Valley on ESPN -- is recognition that the MVC continues to be relevant in an increasingly competitive Division I environment," MVC Commissioner Doug Elgin said. "The exponential increase in exposure will bring significant benefits to men's and women's basketball, and to every Conference-sponsored sport." Southern Illinois will broadcast 15 home baseball games on The Valley on ESPN (ESPN3 or ESPN+) in 2019. Games that are not available on ESPN3 will continue to have free audio streams available at SIUSalukis.com and on the Saluki Radio Network.

## STAFF DIRECTORY SALUKI ATHLETICS COMMUNICATIONS

### SHIPPING ADDRESS:

Saluki Athletics Communications  
Room 127, Lingle Hall  
Carbondale, IL 62901

**PHONE:** (618) 453-7236

**PRESS BOX:** (618) 453-1980



## TOM WEBER -- ASSOCIATE AD / COMMUNICATIONS

Contact: Football, Men's Golf

Office: (618) 453-7235

Cell: (618) 528-1111

E-Mail: [tomweber@siu.edu](mailto:tomweber@siu.edu)



## JOHN LOCK -- ASSOCIATE SID

Contact: Men's Basketball, Baseball

Office: (618) 453-7102

Cell: (309) 333-0132

E-Mail: [jtlock2@siu.edu](mailto:jtlock2@siu.edu)



## WILLIAM BECQUE -- ASSOCIATE SID

Contact: Volleyball, Women's Basketball, Track & Field, Cross Country, Softball

Office: (618) 453-5470

Cell: (618) 559-2624

E-Mail: [william.becque@siu.edu](mailto:william.becque@siu.edu)



## ALEX UNDERWOOD -- GRADUATE ASSISTANT

Contact: Football, Swimming & Diving, Baseball

Office: (618) 453-7236

Cell: (618) 560-8585

E-Mail: [tonymcdaniel73@siu.edu](mailto:tonymcdaniel73@siu.edu)

# TV ROSTER



2

**ALEX LYON**  
SR. // INF/OF



4

**BRAD HUDSON**  
SO. // OF



5

**GREY EPPS**  
SO. // INF



6

**BRADY MICHEL**  
JR. // OF



7

**AUSTIN ULICK**  
SR. // INF



8

**NIKOLA VASIC**  
SR. // INF



9

**JARED KENGOTT**  
SO. // OF



12

**BRAD HARRISON**  
SO. // C



13

**J.T. WEBER**  
SO. // UTIL



14

**ADDISON FUGITT**  
SO. // OF



15

**MASON HISER**  
JR. // RHP



16

**MATTHEW STEIDL**  
JR. // RHP



17

**BLAKE BEGNER**  
SO. // C



19

**COREY MITSON**  
SR. // INF/RHP



20

**IAN WALTERS**  
SO. // INF



21

**WILL LARUE**  
GR. // OF



22

**EVAN MARTIN**  
FR. // OF



23

**KENTON CRAWFORD**  
SR. // OF



25

**COLIN BUTKIEWICZ**  
SR. // C



26

**ALEX GUTERMUTH**  
JR. // RHP



27

**NOAH FARMER**  
SO. // RHP



28

**DYLAN GIVENS**  
JR. // RHP



30

**TREY MCDANIEL**  
SO. // RHP



31

**SAM GRACE**  
FR. // RHP



32

**AIDEN MCMAHON**  
SR. // C



33

**PHILIP ARCHER**  
JR. // INF



34

**JUSTIN YEAGER**  
JR. // RHP



35

**MATT DESOMER**  
JR. // RHP



38

**HUNTER HART**  
SR. // RHP



44

**HENRY BOECKMANN**  
JR. // LHP



3

**KEN HENDERSON**  
HEAD COACH



11

**P.J. FINIGAN**  
ASSOC. HEAD COACH



24

**SETH LARUE**  
ASSISTANT COACH



18

**ADAM CORE**  
VOLUNTEER ASSISTANT



10

**ADAM HARRIS**  
GRADUATE ASSISTANT



10

**RYAN NETEMEYER**  
STUDENT ASSISTANT



# BASEBALL SALUKI



/SALUKIBASEBALL



@SIU\_BASEBALL



@SIU\_BASEBALL

| FEBRUARY       |     |                      |     |       |                |                |
|----------------|-----|----------------------|-----|-------|----------------|----------------|
| SUN            | MON | TUES                 | WED | THURS | FRI            | SAT            |
|                |     |                      |     |       | 1              | 2              |
| 3              | 4   | 5                    | 6   | 7     | 8              | 9              |
| 10             | 11  | 12                   | 13  | 14    | 15<br>N<br>1PM | 16<br>N<br>1PM |
| 17<br>N<br>1PM | 18  | 19<br>BELMONT<br>4PM | 20  | 21    | 22<br>M<br>4PM | 23<br>M<br>2PM |
| 24<br>M<br>1PM | 25  | 26                   | 27  | 28    |                |                |

| MARCH            |     |                      |                      |       |                      |                 |
|------------------|-----|----------------------|----------------------|-------|----------------------|-----------------|
| SUN              | MON | TUES                 | WED                  | THURS | FRI                  | SAT             |
|                  |     |                      |                      |       | 1<br>2PM             | 2<br>2PM        |
| 3<br>1PM         | 4   | 5<br>M<br>3PM        | 6<br>REDAWGS<br>3PM  | 7     | 8<br>NIU<br>3PM      | 9<br>NIU<br>2PM |
| 10<br>NIU<br>1PM | 11  | 12<br>AP<br>3PM      | 13<br>REDAWGS<br>3PM | 14    | 15<br>I<br>4PM       | 16<br>I<br>1PM  |
| 17<br>I<br>1PM   | 18  | 19<br>SIU<br>4PM     | 20                   | 21    | 22<br>23<br>I<br>1PM | 23<br>I<br>2PM  |
| 24<br>I<br>1PM   | 25  | 26<br>BELMONT<br>3PM | 27                   | 28    | 29<br>I<br>3PM       | 30<br>I<br>1PM  |
| 31<br>I<br>12PM  |     |                      |                      |       |                      |                 |

| APRIL           |     |                 |     |       |                |                |
|-----------------|-----|-----------------|-----|-------|----------------|----------------|
| SUN             | MON | TUES            | WED | THURS | FRI            | SAT            |
|                 | 1   | 2<br>I<br>5PM   | 3   | 4     | 5<br>6:30PM    | 6<br>2PM       |
| 7<br>I<br>1PM   | 8   | 9<br>I<br>3PM   | 10  | 11    | 12<br>B<br>6PM | 13<br>B<br>2PM |
| 14<br>B<br>1PM  | 15  | 16<br>AP<br>4PM | 17  | 18    | 19<br>6:30PM   | 20<br>2PM      |
| 21<br>I<br>1PM  | 22  | 23<br>I<br>5PM  | 24  | 25    | 26<br>5:30PM   | 27<br>1PM      |
| 28<br>I<br>12PM | 29  | 30<br>I<br>5PM  |     |       |                |                |

| MAY                |     |                |               |                   |                    |                    |
|--------------------|-----|----------------|---------------|-------------------|--------------------|--------------------|
| SUN                | MON | TUES           | WED           | THURS             | FRI                | SAT                |
|                    |     |                | 1<br>M<br>5PM | 2                 | 3<br>A<br>6:30PM   | 4<br>A<br>4PM      |
| 5<br>A<br>1PM      | 6   | 7              | 8             | 9                 | 10<br>VALPO<br>3PM | 11<br>VALPO<br>1PM |
| 12<br>VALPO<br>1PM | 13  | 14<br>I<br>5PM | 15            | 16<br>B<br>6:30PM | 17<br>B<br>6:30PM  | 18<br>B<br>2PM     |
| 19                 | 20  | 21<br>TBD      | 22<br>TBD     | 23<br>TBD         | 24<br>TBD          | 25<br>TBD          |
| 26                 | 27  | 28             | 29            | 30                | 31                 |                    |

HOME GAMES AT ITCHY JONES STADIUM  
ALL TIMES CENTRAL & SUBJECT TO CHANGE

HOME

AWAY

CHAMPIONSHIP

\*FISH FRY +ALUMNI WEEKEND

DUFFY BASS FIELD / NORMAL, IL

SIUSALUKIS.COM