

#23
JORDYEN NELSON

#10
BRITTNEY PATRICK

#34
NICOLE MARTIN

#31
LAUREN HARTMAN

SOUTHERN ILLINOIS



SALUKI BASKETBALL

2019-20 SOUTHERN ILLINOIS WOMEN'S BASKETBALL

MEDIA GUIDE

#UNLEASHTHEOAWG



SIU
CARBONDALE

Southern Illinois
University






SALUKI WOMEN'S BASKETBALL 2019-20

BANTERRA CENTER


BANTERRA CENTER ENTRANCE



CHARLES HELLENY PAVILLION

SALUKI WOMEN'S BASKETBALL 2019-20

BANTERRA CENTER



WEST CONCOURSE



SALUKI WOMEN'S BASKETBALL 2019-20

TROUTT-WITTMANN

TRAINING CENTER



SALUKI WOMEN'S BASKETBALL 2019-20

TROUTT-WITTMANN

TRAINING CENTER



SALUKI WOMEN'S BASKETBALL 2019-20

TROUTT-WITTMANN

ACADEMIC CENTER



SALUKI WOMEN'S BASKETBALL 2019-20

BASKETBALL OFFICES



ENTRANCE TO BASKETBALL OFFICES



BASKETBALL OFFICES - LOBBY AREA

SALUKI WOMEN'S BASKETBALL 2019-20 COACH STEIN'S OFFICE



SALUKI WOMEN'S BASKETBALL 2019-20



5

Caitlin Link
5-10 ◊ So. ◊ G
Madison, Wis.
Edgewood H.S.



10

Brittney Patrick
5-6 ◊ Sr. ◊ G
Bolingbrook, Ill.
Bolingbrook H.S.



12

Makenzie Silvey
5-11 ◊ Jr. ◊ G
Glen Carbon, Ill.
Edwardsville H.S.



14

Frankie Kokkines
5-11 ◊ Fr. ◊ G
Lombard, Ill.
Montini Catholic



15

Caitlyn Claussen
6-0 ◊ Sr. ◊ G/F
Manhattan, Kan.
Wamego H.S.



20

Gabby Walker
6-0 ◊ R-Jr. ◊ F
St. Charles, Mo.
St. Charles



21

Payton McCallister
5-10 ◊ So. ◊ G
Columbia, Mo.
Rock Bridge H.S.



22

Allea Potter
6-2 ◊ Fr. ◊ G/F
El Dorado, Kan.
Circle H.S.



23

Kristen Nelson
5-9 ◊ Sr. ◊ G
Farmington Hills, Mich.
Harrison H.S.



25

Abby Brockmeyer
6-1 ◊ Jr. ◊ F
Raymond, Ill.
Lincolnwood



31

Lauren Hartman
6-3 ◊ Sr. ◊ F/C
Tremont, Ill.
Tremont H.S.



33

Rachel Pudlowski
5-11 ◊ Jr. ◊ F
O'Fallon, Mo.
Fort Zumwalt



34

Nicole Martin
6-1 ◊ Sr. ◊ F
Jefferson City, Mo.
Jefferson City H.S.



35

Awa Keita
6-1 ◊ Jr. ◊ F
Bamako, Mali
Lanterne



Cindy Stein
Head Coach
Seventh Season



Christelle N'Garsanet
Associate Head Coach
Seventh Season



Nicole Collier
Assistant Coach
Fourth Season



Jody Adams-Birch
Assistant Coach
Second Season



Ashley Lona
Director of Operations
First Season



Brianna Jones
GA Video Coordinator
Second Season

SALUKI WOMEN'S BASKETBALL 2019-20



FRONT ROW (FROM LEFT): ASSISTANT COACH JODY ADAMS, BRITTNEY PATRICK, FRANKIE KOKKINES, CAITLIN LINK, HEAD COACH CINDY STEIN, MAKENZIE SILVEY, PAYTON MCCALLISTER, KRISTEN NELSON, CAITLIN MCGUIRE
 BACK ROW (FROM LEFT): ZACH ZIMMERMAN, GRADUATE ASSISTANT BRIANNA JONES, ASSISTANT COACH NICOLE COLLIER, RACHEL PUDLOWSKI, CAITLYN CLAUSSEN, GABBY WALKER, LAUREN HARTMAN, ANITA AWA, ALLEA POTTER, NICOLE MARTIN, ABBY BROCKMEYER, ASSOCIATE HEAD COACH CHRISTELLE N'GARSANET, DIRECTOR OF OPERATIONS ASHLEY LONA

2019-20 ROSTER

#	NAME	POS.	HT.	CL.	HOMETOWN/HIGH SCHOOL
5	CAITLIN LINK	G	5-10	SO.	MADISON, WIS. / EDGEWOOD H.S.
10	BRITTNEY PATRICK	G	5-6	SR.	BOLINGBROOK, ILL. / BOLINGBROOK
12	MAKENZIE SILVEY	G	5-11	JR.	GLEN CARBON, ILL. / EDWARDSVILLE
14	FRANKIE KOKKINES	G	5-11	FR.	LOMBARD, ILL. / MONTINI CATHOLIC
15	CAITLYN CLAUSSEN	G/F	6-0	SR.	MANHATTAN, KAN. / WAMEGO
20	GABBY WALKER	F	6-0	R-JR.	ST. CHARLES, MO./ST. CHARLES
21	PAYTON MCCALLISTER	G	5-10	SO.	COLUMBIA, MO. / ROCK BRIDGE
22	ALLEA POTTER	G/F	6-2	FR.	EL DORADO, KAN. / CIRCLE H.S.
23	KRISTEN NELSON	G	5-9	SR.	FARMINGTON HILLS, MICH. / HARRISON
25	ABBY BROCKMEYER	F	6-1	JR.	RAYMOND, ILL. / LINCOLNWOOD
31	LAUREN HARTMAN	F/C	6-3	SR.	TREMONT, ILL. / TREMONT
33	RACHEL PUDLOWSKI	F	5-11	JR.	O'FALLON, MO. / FORT ZUMWALT
34	NICOLE MARTIN	F	6-1	SR.	JEFFERSON CITY, MO. / JEFFERSON CITY
35	AWA KEITA	F	6-1	JR.	BAMAKO, MALI / LANTERNE

COACHES:

CINDY STEIN - HEAD COACH (7TH YEAR)
 CHRISTELLE N'GARSANET - ASSOCIATE HEAD COACH (7TH YEAR)
 NICOLE COLLIER - ASSISTANT COACH (4TH YEAR)
 JODY ADAMS-BIRCH - ASSISTANT COACH (2ND YEAR)
 ASHLEY LONA - DIRECTOR OF OPERATIONS (1ST YEAR)
 BRIANNA JONES - GRAD. ASST. VIDEO COORDINATOR (2ND YEAR)

PRONUNCIATIONS

CHRISTELLE N'GARSANET
 PUDLOWSKI.....
 KOKKINES
 AWA KEITA.....
 ALLEA

EN-GAR-SUH-NAY
 PUH-LUH-SKI
 CO-KEY-NESS
 AH-WAH KEY-TAH
 ALLEY

TABLE OF CONTENTS

MEET THE 2019-20 SALUKIS

Table of Contents/Quick Facts	10
Salukis in the Pros	11
Roster Breakdown	12
Banterra Center	13-14
Director of Athletics Liz Jarnigan	15

COACHING STAFF

Head Coach Cindy Stein	16-19
Associate Head Coach Christelle N'Garsanet	20
Assistant Coach Nicole Collier	21
Assistant Coach Jody Adams-Birch	22
Director of Operations Ashley Lona	23
Video Coordinator Brianna Jones	23
Athletic Trainer Caitlin McGuire	23
Strength Coach Zach Zimmerman	23

STUDENT-ATHLETES

Caitlin Link	24-25
Brittney Patrick	26-27
Makenzie Silvey	28-29
Caitlyn Claussen	30-31
Payton McCallister	32-33
Kristen Nelson	34-35
Abby Brockmeyer	36-37
Lauren Hartman	38-39
Rachel Pudlowski	40-41
Nicole Martin	42-43
Frankie Kokkines	44
Gabby Walker	45
Allea Potter	46
Awa Keita	47

2018-19 SEASON AT A GLANCE

Overall Stats and Results	48
MVC/Non-Conference Stats	49

Home/Away Stats	50
Comparison Stats	51
Team Leaders	52-53
Game Highs	54
Season Highs	55
Box Scores	56-63

2019-20 OPPONENTS

Non-Conference Opponents	64-65
MVC Opponents	66-67

HISTORY/RECORD BOOK

Coaching History	68
Year-by-Year Results	69-79
Team-by-Team All-Time History	80-85
All-Time Series Records	86
Yearly Totals	87
Miscellaneous Team Records	88
All-Time Opponent Records	89
All-Time Postseason Teams	90-92
All-Time Roster by Number	93
Alphabetized All-Time Roster	94
Yearly Leaders	95-97
Individual Records	98
Single-Game Records	99
Single-Season Records	100
Freshman Single-Season Records	101
Sophomore Single-Season Records	102
Career Records	103
Miscellaneous Records	104
1,000 Point Scorers	105-106
Chronological Lists	107
Saluki Hall of Fame Inductees	108-109
Awards/Honors	110
Career Totals Directory	111-114
Saluki Media Services	115

QUICK FACTS

GENERAL INFORMATION

School	Southern Illinois University Carbondale
City/Zip	Carbondale, Illinois/62901
Founded	1869
Enrollment	11,695
Nickname	Salukis
School Colors	Maroon and White
Arena (Capacity)	Banterra Center (8,284)
Affiliation	NCAA Division I
Conference	Missouri Valley Conference
President	J. Kevin Dorsey
Chancellor	Dr. John Dunn
Athletic Director	Liz Jarnigan
Athletics Phone	(618) 453-5311
Ticket Office Phone	(618) 453-2000

HISTORY

First year of Women's Basketball	1959
All-Time Record	731-698 (.511)
Conf. Championships/Last	4/2007
NCAA Appearances/Last	4/1992
WNIT Appearances/Last	4/2007
WBI Appearances/Last	2/2017

TEAM INFORMATION

2018-19 Overall Record	15-15
MVC Record	8-10/6th
Letterwinners Returning/Lost	10/4
Starters Returning/Lost	5/0

COACHING STAFF

Head Coach	Cindy Stein (Seventh Year)
Alma Mater	Illinois (1983)
Assoc. Head Coach	Christelle N'Garsanet (Seventh Year)
Alma Mater	Missouri (2006)
Asst. Coach	Nicole Collier (Fourth Year)
Alma Mater	Missouri Western State (2003)
Asst. Coach	Jody Adams-Birch (Second Year)
Alma Mater	Tennessee (1994)
Director of Operations	Ashley Lona (First Year)
Alma Mater	Northern State (2010)
Video Coordinator	Brianna Jones (Second Year)
Alma Mater	North Dakota State (2017)
Athletic Trainer	Caitlin McGuire
Strength Coach	Zach Zimmerman



SALUKIS IN THE PROS

SIU has had 11 student-athletes go pro- including Bonnie Foley and Jeri Hoffman, who were both drafted in the inaugural Women's Basketball League in 1979 by the St. Louis Streak while Connie Howe, a 1981 graduate, went on to play with the All-American Redheads, the women's equivalent of the Harlem Globetrotters. Howe also played for the Minnesota Fillies of the WBL and was enshrined into the Naismith Basketball Hall of Fame with her All-American Redhead teammates in 2012. Recently, Rishonda Napier became the 11th Saluki women's basketball player to sign a professional contract. Napier signed with Kraljevo in Serbia and is the latest former Saluki to take her talents abroad, joining Anita Scott (top left; Switzerland & Greece), Petra Jackson (top right; United States), Molly McDowell (middle left; Amsterdam, Holland, Germany), D.D. Plab (middle right; Ireland), Christine Presswood (bottom left; United States), Amy Rakers (bottom right; Japan) and Dyana Pierre (Finland, Sweden) as Salukis who have inked professional contracts. McDowell played 10 seasons abroad, winning three titles

for the ProBuild Loon Lions in Amsterdam, Holland and is currently the team's head coach, while Jackson was the 1995 MVP of the now defunct Women's Basketball Association, playing for the Illinois Knights. Presswood, on the other hand, was drafted and signed by the Jacksonville Surf of the Women's United States Basketball Association (WUSBA), only to have the league fold before ever playing a game.

Saluki Professional Players

Bonnie Foley - WBL St. Louis Streak (1979)

Jeri Hoffman - WBL St. Louis Streak (1979)

Connie Howe - All-American Redheads, WBL Minnesota Fillies, New York Stars (1979-81)

Amy Rakers - Saginomiya of Japan Women's Basketball Association

Anita Scott - Switzerland and Greece

D.D. Plab - Ireland

Petra Jackson - WBA Illinois Knights (1993-95)

Molly McDowell - ProBuild Loon Lions (Holland, Amsterdam)

Christine Presswood - WUSBA Jacksonville Surf

Dyana Pierre - Finland and Sweden

Rishonda Napier - Serbia and Bosnia



ALPHABETICAL ROSTER

#	Name	Pos.	Ht.	Yr.	Hometown/High school
25	Abby Brockmeyer	F	6-1	Jr.	Raymond, Ill. / Lincolnwood
15	Caitlyn Claussen	G/F	6-0	Sr.	Manhattan, Kan. / Wamego
31	Lauren Hartman	F/C	6-3	Sr.	Tremont, Ill. / Tremont
35	Awa Keita	F	6-1	Jr.	Bamako, Mali / Lanterne
14	Frankie Kokkines	G	5-11	Fr.	Lombard, Ill. / Montini Catholic
5	Caitlin Link	G	5-10	So.	Madison, Wis. / Edgewood H.S.
34	Nicole Martin	F	6-1	Sr.	Jefferson City, Mo. / Jefferson City
21	Payton McCallister	G	5-10	So.	Columbia, Mo. / Rock Bridge
23	Kristen Nelson	G	5-9	Sr.	Farmington Hills, Mich. / Harrison
10	Brittney Patrick	G	5-6	Sr.	Bolingbrook, Ill. / Bolingbrook
22	Allea Potter	G/F	6-2	Fr.	El Dorado, Kansas / Circle H.S.
33	Rachel Pudlowski	F	5-11	Jr.	O'Fallon, Mo. / Fort Zumwalt
12	Makenzie Silvey	G	5-11	Jr.	Glen Carbon, Ill. / Edwardsville
20	Gabby Walker	F	6-0	R-Jr.	St. Charles, Mo./St. Charles

NUMERICAL ROSTER

#	Name	Pos.	Ht.	Yr.	Hometown/High school
5	Caitlin Link	G	5-10	So.	Madison, Wis. / Edgewood H.S.
10	Brittney Patrick	G	5-6	Sr.	Bolingbrook, Ill. / Bolingbrook
12	Makenzie Silvey	G	5-11	Jr.	Glen Carbon, Ill. / Edwardsville
14	Frankie Kokkines	G	5-11	Fr.	Lombard, Ill. / Montini Catholic
15	Caitlyn Claussen	G/F	6-0	Sr.	Manhattan, Kan. / Wamego
20	Gabby Walker	F	6-0	R-Jr.	St. Charles, Mo./St. Charles
21	Payton McCallister	G	5-10	So.	Columbia, Mo. / Rock Bridge
22	Allea Potter	G/F	6-2	Fr.	El Dorado, Kansas / Circle H.S.
23	Kristen Nelson	G	5-9	Sr.	Farmington Hills, Mich. / Harrison
25	Abby Brockmeyer	F	6-1	Jr.	Raymond, Ill. / Lincolnwood
31	Lauren Hartman	F/C	6-3	Sr.	Tremont, Ill. / Tremont
33	Rachel Pudlowski	F	5-11	Jr.	O'Fallon, Mo. / Fort Zumwalt
34	Nicole Martin	F	6-1	Sr.	Jefferson City, Mo. / Jefferson City
35	Awa Keita	F	6-1	Jr.	Bamako, Mali / Lanterne

ROSTER BREAKDOWN

By Eligibility

Freshmen

Frankie Kokkines
Allea Potter

Sophomores

Caitlin Link
Payton McCallister

Juniors

Abby Brockmeyer
Awa Keita
Rachel Pudlowski
Makenzie Silvey
Gabby Walker

Seniors

Caitlyn Claussen
Brittney Patrick
Kristen Nelson
Nicole Martin
Lauren Hartman

By State/Country

Illinois

Brittney Patrick
Makenzie Silvey
Abby Brockmeyer
Lauren Hartman
Frankie Kokkines

Missouri

Gabby Walker
Payton McCallister
Rachel Pudlowski
Nicole Martin

Wisconsin

Caitlin Link

Michigan

Kristen Nelson

Kansas

Caitlyn Claussen
Allea Potter

Mali

Awa Keita



Southern Illinois University opened up the renovated Banterra Center during the 2010-11 season and the experience of attending a Saluki game has forever changed. The old arena was serviceable, but memorable only for the action on the court — not for fan comfort or amenities.

The main entrance on the east side of the building is more than three times as big as the old entry. It features a Team Store, Hall of Fame and a spacious area for fans to gather before entering the concourse.

Once inside the concourse, fans discover expanded concession areas, flat-screen TVs at every turn and new restrooms. A trip around the concourse is like taking a stroll down memory lane with wall-to-wall photos and graphics. From Walt Frazier to the ESPN Gameday visit, all of the historic moments in Saluki Basketball are captured and displayed.

As soon as you step inside the seating bowl, there is an overwhelming sensation of Saluki pride. The multi-colored seating of year's past has been replaced with solid maroon. Large graphics adorn each corner of the building. The sparkling new video board looks like a giant plasma TV. The roof, which was re-painted white, creates a clean, crisp setting.

Gone are the creaky, wooden bleachers. In fact, the upper bowl features some of the arena's most comfortable seats and best sight lines. It's an old cliché, but there's not a bad seat in the house.

The court itself has been resurfaced and re-painted and sports a more minimalist look. The area inside the 3-point arc was stained a darker color to off-set the rest of the court.

HOME RECORD

Year	Davies			Banterra			
	Home	Gym	Center	Year	Home	Gym	Center
1977-78	5-3	5-2	0-1	1978-79	14-0	6-0	8-0
1978-79	14-0	6-0	8-0	1979-80	7-6	3-1	4-5
1979-80	7-6	3-1	4-5	1980-81	9-3	0-0	9-3
1980-81	9-3	0-0	9-3	1981-82	8-5	0-0	8-5
1981-82	8-5	0-0	8-5	1982-83	9-4	6-1	3-3
1982-83	9-4	6-1	3-3	1983-84	11-2	11-1	0-1
1983-84	11-2	11-1	0-1	1984-85	11-3	11-3	0-0
1984-85	11-3	11-3	0-0	1985-86	11-1	11-0	0-1
1985-86	11-1	11-0	0-1	1986-87	15-0	11-0	4-0
1986-87	15-0	11-0	4-0	1987-88	10-3	0-0	10-3
1987-88	10-3	0-0	10-3	1988-89	11-3	0-0	11-3
1988-89	11-3	0-0	11-3	1989-90	10-4	0-0	10-4
1989-90	10-4	0-0	10-4	1990-91	13-1	0-0	13-1
1990-91	13-1	0-0	13-1	1991-92	11-2	0-0	11-2
1991-92	11-2	0-0	11-2	1992-93	10-3	0-0	10-3
1992-93	10-3	0-0	10-3	1993-94	9-4	0-0	9-4
1993-94	9-4	0-0	9-4	1994-95	11-1	0-0	11-1
1994-95	11-1	0-0	11-1	1995-96	9-3	0-0	9-3
1995-96	9-3	0-0	9-3	1996-97	8-4	0-0	8-4
1996-97	8-4	0-0	8-4	1997-98	4-8	0-0	4-8
1997-98	4-8	0-0	4-8				

Home: 322-224 (.589)

Davies: 64-8 (.889)

Banterra Center: 254-205 (.553)

2018-19: A YEAR IN REVIEW



TEAM LOUNGE



TEAM MEETING ROOM



TEAM LOCKER ROOM

The renovation, which was completed in phases during a 15-month timeframe, cost \$29.9 million. It was financed with both public and private sources.

There are perks for those who have generously supported Saluki Athletics. Donors who made major gifts to Saluki Way have access to the John Cook Club Room on the upper concourse.

- Won their fifth-straight home opener
- Won their fifth-straight game over SEMO
- SIU had three players, Brittney Patrick (7), Makenzie Silvey (5) and Payton McCallister (5), each with at least five assists against UT Martin. It was the first time since Dec. 12, 1989 that the Salukis have had three players with 5-plus assists.
- Abby Brockmeyer became the first player in program history to open a season with back-to-back double-doubles.
- The Salukis snagged 26 offensive rebounds against Western Kentucky – their most in a game since Jan. 26, 2014 vs. Evansville.
- The Salukis defeated Eastern and Northern Illinois en route to being crowned the inaugural Compass Challenge champions.
- With SIU's win over IUPUI, it marked Southern's first win over a Horizon League school since Nov. 18, 2000.
- With SIU's 65–59 win over Murray State, the Salukis clinched a winning record in non-conference play for the fourth time in the last five seasons.
- SIU's six-game home win streak to open the season was its first to open a season since the 1993–94 season.
- SIU notched 10-plus steals in five-straight games- its longest streak of 10-plus steals since the 1994–95 season.
- Southern's .636 winning percentage in non-conference play was tied for the best in non-con during the Cindy Stein era and it was the third-best winning percentage for the Salukis in non-conference play since 1987.
- Southern went 4-0 in the month of December, which marked just the third perfect December in school history and the first since 1987.
- The Salukis went 9-5 at home, which marked the fifth-straight season SIU has won at least eight home games. It marks the first time in over 20 years (1993–97) that Southern has posted five-straight seasons with winning records on its home floor.
- First time since the 1981-82 season that SIU has had two players (Abby Brockmeyer, Nicole Martin) with at least seven double-doubles.
- Nicole Martin became the sixth Saluki to repeat as an All-MVC First Team selection.
- Makenzie Silvey became the sixth Saluki in program history to go from the MVC All-Freshman Team to an all-conference team the following season.



LIZ JARNIGAN

ATHLETIC DIRECTOR



Liz Jarnigan was promoted to director of athletics at SIU on Sept. 16, 2019, after serving for one year as the department's Senior Woman Administrator and Executive Senior Associate AD under Jerry Kill.

Prior to SIU, Jarnigan served as the senior woman administrator for two years at Air Force and was a member of the athletic department's senior leadership team. She was the primary advisor and liaison to the athletic director on all matters concerning intercollegiate women's programs as it related to equity and gender issues. She also had sports supervision responsibilities for both men's and women's programs.

Prior to Air Force, Jarnigan worked for eight years at San Jose State, starting as the director for student-athlete success before being promoted to senior woman administrator in 2010. Her responsibilities for the Spartans included serving as sports supervisor for women's volleyball, swimming & diving and softball, and overseeing compliance, academics, student services, life skills, and student-athlete advising and tutoring.

During her tenure at San Jose State, the department's overall Academic Progress Rate (APR) rose from 925 to 972. The football team's APR increased from 888 in 2008 to 975 in 2015. The overall student-athlete GPA reached an all-time high in 2016.

From 2001-06, Jarnigan was the coordinator of student services and an associate athletic director for student services (2007-08) at the University of Tulsa. In 2003 and 2004, she was honored with the Tulsa Area Girls and Women in Sports Role Model Award.

Her career in athletics administration

began at Briar Cliff College where she was an assistant athletic director (1994-96) and interim director of athletics (1996). The 1987 graduate cum laude of St. Olaf College was a four-year letterwinner in volleyball. She received her master's degree in athletic administration from Fort Hays State University in 1988.

Jarnigan has high school and college teaching and coaching experiences in Minnesota, Iowa and Kansas. She was the women's volleyball head coach at Bethel College (1989-94), Briar Cliff College (1994-96) and Carleton College (1996-99). Her 1992 Bethel College was a conference champion and she was named the conference coach of the year for the team's accomplishment.

Her husband, Jeff Jarnigan, is an assistant general manager and coach for the Arizona Rattlers of the Indoor Football League. The Jarnigans are the parents of three children, Mary, Jack and Emily. Mary is a teacher in Colorado Springs, Jack is a redshirt senior football player at Valparaiso University, and Emily is a senior volleyball player at St. Olaf College.





CINDY STEIN

Head Coach • Seventh Season

Cindy Stein enters her seventh season as the head coach of the Salukis in 2018-19. She was named the 10th head coach in Southern Illinois women's basketball history on April 3, 2013. A proven winner and a former NCAA Division II Coach of the Year, Stein has made an immediate impact at SIU much like she has in each of her previous head coaching stints.

AT SOUTHERN ILLINOIS 2018-19 (15-15, 8-10 MVC)

The 2018-19 season was yet another winning season for the Salukis under Stein. The Salukis posted a winning record in non-conference play for the fourth time in the last five seasons capped off with wins over Eastern and Northern Illinois to take home the inaugural Compass Challenge Championship. It marked Southern's first mid-season tournament title since the 1986-87 season. Nicole Martin was named to the All-MVC First Team for the second-straight season while Makenzie Silvey was honored on the All-MVC Honorable Mention team for the first time in her career. Martin is the sixth Saluki to repeat as an All-MVC First Team selection, and the fourth to do so under Stein. In the classroom, Southern had a banner year. The Salukis earned the No. 11 ranking in the WBCA's Academic Top-25 Honor Roll, which was the highest finish in program history. It was the second time in the last three seasons in which SIU has earned inclusion on the list, while its grade point average of 3.621 was its highest of the five times that the Salukis have earned a spot on the list. SIU also had three players earn MVC scholar-athlete honors, which was tied with Northern Iowa and Drake for the most of any Valley school. Southern has had at least one MVC Scholar-Athlete honoree in every season under Stein and have totaled 12 MVC Scholar-Athlete honorees during her tenure.

2017-18 (17-14, 11-7 MVC)

The 2017-18 season marked the fourth-

straight winning season for the Salukis under Stein. SIU once again earned the No. 4 seed in the Missouri Valley Conference tournament and advanced to the semifinal game for the second time in three years.

Abby Brockmeyer became the first Saluki to earn MVC Freshman of the Year honors since 2012 and both Kylie Giebelhausen and Nicole Martin were honored as All-MVC First Team selections. Giebelhausen also took MVC Scholar-Athlete First Team and MVC All-Defensive Team honors and is one of just five Salukis to earn back-to-back All-MVC First Team nods.

On the court, the Salukis grit and determination was evident in their 4-0 record in overtime games, which broke the Missouri Valley Conference record for overtime wins in a season. Southern also finished top-3 in both steals and blocks for the first time in program history.

The Salukis continue to excel in the classroom under Stein. SIU posted a 3.34 grade point average in 2017-18 and tied a program record with four recipients of the MVC Commissioner's Academic Excellence award, given to student-athletes who post at least a 3.5 GPA for consecutive terms.

2016-17 (16-15, 10-8 MVC)

The 2016-17 season marked the third-straight winning season for the Salukis under Stein. Southern advanced to the WBI tournament for the second-straight season, which marked the first time in nearly 30 years that the program has made back-to-back postseason appearances.

The Salukis once again shattered the school record for three-pointers in a season and broke the single game points record against Brescia on Nov. 25. Southern went on to earn the fourth seed in the MVC Tournament, which was its highest seed since the 1996-97 season.



THE STEIN FILE

EDUCATION

Illinois, 1983

Bachelor's, Physical Education

Central Michigan, 1986

Master's, Physical Education

COACHING EXPERIENCE

Southern Illinois University

Head Coach, 2013-Present

Illinois Central College

Head Coach, 2012-13

Missouri

Head Coach, 1998-2010

Emporia State

Head Coach, 1995-98

Illinois

Assistant Coach, 1993-95

Bradley

Assistant Coach, 1988-93

Cincinnati

Assistant Coach, 1987-88

Miami University

Assistant Coach, 1986-87

Central Michigan

Graduate Assistant, 1984-86

PLAYING EXPERIENCE

Illinois, 1981-83

Illinois Central College, 1979-81

Hometown: Peoria, Ill.

Rishonda Napier and Kylie Giebelhausen each earned All-MVC First Team honors in 2016-17, as Napier became the third Saluki in program history to earn three All-MVC First-Team selections. Giebelhausen, meanwhile, earned the first All-MVC recognition of her career after a breakout junior campaign in which she led the Salukis in scoring and finished the regular season in the top-10 in the Valley in six statistical categories.

The Salukis also got it done in the classroom, as their 3.51 GPA tied with Fairfield University for No. 22 on the Women's Basketball Coaches Association (WBCA) Academic Top-25 Honor Roll. It marked the fourth time since the 2001-02 season that Southern has garnered a spot on the WBCA Academic Top-25 list, and the first time they have done so since the 2007-08 season. Southern also had three earn inclusion on the MVC Scholar Athlete teams, which tied the Salukis with Northern Iowa for the most honorees of any Valley school.

2015-16 (20-13, 12-6 MVC)

The 2015-16 season kept with the theme of several program firsts within Stein's tenure while the squad's 20-13 overall record marked the program's 10th 20-win season. The Salukis beat every Missouri Valley Conference foe at least once and advanced to the semifinals of the MVC Tournament for the first time since the 1994-95 season. In doing so, Southern earned an invitation to the Women's Basketball Invitational, the program's first postseason berth since 2007.

The Salukis averaged 69.2 points per game during the season, the highest mark in more than 20 years while shattering the school record for three-pointers made in a single-season. The Dawgs continued to win the battle of the boards under Stein, and for just the eighth time in program history, and the first time since the 1995-96 season, SIU averaged more than 40 rebounds per game. Southern's 42.2 rpg were second only to the 1994-95 team's 42.3 rpg for highest average in school history.

Under Stein's tutelage, three Salukis, Dyana Pierre, Rishonda Napier and Cartaesha Macklin earned All-MVC first-team honors, with Pierre nabbing both All-MVC first-team and All-Defensive team honors. The three first-team selections are the most in a single-season in program history. The Dawgs also continued to raise the bar in the classroom, as the 2015-16 team achieved the highest team GPA in 11 semesters and 9 of 12 Salukis posted a cumulative GPA of 3.0 or higher. The league office took notice, as the Salukis garnered three MVC Scholar Athlete selections, the most for Southern since the 2008-09 season.

Stein's coaching tree continued to grow, as associate head coach Andrea Gorski was named the head coach at Bradley University. Gorski joins an impressive list of former Stein assistant coaches who have gone on to head coaching positions: Brandon Schneider, an assistant for Stein at Emporia State, was hired as the head coach at Kansas in 2015. Tanya Warren, the 2016 Missouri Valley Conference Coach of the Year, was an assistant for Stein at Missouri from 2001-04 and has been the head coach at the University of Northern Iowa since 2007 while Dave Wilbers, another former Stein assistant at Mizzou, just completed his ninth season as the head coach at Arkansas Tech, where he has compiled a 218-58 record.

2014-15 (17-13, 10-8 MVC)

Stein and the Salukis conducted an improbable change of gear in 2014-15. Southern went 17-13 overall with a 10-8 conference record with Stein at the helm, ushering in the largest turnaround from one season to the next in school

history at plus-12 wins. In fact, that turnaround was third-best in the NCAA by the end of the regular season in 2014-15. In perhaps the best Saluki women's team since the 2006-07 WNIT team, Stein and the Salukis stunned the Missouri Valley with a bonafide, efficient offense that came primarily from the first solid starting five SIU had seen in ages in redshirt sophomore Rishonda Napier (point guard), redshirt junior Cartaesha Macklin (shooting guard), freshman Kylie Giebelhausen (shooting guard), junior Azia Washington (power forward) and junior Dyana Pierre (center). The crew went 16-8 together and combined for 84.2 percent of all SIU scoring.

After losing backcourt superstars Macklin and Napier to redshirt seasons in 2013-14, Stein had an optimal offensive weapon set with skilled shooters on the outside, skilled bigs down low in Pierre and Washington, and superb passers getting them the ball and opening mismatches. Southern improved in nearly every statistical category from Stein's first season to her second, including scoring, turnover ratio and even attendance. Pierre and Napier both put in monumentally historic seasons, and both were rewarded with First-Team All-MVC honors for their superb efforts. Pierre was the only player in the Valley to average a double-double at 14.6 PPG and 11.8 RPG -- the latter of which was the eighth-best rebounding average in the NCAA that season. Pierre also put in only the seventh-ever 14-of-14 game in NCAA history, became just the fifth Saluki to ever record a 20-20 game and the fifth Saluki to ever join the 1,000-900 club.

2013-14 (5-25, 3-15 MVC)

Stein's inaugural team at SIU went 5-25 after a slew of bad breaks left the team with only nine available players for the entire MVC schedule. Despite playing without three players who figured to be major contributors, including preseason All-MVC guard Cartaesha Macklin, Stein improved the team's field-goal percentage defense, 3-point percentage defense, scoring defense, rebound margin, blocks and assist-to-turnover ratio from the season before. She improved the team's conference win total from one to three, including an upset over eventual MVC regular-season and tournament champion Wichita State. Stein helped turn Dyana Pierre into a budding star in the Valley. Pierre averaged 14.0 points and an MVC-best 9.6 rebounds as a sophomore and became the first SIU player to earn first-team All-MVC recognition since 2006, and just the second to do so since 2000.

AT ILLINOIS CENTRAL COLLEGE

Stein came to Carbondale after leading Illinois Central College to a 32-4 record and a third-place finish at the NJCAA Division II national tournament during her lone season at the school in 2012-13. Stein turned around an ICC team that went 16-16 the year before her arrival. Stein was named the NJCAA Region XXIV Coach of the Year following ICC's run.

AT MISSOURI

Prior to ICC, Stein spent 12 seasons as the head coach at Missouri where she led the Tigers to 185 wins between 1998 and 2010. Stein inherited a Mizzou team that went 11-16 in 1997-98 and led the Tigers to a 22-10 record with a Sweet 16 run by her third year in 2000-01.

Stein's tenure at Mizzou saw the Tigers make seven total postseason appearances with three NCAA Tournament bids and four WNIT appearances. Stein's players at Mizzou earned a combined 24 All-Big 12 honors with four First-Team selections, and she coached five Tigers who were selected in the WNBA

Draft. Additionally, Mizzou players earned a combined 46 Academic All-Big 12 honors under Stein's watch.

Following a 13-15 mark during her first season in Columbia, Mo., Stein's Tigers went 18-12 during the 1999-2000 season, marking the program's best record in seven seasons. The 1999-2000 Tigers also earned the program's first postseason berth since 1994 with a trip to the WNIT.

Stein's third year saw Mizzou go to historic heights as the 2000-01 Tigers posted their best record in 13 years and made a run to the Sweet 16 for just the second time in program history. Following the season, Amanda Lassister became Mizzou's first-ever first-round WNBA Draft pick when she was selected 15th overall by the Houston Comets while fellow Tiger Marlana "Pep" Williams was selected by the Indiana Fever in the third round.

Missouri ultimately made it to the postseason six-consecutive seasons with WNIT berths in 2001-02 and 2002-03 before capping the run with an NCAA Tournament berth in 2003-04. The Tigers also continued sending players into the professional ranks as three-time All-Big 12 selection Evan Unrau was selected in the third round of the 2004 WNBA Draft by the Washington Mystics.

The 2005-06 season was another banner year for the program as the Tigers went 21-10 for their second 20-win season of Stein's tenure, and made it back to the NCAA Tournament. Mizzou

had two more players selected in the WNBA draft following the 2005-06 season as LaToya Bond was selected by the Charlotte Sting in the second round and Christelle N'Garsanet was taken in the third.

The 2006-07 Tigers gave Stein her sixth postseason win at Mizzou with a victory in the opening round of the WNIT. Stein coached Mizzou to the most postseason appearances and postseason wins in program history.

AT EMPORIA STATE

Stein spent three seasons as the head coach at Emporia State prior to Mizzou, turning the Hornets from a sub-.500 team into a Division II national title contender. After going 12-14 in her first season at ESU in 1995-96, the Hornets improved to 20-10 the following season and made it to the second round of the NCAA Tournament before going 33-1 and finishing as the national runner up in 1997-98.

The 1997-98 Hornets went 16-0 in the Mid-America Intercollegiate Athletics Association, earning MIAA Regular Season and Tournament Championships in advance of the historic run to the NCAA Division II title game. Stein coached two-time All-Americans Aneta Kausaite and Jurgita Kausaite at Emporia State in addition to recruiting All-Americans Emily Bloss and Tara Holloway, who both went on to earn National Player of the Year honors. Aneta Kausaite eventually became the first-ever Division II player to play in the

WNBA.

Following ESU's run to the 1997-98 title game, Stein was named the National Coach of the Year by the Women's Basketball Coaches Association, the Molten Division II Bulletin and the Kansas Basketball Coaches Association. She was also selected as the 1998 Mid-America Intercollegiate Athletic Association Coach of the Year and the District VI Coach of the Year.

EARLY CAREER/PLAYING CAREER

Prior to her head coaching experience, Stein was an assistant coach at Illinois (1993-95), Bradley (1988-1993), Cincinnati (1987-88) and Miami University (1986-87). Stein began her foray into coaching as a graduate assistant at Central Michigan from 1984-86.

Stein played collegiately at Illinois from 1981-83 after two years at Illinois Central College from 1979-81. Stein helped the Illini to the 1982 NCAA Tournament, and she still holds several Illinois assists records. A junior college All-American, Stein also helped ICC to back-to-back appearances in the NJCAA national tournament. The Peoria, Ill. native was inducted into the Illinois Basketball Coaches Association Hall of Fame as part of the Hall of Fame Class of 2019.

Stein has a bachelor's degree in physical education from Illinois and a master's degree in physical education from Central Michigan.

STEIN FILE

Year	School	Record	Pct.	Conf.	Pct.	Highlights
1995-96	Emporia State	12-14	.462	6-10	.375	
1996-97	Emporia State	20-10	.667	11-7	.611	NCAA Div. II Tourn. 2nd Rd.
1997-98	Emporia State	33-1	.971	16-0	1.000	MIAA Reg. Season & Tourn. Champs / NCAA Div. II Runner-up
1998-99	Missouri	13-15	.462	5-12	.294	
1999-00	Missouri	18-12	.600	7-9	.438	WNIT 2nd Rd.
2000-01	Missouri	22-10	.688	10-6	.625	NCAA Tourn. Sweet 16
2001-02	Missouri	14-15	.483	5-11	.313	WNIT 1st Rd.
2002-03	Missouri	17-14	.548	9-7	.563	WNIT Quarterfinals
2003-04	Missouri	17-13	.567	7-9	.438	NCAA Tourn. 1st Rd.
2004-05	Missouri	11-18	.379	4-11	.267	
2005-06	Missouri	21-10	.677	10-6	.625	NCAA Tourn. 1st Rd.
2006-07	Missouri	17-14	.548	5-11	.313	WNIT 2nd. Rd.
2007-08	Missouri	10-21	.323	4-12	.250	
2008-09	Missouri	13-17	.433	4-12	.250	
2009-10	Missouri	12-18	.400	2-14	.125	
2012-13	Illinois Central	32-4	.889	n/a	n/a	District & Region Champs / NJCAA DII 3rd Place
2013-14	Southern Illinois	5-25	.167	3-15	.167	
2014-15	Southern Illinois	17-13	.567	10-8	.555	Biggest single-season turnaround in school history
2015-16	Southern Illinois	20-13	.606	12-6	.666	Women's Basketball Invitational 1st Rd.
2016-17	Southern Illinois	16-15	.516	10-8	.555	Women's Basketball Invitational 1st Rd.
2017-18	Southern Illinois	17-14	.567	11-7	.611	
2018-19	Southern Illinois	15-15	.500	8-10	.444	
At SIU	6 Years	90-95	.489	54-54	.500	
Overall	22 Years	372-301	.553			

COACH STEIN'S RECORD BY CONFERENCE

ACC	
3-3	
CLEMSON	1-0
FLORIDA STATE	0-1
LOUISVILLE	1-0
MIAMI (FL.)	0-1
PITTSBURGH	1-0
VIRGINIA TECH	0-1

AMERICAN EAST	
1-1	
ALBANY	0-1
HARTFORD	1-0

AMERICAN ATHLETIC	
8-8	
MEMPHIS	3-2
SMU	0-1
TULSA	1-0
WICHITA STATE	4-5

ATLANTIC 10	
9-1	
DAVIDSON	1-0
DUQUESNE	2-0
SAINT LOUIS	6-1

ATLANTIC SUN	
1-0	
LIPSCOMB	1-0

BIG 12	
49-98	
BAYLOR	4-10
IOWA STATE	6-19
KANSAS	13-12
KANSAS STATE	8-17
OKLAHOMA	3-12
OKLAHOMA STATE	8-6
TEXAS	1-14
TEXAS TECH	6-8

BIG EAST	
2-2	
CREIGHTON	1-0
DEPAUL	0-1
PROVIDENCE	1-0
XAVIER	0-1

BIG SKY	
1-0	
PORTLAND STATE	1-0

BIG 10	
19-24	
ILLINOIS	0-8

INDIANA	1-1
IOWA	1-3
NEBRASKA	12-12
NORTHWESTERN	3-0
PURDUE	1-0
WISCONSIN	1-0

COLONIAL ATHLETIC	
1-0	
TOWSON	1-0

CONFERENCE USA	
4-8	
LOUISIANA TECH	0-1
MARSHALL	2-3
NORTH TEXAS	1-0
UAB	0-2
WESTERN KENTUCKY	1-2

HORIZON	
4-4	
GREEN BAY	1-1
IUPUI	1-0
MILWAUKEE	2-1
WRIGHT STATE	0-2

Ivy	
1-0	
PROVIDENCE	1-0

MAAC	
1-0	
SIENA	1-0

MAC	
9-2	
BALL STATE	2-0
EASTERN MICHIGAN	0-1
MIAMI (OHIO)	2-0
NORTHERN ILLINOIS	2-0
OHIO	1-0
TOLEDO	1-1
WESTERN MICHIGAN	1-0

MEAC	
2-0	
DELAWARE STATE	1-0
FLORIDA A&M	1-0

MISSOURI VALLEY	
73-57	
BRADLEY	16-2
DRAKE	2-11
EVANSVILLE	11-4
ILLINOIS STATE	8-7
INDIANA STATE	9-4

LOYOLA	8-5
MISSOURI STATE	4-13
NORTHERN IOWA	7-11
SOUTHERN ILLINOIS	4-0
VALPARAISO	4-0

MOUNTAIN WEST	
2-3	
COLORADO STATE	0-1
NEW MEXICO	0-1
SAN DIEGO STATE	2-0
WYOMING	0-1

NORTHEAST	
1-0	
ROBERT MORRIS	1-0

OHIO VALLEY	
27-12	
AUSTIN PEAY	2-2
EASTERN ILLINOIS	5-0
MOREHEAD STATE	1-2
MURRAY STATE	7-0
SEMO	7-2
SIUE	1-2
TENNESSEE STATE	1-0
UT MARTIN	3-4

PAC 12	
9-23	
ARIZONA STATE	0-2
COLORADO	9-17
OREGON STATE	0-1
STANFORD	0-3

PATRIOT	
0-1	
HOLY CROSS	0-1

SEC	
11-15	
ALABAMA	1-1
ARKANSAS	2-4
GEORGIA	1-0
KENTUCKY	1-0
LSU	0-1
SOUTH CAROLINA	0-1
TEXAS A&M	6-8

SOUTHERN	
2-1	
MERCER	2-0
SAMFORD	0-1

SOUTHLAND	
5-1	
CENTRAL ARKANSAS	1-0

MCNEESE STATE	1-0
NICHOLLS STATE	1-0
SOUTHEASTERN LA.	1-0
STEPHEN F. AUSTIN	0-1
TEXAS A&M CORPUS CHRISTI	1-0

SWAC	
12-0	
ALABAMA A&M	1-0
ALABAMA STATE	1-0
ALCORN STATE	1-0
ARKANSAS PINE-BLUFF	4-0
MISSISSIPPI VALLEY STATE	2-0
PRAIRIE VIEW A&M	1-0
SOUTHERN	1-0
TEXAS SOUTHERN	1-0

SUN BELT	
2-1	
ARKANSAS STATE	1-1
TEXAS STATE	1-0

THE SUMMIT LEAGUE	
2-5	
IPFW	0-1
IUPUI	1-0
SOUTH DAKOTA	0-1
SOUTH DAKOTA STATE	1-2
WESTERN ILLINOIS	0-1

WEST COAST	
1-0	
SAINT MARY'S	1-0

WAC	
5-1	
CHICAGO STATE	1-1
TEXAS RIO GRANDE VALLEY	1-0
UMKC	3-0

NCAA DII	
1-0	
MISSOURI S&T	1-0

NCAA DIII	
1-0	
CENTARY	1-0

NAIA	
2-0	
BRESCIA (KY.)	1-0
MARTIN METHODIST	1-0



CHRISTELLE N'GARSANET

Associate H.C. • Seventh Season

Christelle N'Garsanet enters her seventh season as an assistant coach with Southern Illinois women's basketball, and her fourth as the associate head coach.

The 2018-19 season was yet another winning season for the Salukis and Southern posted a winning record in non-conference play for the fourth time in the last five seasons, which included SIU's first mid-season tournament title since the 1986-87 season. The Salukis earned the No. 11 ranking in the WBCA's Academic Top-25 Honor Roll, which was the highest finish in program history. It was the second time in the last three seasons in which SIU has earned inclusion on the list.

The 2017-18 season marked the fourth-straight winning season for the Salukis and SIU once again earned the No. 4 seed in the Missouri Valley Conference tournament and advanced to the semifinal game for the second time in three years.

The Salukis continued to excel in the classroom in 2017-18. SIU posted a 3.34 grade point average and tied a program record with four recipients of the MVC Commissioner's Academic Excellence award, given to student-athletes who post at least a 3.5 GPA for consecutive terms.

N'Garsanet was promoted to Associate Head Coach prior to the 2016-17 season. The Salukis reached the postseason for the second-straight season and got it done in the classroom, as the Salukis earned inclusion in the WBCA's Top-25 Academic Honor

Roll at No. 22 with a 3.51 Team GPA.

N'Garsanet followed SIU head coach Cindy Stein to Carbondale after serving as her assistant coach at Illinois Central College during the 2012-13 season. N'Garsanet was also an All-Conference player under Stein at Missouri before being selected in the 2006 WNBA Draft.

N'Garsanet spent two seasons on the coaching staff at ICC, including a 2012-13 season during which the Cougars went 32-4 and finished third in the NJCAA Division II national tournament.

Prior to her time at ICC, N'Garsanet spent two years working as an audit associate at KPMG in St. Louis following a two-year professional playing career. N'Garsanet played for the WNBA's New York Liberty during the 2006-07 season before spending one season playing in Poland. She also played for the Ivory Coast national team in 2000, 2001, 2009 and 2011.

N'Garsanet played three seasons collegiately at Mizzou after transferring from ICC. She led the Tigers in rebounding and ranked second on the team in scoring during her junior and senior seasons, finishing with 870 points and 255 rebounds during her three years in Columbia, Mo. N'Garsanet was named Second-Team All-Big 12 during her senior season.

N'Garsanet's lone season playing at ICC was a memorable one as she helped the Cougars to the 2003 NJCAA Division II national championship. That season also coincided with the final season of



THE N'GARSANET FILE

EDUCATION

Missouri, 2006

Bachelor's, Accountancy

Missouri, 2006

Master's, Accountancy

COACHING EXPERIENCE

Southern Illinois University

Associate HC, 2016-pres.

Southern Illinois University

Assistant Coach, 2013-2016

Illinois Central College

Assistant Coach, 2011-13

PLAYING EXPERIENCE

Illinois Central College, 2002-03

Missouri, 2003-06

PROFESSIONAL

New York Liberty, 2006-07

AZS Gorzow (Poland), 2007-08

INTERNATIONAL

Ivory Coast National Team

2000, 2001, 2009, 2011

Hometown: Abidjan, Ivory Coast

legendary coach Lorene Ramsey, who also coached Stein at ICC.

A two-time Academic All-Big 12 selection, N'Garsanet has both a master's and bachelor's degree in accountancy from Mizzou.



NICOLE COLLIER

Assistant Coach • Fourth Season

Nicole Collier enters her fourth season as an assistant coach for Saluki women's basketball.

Last season, the Salukis posted a winning record, which included SIU's first mid-season tournament title since the 1986-87 season. The Salukis earned the No. 11 ranking in the WBCA's Academic Top-25 Honor Roll, which was the highest finish in program history and Nicole Martin and Makenzie Silvey were selected to All-MVC teams.

The 2017-18 season marked the fourth-straight winning season for the Salukis and SIU once again earned the No. 4 seed in the Missouri Valley Conference tournament and advanced to the semifinal game for the second time in three years.

The Salukis continued to excel in the classroom in 2017-18. SIU posted a 3.34 grade point average and tied a program record with four recipients of the MVC Commissioner's Academic Excellence award, given to student-athletes who post at least a 3.5 GPA for consecutive terms.

In Collier's first season on staff, she helped SIU to a 16-15 record and the Salukis reached the postseason for the second-straight season. Southern also got it done in the classroom, as the Salukis earned inclusion in the WBCA's Top-25 Academic Honor Roll at No. 22 with a 3.51 Team GPA.

Collier arrived in Carbondale with 12 years of collegiate coaching experience after spending the previous seven years at Lincoln University in Jefferson City, Mo., including four as Lincoln's head coach.

During her tenure as head coach, Collier led the Blue Tigers to a pair of Mid-America Intercollegiate Athletics Association (MIAA) tournament

appearances and twice led her teams to double-digit win totals. She had seven student-athletes earn All-MIAA honors in her four seasons as head coach, while 19 student-athletes, including eight following the 2015-16 season, earned spots on the MIAA Academic Honor Roll.

In 2014-15, Collier engineered a seven-win improvement from the year prior, as the Blue Tigers went 12-14, with four of those losses coming in the final minute. The season culminated in Lincoln advancing to the MIAA tournament for the third time in four seasons.

In the summer of 2014-15, Collier was chosen as an assistant coach for the USA Sports Events Division II Select Team, which played a series of games in Rio de Janeiro, Brazil.

Prior to being promoted to Lincoln's head coach, Collier spent three seasons as an assistant coach for the Blue Tigers. During her three seasons on the bench, the Blue Tigers posted 12 or more wins in a season twice, including the second-most (15) wins in a single-season in program history in 2012-13.

Before her arrival at Lincoln, Collier served as an assistant coach at Central Missouri from 2004-2009. At UCM, she helped lead the Jennies to two NCAA Regional appearances, five-straight seasons of 14 or more victories and made the MIAA tournament each season.

Collier played two seasons collegiately at Missouri Western State, where she led MWSU to a MIAA title in 2002, earned both all-region and all-conference accolades and was later inducted into MWSU's Hall of Fame. She transferred to MWSU from Jefferson College, where she was a two-time All-American and was the first athlete inducted into Jefferson



THE COLLIER FILE

EDUCATION

Missouri Western State, 2003

Bachelor's, Physical Education

Univ. of Central Missouri, 2006

Masters, Athletic Administration

COACHING EXPERIENCE

Southern Illinois University

Assistant Coach, 2016-present

Lincoln University

Head Coach, 2012-2016

Lincoln University

Assistant Coach, 2009-2012

Central Missouri

Assistant Coach, 2004-2009

PLAYING EXPERIENCE

Jefferson College, 1999-2001

Missouri Western State, 2001-2003

College's Hall of Fame in 2009.

Collier has an undergraduate degree in physical education and a master's in exercise science and sport administration. She and her husband, Terry, currently reside in Carbondale with their daughter, Reese.



JODY ADAMS-BIRCH

Assistant Coach • Second Season

Jody Adams-Birch enters her second season as an assistant coach with Southern Illinois women's basketball.

In her first season on staff, the Salukis posted a winning record, which included SIU's first mid-season tournament title since the 1986-87 season. The Salukis earned the No. 11 ranking in the WBCA's Academic Top-25 Honor Roll, which was the highest finish in program history and Nicole Martin and Makenzie Silvey were selected to All-MVC teams.

During her distinguished coaching career, Adams-Birch spent nine seasons as a collegiate head coach at Wichita State, where she compiled a school record 161 wins with three Missouri Valley Conference championships and a trio of NCAA Tournament appearances.

Most recently, Adams-Birch spent a season as an assistant coach at Derby (KS) High School, where the Panthers went 23-1 and won the Kansas 6A state title.

Before joining the staff at Derby, Adams-Birch spent nine seasons as head coach of the Shockers. Adams-Birch took over a program that had won 20 games just once prior to her arrival and had never made an NCAA Tournament appearance. Wichita State had an unprecedented run of success under Adams-Birch, as the Shockers posted four-straight 20-plus win seasons and made six-straight postseason appearances from 2009-15, which included three-straight MVC Tournament titles from 2013-15.

Before taking over the reigns at Wichita State, Adams-Birch spent the 2007-08 season as the head coach of the Murray State Racers. The Racers went 24-8 under Adams-Birch and defeated Eastern Illinois in the 2008 Ohio Valley Conference title game to secure the program's first-ever NCAA

Tournament berth.

Adams-Birch arrived at Murray State after serving as the associate head coach and recruiting coordinator under Dana Eikenberg at Southern Illinois for three seasons (2004-07). During her time at SIU, Adams-Birch helped Southern claim its first-ever MVC regular season title in 2006-07.

Prior to her first stint at SIU, Adams-Birch was the associate head coach at UMKC under Eikenberg from 2000-04 and was named a 2003 AFLAC National Assistant Coach-of-the-Year after she helped UMKC sign some of the best talent in the Kansas City area. Among those recruits was Carlai Moore, who was named to the Mid-Continent Conference All-Freshman team and earned the league's Sixth Woman-of-the-Year Award. Moore followed Adams-Birch and Eikenberg to SIU, where she won the 2006 MVC Newcomer of the Year award, and the following year, secured a spot on the All-MVC First Team.

From 1997-00, Adams-Birch served as an assistant coach at the University of Minnesota. She was the Gophers' recruiting coordinator and helped Minnesota sign a top-5 national recruiting class prior to the 2000-01 campaign, a class that included current Minnesota head coach Lindsay Whalen.

Before coaching at Minnesota, Adams-Birch worked as an assistant coach at Wake Forest for one season. Prior to that, Adams-Birch was an assistant on Joe Ciampi's staff at Auburn for two seasons that included a trip to the Elite Eight in 1996.

A 1994 graduate of Tennessee, Adams-Birch played four seasons for the Lady Vols under legendary head coach Pat Summitt, and was the starting point guard for three Southeastern Conference Championship teams.



THE ADAMS-BIRCH FILE

EDUCATION

Tennessee, 1994

Bachelor's, Human Performance

COACHING EXPERIENCE

Southern Illinois University

Assistant Coach, 2018-pres.

Wichita State

Head Coach, 2008-17

Murray State

Head Coach, 2007-08

Auburn

Assistant Coach, 1994-96

UMKC

Associate H.C., 2000-04

Minnesota

Assistant Coach, 1997-99

Wake Forest

Assistant Coach, 1996-97

Auburn

Assistant Coach, 1994-96

Tennessee

Student-Assistant, 1993

PLAYING EXPERIENCE

Tennessee, 1990-93

Hometown: Cleveland, Tenn.

The Lady Vols advanced to the NCAA Tournament in each of her four years and captured the NCAA's ultimate prize with a national championship in 1991. She began her coaching career as a student assistant with the Lady Vols in 1993.



Ashley Lona
Director of Operations

Ashley Lona enters her first season as the director of basketball operations for the SIU women's basketball team.

As the director of basketball operations, Lona will be involved in all phases of the day-to-day operations of the women's basketball office. Her responsibilities include making travel arrangements, organizing practice times, serving as a liaison with academics and marketing and assisting with alumni and community service events.

Lona comes to SIU after spending the last three years as a personal trainer and fitness advisor in the Colorado area. Prior to that, she spent three years working in the health care industry as a technician at a plasma collection center in Missoula, Montana.

Lona previously coached at Montana State University Billings, where she served as a graduate assistant coach from 2011 to 2013. While on staff, she was directly involved with MSUB's pre- and post-season conditioning program and directed the weight training program. Some of her additional duties included assisting with practice and game preparation, scouting, camps, team academics and individual player skill development. The Jackets compiled a 35-22 record in her two seasons on staff.

A native of Waconia, Minn., Lona attended Northern State University in Aberdeen, South Dakota. A 5-foot-10 guard, Lona spent three seasons on the Wolves basketball team and appeared in 20 games during her freshman and sophomore seasons before recurring knee injuries cut her playing career short. After graduating from Northern State in 2010, she spent a season as a volunteer assistant coach for the Wolves.

Lona earned her bachelor's degree in marketing and administration with a minor in coaching from Northern State University in 2010 and went on to receive her master's of science in exercise and sport leadership from Montana State University-Billings in 2013.



Brianna Jones
Graduate Assistant

Brianna Jones enters her second season as the graduate assistant video coordinator for the Saluki women's basketball program.

During her first season on staff, the Salukis posted a winning record, which included SIU's first mid-season tournament title since the 1986-87 season. The Salukis earned the No. 11 ranking in the WBCA's Academic Top-25 Honor Roll, which was the highest finish in program history and Nicole Martin and Makenzie Silvey were selected to All-MVC teams.

Jones came to Carbondale by way of North Dakota State University, where she graduated in 2017 with a bachelor's degree in broadcast journalism. The Indianapolis, Ind. native started 57 of 59 games during her two seasons with the Bison. She averaged 7.3 points and 7.4 rebounds in 25.2 minutes per game and finished in the top-10 of the Summit League in rebounding in each of her two seasons.

Jones transferred to NDSU from Danville Community College where she was a two-time all-conference honoree, including a nod on the all-conference first-team as a sophomore. In her two seasons at DACC, Jones helped the Jaguars win a conference title in 2015 and, the following season, set a program record for wins in a single-season (24).

Jones was a prep standout at Warren Central High School, where she earned both all-conference and all-county recognition. She returned to her alma-mater this past year as an assistant coach and helped the Warriors win their first-ever IHSAA Class 4A state title.

Jones is pursuing her master's degree in kinesiology at SIU.



Caitlin McGuire
Athletic Trainer



Zach Zimmerman
Strength Coach

5

CAITLIN LINK

5-10 // SO. // GUARD // MADISON, WIS. // EDGEWOOD

2018-19 (FRESHMAN SEASON)

Played in 24 games, which included seven starts ... Averaged 1.8 points, .9 rebounds, .6 assists in 10.6 minutes per game ... Set her career-best with eight points at Western Kentucky (11/20) and later tied that mark with eight points on 3-for-5 shooting in SIU's win at Loyola (2/22) ... Scored her first collegiate point in SIU's win over Marshall (11/17) ... Grabbed a season-best four rebounds vs. Bradley (2/15) ... Played a season-high 23 minutes at Illinois State (1/18) ... Made her first of seven-straight starts in SIU's win over Valparaiso (1/25).

HIGH SCHOOL

Scored 1,241 career points at Madison Edgewood H.S. ... Averaged 20.4 points, 7.0 rebounds, 4.1 assists and 3.3 steals per game as a senior ... As a junior, helped Edgewood go 25-3 and win the Wisconsin Division 3 state title ... In the state title game, Link finished with 10 points, seven rebounds, three assists and two steals to help Edgewood defeat Greendale Martin Luther, 51-30 ... Averaged 14 points, 5 rebounds and 4 assists per game during a junior campaign in which she earned both all-conference first-team and all-area honors ... As a sophomore, helped the Crusaders to a berth in the WIAA Division 3 state semifinals with an average of 11.4 points, 3.9 rebounds and 2.5 assists ... Earned all-conference and all-area honorable mention honors ... Also competed on Edgewood's volleyball and track and field teams and received several Division I offers to run track ... As a freshman, won a state championship as part of Edgewood's 4x800 relay team, and as a junior, took second in the 3200 relay and fourth in the 800-meter run at the state meet ... In volleyball was named second team all-conference as a junior and honorable mention as a senior ... Four-time Academic excellence award recipient.

PERSONAL

Daughter of Kelly and Patrick Link ... Is the third division I athlete in her family as her brother, Cody, plays football at Northwestern, while her sister, Courtney, ran cross country and track at St. Louis University ... Mother, Kelly, was inducted into the UW-Whitewater Athletic Hall of Fame for cross country and track ... Majoring in journalism.





CAREER HIGHS

POINTS
8, 2x at Loyola (2/22/19)

REBOUNDS
4 vs. Bradley (2/15/19)

OFF. REBOUNDS
2 vs. Bradley (2/15/19)

DEF. REBOUNDS
3 vs. WKU (11/20/18)

ASSISTS
3 vs. Bradley (2/15/19)

STEALS
1, 5x last at Loyola (2/22/19)

BLOCKS
N/A

FIELD GOALS MADE
3, 3x last at Evansville (3/9/19)

FG ATTEMPTED
6 vs. WKU (11/20/18)

3-POINT FIELD GOALS
2, 3x last at Indiana St. (3/7/19)

3-PT FG ATT.
5 at Indiana State (3/7/19)

FREE THROWS MADE
2, 2x last at Loyola (2/22/19)

FT ATTEMPTED
2, 3x last at Loyola (2/22/19)

MINUTES PLAYED
23 at Illinois State (1/18/19)

2018-19 SEASON

OPPONENT	FG-A	3FG-A	FT-A	OFF	DEF	TREB	PF	A	TO	BLK	S	PTS	MIN
at UT Martin	0-0	0-0	0-0	0	0	0	0	0	2	0	0	0	3
SEMO	0-0	0-0	0-0	1	0	1	0	0	1	0	0	0	4
MARSHALL	0-2	0-2	1-2	0	2	2	1	0	1	0	1	1	10
at WKU	3-6	2-4	0-0	0	3	3	1	0	1	0	1	8	13
vs Hartford	0-1	0-1	0-0	0	2	2	2	2	1	0	1	0	15
vs Arizona State	0-1	0-1	0-0	1	0	1	0	0	3	0	0	0	15
at Saint Louis	0-0	0-0	0-0	0	0	0	1	0	2	0	0	0	2
No. Illinois	0-0	0-0	0-0	0	0	0	0	1	0	0	0	0	4
East. Illinois	0-4	0-3	0-0	0	0	0	0	1	0	0	0	0	8
at Murray State	0-1	0-0	0-0	0	0	0	0	0	1	0	0	0	4
EVANSVILLE	0-0	0-0	0-0	0	1	1	1	0	1	0	0	0	3
at Missouri State	0-0	0-0	0-0	0	0	0	0	0	0	0	0	0	1
at Illinois State	2-4	2-4	0-0	0	1	1	3	1	2	0	1	6	23
at Bradley	0-2	0-2	0-0	1	1	2	0	1	1	0	0	0	15
VALPARAISO*	0-2	0-2	1-2	0	0	0	0	0	0	0	0	1	11
BRADLEY*	0-3	0-1	0-0	2	2	4	2	3	1	0	0	0	21
ILLINOIS STATE *	0-2	0-1	0-0	0	0	0	0	0	2	0	0	0	13
at Loyola*	3-5	2-2	0-0	1	0	1	3	1	1	0	1	8	18
at Valparaiso*	1-4	1-2	1-2	0	1	1	2	1	0	0	0	4	19
Drake*	0-0	0-0	0-0	0	0	0	1	0	1	0	0	0	7
NORTHERN IOWA*	0-1	0-0	0-0	0	1	1	0	1	1	0	0	0	12
at Indiana State	2-5	2-5	0-0	0	0	0	3	0	1	0	0	6	8
at Evansville	3-3	1-1	0-0	0	2	2	1	1	0	0	0	7	17
vs Northern Iowa	1-1	1-1	0-0	0	0	0	0	1	0	0	0	3	9



CAREER STATS

Season	GP-GS	Min/Avg	Total		3-Ptr		F-Throws		Rebounds				PF	FO	A	TO	Blk	Stl	Pts	Avg
			FG-FGA	Pct	FG-FGA	Pct	FT-FTA	Pct	Off	Def	Tot	Avg								
2018-19	24-7	255/10.6	15-47	.319	11-32	.344	3-6	.500	6	16	22	0.9	21	0	14	23	0	5	44	1.8
Total	24-7	255/10.6	15-47	.319	11-32	.344	3-6	.500	6	16	22	0.9	21	0	14	23	0	5	44	1.8

10 BRITTNEY PATRICK

5-6 // SR. // GUARD // BOLINGBROOK, ILL. // BOLINGBROOK H.S.

2018-19 (JUNIOR SEASON)

Started all 30 games for SIU ... Averaged 6.1 points, 5.0 assists, 3.9 rebounds, and 1.7 steals in 32.9 minutes per game ... Scored in double figures in seven games ... Led the Missouri Valley Conference in assist-to-turnover ratio (2.11), total assists (150) and assists per game (5.0) ... Just the second Saluki in program history, and first since Cartaesha Macklin in 2013, to lead the league in assists ... Her 150 assists are tied for the fifth-most in a single-season in program history ... Ranked sixth in the MVC in steals per game (1.7) and seventh in the league in minutes played (32.9) ... Posted at least five assists in more than half (16-of-30) of SIU's games this season ... Finished with 8-plus assists in seven games ... Set a career-high with 11 assists and did not record a turnover in 33 minutes of work in SIU's win over Northern Illinois (Dec. 7) to become the first Saluki in nearly 33 years (since 1985) to record 10-plus assists without recording a turnover ... Her 11 assists vs. Northern Illinois were the most by a MVC player during the 2018-19 season ... Recorded five-plus assists in four-straight games, the longest such streak by a Saluki since 2013 ... Snagged five plus rebounds in 10 games, including a career-high eight boards versus Missouri State (Feb. 8) ... Dished out nine assists in SIU's wins at Valparaiso (1/25) and Loyola (1/27) to become the first Saluki in nine years to record back-to-back games with nine assists ... Patrick's 18 assists were the most in consecutive games since the 2009-10 season ... Became the 19th Saluki with 250 career assists.

2017-18 (SOPHOMORE SEASON)

Appeared in all 31 games, including 13 starts ... Averaged 3.6 points, 2.9 assists, 2.2 rebounds and a steal in 21.0 minutes per game ... Reached double figures in two games ... Scored a career-high 15 points in SIU's overtime win over Missouri State (1/26), which included 7-of-9 shooting from the free throw line ... Poured in 10 points, which included a career-high two three-pointers, in SIU's win over Evansville (3/3) ... Dished out a career-high eight assists with just one turnover at Bradley (1/12) ... Recorded three-plus assists in 18 games, including six games with five or more helpers ... Set a personal-best with four steals against Western Kentucky (12/10) ... Ranked eighth in the MVC in assists per game (2.9).

2016-17 (FRESHMAN SEASON)

Appeared in 27 games, including one start...Averaged 1.2 points and 1.0 rebounds in 7.6 minutes off the bench...Made her first collegiate start in the win over SEMO (Dec. 9)...Scored a career-high eight points in the win over Brescia (Nov. 29)...Established six other career-bests in the win over Brescia, including rebounds (5), defensive rebounds (4), assists (4), field goals attempted (5), free throws made (4) and free throws attempted (5)...Snagged a season-high two steals in the win at Loyola (Mar. 4).



HIGH SCHOOL

2015-16 Associated Press All-State honorable mention team...2014-15 Illinois All-State Special Mention... Bolingbrook's Female Athlete of the Year in 2016... Nominated for the prestigious McDonald's All-American game...Two-time All-Conference and All-Area selections... Led Bolingbrook High School to back-to-back Class 4A Lemont Regional Championships after arriving from DeKalb following her sophomore season...Named the March 2015 Chicago Tribune Female Student-Athlete of the Month...As a senior, led her team in scoring, assists, and steals...Played AAU for the Bolingbrook Panthers.

PERSONAL

Daughter of William and Juletta Patrick...Has two sisters, Courtney and Johnna...Father, William was a running back/wide receiver at Northern Illinois while mother, Juletta was a cheerleader at NIU...Majoring in exercise science.



CAREER HIGHS

POINTS

19 at Evansville (3/9/19)

REBOUNDS

8 vs. Missouri State (2/8/19)

OFF. REBOUNDS

3, 4x last vs. UNI (3/15/19)

DEF. REBOUNDS

7 vs. Valparaiso (1/25/19)

ASSISTS

11 vs. Northern Illinois (12/7/18)

STEALS

6 vs. Illinois State (2/9/18)

BLOCKS

2, 2x, last at Loyola (2/22/19)

FIELD GOALS MADE

7 at Evansville (3/9/19)

FG ATTEMPTED

11, 3x last vs. UNI (3/15/19)

3-POINT FIELD GOALS

3 vs. UNI (3/15/19)

3-PT FG ATT.

5, 2x last vs. UNI (3/15/19)

FREE THROWS MADE

7 vs. Missouri State (1/26/18)

FT ATTEMPTED

9 vs. Missouri State (1/26/18)

MINUTES PLAYED

43 vs. IUPUI (12/21/18)

MISCELLANEOUS

Double-Figure Points 9

Led Team in Scoring 2

Led Team in Assists 32

Led Team in Rebounds 4

2017-18 SEASON

OPPONENT	FG-A	3FG-A	FT-A	OFF	DEF	TREB	PF	A	TO	BLK	S	PTS	MIN
UT MARTIN	1-2	0-0	4-4	0	3	3	1	5	6	0	0	6	22
at UAB	1-2	1-1	0-0	0	3	3	5	3	2	0	0	3	17
at Memphis*	0-4	0-2	4-4	0	5	5	0	4	5	1	1	4	28
at SEMO*	2-4	0-0	1-3	1	3	4	2	4	3	0	1	5	30
SIUE*	0-0	0-0	0-0	0	1	1	1	3	2	0	2	0	21
at Morehead St.*	1-2	1-1	3-4	1	4	5	3	5	5	0	0	6	21
at Marshall	0-2	0-0	0-0	1	2	3	3	1	3	0	0	0	17
MARTIN METHOD.	3-3	0-0	0-0	0	2	2	0	1	3	0	0	6	20
WKU	1-4	0-0	0-0	0	1	1	3	4	2	0	4	2	17
vs Albany (NY)	1-2	0-1	0-0	0	2	2	4	2	0	0	1	2	17
vs Miami (FL)	0-2	0-0	0-0	0	1	1	2	2	4	0	0	0	13
at Evansville	1-3	1-2	0-0	0	1	1	1	1	1	1	0	3	15
at Indiana State	1-1	0-0	0-0	0	4	4	1	2	3	0	0	2	17
UNI	2-9	0-4	1-2	0	2	2	1	2	1	0	1	5	17
DRAKE	2-5	1-2	0-0	0	3	3	4	3	6	0	2	5	22
at Bradley	0-6	0-3	0-0	1	1	2	1	8	1	0	0	0	27
at Illinois State	0-2	0-1	0-0	0	0	0	2	1	0	0	2	0	18
LOYOLA	0-1	0-0	0-0	1	0	1	2	3	0	0	0	0	14
VALPARAISO	1-3	0-0	0-0	0	0	0	2	3	1	0	2	2	15
MISSOURI STATE	4-5	0-0	7-9	0	1	1	2	5	2	0	0	15	23
at Drake	1-4	0-0	0-0	0	1	1	3	0	0	0	0	2	21
at Northern Iowa*	1-2	0-1	0-0	0	1	1	4	3	0	0	1	2	18
ILLINOIS STATE*	2-4	0-0	0-0	0	0	0	2	0	3	0	6	4	28
BRADLEY	0-4	0-1	1-2	0	2	2	2	4	1	0	0	1	24
at Valparaiso*	3-3	0-0	1-2	0	3	3	2	7	2	1	1	7	36
at Loyola*	1-3	0-0	1-1	1	1	2	4	1	3	0	2	3	26
at Missouri State*	1-4	1-2	2-2	0	3	3	2	4	1	0	1	5	19
INDIANA STATE*	0-1	0-0	0-0	0	2	2	0	2	3	0	0	0	16
EVANSVILLE *	4-5	2-3	0-0	0	4	4	2	1	0	0	2	10	20
vs Indiana State*	2-4	0-0	1-2	0	3	3	1	5	3	0	3	5	22
vs Drake*	4-9	0-1	0-0	0	3	3	2	2	2	0	0	8	29

2016-17 SEASON

OPPONENT	FG-A	3FG-A	FT-A	OFF	DEF	TREB	PF	A	TO	BLK	S	PTS	MIN
at Oklahoma	0-1	0-0	0-2	0	0	0	1	0	1	0	1	0	7
MURRAY STATE	0-0	0-0	0-0	0	0	0	0	1	1	0	0	0	4
at SIUE	0-2	0-2	0-0	0	3	3	0	1	1	0	1	0	7
BRESCIA	2-5	0-0	4-5	1	4	5	1	4	1	0	0	8	20
at UT Martin	2-3	0-1	0-0	0	3	3	4	0	0	0	1	4	8
UAB	0-0	0-0	0-0	0	0	0	1	0	1	0	0	0	5
SEMO*	0-2	0-1	0-0	0	1	1	1	0	2	0	1	0	16
MEMPHIS	0-1	0-1	0-0	0	0	0	1	0	2	0	0	0	3
at UMKC	1-3	0-0	2-2	0	2	2	2	3	2	0	0	4	16
vs South Dakota	1-1	0-0	0-0	0	1	1	4	0	1	0	0	2	7
LOYOLA CHICAGO	0-0	0-0	0-0	0	1	1	1	0	0	0	0	0	4
INDIANA STATE	0-1	0-0	0-0	0	0	0	2	0	1	1	0	0	7
at Northern Iowa	0-1	0-0	1-2	0	1	1	1	0	1	0	0	1	4
at Drake	0-2	0-2	2-2	0	2	2	0	2	0	0	1	2	12
WICHITA STATE	0-1	0-0	0-0	0	0	0	1	1	0	0	0	0	4
MISSOURI STATE	0-0	0-0	0-0	0	0	0	1	2	0	0	0	0	3
at Evansville	2-4	0-1	0-0	1	2	3	2	2	4	0	0	4	26
at Bradley	0-0	0-0	0-0	0	0	0	0	2	0	0	0	0	1
DRAKE	0-0	0-0	0-0	0	0	0	0	0	1	0	0	0	3
NORTHERN IOWA	0-2	0-1	0-0	0	0	0	0	0	0	0	0	0	2
at Missouri State	0-0	0-0	0-0	0	0	0	0	0	1	0	0	0	1
EVANSVILLE	1-1	0-0	0-0	0	1	1	3	0	2	0	1	2	14
ILLINOIS STATE	0-0	0-0	0-0	0	0	0	0	0	1	0	0	0	2
at Indiana State	0-1	0-0	2-2	0	2	2	0	0	1	0	0	2	6
at Loyola	2-4	0-2	0-0	0	0	0	0	1	0	0	2	4	15
vs Wichita State	0-0	0-0	0-0	0	0	0	0	0	0	0	0	0	1
vs Milwaukee	0-2	0-0	0-0	0	1	1	1	1	0	0	0	0	6

2018-19 SEASON

OPPONENT	FG-A	3FG-A	FT-A	OFF	DEF	TREB	PF	A	TO	BLK	S	PTS	MIN
at UT Martin*	0-1	0-0	4-8	0	5	5	5	7	2	2	0	4	29
SEMO*	3-8	0-0	2-4	2	2	4	3	4	1	1	2	8	36
MARSHALL*	2-5	1-2	5-8	2	1	3	2	4	2	0	3	10	33
at WKU*	3-4	1-1	3-6	2	2	4	5	7	2	0	2	10	30
vs Hartford*	0-1	0-1	0-0	0	2	2	3	6	3	0	1	0	33
vs Arizona State*	0-5	0-0	0-0	0	5	5	4	2	3	0	1	0	25
at Saint Louis*	1-3	0-0	0-4	1	2	3	4	5	0	0	2	2	38
No. Illinois*	0-3	0-1	1-2	1	1	2	4	11	0	0	3	1	33
East. Illinois*	3-3	1-1	1-2	0	3	3	2	5	3	0	3	8	32
at Murray State*	0-3	0-1	2-2	0	2	2	3	8	1	0	4	2	29
IUPUI*	5-11	2-4	0-0	2	3	5	2	4	3	0	5	12	43
EVANSVILLE*	3-8	1-4	0-0	3	1	4	4	3	0	0	3	7	25
INDIANA STATE*	0-3	0-1	0-0	0	2	2	5	2	0	0	3	0	26
at Missouri State*	1-3	1-1	0-0	1	2	3	4	5	0	0	1	3	28
at Illinois State*	3-5	2-3	0-0	0	2	2	4	1	2	0	1	8	23
at Bradley*	2-7	0-3	1-1	1	1	2	3	5	7	0	1	5	40
VALPARAISO*	5-8	1-1	0-0	0	7	7	1	9	3	0	3	11	36
LOYOLA*	2-8	1-4	3-4	1	5	6	1	9	1	0	0	8	36
at Northern Iowa*	1-9	0-2	1-2	3	4	7	5	3	4	0	0	3	35
at Drake*	3-5	0-1	1-4	1	0	1	0	6	4	0	1	7	35
MISSOURI STATE*	1-6	0-2	3-4	2	6	8	2	4	4	0	1	5	40
BRADLEY*	4-9	2-5	1-6	2	5	7	5	0	4	0	2	11	34
ILLINOIS STATE*	2-2	1-1	0-0	0	1	1	4	3	4	0	0	5	31
at Loyola*	1-4	1-2	0-0	3	4	7	2	8	4	2	1	3	38
at Valparaiso*	1-3	0-0	1-2	1	2	3	2	8	5	0	3	3	33
DRAKE*	1-5	1-5	0-0	0	3	3	2	6	3	0	0	3	37
NORTHERN IOWA*	3-8	1-3	2-2	1	2	3	5	4	1	0	2	9	37
at Indiana State*	0-3	0-2	0-0	0	3	3	5	8	1	0	2	0	31
at Evansville*	7-11	2-4	3-4	1	1	2	2	1	1	1	1	19	27
vs Northern Iowa*	5-11	3-5	2-2	3	4	7	3	2	3	0	1	15	35

CAREER STATS

Season	GP-GS	Min/Avg	Total		3-Ptr		F-Throws		Rebounds				PF	FO	A	TO	Blk	Stl	Pts	Avg
			FG-FGA	Pct	FG-FGA	Pct	FT-FTA	Pct	Off	Def	Tot	Avg								
2016-17	27-1	204/7.6	11-37	.297	0-11	.000	11-15	.733	2	24	26	1.0	27	0	18	26	1	8	33	1.2
2017-18	31-13	650/21.0	40-105	.381	7-25	.280	26-35	.743	6	62	68	2.2	64	1	91	68	3	32	113	3.6
2018-19	30-30	988/32.9	62-165	.376	22-60	.367	36-67	.537	33	83	116	3.9	96	7	150	71	6	52	182	6.1
Total	88-44	1842/20.9	113-307	.368	29-96	.302	73-117	.624	41	169	210	2.4	187	8	259	165	10	92	328	3.7

12 MAKENZIE SILVEY

5-11 // JR. // GUARD // GLEN CARBON, ILL. // EDWARDSVILLE H.S.

2018-19 (SOPHOMORE SEASON)

ALL-MVC HONORABLE MENTION

MVC SCHOLAR-ATHLETE SECOND TEAM

Started all 30 games for SIU ... Averaged 14.4 points, 4.0 rebounds, 2.3 assists and 1.6 steals in 33.2 minutes per game ... Scored in double figures in 27 games, including five games with 20-plus points and an active streak of 10-straight games in double figures ... Finished the season ranked in the top-15 of the MVC in five statistical categories, including second in three-pointers per game (2.3), fifth in minutes played per game (33.2), eighth in steals per game (1.6), ninth in scoring (14.4) and tied for 14th in assists per game (2.3) ... Statistically had one of the best seasons for a sophomore in school history - ranks top-five among sophomores for points scored (3rd, 432), scoring average (5th, 14.4), three-pointers made (2nd, 68) and steals (4th, 49) ... Her 14.4 points per game ranked third amongst sophomores in the Missouri Valley Conference and ranked 38th nationally amongst second years ... Poured in a career-high 29 points on 11-of-23 shooting in SIU's season opener at UT Martin, which including a career-best six three-pointers and five assists ... Her 29 points were the most scored by a Saluki since 2016 and is tied for the fourth-most points by an underclassmen in a game in program history ... Averaged 19.0 points, 6.5 rebounds and 3.0 assists en route to being named Tournament MVP of the inaugural Compass Challenge.

2017-18 (FRESHMAN SEASON)

MVC ALL-FRESHMEN TEAM

MVC NEWCOMER OF THE WEEK

Appeared in 31 games, including 28 starts ... Averaged 10.4 points, 2.9 rebounds and 2.1 assists in 28.1 minutes per game ... Reached double figures in 17 games, the sixth-most in a freshman season in program history ... Became just the 12th Saluki since 1983 to score 10-plus points in her first collegiate game as she scored 15 points, the second-most in a debut in program history, in SIU's season-opening win over UT Martin (11/10) ... Followed with 10 points at UAB (11/13) to open her career with back-to-back double figure scoring outputs, becoming just the ninth Saluki to accomplish the feat ... Finished with 13 points, five assists and five steals against Drake (1/5), becoming the first Saluki since Rishonda Napier in Feb. 15, 2015 to have at least 10 points/5 rebounds/5 assists ... Was named Newcomer of the Week after she averaged 17.5 points, 3.5 rebounds, 3.0 assists and 2.5 steals in a pair of MVC wins over Loyola and Valpo ... Her 52 three-pointers are the fifth-most in a freshman season in program history while her 323 points this season are the ninth-most in a freshman season in school history ... Scored a career-high 19 points and made a career-best five three-pointers in SIU's win over Valparaiso (1/21) ... Tied her career-high with six rebounds in Southern's win over Indiana State (3/1) ... Dished out a career-high six assists at Marshall (12/2) ... Played 30-plus minutes in 13 of SIU's 31 games, including a career-best 42 minutes in SIU's double overtime win over Valparaiso (2/16) ... Abby Brockmeyer and Silvey are the 11th and 12th different Salukis to earn inclusion on the MVC All-Freshman Team and it marks the first time in school history that Southern placed two on the All-Freshman Team.



HIGH SCHOOL

2016-17 Illinois Associated Press Class 3A First-Team All-State honoree...Three-time All-State honoree, which included All-State honorable mention honors following her sophomore and junior campaigns...IBCA Class 3A/4A first-team All-State...2017 Chicago Tribune All-State Second Team...2017 Edwardsville Advantage News Girls Basketball Player of the Year...Led Edwardsville to a 32-1 record during her senior season, with the Tigers lone loss coming against Geneva in the IHSA Class 4A state championship game...As a senior, averaged 15.8 points, 3.2 rebounds, 3.5 assists and made 72 three-pointers... Finished her career with 1,563 career points- second-most in Edwardsville H.S. history...Two-time Belleville News-Democrat first team all-area...Four-time Southwestern Conference Champion.



CAREER HIGHS

POINTS

29 at UT Martin (11/9/18)

REBOUNDS

7, 4x last at Evansville (3/9/19)

OFF. REBOUNDS

4 vs. Evansville (1/4/19)

DEF. REBOUNDS

6, 5x last at Evansville (3/9/19)

ASSISTS

8 vs. Illinois State (2/17/19)

STEALS

6 at Marshall (12/2/17)

BLOCKS

2, 2x, last vs. Drake (3/1/19)

FIELD GOALS MADE

11 at UT Martin (11/9/18)

FG ATTEMPTED

23 at UT Martin (11/9/18)

3-POINT FIELD GOALS

6 at UT Martin (11/9/18)

3-PT FG ATT.

15 at UT Martin (11/9/18)

FREE THROWS MADE

8 at Valparaiso (2/16/18)

FT ATTEMPTED

10 at Valparaiso (2/16/18)

MINUTES PLAYED

43 at Bradley (1/20/19)

MISCELLANEOUS

Double-Figure Points **43**

20-plus points **5**

Led Team in Scoring **17**

Led Team in Assists **8**

Led Team in Rebounds **1**

2017-18 SEASON

OPPONENT	FG-A	3FG-A	FT-A	OFF	DEF	TREB	PF	A	TO	BLK	S	PTS	MIN
UT MARTIN*	5-10	4-7	1-2	0	0	0	1	1	2	0	1	15	21
at UAB*	3-8	2-4	2-2	0	1	1	1	4	2	0	1	10	23
at Memphis*	3-7	1-5	0-0	1	4	5	1	2	2	0	2	7	25
at SEMO*	5-12	2-5	0-0	1	2	3	1	1	1	0	1	12	30
SIUE*	5-10	3-7	2-2	0	3	3	0	0	2	0	0	15	24
at Morehead St.*	5-14	1-6	3-3	1	1	2	3	1	0	0	0	14	28
at Marshall	2-7	0-3	0-0	0	2	2	0	6	2	0	0	4	14
MARTIN METHO.	3-8	0-2	2-4	1	4	5	2	1	0	0	0	8	25
WKU	3-7	1-4	2-2	1	0	1	2	1	1	0	0	9	28
vs Albany (NY)*	3-6	1-3	0-0	0	2	2	3	2	3	0	1	7	27
vs Miami (FL)*	2-10	0-5	0-0	1	4	5	1	0	2	0	0	4	32
at Evansville*	2-10	2-7	0-0	1	2	3	2	5	2	0	2	6	28
at Indiana State*	6-13	1-5	0-0	0	2	2	3	0	4	1	0	13	34
UNI*	7-11	3-4	0-0	0	0	0	2	0	1	0	0	17	33
DRAKE*	5-13	3-9	0-0	1	1	2	0	5	2	1	5	13	30
at Bradley*	6-12	1-4	0-0	1	2	3	2	2	0	0	1	13	29
at Illinois State*	1-10	0-1	1-2	2	3	5	2	2	1	0	2	3	26
LOYOLA*	6-12	4-6	0-0	0	1	1	1	3	2	0	2	16	29
VALPARAISO*	6-13	5-10	2-2	1	5	6	0	3	2	1	3	19	32
MISSOURI ST.*	4-16	1-6	0-0	3	2	5	1	0	2	0	0	9	32
at Drake*	4-10	3-9	0-0	0	0	0	5	3	0	0	0	11	30
at UNI*	1-5	0-2	0-0	0	3	3	3	2	1	0	2	2	30
ILLINOIS STATE*	2-10	0-3	0-0	2	3	5	2	1	2	0	0	4	24
BRADLEY*	6-10	3-5	0-0	1	3	4	2	2	0	0	0	15	30
at Valparaiso*	3-13	1-8	8-10	2	2	4	2	5	2	0	3	15	42
at Loyola*	3-12	0-4	0-0	1	2	3	0	3	0	0	4	6	27
at Missouri St.*	6-13	5-9	1-2	1	3	4	3	3	2	0	1	18	26
INDIANA STATE*	3-15	0-4	2-2	1	5	6	2	3	2	0	2	8	31
EVANSVILLE*	1-10	0-3	0-0	1	1	2	3	0	0	0	2	2	24
vs Indiana State*	4-10	2-3	1-2	0	0	0	3	4	3	0	0	11	24
vs Drake*	6-12	3-8	2-2	2	1	3	1	2	4	0	0	17	33

2018-19 SEASON

OPPONENT	FG-A	3FG-A	FT-A	OFF	DEF	TREB	PF	A	TO	BLK	S	PTS	MIN
at UT Martin*	11-23	6-15	1-1	1	1	2	1	5	6	0	1	29	37
SEMO*	6-18	3-9	2-2	2	2	4	2	2	2	0	3	17	35
MARSHALL*	4-13	2-8	2-2	1	3	4	3	1	2	0	1	12	35
at WKU*	5-19	1-7	0-0	3	1	4	0	3	3	0	2	11	32
vs Hartford*	4-7	3-6	0-0	1	6	7	2	1	4	0	0	11	26
vs Arizona State*	2-14	2-5	2-2	1	0	1	4	0	2	0	0	8	20
at Saint Louis*	5-12	2-4	1-2	2	2	4	4	1	4	0	2	13	32
NIU*	8-18	4-12	3-5	2	4	6	1	3	2	0	0	23	29
EIU*	5-14	3-8	2-2	1	6	7	2	3	4	0	2	15	29
at Murray State*	8-13	3-6	4-4	0	6	6	2	3	5	0	0	23	34
IUPUI*	3-13	0-3	0-0	0	2	2	4	2	3	0	1	6	38
EVANSVILLE*	7-15	3-9	0-0	4	2	6	0	3	3	0	1	17	34
INDIANA STATE*	4-11	2-5	0-0	1	2	3	4	5	2	0	5	10	35
at Missouri State*	4-11	2-8	0-0	1	6	7	3	0	4	0	2	10	27
at Illinois State*	6-15	1-6	0-0	0	1	1	0	1	1	0	3	13	38
at Bradley*	5-21	2-11	2-2	2	4	6	2	2	1	1	3	14	43
VALPARAISO*	7-13	3-7	4-4	1	5	6	3	1	2	1	2	21	31
LOYOLA*	5-12	1-4	1-2	1	4	5	0	4	0	0	1	12	32
at Northern Iowa*	6-13	1-3	7-7	0	2	2	1	1	4	0	2	20	35
at Drake*	2-13	2-8	0-0	0	1	1	2	5	5	0	4	6	35
MISSOURI STATE*	6-15	3-8	0-0	0	4	4	5	4	2	0	2	15	32
BRADLEY*	4-10	2-5	4-4	1	2	3	1	1	3	0	2	14	32
ILLINOIS STATE*	5-9	4-6	0-0	1	3	4	0	8	2	0	1	14	35
at Loyola*	5-17	2-10	0-0	0	3	3	0	1	2	1	3	12	32
at Valparaiso*	6-12	3-8	1-2	1	3	4	2	1	3	2	0	16	33
DRAKE*	5-13	2-8	3-4	0	0	0	4	1	1	2	1	15	37
NORTHERN IOWA*	6-11	1-5	2-2	0	1	1	1	1	2	0	0	15	37
at Indiana State*	4-9	1-6	2-2	1	2	3	3	3	2	0	0	11	31
at Evansville*	5-13	2-5	1-2	1	6	7	2	1	2	0	3	13	30
vs Northern Iowa*	7-13	2-5	0-1	0	6	6	1	1	0	0	2	16	39
Totals	160-410	68-210	44-52	29	90	119	59	68	78	7	49	432	995



CAREER STATS

Season	GP-GS	Min/Avg	FG-FGA	Pct	FG-FGA	Pct	FT-FTA	Pct	Off	Def	Tot	Avg	PF	FO	A	TO	Blk	Stl	Pts	Avg
2017-18	31-28	871/28.1	121-329	.368	52-161	.323	29-37	.784	26	64	90	2.9	54	1	67	49	3	35	323	10.4
2018-19	30-30	995/33.2	160-410	.390	68-210	.324	44-52	.846	29	90	119	4.0	59	1	68	78	7	49	432	14.4
Total	61-58	1866/30.6	281-739	.380	120-371	.323	73-89	.820	55	154	209	3.4	113	2	135	127	10	84	755	12.4

15 CAITLYN CLAUSSEN

6-0 // SR. // GUARD/FORWARD // MANHATTAN, KAN. // WAMEGO



2018-19 (JUNIOR SEASON)

Appeared in seven games ... Made her first appearance of the season in Southern's victory over Eastern Illinois (12/8) ... Scored her first basket of the season in SIU's win at Loyola (2/22) ... Grabbed her first rebound of the season and attempted a three at Drake (2/3).

2017-18 (SOPHOMORE SEASON)

Redshirted

2016-17 (FRESHMAN SEASON)

Appeared in 19 games...Averaged .8 points and .9 rebounds in 6.4 minutes off the bench...Scored in five of the 19 games she appeared in...Scored a career-high six points in the win over Brescia (Nov. 29)...Established eight other career-bests in the win over Brescia, including rebounds (7), offensive rebounds (3), defensive rebounds (4), steals (2), field goals attempted (6), free throws made (4), free throws attempted (4) and minutes played (23)...Recorded at least one assist in six games, including two assists on three occasions...Had one of her best games of the season at Wichita State (Feb. 12), as her two field goals helped SIU erase a 12-point fourth quarter deficit to pull out the win.

HIGH SCHOOL

2015-16 Kansas Basketball Coaches Association 4A Div. 1 Honorable Mention All State Selection...2015-16 Wichita Eagle Class 4A-1 Girls All State Basketball Team Honorable Mention...2015-16 Topeka Capital Journal Class 4A-1 All State Honorable Mention Girls Basketball Team...Two-time North Central Kansas League All-League selection, including a nod on the First-Team this past season... Garnered back-to-back selections on the Manhattan Mercury Flinthills All-Area team...All-League performer during a junior year in which she finished second on the team in scoring and rebounding while helping Wamego advance to the Kansas Class 4A title game... Was the shortstop on Wamego's softball team and was a three-time NCKL All-League First Team selection...Played AAU for the Ohlde Elite in Morganville, Kan.

PERSONAL

Daughter of Mark and Tara Claussen...Majoring in management.



CAREER HIGHS

POINTS 6 vs. Brescia (11/26/16)	FIELD GOALS MADE 2 at Wichita State (2/12/17)
REBOUNDS 7 vs. Brescia (11/26/16)	FG ATTEMPTED 6 vs. Brescia (11/26/16)
OFF. REBOUNDS 3 vs. Brescia (11/26/16)	3-POINT FIELD GOALS N/A
DEF. REBOUNDS 4 vs. Brescia (11/26/16)	3-PT FG ATTEMPTS 2 vs. South Dakota (12/20/16)
ASSISTS 2, 3x, last vs. Loyola (3/4/17)	FREE THROWS MADE 4 vs. Brescia (11/26/16)
STEALS 2 vs. Brescia (11/26/16)	FT ATTEMPTED 4 vs. Brescia (11/26/16)
BLOCKS N/A	MINUTES PLAYED 23 vs. Brescia (11/26/16)



2016-17 SEASON

OPPONENT	FG-A	3FG-A	FT-A	OFF	DEF	TREB	PF	A	TO	BLK	S	PTS	MIN
at Oklahoma	0-0	0-0	0-0	0	0	0	1	0	0	0	0	0	7
MURRAY STATE	0-0	0-0	0-0	0	0	0	1	0	0	0	0	0	1
BRESCIA	1-6	0-1	4-4	3	4	7	1	2	2	0	2	6	23
at UT Martin	0-0	0-0	0-0	0	0	0	0	0	2	0	0	0	1
UAB	0-1	0-0	0-0	0	1	1	0	0	0	0	0	0	2
at UMKC	0-2	0-1	0-0	0	0	0	0	0	1	0	0	0	5
vs South Dakota	0-2	0-2	0-0	0	1	1	0	1	1	0	0	0	7
LOYOLA CHICAGO	0-0	0-0	0-0	0	0	0	0	0	0	0	0	0	0
INDIANA STATE	0-1	0-0	0-0	0	2	2	2	1	1	0	0	0	5
at Northern Iowa	0-3	0-0	0-0	0	2	2	3	0	0	0	0	0	7
at Drake	0-4	0-1	0-0	1	1	2	1	0	1	0	0	0	9
MISSOURI STATE	1-2	0-0	0-0	1	0	1	0	0	1	0	0	2	2
NORTHERN IOWA	1-1	0-0	0-0	0	0	0	1	0	1	0	0	2	7
at Missouri State	0-0	0-0	0-0	1	0	1	1	1	1	0	1	0	7
at Wichita State	2-3	0-0	0-1	0	0	0	0	0	1	0	0	4	10
EVANSVILLE	1-1	0-0	0-0	1	0	1	0	2	0	0	0	2	7
BRADLEY	0-0	0-0	0-0	0	0	0	1	0	0	0	0	0	1
at Loyola	0-3	0-1	0-0	0	0	0	1	2	0	0	0	0	14
vs Milwaukee	0-0	0-0	0-0	0	0	0	0	0	0	0	0	0	7

2018-19 SEASON

OPPONENT	FG-A	3FG-A	FT-A	OFF	DEF	TREB	PF	A	TO	BLK	S	PTS	MIN
East. Illinois	0-0	0-0	0-0	0	0	0	0	0	0	0	0	0	2
EVANSVILLE	0-0	0-0	0-0	0	0	0	1	0	0	0	0	0	2
VALPARAISO	0-0	0-0	0-0	0	0	0	0	0	1	0	0	0	1
at Northern Iowa	0-0	0-0	0-0	0	0	0	0	0	0	0	0	0	0
at Drake	0-2	0-1	0-0	1	0	1	0	0	0	0	0	0	2
at Loyola	1-1	0-0	0-0	0	0	0	0	0	0	0	0	2	1
at Evansville	0-0	0-0	0-0	0	0	0	1	0	0	0	0	0	2

CAREER STATS

Season	GP-GS	Min/Avg	Total		3-Ptr		F-Throws		Rebounds				PF		A		Blk	Stl	Pts	Avg
			FG-FGA	Pct	FG-FGA	Pct	FT-FTA	Pct	Off	Def	Tot	Avg	PF	FO	TO					
2016-17	19-0	122/6.4	6-29	.207	0-6	.000	4-5	.800	7	11	18	0.9	13	0	9	12	0	3	16	0.8
2017-18	0-0	0/0.0	0-0	.000	0-0	.000	0-0	.000	0	0	0	0.0	0	0	0	0	0	0	0	0.0
2018-19	7-0	10/1.4	1-3	.333	0-1	.000	0-0	.000	1	0	1	0.1	2	0	0	1	0	0	2	0.3
Total	26-0	132/5.1	7-32	.219	0-7	.000	4-5	.800	8	11	19	0.7	15	0	9	13	0	3	18	0.7

21

PAYTON MCCALLISTER

5-10 // SO. // GUARD // COLUMBIA, MD. // ROCK BRIDGE



2018-19 (FRESHMAN SEASON)

Appeared in 28 games for SIU, which included seven starts ... Opened the season with 12 points, five rebounds and five assists at UT Martin (11/9) ... It marks the first-ever 10-5-5 stat line by a freshman in their debut in program history and the 13th Saluki since 1983 to score in double figures in their debut ... Reached double figures in five games, which included in three of her first five collegiate games ... Set a career-best with six rebounds against Marshall (11/17) ... Played 20-plus minutes in nine games, including 31 minutes at UT Martin (11/9) and vs. Marshall (11/17) ... Went 3-of-4 from three-point range at Drake (2/3) ... Went a perfect 4-for-4 from the free throw line in SIU's win over Loyola (1/27).

HIGH SCHOOL

Ranked a three-star recruit by ESPN, which also ranked her as the 86th-best point guard in the Class of 2018 ... Won a state title as a freshman at Rock Bridge ... One of 12 girls from Missouri nominated for the McDonald's All-American Game ... As a junior, averaged 12.2 points, 4.5 rebounds, 2.6 steals, 2.6 assists per game and shot 35% from three-point range to lead the Bruins to a third-place finish at the state tournament ... A decorated forward on Rock Bridge's soccer team, she earned All-District, All-Region and All-State Second Team honors during her junior and senior seasons ... Member of the National Honor Society.

PERSONAL

Has three siblings...Has yet to decide a major but is leaning towards engineering.



CAREER HIGHS

POINTS 15 vs. WKU (11/20/18)	3-POINT FIELD GOALS 3, 2x last at Drake (2/3/19)
REBOUNDS 6 vs. Marshall (11/17/18)	3-PT FG ATTEMPTED 9 at UT Martin (11/9/18)
OFF. REBOUNDS 3, 2x last vs. Missouri St. (2/8/19)	FREE THROWS MADE 4 vs. Loyola (1/27/19)
DEF. REBOUNDS 4 at UT Martin (11/9/18)	FT ATTEMPTED 4 vs. Loyola (1/27/19)
ASSISTS 5, 2x last vs. Hartford (11/23/18)	MINUTES PLAYED 31, 2x last vs. Marshall (11/17/18)
STEALS 2, 3x last vs. E. Illinois (12/8/18)	MISCELLANEOUS
BLOCKS 1, 2x last vs. Valparaiso (1/25/19)	Double-Figure Points 5
FIELD GOALS MADE 6 vs. WKU (11/20/18)	Led Team in Scoring 1
FG ATTEMPTED 17 vs. WKU (11/20/18)	

2018-19 SEASON

OPPONENT	FG-A	3FG-A	FT-A	OFF	DEF	TREB	PF	A	TO	BLK	S	PTS	MIN
at UT Martin*	4-13	2-9	2-3	1	4	5	2	5	3	0	2	12	31
SEMO *	0-4	0-2	2-2	0	3	3	3	3	2	1	1	2	29
MARSHALL*	2-8	0-0	0-0	3	3	6	3	2	1	0	2	4	31
at WKU*	6-17	1-5	2-2	1	1	2	3	1	2	0	0	15	28
vs Hartford*	3-6	3-5	2-2	1	2	3	1	5	3	0	0	11	20
vs Arizona State*	1-3	1-1	0-0	0	0	0	1	1	2	0	0	3	23
at Saint Louis*	0-5	0-2	0-0	1	0	1	1	0	0	0	0	0	23
No. Illinois	1-1	1-1	0-0	0	0	0	0	0	0	0	0	3	6
East. Illinois	0-4	0-4	1-2	1	2	3	2	2	3	0	2	1	21
at Murray State	1-4	0-3	0-0	1	1	2	0	0	1	0	1	2	8
IUPUI	0-1	0-0	0-0	0	0	0	0	0	0	0	0	0	1
EVANSVILLE	0-1	0-1	0-0	0	0	0	0	1	0	0	1	0	4
INDIANA STATE	0-1	0-0	1-2	1	1	2	0	0	0	0	0	1	5
at Missouri State	0-2	0-1	1-2	1	0	1	2	1	0	0	0	1	13
at Bradley	0-0	0-0	0-0	0	0	0	1	0	1	0	0	0	2
VALPARAISO	0-0	0-0	0-0	0	0	0	1	2	0	1	0	0	3
Loyola	2-5	2-3	4-4	2	1	3	3	1	0	0	0	10	14
at Northern Iowa	1-4	0-2	0-0	0	1	1	3	1	1	0	0	2	13
at Drake	4-9	3-4	1-2	2	0	2	2	2	1	0	1	12	17
MISSOURI STATE	2-8	1-3	0-0	3	1	4	2	3	1	0	0	5	20
BRADLEY	0-0	0-0	0-0	0	1	1	0	0	0	0	0	0	2
ILLINOIS STATE	2-3	2-3	1-2	0	2	2	0	1	0	0	1	7	11
at Loyola	2-3	1-2	0-0	1	2	3	1	2	2	0	0	5	14
at Valparaiso	0-1	0-0	0-0	1	1	2	1	1	1	0	0	0	9
Drake	0-2	0-2	0-0	0	0	0	0	0	0	0	0	0	3
NORTHERN IOWA	1-2	0-0	0-0	1	0	1	0	0	0	0	0	2	2
at Indiana State	1-1	1-1	0-0	0	0	0	0	1	1	0	0	3	4
at Evansville	1-1	0-0	0-0	1	0	1	2	1	0	0	0	2	4



CAREER STATS

Season	GP-GS	Min/Avg	Total		3-Ptr		F-Throws		Rebounds				PF	FO	A	TO	Blk	Stl	Pts	Avg
			FG-FGA	Pct	FG-FGA	Pct	FT-FTA	Pct	Off	Def	Tot	Avg								
2018-19	28-7	361/12.9	34-109	.312	18-54	.333	17-23	.739	22	26	48	1.7	34	0	36	27	2	11	103	3.7
Total	28-7	361/12.9	34-109	.312	18-54	.333	17-23	.739	22	26	48	1.7	34	0	36	27	2	11	103	3.7

23 KRISTEN NELSON

5-9 // SR. // GUARD // FARMINGTON HILLS, MICH. // HARRISON

2018-19 (JUNIOR SEASON)

MVC PLAYER OF THE WEEK (DEC. 17)

Appeared in all 30 games for SIU, which included 16 starts ... Averaged 8.1 points, 2.2 assists, 1.8 rebounds and 1.2 steals in 25.5 minutes per game ... Finished second on the team in three-point field goal percentage (35.8%) ... Scored in double figures in 10 games, which included a streak of five-straight games in which she reached double figures ... Averaged 15.5 points on 57.9% (11-of-19) shooting, including 57.1% (8-of-14) from three-point range during SIU's two wins in the Compass Challenge to earn All-Tournament Team honors ... Shot 57.1% from three-point range in SIU's wins over NIU/EIU, including 6-of-8 (75%) from downtown in Southern's victory over Northern Illinois (12/7) ... Of the 35 times in which a Saluki has made at least six three-pointers in a single game, Nelson's eight attempts to net that many are tied for the fewest needed in program history ... Her 75% shooting percentage was tied for the third-best in school history for a player that made at least six threes ... Shot 80% (8-of-10) from the field in SIU's win over Murray State (12/18), including a perfect 4-of-4 from three-point range ... Her 4-for-4 shooting from behind the arc in the win over Murray State was the best by a Saluki since Dec. 28, 2009 ... Was named the Missouri Valley Conference Player of the Week for the week of Dec. 17 after she averaged 19 points on 66.7% shooting from the floor, including a perfect 7-for-7 from behind the arc, to go along with 2.5 assists, 2.5 steals and 1.5 rebounds ... Poured in a career-high 24 points on a blistering 80% (8-of-10) from the field in Southern's win over Murray State (12/18).

2017-18 (SOPHOMORE SEASON)

Appeared in all 31 games, including 18 starts ... Averaged 5.9 points, 2.6 assists and 1.7 rebounds in 21.8 minutes per game ... Scored in double-figures in five games this season, including back-to-back with double-digit scoring outputs against Miami (12/20) and at Evansville (12/29) ... Scored a career-high 14 points on 5-of-11 shooting against Miami (12/20) ... Snagged a career-best six rebounds at UAB (11/13) ... Set career-highs in assists (8) and steals (4) in SIU's season-opening win over UT Martin (11/10) ... Recorded 3-plus assists in 15 games and dished out at least one assist in 28 of SIU's 31 games.

2016-17 (FRESHMAN SEASON)

Appeared in all 31 games for SIU, including six starts... Averaged 4.0 points and 1.5 assists in 14.4 minutes...Made her first collegiate start at UMKC (Dec. 19)...Finished third on the team in field goal percentage (51.9%)...Led the team with a 51.5% three-point field goal percentage...Had a streak of eight-straight made three-pointers from Dec. 9- Jan. 6...Scored a career-high 13 points in the win over Brescia (Nov. 29)...Scored at least one point in 24 of SIU's 31 games... Played a career-high 24 minutes and tied a career-best with five assists in the win over Bradley (Jan. 27)...Later tied her career-best by playing 24 minutes in the win over Northern Iowa (Feb. 5)...Recorded at least one assist in 24 games, and dished out at least two helpers in 11 of SIU's 31 games...Tied her season-best with three steals at Illinois State (Feb. 24)... Grabbed a season-best four rebounds vs. Evansville (Feb. 17).



HIGH SCHOOL

Recipient of the Buller Award, given to the Top Athlete at Harrison High School...Detroit News All-North Team selection... Ranked fourth on Oakland County's Top-50 Players list... Harrison's all-time leader in assists and scored over 1,000 career points...Led Harrison in scoring, steals and assists in both her junior and senior seasons.

PERSONAL

Daughter of Shaun and Kim Nelson...Has two siblings, one brother and one sister...Management major.



CAREER HIGHS

POINTS	3-PT FG ATTEMPTED
24 at Murray State (12/18/18)	8 vs. Northern Illinois (12/8/18)
REBOUNDS	FREE THROWS MADE
6 at UAB (11/13/17)	6 at Morehead State (11/30/17)
OFF. REBOUNDS	FT ATTEMPTED
3 vs. Illinois State (2/17/19)	8, 2x, last vs. Drake (3/1/19)
DEF. REBOUNDS	MINUTES PLAYED
5, 2x, last at Evansville (3/9/19)	37 vs. Indiana State (1/6/19)
ASSISTS	MISCELLANEOUS
8 vs. UT Martin (11/10/17)	Double-Figure Points 16
STEALS	20-plus points 1
4, 3x, last at Murray St. (12/18/18)	Led Team in Scoring 3
BLOCKS	Led Team in Assists 19
3, 2x last vs. Evansville (1/4/19)	
FIELD GOALS MADE	
8 at Murray St. (12/18/18)	
FIELD GOALS ATTEMPTED	
12 vs. Indiana State (1/6/19)	
3-POINT FIELD GOALS	
6 vs. Northern Illinois (12/8/18)	

2017-18 SEASON

OPPONENT	FG-A	3FG-A	FT-A	OFF	DEF	TREB	PF	A	TO	BLK	S	PTS	MIN
UT MARTIN*	2-3	0-0	0-0	0	3	3	1	8	3	0	4	4	26
at UAB*	0-2	0-0	1-2	1	5	6	1	2	5	0	0	1	28
at Memphis	1-3	1-2	4-4	0	0	0	1	4	1	0	2	7	16
at SEMO	2-3	1-2	1-4	0	1	1	2	0	4	1	0	6	19
SIUE	0-2	0-0	1-2	0	4	4	2	3	6	3	2	1	23
at Morehead St.	3-4	2-2	6-6	1	2	3	3	2	3	1	0	14	22
at Marshall*	3-9	1-2	2-2	2	1	3	2	3	4	1	1	9	24
Martin Methodist*	1-2	0-0	3-4	0	2	2	0	4	0	0	1	5	21
WKU*	0-6	0-4	0-0	0	3	3	1	3	1	0	0	0	24
vs Albany (NY)*	1-8	0-5	2-2	0	3	3	1	4	4	0	0	4	28
vs Miami (FL)*	5-11	1-4	3-4	0	0	0	2	2	7	0	2	14	29
at Evansville*	4-10	2-6	3-3	0	2	2	2	1	0	1	1	13	25
at Indiana State*	3-5	0-0	0-0	0	0	0	3	4	6	2	0	6	24
NORTHERN IOWA*	3-9	1-3	1-1	0	1	1	3	3	3	1	1	8	28
DRAKE*	1-6	0-3	4-4	0	2	2	4	0	5	1	2	6	17
at Bradley*	2-5	0-0	0-0	0	0	0	3	1	1	0	0	4	13
at Illinois State*	2-7	1-2	2-2	0	2	2	2	3	1	1	1	7	26
LOYOLA*	3-5	1-3	0-0	0	1	1	2	3	4	1	1	7	26
VALPARAISO*	4-8	1-5	1-2	0	0	0	3	2	1	0	2	10	25
MISSOURI STATE*	1-6	0-2	1-4	0	1	1	1	4	2	0	0	3	22
at Drake*	3-4	3-4	1-2	0	1	1	4	5	5	0	2	10	20
at Northern Iowa	2-4	1-1	2-4	2	1	3	2	4	3	1	2	7	23
ILLINOIS STATE	3-8	2-3	0-0	1	1	2	1	2	1	0	0	8	23
BRADLEY*	2-2	0-0	2-4	1	1	2	4	2	2	0	0	2	17
at Valparaiso	0-5	1-4	0-0	0	0	0	3	1	1	1	0	5	14
at Loyola	1-2	0-0	2-2	1	1	2	2	1	2	1	1	4	17
at Missouri State	2-7	1-3	0-0	0	1	1	1	2	0	0	0	5	20
INDIANA STATE	2-5	0-0	0-0	0	1	1	3	2	1	1	2	4	26
EVANSVILLE	2-4	0-1	0-2	1	1	2	2	3	0	0	0	4	20
vs Indiana State	1-4	0-1	1-4	0	2	2	1	2	4	0	1	3	18
vs Drake	1-3	0-1	0-0	0	1	1	2	0	2	1	2	2	11

2016-17 SEASON

OPPONENT	FG-A	3FG-A	FT-A	OFF	DEF	TREB	PF	A	TO	BLK	S	PTS	MIN
at Oklahoma	0-1	0-0	0-0	1	2	3	2	1	2	0	0	0	13
MURRAY STATE	0-0	0-0	0-0	0	0	0	1	0	0	0	0	0	4
at Purdue	1-1	0-0	2-2	0	1	1	0	1	0	0	0	4	5
at SIUE	0-1	0-1	0-0	0	1	1	1	2	2	0	0	0	5
BRESCIA	4-6	1-2	4-4	1	2	3	3	5	0	0	3	13	23
at UT Martin	0-1	0-0	0-0	1	0	1	1	1	0	0	0	0	5
UAB	2-3	0-0	1-2	1	0	1	2	0	0	0	0	5	12
SEMO	0-0	0-0	0-0	0	1	1	1	1	1	0	0	0	7
MEMPHIS	1-1	1-1	0-0	0	0	0	1	1	1	0	0	3	8
at UMKC*	3-3	3-3	0-0	1	0	1	0	2	1	0	0	9	15
vs South Dakota	2-2	1-1	0-0	0	2	2	2	2	1	0	0	5	22
LOYOLA CHICAGO	0-1	0-0	0-0	1	0	1	1	1	1	0	0	0	10
INDIANA STATE	2-5	2-2	0-0	0	1	1	1	0	2	1	6	9	9
at Northern Iowa	1-2	0-1	2-2	0	3	3	1	0	1	1	1	4	18
at Drake	2-2	1-1	0-0	0	0	0	1	0	1	1	1	5	13
WICHITA STATE	2-4	0-1	3-4	0	1	1	0	0	0	0	1	7	12
MISSOURI STATE	2-2	2-2	2-2	0	2	2	1	0	4	0	0	8	10
at Evansville*	2-4	2-3	0-0	1	0	1	0	1	0	0	0	6	13
at Bradley	3-5	1-1	0-1	1	2	3	3	5	2	1	1	7	24
at Illinois State	0-2	0-1	0-0	0	0	0	3	1	2	0	1	0	22
DRAKE	3-5	2-3	0-0	0	2	2	0	3	1	2	2	8	22
NORTHERN IOWA*	1-1	0-0	0-0	0	3	3	4	1	3	0	0	2	24
at Missouri State*	2-4	0-1	3-3	0	1	1	2	3	1	0	0	7	23
at Wichita State*	1-1	0-0	0-0	0	1	2	1	2	0	1	2	10	10
EVANSVILLE*	0-5	0-2	1-2	0	4	4	3	1	0	1	0	1	19
ILLINOIS STATE	1-4	0-1	3-4	1	2	3	2	1	2	0	3	5	20
BRADLEY	1-4	0-3	0-0	0	0	0	3	0	0	0	0	2	15
at Indiana State	1-4	0-0	0-0	0	0	0	3	3	2	0	1	2	21
at Loyola	3-3	1-1	1-1	0	1	1	2	4	2	0	1	8	18
vs Wichita State	0-1	0-1	0-0	0	1	1	1	2	1	0	1	0	7
vs Milwaukee	2-3	0-1	1-2	1	0	1	1	2	0	0	0	5	16

2018-19 SEASON

OPPONENT	FG-A	3FG-A	FT-A	OFF	DEF	TREB	PF	A	TO	BLK	S	PTS	MIN
at UT Martin	2-2	1-1	2-2	1	1	2	2	1	0	0	1	7	12
SEMO	1-6	0-2	1-1	0	0	0	3	0	2	0	0	3	14
MARSHALL	0-4	0-1	0-0	1	1	2	2	1	2	1	1	0	9
at WKU	0-6	0-2	3-3	0	0	0	2	1	4	1	1	3	17
vs Hartford	0-5	0-2	2-2	0	2	2	2	2	2	0	1	2	20
vs Arizona State	1-6	0-0	1-2	0	0	0	2	2	2	0	1	3	21
at Saint Louis	5-9	2-5	0-0	1	4	5	3	4	0	0	1	12	22
No. Illinois*	6-10	6-8	0-0	0	4	4	3	2	2	1	1	18	36
East. Illinois*	5-9	2-6	1-1	0	0	0	3	3	1	0	4	13	28
at Murray State*	8-10	4-4	4-5	0	1	1	2	1	1	0	4	24	35
IUPUI*	4-8	3-3	3-3	0	2	2	1	4	0	0	1	14	33
EVANSVILLE*	3-7	0-3	0-0	0	2	2	1	3	1	3	1	6	33
INDIANA STATE*	5-12	1-7	2-3	0	1	1	3	4	4	0	1	13	37
at Missouri State*	3-7	1-4	0-0	1	3	4	4	3	3	0	0	7	34
at Illinois State*	2-9	0-4	0-0	1	1	2	3	4	1	1	0	4	31
at Bradley*	2-11	1-5	0-0	2	2	4	4	2	2	1	2	5	34
VALPARAISO	7-8	3-3	0-4	0	1	1	2	3	1	0	1	17	27
Loyola*	1-6	0-4	3-4	0	1	1	2	1	1	0	2	5	26
at Northern Iowa*	3-4	2-2	0-2	0	0	0	5	2	2	0	3	8	27
at Drake*	4-10	1-7	0-0	1	0	1	2	2	1	1	2	9	23
MISSOURI STATE*	2-3	1-2	2-2	0	2	2	3	0	3	0	1	7	23
BRADLEY	1-5	0-1	1-4	0	0	0	5	2	2	0	1	3	20
ILLINOIS STATE	5-11	1-5	2-2	3	0	3	4	0	1	2	0	13	25
at Loyola	2-3	2-2	0-0	0	0	0	3	3	2	0	1	6	13
at Valparaiso	3-7	3-5	0-0	0	2	2	4	2	1	0	0	9	21
Drake	2-7	1-5	5-8	0	1	1	2	4	1	0	0	10	29
NORTHERN IOWA	0-7	0-4	2-2	0	2	2	2	2	1	0	2	2	23
at Indiana State*	2-4	2-4	1-2	1	4	5	2	2	3	0	1	7	31
at Evansville*	4-6	2-3	0-0	0	5	5	2	3	1	0	1	10	30
vs Northern Iowa*	0-8	0-5	2-2	1	0	1	4	4	0	0	0	2	31

CAREER STATS

Season	GP-GS	Min/Avg	Total		3-Ptr		F-Throws		Rebounds				PF		FO		A TO Blk Stl		Pts	Avg
			FG-FGA	Pct	FG-FGA	Pct	FT-FTA	Pct	Off	Def	Tot	Avg	Off	Def	A	TO	Blk	Stl		
2016-17	31-6	445/14.4	42-81	.519	17-33	.515	23-29	.793	10	33	43	1.4	48	0	46	33	8	18	124	4.0
2017-18	31-18	675/21.8	60-162	.370	20-63	.317	43-64	.672	10	44	54	1.7	64	0	80	82	17	30	183	5.9
2018-19	30-16	765/25.5	83-210	.395	39-109	.358	37-54	.685	13	42	55	1.8	82	2	67	47	11	35	242	8.1
Total	92-40	1885/20.5	185-453	.408	76-205	.371	103-147	.701	33	119	152	1.7	194	2	193	162	36	83	549	6.0

25

ABBY BROCKMEYER

6-1 // JR. // FORWARD // RAYMOND, ILL. // LINCOLNWOOD

2018-19 (SOPHOMORE SEASON) MVC SCHOLAR-ATHLETE SECOND TEAM

Appeared in all 30 games with 25 starts for SIU ... averaged 10.3 points, 8.1 rebounds, 1.4 assists and 1.2 blocks in 28.0 minutes per game ... Scored in double figures in 14 games, including three games with 20-plus points ... Recorded nine double-doubles, including three-straight double-doubles to open the 2019 season ... First player in program history to open a season with three-straight double-doubles ... Ranked top-5 in the Missouri Valley Conference in three categories, including third in rebounds per game (8.1), second in offensive rebounds per game (2.8), and fourth in blocks per game (1.2) ... Finished with 10 points, 10 rebounds and a career-high five blocks in SIU's win over Marshall (Nov. 17), becoming the first Saluki since 2015 to post 10 pts/10 rebs/5 blks in a game ... Her five blocks were a season-high in the Missouri Valley Conference ... Her 243 rebounds this season are the third-most by a sophomore in program history while her 37 blocks are the fourth-most for a sophomore in school history ... Averaged 15.5 points and eight rebounds in SIU's wins over Northern and Eastern Illinois to earn a spot on the Compass Challenge All-Tournament Team ... Went 13-for-16 from the free throw line against UNI (3/3) ... Her 13 free throws made were the third-most in a game in program history and the most since Molly McDowell made a school record 17 freebies against Wichita State on Nov. 13, 2001 ... Her 16 free throws attempted were the second-most in a game in school history and the most since McDowell's 19 attempts in 2001.

2017-18 (FRESHMAN SEASON) MVC FRESHMAN OF THE YEAR MVC ALL-FRESHMEN TEAM MVC PLAYER OF THE WEEK 3X MVC NEWCOMER OF THE WEEK

Appeared in all 31 games, including 30 starts ... Averaged 10.2 points, 6.9 rebounds in 28.8 minutes per game ... Ranked in the top-25 of the Missouri Valley Conference in seven statistical categories including 21st in scoring, 3rd in rebounds per game, 2nd in field goal percentage, fifth in blocks and tied for fifth in offensive rebounds ... Led Valley freshmen in rebounds (6.9/game), blocks (1.2/game), field goal percentage (49.5%), offensive rebounds (2.4/game) and defensive rebounds (4.5/game) ... Also was fourth in the Valley amongst freshmen in scoring and minutes per game (28.8) ... Tied for 15th nationally among freshmen in rebounds per game and ranked 22nd amongst freshmen nationally in blocks per game ... Became just the third player in program history to earn back-to-back Newcomer of the Week honors, joining Stephany Neptune (2009-10) and Cartaesha Macklin (2011-12) as the only Salukis to have done so since the MVC began handing out the award during the 2003-04 season ... Scored a career-high 27 points on 11-of-14 shooting at Evansville (12/29) to tie Cartaesha Macklin's 2011 school record for points by a freshman in a single game ... Her 27 points against Evansville are the most points by a Saluki freshman in a Missouri Valley Conference game and marked just the 14th time in program history that a Saluki freshman has scored 20-plus points ... Became just the fifth player in conference history to earn both Player of the Week and Newcomer of the Week honors in the same week and the first to do so in program history after she averaged 21.5 points, 11.0 rebounds, 2.5 blocks and 2.0 steals to help SIU go 2-0 to start conference play ... She was the first freshman to earn both honors in the same week since Jan. 19, 2009, when Casey Garrison of Missouri State swept both awards ... Her five double-doubles are tied with Mary Berghuis for the



second-most in a freshman season in program history ... Her 213 rebounds are the fifth-most in a single-season by a freshman in program history while her 38 blocks are the second-most in a freshman season in school history.

HIGH SCHOOL

Three-time All-State honoree...2016-17 Illinois Associated Press Class 3A First-Team All-State honoree...Three different publications chose Brockmeyer as an All-State selection following a junior year in which she led the Litchfield Purple Panthers to the IHSA Class 2A regional quarterfinals...Averaged a double-double during her junior season, scoring 21.4 points per game and adding 12 rebounds to go along with 2.8 blocks and 2.4 steals per contest... Brockmeyer averaged a double-double in each of her four seasons at Litchfield...Earned Class 2A Second Team All-State honors following a sophomore campaign in which she averaged 16.8 ppg, 11.2 rpg, and 3.8 bpg and led her squad to the sectional finals...Also played golf and softball at Lincolnwood high school... Finished 13th at the IHSA State Golf meet as a senior...Played AAU for BlueStar St. Louis.

PERSONAL

Daughter of Korey and Dana Brockmeyer ... Has two brothers, Nick and Nate ... An accounting major.



CAREER HIGHS

POINTS

27 at Evansville (12/29/17)

REBOUNDS

14 at Evansville (12/29/17)

OFF. REBOUNDS

8 vs. Northern Iowa (3/3/19)

DEF. REBOUNDS

10 at Missouri State (1/13/19)

ASSISTS

5 vs. Hartford (11/17/18)

STEALS

3, 3x, last vs. SEMO (11/14/18)

BLOCKS

5 vs. Marshall (11/17/18)

FIELD GOALS MADE

11, 2x last vs. IUPUI (12/21/18)

FG ATTEMPTED

17 vs. IUPUI (12/21/18)

3-POINT FIELD GOALS

3 vs. Northern Illinois (12/8/18)

3-PT FG ATT.

6 vs. Northern Illinois (12/8/18)

FREE THROWS MADE

13 vs. Northern Iowa (3/3/19)

FT ATTEMPTED

16 vs. Northern Iowa (3/3/19)

MINUTES PLAYED

41 at Valparaiso (2/16/18)

MISCELLANEOUS

Double-Figure Points **30**

Double-Doubles **14**

Double-Digit Rebounds **17**

20-plus points **4**

Led Team in Scoring **9**

Led Team in Rebounding **33**

Led Team in Assists **1**

2017-18 SEASON

OPPONENT	FG-A	3FG-A	FT-A	OFF	DEF	TREB	PF	A	TO	BLK	S	PTS	MIN
UT MARTIN*	3-4	0-0	3-8	3	5	8	3	1	1	2	2	9	27
at UAB*	8-12	1-1	0-0	4	6	10	4	2	2	3	0	17	31
at Memphis*	5-9	1-3	3-5	2	8	10	2	1	2	1	1	14	34
at SEMO*	6-9	0-1	3-4	0	7	7	3	0	3	1	1	15	39
SIUE*	4-11	0-3	1-2	4	2	6	2	3	2	2	1	9	33
at Morehead St.*	3-6	1-2	1-2	3	1	4	3	1	1	0	0	8	26
at Marshall*	2-3	0-1	0-0	1	6	7	2	1	1	0	0	4	27
Martin Methodist*	2-4	0-1	5-11	3	4	7	2	1	2	2	0	9	24
Western Kentucky*3-7	0-0	0-0	5	0	5	1	0	1	0	0	2	6	23
vs Albany (NY)*	1-5	0-0	0-0	0	2	2	3	0	0	1	0	2	23
vs Miami (FL)	1-4	0-1	4-6	3	6	9	2	1	2	0	0	6	26
at Evansville*	11-14	1-2	4-7	6	8	14	3	1	1	1	3	27	34
at Indiana State*	5-7	0-0	6-8	0	8	8	2	1	1	4	1	16	33
NORTHERN IOWA* 3-11	0-2	4-6	4	5	9	3	0	1	0	2	10	32	
DRAKE*	3-6	0-0	2-3	2	1	3	5	1	2	0	0	8	22
at Bradley*	3-9	0-1	6-7	6	7	13	2	0	1	3	1	12	34
at Illinois State*	4-9	2-3	0-2	1	3	4	5	0	1	0	1	10	25
LOYOLA*	6-10	2-3	2-3	0	6	6	2	1	1	3	2	16	32
VALPARAISO*	1-4	0-1	4-6	0	5	5	4	0	0	2	1	6	21
MISSOURI STATE*	3-5	0-0	1-1	3	5	8	4	1	4	1	0	7	21
at Drake*	4-5	0-0	2-6	4	2	6	3	2	1	0	0	10	24
at Northern Iowa*	3-7	0-1	2-3	3	4	7	3	0	1	0	0	8	34
ILLINOIS STATE*	1-8	0-0	2-6	5	3	8	3	2	2	3	1	4	36
BRADLEY*	3-8	1-3	2-2	0	7	7	1	1	3	0	3	9	31
at Valparaiso*	4-7	1-1	8-8	2	4	6	3	2	2	3	1	17	41
at Loyola*	2-5	1-1	2-2	1	5	6	2	2	2	0	1	7	28
at Missouri State*	0-4	0-0	5-6	1	2	3	2	0	3	1	0	5	25
INDIANA STATE*	3-4	1-1	6-8	3	4	7	1	1	2	0	0	13	32
EVANSVILLE*	4-9	1-1	1-4	3	7	10	0	1	1	3	0	10	27
vs Indiana State*	3-4	0-0	5-6	0	4	4	0	1	3	1	1	11	23
vs Drake*	5-10	0-0	2-2	1	3	4	3	2	1	1	0	12	25

2018-19 SEASON

OPPONENT	FG-A	3FG-A	FT-A	OFF	DEF	TREB	PF	A	TO	BLK	S	PTS	MIN
at UT Martin*	7-10	1-1	5-8	5	6	11	3	1	3	0	2	20	29
SEMO*	4-7	1-2	2-3	1	12	13	0	2	2	2	3	11	33
MARSHALL*	3-8	0-1	4-6	2	8	10	2	1	0	5	2	10	33
at WKU*	2-8	1-1	3-3	3	5	8	4	2	3	1	1	8	29
vs Hartford*	7-13	1-3	2-7	2	8	10	0	5	1	1	1	17	17
vs Arizona State*	3-3	0-0	3-4	1	2	3	3	1	1	0	0	9	25
at Saint Louis*	4-14	0-1	1-2	4	4	8	2	2	0	0	1	9	37
No. Illinois*	9-16	3-6	5-9	3	8	11	2	1	4	1	0	26	37
East. Illinois*	1-5	0-0	3-5	4	1	5	2	0	2	0	0	5	21
at Murray State*	1-9	0-2	0-0	1	3	4	4	1	1	0	0	2	25
IUPUI*	11-17	0-1	3-6	5	5	10	3	1	4	1	1	25	40
EVANSVILLE*	5-12	0-3	1-3	2	4	6	1	3	2	2	1	11	32
INDIANA STATE*	1-6	0-0	1-4	4	7	11	1	2	2	1	0	3	34
at Missouri State*	2-9	0-4	4-6	1	10	11	3	2	3	1	0	8	28
at Illinois State*	4-10	1-2	1-2	5	6	11	5	3	4	1	0	10	34
at Bradley*	0-6	0-5	0-0	0	4	4	4	1	0	2	2	0	31
VALPARAISO*	4-8	0-0	3-5	2	4	6	4	0	0	1	0	11	20
Loyola*	5-11	2-4	1-1	1	8	9	2	1	3	4	1	13	35
at Northern Iowa*	1-3	0-0	1-2	3	1	4	5	0	2	1	0	3	14
at Drake*	3-13	1-1	2-2	6	3	9	5	0	2	1	0	9	24
MISSOURI STATE*	3-9	0-3	2-4	1	4	5	4	2	1	1	1	8	26
BRADLEY	1-5	0-2	3-3	2	4	6	1	3	2	0	0	5	19
ILLINOIS STATE	3-8	0-2	2-5	2	3	5	1	1	0	1	2	8	27
at Loyola	3-6	1-1	1-1	0	7	7	3	0	0	0	0	8	19
at Valparaiso	3-4	0-0	2-2	2	8	10	0	0	2	2	1	8	25
Drake	4-10	0-1	4-5	5	3	8	3	0	2	0	0	12	24
NORTHERN IOWA*	2-8	0-1	13-16	8	5	13	2	0	1	0	2	17	31
at Indiana State*	7-9	0-1	1-1	5	5	10	2	3	0	2	0	15	29
at Evansville*	4-11	0-3	0-0	2	6	8	1	0	1	4	0	8	27
vs Northern Iowa*	4-14	0-3	2-4	3	4	7	3	3	2	2	0	10	34



CAREER STATS

Season	GP-GS	Min/Avg	Total		3-Ptr		F-Throws		Rebounds				PF	FO	A	TO	Blk	Stl	Pts	Avg
			FG-FGA	Pct	FG-FGA	Pct	FT-FTA	Pct	Off	Def	Tot	Avg								
2017-18	31-30	893/28.8	109-220	.495	13-33	.394	86-134	.642	73	140	213	6.9	78	2	30	50	38	25	317	10.2
2018-19	30-25	839/28.0	111-272	.408	12-54	.222	75-119	.630	85	158	243	8.1	75	3	41	50	37	21	309	10.3
Total	61-55	1732/28.4	220-492	.447	25-87	.287	161-253	.636	158	298	456	7.5	153	5	71	100	75	46	626	10.3

31 LAUREN HARTMAN

6-3 // SR. // FOWARD/CENTER // TREMONT, ILL. // TREMONT

2018-19 (JUNIOR SEASON)

Appeared in 29 games, which included six starts ... Averaged 2.3 points and 3.2 rebounds in 11.3 minutes per game ... Made her first start in over two years in the win over Bradley (2/15) and finished two points shy of her first career double-double ... Set and/or tied season-bests in minutes (21), rebounds (12), offensive rebounds (4), defensive rebounds (8), blocks (2) and points (8) and also tied and/or set career-bests in field goals (3), field goal attempts (9), three-pointers made (1), and offensive boards (4) ... Her 12 rebounds in the win over Bradley were the most for her since grabbing 12 at SIUE on Nov. 23, 2016 ... Recorded two blocks and a steal in 17 minutes at Valparaiso (2/24) ... Scored in nine-straight games and in 15 of SIU's final 17 games ... Tallied five-plus rebounds in seven games ... Grabbed at least one rebound in 26 of her 29 games played ... Dished out a career-best three assists in SIU's win over IUPUI (12/21).

2017-18 (SOPHOMORE SEASON)

Appeared in 22 games ... Averaged 1.2 points, .7 rebounds in 4.2 minutes per game ... Scored four points and grabbed three boards in a season-high 10 minutes off the bench vs. Western Kentucky (12/10) ... Made her first three-pointer of the season at Morehead State (11/30) ... Snagged a season-best five boards in SIU's win at Evansville (12/29), which included a career-high four offensive rebounds.

2016-17 (FRESHMAN SEASON)

MVC NEWCOMER OF THE WEEK (WEEK OF 11/21)

Appeared in 29 games for SIU, including 14 starts...Averaged 3.2 points and 4.3 rebounds in 16.2 minutes per game... Grabbed double-digit rebounds in three of her first four collegiate games, including 16 rebounds in the win over Purdue (Nov. 20)... Became just the 24th different Saluki to grab 15+ rebounds in a single game...Earned SIU's first MVC Newcomer of the Week award since 2013 after she averaged 14.0 rebounds per game in SIU's wins over Murray State and Purdue...Scored a season-best nine points on 4-of-6 shooting against South Dakota (Dec. 20)...Set a career-high with three blocks against Purdue (Nov. 20)...Notched multiple steals in six games, including a career-best three against Bradley (Feb. 26).

HIGH SCHOOL

Excelled at volleyball, basketball and softball at Tremont High School...Earned All-Heart of Illinois Conference honors in all three sports... Averaged 12.8 points and 8.2 rebounds as a junior on a team that amassed a 27-2 record, went unbeaten in Heart of Illinois Conference play and brought home Tremont's first regional title since 1992...Selected to the 2016 Illinois Basketball Coaches Association (IBCA) All-State Third Team... Led the Lady Turks to their second-straight Heart of Illinois Conference championship.

PERSONAL

Daughter of Kelly and Joel Hartman...Has one sister, Renee... Majoring in Biological Sciences.





CAREER HIGHS

POINTS 9 vs. South Dakota (12/20/16)	3-POINT FIELD GOALS 2 vs. Drake (3/1/19)
REBOUNDS 16 at Purdue (11/20/16)	3-PT FG ATT. 3, 5x last vs. Drake (3/1/19)
OFF. REBOUNDS 4, 3x last vs. Bradley (2/15/19)	FREE THROWS MADE 3 at Oklahoma (11/13/16)
DEF. REBOUNDS 13 at Purdue (11/20/16)	FT ATTEMPTED 3 at Oklahoma (11/13/16)
ASSISTS 3 vs. IUPUI (12/21/18)	MINUTES PLAYED 31 at Purdue (11/20/16)
STEALS 2, 4x last vs. Drake (2/3/17)	MISCELLANEOUS
BLOCKS 3 at Purdue (11/20/16)	Double-Digit Rebounds 7
FIELD GOALS MADE 3, 4x last vs. Drake (3/1/19)	Led Team in Rebounding 4
FG ATTEMPTED 9 vs. Bradley (2/15/19)	

2017-18 SEASON

OPPONENT	FG-A	3FG-A	FT-A	OFF DEF	TREB	PF	A	TO	BLK	S	PTS	MIN
UT MARTIN	1-1	0-0	0-1	0 0	0 0	0 0	0 0	1 0	0 0	0 2	8	
at UAB	0-0	0-0	0-0	0 0	0 1	1 0	0 1	0 0	0 0	0 2	3	
at Memphis	0-1	0-0	0-0	1 0	1 0	0 1	0 1	0 0	0 0	0 3	3	
at SEMO	0-1	0-0	0-0	0 2	2 0	1 0	0 0	0 0	0 0	0 3	3	
SIUE	0-0	0-0	0-0	0 0	0 0	0 0	0 1	0 0	0 0	0 3	3	
at Morehead St.	1-1	1-1	0-0	0 0	0 2	1 0	0 0	0 0	0 3	5	5	
at Marshall	0-0	0-0	0-0	0 0	0 1	0 1	0 0	0 0	0 0	0 5	5	
Martin Methodist	1-1	0-0	0-0	0 0	0 0	0 0	0 0	0 0	0 2	3	3	
Western Kentucky	2-4	0-1	0-0	2 1	3 1	0 0	0 0	0 0	0 4	10	10	
vs Albany (NY)	0-0	0-0	1-2	0 0	0 1	0 2	0 0	0 1	1 3	3	3	
vs Miami (FL)	1-2	0-0	0-0	2 0	2 0	0 0	0 0	0 0	0 2	5	5	
at Evansville	1-3	0-0	0-0	4 1	5 1	0 0	0 0	0 0	0 2	3	3	
DRAKE	0-0	0-0	0-0	0 0	0 0	0 1	1 0	0 0	0 0	4	4	
at Illinois State	1-1	0-0	0-0	0 0	0 0	0 0	0 0	0 0	0 2	2	2	
VALPARAISO	0-1	0-1	0-0	1 0	1 2	1 0	0 0	0 0	0 0	5	5	
ILLINOIS STATE	0-1	0-1	0-0	0 0	0 0	0 0	0 0	0 0	0 0	1	1	
BRADLEY	0-1	0-1	0-0	0 0	0 0	0 0	0 0	0 0	0 0	2	2	
at Valparaiso	1-1	0-0	0-0	0 1	1 0	0 1	0 1	0 1	0 2	5	5	
at Loyola	0-0	0-0	0-0	0 0	0 0	0 0	0 0	0 0	0 1	0	2	
at Missouri State	1-2	0-0	0-0	0 0	0 1	0 0	0 0	0 0	0 2	9	9	
INDIANA STATE	0-0	0-0	0-0	0 0	0 0	0 0	0 0	0 0	0 0	1	1	
EVANSVILLE	2-4	0-1	0-0	0 1	1 1	0 1	0 1	0 1	0 4	9	9	

2016-17 SEASON

OPPONENT	FG-A	3FG-A	FT-A	OFF	DEF	TREB	TP	PF	A	TO	BLK	S	MIN
at Oklahoma*	1-8	0-3	3-4	3	4	7	1	0	0	0	5	23	
MURRAY ST*	2-6	1-2	0-0	3	9	12	3	1	0	0	2	5	27
at Purdue*	2-5	0-2	0-0	3	13	16	5	1	0	3	1	4	31
at SIUE*	1-4	0-2	0-2	3	9	12	2	1	2	1	1	2	27
UAB	1-3	0-1	0-0	1	1	2	0	0	0	0	0	2	13
SEMO	0-0	0-0	0-0	0	0	0	0	0	0	0	0	0	2
MEMPHIS	0-1	0-1	0-0	0	0	0	0	0	0	0	0	0	5
at UMKC	0-0	0-0	0-0	0	0	0	0	0	0	0	0	0	4
vs South Dakota	4-6	1-1	0-0	0	2	2	1	0	0	0	2	9	19
LOYOLA	1-1	0-0	0-0	1	1	2	1	0	2	0	1	2	6
INDIANA STATE	3-4	1-1	0-0	0	2	2	1	0	2	0	0	7	14
at UNI *	3-3	0-0	1-2	3	3	6	3	0	3	1	0	7	18
at Drake*	2-3	0-0	0-0	2	3	5	0	0	2	1	0	4	23
Wichita St.*	1-8	0-1	1-3	2	0	2	3	2	0	1	2	3	28
Missouri St.*	0-2	0-1	0-0	1	6	7	1	0	2	2	0	0	27
at Evansville*	0-0	0-0	0-0	0	0	2	1	0	0	0	0	0	6
at Bradley*	3-4	0-0	0-0	2	3	5	4	0	1	0	0	6	28
at Illinois State*	1-3	0-1	0-0	1	2	3	1	1	1	0	1	2	21
Drake	1-2	0-0	0-0	0	0	0	0	0	0	2	2	18	
UNI*	3-5	0-0	0-0	1	2	3	2	1	1	0	0	6	22
at Missouri St.*	0-1	0-0	2-2	1	3	4	2	0	1	0	0	2	20
at Wichita St.*	0-0	0-0	0-0	1	2	3	1	1	0	0	0	0	13
EVANSVILLE	2-4	0-0	0-0	2	0	2	1	1	0	0	1	4	20
ILLINOIS STATE	0-1	0-0	0-0	2	2	4	0	0	1	0	1	0	10
BRADLEY	3-7	1-2	0-2	2	5	7	4	0	1	1	3	7	24
at Indiana State	0-3	0-0	0-0	1	7	8	1	2	2	1	1	0	21
at Loyola	2-2	0-0	0-0	1	4	5	1	1	0	1	2	4	17
vs Wichita State	2-3	1-1	0-0	0	2	2	3	0	3	0	1	5	20
at Milwaukee	2-3	0-1	0-0	2	1	3	1	2	0	0	1	4	20

2018-19 SEASON

OPPONENT	FG-A	3FG-A	FT-A	OFF	DEF	TREB	PF	A	TO	BLK	S	PTS	MIN
at UT Martin	2-2	0-0	0-0	0	1	1	4	0	1	0	0	4	5
SEMO	0-0	0-0	0-0	0	1	1	0	0	1	0	0	0	3
MARSHALL	1-1	0-0	0-0	1	1	2	0	0	0	0	0	2	3
at WKU	0-4	0-0	0-0	4	1	5	1	0	1	0	0	0	9
vs Hartford	1-2	0-0	0-0	2	3	5	4	0	1	0	0	2	9
vs Arizona State	0-0	0-0	0-0	1	0	1	1	0	0	0	0	0	7
at Saint Louis	0-3	0-2	0-0	0	1	1	0	1	0	0	0	0	6
No. Illinois	0-1	0-0	0-0	0	0	0	0	0	0	0	0	0	6
East. Illinois	1-2	0-1	0-0	2	2	4	1	0	2	0	0	2	12
at Murray State	0-0	0-0	0-0	0	1	1	0	0	0	0	0	0	5
IUPUI	1-3	1-3	0-0	0	2	2	2	3	1	0	1	3	17
EVANSVILLE	0-0	0-0	0-0	0	2	2	1	0	0	0	0	0	7
at Missouri State	0-2	0-2	0-0	0	0	0	1	0	0	0	0	0	10
at Illinois State	1-1	0-0	0-0	1	3	4	0	0	1	0	0	2	9
at Bradley	1-3	1-3	0-0	0	2	2	0	0	0	0	0	3	14
VALPARAISO	1-3	0-1	0-0	1	2	3	3	0	0	2	1	2	17
Loyola	0-0	0-0	1-2	0	0	0	0	0	0	0	0	1	1
at Northern Iowa	3-7	0-3	0-0	3	3	6	4	1	1	0	0	6	15
at Drake	2-4	0-1	0-0	2	1	3	2	0	1	0	1	4	13
MISSOURI STATE	1-1	1-1	0-0	1	0	1	0	1	2	0	0	3	14
BRADLEY*	3-9	1-2	1-2	4	8	12	3	0	0	2	0	8	21
ILLINOIS STATE*	1-2	0-1	2-2	2	2	4	2	0	0	0	1	4	16
at Loyola*	0-4	0-2	0-0	0	6	6	2	1	1	0	1	0	21
at Valparaiso*	1-5	1-4	2-2	2	5	7	3	1	3	1	0	5	18
Drake*	3-4	2-3	0-0	1	3	4	4	0	5	0	0	8	19
NORTHERN IOWA*	1-4	0-2	0-0	1	1	2	2	0	1	1	0	2	17
at Indiana State	2-4	0-1	1-2	1	5	6	2	0	1	1	0	5	11
at Evansville	0-7	0-3	1-2	2	2	4	0	0	0	0	1	1	11
vs Northern Iowa	0-1	0-1	0-0	0	3	3	1	0	1	1	0	0	11

CAREER STATS

Season	GP-GS	Min/Avg	Total		3-Ptr		F-Throws		Rebounds					PF	FO	A	TO	Blk	Stl	Pts	Avg
			FG-FGA	Pct	FG-FGA	Pct	FT-FTA	Pct	Off	Def	Tot	Avg									
2016-17	29-14	527/18.2	40-92	.435	5-20	.250	7-15	.467	38	86	124	4.3	44	1	15	24	12	22	92	3.2	
2017-18	22-0	93/4.2	12-25	.480	1-6	.167	1-3	.333	10	6	16	0.7	11	0	5	8	1	3	26	1.2	
2018-19	29-6	327/11.3	26-79	.329	7-36	.194	8-12	.667	31	61	92	3.2	43	0	8	24	8	6	67	2.3	
Total	80-20	947/11.8	78-196	.398	13-62	.210	16-30	.533	79	153	232	2.9	98	1	28	56	21	31	185	2.3	

33 RACHEL PUDLOWSKI

5-11 // JR. // FORWARD // O'FALLON, MO. // FORT ZUMWALT



2018-19 (SOPHOMORE SEASON)

Appeared in all 30 games for SIU ... Averaged 1.9 points, 1.2 rebounds and 1.0 assists in 10.2 minutes per game ... Scored in 18 of SIU's 30 games, which included six-straight to close out the 2018-19 season ... Tied career-highs in both rebounds (6) and defensive rebounds (4) in SIU's win over Evansville (1/4) ... Also dished out a career-best four assists in the win over the Purple Aces ... Tied career-bests in steals (2) and blocks (1) at UNI (2/1) ... Scored a season-high eight points in SIU's win at Indiana State (3/7) ... Played 15-plus minutes off the bench in seven games.

2017-18 (FRESHMAN SEASON)

Appeared in all 31 games, including three starts ... Averaged 2.4 points and 1.7 rebounds in 11.1 minutes off the bench ... Played at least 11 minutes off the bench in 20 of SIU's 31 games ... Made her first collegiate start at Marshall (12/2) and set or tied career-bests in seven statistical categories including points (12), minutes played (24), field goals made (5), field goals attempted (7) and three-pointers made (2)... Recorded two steals in four different games, including two in SIU's OT win over UNI (1/5) ... Tallied two offensive boards in eight games ... Made her first collegiate three-pointer vs. UT Martin (11/10) ... Dished out a career-best three assists in Southern's win over Martin Methodist (12/7).

HIGH SCHOOL

Ranked a three-star recruit with a position ranking of #45 by ESPN...2016-17 Missouri Basketball Coaches Association All-State honoree...Four-time All-Conference and All-District honoree...A four-sport athlete at Fort Zumwalt, also a member of the Panthers' soccer, softball and track teams...Two-time first team All-Conference selection in soccer...Earned second-team All-Conference in softball...Won eight conference titles as a jumps specialist for Fort Zumwalt's track and field team... Finished her high school career ranked 9th in her class of 306...Member of the National Honor Society.

PERSONAL

Daughter of Janice and Jerry Pudlowski ... Majoring in zoology.



CAREER HIGHS

POINTS

12 at Marshall (12/2/17)

REBOUNDS

6, 2x last vs. Evansville (1/4/19)

OFF. REBOUNDS

2, 11x, last vs. UNI (3/3/19)

DEF. REBOUNDS

4, 2x last vs. Evansville (1/4/19)

ASSISTS

4 vs. Evansville (1/4/19)

STEALS

2, 5x last at UNI (2/1/19)

BLOCKS

1, 5x last at UNI (2/1/19)

FIELD GOALS MADE

5 at Marshall (12/2/17)

FG ATTEMPTED

7 at Marshall (12/2/17)

3-POINT FIELD GOALS

2 at Marshall (12/2/17)

3-PT FG ATT.

3, 2x last at Missouri St. (1/13/19)

FREE THROWS MADE

2, 6x last vs. Valparaiso (1/21/18)

FT ATTEMPTED

6 at Evansville (12/29/17)

MINUTES PLAYED

24 at Marshall (12/2/17)

MISCELLANEOUS

Double-Figure Points **1**

Led Team in Assists **1**

2017-18 SEASON

OPPONENT	FG-A	3FG-A	FT-A	OFF	DEF	TREB	PF	A	TO	BLK	S	PTS	MIN
UT MARTIN	1-6	1-3	2-2	1	2	3	1	1	0	0	0	5	12
at UAB	0-0	0-0	0-0	0	1	1	1	0	0	0	0	0	13
at Memphis	1-3	0-0	0-0	1	0	1	1	1	1	0	0	2	13
at SEMO	1-2	0-0	2-4	1	0	1	2	0	0	0	1	4	9
SIUE	0-3	0-1	0-0	0	1	1	1	0	1	0	0	0	10
at Morehead St.	1-1	0-0	2-4	0	1	1	1	1	1	0	2	4	6
at Marshall*	5-7	2-2	0-0	1	1	2	1	1	3	0	0	12	24
Martin Methodist*	1-2	0-0	0-0	1	2	3	0	3	1	0	2	2	15
Western Kentucky*	0-1	0-0	0-2	0	1	1	3	1	2	0	0	0	14
vs Albany (NY)	2-5	1-2	1-4	1	1	2	2	2	0	0	1	6	11
vs Miami (FL)	0-0	0-0	2-2	0	0	0	4	0	1	0	2	2	8
at Evansville	0-4	0-1	2-6	1	1	2	1	1	0	0	0	2	15
at Indiana State	0-0	0-0	2-2	1	1	2	1	1	0	0	0	2	7
UNI	0-1	0-0	1-2	0	1	1	0	0	2	1	2	1	13
DRAKE	1-2	0-0	1-4	2	0	2	2	2	1	1	0	3	13
at Bradley	1-3	0-0	1-2	2	1	3	3	1	2	0	0	3	13
at Illinois State	0-2	0-0	0-0	0	1	1	1	0	0	0	0	0	10
LOYOLA CHICAGO	0-2	0-0	1-2	2	0	2	1	0	1	0	1	0	14
VALPARAISO	2-4	0-0	2-2	1	2	3	1	0	4	0	0	6	10
MISSOURI STATE	2-4	0-0	1-4	2	4	6	3	0	0	0	0	5	16
at Drake	0-2	0-0	0-0	0	0	0	1	0	0	0	0	0	2
at Northern Iowa	0-1	0-0	0-0	2	0	2	0	0	0	0	0	0	3
ILLINOIS STATE	0-2	0-0	0-0	0	0	0	3	0	0	0	0	0	7
BRADLEY	0-0	0-0	2-2	0	1	1	1	0	0	0	0	2	3
at Valparaiso	1-2	0-0	0-0	0	0	0	2	0	1	0	0	2	12
at Loyola Chicago	1-5	1-1	0-0	2	2	4	1	2	3	0	1	3	17
at Missouri State	1-1	0-0	0-0	2	2	4	2	1	2	0	0	2	12
INDIANA STATE	0-2	0-0	1-2	0	2	2	0	0	0	0	1	1	6
EVANSVILLE	1-3	0-0	0-0	2	0	2	0	1	0	0	1	2	17
vs Indiana State	0-1	0-0	2-2	0	0	0	0	0	0	0	1	2	10
vs Drake	0-0	0-0	0-0	0	0	0	0	0	0	0	0	0	8

2018-19 SEASON

OPPONENT	FG-A	3FG-A	FT-A	OFF	DEF	TREB	PF	A	TO	BLK	S	PTS	MIN
at UT Martin	0-0	0-0	0-0	0	2	2	4	2	1	0	0	0	10
SEMO	0-0	0-0	0-0	0	1	1	2	0	0	0	0	0	3
MARSHALL	1-2	0-1	0-0	0	0	0	0	1	0	1	0	2	5
at WKU	0-0	0-0	0-0	0	0	0	0	0	1	0	0	0	6
vs Hartford	1-2	0-0	1-2	0	0	0	1	0	1	0	1	3	9
vs Arizona State	1-3	0-0	0-0	0	0	0	3	0	2	0	0	2	17
at Saint Louis	0-0	0-0	0-0	0	1	1	2	0	1	0	0	0	4
No. Illinois	0-2	0-1	0-0	1	0	1	0	2	0	0	0	0	11
East. Illinois	1-2	0-1	0-0	1	0	1	3	3	0	0	0	2	11
at Murray State	2-4	0-0	0-0	0	1	1	1	0	0	0	0	4	10
IUPUI	2-2	0-0	0-0	1	3	4	1	2	2	0	1	4	21
EVANSVILLE	0-5	0-2	0-0	2	4	6	1	4	2	0	1	0	19
INDIANA STATE	1-3	1-1	0-0	1	3	4	3	3	2	1	0	3	17
at Missouri State	1-6	1-3	0-0	0	1	1	2	0	0	0	0	3	17
at Illinois State	0-1	0-0	0-0	0	0	0	0	1	1	0	1	0	6
at Bradley	0-0	0-0	0-0	0	0	0	0	0	0	0	0	0	1
VALPARAISO	1-3	1-1	1-2	2	0	2	0	3	2	0	0	4	14
Loyola	1-1	0-0	1-3	0	1	1	2	0	0	0	1	3	11
at Northern Iowa	0-0	0-0	0-0	0	0	0	2	0	1	1	2	0	17
at Drake	1-2	1-2	0-0	0	0	0	1	0	1	0	1	3	11
MISSOURI STATE	0-3	0-1	0-0	0	0	0	2	1	2	0	0	0	5
BRADLEY	1-3	1-1	0-2	1	0	1	1	1	1	0	0	3	12
ILLINOIS STATE	0-1	0-1	0-0	0	0	0	1	0	0	0	0	0	4
at Loyola	0-2	0-0	0-0	1	0	1	1	2	0	0	0	0	4
at Valparaiso	2-2	0-0	0-0	0	0	0	0	0	0	0	0	4	6
Drake	2-3	0-0	0-0	1	0	1	0	3	0	0	0	4	9
NORTHERN IOWA	1-2	0-0	0-0	2	2	4	2	0	1	0	0	2	9
at Indiana State	2-2	1-1	3-4	1	1	2	3	0	1	0	0	8	18
at Evansville	0-2	0-1	2-2	0	2	2	2	2	0	0	1	2	12
vs Northern Iowa	1-1	0-0	0-0	0	0	0	1	1	0	0	1	2	6



CAREER STATS

Season	GP-GS	Min/Avg	Total		3-Ptr		F-Throws		Rebounds				PF	FO	A	TO	Blk	Stl	Pts	Avg
			FG-FGA	Pct	FG-FGA	Pct	FT-FTA	Pct	Off	Def	Tot	Avg								
2017-18	31-3	343/11.1	22-71	.310	5-10	.500	25-48	.521	25	28	53	1.7	40	0	19	26	3	14	74	2.4
2018-19	30-0	305/10.2	22-59	.373	6-17	.353	8-15	.533	14	22	36	1.2	41	0	31	22	3	10	58	1.9
Total	61-3	648/10.6	44-130	.338	11-27	.407	33-63	.524	39	50	89	1.5	81	0	50	48	6	24	132	2.2

34 NICCOLE MARTIN

6-1 // SR. // FORWARD // JEFFERSON CITY, MO. // JEFFERSON CITY

2018-19 (JUNIOR SEASON)

PRESEASON ALL-MVC

ALL-MVC FIRST TEAM

MVC SCHOLAR-ATHLETE HONORABLE MENTION

Appeared in all 30 games, including 29 starts for SIU ... Averaged 14.8 points on 53.6% shooting to go along with 7.4 rebounds, 1.2 assists and .8 steals in 27.9 minutes per game ... Became just the sixth Saluki to repeat on the All-MVC First Team ... Scored in double figures in 22 games, including five 20-plus point outputs and seven double-doubles ... Ranked in the top-10 of the MVC in four statistical categories, including third in field goal percentage (53.6%), fifth in offensive rebounds per game (2.6), sixth in points per game (14.8), seventh in rebounds per game (7.4) and eighth in defensive rebounds (4.8) ... Also ranked Top-25 in the league in minutes played (23rd, 27.9) ... Became the 26th Saluki to reach 1,000 career points in SIU's win over Indiana State (3/7) and just the eighth Saluki to score their 1,000th career point during their junior season ... Went for 23 points on 11-of-12 shooting in SIU's win over Evansville (Jan. 4), which was the best individual shooting percentage by a Saluki since 2014 ... Her 91.7% field goal percentage in the win over Evansville was the 11th-best nationally for single game FG% ... Finished with 17 points and a career-high 16 rebounds in SIU's win at Loyola (Feb. 22), which marked the first time since 2016 that a Saluki posted a 15/15 double-double.

2017-18 (SOPHOMORE SEASON)

ALL-MVC FIRST TEAM

MVC PLAYER OF THE WEEK

Appeared in all 31 games for SIU, including 23 starts ... Averaged 12.0 points, 5.5 rebounds and 1.2 steals in 25.5 minutes per game ... Reached double-figures in SIU's final eight games and 24 games overall ... Tallied 20-plus points in three contests this season, including back-to-back 20-plus point outputs for the first time in her career ... Notched her second career double-double in the win at Marshall (12/2) with 14 points and 10 rebounds ... Finished with a career-best 24 points on 11-of-15 shooting in 37 minutes at Drake (2/2) ... Was named the MVC Player of the Week after she scored 24 points at Drake (2/2) and dropped in 22 points to go along with three blocks and a steal at UNI (2/4) ... Made 12-of-13 free throws in SIU's win over Valparaiso (1/21), both of which are career-bests ... Finished with 15 points, seven rebounds and tied her career-high with three assists in 17 minutes of SIU's win over Evansville (3/3) ... Ranked in the top-15 in the MVC in six statistical categories, including points (9th), rebounds (14th) and field goal percentage (7th) ... Is the 12th different Saluki to earn All-MVC First Team selection and just the fifth to do so as a sophomore ... Is the first player in program history to earn All-MVC First Team honors a year after earning a spot on the MVC All-Freshman Team ... 22nd player in Valley history, and first since 2014-15 season, to earn a spot on the All-MVC First Team a year after being named to MVC All-Freshman Team.

2016-17 (FRESHMAN SEASON)

MVC ALL-FRESHMAN TEAM

Appeared in all 31 games for SIU, including 16 starts...Averaged 7.1 points and 5.1 rebounds in 20.4 minutes per game...Her 5.1 rebounds per game were the fourth-most of any Valley freshman... Became the 10th Saluki all-time to earn All-Freshman team accolades...Notched her first career double-double in the win over Brescia (Nov. 26) with 17 points and 12 boards... Scored in double figures six times..Finished in double figures



for the second time in her collegiate career at UNI (Jan. 6), as she scored a team-high 16 points and set career-highs in free throws made (6) and free throws attempted (8)...Played a career-best 29 minutes and scored eight points to go along with six rebounds against Illinois State (Jan. 29)...Finished with 11 points, six rebounds, two blocks and a steal against Drake (Feb. 3) and followed with 13 points, three boards and a steal in the win over Northern Iowa (Feb. 5), marking the first time that she reached double figures in back-to-back games...Tied her career-best for offensive rebounds (5) at Evansville (Jan. 22)..Swatted a career-high three shots against Wichita State (Mar. 10).

HIGH SCHOOL

Was a three-sport athlete at Jefferson City...Averaged 16 points and seven rebounds per game as a junior...Two-time All-Jefferson County Conference and All-Area honoree...Earned a spot on the 2014-15 All-Central District team...Played AAU for the Missouri Lady Warriors...Finished fourth in the high jump at the state meet her junior year.

PERSONAL

Daughter of Joe and Pamela Martin...Both Joe and Pamela were collegiate athletes, with Joe starring on Lincoln University's football team, while Pamela played basketball for the Blue Tigers... Has seven older siblings, Angela, Tiffany, twins Joseph and Camilla, Jalen, Deborah, Kezia and one younger sister, Yolanda... Majoring in exercise science.



CAREER HIGHS

POINTS	3-PT FG ATT.
26 vs. Indiana St. (1/6/19)	1, 4x, last vs. Illinois St. (2/17/19)
REBOUNDS	FREE THROWS MADE
16 at Loyola (2/22/19)	12 vs. Valparaiso (1/21/18)
OFF. REBOUNDS	FT ATTEMPTED
7, 2x, last at Evansville (3/9/19)	13, 3x last vs. Valparaiso (1/21/18)
DEF. REBOUNDS	MINUTES PLAYED
12 at Loyola (2/22/19)	39 vs. Indiana State (1/6/19)
ASSISTS	MISCELLANEOUS
3, 2x last vs. Evansville (3/3/18)	Double-Figure Points 51
STEALS	Double-Doubles 9
5 vs. Indiana State (3/9/18)	20-plus points 7
BLOCKS	Led Team in Scoring 28
3, 2x, last at UNI (2/4/18)	Led Team in Rebounds 25
FIELD GOALS MADE	
11, 2x last vs. Evansville (1/4/19)	
FG ATTEMPTED	
18 vs. Indiana State (1/6/19)	
3-POINT FIELD GOALS	
1, 4x, last vs. Illinois St. (2/17/19)	

2017-18 SEASON

OPPONENT	FG-A	3FG-A	FT-A	OFF	DEF	TREB	PF	A	TO	BLK	S	PTS	MIN
UT MARTIN*	3-6	0-0	4-6	1	7	8	2	1	1	0	1	10	25
at UAB*	7-14	0-0	4-7	1	6	7	3	1	4	1	1	18	33
at Memphis*	7-10	0-0	0-0	1	6	7	4	1	3	0	4	14	28
at SEMO*	3-10	0-0	8-13	3	3	6	3	2	2	0	1	14	32
SIUE*	3-6	0-0	1-2	2	2	4	3	0	3	0	0	7	18
at Morehead St.*	1-13	0-1	2-4	6	6	12	3	2	3	1	3	4	28
at Marshall*	5-12	0-0	4-6	5	5	10	3	1	3	1	1	14	31
Martin Meth.*	6-11	0-0	4-8	2	6	8	2	2	2	0	0	16	27
WKU*	2-2	0-0	2-4	0	2	2	4	0	3	0	0	6	16
vs Albany (NY)	5-8	0-0	10-13	2	2	4	2	0	4	1	1	20	22
vs Miami (FL)*	5-6	0-0	4-4	2	3	5	4	0	0	0	1	14	21
at Evansville	2-7	0-0	0-0	2	1	3	2	0	3	0	1	4	19
at Indiana State	0-5	0-0	0-0	1	2	3	1	0	2	1	0	0	14
UNI	3-9	0-0	2-2	2	4	6	0	1	2	0	1	8	27
DRAKE	5-10	0-0	2-2	2	5	7	1	0	3	2	1	12	30
at Bradley	3-7	0-0	5-5	1	2	3	4	0	1	0	0	11	13
at Illinois State	4-13	0-0	3-4	4	2	6	3	0	1	0	0	11	16
LOYOLA*	4-11	0-0	3-6	1	2	3	1	1	2	1	2	11	34
VALPARAISO*	3-9	0-0	12-13	6	2	8	4	0	3	0	2	18	27
MO. State*	6-8	0-0	0-2	4	5	9	3	0	2	0	2	12	37
at Drake*	11-15	0-1	2-2	1	1	2	2	0	2	0	2	24	37
at UNI*	9-17	1-1	3-5	3	0	3	2	1	3	3	2	22	34
ILLINOIS STATE*	1-4	0-0	2-4	1	1	2	5	0	0	0	3	4	13
BRADLEY	4-6	0-0	4-7	1	2	3	3	0	2	0	0	12	21
at Valparaiso*	4-9	0-0	4-7	2	3	5	5	0	3	0	1	12	27
at Loyola*	6-15	0-1	3-4	1	3	4	2	1	3	0	0	15	33
at Mo. State*	4-5	0-0	2-2	6	2	8	4	0	4	0	1	10	24
INDIANA STATE*	4-8	0-0	2-3	1	4	5	4	2	2	0	2	10	25
EVANSVILLE*	6-10	0-0	3-6	6	1	7	1	3	1	0	1	15	17
vs Indiana State*	5-9	1-1	0-0	2	6	8	4	1	1	1	5	11	33
vs Drake*	3-7	0-0	7-10	1	3	4	3	0	2	0	0	13	30

2016-17 SEASON

OPPONENT	FG-A	3FG-A	FT-A	OFF	DEF	TREB	PF	A	TO	BLK	S	PTS	MIN
at Oklahoma	0-0	0-0	0-0	0	3	3	1	1	1	0	1	0	10
MURRAY STATE	1-4	0-0	0-1	1	4	5	0	0	2	2	0	2	10
at Purdue	1-2	0-0	0-0	0	0	0	1	0	0	0	0	2	4
at SIUE	1-5	0-0	0-0	1	1	2	0	0	1	0	0	2	11
BRESCIA	7-14	0-0	3-4	5	7	12	2	0	0	0	1	17	24
at UT Martin	1-5	0-0	0-0	1	2	3	2	0	0	0	2	2	18
UAB	3-3	0-0	1-1	0	1	1	2	0	1	0	0	7	10
SEMO*	3-4	0-0	1-4	1	1	2	4	1	0	0	0	7	15
MEMPHIS*	3-5	0-0	0-2	1	6	7	1	0	0	1	0	6	26
at UMKC*	4-4	0-0	0-0	0	4	4	3	0	1	2	1	8	19
vs South Dakota*	4-7	0-0	0-2	2	3	5	2	1	2	1	3	8	23
LOYOLA CHICAGO*	2-6	0-0	0-0	1	4	5	3	3	2	2	0	4	28
INDIANA STATE*	3-5	0-0	2-2	3	4	7	1	0	1	0	0	8	25
at Northern Iowa	5-7	0-0	6-8	2	5	7	1	0	2	0	0	16	20
at Drake	0-3	0-0	2-4	2	5	7	3	1	2	0	1	2	20
WICHITA STATE	2-2	0-0	0-0	2	2	4	1	0	2	0	0	4	12
MISSOURI STATE	3-5	0-0	0-0	1	7	8	3	0	2	0	0	6	20
at Evansville*	2-7	0-0	2-2	5	1	6	4	1	1	1	1	6	26
at Bradley*	4-7	0-0	1-1	1	4	5	3	2	2	0	1	9	27
at Illinois State*	4-7	0-0	0-3	0	6	6	3	1	3	0	1	8	29
DRAKE*	4-11	0-0	3-6	4	2	6	2	0	5	2	1	11	25
NORTHERN IOWA	5-6	0-0	3-7	0	3	3	3	0	1	0	1	13	24
at Missouri State	1-5	0-0	2-2	2	5	7	3	2	1	1	1	4	25
at Wichita State	2-5	0-0	0-0	2	3	5	1	0	2	0	0	4	21
EVANSVILLE	1-3	0-0	2-4	2	2	4	0	0	1	0	1	4	14
ILLINOIS STATE*	4-10	0-0	0-0	4	5	9	3	0	6	0	1	8	29
BRADLEY*	1-4	0-0	4-4	1	7	8	3	0	2	1	1	6	20
at Indiana State*	1-3	0-0	3-4	0	4	4	2	2	0	0	1	5	27
at Loyola*	8-9	0-0	0-0	2	3	5	2	0	4	1	2	16	18
vs Wichita State*	2-4	0-0	2-2	2	1	3	5	0	2	3	1	6	22
vs Milwaukee	9-10	0-0	1-1	2	4	6	3	1	1	2	2	19	30

2018-19 SEASON

OPPONENT	FG-A	3FG-A	FT-A	OFF	DEF	TREB	PF	A	TO	BLK	S	PTS	MIN
at UT Martin*	5-9	0-0	2-3	2	4	6	4	2	5	0	1	12	16
SEMO*	8-13	0-0	3-6	5	3	8	1	2	5	0	0	19	33
MARSHALL*	6-9	0-0	5-8	2	3	5	3	1	6	0	1	17	29
at WKU*	8-12	0-0	1-1	7	3	10	2	0	0	0	0	17	21
vs Hartford*	8-12	0-0	5-6	3	2	5	2	0	1	1	0	21	13
vs Arizona State *	3-10	0-0	1-2	1	1	2	1	0	3	0	0	7	24
at Saint Louis*	8-16	0-0	5-7	1	4	5	2	1	2	0	1	21	30
NIU*	3-10	0-1	1-1	4	5	9	2	2	5	2	0	7	28
EIU*	7-8	0-0	2-2	3	3	6	3	1	2	0	0	16	24
at Murray St.*	3-9	0-0	0-0	3	6	9	1	2	1	1	2	6	34
IUPUI*	4-9	0-1	4-4	1	6	7	4	1	1	0	3	12	23
EVANSVILLE*	11-12	0-0	1-4	3	9	12	0	2	5	0	2	23	33
INDIANA ST.*	10-18	0-1	6-8	1	5	6	1	1	1	1	1	26	39
at Missouri St.*	9-16	1-3	0-0	1	6	7	2	0	5	2	0	19	35
at Illinois St.*	2-9	0-1	1-2	1	3	4	4	1	0	1	0	5	24
at Bradley*	7-15	0-0	2-4	6	5	11	4	1	5	0	2	16	28
VALPARAISO*	4-7	0-0	8-12	1	4	5	1	3	2	1	1	16	29
LOYOLA*	8-14	0-0	2-3	4	6	10	3	1	5	0	0	18	33
at UNI*	4-8	0-1	0-0	1	6	7	3	0	1	0	0	8	23
at Drake*	4-8	0-0	1-4	1	1	2	5	0	0	0	1	9	19
MISSOURI ST.*	6-10	0-0	2-4	2	6	8	3	2	2	1	1	14	33
BRADLEY*	6-13	0-0	6-9	1	9	10	4	1	3	0	0	18	34
ILLINOIS ST.*	5-12	1-1	2-6	0	4	4	2	3	1	1	2	13	31
at Loyola*	7-14	0-0	3-6	4	12	16	0	1	5	0	3	17	34
at Valparaiso*	3-7	0-0	3-7	0	9	9	2	3	1	0	1	9	33
DRAKE*	4-8	0-0	0-0	5	6	11	3	0	1	0	1	8	19
UNI	7-14	0-0	4-4	4	0	4	3	0	2	1	0	18	25
at Indiana St.*	9-15	0-0	5-7	2	7	9	3	2	4	1	0	23	32
at Evansville*	5-9	0-0	5-6	7	4	11	0	2	1	0	0	15	27
vs UNI*	6-10	0-0	3-5	2	2	4	4	0	2	2	0	15	32

CAREER STATS

Season	GP-GS	Min/Avg	Total		3-Ptr		F-Throws		Rebounds				PF	FO	A	TO	Blk	Stl	Pts	Avg
			FG-FGA	Pct	FG-FGA	Pct	FT-FTA	Pct	Off	Def	Tot	Avg								
2016-17	31-16	632/20.4	91-172	.529	0-0	.000	38-64	.594	50	109	159	5.1	67	1	16	50	19	24	220	7.1
2017-18	31-23	792/25.5	134-282	.475	2-5	.400	102-151	.675	73	99	172	5.5	87	2	20	70	12	39	372	12.0
2018-19	30-29	838/27.9	180-336	.536	2-9	.222	83-131	.634	78	144	222	7.4	72	1	35	77	15	23	445	14.8
Total	92-68	2262/24.6	405-790	.513	4-14	.286	223-346	.645	201	352	553	6.0	226	4	71	197	46	86	1037	11.3

14

FRANKIE KOKKINES

5-11 // FR. // GUARD // LOMBARD, ILL. // MONTINI CATHOLIC



HIGH SCHOOL

Helped lead Montini Catholic to a 34-3 record during her senior year and finished the season ranked No. 22 nationally by Blue Star after it took second in the state ... Led the team in minutes played and averaged 5.7 points, 3.6 rebounds and 2.9 assists during her senior season ... Helped Montini advance to the final four of the Illinois Class 4A state tournament in back-to-back seasons ... The Lady Broncos went 135-13 during her prep career, including four-straight postseason appearances in the Super-Sectionals ... Montini Catholic was ranked nationally by Max Preps, Blue Star and USA Today ... DuPage County All-Area Basketball Team selection ... Was named the American Hellenic Educational Progressive Association (AHEPA) Frank Kladis Memorial Outstanding Athlete of the Year.

PERSONAL

Born on Sept. 12, 2000 ... Daughter of Jim and Sia Kokkines ... Father, Jim, works in marketing operations management while mother, Sia, works in finance and operations management ... Has one sister Fluent in Greek.

20 GABBY WALKER

6-0 // RS-JR. // FORWARD // ST. CHARLES, MO. // ST. CHARLES H.S.

2018-19 SEASON (JUNIOR SEASON)

Redshirted

2017-18 SEASON (AT LINDENWOOD-BELLEVILLE)

Appeared in 32 of 33 games for the Lions, including two starts ... Helped the Lions win their first-ever MIAA Tournament title and was named the tournament's MVP after she averaged 15.8 points, 7.0 rebounds and 2.3 steals during the four-game tournament ... Scored a game-high 17 points in the MIAA championship game to lead the ninth-seeded Lions to a 58-51 win over the third-seeded Fort Hays State Tigers ... Also scored 20 points to go along with nine rebounds and five steals in Lindenwood's MIAA quarterfinal win over the eventual NCAA DII National Champions, the Central Missouri Jennies ... Averaged 13.4 points and 6.3 rebounds in 21.7 minutes per game ... Reached double figures in scoring in 25 of Lindenwood's 33 games and notched six double-doubles ... Scored a season-high 24 points and added 10 rebounds against Fontbonne (11/14) ... finished third in the Mid-America Intercollegiate Athletics Association (MIAA) in both field goal percentage (54.4%) and offensive rebounds per game (3.0).

2016-17 SEASON (AT LINDENWOOD-BELLEVILLE)

Appeared in 26 games and made 14 starts ... Averaged 10.0 points and 5.1 rebounds in 21.3 minutes per game ... Reached double figures in scoring in 14 games and tallied three double-doubles ... Recorded her first career double-double with 21 points and 10 rebounds against Southwest Baptist (1/19).

HIGH SCHOOL

Played high school ball at St. Charles, where she earned All-State honors as a senior and was a two-time recipient of the GAC North Female Athlete of the Year award ... A four-sport standout at St. Charles, Walker competed in cross country, track and volleyball and finished her prep career with the third-most points in school history ... was a teammate of Rachel Pudlowski on the St. Louis Hype, a summer select team that amassed a 31-6 record and won three of the seven tournaments they played in during the summer of 2015.

PERSONAL

Daughter of Iva Walker and Stephen Irons ... Has two siblings, Caleb and Stephen ... Majoring in biochemistry.



22 ALLEA POTTER

6-2 // FR. // GUARD // EL DORADO, KAN. // CIRCLE H.S.



HIGH SCHOOL

Four-time all-conference ... three-time all-state selection ... Began her prep career at Neodesha playing for her father, Don, where she averaged 17.5 points per game as a freshman and was named all-state honorable mention ... Averaged 19.2 points and 6.8 rebounds per game during an injury-shortened sophomore campaign ... Transferred to Circle High School as a junior and averaged 10.7 points and 3.8 rebounds per game to again earn All-State honorable mention honors ... Was ranked 31st at her position in the 2019 class by ESPN Hoop Gurlz ... also played volleyball during her freshman and sophomore seasons at Neodesha.

PERSONAL

Daughter of Don and Kerry Potter ... Transferred from Neodesha to Circle High School prior to her junior season after her father, Don, was named the USD 375 superintendent ... Has an older sister, Kelsey ... intends to major in biological sciences.

35

AWWA KEITA

6-1 // JR. // FORWARD // BAMAKO, MALI // LANTERNE



JUNIOR COLLEGE (AT COCHISE COLLEGE)

2018 ACCAC Division I Player of the Year ... 2018 NJCAA Third Team All-American ... 2017 NJCAA Second Team All-American ... Averaged 13.2 points, 6.8 rebounds, 3.1 steals and 1.7 blocks per game for Cochise College ... Helped Cochise go 29-3, including a 21-1 record in league play ... The Apaches advanced to the second round of the NJCAA Division I National Tournament ... Played for the Mali National Team at numerous tournaments including the FIBA U19 World Championships ... Will become the first student-athlete from another continent on the Saluki women's basketball roster and just the second international player in Saluki women's basketball history.

PERSONAL

Born on Feb. 1, 1996 ... Daughter of Diola and Fatoumata Some Keita ... Father, Diola, is a mathematician ... has three sisters and three brothers ... is fluent in three languages ... earned an associate degree at Cochise College ... Intends to major in finance management.

1819 OVERALL STATS

RECORD:	OVERALL	HOME	AWAY	NEUTRAL
All Games	15-15	9-5	5-8	1-2
Conference	8-10	4-5	4-5	0-0
Non-conference	7-5	5-0	1-3	1-2

## Player	gp-gs	min	Total			3-Point		F-Throw		Rebounds			avg	pf	dq	a	to	blk	stl	pts	avg
			fg-fga	fg%	3fg-fga	3fg%	ft-fa	ft%	off	def	tot										
34 Nicole Martin	30-29	838	27.9	180-336	.536	2-9	.222	83-131	.634	78	144	222	7.4	72	1	35	77	15	23	445	14.8
12 Makenzie Silvey	30-30	995	33.2	160-410	.390	68-210	.324	44-52	.846	29	90	119	4.0	59	1	68	78	7	49	432	14.4
25 Abby Brockmeyer	30-25	839	28.0	111-272	.408	12-54	.222	75-119	.630	85	158	243	8.1	75	3	41	50	37	21	309	10.3
23 Kristen Nelson	30-16	765	25.5	83-210	.395	39-109	.358	37-54	.685	13	42	55	1.8	82	2	67	47	11	35	242	8.1
10 Brittney Patrick	30-30	988	32.9	62-165	.376	22-60	.367	36-67	.537	33	83	116	3.9	96	7	150	71	6	52	182	6.1
21 Payton McCallister	28-7	361	12.9	34-109	.312	18-54	.333	17-23	.739	22	26	48	1.7	34	0	36	27	2	11	103	3.7
35 Celina VanHyfte	30-0	307	10.2	29-71	.408	2-8	.250	26-37	.703	27	29	56	1.9	33	0	4	19	10	6	86	2.9
31 Lauren Hartman	29-6	327	11.3	26-79	.329	7-36	.194	8-12	.667	31	61	92	3.2	43	0	8	24	8	6	67	2.3
33 Rachel Pudlowski	30-0	305	10.2	22-59	.373	6-17	.353	8-15	.533	14	22	36	1.2	41	0	31	22	3	10	58	1.9
05 Caitlin Link	24-7	255	10.6	15-47	.319	11-32	.344	3-6	.500	6	16	22	0.9	21	0	14	23	0	5	44	1.8
42 Ashley Hummel	6-0	50	8.3	2-8	.250	0-1	.000	3-4	.750	5	5	10	1.7	6	0	1	6	1	0	7	1.2
15 Caitlyn Claussen	7-0	10	1.4	1-3	.333	0-1	.000	0-0	.000	1	0	1	0.1	2	0	0	1	0	0	2	0.3
03 Kezia Martin	6-0	10	1.7	0-3	.000	0-0	.000	0-0	.000	0	4	4	0.7	2	0	0	3	0	0	0	0.0
TM TEAM										54	66	120				11					
Southern Illinois	30	6050		725-1772	.409	187-591	.316	340-520	.654	398	746	1144	38.1	566	14	455	459	100	218	1977	65.9
Opponents	30	6049		643-1608	.400	176-502	.351	457-630	.725	290	726	1016	33.9	541	14	314	465	72	225	1919	64.0

Team Statistics	SIU	OPP	Date	Opponent	Score	Att.	
SCORING	1977	1919	11/09/18	at UT Martin	L	94-95	1415
Points per game	65.9	64.0	11/14/18	SOUTHEAST MISSOURI STATE	W	60-40	2667
Scoring margin	+1.9	-	11/17/18	MARSHALL	W	58-49	500
FIELD GOALS-ATT	725-1772	643-1608	11/20/18	at Western Kentucky	L	76-83	4792
Field goal pct	.409	.400	11/23/18	vs Hartford	W	72-50	
3 POINT FG-ATT	187-591	176-502	11/24/18	vs Arizona State	L	38-82	
3-point FG pct	.316	.351	11/29/18	at Saint Louis	L	58-62	488
3-pt FG made per game	6.2	5.9	12/07/18	NORTHERN ILLINOIS	W	82-73	560
FREE THROW-ATT	340-520	457-630	12/08/18	EASTERN ILLINOIS	W	73-59	505
Free throw pct	.654	.725	12/18/18	at Murray State	W	65-59	
F-Throws made per game	11.3	15.2	12/21/18	IUPUI	Wot	78-73	502
REBOUNDS	1144	1016	* 01/04/19	EVANSVILLE	W	67-47	503
Rebounds per game	38.1	33.9	* 01/06/19	INDIANA STATE	L	58-61	497
Rebounding margin	+4.3	-	* 01/13/19	at Missouri State	L	51-66	1867
ASSISTS	455	314	* 01/18/19	at Illinois State	L	52-60	631
Assists per game	15.2	10.5	* 01/20/19	at Bradley	Lot	53-58	656
TURNOVERS	459	465	* 01/25/19	VALPARAISO	W	87-65	461
Turnovers per game	15.3	15.5	* 01/27/19	LOYOLA CHICAGO	W	74-63	368
Turnover margin	+0.2	-	* 02/01/19	at Northern Iowa	L	53-65	1175
Assist/turnover ratio	1.0	0.7	* 02/03/19	at Drake University	L	66-94	3683
STEALS	218	225	* 02/08/19	MISSOURI STATE	L	58-70	361
Steals per game	7.3	7.5	* 02/15/19	BRADLEY	W	62-55	356
BLOCKS	100	72	* 02/17/19	ILLINOIS STATE	L	66-68	446
Blocks per game	3.3	2.4	* 02/22/19	at Loyola Chicago	W	64-41	367
Attendance	8594	18783	* 02/24/19	at Valparaiso	W	58-47	420
Home game-Avg/Game	14-614	13-1326	* 03/01/19	DRAKE UNIVERSITY	L	64-71	415
Neutral site-Avg/game		3-514	* 03/03/19	NORTHERN IOWA	L	67-76	453
			* 03/07/19	at Indiana State	W	80-61	1440
			* 03/09/19	at Evansville	W	80-60	307
			03/15/19	vs Northern Iowa	L	63-66	1542
			* Conference game				

Score by periods	1st	2nd	3rd	4th	OT	Total
Opponents	455	449	467	532	16	1919
Southern Illinois	450	426	544	541	16	1977

1819MVCSTATS

RECORD:	OVERALL	HOME	AWAY	NEUTRAL
All Games	8-10	4-5	4-5	0-0
Conference	8-10	4-5	4-5	0-0
Non-conference	0-0	0-0	0-0	0-0

## Player	gp-gs	min	avg	Total		3-Point		F-Throw		Rebounds				pf	dq	a	to	blk	stl	pts	avg
				fg-fga	fg%	3fg-fga	3fg%	ft-fa	ft%	off	def	tot	avg								
34 Nicole Martin	18-17	531	29.5	111-209	.531	2-7	.286	51-86	.593	44	102	146	8.1	43	1	23	44	9	15	275	15.3
12 Makenzie Silvey	18-18	609	33.8	92-233	.395	37-122	.303	27-31	.871	15	51	66	3.7	33	1	43	41	7	35	248	13.8
25 Abby Brockmeyer	18-13	479	26.6	55-148	.372	5-33	.152	42-62	.677	51	92	143	7.9	47	3	21	27	24	10	157	8.7
23 Kristen Nelson	18-11	487	27.1	51-127	.402	21-70	.300	18-33	.545	9	27	36	2.0	53	2	42	31	8	19	141	7.8
10 Brittney Patrick	18-18	592	32.9	40-107	.374	14-44	.318	16-29	.552	20	51	71	3.9	56	5	85	48	3	25	110	6.1
31 Lauren Hartman	17-6	234	13.8	20-60	.333	6-29	.207	8-12	.667	21	45	66	3.9	29	0	4	16	7	5	54	3.2
21 Payton McCallister	17-0	140	8.2	16-43	.372	10-22	.455	8-12	.667	13	10	23	1.4	18	0	17	10	1	3	50	2.9
35 Celina VanHyfte	18-0	178	9.9	16-52	.308	2-7	.286	18-26	.692	21	13	34	1.9	24	0	3	8	7	5	52	2.9
05 Caitlin Link	13-7	168	12.9	11-31	.355	8-20	.400	2-4	.500	4	9	13	1.0	16	0	9	11	0	2	32	2.5
33 Rachel Pudlowski	18-0	192	10.7	13-41	.317	6-14	.429	7-13	.538	11	14	25	1.4	23	0	20	14	2	7	39	2.2
15 Caitlyn Claussen	6-0	8	1.3	1-3	.333	0-1	.000	0-0	.000	1	0	1	0.2	2	0	0	1	0	0	2	0.3
03 Kezia Martin	4-0	7	1.8	0-2	.000	0-0	.000	0-0	.000	0	3	3	0.8	2	0	0	2	0	0	0	0.0
Team																					
Southern Illinois	18	3625		426-1056	.403	111-369	.301	197-308	.640	244	454	698	38.8	346	12	267	262	68	126	1160	64.4
Opponents	18	3625		374-964	.388	97-288	.337	283-388	.729	178	427	605	33.6	322	10	188	253	44	140	1128	62.7

Score by Period	1st	2nd	3rd	4th	OT	Total
Opponents	260	245	285	327	11	1128
Southern Illinois	241	260	331	322	6	1160

1819NONCONFERENCESTATS

RECORD:	OVERALL	HOME	AWAY	NEUTRAL
All Games	7-5	5-0	1-3	1-2
Conference	0-0	0-0	0-0	0-0
Non-conference	7-5	5-0	1-3	1-2

## Player	gp-gs	min	avg	Total		3-Point		F-Throw		Rebounds				pf	dq	a	to	blk	stl	pts	avg
				fg-fga	fg%	3fg-fga	3fg%	ft-fa	ft%	off	def	tot	avg								
12 Makenzie Silvey	12-12	386	32.2	68-177	.384	31-88	.352	17-21	.810	14	39	53	4.4	26	0	25	37	0	14	184	15.3
34 Nicole Martin	12-12	307	25.6	69-127	.543	0-2	.000	32-45	.711	34	42	76	6.3	29	0	12	33	6	8	170	14.2
25 Abby Brockmeyer	12-12	360	30.0	56-124	.452	7-21	.333	33-57	.579	34	66	100	8.3	28	0	20	23	13	11	152	12.7
23 Kristen Nelson	12-5	278	23.2	32-83	.386	18-39	.462	19-21	.905	4	15	19	1.6	29	0	25	16	3	16	101	8.4
10 Brittney Patrick	12-12	396	33.0	22-58	.379	8-16	.500	20-38	.526	13	32	45	3.8	40	2	65	23	3	27	72	6.0
21 Payton McCallister	11-7	221	20.1	18-66	.273	8-32	.250	9-11	.818	9	16	25	2.3	16	0	19	17	1	8	53	4.8
35 Celina VanHyfte	12-0	129	10.8	13-19	.684	0-1	.000	8-11	.727	6	16	22	1.8	9	0	1	11	3	1	34	2.8
33 Rachel Pudlowski	12-0	113	9.4	9-18	.500	0-3	.000	1-2	.500	3	8	11	0.9	18	0	11	8	1	3	19	1.6
42 Ashley Hummel	6-0	50	8.3	2-8	.250	0-1	.000	3-4	.750	5	5	10	1.7	6	0	1	6	1	0	7	1.2
31 Lauren Hartman	12-0	93	7.8	6-19	.316	1-7	.143	0-0	.000	10	16	26	2.2	14	0	4	8	1	1	13	1.1
05 Caitlin Link	11-0	87	7.9	4-16	.250	3-12	.250	1-2	.500	2	7	9	0.8	5	0	5	12	0	3	12	1.1
15 Caitlyn Claussen	1-0	2	2.0	0-0	.000	0-0	.000	0-0	.000	0	0	0	0.0	0	0	0	0	0	0	0	0.0
03 Kezia Martin	2-0	3	1.5	0-1	.000	0-0	.000	0-0	.000	0	1	1	0.5	0	0	0	1	0	0	0	0.0
Team																					
Southern Illinois	12	2425		299-716	.418	76-222	.342	143-212	.675	154	292	446	37.2	220	2	188	197	32	92	817	68.1
Opponents	12	2424		269-644	.418	79-214	.369	174-242	.719	112	299	411	34.3	219	4	126	212	28	85	791	65.9

Score by Period	1st	2nd	3rd	4th	OT	Total
Opponents	195	204	182	205	5	791
Southern Illinois	209	166	213	219	10	817

1819HOMESTATS

RECORD:	OVERALL	HOME	AWAY	NEUTRAL
All Games	9-5	9-5	0-0	0-0
Conference	4-5	4-5	0-0	0-0
Non-conference	5-0	5-0	0-0	0-0

## Player	gp-gs	min	avg	Total		3-Point		F-Throw		Rebounds				pf	dq	a	to	blk	stl	pts	avg	
				fg-fga	fg%	3fg-fga	3fg%	ft-fta	ft%	off	def	tot	avg									
34 Nicole Martin	14-13	413	29.5	89-157	.567	1-4	.250	46-71	.648	36	69	105	7.5	33	0	20	41	7	12	225	16.1	
12 Makenzie Silvey	14-14	471	33.6	75-185	.405	33-97	.340	23-27	.852	15	40	55	3.9	30	1	39	30	3	22	206	14.7	
25 Abby Brockmeyer	14-11	412	29.4	56-130	.431	6-26	.231	47-75	.627	42	76	118	8.4	28	0	17	25	19	13	165	11.8	
23 Kristen Nelson	14-7	363	25.9	42-103	.408	18-54	.333	22-34	.647	4	17	21	1.5	36	1	29	22	7	16	124	8.9	
10 Brittney Patrick	14-14	479	34.2	34-87	.391	12-34	.353	18-32	.563	16	42	58	4.1	42	3	68	29	1	30	98	7.0	
31 Lauren Hartman	13-4	153	11.8	13-30	.433	5-14	.357	4-6	.667	13	24	37	2.8	18	0	4	12	5	3	35	2.7	
35 Celina VanHyfte	14-0	118	8.4	11-22	.500	1-2	.500	14-17	.824	10	11	21	1.5	12	0	1	11	6	1	37	2.6	
21 Payton McCallister	14-2	152	10.9	10-40	.250	6-19	.316	9-12	.750	11	14	25	1.8	14	0	15	9	2	7	35	2.5	
33 Rachel Pudlowski	14-0	151	10.8	11-32	.344	3-10	.300	2-7	.286	12	14	26	1.9	18	0	23	12	2	3	27	1.9	
05 Caitlin Link	10-5	93	9.3	0-14	.000	0-9	.000	2-4	.500	3	6	9	0.9	5	0	6	8	0	1	2	0.2	
15 Caitlyn Claussen	3-0	5	1.7	0-0	.000	0-0	.000	0-0	.000	0	0	0	0.0	1	0	0	1	0	0	0	0.0	
42 Ashley Hummel	2-0	11	5.5	0-2	.000	0-1	.000	0-0	.000	2	2	4	2.0	1	0	1	4	0	0	0	0.0	
03 Kezia Martin	3-0	4	1.3	0-1	.000	0-0	.000	0-0	.000	0	2	2	0.7	0	0	0	0	0	0	0	0.0	
Team												16	35	51								6
Southern Illinois	14	2825		341-803	.425	85-270	.315	187-285	.656	180	352	532	38.0	238	5	223	210	52	108	954	68.1	
Opponents	14	2825		304-772	.394	79-246	.321	183-252	.726	139	332	471	33.6	270	8	144	224	30	102	870	62.1	

Score by Period	1st	2nd	3rd	4th	OT	Total
Opponents	194	189	231	251	5	870
Southern Illinois	221	195	262	266	10	954

1819AWAYSTATS

RECORD:	OVERALL	HOME	AWAY	NEUTRAL
All Games	5-8	0-0	5-8	0-0
Conference	4-5	0-0	4-5	0-0
Non-conference	1-3	0-0	1-3	0-0

## Player	gp-gs	min	avg	Total		3-Point		F-Throw		Rebounds				pf	dq	a	to	blk	stl	pts	avg	
				fg-fga	fg%	3fg-fga	3fg%	ft-fta	ft%	off	def	tot	avg									
12 Makenzie Silvey	13-13	439	33.8	72-191	.377	28-97	.289	19-22	.864	12	38	50	3.8	22	0	27	42	4	25	191	14.7	
34 Nicole Martin	13-13	356	27.4	74-147	.503	1-5	.200	28-47	.596	36	70	106	8.2	32	1	15	30	5	11	177	13.6	
23 Kristen Nelson	13-8	330	25.4	40-88	.455	21-48	.438	10-14	.714	8	23	31	2.4	38	1	30	21	4	17	111	8.5	
25 Abby Brockmeyer	13-11	351	27.0	41-112	.366	5-22	.227	21-29	.724	37	68	105	8.1	41	3	15	21	15	7	108	8.3	
10 Brittney Patrick	13-13	416	32.0	23-61	.377	7-20	.350	16-33	.485	14	30	44	3.4	44	4	72	33	5	19	69	5.3	
21 Payton McCallister	12-3	166	13.8	20-60	.333	8-29	.276	6-9	.667	10	10	20	1.7	18	0	15	13	0	4	54	4.5	
05 Caitlin Link	11-2	123	11.2	14-30	.467	10-20	.500	1-2	.500	2	8	10	0.9	14	0	5	11	0	3	39	3.5	
35 Celina VanHyfte	13-0	149	11.5	15-44	.341	1-5	.200	11-18	.611	15	16	31	2.4	18	0	2	5	3	5	42	3.2	
31 Lauren Hartman	13-2	147	11.3	12-46	.261	2-21	.095	4-6	.667	15	31	46	3.5	19	0	4	10	2	3	30	2.3	
33 Rachel Pudlowski	13-0	122	9.4	8-21	.381	3-7	.429	5-6	.833	2	8	10	0.8	18	0	7	7	1	5	24	1.8	
42 Ashley Hummel	2-0	15	7.5	1-2	.500	0-0	.000	1-2	.500	1	1	2	1.0	5	0	0	0	1	0	3	1.5	
15 Caitlyn Claussen	4-0	5	1.3	1-3	.333	0-1	.000	0-0	.000	1	0	1	0.3	1	0	0	0	0	0	2	0.5	
03 Kezia Martin	3-0	6	2.0	0-2	.000	0-0	.000	0-0	.000	0	2	2	0.7	2	0	0	3	0	0	0	0.0	
Team												32	20	52								5
Southern Illinois	13	2625		321-807	.398	86-275	.313	122-188	.649	185	325	510	39.2	272	9	192	201	40	99	850	65.4	
Opponents	13	2624		272-677	.402	75-202	.371	232-318	.730	121	322	443	34.1	220	5	135	200	39	95	851	65.5	

Score by Period	1st	2nd	3rd	4th	OT	Total
Opponents	217	205	188	230	11	851
Southern Illinois	173	189	252	230	6	850

1819COMPARISONSTATS

DATE	OPPONENT	1ST	2ND	SCORE	MAR	TOTAL FG	FG PCT	FG (1ST)	FG (2ND)	3-POINTERS	3FG PCT
Nov. 9	UT Martin	45/56	49/39	94-95	(-1)	34-64/30-66	.531/.455	.533/.436	.529/.481	10-26/9-25	.385/.360
Nov. 14	SEMO	25/20	35/20	60-40	+20	22-57/14-54	.386/.259	.357/.276	.414/.259	4-15/5-19	.267/.263
Nov. 17	MARSHALL	25/21	33/28	58-49	+9	19-54/19-56	.352/.339	.290/.345	.435/.333	3-16/3-21	.188/.143
Nov. 20	WKU	33/52	43/31	76-83	(-7)	28-77/25-50	.364/.500	.293/.625	.444/.385	6-20/10-14	.300/.714
Nov. 23	Hartford	38/19	34/31	72-50	+22	26-53/17-53	.491/.321	.571/.286	.400/.360	7-18/7-17	.389/.412
Nov. 24	Arizona State	25/41	13/41	38-82	(-44)	13-50/28-50	.260/.560	.364/.577	.179/.542	3-8/9-17	.375/.529
Nov. 29	Saint Louis	19/28	39/34	58-62	(-4)	23-62/20-44	.371/.455	.267/.409	.469/.500	4-14/4-13	.286/.308
Dec. 7	NIU	42/40	40/33	82-73	+9	28-63/28-71	.444/.394	.455/.472	.433/.314	14-30/6-21	.467/.286
Dec. 8	EIU	31/26	42/33	73-59	+14	27-57/20-41	.474/.488	.385/.421	.548/.545	6-24/6-12	.250/.500
Dec. 18	Murray State	27/29	38/30	65-59	+6	24-55/19-47	.436/.404	.413/.454	.461/.360	7-16/6-12	.438/.500
Dec. 21	IUPUI	30/28	38/40	78-73	+5	31-65/27-56	.477/.482	.433/.440	.517/.583	6-15/8-23	.400/.348
Jan. 4	EVANSVILLE	41/30	26/17	67-47	+20	29-60/17-46	.483/.370	.643/.500	.344/.250	4-22/4-11	.182/.364
Jan. 6	INDIANA STATE	28/27	30/34	58-61	(-3)	22-55/22-62	.400/.355	.444/.355	.357/.355	4-15/3-11	.267/.273
Jan. 13	Missouri State	14/29	37/37	51-66	(-15)	20-59/25-58	.339/.431	.214/.393	.452/.467	6-27/0-3	.222/.000
Jan. 18	Illinois State	21/24	31/36	52-60	(-8)	21-58/17-42	.362/.405	.310/.300	.414/.500	6-21/5-13	.286/.385
Jan. 20	Bradley	19/28	28/19	53-58	(-5)	22-75/19-58	.293/.328	.250/.355	.343/.250	4-29/5-15	.138/.333
Jan. 25	VALPARAISO	42/24	45/41	87-65	+22	30-55/23-61	.545/.377	.500/.296	.593/.441	8-15/4-23	.533/.174
Jan. 27	LOYOLA	22/22	52/41	74-63	+11	25-60/22-52	.417/.423	.273/.348	.593/.483	7-20/11-21	.350/.524
Feb. 1	Northern Iowa	23/31	30/34	53-65	(-12)	20-53/20-47	.377/.426	.346/.478	.407/.375	3-15/6-17	.200/.353
Feb. 3	Drake	37/46	29/48	66-94	(-28)	24-74/30-49	.324/.612	.342/.571	.306/.667	8-25/7-17	.320/.412
Feb. 8	MISSOURI ST.	30/31	28/39	58-70	(-12)	21-55/23-64	.382/.359	.379/.351	.385/.370	6-20/3-9	.300/.333
Feb. 15	BRADLEY	26/16	36/39	62-55	+7	20-57/16-57	.351/.281	.323/.115	.385/.419	6-17/3-14	.353/.214
Feb. 17	ILLINOIS STATE	29/34	37/34	66-68	(-2)	23-51/26-49	.451/.531	.375/.448	.519/.650	9-21/5-13	.429/.385
Feb. 22	Loyola	23/21	41/20	64-41	+23	25-60/16-52	.417/.308	.300/.310	.533/.304	10-22/4-15	.455/.267
Feb. 24	Valparaiso	22/17	36/30	58-47	+11	20-47/15-54	.426/.278	.304/.207	.542/.360	8-19/6-21	.421/.286
Mar. 1	DRAKE	19/32	45/39	64-71	(-7)	23-56/25-57	.411/.439	.276/.448	.556/.429	6-24/8-24	.250/.333
Mar. 3	UNI	26/32	41/44	67-76	(-9)	21-58/22-46	.362/.478	.370/.462	.355/.500	2-16/10-24	.125/.417
Mar. 7	Indiana State	40/36	40/25	80-61	+19	30-55/18-54	.545/.333	.484/.379	.625/.280	7-21/4-17	.333/.235
Mar. 9	Evansville	39/25	41/35	80-60	+20	30-68/18-56	.441/.321	.429/.320	.455/.323	7-20/9-20	.350/.450
Mar. 15	UNI	35/39	28/27	63-66	(-3)	24-59/22-56	.407/.393	.500/.536	.310/.250	6-20/6-20	.300/.300

Note: Game totals are displayed in the format TEAM/OPPONENT for each category

DATE	OPPONENT	TOTAL FT	FT PCT.	REBOUNDS	REB. MARGIN	ASSISTS	T/OVER	BLOCKS	STEALS	FOULS
Nov. 9	UT Martin	16-25/26-34	.640/.765	42/35	+7	23/14	25/18	3/3	7/11	28/27
Nov. 14	SEMO	12-18/7-9	.667/.778	40/37	+3	13/6	16/23	4/7	9/4	15/22
Nov. 17	MARSHALL	17-26/8-14	.654/.571	42/37	+5	12/8	19/20	8/2	11/8	16/20
Nov. 20	WKU	14-19/23-31	.737/.742	47/32	+15	14/14	18/18	2/2	8/8	24/19
Nov. 23	Hartford	13-21/9-16	.619/.563	44/27	+17	21/9	19/17	2/0	5/9	18/21
Nov. 24	Arizona State	9-12/17-25	.750/.680	23/41	(-18)	7/17	20/15	1/1	2/15	20/17
Nov. 29	Saint Louis	8-17/18-25	.471/.720	35/34	+1	14/10	9/17	0/5	7/2	21/19
Dec. 7	NIU	12-19/11-16	.632/.688	44/42	+2	22/10	15/10	4/0	4/5	12/16
Dec. 8	EIU	13-17/13-20	.765/.650	33/24	+9	18/7	18/20	1/0	11/10	18/19
Dec. 18	Murray State	10-11/15-17	.909/.882	27/33	(-6)	15/7	13/20	1/4	11/6	14/11
Dec. 21	IUPUI	10-13/11-16	.769/.688	34/35	(-1)	17/15	16/25	1/2	13/3	18/15
Jan. 4	EVANSVILLE	5-11/9-15	.455/.600	43/24	+19	19/9	14/15	5/0	10/10	11/14
Jan. 6	INDIANA STATE	10-17/14-18	.588/.778	33/43	(-10)	17/12	13/17	4/2	10/6	17/18
Jan. 13	Missouri State	5-8/16-25	.625/.640	37/40	(-3)	11/7	15/8	3/1	3/8	22/11
Jan. 18	Illinois State	4-6/21-27	.667/.778	31/35	(-4)	12/8	12/15	3/4	6/7	22/11
Jan. 20	Bradley	5-7/15-19	.714/.789	46/48	(-2)	12/9	18/21	6/4	10/8	19/16
Jan. 25	VALPARAISO	19-31/15-17	.613/.882	38/28	+10	21/6	11/14	7/0	8/5	17/24
Jan. 27	LOYOLA	17-25/8-12	.680/.667	42/26	+16	17/12	12/14	4/1	5/5	14/22
Feb. 1	UNI	10-15/19-29	.667/.655	33/29	+4	8/10	17/15	2/4	10/9	30/19
Feb. 3	Drake	10-20/27-36	.500/.750	33/40	(-7)	16/22	17/22	3/4	12/7	24/22
Feb. 8	MISSOURI STATE	10-16/21-25	.625/.840	34/41	(-7)	17/9	19/11	4/1	6/14	22/19
Feb. 15	BRADLEY	16-30/20-33	.533/.606	50/44	+6	11/8	18/14	2/8	6/8	25/25
Feb. 17	ILLINOIS STATE	11-19/11-16	.579/.688	25/32	(-7)	16/13	10/13	4/0	7/8	15/19
Feb. 22	Loyola	4-7/5-13	.571/.385	48/29	+19	19/6	18/14	3/2	10/7	16/9
Feb. 24	Valparaiso	10-17/11-15	.588/.733	42/29	+13	17/8	16/10	5/1	5/8	17/19
Mar. 1	Drake	12-17/13-18	.706/.722	36/34	+2	15/15	18/14	2/3	2/12	21/15
Mar. 3	UNI	23-26/22-23	.885/.957	38/24	+14	8/14	11/14	2/4	6/4	19/23
Mar. 7	Indiana State	13-18/21-27	.722/.778	43/26	+17	19/9	16/7	4/1	3/10	23/20
Mar. 9	Evansville	13-18/15-20	.722/.750	46/33	+13	12/11	7/15	5/4	7/4	14/17
Mar. 15	UNI	9-14/16-19	.643/.842	35/34	+1	12/9	9/9	5/2	4/4	18/13

Note: Game totals are displayed in the format TEAM/OPPONENT for each category

1819 TEAM LEADERS

Points	G	Pts	Pts/G
Nicole Martin	30	445	14.8
Makenzie Silvey	30	432	14.4
Abby Brockmeyer	30	309	10.3
Kristen Nelson	30	242	8.1
Brittney Patrick	30	182	6.1
Payton McCallister	28	103	3.7
Celina VanHyfte	30	86	2.9

Scoring Average	G	Pts	Avg/G
Nicole Martin	30	445	14.8
Makenzie Silvey	30	432	14.4
Abby Brockmeyer	30	309	10.3
Kristen Nelson	30	242	8.1
Brittney Patrick	30	182	6.1
Payton McCallister	28	103	3.7
Celina VanHyfte	30	86	2.9

FG Percentage	FG	Att	Pct
Nicole Martin	180	336	.536
Celina VanHyfte	29	71	.408
Abby Brockmeyer	111	272	.408
Kristen Nelson	83	210	.395
Makenzie Silvey	160	410	.390
Brittney Patrick	62	165	.376
Rachel Pudlowski	22	59	.373

Field Goal Attempts	G	Att	Att/G
Makenzie Silvey	30	410	13.7
Nicole Martin	30	336	11.2
Abby Brockmeyer	30	272	9.1
Kristen Nelson	30	210	7.0
Brittney Patrick	30	165	5.5
Payton McCallister	28	109	3.9
Lauren Hartman	29	79	2.7

3-Point Percentage	3FG	Att	Pct
Brittney Patrick	22	60	.367
Kristen Nelson	39	109	.358
Rachel Pudlowski	6	17	.353
Caitlin Link	11	32	.344
Payton McCallister	18	54	.333
Makenzie Silvey	68	210	.324
Celina VanHyfte	2	8	.250

Field Goals Made	G	Made	Made/G
Nicole Martin	30	180	6.0
Makenzie Silvey	30	160	5.3
Abby Brockmeyer	30	111	3.7
Kristen Nelson	30	83	2.8
Brittney Patrick	30	62	2.1
Payton McCallister	28	34	1.2
Celina VanHyfte	30	29	1.0

Free Throw Percentage	FG	Att	Pct
Makenzie Silvey	44	52	.846
Ashley Hummel	3	4	.750
Payton McCallister	17	23	.739
Celina VanHyfte	26	37	.703
Kristen Nelson	37	54	.685
Lauren Hartman	8	12	.667
Nicole Martin	83	131	.634

3-Point FG Attempts	G	Att	Att/G
Makenzie Silvey	30	210	7.0
Kristen Nelson	30	109	3.6
Brittney Patrick	30	60	2.0
Payton McCallister	28	54	1.9
Abby Brockmeyer	30	54	1.8
Lauren Hartman	29	36	1.2
Caitlin Link	24	32	1.3

Free Throw Attempts	G	Att	Att/G
Nicole Martin	30	131	4.4
Abby Brockmeyer	30	119	4.0
Brittney Patrick	30	67	2.2
Kristen Nelson	30	54	1.8
Makenzie Silvey	30	52	1.7
Celina VanHyfte	30	37	1.2
Payton McCallister	28	23	0.8

3-Point FG Made	G	Made	Made/G
Makenzie Silvey	30	68	2.3
Kristen Nelson	30	39	1.3
Brittney Patrick	30	22	0.7

Rebounds Average	G	Reb	Avg/G
Abby Brockmeyer	30	243	8.1
Nicole Martin	30	222	7.4
Makenzie Silvey	30	119	4.0
Brittney Patrick	30	116	3.9
Lauren Hartman	29	92	3.2
Celina VanHyfte	30	56	1.9
Kristen Nelson	30	55	1.8

Rebounds	G	Reb	Reb/G
Abby Brockmeyer	30	243	8.1
Nicole Martin	30	222	7.4
Makenzie Silvey	30	119	4.0
Brittney Patrick	30	116	3.9
Lauren Hartman	29	92	3.2
Celina VanHyfte	30	56	1.9
Kristen Nelson	30	55	1.8

1819 TEAM LEADERS

Fouls	G	NO.	Per/G
Brittney Patrick	30	96	3.2
Kristen Nelson	30	82	2.7
Abby Brockmeyer	30	75	2.5
Nicole Martin	30	72	2.4
Makenzie Silvey	30	59	2.0
Lauren Hartman	29	43	1.5

Foulouts	G	NO.
Brittney Patrick	30	7
Abby Brockmeyer	30	3
Kristen Nelson	30	2
Makenzie Silvey	30	1
Nicole Martin	30	1

Blocked Shots	G	NO.	Bik/G
Abby Brockmeyer	30	37	1.2
Nicole Martin	30	15	0.5
Kristen Nelson	30	11	0.4
Celina VanHyfte	30	10	0.3
Lauren Hartman	29	8	0.3
Makenzie Silvey	30	7	0.2
Brittney Patrick	30	6	0.2

Minutes	G	NO.	Min/G
Makenzie Silvey	30	995	33.2
Brittney Patrick	30	988	32.9
Abby Brockmeyer	30	839	28.0
Nicole Martin	30	838	27.9
Kristen Nelson	30	765	25.5
Payton McCallister	28	361	12.9
Lauren Hartman	29	327	11.3

Offensive Rebounds	G	NO.	Avg/G
Abby Brockmeyer	30	85	2.8
Nicole Martin	30	78	2.6
Brittney Patrick	30	33	1.1
Lauren Hartman	29	31	1.1
Makenzie Silvey	30	29	1.0
Celina VanHyfte	30	27	0.9
Payton McCallister	28	22	0.8

Defensive Rebounds	G	NO.	Avg/G
Abby Brockmeyer	30	158	5.3
Nicole Martin	30	144	4.8
Makenzie Silvey	30	90	3.0
Brittney Patrick	30	83	2.8
Lauren Hartman	29	61	2.1
Kristen Nelson	30	42	1.4
Celina VanHyfte	30	29	1.0

Assists	G	NO.	Ast/G
Brittney Patrick	30	150	5.0
Makenzie Silvey	30	68	2.3
Kristen Nelson	30	67	2.2
Abby Brockmeyer	30	41	1.4
Payton McCallister	28	36	1.3
Nicole Martin	30	35	1.2
Rachel Pudlowski	30	31	1.0

Steals	G	NO.	Stl/G
Brittney Patrick	30	52	1.7
Makenzie Silvey	30	49	1.6
Kristen Nelson	30	35	1.2
Nicole Martin	30	23	0.8
Abby Brockmeyer	30	21	0.7
Payton McCallister	28	11	0.4
Rachel Pudlowski	30	10	0.3

Turnovers	G	NO.	To/G
Makenzie Silvey	30	78	2.6
Nicole Martin	30	77	2.6
Brittney Patrick	30	71	2.4
Abby Brockmeyer	30	50	1.7
Kristen Nelson	30	47	1.6
Payton McCallister	28	27	1.0
Lauren Hartman	29	24	0.8

1819 GAME LEADERS

Opponent	Date	Score	Points	Rebounds	Assists	Steals	Blocked Shots
at UT Martin	11/09/18	94-95	(29)Makenzie Silvey	(11)Abby Brockmeyer	(7)Brittney Patrick	(2)Abby Brockmeyer (2)Payton McCallister	(2)Brittney Patrick
SOUTHEAST MISSOURI STATE	11/14/18	60-40	(19)Nicole Martin	(13)Abby Brockmeyer	(4)Brittney Patrick	(3)Abby Brockmeyer (3)Makenzie Silvey	(2)Abby Brockmeyer
MARSHALL	11/17/18	58-49	(17)Nicole Martin	(10)Abby Brockmeyer	(4)Brittney Patrick	(3)Brittney Patrick	(5)Abby Brockmeyer
at Western Kentucky	11/20/18	76-83	(17)Nicole Martin	(10)Nicole Martin	(7)Brittney Patrick	(2)Makenzie Silvey (2)Brittney Patrick	(1)Kristen Nelson (1)Abby Brockmeyer
vs Hartford	11/23/18	72-50	(21)Nicole Martin	(10)Abby Brockmeyer	(6)Brittney Patrick	(1)Abby Brockmeyer (1)Kristen Nelson (1)Brittney Patrick (1)Rachel Pudlowski (1)Caitlin Link	(1)Nicole Martin (1)Abby Brockmeyer
vs Arizona State	11/24/18	38-82	(9)Abby Brockmeyer	(5)Brittney Patrick	(2)Kristen Nelson (2)Brittney Patrick	(1)Brittney Patrick (1)Kristen Nelson	(1)Celina VanHyfte
at Saint Louis	11/29/18	58-62	(21)Nicole Martin	(8)Abby Brockmeyer	(5)Brittney Patrick	(2)Makenzie Silvey (2)Brittney Patrick	None
NORTHERN ILLINOIS	12/07/18	82-73	(26)Abby Brockmeyer	(11)Abby Brockmeyer	(11)Brittney Patrick	(3)Brittney Patrick	(2)Nicole Martin
EASTERN ILLINOIS	12/08/18	73-59	(16)Nicole Martin	(7)Makenzie Silvey	(5)Brittney Patrick	(4)Kristen Nelson	(1)Celina VanHyfte
at Murray State	12/18/18	65-59	(24)Kristen Nelson	(9)Nicole Martin	(8)Brittney Patrick	(4)Brittney Patrick (4)Kristen Nelson	(1)Nicole Martin
IUPUI	12/21/18	78-73	(25)Abby Brockmeyer	(10)Abby Brockmeyer	(4)Brittney Patrick (4)Kristen Nelson	(5)Brittney Patrick	(1)Abby Brockmeyer
EVANSVILLE	01/04/19	67-47	(23)Nicole Martin	(12)Nicole Martin	(4)Rachel Pudlowski	(3)Brittney Patrick	(3)Kristen Nelson
INDIANA STATE	01/06/19	58-61	(26)Nicole Martin	(11)Abby Brockmeyer	(5)Makenzie Silvey	(5)Makenzie Silvey	(1)Abby Brockmeyer (1)Nicole Martin (1)Celina VanHyfte (1)Rachel Pudlowski
at Missouri State	01/13/19	51-66	(19)Nicole Martin	(11)Abby Brockmeyer	(5)Brittney Patrick	(2)Makenzie Silvey	(2)Nicole Martin
at Illinois State	01/18/19	52-60	(13)Makenzie Silvey	(11)Abby Brockmeyer	(4)Kristen Nelson	(3)Makenzie Silvey	(1)Kristen Nelson (1)Nicole Martin (1)Abby Brockmeyer
at Bradley	01/20/19	53-58	(16)Nicole Martin	(11)Nicole Martin	(5)Brittney Patrick	(3)Makenzie Silvey	(2)Abby Brockmeyer (2)Celina VanHyfte
VALPARAISO	01/25/19	87-65	(21)Makenzie Silvey	(7)Brittney Patrick	(9)Brittney Patrick	(3)Brittney Patrick	(2)Lauren Hartman
LOYOLA CHICAGO	01/27/19	74-63	(18)Nicole Martin	(10)Nicole Martin	(9)Brittney Patrick	(2)Kristen Nelson	(4)Abby Brockmeyer
at Northern Iowa	02/01/19	53-65	(20)Makenzie Silvey	(7)Nicole Martin (7)Brittney Patrick	(3)Brittney Patrick	(3)Celina VanHyfte (3)Kristen Nelson	(1)Abby Brockmeyer (1)Rachel Pudlowski
at Drake University	02/03/19	66-94	(12)Payton McCallister	(9)Abby Brockmeyer	(6)Brittney Patrick	(4)Makenzie Silvey	(1)Celina VanHyfte (1)Kristen Nelson (1)Abby Brockmeyer
MISSOURI STATE	02/08/19	58-70	(15)Makenzie Silvey	(8)Nicole Martin (8)Brittney Patrick	(4)Makenzie Silvey (4)Brittney Patrick	(2)Makenzie Silvey	(2)Celina VanHyfte
BRADLEY	02/15/19	62-55	(18)Nicole Martin	(12)Lauren Hartman	(3)Abby Brockmeyer (3)Caitlin Link	(2)Makenzie Silvey (2)Brittney Patrick	(2)Lauren Hartman
ILLINOIS STATE	02/17/19	66-68	(14)Makenzie Silvey	(5)Abby Brockmeyer	(8)Makenzie Silvey	(2)Abby Brockmeyer (2)Nicole Martin	(2)Kristen Nelson
at Loyola Chicago	02/22/19	64-41	(17)Nicole Martin	(16)Nicole Martin	(8)Brittney Patrick	(3)Nicole Martin (3)Makenzie Silvey	(2)Brittney Patrick
at Valparaiso	02/24/19	58-47	(16)Makenzie Silvey	(10)Abby Brockmeyer	(8)Brittney Patrick	(3)Brittney Patrick	(2)Makenzie Silvey (2)Abby Brockmeyer
DRAKE UNIVERSITY	03/01/19	64-71	(15)Makenzie Silvey	(11)Nicole Martin	(6)Brittney Patrick	(1)Nicole Martin (1)Makenzie Silvey	(2)Makenzie Silvey
NORTHERN IOWA	03/03/19	67-76	(18)Nicole Martin	(13)Abby Brockmeyer	(4)Brittney Patrick	(2)Brittney Patrick (2)Kristen Nelson (2)Abby Brockmeyer	(1)Lauren Hartman (1)Nicole Martin
at Indiana State	03/07/19	80-61	(23)Nicole Martin	(10)Abby Brockmeyer	(8)Brittney Patrick	(2)Brittney Patrick	(2)Abby Brockmeyer
at Evansville	03/09/19	80-60	(19)Brittney Patrick	(11)Nicole Martin	(3)Kristen Nelson	(3)Makenzie Silvey	(4)Abby Brockmeyer
vs Northern Iowa	03/15/19	63-66	(16)Makenzie Silvey	(7)Brittney Patrick (7)Abby Brockmeyer	(4)Kristen Nelson	(2)Makenzie Silvey	(2)Nicole Martin (2)Abby Brockmeyer

2018-19 TEAM HIGHS/LOWS

SIU TEAM HIGHS			SIU TEAM LOWS		
Points	94	at UT Martin (11/09/18)	Points	38	vs Arizona State (11/24/18)
	87	VALPARAISO (01/25/19)		51	at Missouri State (01/13/19)
	80	at Evansville (03/09/19)		53	at Northern Iowa (02/01/19)
Field Goals Made	31	IUPUI (12/21/18)	Field Goals Made	19	MARSHALL (11/17/18)
Field Goal Attempts	75	at Bradley (01/20/19)	Field Goal Attempts	50	vs Arizona State (11/24/18)
Field Goal Percentage	.531 (34-64)	at UT Martin (11/09/18)	Field Goal Percentage	.293 (22-75)	at Bradley (01/20/19)
3 PT Field Goals Made	10	at Loyola Chicago (02/22/19)	3 PT Field Goals Made	3	vs Arizona State (11/24/18)
3 PT Field Goals Attempted	29	at Bradley (01/20/19)	3 PT Field Goals Attempted	14	at Saint Louis (11/29/18)
3 PT Field Goal Percentage	.467 (14-30)	NORTHERN ILLINOIS (12/07/18)	3 PT Field Goal Percentage	.138 (4-29)	at Bradley (01/20/19)
Free Throws Made	19	VALPARAISO (01/25/19)	Free Throws Made	5	at Bradley (01/20/19)
Free Throws Attempts	30	BRADLEY (02/15/19)	Free Throws Attempts	7	at Bradley (01/20/19)
Free Throw Percentage	.885 (23-26)	NORTHERN IOWA (03/03/19)	Free Throw Percentage	.471 (8-17)	at Saint Louis (11/29/18)
Rebounds	48	at Loyola Chicago (02/22/19)	Rebounds	25	ILLINOIS STATE (02/17/19)
Assists	22	NORTHERN ILLINOIS (12/07/18)	Assists	8	at Northern Iowa (02/01/19)
Steals	12	at Drake University (02/03/19)	Steals	3	at Indiana State (03/07/19)
Blocked Shots	7	VALPARAISO (01/25/19)	Blocked Shots	0	at Saint Louis (11/29/18)
Turnovers	20	vs Arizona State (11/24/18)	Turnovers	2	at Northern Iowa (02/01/19)
Fouls	28	at UT Martin (11/09/18)	Fouls	9	vs Northern Iowa (03/15/19)
				12	NORTHERN ILLINOIS (12/07/18)

OPPONENT TEAM HIGHS			OPPONENT TEAM LOWS		
Points	95	at UT Martin (11/09/18)	Points	40	SOUTHEAST MISSOURI STATE (11/14/18)
	94	at Drake University (02/03/19)		41	at Loyola Chicago (02/22/19)
	82	vs Arizona State (11/24/18)		49	MARSHALL (11/17/18)
Field Goals Made	28	NORTHERN ILLINOIS (12/07/18)	Field Goals Made	15	at Valparaiso (02/24/19)
Field Goal Attempts	66	at UT Martin (11/09/18)	Field Goal Attempts	42	at Illinois State (01/18/19)
Field Goal Percentage	.560 (28-50)	vs Arizona State (11/24/18)	Field Goal Percentage	.278 (15-54)	at Valparaiso (02/24/19)
3 PT Field Goals Made	10	NORTHERN IOWA (03/03/19)	3 PT Field Goals Made	0	at Missouri State (01/13/19)
3 PT Field Goals Attempted	24	NORTHERN IOWA (03/03/19)		4	at Saint Louis (11/29/18)
3 PT Field Goal Percentage	.529 (9-17)	vs Arizona State (11/24/18)	3 PT Field Goals Attempted	9	MISSOURI STATE (02/08/19)
Free Throws Made	26	at UT Martin (11/09/18)	3 PT Field Goal Percentage	.000 (0-3)	at Missouri State (01/13/19)
Free Throws Attempts	34	at UT Martin (11/09/18)		.174 (4-23)	VALPARAISO (01/25/19)
Free Throw Percentage	.882 (15-17)	VALPARAISO (01/25/19)	Free Throws Made	7	SOUTHEAST MISSOURI STATE (11/14/18)
Rebounds	44	BRADLEY (02/15/19)	Free Throws Attempts	12	LOYOLA CHICAGO (01/27/19)
Assists	17	vs Arizona State (11/24/18)	Free Throw Percentage	.563 (9-16)	vs Hartford (11/23/18)
Steals	14	MISSOURI STATE (02/08/19)	Rebounds	26	LOYOLA CHICAGO (01/27/19)
Blocked Shots	7	SOUTHEAST MISSOURI STATE (11/14/18)	Assists	7	at Missouri State (01/13/19)
Turnovers	23	SOUTHEAST MISSOURI STATE (11/14/18)	Steals	3	IUPUI (12/21/18)
Fouls	25	BRADLEY (02/15/19)	Blocked Shots	0	NORTHERN ILLINOIS (12/07/18)
				0	ILLINOIS STATE (02/17/19)
				0	EVANSVILLE (01/04/19)
				0	EASTERN ILLINOIS (12/08/18)
				0	vs Hartford (11/23/18)
				0	VALPARAISO (01/25/19)
				2	at Loyola Chicago (02/22/19)
				8	at Missouri State (01/13/19)
			Turnovers	8	at Missouri State (01/13/19)
			Fouls	11	at Missouri State (01/13/19)

2018-19 INDIVIDUAL HIGHS

SIU GAME HIGHS			OPPONENT GAME HIGHS		
Points	29	Silvey, Makenzie at UT Martin (11/09/18)	Points	30	Gonzales, Janae LOYOLA CHICAGO (01/27/19)
	26	Brockmeyer, Abby NORTHERN ILLINOIS (12/07/18)		30	Hittner, Becca at Drake University (02/03/19)
	26	Martin, Nicole INDIANA STATE (01/06/19)		28	Rucker, Karli NORTHERN IOWA (03/03/19)
Field Goals Made	11	Silvey, Makenzie at UT Martin (11/09/18)	Field Goals Made	11	Gonzales, Janae LOYOLA CHICAGO (01/27/19)
	11	Brockmeyer, Abby IUPUI (12/21/18)		11	Goods, Simone ILLINOIS STATE (02/17/19)
	11	Martin, Nicole EVANSVILLE (01/04/19)	Field Goals Att.	21	Willard, Alexa MISSOURI STATE (02/08/19)
Field Goals Att.	23	Silvey, Makenzie at UT Martin (11/09/18)	FG Pct (min 10 made)	.786 (11-14)	Goods, Simone ILLINOIS STATE (02/17/19)
FG Pct (min 10 made)	.917 (11-12)	Martin, Nicole EVANSVILLE (01/04/19)	3-Point FG Made	8	Gonzales, Janae LOYOLA CHICAGO (01/27/19)
3-Point FG Made	6	Silvey, Makenzie at UT Martin (11/09/18)	3-Point FG Att.	13	Gonzales, Janae LOYOLA CHICAGO (01/27/19)
	6	Nelson, Kristen NORTHERN ILLINOIS (12/07/18)	3-Pt FG Pct (min 4 made)	.857 (6-7)	GIVENS, Dee at Western Kentucky (11/20/18)
3-Point FG Att.	15	Silvey, Makenzie at UT Martin (11/09/18)	Free Throws Made	15	Rhine, Sara at Drake University (02/03/19)
3-PT FG Pct (min 4 made)	1.000 (4-4)	Nelson, Kristen at Murray State (12/18/18)	Free Throws Att.	17	Rhine, Sara at Drake University (02/03/19)
Free Throws Made	13	Brockmeyer, Abby NORTHERN IOWA (03/03/19)	FT Pct (min 7 made)	1.000 (8-8)	ELGEDAWY, Raneem at Western Kentucky (11/20/18)
Free Throws Att.	16	Brockmeyer, Abby NORTHERN IOWA (03/03/19)		1.000 (8-8)	Frantz, Jordyn at Saint Louis (11/29/18)
FT Pct (min 7 made)	1.000 (7-7)	Silvey, Makenzie at Northern Iowa (02/01/19)		1.000 (8-8)	Goods, Simone at Illinois State (01/18/19)
Rebounds	16	Martin, Nicole at Loyola Chicago (02/22/19)		1.000 (8-8)	Morgan, Mikaela NORTHERN IOWA (03/03/19)
Assists	11	Patrick, Brittney NORTHERN ILLINOIS (12/07/18)		1.000 (8-8)	Lee, Tamara at Indiana State (03/07/19)
Steals	5	Patrick, Brittney IUPUI (12/21/18)		1.000 (7-7)	Haack, Gabi at Bradley (01/20/19)
	5	Silvey, Makenzie INDIANA STATE (01/06/19)	Rebounds	14	Franklin, Jasmine at Missouri State (01/13/19)
Blocked Shots	5	Brockmeyer, Abby MARSHALL (11/17/18)	Assists	7	Wallace, Tiara LOYOLA CHICAGO (01/27/19)
Turnovers	7	Patrick, Brittney at Bradley (01/20/19)	Steals	4	Mbulito, Iris vs Arizona State (11/24/18)
Fouls	5	Patrick, Brittney at UT Martin (11/09/18)		4	Citizen, Danielle at Missouri State (01/13/19)
	5	Patrick, Brittney at Western Kentucky (11/20/18)		4	Petree, Lasha at Bradley (01/20/19)
	5	Patrick, Brittney INDIANA STATE (01/06/19)		4	Howell, Ellie at Northern Iowa (02/01/19)
	5	Brockmeyer, Abby at Illinois State (01/18/19)		4	Franklin, Jasmine MISSOURI STATE (02/08/19)
	5	Patrick, Brittney at Northern Iowa (02/01/19)		4	Bachrodt, Sammie DRAKE UNIVERSITY (03/01/19)
	5	Nelson, Kristen at Northern Iowa (02/01/19)	Blocked Shots	3	Taylor, Jocelyn SOUTHEAST MISSOURI STATE (11/14/18)
	5	Brockmeyer, Abby at Northern Iowa (02/01/19)		3	Lindfors, Amber at Saint Louis (11/29/18)
	5	Martin, Nicole at Drake University (02/03/19)		3	Talbot, Megan at Illinois State (01/18/19)
	5	Brockmeyer, Abby at Drake University (02/03/19)		3	Coffman, Kaylan at Evansville (03/09/19)
	5	Silvey, Makenzie MISSOURI STATE (02/08/19)	Turnovers	8	Harbison, Ciaja at Saint Louis (11/29/18)
	5	Patrick, Brittney BRADLEY (02/15/19)		8	O'reilly, Katelyn IUPUI (12/21/18)
	5	Nelson, Kristen BRADLEY (02/15/19)	Fouls	5	Perry, Chelsey at UT Martin (11/09/18)
	5	Patrick, Brittney NORTHERN IOWA (03/03/19)		5	Waldrop, Maddie at UT Martin (11/09/18)
				5	Smith, Sierra vs Hartford (11/23/18)
				5	Zars, Evan at Saint Louis (11/29/18)
				5	Ellenson, Ella VALPARAISO (01/25/19)
				5	Rice, Ellie LOYOLA CHICAGO (01/27/19)
				5	Meyer, Alexis LOYOLA CHICAGO (01/27/19)

GAMEONE

GAMETWO

Official Box Score -- Game Totals -- Final Statistics
Southern Illinois vs. UT Martin
11/9/2018 6:00 p.m. at Martin, Tenn.

#	Player	Total		3-Ptr		Rebounds			PF	TP	A	TO	Blk	Stl	Min
		FG	FGA	FG	FGA	Off	Def	Tot							
25	Abby Brockmeyer	F	7-10	1-1	5-8	5	6	11	3	20	1	3	0	2	29
34	Nicole Martin	F	5-9	0-0	2-3	2	4	6	4	12	2	5	0	1	26
10	Brittney Patrick	G	0-1	0-0	4-8	0	5	5	5	4	7	2	2	0	29
12	Makenzie Silvey	G	11-23	6-15	1-1	1	1	2	1	29	5	6	0	1	37
21	Payton McCallister	G	4-13	2-9	2-3	1	4	5	2	12	5	3	0	2	31
05	Caillin Link		0-0	0-0	0-0	0	0	0	0	0	0	2	0	0	3
23	Kristen Nelson		2-2	1-1	2-2	1	1	2	2	7	1	0	0	1	12
31	Lauren Hartman		2-2	0-0	0-0	0	1	1	4	4	0	1	0	0	5
33	Rachel Pudlowski		0-0	0-0	0-0	0	2	2	4	0	2	1	0	0	10
35	Celina VanHyfte		2-2	0-0	0-0	0	4	4	1	4	0	2	0	0	17
42	Ashley Hummel		1-2	0-0	0-0	0	0	0	2	2	0	0	1	0	11
TEAM						3	1	4							
Totals			34-64	10-26	16-25	13	29	42	28	94	23	25	3	7	200
FG % 1st Half: 16-30		53.3%	2nd Half: 18-34		52.9%	Game: 34-64		53.1%	Deadball						
3FG % 1st Half: 6-12		50.0%	2nd Half: 4-14		28.6%	Game: 10-26		38.5%	Rebounds						
FT % 1st Half: 7-10		70.0%	2nd Half: 9-15		60.0%	Game: 16-25		64.0%	Rebounds						4

#	Player	Total		3-Ptr		Rebounds			PF	TP	A	TO	Blk	Stl	Min
		FG	FGA	FG	FGA	Off	Def	Tot							
20	Chelsey Perry	F	5-12	0-3	5-7	1	5	6	5	15	0	1	2	1	26
21	Maddie Waldrop	F	0-1	0-1	0-0	1	1	2	5	0	1	1	0	1	18
04	Emanye Robertson	G	4-7	0-0	7-8	0	4	4	1	15	5	3	0	2	28
14	Zaire Hicks	G	3-10	2-4	2-2	2	0	2	1	10	1	1	0	0	24
35	Paige Pipkin	G	2-8	0-3	0-0	1	2	3	1	4	2	2	0	1	19
00	Emma Davis		3-3	3-3	1-2	0	1	1	0	10	0	1	0	1	17
02	Sade' Hudson		4-7	0-2	6-7	0	1	1	2	14	0	4	0	0	11
11	Aundrea Adams		2-5	1-1	1-2	2	1	3	4	6	0	3	0	0	13
15	Brittini Moore		2-2	2-2	0-0	0	1	1	4	6	0	0	0	0	4
22	Damiah Griffin		3-6	0-3	2-4	0	2	2	1	8	0	1	0	3	21
30	Kyarah Grant		1-2	1-2	0-0	0	0	0	0	3	1	0	0	0	4
31	Kyannah Grant		1-2	0-0	2-2	1	0	1	2	4	3	1	0	2	7
33	Demi Burdick		0-1	0-1	0-0	1	2	3	1	0	1	0	1	0	7
TEAM						4	2	6							
Totals			30-66	9-25	26-34	13	22	35	27	95	14	18	3	11	199
FG % 1st Half: 17-39		43.6%	2nd Half: 13-27		48.1%	Game: 30-66		45.5%	Deadball						
3FG % 1st Half: 6-17		35.3%	2nd Half: 3-8		37.5%	Game: 9-25		36.0%	Rebounds						2
FT % 1st Half: 16-22		72.7%	2nd Half: 10-12		83.3%	Game: 26-34		76.5%	Rebounds						2

Officials: Technical Fouls: Southern Illinois-None. UT Martin-None. Martin, Tenn. Attendance: 1415
2018-19 Women's Basketball. Round: 0. Southern Ill. vs UT Martin. Played at .

Score by Period	1st	2nd	3rd	4th	Total
Southern Illinois	30	15	24	25	94
UT Martin	23	33	16	23	95

Last FG - SIU 4th-00:00, UTM 4th-00:53.
Largest lead - SIU by 12 1st-03:26, UTM by 20 3rd-07:07
SIU led for 17:18. UTM led for 20:50. Game was tied for 01:52.

Official Box Score -- Game Totals -- Final Statistics
Southeast Missouri State vs. Southern Illinois
11/14/2018 12:00 p.m. at Carbondale, IL

#	Player	Total		3-Ptr		Rebounds			PF	TP	A	TO	Blk	Stl	Min
		FG	FGA	FG	FGA	Off	Def	Tot							
02	Carrie Shephard	F	4-13	4-10	0-0	0	1	1	4	12	0	3	0	0	26
03	Adrianna Murphy	F	2-8	1-4	0-0	1	3	4	2	5	2	6	0	0	31
13	Jessie Harshberger	F	0-4	0-0	0-0	1	1	2	1	0	0	2	0	0	15
24	Tesia Thompson	F	3-11	0-1	2-3	2	5	7	2	8	2	0	1	1	24
32	Losmie Lutaya	F	0-0	0-0	0-0	0	0	0	0	3	0	1	1	0	4
01	Kennedi Allen	F	0-1	0-0	0-0	0	2	2	4	0	1	1	0	1	14
04	Dolapo Bolegun	F	0-0	0-0	0-0	0	0	0	1	0	0	1	0	1	8
05	Tionne Colyer	F	0-0	0-0	0-0	0	0	0	0	1	0	0	1	0	4
10	Taelour Pruitt	F	1-4	0-2	3-4	2	0	2	1	5	1	3	0	0	24
21	Iyanna McCurdy	F	0-0	0-0	0-0	0	2	2	0	0	0	1	0	0	5
23	Jocelyn Taylor	F	2-8	0-1	2-2	3	5	8	2	6	0	1	3	1	22
25	Sarah Balfour	F	0-1	0-1	0-0	0	0	0	0	0	0	1	0	1	7
30	Brittney Cupp	F	0-1	0-0	0-0	0	0	0	0	0	0	0	0	0	2
55	Celeste Akoro	F	2-3	0-0	0-0	1	2	3	1	4	0	1	1	0	14
TEAM						0	6	6							
Totals			14-54	5-19	7-9	10	27	37	22	40	6	23	7	4	200
FG % 1st Half: 8-29		27.6%	2nd Half: 6-25		24.0%	Game: 14-54		25.9%	Deadball						
3FG % 1st Half: 4-12		33.3%	2nd Half: 1-7		14.3%	Game: 5-19		26.3%	Rebounds						0.4
FT % 1st Half: 0-0		0.0%	2nd Half: 7-9		77.8%	Game: 7-9		77.8%	Rebounds						0.4

#	Player	Total		3-Ptr		Rebounds			PF	TP	A	TO	Blk	Stl	Min
		FG	FGA	FG	FGA	Off	Def	Tot							
34	Nicole Martin	F	8-13	0-0	3-6	5	3	8	1	19	2	5	0	0	33
10	Brittney Patrick	G	3-8	0-0	2-4	2	2	4	3	8	4	1	1	2	36
12	Makenzie Silvey	G	6-18	3-9	2-2	2	2	4	2	17	2	2	0	3	35
21	Payton McCallister	G	0-4	0-2	2-2	0	3	3	0	3	2	3	2	1	29
05	Caillin Link	G/F	4-7	1-2	2-3	1	12	13	0	11	2	2	2	3	33
02	Kristen Nelson		0-0	0-0	0-0	1	0	1	0	0	0	1	0	0	4
23	Kristen Nelson		1-6	0-2	1-1	0	0	0	3	3	0	2	0	0	14
31	Lauren Hartman		0-0	0-0	0-0	0	1	1	0	0	0	1	0	0	3
33	Rachel Pudlowski		0-0	0-0	0-0	0	1	1	2	0	0	0	0	0	3
35	Celina VanHyfte		0-1	0-0	0-0	0	3	3	0	0	0	0	0	0	7
42	Ashley Hummel		0-0	0-0	0-0	0	0	0	1	0	0	0	0	0	3
TEAM						0	2	2							
Totals			22-57	4-15	12-18	11	29	40	15	60	13	16	4	9	200
FG % 1st Half: 10-28		35.7%	2nd Half: 12-29		41.4%	Game: 22-57		38.6%	Deadball						
3FG % 1st Half: 1-6		16.7%	2nd Half: 3-9		33.3%	Game: 4-15		26.7%	Rebounds						0.2
FT % 1st Half: 4-7		57.1%	2nd Half: 8-11		72.7%	Game: 12-18		66.7%	Rebounds						0.2

Officials: Amy Bonner, Trey Miles, Eddie Gadsden
Technical Fouls: Southeast Missouri State-None. Southern Illinois-None. Carbondale, IL Attendance: 2667

Score by Period	1st	2nd	3rd	4th	Total
Southeast Missouri	15	5	14	6	40
Southern Illinois	8	17	18	6	60

Last FG - SEMO 4th-03:47, SIU 4th-01:35.
Largest lead - SEMO by 12 1st-02:04, SIU by 20 4th-01:35
SEMO led for 07:17. SIU led for 29:27. Game was tied for 03:16.

GAME THREE

GAME FOUR

Official Box Score -- Game Totals -- Final Statistics
Marshall vs. Southern Illinois
11/17/2018 2:00 p.m. at Carbondale, IL

#	Player	Total		3-Ptr		Rebounds			PF	TP	A	TO	Blk	Stl	Min
		FG	FGA	FG	FGA	Off	Def	Tot							
11	Taylor Porter	F	3-10	0-4	2-2	2	6	8	2	8	1	1	0	1	27
14	Shayna Gore	F	2-14	1-8	0-0	0	1	1	3	5	3	0	0	1	28
20	Taylor Pearson	F	5-7	0-1	0-2	1	5	6	2	10	1	2	0	2	23
22	Khadajia Brooks	F	1-3	0-1	1-2	1	0	1	2	3	0	4	1	0	26
23	Kristen Mayo	F	3-7	2-3	2-2	0	3	3	3	10	2	5	0	2	28
00	Kia Svilis		2-7	0-2	0-2	5	1	6	2	4	0	3	0	2	25
01	Jovana Vucetic		0-0	0-0	0-0	0	0	0	0	0	0	0	0	0	2
05	Princess Clemons		1-5	0-2	2-2	0	1	1	4	0	1	0	0	0	12
15	Tana Driver		0-0	0-0	0-0	0	0	0	1	0	1	2	0	0	6
21	Brianna Toney		0-0	0-0	0-0	0	0	0	1	0	1	0	0	0	3
34	Lorelei Roper		2-3	0-0	1-2	1	3	4	3	5	0	1	0	0	20
TEAM						2	5	7							
Totals			19-56	3-21	8-14	12	25	37	20	49	8	20	2	8	200
FG % 1st Half: 10-29		34.5%	2nd Half: 9-27		33.3%	Game: 19-56		33.9%	Deadball						
3FG % 1st Half: 1-11		9.1%	2nd Half: 2-10		20.0%	Game: 3-21		14.3%	Rebounds						
FT % 1st Half: 0-0		0.0%	2nd Half: 8-14		57.1%	Game: 8-14		57.1%	Rebounds						0.3

#	Player	Total		3-Ptr		Rebounds			PF	TP	A	TO	Blk	Stl	Min
		FG	FGA	FG	FGA	Off	Def	Tot							
34	Nicole Martin	F	6-9	0-0	5-8	2	3	5	3	17	1	6	0	1	29
10	Brittney Patrick	G	2-5	1-2	5-8	2	1	3	2	10	4	2	0	3	33
12	Makenzie Silvey	G	4-13	2-8	2-2	1	3	4	3	12	1	2	0	1	35
21	Payton McCallister	G	2-8	0-0	0-0	3	3	6	3	4	2	1	0	2	31
25	Abby Brockmeyer	G/F	3-8	0-1	4-6	2	8	10	2	10	1	0	5	2	33
05	Caillin Link		0-2	0-2	1-2	0	2	2	1	0	1	0	1	0	10
23	Kristen Nelson		0-4	0-1	0-0	1	1	2	0	1	2	1	1		

GAME FIVE

GAME SIX

Official Box Score -- Game Totals -- Final Statistics
Hartford vs. Southern Illinois
 11/23/2018 12:00 p.m. at Southpoint Arena Las Vegas, NV

#	Player	Total			Rebounds			3-Ptr			A	TO	Blk	Stl	Min						
		FG-FGA	FG-FGA	FT-FTA	Off	Def	Tot	PF	TP	A						TO	Blk	Stl			
02	Sierra DaCosta	* 1-6	0-1	2-2	0	1	1	4	4	1	3	0	0	30							
04	Jade Young	* 2-8	1-2	0-0	0	1	1	0	5	1	3	0	2	28							
05	Andy Abed	* 9-17	4-7	0-0	1	1	2	22	1	2	0	2	20								
10	Ella Awobajo	* 0-2	0-1	5-8	1	4	5	4	5	2	0	0	20								
13	Kelly Douglass	* 1-4	1-3	0-0	0	2	2	3	1	1	0	1	21								
01	Jordan McLemore	* 4-8	1-1	1-2	1	2	3	0	10	1	2	0	22								
03	Jada Lucas	* 0-5	0-2	0-0	0	1	1	2	0	0	1	0	19								
12	Lawrencia Moten	* 0-3	0-0	1-2	1	2	3	1	1	0	1	0	2								
32	Jabria Ingram	* 0-0	0-0	0-2	0	1	1	0	0	1	2	0	1								
40	Sierra Smith	* 0-0	0-0	0-0	1	2	3	5	0	1	0	0	9								
44	Brielle Wilborn	* 0-0	0-0	0-0	0	1	1	1	0	0	2	0	0								
TEAM						3		4													
Totals		17-53		7-17		9-16		8		19		27		21 50		9 17		0 9		200	
FG % 1st Half: 8-28		28.6%		2nd Half: 9-25		36.0%		Game: 17-53		32.1%		Deadball									
3FG % 1st Half: 2-10		20.0%		2nd Half: 5-7		71.4%		Game: 7-17		41.2%		Rebounds									
FT % 1st Half: 1-4		25.0%		2nd Half: 8-12		66.7%		Game: 9-16		56.3%		Rebounds		3							

#	Player	Total			Rebounds			3-Ptr			A	TO	Blk	Stl	Min						
		FG-FGA	FG-FGA	FT-FTA	Off	Def	Tot	PF	TP	A						TO	Blk	Stl			
25	Abby Brockmeyer	F 7-13	1-3	2-7	2	8	10	0	17	5	1	1	1	17							
34	Nicole Martin	F 8-12	0-0	5-6	3	2	5	2	21	0	1	1	0	13							
10	Brittney Patrick	G 0-1	0-0	0-0	0	2	2	3	0	6	3	0	1	33							
12	Makenzie Silvey	G 4-7	3-6	0-0	1	6	7	2	11	1	4	0	0	20							
21	Payton McCallister	G 3-6	3-5	2-2	1	2	3	1	11	5	3	0	0	20							
05	Caitlin Link	* 0-1	0-1	0-0	0	2	2	2	0	2	1	0	1	15							
23	Kristen Nelson	* 0-5	0-2	2-2	0	2	2	2	2	2	0	1	0	20							
31	Lauren Hartman	* 1-2	0-0	0-0	2	3	5	4	2	0	1	0	0	9							
33	Rachel Pudlowski	* 1-2	0-0	1-2	0	0	0	1	3	0	1	0	1	9							
35	Celina VanHyfte	* 2-3	0-0	1-2	0	1	1	1	5	0	1	0	0	24							
42	Ashley Hummel	* 0-1	0-0	0-0	0	0	0	0	0	0	1	0	0	14							
TEAM						3		4													
Totals		26-53		7-18		13-21		12		32		44		18 72		21 19		2 5		200	
FG % 1st Half: 16-28		57.1%		2nd Half: 10-25		40.0%		Game: 26-53		49.1%		Deadball									
3FG % 1st Half: 5-8		62.5%		2nd Half: 2-10		20.0%		Game: 7-18		38.9%		Rebounds									
FT % 1st Half: 1-5		20.0%		2nd Half: 12-16		75.0%		Game: 13-21		61.9%		Rebounds		4							

Officials: Enlund, T. Jones, McDow
 Technical Fouls: Hartford-None, Southern Illinois-None.
 Southpoint Arena Las Vegas, NV Attendance: 0

Score by Period	1st	2nd	3rd	4th	Total
Hartford	11	8	13	18	50
Southern Illinois	24	14	14	20	72

Last FG - UHART 4th-03:45, SIU 4th-00:20
 Largest lead - UHART None, SIU by 27 3rd-03:39

UHART led for 00:00, SIU led for 39:02, Game was tied for 00:58.

Points	In	Off	2nd	Fast	Bench
UHART	14	9	18	6	11
SIU	34	15	18	4	12

Score Tied - 1 times
 Lead Changed - 0 times

Official Box Score -- Game Totals -- Final Statistics
Southern Illinois vs. Arizona State
 11/24/2018 2:30 p.m. at Southpoint Arena Las Vegas, NV

#	Player	Total			Rebounds			3-Ptr			A	TO	Blk	Stl	Min						
		FG-FGA	FG-FGA	FT-FTA	Off	Def	Tot	PF	TP	A						TO	Blk	Stl			
10	Brittney Patrick	* 0-5	0-0	0-0	0	5	5	4	0	2	3	0	1	25							
12	Makenzie Silvey	* 2-14	2-5	2-2	1	0	1	4	8	0	2	0	0	20							
22	Payton McCallister	* 1-3	1-1	0-0	0	0	0	1	3	1	2	0	0	23							
25	Abby Brockmeyer	* 3-3	0-0	3-4	1	2	3	3	9	1	1	0	0	25							
34	Nicole Martin	* 3-10	0-0	1-2	1	1	2	1	7	0	3	0	0	24							
05	Caitlin Link	* 0-1	0-1	0-0	1	0	1	0	0	0	3	0	0	15							
23	Kristen Nelson	* 1-6	0-0	1-2	0	0	0	2	3	2	2	0	1	21							
31	Lauren Hartman	* 0-0	0-0	0-0	1	0	1	1	0	0	0	0	0	7							
33	Rachel Pudlowski	* 1-3	0-0	0-0	0	0	0	0	3	2	0	2	0	17							
35	Celina VanHyfte	* 1-2	0-1	0-0	2	1	3	1	2	1	1	1	0	13							
42	Ashley Hummel	* 1-3	0-0	2-2	2	2	4	0	4	0	1	1	0	10							
TEAM						1		2													
Totals		13-50		3-8		9-12		10		13		23		20 38		7 20		1 2		200	
FG % 1st Half: 8-22		36.4%		2nd Half: 5-28		17.9%		Game: 13-50		26.0%		Deadball									
3FG % 1st Half: 3-6		50.0%		2nd Half: 0-2		0.0%		Game: 3-8		37.5%		Rebounds									
FT % 1st Half: 6-8		75.0%		2nd Half: 3-4		75.0%		Game: 9-12		75.0%		Rebounds		2							

#	Player	Total			Rebounds			3-Ptr			A	TO	Blk	Stl	Min						
		FG-FGA	FG-FGA	FT-FTA	Off	Def	Tot	PF	TP	A						TO	Blk	Stl			
01	Reili Richardson	* 4-7	3-5	0-0	0	1	1	1	11	2	2	0	3	17							
11	Robbi Ryan	* 2-4	1-1	5-6	1	1	2	1	10	2	1	0	0	13							
22	Courtney Ekmark	* 0-0	0-0	2-2	0	0	0	2	2	0	1	0	0	18							
33	Cha Johnson-Chapman	* 2-3	0-0	0-0	0	3	3	1	4	0	0	1	0	16							
42	Kianna Iltis	* 5-5	0-0	0-0	1	1	2	0	7	1	1	0	1	12							
00	Taya Hanson	* 2-4	2-3	1-2	1	1	2	0	10	1	1	0	0	18							
04	Kiara Russell	* 0-1	0-0	0-0	0	0	0	0	0	3	0	0	0	8							
05	Jamie Loera	* 0-3	0-2	0-0	0	2	2	2	0	4	1	0	1	18							
21	Sophia Elenga	* 3-4	0-0	3-3	5	4	9	2	9	0	2	0	0	16							
23	Iris Mbulito	* 3-6	1-2	3-5	0	3	3	2	10	3	2	0	4	15							
24	Breyanna Sanders	* 0-1	0-0	1-2	1	4	5	0	1	1	0	0	2	12							
32	Jayde Van Hyfte	* 3-4	0-0	1-1	1	0	1	2	7	0	1	0	2	16							
44	Eva Rubin	* 2-4	0-0	1-4	2	0	2	3	5	0	2	1	0	11							
52	Jamie Ruden	* 2-4	2-4	0-0	0	2	2	1	6	0	1	0	1	10							
TEAM						1		6													
Totals		28-50		9-17		17-25		13		28		41		17 82		17 15		1 15		200	
FG % 1st Half: 15-26		57.7%		2nd Half: 13-24		54.2%		Game: 28-50		56.0%		Deadball									
3FG % 1st Half: 5-11		45.5%		2nd Half: 4-8		50.0%		Game: 9-17		52.9%		Rebounds									
FT % 1st Half: 6-8		75.0%		2nd Half: 11-17		64.7%		Game: 17-25		68.0%		Rebounds		4							

Officials: Gulbeyan, Gilpin, Martinez
 Technical Fouls: Southern Illinois-None, Arizona State-None.
 Southpoint Arena Las Vegas, NV Attendance: 0

Score by Period	1st	2nd	3rd	4th	Total
Southern Illinois	12	13	7	6	38
Arizona State	16	25	24	17	82

Points	In	Off	2nd	Fast	Bench
SIU	18	6	11	0	11
ASU	32	23	7	8	45

Last FG - SIU 4th-03:09, ASU 4th-00:15
 Largest lead - SIU by 5 1st-07:39, ASU by 44 4th-00:15

SIU led for 03:14, ASU led for 33:05, Game was tied for 03:41.

Score Tied - 4 times
 Lead Changed - 3 times

GAME SEVEN

GAME EIGHT

Official Box Score -- Game Totals -- Final Statistics
Southern Illinois vs. Saint Louis
 11/29/2018 7:00 p.m.

#	Player	Total			Rebounds			3-Ptr			A	TO	Blk	Stl	Min
		FG-FGA	FG-FGA	FT-FTA	Off	Def	Tot	PF	TP	A					
25	Abby Brockmeyer	F 4-14	0-1	1-2	4	4	8	2	9	2	0	0	1	37	
34	Nicole Martin	F 8-16	0-0	5-7	1	4	5	2	21	1	2	0	1	30	
10	Brittney Patrick	* 1-3	0-0	0-4	1	2	3	4	2	5	0	0	2	38	
12	Makenzie Silvey	G 5-12	2-4	1-2	2	2	4	4	13	1	4	0	2	32	
21	Payton McCallister	G 0-5	0-2	0-0	1	0	1	1	0	0	0	0	0	23	
05	Caitlin Link	* 0-0	0-0	0-0	0	0	0	1	0	0	2	0	0	20	
23	Kristen Nelson	* 5-9	2-5	0-0											

GAMENINE

GAME10

Official Box Score -- Game Totals -- Final Statistics
Eastern Illinois vs. Southern Illinois
 12/8/2018 3:30 p.m. at Carbondale, IL

#	Player	Total		3-Ptr		Rebounds			PF	TP	A	TO	Blk	Stl	Min			
		FG	FGA	FG	FGA	Off	Def	Tot										
05	Grace Lennox	2	4	0	0	2	1	3	2	4	0	5	0	0	27			
11	Karlie Pace	4	6	2	3	4	0	0	3	13	1	5	0	1	28			
14	Grace McRae	0	2	0	1	2	3	2	0	3	2	0	1	0	10			
15	Taylor Steele	2	7	1	2	0	1	1	3	5	1	3	0	2	28			
32	Jennifer Nehls	2	4	0	0	3	3	3	4	0	0	0	0	1	19			
01	Kira Arthofer	2	3	1	1	3	0	2	2	0	8	0	2	1	22			
02	Jordyn Hughes	0	1	0	1	2	0	0	0	2	1	0	0	1	10			
12	Carmen Tellez	3	3	2	2	0	1	1	1	8	2	1	0	0	10			
20	Danielle Berry	0	0	0	0	1	1	1	0	0	0	0	0	0	8			
21	Halle Stull	1	1	0	0	0	1	1	0	2	1	0	0	1	8			
22	Damonique Miller	1	3	0	0	1	1	1	0	3	1	0	0	1	8			
31	Jalisha Smith	2	3	0	0	0	0	0	1	4	0	1	0	0	5			
41	Abby Wahl	1	4	0	1	2	2	3	0	4	0	0	0	2	13			
44	Camino Tellez	0	0	0	0	0	0	0	2	0	0	0	0	0	4			
TEAM				6-12		13-20			5 19 24			19 59			7 20 0 10		200	
Totals		20-41		6-12		13-20			5 19 24			19 59			7 20 0 10		200	
FG % 1st Half: 8-19		42.1%		2nd Half: 12-22		54.5%		Game: 20-41		48.8%		Deadball						
3FG % 1st Half: 4-6		66.7%		2nd Half: 2-6		33.3%		Game: 6-12		50.0%		Rebounds						
FT % 1st Half: 6-10		60.0%		2nd Half: 7-10		70.0%		Game: 13-20		65.0%								

#	Player	Total		3-Ptr		Rebounds			PF	TP	A	TO	Blk	Stl	Min			
		FG	FGA	FG	FGA	Off	Def	Tot										
34	Nicole Martin	7	8	0	0	2	3	6	3	16	1	2	0	0	24			
10	Brittney Patrick	3	3	1	1	1	2	0	3	2	8	5	3	0	32			
12	Makenzie Silvey	5	14	3	8	2	1	6	7	2	13	3	4	0	29			
23	Kristen Nelson	5	9	2	6	1	1	0	0	3	3	1	0	4	28			
25	Abby Brockmeyer	1	5	0	3	5	4	1	5	2	5	0	2	0	21			
03	Kezia Martin	0	1	0	0	0	0	0	0	0	0	0	0	0	2			
05	Caitlin Link	0	4	0	3	0	0	0	0	0	1	0	0	0	8			
15	Caitlyn Claussen	0	0	0	0	0	0	0	0	0	0	0	0	0	2			
21	Payton McCallister	0	4	0	4	1	2	3	2	1	2	3	0	0	21			
31	Lauren Hartman	1	2	0	1	0	2	2	4	1	2	0	0	0	12			
33	Rachel Pudlowski	1	2	0	1	0	1	0	1	3	2	3	0	0	11			
35	Celina VanHyfte	4	5	0	3	2	0	2	0	11	0	0	1	0	10			
TEAM				6-24		13-17			15 18 33			18 73			18 18 1 11		200	
Totals		27-57		6-24		13-17			15 18 33			18 73			18 18 1 11		200	
FG % 1st Half: 10-26		38.5%		2nd Half: 17-31		54.8%		Game: 27-57		47.4%		Deadball						
3FG % 1st Half: 3-13		23.1%		2nd Half: 3-11		27.3%		Game: 6-24		25.0%		Rebounds						
FT % 1st Half: 6-12		66.7%		2nd Half: 5-5		100.0%		Game: 13-17		76.9%								

Officials: Doug Klenc, Troy Winders, Bianca Burns
 Technical Fouls: Eastern Illinois-None, Southern Illinois-None.
 SIU Arena, Carbondale, IL Attendance: 505

Score by Period	1st	2nd	3rd	4th	Total
Eastern Illinois	10	16	10	23	59
Southern Illinois	21	10	25	17	73

Last FG - EIU 4th-00:28, SIU 4th-02:48.
 Largest lead - EIU None, SIU by 27 4th-06:00.
 EIU led for 00:00. SIU led for 39:53. Game was tied for 00:07.

	Points	In Paint	Off T/O	2nd Chance	Fast Break	Bench
Eastern Illinois	24	16	4	2	3	16
Southern Illinois	38	17	10	10	16	16

Official Box Score -- Game Totals -- Final Statistics
Southern Illinois vs. Murray State
 12/18/2018 5:00 p.m.

#	Player	Total		3-Ptr		Rebounds			PF	TP	A	TO	Blk	Stl	Min			
		FG	FGA	FG	FGA	Off	Def	Tot										
25	Abby Brockmeyer	1	9	0	2	0	1	3	4	2	1	1	0	0	25			
34	Nicole Martin	3	9	0	0	3	6	9	1	6	2	1	1	2	34			
10	Brittney Patrick	0	3	0	1	2	2	0	3	2	8	1	0	4	29			
12	Makenzie Silvey	8	13	3	6	4	0	6	2	23	3	5	0	0	34			
23	Kristen Nelson	8	10	4	4	4	0	1	1	24	1	1	0	4	35			
05	Caitlin Link	0	1	0	0	0	0	0	0	0	0	0	1	0	4			
21	Payton McCallister	1	4	0	3	0	1	1	2	0	2	0	1	0	8			
31	Lauren Hartman	0	0	0	0	0	1	1	0	0	0	0	0	0	5			
33	Rachel Pudlowski	2	4	0	0	1	1	1	1	4	0	0	0	0	10			
35	Celina VanHyfte	1	2	0	0	0	0	0	1	2	0	1	0	0	16			
TEAM				7-16		10-11			5 22 27			14 65			15 13 1 11		200	
Totals		24-55		7-16		10-11			5 22 27			14 65			15 13 1 11		200	
FG % 1st Half: 0-0		0.0%		2nd Half: 0-0		0.0%		Game: 0-0		0.0%		Deadball						
3FG % 1st Half: 0-0		0.0%		2nd Half: 0-0		0.0%		Game: 0-0		0.0%		Rebounds						
FT % 1st Half: 0-0		0.0%		2nd Half: 0-0		0.0%		Game: 0-0		0.0%								

#	Player	Total		3-Ptr		Rebounds			PF	TP	A	TO	Blk	Stl	Min		
		FG	FGA	FG	FGA	Off	Def	Tot									
14	Evelyn Adebayo	5	9	1	1	6	1	7	8	1	17	1	4	0	1		
20	Cekeya Mack	0	1	0	0	2	2	2	4	1	2	0	2	1	14		
00	Janika Griffith-Wallace	4	13	3	4	0	0	0	0	1	11	1	3	0	29		
04	Lex Mayes	1	4	1	3	0	0	2	2	3	0	2	1	2	35		
05	Macey Turley	2	11	1	4	2	4	6	4	7	5	5	0	0	37		
31	Brianna Crane	4	5	0	0	5	2	4	6	1	13	0	2	1	26		
32	Alexis Burpo	3	4	0	0	1	2	3	1	6	0	1	0	1	22		
TEAM				6-12		15-17			7 26 33			7 19 4 6			200		
Totals		19-47		6-12		15-17			7 26 33			7 19 4 6			200		
FG % 1st Half: 0-0		0.0%		2nd Half: 0-0		0.0%		Game: 0-0		0.0%		Deadball					
3FG % 1st Half: 0-0		0.0%		2nd Half: 0-0		0.0%		Game: 0-0		0.0%		Rebounds					
FT % 1st Half: 0-0		0.0%		2nd Half: 0-0		0.0%		Game: 0-0		0.0%							

Officials: Jennyfer Imanuel, Molly McFadden, Charlie Hust
 Technical Fouls: Southern Illinois-None, Murray State-None.
 Attendance: 0

Score by Period	1st	2nd	3rd	4th	Total
Southern Illinois	10	17	23	15	65
Murray State	18	11	7	23	59

Last FG - SIU 4th-00:38, MUR 4th-00:03.
 Largest lead - SIU None, MUR None
 SIU led for 00:00. MUR led for 00:00. Game was tied for 00:00.

	Points	In Paint	Off T/O	2nd Chance	Fast Break	Bench
Southern Illinois	20	20	7	8	8	19
MUR	20	14	7	8	19	19

GAME11

GAME12

Official Box Score -- Game Totals -- Final Statistics
IUPUI vs. Southern Illinois
 12/21/2018 2:00 p.m. at Carbondale, IL

#	Player	Total		3-Ptr		Rebounds			PF	TP	A	TO	Blk	Stl	Min				
		FG	FGA	FG	FGA	Off	Def	Tot											
04	Holly Hoopingarner	6	14	0	3	2	1	5	6	0	14	6	1	0	1				
11	Tamya Sims	3	5	1	2	3	4	0	5	3	10	1	3	0	25				
15	Sydney Roule	3	8	3	7	0	0	1	0	1	9	2	2	0	28				
34	Katelyn O'Reilly	1	4	0	2	3	4	5	4	5	1	8	0	0	30				
50	Macee Williams	9	14	0	0	2	3	7	10	4	20	0	6	1	35				
20	Agatha Beier	0	4	0	0	1	1	1	0	1	1	0	0	1	10				
30	Morgan Allen	1	1	0	0	1	1	2	1	2	0	0	1	0	10				
35	Alex Brown	0	0	0	0	2	2	0	0	0	1	0	0	0	11				
42	Sydney Hall	4	10	4	9	0	1	1	2	12	4	4	0	0	36				
TEAM				8-23		11-16			8 27 35			15 73			15 25 2 3		225		
Totals		27-56		8-23		11-16			8 27 35			15 73			15 25 2 3		225		
FG % 1st Half: 11-25		44.0%		2nd Half: 14-24		58.3%		OT: 2-7		28.6%		Game: 27-56		48.2%		Deadball			
3FG % 1st Half: 3-11		27.3%		2nd Half: 4-9		44.4%		OT: 1-3		33.3%		Game: 8-23		34.8%		Rebounds			
FT % 1st Half: 3-6																			

GAME13

GAME14

Official Box Score -- Game Totals -- Final Statistics
Indiana State vs. Southern Illinois
 1/6/2019 2:00 p.m. at Carbondale, IL

Indiana State 61 (7-6, 1-1)															
#	Player	FG-FGA	3-Pr	FT-FTA	Off	Def	Tot	PF	TP	A	TO	Blk	Stl	Min	
03	Ashli O'Neal	3-7	0-0	3-4	0	3	3	3	9	3	6	0	0	31	
13	Alexis Delgado	0-5	0-2	2-2	2	0	2	1	2	2	2	0	0	16	
14	Tierra Webb	2-9	0-0	0-0	1	4	5	2	4	3	2	0	1	25	
30	Regan Wentland	1-3	0-0	1-2	1	2	3	1	3	0	1	0	0	17	
33	Ty Battle	6-12	0-0	0-2	0	5	5	3	12	1	0	2	1	32	
05	Maeva Kitantou	0-0	0-0	0-0	2	0	2	0	0	0	0	0	0	1	
10	Tamara Lee	5-15	3-7	4-4	2	3	5	2	17	0	3	0	3	34	
23	Dajjah Smith	1-5	0-2	0-0	1	3	4	2	2	3	1	0	0	18	
24	Kierra Isaiyah	4-6	0-0	4-4	5	1	6	4	12	0	2	0	1	26	
TEAM				2		6		8							
Totals		22-62	3-11	14-18	16	27	43	18	61	12	17	2	6	200	
FG % 1st Half: 11-31 35.5%		2nd Half: 11-31 35.5%		Game: 22-62 35.5%		Deadball									
3FG % 1st Half: 0-4 0.0%		2nd Half: 3-7 42.9%		Game: 3-11 27.3%		Rebounds									
FT % 1st Half: 5-8 62.5%		2nd Half: 9-10 90.0%		Game: 14-18 77.8%		Rebounds									

Southern Illinois 58 (7-5, 1-1)															
#	Player	FG-FGA	3-Pr	FT-FTA	Off	Def	Tot	PF	TP	A	TO	Blk	Stl	Min	
34	Nicole Martin	F 10-18	0-1	6-8	1	5	6	1	26	1	1	1	1	39	
10	Brittney Patrick	G 0-3	0-1	0-0	0	2	2	5	0	2	0	0	0	26	
12	Makenzie Silvey	G 4-11	2-5	0-0	1	2	3	4	10	5	2	0	5	35	
23	Kristen Nelson	G 5-12	1-7	2-3	0	1	1	3	13	4	4	0	1	37	
25	Abby Brockmeyer	G/F 1-6	0-0	1-4	4	7	11	1	3	2	2	1	0	34	
21	Payton McCallister	G 0-1	0-0	1-2	1	1	2	0	1	0	0	0	0	5	
33	Rachel Pudlowski	1-3	1-1	0-0	1	3	4	3	3	2	1	0	0	17	
35	Celina VanHyfte	1-1	0-0	0-0	0	1	1	0	2	0	1	1	0	7	
TEAM				0		3		3							
Totals		22-55	4-15	10-17	8	25	33	17	58	17	13	4	10	200	
FG % 1st Half: 12-27 44.4%		2nd Half: 10-28 35.7%		Game: 22-55 40.0%		Deadball									
3FG % 1st Half: 2-7 28.6%		2nd Half: 2-8 25.0%		Game: 4-15 26.7%		Rebounds									
FT % 1st Half: 2-6 33.3%		2nd Half: 8-11 72.7%		Game: 10-17 58.8%		Rebounds									

Officials: Greg Small, Jeff Cross, Marla Gearhart
 Technical Fouls: Indiana State-None, Southern Illinois-None.
 SIU Arena, Carbondale, IL Attendance: 497

Score by Period	1st	2nd	3rd	4th	Total
Indiana State	17	10	15	19	61
Southern Illinois	15	13	18	12	58

Last FG - INS 4th-00:42, SIU 4th-02:06.
 Largest lead - INS by 4 1st-04:57, SIU by 9 3rd-01:42
 INS led for 08:45. SIU led for 22:16. Game was tied for 08:59.

Official Box Score -- Game Totals -- Final Statistics
Southern Illinois vs. Missouri State
 1/13/2019 2:02 p.m. at Springfield, Mo. (JQH Arena)

Southern Illinois 51 (8-6 (1-2 MVC))															
#	Player	FG-FGA	3-Pr	FT-FTA	Off	Def	Tot	PF	TP	A	TO	Blk	Stl	Min	
25	Abby Brockmeyer	F 2-9	0-4	4-6	1	10	11	3	8	2	3	1	0	28	
34	Nicole Martin	F 9-16	1-3	0-0	1	6	7	2	19	0	5	2	0	35	
10	Brittney Patrick	G 1-3	1-1	0-0	1	2	3	4	3	5	0	0	1	28	
12	Makenzie Silvey	G 4-11	2-8	0-0	1	6	7	3	10	0	4	0	2	27	
23	Kristen Nelson	G 3-7	1-4	0-0	1	3	4	4	7	3	3	0	0	34	
05	Caillin Link	0-0	0-0	0-0	0	0	0	0	0	0	0	0	0	1	
21	Payton McCallister	0-2	0-1	1-2	1	0	1	2	1	1	0	0	0	13	
31	Lauren Hartman	0-2	0-2	0-0	0	0	0	1	0	0	0	0	0	10	
33	Rachel Pudlowski	1-6	1-3	0-0	0	1	1	2	3	0	0	0	0	17	
35	Celina VanHyfte	0-3	0-1	0-0	1	0	1	1	0	0	0	0	0	7	
TEAM				2		2		2							
Totals		20-59	6-27	5-8	9	28	37	22	51	11	15	3	3	200	
FG % 1st Half: 6-28 21.4%		2nd Half: 14-31 45.2%		Game: 20-59 33.9%		Deadball									
3FG % 1st Half: 1-10 10.0%		2nd Half: 5-17 29.4%		Game: 6-27 22.2%		Rebounds									
FT % 1st Half: 1-2 50.0%		2nd Half: 4-6 66.7%		Game: 5-8 62.5%		Rebounds									

Missouri State 66 (7-0 (3-0 MVC))															
#	Player	FG-FGA	3-Pr	FT-FTA	Off	Def	Tot	PF	TP	A	TO	Blk	Stl	Min	
04	Abby Hipp	F 0-3	0-0	0-0	0	1	1	1	0	0	2	1	0	23	
32	Jasmine Franklin	F 4-8	0-0	2-3	7	7	14	3	10	0	1	0	1	28	
01	Danielle Gitzen	G 5-13	0-0	0-0	1	2	3	1	10	4	1	0	4	29	
11	Brixa Calip	G 2-8	0-0	2-2	1	1	2	0	6	0	2	0	0	21	
22	Alexa Willard	G 7-13	0-1	4-5	1	2	3	0	18	0	0	0	0	28	
02	Elle Ruffridge	0-2	0-1	2-2	0	2	2	0	2	0	0	0	0	11	
21	Sydney Wilson	2-4	0-1	1-1	0	2	2	1	3	0	0	0	1	15	
23	Mya Bhnihar	1-2	0-0	4-4	0	2	2	1	8	1	0	0	0	11	
25	Darjauna Lewis	2-3	0-0	0-0	0	4	4	2	4	0	1	0	0	8	
34	Sydney Manning	0-0	0-0	0-2	0	1	1	0	2	1	0	0	0	9	
50	Emily Gartner	2-2	0-0	1-6	0	4	4	2	5	0	0	0	2	17	
TEAM				0		2		2							
Totals		25-58	0-3	16-25	10	30	40	11	66	7	8	1	8	200	
FG % 1st Half: 11-28 39.3%		2nd Half: 14-30 46.7%		Game: 25-58 43.1%		Deadball									
3FG % 1st Half: 0-2 0.0%		2nd Half: 0-1 0.0%		Game: 0-3 0.0%		Rebounds									
FT % 1st Half: 7-11 63.6%		2nd Half: 9-14 64.3%		Game: 16-25 64.0%		Rebounds									

Officials: Missy Brooks, Marty Cook, Rachael Melet
 Technical Fouls: Southern Illinois-None, Missouri State-None.
 Springfield, Mo. (JQH Arena) Attendance: 1867

Score by Period	1st	2nd	3rd	4th	Total
Southern Illinois	10	4	20	17	51
Missouri State	15	14	16	21	66

Last FG - SIU 4th-00:23, MSU 4th-00:32.
 Largest lead - SIU by 5 1st-06:27, MSU by 18 4th-02:24
 SIU led for 04:55. MSU led for 32:36. Game was tied for 02:29.
 Score Tied - 2 times
 Lead Changed - 2 times

GAME15

GAME16

Official Box Score -- Game Totals -- Final Statistics
Southern Illinois vs. Illinois State
 1/18/2019 7:00 p.m. at Doug Collins Court at Redbird Arena

Southern Illinois 52 (8-7, 1-3)															
#	Player	FG-FGA	3-Pr	FT-FTA	Off	Def	Tot	PF	TP	A	TO	Blk	Stl	Min	
25	Abby Brockmeyer	F 4-10	1-2	1-2	5	6	11	5	10	3	4	1	0	34	
10	Brittney Patrick	G 3-5	2-3	0-0	0	2	2	4	8	1	2	0	1	23	
12	Makenzie Silvey	G 6-15	1-6	0-0	0	1	1	0	13	1	1	0	3	38	
23	Kristen Nelson	G 2-9	0-4	0-0	1	1	2	3	4	4	1	0	0	31	
34	Nicole Martin	G 2-9	0-1	1-2	1	3	4	4	5	1	0	1	0	24	
05	Caillin Link	2-4	2-4	0-0	0	1	1	3	6	1	2	0	1	23	
21	Lauren Hartman	1-1	0-0	0-0	1	3	4	0	2	0	1	0	0	9	
33	Rachel Pudlowski	0-1	0-0	0-0	0	0	0	0	1	1	0	1	0	12	
35	Celina VanHyfte	1-4	0-1	2-2	1	2	3	4	0	0	0	0	0	6	
TEAM				2		1		3							
Totals		21-58	6-21	4-6	11	20	31	22	52	12	12	3	6	200	
FG % 1st Half: 9-29 31.0%		2nd Half: 12-29 41.4%		Game: 21-58 36.2%		Deadball									
3FG % 1st Half: 3-10 30.0%		2nd Half: 3-11 27.3%		Game: 6-21 28.6%		Rebounds									
FT % 1st Half: 0-0 0.0%		2nd Half: 4-6 66.7%		Game: 4-6 66.7%		Rebounds									

Illinois State 60 (10-6, 3-2)														
#	Player	FG-FGA	3-Pr	FT-FTA	Off	Def	Tot	PF	TP	A	TO	Blk	Stl	Min
25	Lexi Wallen	F 0-0	0-0	0-0	0	0	0	0	0	0	2	0	0	8
32	Simone Goods	F 4-13	0-0	8-8	4	6	10	3	16	1	3	1	0	42
11	Tete Maggett	G 3-11	2-5	4-6	0	2	2	1	12	2	1	0	1	20
13	Katrina Beck	G 4-8	1-3	0-0	0	4	4	0	9	3	1	0	3	29
23	Viria Livingston	G 1-2	1-1	2-2	0	1	1	2	5	1	1	0	1	31
05	Lexy Koudeika	0-0	0-0	5-6	1	0	1	0	5	0	1	0	0	17
14	Paige Saylor	2-3	1-2	0-1	0	4	4	1	5	1	1	0	2	33
15	Frannie Corrigan	0-0	0-0	0-0	0	0	0	0	0	0	0	0	0	1
24	Megan Talbot	3-3	0-0	1-2	1	2	3	3	7	0	2	3	0	26
31	Kayel Newland</													

GAME 17

GAME 18

Official Box Score -- Game Totals -- Final Statistics
 Valparaiso vs. Southern Illinois
 1/25/2019 6:00 p.m. at Carbondale, IL

#	Player	Total		3-Ptr		Rebounds			PF	TP	A	TO	Blk	Stl	Min
		FG	FGA	FG	FGA	Off	Def	Tot							
02	Meredith Hamlet	* 6-14	1-6	4-4	0	1	1	1	17	0	4	0	0	0	29
03	Hannah Schaub	* 0-5	0-2	0-0	0	0	2	2	0	0	1	2	0	1	27
12	Addison Stoller	* 9-17	0-2	4-5	6	5	11	4	22	1	3	0	3	31	
13	Ella Ellenson	* 2-7	0-3	1-2	0	3	3	5	5	1	1	0	0	21	
25	Grace Hales	* 3-7	0-2	4-4	1	2	3	4	10	0	1	0	0	25	
04	lysse Pitts	0-1	0-0	0-0	0	0	0	2	0	0	1	0	0	5	
05	Shay Frederick	2-6	2-5	2-2	0	2	2	3	8	1	1	0	0	33	
30	Katherine Carlson	0-0	0-0	0-0	0	1	1	3	0	0	0	0	0	8	
33	Allison Schofield	1-4	1-3	0-0	2	1	3	2	3	2	1	0	0	21	
TEAM					1	1	2								
Totals		23-61	4-23	15-17	10	18	28	24	65	6	14	0	5	200	
FG % 1st Half: 8-27 29.6%		2nd Half: 15-34 44.1%		Game: 23-61 37.7%		Deadball									
3FG % 1st Half: 2-11 18.2%		2nd Half: 2-12 16.7%		Game: 4-23 17.4%		Rebounds									
FT % 1st Half: 6-6 100.0%		2nd Half: 9-11 81.8%		Game: 15-17 88.2%		2.1									

#	Player	Total		3-Ptr		Rebounds			PF	TP	A	TO	Blk	Stl	Min
		FG	FGA	FG	FGA	Off	Def	Tot							
34	Nicole Martin	F 4-7	0-0	8-12	1	4	5	1	16	3	2	1	1	29	
05	Caitlin Link	G 0-2	0-2	1-2	0	0	0	0	1	0	0	0	0	11	
10	Brittney Patrick	G 5-8	1-1	0-0	0	7	7	1	11	9	3	0	3	36	
12	Makenzie Silvey	G 7-13	3-7	4-4	1	5	6	3	21	1	2	1	2	31	
25	Abby Brockmeyer	G/F 4-8	0-0	3-5	2	4	6	4	11	0	0	1	0	20	
03	Kezia Martin	0-0	0-0	0-0	0	1	1	0	0	0	0	0	0	1	
15	Caitlyn Claussen	0-0	0-0	0-0	0	0	0	0	0	0	0	1	0	0	
21	Payton McCallister	0-0	0-0	0-0	0	0	0	1	0	2	0	1	0	3	
23	Kristen Nelson	7-8	3-3	0-4	0	1	1	2	17	3	1	0	1	27	
31	Lauren Hartman	1-3	0-1	0-0	1	2	3	2	0	0	2	1	0	17	
33	Rachel Pudlowski	1-3	1-1	1-2	2	0	2	0	4	3	2	0	0	14	
35	Celina VanHyfte	1-3	0-0	2-2	2	1	3	2	4	0	0	1	0	10	
TEAM					1	3	4								
Totals		30-55	8-15	19-31	10	28	38	17	87	21	11	7	8	200	
FG % 1st Half: 14-28 50.0%		2nd Half: 16-27 59.3%		Game: 30-55 54.5%		Deadball									
3FG % 1st Half: 3-7 42.9%		2nd Half: 5-8 62.5%		Game: 8-15 53.3%		Rebounds									
FT % 1st Half: 11-14 78.6%		2nd Half: 8-17 47.1%		Game: 19-31 61.3%		8									

Officials: Charlie Hust, Brian Hall, Molly Caldwell
 Technical Fouls: Valparaiso-None, Southern Illinois-None.
 SIU Arena, Carbondale, IL Attendance: 461

Score by Period	1st	2nd	3rd	4th	Total
Valparaiso	11	13	27	14	65
Southern Illinois	26	16	29	16	87

Last FG - VALPO 4th-00:03, SIU 4th-01:13.
 Largest lead - VALPO None, SIU by 29 3rd-05:24
 VALPO led for 00:00. SIU led for 39:53. Game was tied for 00:07.

Official Box Score -- Game Totals -- Final Statistics
 Loyola Chicago vs. Southern Illinois
 1/27/2019 2:00 p.m. at Carbondale, IL

#	Player	Total		3-Ptr		Rebounds			PF	TP	A	TO	Blk	Stl	Min
		FG	FGA	FG	FGA	Off	Def	Tot							
21	Allison Day	* 1-2	0-0	0-0	0	3	3	3	2	0	4	1	0	19	
11	Janee Gonzales	* 11-17	8-13	0-0	0	3	3	2	30	0	3	0	3	35	
02	Ellie Rice	* 2-8	1-2	4-4	0	1	1	1	5	9	2	0	0	31	
04	Abby O'Connor	* 3-13	2-6	2-4	1	7	8	3	10	0	3	0	0	36	
05	Tiara Wallace	* 2-7	0-0	0-0	1	1	2	4	7	1	0	1	0	33	
03	Alexis Meyer	3-5	0-0	1-2	0	3	3	5	7	0	2	0	1	26	
12	Citiana Negatu	0-0	0-0	1-2	0	2	2	0	1	3	1	0	0	13	
20	Kailyn Strawbridge	0-0	0-0	0-0	0	1	1	0	0	0	0	0	0	5	
23	Jazmine Covington	0-0	0-0	0-0	0	0	0	0	0	0	0	0	0	2	
TEAM					2	1	3								
Totals		22-52	11-21	8-12	4	22	26	22	63	12	14	1	5	200	
FG % 1st Half: 8-23 34.8%		2nd Half: 14-29 48.3%		Game: 22-52 42.3%		Deadball									
3FG % 1st Half: 5-10 50.0%		2nd Half: 6-11 54.5%		Game: 11-21 52.4%		Rebounds									
FT % 1st Half: 1-2 50.0%		2nd Half: 7-10 70.0%		Game: 8-12 66.7%		3									

#	Player	Total		3-Ptr		Rebounds			PF	TP	A	TO	Blk	Stl	Min
		FG	FGA	FG	FGA	Off	Def	Tot							
34	Nicole Martin	F 8-14	0-0	2-3	4	6	10	3	18	1	5	0	0	33	
10	Brittney Patrick	G 2-8	1-4	3-4	1	5	6	1	8	9	1	0	0	36	
12	Makenzie Silvey	G 5-12	1-4	1-2	1	4	5	0	12	4	0	0	1	32	
23	Kristen Nelson	G 1-6	0-4	3-4	0	1	1	2	5	1	1	0	2	26	
25	Abby Brockmeyer	G/F 5-11	2-4	1-1	1	8	9	2	13	1	3	4	1	35	
21	Payton McCallister	2-5	2-3	4-4	2	1	3	3	10	1	0	0	0	14	
31	Lauren Hartman	0-0	0-0	1-2	0	0	0	0	1	0	0	0	0	1	
33	Rachel Pudlowski	1-1	0-0	1-3	0	1	1	2	3	0	0	0	1	11	
35	Celina VanHyfte	1-3	1-1	1-2	4	1	5	1	4	0	0	0	0	12	
TEAM					2	0	2								
Totals		25-60	7-20	17-25	15	27	42	14	74	17	12	4	5	200	
FG % 1st Half: 9-33 27.3%		2nd Half: 16-27 59.3%		Game: 25-60 41.7%		Deadball									
3FG % 1st Half: 2-10 20.0%		2nd Half: 5-10 50.0%		Game: 7-20 35.0%		Rebounds									
FT % 1st Half: 2-3 66.7%		2nd Half: 15-22 68.2%		Game: 17-25 68.0%		6									

Officials: Royce Blevins, Ryan Durham, Taryn Towns
 Technical Fouls: Loyola Chicago-None, Southern Illinois-None.
 SIU Arena, Carbondale, IL Attendance: 368

Score by Period	1st	2nd	3rd	4th	Total
Loyola Chicago	10	12	14	27	63
Southern Illinois	10	12	23	29	74

Last FG - LOY 4th-00:22, SIU 4th-02:47.
 Largest lead - LOY by 3 1st-02:30, SIU by 16 4th-03:13
 LOY led for 03:41. SIU led for 30:09. Game was tied for 06:10.
 Score Tied - 4 times
 Lead Changed - 6 times

GAME 19

GAME 20

Official Box Score -- Game Totals -- Final Statistics
 Southern Illinois vs. Northern Iowa
 2/1/2019 7:00 p.m. at Cedar Falls, Iowa (McLeod Center)

#	Player	Total		3-Ptr		Rebounds			PF	TP	A	TO	Blk	Stl	Min
		FG	FGA	FG	FGA	Off	Def	Tot							
10	Brittney Patrick	* 1-9	0-2	1-2	3	4	7	5	3	3	4	0	0	35	
12	Makenzie Silvey	* 6-13	1-3	7-7	0	2	2	1	20	1	4	0	2	35	
23	Kristen Nelson	* 3-4	2-2	0-2	0	0	0	5	8	2	2	0	3	27	
25	Abby Brockmeyer	* 1-3	0-0	1-2	3	1	4	5	3	0	2	1	0	14	
34	Nicole Martin	* 4-8	0-1	0-0	1	6	7	3	8	0	1	0	0	23	
15	Caitlyn Claussen	0-0	0-0	0-0	0	0	0	0	0	0	0	0	0	0	
21	Payton McCallister	1-4	0-2	0-0	0	1	1	3	2	1	1	0	0	13	
31	Lauren Hartman	3-7	0-3	0-0	3	3	6	4	6	1	1	0	0	15	
33	Rachel Pudlowski	0-0	0-0	0-0	0	0	0	2	0	0	1	1	2	17	
35	Celina VanHyfte	1-5	0-2	1-2	4	1	5	1	3	0	0	0	3	21	
TEAM					0	1	1								
Totals		20-53	3-15	10-15	14	19	33	29	53	8	17	2	10	200	
FG % 1st Half: 9-26 34.6%		2nd Half: 11-27 40.7%		Game: 20-53 37.7%		Deadball									
3FG % 1st Half: 1-5 20.0%		2nd Half: 2-10 20.0%		Game: 3-15 20.0%		Rebounds									
FT % 1st Half: 4-8 50.0%		2nd Half: 6-7 85.7%		Game: 10-15 66.7%		4									

#	Player	Total		3-Ptr		Rebounds			PF	TP	A	TO	Blk	Stl	Min
		FG	FGA	FG	FGA	Off	Def	Tot							
03	Karli Rucker	* 4-8	0-1	3-4	1	5	6	4	11	1	2	0	4	31	
10	Ellie Howell	* 6-11	2-3	4-6	3	1	4	1	18	0	2	0	4	31	
11	Bre Gunnels	* 1-3	0-1	3-3	1	2	3	4	5	2	5	0	1	17	
24	Mikaela Morgan	* 3-9	2-5	4-6	1	2	3	2	12	4	2	0	2	30	
34	Taylor Hagen	* 3-4	0-0	1-4	2	4	6	1	7	2	0	2	0	30	
05	Nicole Kroeger	0-5													

GAME21

GAME22

Official Box Score -- Game Totals -- Final Statistics
Missouri State vs. Southern Illinois
 2/8/2019 6:00 p.m. at Carbondale, IL

#	Player	Total	FG-FGA	3-PT	FT-FTA	Rebounds			PF	TP	A	TO	Blk	Stl	Min
						Off	Def	Tot							
04	Abby Hipp	F	0-3	0-0	0-0	0	2	2	3	0	1	2	0	2	23
32	Jasmine Franklin	F	4-4	0-0	0-0	0	4	4	5	8	1	0	1	4	17
01	Danielle Gitzen	G	6-11	1-1	6-6	1	2	3	1	19	3	1	0	1	34
11	Brice Calip	G	4-11	0-0	8-9	2	5	7	1	16	2	0	0	1	32
22	Alexa Willard	G	5-21	0-3	2-2	3	1	4	0	12	0	1	0	2	32
02	Elle Ruffridge	0-1	0-1	0-0	0	3	3	0	0	1	1	0	0	1	10
21	Sydney Wilson	1-3	1-2	4-6	0	1	1	2	7	0	0	0	2	14	
23	Mya Bnihhar	0-0	0-0	0-0	0	0	0	0	0	1	2	0	0	7	
25	Dariona Lewis	0-2	0-0	0-0	1	2	3	2	0	0	1	0	0	7	
34	Sydney Manning	1-4	1-2	0-0	1	4	5	1	3	0	2	0	1	9	
50	Emily Gartner	2-4	0-0	1-2	4	1	5	4	5	0	1	0	0	15	
TEAM					2	2	4								
Totals			23-64	3-9	21-25	14	27	41	19	70	9	11	1	14	200
FG % 1st Half: 13-37		35.1%	2nd Half: 10-27		37.0%	Game: 23-64		35.9%	Deadball						
3FG % 1st Half: 1-3		33.3%	2nd Half: 2-6		33.3%	Game: 3-9		33.3%	Rebounds						
FT % 1st Half: 4-6		66.7%	2nd Half: 17-19		89.5%	Game: 21-25		84.0%	Rebounds						4

#	Player	Total	FG-FGA	3-PT	FT-FTA	Rebounds			PF	TP	A	TO	Blk	Stl	Min
						Off	Def	Tot							
34	Nicole Martin	F	6-10	0-0	2-4	2	6	8	3	14	2	2	1	1	33
10	Brittney Patrick	G	1-6	0-2	3-4	2	6	8	2	5	4	4	0	1	40
12	Makenzie Silvey	G	6-15	3-8	0-0	0	4	4	5	15	4	2	0	2	32
23	Kristen Nelson	G	2-3	1-2	2-2	0	2	2	3	7	0	3	0	1	23
25	Abby Brockmeyer	G/F	3-9	0-3	2-4	1	4	5	4	8	2	1	1	1	26
21	Payton McCallister	2-8	1-3	0-0	3	1	4	2	5	3	1	0	0	20	
31	Lauren Hartman	1-1	1-1	0-0	1	0	1	0	3	1	2	0	0	14	
33	Rachel Pudlowski	0-3	0-1	0-0	0	0	0	2	0	1	2	0	0	5	
35	Celina VanHyfte	0-0	0-0	1-2	0	0	0	1	1	0	2	2	0	7	
TEAM					0	2	2								
Totals			21-55	6-20	10-16	9	25	34	22	58	17	19	4	6	200
FG % 1st Half: 11-29		37.9%	2nd Half: 10-26		38.5%	Game: 21-55		38.2%	Deadball						
3FG % 1st Half: 3-11		27.3%	2nd Half: 3-9		33.3%	Game: 6-20		30.0%	Rebounds						4
FT % 1st Half: 5-6		83.3%	2nd Half: 5-10		50.0%	Game: 10-16		62.5%	Rebounds						4

Officials: Troy Winders, Bill Laranace, Marla Gearhart
 Technical Fouls: Missouri State-None, Southern Illinois-None.
 SIU Arena, Carbondale, IL Attendance: 361

Score by Period	1st	2nd	3rd	4th	Total
Missouri State	14	17	18	21	70
Southern Illinois	19	11	13	15	58

Last FG - MSU 4th-02:30, SIU 4th-01:30.
 Largest lead - MSU by 12 4th-00:25, SIU by 7 1st-05:53
 MSU led for 23:47. SIU led for 15:12. Game was tied for 01:01.

Points	In	Off	2nd	Fast	Bench
MSU	Paint	T/O	Chance	Break	15
SIU	20	12	12	2	9
	28	13	8	2	5

Score Tied - 2 times
 Lead Changed - 8 times

Official Box Score -- Game Totals -- Final Statistics
Bradley vs. Southern Illinois
 2/15/2019 6:00 p.m. at Carbondale, Ill.

#	Player	Total	FG-FGA	3-PT	FT-FTA	Rebounds			PF	TP	A	TO	Blk	Stl	Min
						Off	Def	Tot							
05	Chelsea Brackmann	F	4-13	0-0	6-11	3	7	10	5	14	1	1	2	2	35
30	Emily Marsh	F	2-3	0-1	1-2	1	3	4	1	5	1	0	2	0	22
03	Gabi Haack	G	1-7	1-4	5-6	1	1	2	4	8	2	2	1	1	34
13	Tatum Koening	G	1-3	1-2	0-0	2	6	8	3	3	2	5	0	2	38
24	Shunseea Kent	G	1-4	1-1	0-0	0	1	1	2	3	2	2	0	0	20
11	Lasha Petree	6-20	0-6	6-12	2	3	5	4	18	0	2	1	1	25	
14	Ryan Wilkins	0-0	0-0	0-0	0	0	0	0	0	0	0	0	0	2	
32	Ellie Speithaug	0-1	0-0	0-0	0	0	1	1	0	0	0	0	0	5	
44	Vanessa Markert	1-1	0-0	2-2	1	1	2	1	4	0	0	1	0	7	
45	Nyah White	0-5	0-0	0-0	0	3	3	5	0	0	1	1	2	12	
TEAM					3	5	8								
Totals			16-57	3-14	20-33	13	31	44	25	55	8	14	8	8	200
FG % 1st Half: 3-26		11.5%	2nd Half: 13-31		41.9%	Game: 16-57		28.1%	Deadball						
3FG % 1st Half: 0-7		0.0%	2nd Half: 3-7		42.9%	Game: 3-13		21.4%	Rebounds						6
FT % 1st Half: 10-16		62.5%	2nd Half: 10-17		58.8%	Game: 20-33		60.6%	Rebounds						6

#	Player	Total	FG-FGA	3-PT	FT-FTA	Rebounds			PF	TP	A	TO	Blk	Stl	Min
						Off	Def	Tot							
34	Nicole Martin	F	6-13	0-0	6-9	1	9	10	4	18	1	3	0	0	34
31	Lauren Hartman	C	3-9	1-2	1-2	4	8	12	3	8	0	0	2	0	21
05	Caitlin Link	G	0-3	0-1	0-0	2	2	4	2	0	3	1	0	0	21
10	Brittney Patrick	G	4-9	2-5	1-6	2	5	7	5	11	0	4	0	2	34
12	Makenzie Silvey	G	4-10	2-5	4-4	1	2	3	1	14	1	3	0	2	32
21	Payton McCallister	0-0	0-0	0-0	0	1	1	1	0	0	0	0	0	2	
23	Kristen Nelson	1-5	0-1	1-4	0	0	0	0	5	3	2	0	1	20	
25	Abby Brockmeyer	1-5	0-2	3-3	2	4	6	1	5	3	2	0	0	19	
33	Rachel Pudlowski	1-3	1-1	0-2	1	0	1	3	1	1	0	1	0	12	
35	Celina VanHyfte	0-0	0-0	0-0	0	1	1	3	0	0	0	0	1	5	
TEAM					2	3	5								
Totals			20-57	6-17	16-30	15	35	50	25	62	11	18	2	6	200
FG % 1st Half: 10-31		32.3%	2nd Half: 10-26		38.5%	Game: 20-57		35.1%	Deadball						
3FG % 1st Half: 2-7		28.6%	2nd Half: 4-10		40.0%	Game: 6-17		35.3%	Rebounds						5
FT % 1st Half: 4-7		57.1%	2nd Half: 12-23		52.2%	Game: 16-30		53.3%	Rebounds						5

Officials: Tim Daley, Missy Brooks, Adam Rider
 Technical Fouls: Bradley-None, Southern Illinois-None.
 SIU Arena, Carbondale, Ill. Attendance: 356

Score by Period	1st	2nd	3rd	4th	Total
Bradley	5	11	18	21	55
Southern Illinois	10	16	16	20	62

Points	In	Off	2nd	Fast	Bench
BRAD	Paint	T/O	Chance	Break	22
SIU	26	16	6	1	0
	22	9	11	0	11

Last FG - BRAD 4th-01:09, SIU 4th-02:51.
 Largest lead - BRAD None, SIU by 12 4th-02:38
 BRAD led for 00:00. SIU led for 38:10. Game was tied for 01:50.

Score Tied - 0 times
 Lead Changed - 0 times

GAME23

GAME24

Official Box Score -- Game Totals -- Final Statistics
Illinois State vs. Southern Illinois
 2/17/2019 2:00 p.m. at Carbondale, Ill.

#	Player	Total	FG-FGA	3-PT	FT-FTA	Rebounds			PF	TP	A	TO	Blk	Stl	Min
						Off	Def	Tot							
32	Simone Goods	*	11-14	0-0	2-4	0	2	2	3	24	0	0	0	1	23
11	Tele Maggett	*	5-11	2-5	2-4	1	2	3	2	14	2	2	0	2	28
13	Katrina Beck	*	2-5	1-3	4-4	1	2	3	2	9	6	3	0	1	31
23	Viria Livingston	*	0-1	0-0	1-2	2	3	5	2	1	0	1	0	0	24
31	Kayel Newland	*	3-6	2-4	0-0	0	3	3	2	8	1	1	0	2	21
05	Lexy Koudelka	1-1	0-0	2-2	0	2	2	1	4	0	0	0	0	9	
14	Paige Saylor	1-1	0-0	0-0	0	0	0	1	2	2	2	0	0	25	
21	Abby Gietzel	1-3	0-0	0-0	0	0	0	0	2	0	0	0	1	9	
24	Megan Talbot	1-2	0-1	0-0	1	2	3	2	0	1	0	1	0	11	
25	Lexi Wallen	1-5	0-0	0-0	3	5	8	3	2	2	2	0	1	19	
TEAM					1	3	4								
Totals			26-49	5-13	11-16	9	23	32	19	68	13	13	0	8	200
FG % 1st Half: 13-29		44.8%	2nd Half: 13-20		65.0%	Game: 26-49		53.1%	Deadball						
3FG % 1st Half: 3-10		30.0%	2nd Half: 2-3		66.7%	Game: 5-13		38.5%	Rebounds						3
FT % 1st Half: 5-5		100.0%	2nd Half:												

GAME25

GAME26

Official Box Score -- Game Totals -- Final Statistics
Southern Illinois vs. Valparaiso
 2/24/2019 1:00 p.m. at Valparaiso, Ind. (ARC)

Southern Illinois 58 (13-12 (6-8))		Total	3-Ptr	Rebounds				PF	TP	A	TO	Blk	Stl	Min	
#	Player	FG-FGA	FG-FGA	FT-FTA	Off	Def	Tot								
05	Caitlin Link	* 1-4	1-2	1-2	0	1	1	2	4	1	0	0	0	19	
10	Brittney Patrick	* 1-3	0-0	1-2	1	2	3	2	3	8	5	0	3	33	
12	Makenzie Silvey	* 6-12	3-8	1-2	1	3	4	2	16	1	3	2	0	33	
31	Lauren Hartman	* 1-5	1-4	2-2	2	5	7	3	5	1	3	1	0	18	
34	Nicole Martin	* 3-7	0-0	3-7	0	9	9	2	9	3	1	0	1	33	
21	Payton McCallister	* 0-1	0-0	0-0	1	1	2	1	0	1	1	0	0	9	
23	Kristen Nelson	* 3-7	3-5	0-0	0	2	2	4	9	2	1	0	0	21	
25	Abby Brockmeyer	* 3-4	0-0	2-2	2	8	10	0	8	0	2	2	1	25	
33	Rachel Pudlowski	* 2-2	0-0	0-0	0	0	0	0	4	0	0	0	0	6	
35	Celina VanHyfte	* 0-2	0-0	0-0	0	0	0	1	0	0	0	0	0	3	
TEAM					0	4	4								
Totals			20-47	8-19	10-17	7	35	42	17	58	17	16	5	200	
FG % 1st Half: 7-23 30.4%		2nd Half: 13-24 54.2%		Game: 20-47 42.6%		Deadball									
3FG % 1st Half: 3-9 33.3%		2nd Half: 5-10 50.0%		Game: 8-19 42.1%		Rebounds									
FT % 1st Half: 5-10 50.0%		2nd Half: 5-7 71.4%		Game: 10-17 58.8%		5									

Valparaiso 47 (6-21 (2-13))		Total	3-Ptr	Rebounds				PF	TP	A	TO	Blk	Stl	Min	
#	Player	FG-FGA	FG-FGA	FT-FTA	Off	Def	Tot								
02	Meredith Hamlet	* 3-10	2-6	0-1	0	2	2	1	8	2	2	1	0	27	
05	Shay Frederick	* 2-7	2-6	2-2	0	4	4	1	8	3	1	0	2	32	
12	Addison Stoller	* 7-15	2-3	8-10	0	4	4	4	24	1	1	0	3	36	
13	Ella Ellenson	* 1-3	0-1	0-0	1	0	1	3	2	0	0	0	0	21	
25	Grace Hales	* 2-7	0-2	1-2	0	3	3	3	5	0	2	0	0	35	
00	Maya Meredith	* 0-7	0-0	0-0	2	2	4	2	0	1	1	0	1	20	
00	Ilyse Pitts	* 0-1	0-0	0-0	0	1	1	3	0	0	0	0	2	12	
33	Allison Schofield	* 0-4	0-3	0-0	0	1	1	2	0	1	2	0	0	17	
TEAM					5	4	9								
Totals			15-54	6-21	11-15	8	21	29	19	47	8	10	1	8	200
FG % 1st Half: 6-23 26.1%		2nd Half: 9-25 36.0%		Game: 15-54 27.8%		Deadball									
3FG % 1st Half: 3-14 21.4%		2nd Half: 3-7 42.9%		Game: 6-21 28.6%		Rebounds									
FT % 1st Half: 2-4 50.0%		2nd Half: 9-11 81.8%		Game: 11-15 73.3%		1									

Officials: Barb Smith, Mark Berger, Stacey Lee
 Technical Fouls: Southern Illinois-None, Valparaiso-None.
 Valparaiso, Ind. (ARC) Attendance: 420

Score by Period	1st	2nd	3rd	4th	Total
Southern Illinois	9	13	23	13	58
Valparaiso	12	5	14	16	47

Points	In	O	2nd	Fast	Bench
SIU	Paint	T/O	Chance	Break	
SIU	22	7	5	3	21
VALPO	18	5	8	3	0

Score Tied - 1 times
 Lead Changed - 7 times
 Largest lead - SIU by 18 4th-05:54, VALPO by 4 1st-06:05
 SIU led for 28:08. VALPO led for 10:25. Game was tied for 00:55.

Official Box Score -- Game Totals -- Final Statistics
Drake University vs. Southern Illinois
 3/1/2019 6:00 p.m. at Carbondale, IL

Drake University 71 (22-5, 14-1 MVC)		Total	3-Ptr	Rebounds				PF	TP	A	TO	Blk	Stl	Min	
#	Player	FG-FGA	FG-FGA	FT-FTA	Off	Def	Tot								
50	Sara Rhine	F 2-7	0-1	3-4	2	3	5	2	7	1	1	0	3	23	
02	Maddie Monahan	G 1-4	0-1	2-2	0	1	1	1	4	1	0	0	1	25	
33	Becca Hittner	G 9-17	2-6	3-6	1	6	7	3	23	2	5	1	1	32	
20	Maddy Dean	G 6-9	4-7	3-4	1	1	2	1	19	1	4	0	2	26	
21	Sammie Bachrodt	G 5-9	2-4	2-2	1	2	3	3	14	4	1	0	4	27	
12	Brenni Rose	F 1-4	0-2	0-0	1	3	4	2	2	3	2	0	0	19	
15	Allie Woodruff	G 0-0	0-0	0-0	0	0	0	1	0	0	0	0	0	4	
22	Hannah Fuller	G 0-0	0-0	0-0	0	0	0	0	0	0	0	0	0	8	
24	Nicole Miller	G 0-4	0-2	0-0	2	4	6	1	0	3	0	0	1	19	
31	Monica Burich	G 0-0	0-0	0-0	0	0	0	0	0	0	0	0	0	3	
35	Becca Jonas	F 1-3	0-1	0-0	1	1	2	0	2	0	0	0	0	14	
TEAM					3	1	4								
Totals			25-57	8-24	13-18	12	22	34	14	71	15	14	3	200	
FG % 1st Half: 13-29 44.8%		2nd Half: 12-28 42.9%		Game: 25-57 43.9%		Deadball									
3FG % 1st Half: 4-10 40.0%		2nd Half: 4-14 28.6%		Game: 8-24 33.3%		Rebounds									
FT % 1st Half: 2-2 100.0%		2nd Half: 11-16 68.8%		Game: 13-18 72.2%		3									

Southern Illinois 64 (13-13, 6-9 MVC)		Total	3-Ptr	Rebounds				PF	TP	A	TO	Blk	Stl	Min	
#	Player	FG-FGA	FG-FGA	FT-FTA	Off	Def	Tot								
34	Nicole Martin	F 4-8	0-0	0-0	5	6	11	3	8	0	1	0	1	19	
31	Lauren Hartman	C 3-4	2-3	0-0	1	3	4	4	8	0	5	0	0	19	
05	Caitlin Link	G 0-0	0-0	0-0	0	0	0	1	0	0	1	0	0	7	
10	Brittney Patrick	G 1-5	1-5	0-0	0	3	3	2	3	6	3	0	0	37	
12	Makenzie Silvey	G 5-13	2-8	3-4	0	0	0	4	15	1	1	2	1	37	
21	Payton McCallister	G 0-2	0-2	0-0	0	0	0	0	0	2	0	0	0	3	
23	Kristen Nelson	G 2-7	1-5	5-8	0	1	1	2	10	4	1	0	0	29	
25	Abby Brockmeyer	G 4-10	0-1	4-5	5	3	8	3	12	0	2	0	0	24	
33	Rachel Pudlowski	G 2-3	0-0	0-0	1	0	1	0	4	3	0	0	0	9	
35	Celina VanHyfte	G 2-4	0-0	0-0	0	0	0	1	4	1	2	0	0	16	
TEAM					2	6	8								
Totals			23-56	6-24	12-17	14	22	36	20	64	15	18	2	200	
FG % 1st Half: 8-29 27.6%		2nd Half: 15-27 55.6%		Game: 23-56 41.1%		Deadball									
3FG % 1st Half: 1-11 9.1%		2nd Half: 5-13 38.5%		Game: 6-24 25.0%		Rebounds									
FT % 1st Half: 2-3 66.7%		2nd Half: 10-14 71.4%		Game: 12-17 70.6%		2									

Officials: Amy Bonner, Michael McConnell, Brad Maxey
 Technical Fouls: Drake University-TEAM, Southern Illinois-Kristen Nelson.
 SIU Arena, Carbondale, IL Attendance: 415

Score by Period	1st	2nd	3rd	4th	Total
Drake University	15	17	14	25	71
Southern Illinois	10	9	23	22	64

Score Tied - 2 times
 Lead Changed - 2 times
 Largest lead - DU by 16 2nd-00:49, SIU by 1 1st-07:31
 DU led for 38:47. SIU led for 00:14. Game was tied for 00:59.

GAME27

GAME28

Official Box Score -- Game Totals -- Final Statistics
Northern Iowa vs. Southern Illinois
 3/3/2019 2:00 p.m. at Carbondale, IL

Northern Iowa 76 (18-10, 11-5 MVC)		Total	3-Ptr	Rebounds				PF	TP	A	TO	Blk	Stl	Min	
#	Player	FG-FGA	FG-FGA	FT-FTA	Off	Def	Tot								
03	Karli Rucker	* 8-14	6-9	6-6	0	3	3	2	28	2	2	0	2	37	
05	Nicole Kroeger	* 1-5	1-5	0-0	0	2	2	4	3	2	1	1	0	30	
11	Bre Gunnels	* 1-5	1-4	0-0	1	3	4	5	3	2	1	0	1	23	
24	Mikaela Morgan	* 1-3	0-0	8-8	3	1	4	0	10	1	1	0	1	32	
34	Taylor Hagen	* 5-8	0-1	3-4	0	4	4	3	13	2	2	1	0	24	
20	Alyssa Iverson	* 0-1	0-1	0-0	0	0	0	0	0	2	0	0	0	3	
22	Rose Simon-Ressler	* 0-2	0-0	2-2	0	0	0	1	2	0	2	0	0	4	
30	Cynthia Wolf	* 2-3	0-1	0-0	1	1	2	4	1	1	0	0	0	18	
32	Heidi Hillyard	* 2-2	1-1	0-0	0	1	1	5	5	0	0	1	1	11	
41	Abby Gerrits	* 2-3	1-2	3-3	1	1	2	1	8	3	0	0	0	18	
TEAM					1	1	2								
Totals			22-46	10-24	22-23	7	17	24	23	76	14	14	4	200	
FG % 1st Half: 12-26 46.2%		2nd Half: 10-20 50.0%		Game: 22-46 47.8%		Deadball									
3FG % 1st Half: 4-11 36.4%		2nd Half: 6-13 46.2%		Game: 10-24 41.7%		Rebounds									
FT % 1st Half: 4-4 100.0%		2nd Half: 18-19 94.7%		Game: 22-23 95.7%		0									

Southern Illinois 67 (13-14, 6-10 MVC)		Total	3-Ptr	Rebounds				PF	TP	A	TO	Blk	Stl	Min	
#	Player	FG-FGA	FG-FGA	FT-FTA	Off	Def	Tot								
31	Lauren Hartman	C 1-4	0-2	0-0	1	1	2	2	2	0	1	1	0	17	
05	Caitlin Link	G 0-1	0-0	0-0	0	1	1	0	0	1	1	0	0	12	
10	Brittney Patrick	G 3-8	1-3	2-2	1	2	3	5	9	4	1	0	2	37	
12	Makenzie Silvey	G 6-11	1-5	2-2	0	1	1	1	15	1	2	0	0	37	
25	Abby Brockmeyer	G/F 2-8	0-1	13-16	8	5	13	2	17	0	1	0	2	31	
21	Payton McCallister	* 1-2	0-0	0-0	1	0	1	0	2	0	0	0	0	2	
23	Kristen Nelson	* 0-7	0-4	2-2	0	2	2	2	2	1	0	2	0	23	
33	Rachel Pudlowski	* 1-2	0-0	0-0	2	2	4	2	2	0	1	0	0	9	
34	Nicole Martin	* 7-14	0-0	4-4	0	4	4	3	18	0	2	1	0	25	
35	Celina VanHyfte	* 0-1	0-1	0-0	0	0	0	2	0	1	0	0	0	7	
TEAM					4	3	7								
Totals			21-58	2-16	23-26	21	17	38	19	67	8	11	2	6	200
FG % 1st Half: 10-27 37.0%		2nd Half: 11-31 35.5%		Game: 21-58 36.2%		Deadball									
3FG % 1st Half: 1-7 14.3%															

GAME 29

GAME 30

Official Box Score -- Game Totals -- Final Statistics
Southern Illinois vs. Evansville
3/9/2019 1:00 p.m. at Meeks Family Fieldhouse

##	Player	Total FG-FGA	3-Ptr FG-FGA	Rebounds					PF	TP	A	TO	Blk	Stl	Min																
				FT-FTA	Off	Def	Tot	PF																							
25	Abby Brockmeyer	F 4-11	0-3	0-0	2	6	8	1	8	0	1	4	0	27																	
34	Nicole Martin	F 5-9	0-0	5-6	7	4	11	0	15	2	1	0	0	27																	
10	Brittney Patrick	G 7-11	2-4	3-4	1	1	2	2	19	1	1	1	1	27																	
12	Makenzie Silvey	G 5-13	2-5	1-2	1	6	7	2	13	1	2	0	3	30																	
23	Kristen Nelson	G 4-6	2-3	0-0	0	5	5	2	10	3	1	0	1	30																	
03	Kezia Martin	0-1	0-0	0-0	0	0	0	1	0	0	1	0	0	2																	
05	Caillin Link	3-3	1-1	0-0	0	2	2	1	7	1	0	0	0	17																	
15	Caillyn Clausen	0-0	0-0	0-0	0	0	0	1	0	0	0	0	0	2																	
21	Payton McCallister	1-1	0-0	0-0	1	0	1	2	2	1	0	0	0	4																	
31	Lauren Hartman	0-7	0-3	1-2	2	2	4	0	1	0	0	0	1	11																	
33	Rachel Pudlowski	0-2	0-1	2-2	0	2	2	2	2	2	0	0	1	12																	
35	Celina VanHyfte	1-4	0-0	1-2	1	0	1	0	3	1	0	0	0	11																	
TEAM				2		1		3																							
Totals		30-68		7-20		13-18					17		29		46		14		80		12		7		5		7		200		
FG % 1st Half: 15-35		42.9%		2nd Half: 15-33		45.5%		Game: 30-68		44.1%		Deadball																			
3FG % 1st Half: 4-13		30.8%		2nd Half: 3-7		42.9%		Game: 7-20		35.0%		Rebounds																			
FT % 1st Half: 5-7		71.4%		2nd Half: 8-11		72.7%		Game: 13-18		72.2%		Rebounds																			

##	Player	Total FG-FGA	3-Ptr FG-FGA	Rebounds					PF	TP	A	TO	Blk	Stl	Min																
				FT-FTA	Off	Def	Tot	PF																							
31	Tattenail Hall	C 1-1	0-0	1-2	2	2	4	2	3	0	0	1	0	13																	
02	Kerri Gasper	G 5-15	4-9	7-8	2	6	8	1	21	1	5	0	1	28																	
03	Marley Miller	G 5-14	3-7	0-0	3	6	9	2	13	3	3	0	1	38																	
04	Makayla Wallace	G 2-5	1-1	2-2	0	1	1	4	7	0	3	0	2	24																	
11	Brooke Bishop	G 4-11	0-0	3-4	1	2	3	1	11	3	1	0	0	37																	
01	Anna Newman	0-5	0-1	2-4	0	2	2	1	2	4	2	0	0	19																	
12	Sydne Tucker	0-1	0-0	0-0	0	0	0	0	0	0	0	0	0	2																	
15	Sydne Caddy	0-0	0-0	0-0	0	0	0	0	0	0	0	0	0	2																	
32	Kayla Casteel	1-3	1-1	0-0	0	1	1	3	3	0	1	0	0	22																	
42	Kaylan Coffman	0-1	0-0	0-0	1	2	3	3	0	0	0	3	0	15																	
TEAM				1		2		2																							
Totals		18-56		9-20		15-20					10		23		33		17		60		11		15		4		4		200		
FG % 1st Half: 8-25		32.0%		2nd Half: 10-31		32.3%		Game: 18-56		32.1%		Deadball																			
3FG % 1st Half: 3-11		27.3%		2nd Half: 6-9		66.7%		Game: 9-20		45.0%		Rebounds																			
FT % 1st Half: 6-8		75.0%		2nd Half: 9-12		75.0%		Game: 15-20		75.0%		Rebounds																			

Officials: Charlie Hust, Maria Gearhart, Taryn Towns
Technical Fouls: Southern Illinois-None, Evansville-None.
Meeks Family Fieldhouse Attendance: 307

Score by Period	1st	2nd	3rd	4th	Total
Southern Illinois	15	24	17	24	80
Evansville	12	13	19	16	60

Last FG - SIU 4th-00:17, EVA 4th-03:03.
Largest lead - SIU by 21 3rd-05:46, EVA None
SIU led for 38:10, EVA led for 00:00. Game was tied for 01:23.

Official Box Score -- Game Totals -- Final Statistics
Southern Illinois vs. Northern Iowa
3/15/2019 8:30 p.m. at Moline, Ill. // TaxSlayer Center

##	Player	Total FG-FGA	3-Ptr FG-FGA	Rebounds					PF	TP	A	TO	Blk	Stl	Min																
				FT-FTA	Off	Def	Tot	PF																							
25	Abby Brockmeyer	F 4-14	0-3	2-4	3	4	7	3	10	3	2	2	0	34																	
34	Nicole Martin	F 6-10	0-0	3-5	2	2	4	4	15	0	2	2	0	32																	
10	Brittney Patrick	G 5-11	3-5	2-2	3	4	7	3	15	2	3	0	1	35																	
12	Makenzie Silvey	G 7-13	2-5	0-1	0	6	6	1	16	1	0	0	2	39																	
23	Kristen Nelson	G 0-8	0-5	2-2	1	0	1	4	2	4	0	0	0	31																	
05	Caillin Link	1-1	1-1	0-0	0	0	0	0	3	1	0	0	0	9																	
31	Lauren Hartman	0-1	0-1	0-0	0	3	3	1	0	0	1	1	0	11																	
33	Rachel Pudlowski	1-1	0-0	0-0	0	0	0	1	2	1	0	0	1	6																	
35	Celina VanHyfte	0-0	0-0	0-0	0	0	0	1	0	0	1	0	0	3																	
TEAM				2		5		7																							
Totals		24-59		6-20		9-14					11		24		35		18		63		12		9		5		4		200		
FG % 1st Half: 15-30		50.0%		2nd Half: 9-29		31.0%		Game: 24-59		40.7%		Deadball																			
3FG % 1st Half: 3-7		42.9%		2nd Half: 3-13		23.1%		Game: 6-20		30.0%		Rebounds																			
FT % 1st Half: 2-4		50.0%		2nd Half: 7-10		70.0%		Game: 9-14		64.3%		Rebounds																			

##	Player	Total FG-FGA	3-Ptr FG-FGA	Rebounds					PF	TP	A	TO	Blk	Stl	Min																
				FT-FTA	Off	Def	Tot	PF																							
11	Bre Gunnels	F 0-3	0-1	0-0	1	5	6	2	0	0	0	1	0	19																	
34	Taylor Hagen	F 5-10	0-0	6-7	3	3	6	2	16	0	0	1	1	28																	
03	Karli Rucker	G 6-14	1-4	5-6	0	7	7	0	18	3	3	0	1	40																	
05	Nicole Kroeger	G 0-3	0-3	0-0	0	0	0	1	0	1	1	0	0	20																	
24	Mikaela Morgan	G 3-6	2-4	0-0	2	0	2	1	8	1	0	0	0	32																	
20	Alyssa Iverson	0-0	0-0	0-0	0	0	0	0	0	0	0	0	0	0+																	
30	Cynthia Wolf	1-4	1-2	0-0	0	3	3	1	3	2	1	0	0	11																	
32	Heidi Hillyard	1-6	0-2	2-2	2	3	5	4	4	0	1	0	2	22																	
41	Abby Gerrits	6-10	2-4	3-4	0	2	2	2	17	2	1	0	0	28																	
TEAM				1		2		3																							
Totals		22-56		6-20		16-19					9		25		34		13		66		9		9		2		4		200		
FG % 1st Half: 15-28		53.6%		2nd Half: 7-28		25.0%		Game: 22-56		39.3%		Deadball																			
3FG % 1st Half: 4-9		44.4%		2nd Half: 2-11		18.2%		Game: 6-20		30.0%		Rebounds																			
FT % 1st Half: 5-8		62.5%		2nd Half: 11-11		100.0%		Game: 16-19		84.2%		Rebounds																			

Officials: Felicia Grinter, Greg Small, Mark Berger
Technical Fouls: Southern Illinois-None, Northern Iowa-None.
Moline, Ill. // TaxSlayer Center Attendance: 1542

Score by Period	1st	2nd	3rd	4th	Total
Southern Illinois	20	15	9	19	63
Northern Iowa	17	22	11	16	66

Last FG - SIU 4th-00:35, UNI 4th-00:17.
Largest lead - SIU by 6 1st-03:43, UNI by 7 3rd-02:01
SIU led for 12:36, UNI led for 21:04. Game was tied for 06:20.

Points	In	Off	2nd	Fast
SIU	Paint	T/O	Chance	Break
UNI	26	7	8	4
UNI	26	12	5	6

Score Tied - 8 times
Lead Changed - 7 times



NICOLE MARTIN



MAKENZIE SILVEY

EASTERN MICHIGAN

Nov. 23, 12 p.m. • Ypsilanti, Mich.

GENERAL INFO

Location Ypsilanti, Mich.
 Enrollment..... 21,105
 Nickname Eagles
 School Colors..... Green and White
 Arena (Capacity) Convocation Center (8,754)
 Conference MAC
 Series History SIU leads 1-0

COACHING STAFF

Head Coach..... Fred Castro
 Alma Mater..... Oklahoma, 2004
 Record at School/Years 31-54/3
 Overall Record/Years 31-54/3
 Associate Head Coach Adam Call
 Assistant Coach Cassandra Callaway
 Assistant Coach Carlos Adamson
 Basketball Phone (734) 487-0481

TEAM INFO

2018-19 Record..... 14-17
 Conference Record/Finish 6-12/9th
 Starters Returning/Lost..... 4/1
 Letterwinners Returning/Lost 8/4

SPORTS INFO

Women's Basketball SID Katie Gonzales
 Office Phone (734) 487-0318
 E-mail kgonzal5@emich.edu
 Website www.emueagles.com

IUPUI

Nov. 12, 6 p.m. • Indianapolis, Ind.

GENERAL INFO

Location Indianapolis, Ind.
 Enrollment..... 29,791
 Nickname Jaguars
 School Colors..... Red, Gold and Black
 Arena (Capacity) The Jungle (1,215)
 Conference The Horizon League
 Series History SIU leads 2-1

COACHING STAFF

Head Coach..... Austin Parkinson
 Alma Mater..... Purdue, 2004
 Record at School/Years .. 162-123/9
 Overall Record/Years 162-123/9
 Associate Head Coach Latrell Fleming
 Assistant Coach Victoria Lipscomb
 Assistant Coach DeAirra Goss
 Basketball Phone (317) 278-2683

TEAM INFO

2018-19 Record..... 20-12
 Conference Record/Finish 13-5/T-3rd
 Starters Returning/Lost..... 4/1
 Letterwinners Returning/Lost 6/6

SPORTS INFO

Women's Basketball SID Taylor Alward
 Office Phone (317) 278-3619
 E-mail taalward@iupui.edu
 Website www.iupuijags.com

SEMO

Dec. 7, 6:30 p.m. • Cape Girardeau, Mo.

GENERAL INFO

Location Cape Girardeau, Mo.
 Enrollment..... 11,502
 Nickname Redhawks
 School Colors..... Red and Black
 Arena (Capacity) . Show Me Center (7,000)
 Conference Ohio Valley
 Series History SIU leads 29-7

COACHING STAFF

Head Coach Rekha Patterson
 Alma Mater ... North Carolina A&T, 2001
 Record at School/Years 54-64/4
 Overall Record/Years 54-64/4
 Associate Head Coach Mike Geary
 Assistant Coach Chante Crutchfield
 Assistant Coach Sakellie Daniels
 Basketball Phone (573) 651-5030

TEAM INFO

2018-19 Record..... 13-17
 Conference Record/Finish 8-10/8th
 Starters Returning/Lost..... 4/2
 Letterwinners Returning/Lost 9/6

SPORTS INFO

Women's Basketball SID . Morgan Harding
 Office Phone (573) 651-2937
 E-mail mharding@semo.edu
 Website www.GoSoutheast.com

MEMPHIS

Nov. 20, 12 p.m. • Carbondale, Ill.

GENERAL INFO

Location Memphis, Tenn.
 Enrollment..... 21,521
 Nickname Tigers
 School Colors..... Blue and Gray
 Arena (Capacity) ... Elma Roane Fieldhouse (2565)
 Conference American Athletic
 Series History Memphis leads 7-13

COACHING STAFF

Head Coach..... Melissa McFerrin
 Alma Mater..... Missouri, 1983
 Record at School/Years .. 225-242/15
 Overall Record/Years 175-172/11
 Associate Head Coach Michele Savage
 Associate Head Coach Amy Stephens
 Assistant Coach Jessica Bogia
 Basketball Phone (901) 678-4532

TEAM INFO

2018-19 Record..... 11-20
 Conference Record/Finish 5-11/12th
 Starters Returning/Lost..... 3/2
 Letterwinners Returning/Lost 5/7

SPORTS INFO

Women's Basketball SID Jen Hannah
 Office Phone (901) 678-2397
 E-mail j.lawson@memphis.edu
 Website www.gotigersgo.com

MURRAY STATE

Dec. 15, 2 p.m. • Carbondale, Ill.

GENERAL INFO

Location Murray, Ky.
 Enrollment..... 8,363
 Nickname Racers
 School Colors..... Navy and Gold
 Arena (Capacity) CFSB Center (8,500)
 Conference Ohio Valley
 Series History SIU leads 39-5

COACHING STAFF

Head Coach..... Rechelle Turner
 Alma Mater..... Murray State, 1996
 Record at School/Years 24-36/2
 Overall Record/Years 24-36/2
 Assistant Coach Amber Guffey
 Assistant Coach Jauwan Scaife
 Assistant Coach Monica Evans
 Basketball Phone (270) 809-5551

TEAM INFO

2018-19 Record..... 13-17
 Conference Record/Finish 9-9/6th
 Starters Returning/Lost..... 2/3
 Letterwinners Returning/Lost 7/5

SPORTS INFO

Women's Basketball SID Parker Griffith
 Office Phone (270) 809-3351
 E-mail pgriffith2@murraystate.edu
 Website www.goracers.com

SIUE

Nov. 8, 7 p.m. • Edwardsville, Ill.

GENERAL INFO

Location Edwardsville, Ill.
 Enrollment..... 13,281
 Nickname Cougars
 School Colors..... Red and White
 Arena (Capacity) Vadalabene Center (4,000)
 Conference Ohio Valley
 Series History SIU leads 4-2

COACHING STAFF

Head Coach Paula Buscher
 Alma Mater Missouri State, 1986
 Record at School/Years .. 108-108/7
 Overall Record/Years ... 318-334/22
 Associate Head Coach Todd Schultz
 Assistant Coach Destiny Bramblett
 Assistant Coach Joey Wells
 Basketball Phone (618) 650-2791

TEAM INFO

2018-19 Record..... 13-17
 Conference Record/Finish 8-10/9th
 Starters Returning/Lost..... 3/2
 Letterwinners Returning/Lost 7/8

SPORTS INFO

Women's Basketball SID Eric Hess
 Office Phone (618) 650-3608
 E-mail ehess@siue.edu
 Website www.siuecougars.com

ST. LOUIS

Nov. 27, 6 p.m. • Carbondale, Ill.

GENERAL INFO

Location St. Louis, Mo.
Enrollment..... 12,853
Nickname Billikens
School Colors..... Royal Blue and White
Arena (Capacity) .. Chaifetz Arena (10,600)
Conference..... Atlantic 10
Series History..... SIU leads 12-9

COACHING STAFF

Head Coach..... Lisa Stone
Alma Mater Iowa, 1984
Record at School/Years .. 122-102/7
Overall Record/Years..... 625-339/33
Associate Head Coach Ty Margenthaler
Assistant Coach..... Jordann Reese
Assistant Coach..... Olivia Applewhite
Basketball Phone..... (314)977-5076

TEAM INFO

2018-19 Record..... 15-16
Conference Record/Finish 9-7/6th
Starters Returning/Lost..... 2/3
Letterwinners Returning/Lost..... 8/6

SPORTS INFO

Women's Basketball SID Nick Rettig
Office Phone..... (314)-977-2524
E-mail..... nick.rettig@slu.edu
Website www.slubillikens.com

TENNESSEE TECH

Nov. 16, 2 p.m. • Carbondale, Ill.

GENERAL INFO

Location Cookeville, Tenn.
Enrollment..... 10,186
Nickname Golden Eagles
School Colors..... Purple and Gold
Arena (Capacity) Hooper Eblen Center
Conference..... Ohio Valley
Series History..... TTU leads 13-0

COACHING STAFF

Head Coach..... Kim Rosamond
Alma Mater Ole Miss, 1998
Record at School/Years 39-53/3
Overall Record/Years 39-53/3
Assistant Coach Allison Clark
Assistant Coach Crystal Kelly
Assistant Coach Melanie Walls
Basketball Phone..... (931)372-3956

TEAM INFO

2018-19 Record..... 22-11
Conference Record/Finish 12-6/4th
Starters Returning/Lost..... 3/2
Letterwinners Returning/Lost 9/5

SPORTS INFO

Women's Basketball SID Jonathan Caudle
Office Phone (931) 372-6319
E-mail jcaudle@tntech.edu
Website www.ttusports.com

UT MARTIN

Dec. 3, 6 p.m. • Carbondale, Ill.

GENERAL INFO

Location Martin, Tenn.
Enrollment..... 7,069
Nickname Skyhawks
School Colors..... Navy Blue and Orange
Arena (Capacity) Elam Center (4,300)
Conference..... Ohio Valley
Series History..... SIU trails 9-11

COACHING STAFF

Head Coach..... Kevin McMillan
Alma Mater Rhodes, 1989
Record at School/Years . 196-126/11
Overall Record/Years 196-126/11
Assistant Coach David Russell
Assistant Coach David Hart
Assistant Coach Jasmine Newsome
Basketball Phone..... (731)881-7694

TEAM INFO

2018-19 Record..... 23-9
Conference Record/Finish 13-5/T-2nd
Starters Returning/Lost..... 4/1
Letterwinners Returning/Lost 12/3

SPORTS INFO

Women's Basketball SID Alex Boggis
Office Phone (731)881-7694
E-mail daboggis@utm.edu
Website www.UTMSports.com

WESTERN ILLINOIS

Dec. 19, 4:30 p.m. • DeKalb, Ill.

GENERAL INFO

Location Macomb, Ill.
Enrollment..... 10,373
Nickname Leathernecks
School Colors..... Purple and Gold
Arena (Capacity) Western Hall (5,139)
Conference..... The Summit League
Series History..... SIU leads 35-8

COACHING STAFF

Head Coach..... J.D. Gravina
Alma Mater William Jewell, 2000
Record at School/Years ... 133-115/8
Overall Record/Years 247-176/14
Associate Head Coach Seth Minter
Assistant Coach..... Sydney Crafton
Assistant Coach..... Emily Clemens
Basketball Phone..... (309)298-1893

TEAM INFO

2018-19 Record..... 12-18
Conference Record/Finish 8-8/5th
Starters Returning/Lost..... 4/1
Letterwinners Returning/Lost..... 10/1

SPORTS INFO

Women's Basketball SID ... Jessi Skonning
Office Phone..... (309)298-1133
E-mail ja-skonning@wiu.edu
Website www.goleathernecks.com

WILLIAM WOODS

Dec. 29, 2 p.m. • Carbondale, Ill.

GENERAL INFO

Location Fulton, Mo.
Enrollment..... 3,800
Nickname Owls
School Colors..... Green and Maroon
Arena (Capacity) Anderson Arena
Conference..... AMC
Series History..... SIU leads 1-0

COACHING STAFF

Head Coach..... Aryiell Robinson
Alma Mater..... St. Louis, 2011
Record at School/Years..... 0-0/1
Overall Record/Years..... 0-0/1
Assistant Coach Emma Rappe
Basketball Phone..... (573)592-4206

TEAM INFO

2018-19 Record..... 21-11
Conference Record/Finish 16-8/4th
Starters Returning/Lost..... 4/1
Letterwinners Returning/Lost 9/6

SPORTS INFO

Women's Basketball SID Alysha Hodge
Office Phone..... (573)592-1627
E-mail alysha.hodge@wwu.edu
Website www.wwuowls.com



KRISTEN NELSON

BRADLEY

Feb. 2, 2 p.m. • Carbondale, Ill.

Feb. 27, 7 p.m. • Peoria, Ill.

GENERAL INFO

Location Peoria, Ill.
 Enrollment.....5,844
 Nickname Braves
 School Colors.....Red and White
 Arena (Capacity) .Renaissance Coliseum (4,200)
 Series History.....SIU leads 51-25

COACHING STAFF

Head Coach.....Andrea Gorski
 Alma Mater Bradley, 1992
 Record at School/Years45-47/3
 Overall Record/Years151-106/8
 Assistant Coach.....Latisha Lockett
 Assistant Coach.....Kristi Zeller
 Assistant Coach.....Paul Fessler
 Basketball Phone.....(309)677-4557

TEAM INFO

2018-19 Record.....20-10
 Conference Record/Finish10-8/5th
 Starters Returning/Lost.....4/1
 Letterwinners Returning/Lost.....9/5

SPORTS INFO

Women's Basketball SIDJim Rea
 Office Number.....(309)677-3869
 E-mailjrea@bradley.edu
 Websitewww.BradleyBraves.com

DRAKE

Jan. 12, 2 p.m. • Carbondale, Ill.

Feb. 7, 6 p.m. • Des Moines, Iowa

GENERAL INFO

Location Des Moines, Iowa
 Enrollment.....5,348
 Nickname Bulldogs
 School Colors.....Blue and White
 Arena (Capacity) Knapp Center (7,152)
 Series History.....SIU trails 28-60

COACHING STAFF

Head Coach.....Jennie Baranczyk
 Alma MaterIowa, 2004
 Record at School/Years152-76/7
 Overall Record/Years152-76/7
 Associate Head Coach Allison Pohlman
 Assistant Coach Nicci Hays Fort
 Assistant CoachMarkisha Wright
 Basketball Phone.....(515)271-2165

TEAM INFO

2018-19 Record.....27-7
 Conference Record/Finish17-1/1st
 Starters Returning/Lost.....3/2
 Letterwinners Returning/Lost.....9/4

SPORTS INFO

Women's Basketball SIDJohn Meyer
 Office Phone.....(515)271-3740
 E-mailjohn.meyer@drake.edu
 Websitewww.GoDrakeBulldogs.com

EVANSVILLE

Jan. 24, 6 p.m. • Evansville, Ind.

Feb. 23, 2 p.m. • Carbondale, Ill.

GENERAL INFO

Location Evansville, Ind.
 Enrollment.....2,140
 NicknamePurple Aces
 School Colors...Purple, White and Orange
 Arena (Capacity) Ford Center (9,640)
 Series History.....SIU leads 32-28

COACHING STAFF

Head Coach.....Matt Ruffing
 Alma MaterDayton, 2007
 Record at School/Years ..20-73/4
 Overall Record/Years20-73/4
 Assistant CoachKaitlynn Pacholke
 Assistant CoachKaryla Middlebrook
 Assistant CoachDoug Rogers
 Basketball Phone.....(812)488-2289

TEAM INFO

2018-19 Record.....4-26
 Conference Record/Finish2-16/10th
 Starters Returning/Lost.....2/3
 Letterwinners Returning/Lost.....5/4

SPORTS INFO

Women's Basketball SID..Michael Robertson
 Office Phone.....(812)488-2394
 E-mailmr328@evansville.edu
 Websitewww.GoPurpleAces.com

ILLINOIS STATE

Jan. 31, 6 p.m. • Carbondale, Ill.

Mar. 1, 2 p.m. • Normal, Ill.

GENERAL INFO

Location Normal, Ill.
 Enrollment.....20,807
 NicknameRedbirds
 School Colors.....Red and White
 Arena (Capacity) ...Redbird Arena (10,000)
 Series History.....SIU trails 49-63

COACHING STAFF

Head Coach.....Kristen Gillespie
 Alma MaterNC State, 1999
 Record at School/Years33-28/2
 Overall Record/Years138-93/8
 Assistant Coach.....Jessica Keller
 Assistant Coach Mariyah Brawner-Henley
 Assistant Coach.....Scott Gillespie
 Basketball Phone.....(309)438-2567

TEAM INFO

2018-19 Record.....19-12
 Conference Record/Finish11-7/4th
 Starters Returning/Lost.....2/3
 Letterwinners Returning/Lost.....9/3

SPORTS INFO

Women's Basketball SIDMike Williams
 Office Phone.....(309) 438-7748
 E-mail.....mcwilli@ilstu.edu
 Websitewww.GoRedbirds.com

INDIANA STATE

Jan. 26, 12 p.m. • Terre Haute, Ind.

Feb. 21, 6 p.m. • Carbondale, Ill.

GENERAL INFO

Location Terre Haute, Ind.
 Enrollment.....13,183
 NicknameSycamores
 School Colors.....Royal Blue and White
 Arena (Capacity) .Hulman Center (10,200)
 Series History.....SIU leads 49-46

COACHING STAFF

Head Coach.....Vicki Hall
 Alma MaterTexas, 1993
 Record at School/Years.....11-19/1
 Overall Record/Years11-19/1
 Assistant CoachDeneen Parker
 Assistant CoachLuke Scheidecker
 Assistant CoachTamara Lee
 Basketball Phone.....(812)237-8357

TEAM INFO

2018-19 Record.....11-19
 Conference Record/Finish5-13/8th
 Starters Returning/Lost.....0/5
 Letterwinners Returning/Lost.....0/14

SPORTS INFO

Women's Basketball SIDAndrew Hile
 Office Phone.....(812)237-4159
 E-mailandrew.hile@indstate.edu
 Websitewww.GoSycamores.com

LOYOLA

Jan. 5, 1 p.m. • Chicago, Ill.

Mar. 5, 6 p.m. • Carbondale, Ill.

GENERAL INFO

Location Chicago, Ill.
 Enrollment.....17,007
 NicknameRamblers
 School Colors.....Maroon and Gold
 Arena (Capacity) Gentile Arena (4,963)
 Series History.....SIU leads 10-7

COACHING STAFF

Head Coach.....Kate Achter
 Alma Mater Bowling Green, 2008
 Record at School/Years22-69/3
 Overall Record/Years22-69/3
 Assistant CoachMaria Nucas
 Assistant CoachFrank Goldsberry
 Assistant CoachBianca Smith
 Basketball Phone.....(773)508-2755

TEAM INFO

2018-19 Record.....13-18
 Conference Record/Finish6-12/7th
 Starters Returning/Lost.....5/0
 Letterwinners Returning/Lost.....11/1

SPORTS INFO

Women's Basketball SIDRyan Haley
 Office Phone(773)508-2557
 E-mailjhaley2@luc.edu
 Websitewww.LoyolaRamblers.com

MISSOURI STATE

Jan. 17, 6 p.m. • Carbondale, Ill.

Feb. 15, 3 p.m. • Springfield, Mo.

GENERAL INFO

Location Springfield, Mo.
Enrollment 26,182
Nickname Lady Bears
School Colors Maroon and White
Arena (Capacity) JQH Arena (11,000)
Series History SIU trails 29-54

COACHING STAFF

Head Coach Amaka Agugua-Hamilton
Alma Mater Hofstra, 2005
Record at School/Years 0-0/1
Overall Record/Years 0-0/1
Assistant Coach Franqua Bedell
Assistant Coach Tori Jankoska
Assistant Coach Seth Minter
Basketball Phone (419)836-4136

TEAM INFO

2018-19 Record 25-10
Conference Record/Finish 16-2/2nd
Starters Returning/Lost 4/1
Letterwinners Returning/Lost 12/2

SPORTS INFO

Women's Basketball SID Ben Adamson
Office Phone (417)836-4584
E-mail benadamson@missouristate.edu
Website www.MissouriStateBears.com

NORTHERN IOWA

Jan. 10, 6 p.m. • Carbondale, Ill.

Feb. 9, 2 p.m. • Cedar Falls, Iowa

GENERAL INFO

Location Cedar Falls, Iowa
Enrollment 11,905
Nickname Panthers
School Colors Purple and Old Gold
Arena (Capacity) .. McLeod Center (6,650)
Series History SIU trails 35-41

COACHING STAFF

Head Coach Tanya Warren
Alma Mater Creighton, 1988
Record at School/Years 225-166/12
Overall Record/Years 225-166/12
Assistant Coach Brad Nelson
Assistant Coach Steven Fennelly
Assistant Coach KK Armstrong
Basketball Phone (319)273-6464

TEAM INFO

2018-19 Record 20-13
Conference Record/Finish 12-6/3rd
Starters Returning/Lost 2/3
Letterwinners Returning/Lost 9/4

SPORTS INFO

Women's Basketball SID Jerek Wolcott
Office Phone (319)273-2470
E-mail jerek.wolcott@uni.edu
Website www.UNIPanthers.com

VALPARAISO

Jan. 3, 6 p.m. • Valparaiso, Ind.

Mar. 7, 2 p.m. • Carbondale, Ill.

GENERAL INFO

Location Valparaiso, Ind.
Enrollment 3,808
Nickname Crusaders
School Colors Brown and Gold
Arena (Capacity) ARC Arena (5,000)
Series History SIU leads 4-0

COACHING STAFF

Head Coach Mary Evans
Alma Mater Georgia Southern, 2000
Record at School/Years 8-24/1
Overall Record/Years 8-24/1
Assistant Coach Gabby Johnson
Assistant Coach Dani Franklin
Assistant Coach Mark Schwitzgable
Basketball Phone (219)464-6894

TEAM INFO

2018-19 Record 8-24
Conference Record/Finish 3-15/9th
Starters Returning/Lost 3/2
Letterwinners Returning/Lost 6/6

SPORTS INFO

Women's Basketball SID Aaron Leavitt
Office Phone (219)464-6953
E-mail aaron.leavitt@valpo.edu
Website www.valpoathletics.com



CHARLOTTE WEST

YEAR	RECORD	PCT.	CONF.	PCT.	PLACE
1959-60	3-1	.750	--	--	--
1960-61	4-1	.800	--	--	--
1961-62	4-0	1.00	--	--	--
1963-64	7-2	.778	--	--	--
1964-65	5-0	1.00	--	--	--
1965-66	6-2	.750	--	--	--
1966-67	5-0	1.00	--	--	--
1967-68	5-2	.714	--	--	--
1968-69	11-2	.846	--	--	--
1969-70	13-2	.867	--	--	--
1970-71	11-3	.786	--	--	--
1971-72	8-6	.571	--	--	--
1972-73	8-10	.444	--	--	--
1973-74	10-12	.455	--	--	--
1974-75	13-8	.619	--	--	--
TOTALS	113-51	.689	-	-	-

JO ANNE THORPE

YEAR	RECORD	PCT.	CONF.	PCT.	PLACE
1962-63	3-2	.600	--	--	--
TOTALS	3-2	.600	-	-	-

MAUREEN WEISS

YEAR	RECORD	PCT.	CONF.	PCT.	PLACE
1975-76	12-9	.571	--	--	--
1976-77	15-8	.652	--	--	--
TOTALS	27-17	.614	-	-	-

CINDY SCOTT

YEAR	RECORD	PCT.	CONF.	PCT.	PLACE
1977-78	14-10	.583	--	--	--
1978-79	12-16	.429	--	--	--
1979-80	20-6	.769	--	--	--
1980-81	14-18	.438	--	--	--
1981-82	17-12	.586	--	--	--
1982-83	22-11	.667	--	--	--

GATEWAY CONFERENCE

1983-84	22-6	.786	15-3	.833	T2nd
1984-85	21-7	.750	14-4	.778	3rd
1985-86	25-4	.862	18-0	1.00	1st
1986-87	28-3	.903	18-0	1.00	1st
1987-88	16-11	.593	12-6	.667	T4th
1988-89	19-10	.655	15-3	.833	2nd
1989-90	21-10	.677	14-4	.778	T1st
1990-91	19-10	.655	13-5	.722	T2nd

Gateway Conference Record 119-25 (.826)

MISSOURI VALLEY CONFERENCE

1991-92	23-8	.741	15-3	.833	2nd
1992-93	19-10	.655	12-4	.750	T2nd
1993-94	15-12	.556	9-7	.563	3rd
1994-95	19-9	.679	13-5	.722	T2nd
1995-96	18-10	.643	15-3	.833	2nd
1996-97	14-14	.500	9-9	.500	T4th
1997-98	10-18	.357	7-11	.389	8th

Missouri Valley Record 80-42 (.656)

TOTALS 388-215 .643 199-67 .748

JULIE BECK

YEAR	RECORD	PCT.	CONF.	PCT.	PLACE
1998-99	6-21	.222	5-13	.278	9th
1999-00	8-20	.286	5-13	.278	T8th
TOTALS	14-41	.255	10-26	.278	

LORI OPP

YEAR	RECORD	PCT.	CONF.	PCT.	PLACE
2000-01	7-20	.259	4-14	.222	9th
2001-02	6-21	.222	2-16	.111	10th
2002-03	7-20	.259	3-15	.166	10th
2003-04	3-24	.111	2-16	.111	10th
TOTALS	23-85	.213	11-61	.153	

DANA EIKENBERG

YEAR	RECORD	PCT.	CONF.	PCT.	PLACE
2004-05	3-24	.111	1-17	.056	10th
2005-06	10-18	.357	6-12	.333	8th
2006-07	21-11	.656	16-2	.889	1st
2007-08	10-20	.333	5-13	.278	9th
2008-09	9-19	.321	5-13	.278	8th
TOTALS	53-92	.366	33-57	.367	

MISSY TIBER

YEAR	RECORD	PCT.	CONF.	PCT.	PLACE
2009-10	5-24	.172	4-14	.222	9th
2010-11	2-28	.067	0-18	.000	10th
2011-12	8-22	.267	4-14	.222	9th
2012-13	4-12	.250	1-4	.200	10th
TOTALS	19-86	.181	9-50	.153	

ADRIANNE HARLOW

YEAR	RECORD	PCT.	CONF.	PCT.	PLACE
2012-13	1-14	.067	0-13	.000	10th
TOTALS	1-14	.067	0-13	.000	

CINDY STEIN


YEAR	RECORD	PCT.	CONF.	PCT.	PLACE
2013-14	5-25	.167	3-15	.167	10th
2014-15	17-13	.567	10-8	.556	5th
2015-16	20-13	.606	12-6	.667	4th
2016-17	16-15	.516	10-8	.555	4th
2017-18	17-14	.548	11-7	.611	4th
2018-19	15-15	.500	8-10	.444	6th
TOTALS	90-95	.486	54-54	.500	



CHARLOTTE WEST
1960-62/64-75
113-51 (.689)



JO ANNE THORPE
1962-63
3-2 (.600)



MAUREEN WEISS
1976-77
27-17 (.614)



CINDY SCOTT
1978-98
388-215 (.643)



JULIE BECK
1999-2000
14-41 (.255)



LORI OPP
2001-04
23-85 (.213)



DANA EIKENBERG
2005-09
53-92 (.366)



MISSY TIBER
2010-13
15-74 (.169)



CINDY STEIN
2013-PRESENT
90-95 (.486)

1959-60

Charlotte West

Record: 3-1 (.780)

No Game Results Available

1960-61

Charlotte West

Record: 4-1 (.800)

No Game Results Available

1961-62

Charlotte West

Record: 4-0 (1.000)

Principia	W
Illinois State	W
Greenville	W
SE Missouri State	W

1962-63

Jo Anne Thorpe

Record: 3-2 (.600)

Western Illinois	L	32-39
at SE Missouri State	W	37-22
at Illinois	L	15-54
Alton	W	53-25
Principia	W	42-18

1963-64

Charlotte West

Record: 7-2 (.778)

Principia	W	33-27
Lincoln Christian	W	48-24
Illinois State	W	25-22
Illinois Wesleyan	W	22-15
Illinois State	L	15-31
Illinois State	W	38-21
Eastern Illinois	W	28-27
SE Missouri State	L	30-31
SE Missouri State	W	28-7

1964-65

Charlotte West

Record: 5-0 (1.000)

Principia	W	65-31
Northern Illinois	W	32-19
Western Illinois (2/20/65)	W	51-24
Principia	W	45-27
SE Missouri State	W	37-36

1965-66

Charlotte West

Record: 6-2 (.750)

Principia	W	54-7
Northern Illinois	L	23-31
Illinois	W	44-24
Illinois State	L	21-44
Western Illinois	W	26-21
Western Illinois	W	53-34

SE Missouri State	W	42-38
SE Missouri State	W	30-6

1966-67

Charlotte West

Record: 5-0 (1.000)

Western Illinois	W	41-23
Western Illinois	W	33-19
at SE Missouri State	W	31-21
at SE Missouri State	W	35-19
at Principia	W	45-27

1967-68

Charlotte West

Record: 5-2 (.714)

at Illinois State	L	27-32
SE Missouri State	W	43-24
at Northern Illinois	L	29-38
at Greenville	W	44-22
Western Illinois	W	26-17
Illinois	W	38-20
Principia	W	23-19

1968-69

Charlotte West

Record: 11-2 (.846)

Indiana State	W	53-24
at Eastern Illinois (1/18)	W	46-19
State Tournament		
Normal, Ill. (2/8-9)		

vs. Illinois (2/8)	W	68-18
at Illinois State (2/9)	W	43-42
Miss. College for Women	L	42-62
Western Illinois	W	43-9
SE Missouri State	W	53-31
Greenville	W	33-18
Murray State	W	60-37
SE Missouri State	W	50-26
Northern Illinois	W	64-19

National Invitational Tournament

West Chester, Pa. (3/20-22)

vs. Towson State (3/20)	W	57-27
vs. West. Carolina (3/21)	L	42-44

1969-70

Charlotte West

Record: 13-2 (.867)

Murray State	W	50-28
Indiana State	W	57-32
Indiana Central	W	56-37
Illinois	W	49-21
Illinois State	W	43-37
SE Missouri State	W	54-27
Eastern Illinois	W	43-15
Independence	W	34-20
Missouri-St. Louis	W	61-23
Western Illinois	W	34-24
Illinois State	L	32-35

National Invitational Tournament (3rd)

vs. East Stroudsburg	L	42-45
vs. Springfield	W	38-35
vs. Towson State	W	44-30
vs. SUNY-Cortland	W	37-30

1970-71

Charlotte West

Record: 11-3 (.786)

Kansas State	L	38-56
Murray State	W	46-36
Western Illinois	W	37-14
at Eastern Illinois	W	22-18
Illinois	W	
Missouri State	W	45-32
State Tournament (1st)		
Illinois	W	54-45
Western Illinois	W	55-29
Illinois State	W	32-27
SE Missouri State	L	38-40
SE Missouri State	W	38-27

Midwest Invitational (3rd)

Normal, Illinois

Wisconsin-La Crosse	W
Indiana	L
Illinois	W

1971-72

Charlotte West

Record: 8-6 (.571)

Olivet Nazarene	W	43-20
Illinois State	L	36-54
Quincy	W	50-25
Eastern Illinois	W	41-27
Illinois State	L	44-53
Illinois	L	42-54
Indiana State	W	50-40
Illinois State	L	45-61
Western Illinois	L	43-49
Eastern Illinois	W	44-31
SE Missouri State	W	39-24
Indiana	L	31-43
SE Missouri State	W	61-22
Eastern Illinois	W	44-31

1972-73

Charlotte West

Record: 8-10 (.444)

Indiana	L	28-45
Illinois State	W	38-27
Western Illinois	L	38-48
Indiana State	L	36-62
Tennessee-Martin	L	24-40
Murray State	L	35-37
Illinois	W	33-29
Eastern Illinois	L	40-50
SE Missouri State	W	54-34
Tennessee-Martin	L	19-31
Western Illinois	W	49-39

IAIAW State Tournament

River Forest, Illinois		
Concordia	W	46-40
Illinois State	L	36-52
Western Illinois	W	46-24
MAIAW Regional Tourney		
Cedarville, Ohio		
Calvin	L	33-43
Wisconsin-Oshkosh	W	54-47
Miami (OH)	W	53-34
Western Michigan	L	32-47

1973-74

Charlotte West

Record: 10-12 (.455)

Missouri-St. Louis	L	38-40
Principia	W	62-44
Illinois State	L	31-47
Tennessee-Martin	L	43-45
Greenville	L	46-50
Murray State	W	49-40
Memphis State	L	25-56
SE Missouri State	W	52-25
SW Baptist	W	63-25
Indiana State	L	36-64
SE Missouri State	W	62-43
Northern Illinois	W	31-27
Illinois State	L	41-65
Murray State	W	47-45
Eastern Illinois	L	33-38
Illinois	W	46-29
Western Illinois	L	45-54
Illinois-Chicago Circle	W	50-34
Illinois State	L	36-42
Eastern Illinois	W	46-31
Midwest AIAW Regional Tournament		
Terre Haute, Ind.		
Indiana	L	40-53
Wisconsin-Oshkosh	L	35-39

1974-75

Charlotte West

Record: 13-8 (.619)

Illinois (1/24)	W	42-41
SE Missouri State (1/25)	W	64-35
at Principia (1/29)	W	57-46
Indiana State (1/31)	L	46-48
Tennessee-Martin (2/1)	L	44-48
Eastern Illinois (2/1)	W	62-45
at Murray State (2/3)	L	40-57
Memphis State (2/7)	L	40-60
Central Michigan (2/8)	L	34-44
Murray State (2/11)	W	48-44
at Northern Illinois (2/16)	W	69-38
at SE Missouri (2/19)	W	67-57
at Vincennes (2/21)	W	57-44
at Eastern Illinois (2/22)	W	60-39
AAU Cape (2/24)	W	46-38
SIU-Edwardsville (2/28)	W	67-32

Northeastern (2/28)		
at Illinois (3/1)	W	64-51
Illinois State (3/1)	W	66-54(OT)
Illinois State (3/1)	L	47-67
Midwest AIAW Regional Tournament		
Normal, Illinois		
Calvin (3/6)	L	50-52
Bowling Green (3/7)	L	50-68

1975-76

Maureen Weiss

Record: 12-9 (.571)

at SE Missouri (1/22)	W	70-20
at Union (1/23)	L	66-95
at Memphis State (1/24)	L	61-74
Grandview (1/28)	L	72-77
vs. Michigan State (1/30)	W	67-59
at Central Mich. (1/31)	W	70-56
Northern Illinois (2/6)	W	66-20
Murray State (2/12)	W	58-29
vs. Union (2/13)	L	69-83
at Tenn.-Martin (2/14)	W	62-61
at Indiana State (2/16)	L	55-59
at Western Illinois (2/20)	W	60-50
vs. Eastern Illinois (2/21)	W	72-32
vs. Chicago State (2/21)	W	79-50
Illinois State (2/27)	W	69-67(OT)
at Illinois (2/28)	L	60-73
IAIAW State Tournament (2nd)		
Macomb, Illinois		
Chicago State (3/4)	W	80-39
Illinois-Chicago (3/5)	W	59-48
Illinois State (3/6)	L	55-68
Midwest AIAW Regional Tournament		
Mt. Pleasant, Mich.		
Wis.-La Crosse (3/11)	L	57-79
Indiana (3/12)	L	46-56

1976-77

Maureen Weiss

Record: 15-8 (.652)

at Missouri-STL (12/3)	W	69-65
at Saint Louis (12/4)	W	75-41
at Indiana (12/11)	L	50-65
at Missouri (1/13)	W	66-65
at Cent. Missouri (1/14)	L	42-56
at Missouri State (1/15)	W	67-64
Memphis State (1/21)	L	58-67
Western Illinois (1/27)	W	92-59
Tennessee-Martin (1/28)	W	73-35
Union (1/29)	L	56-74
Eastern Illinois (2/4)	W	73-50
Indiana State (2/5)	W	74-51
at Illinois State (2/11)	L	58-66
at Northern Illinois (2/12)	W	75-49
at Ball State (2/18)	W	63-55
Illinois-Chicago (2/19)	W	68-33
Illinois (2/22)	W	56-41

Central Michigan Tourney

Mt. Pleasant, Mich.		
Central Michigan (2/25)	L	60-93
Michigan (2/26)	W	65-49
IAIAW State Tournament (3rd)		
DeKalb, Illinois		
Western Illinois (3/3)	W	89-41
Northwestern (3/4)	L	64-75
Illinois-Chicago Cir. (3/5)	W	65-47
Midwest AIAW Regional Tournament		
West Lafayette, Ind.		
Ohio State	L	59-78

1977-78

Cindy Scott

Record: 14-10 (.583)

Central Missouri (12/2)	L	50-58
Indiana (12/3)	W	62-38
at Illinois State	W	82-57
at Union (1/12)	L	64-79
Saluki Invitational (2nd)		
Carbondale, Illinois (1/19-21)		
Purdue (1/20)	W	71-55
Illinois-Chicago (1/21)	L	47-52
Missouri State	W	55-44
Illinois State (1/26)	W	61-48
at Ball State (2/3)	W	76-49
at Indiana State (2/4)	W	70-61
at Memphis State (2/7)	L	64-78
at Western Illinois (2/10)	L	70-77
at NE Missouri (2/11)	W	81-61
at Illinois (2/16)	W	58-53
Eastern Illinois (2/17)	W	66-48
Missouri (2/18)	L	54-58
at Louisville (2/23)	L	56-57
at East. Kentucky (2/25)	W	68-61
IAIAW State Tournament (2nd)		
Normal, Illinois		
Eastern Illinois (3/2)	W	91-64
Illinois-Chicago (3/3)	W	60-56
Illinois State (3/4)	L	63-66

Midwest AIAW Regional Tournament (4th)

East Lansing, Mich.

Michigan State (3/9)	W	63-62
Indiana State (3/10)	L	43-48
Wisconsin (3/11)	L	64-65

1978-79

Cindy Scott

Record: 20-6 (.769)

Turkey Tournament

Springfield, Missouri (11/24-26)

Texas A&M (11/24)	W	70-64
Missouri State (11/25)	W	66-56
NW Missouri (11/26)	L	63-64
Cincinnati (12/2)	W	66-58
C. Missouri (12/7)	W	80-60
Louisville (12/11)	W	84-70

Ball State (12/14) W 81-46
 Lambuth (1/11) W 56-51
 at Missouri (1/13) W 62-60(OT)
 Saluki Invitational
 Carbondale, Illinois (1/19-20)
 Western Illinois (1/19) W 71-61
 William Woods (1/20) W 59-49
 Illinois (1/23) W 63-48
 at Eastern Illinois (1/26) W 56-47
 at Indiana (1/27) L 40-60
 Tennessee-Martin (2/2) W 74-53
 Indiana State (2/4) W 60-48

 Illinois State Invitational
 Normal, Illinois (2/8-10)
 Memphis State (2/8) L 71-77
 Oakland (2/9) W 82-62
 Wis.-La Crosse (2/10) L 68-83
 at Northwestern (2/16) L 65-81
 at Illinois-Chicago (2/17) W 50-48(OT)
 Eastern Kentucky (2/24) W 74-53

 IAIAW State Tourney (1st)
 Carbondale, Illinois
 Chicago Circle (3/2) W 68-43
 DePaul (3/3) W 64-61(OT)
 Northwestern (3/4) W 71-58
 Midwest Regional Tourney
 Kalamazoo, Mich.
 Northwestern (3/8) L 67-69

1979-80

 Cindy Scott
 Record: 12-16 (.429)
 at Murray State (11/19) W 72-69
 Turkey Tournament (2nd)
 Springfield, Missouri (11/23-25)
 NW Missouri (11/23) W 58-43
 Missouri State (11/24) W 65-43
 Oklahoma (11/25) L 46-58
 Union (11/30) L 62-72
 at Louisville (12/1) L 75-91
 at C. Missouri (12/8) L 68-103
 Murray State (12/10) W 83-80
 Illinois-Chicago (12/15) L 63-68(2OT)
 NW Missouri (12/17) L 58-62
 DePaul (12/19) W 64-58

 Holiday Tournament
 New York, N.Y. (12/27-29)
 Dartmouth (12/27) L 64-67
 Drake (12/28) L 49-71
 Western Kentucky (1/5) W 56-53
 at Minnesota (1/11) L 54-75
 at Western Illinois (1/12) L 76-82
 at Drake (1/14) L 43-70
 Northwestern (1/18) L 52-68
 Indiana (1/26) W 56-52
 at Indiana State (2/1) L 65-77
 at Purdue (2/2) W 58-49
 Illinois State (2/8) L 62-66

Eastern Illinois (2/9) W 86-54
 Drake (2/14) W 63-62
 Saint Louis (2/18) W 80-60
 at Illinois (2/21) W 70-64
 Missouri (2/23) L 71-73
 IAIAW State Tournament
 Champaign, Illinois
 Illinois-Chicago (2/28) L 57-67

1980-81

 Coach Cindy Scott
 14-18 (.438)
 Murray State (11/20) W 88-60
 SE Missouri (11/21) W 93-58
 at Indiana (11/25) L 61-75
 at Murray State (12/2) L 78-87
 Louisville (12/5) W 69-64
 Drake (12/6) L 56-88

 UTM Christmas Tourney (6th)
 Martin, Tennessee (12/12-14)
 Vanderbilt (12/12) L 83-85 (OT)
 Troy State (12/13) W 64-63
 Indiana State (12/14) L 75-88
 at DePaul (12/19) L 68-69
 at Northwestern (12/20) L 77-90
 at Illinois-Chicago (12/22) L 78-91
 Pizza Hut Classic (6th)
 Wichita, Kansas (1/8-10)

Stephen F. Austin (1/8) L 60-79
 Arkansas (1/9) W 68-61
 Illinois (1/10) L 64-68
 Western Illinois (1/16) L 77-82
 Wichita State (1/17) W 77-69
 Minnesota (1/19) L 63-85
 at #20 Illinois State (1/21) L 80-96
 UT-Martin (1/23) W 97-79
 Purdue (1/24) W 85-74
 at Drake (1/30) L 72-74
 at Missouri (1/31) W 78-73

 Illinois State Invite (2nd)
 Normal, Illinois (2/5-7)
 Wis.-La Crosse (2/5) W 78-71
 Central Missouri (2/6) W 67-65
 Illinois State (2/7) L 65-73
 Indiana State (2/10) W 93-73
 Northern Illinois (2/14) W 70-62
 Illinois (2/18) W 93-80
 at West. Kentucky (2/21) L 87-103
 at Saint Louis (2/28) L 74-81

 IAIAW State Tourney
 Chicago, Illinois
 Illinois State (3/5) L 71-85

1981-82

 Coach Cindy Scott
 17-12 (.586)
 at Murray State (11/21) W 68-62
 Indiana (11/30) W 77-76

at SE Missouri (12/5) W 68-55
 Northwestern (12/11) L 58-63
 Chicago Circle (12/12) W 77-59
 at Louisville (12/14) L 68-77
 UCLA (12/19) L 44-85
 at Wichita State* (12/21) L 70-84
 Murray State (1/5) W 97-80
 at UT-Martin (1/8) L 66-68
 Illinois State* (1/12) L 56-73

 Lady Kat Invite (2nd)
 Lexington, Ky. (1/15-16)
 Louisville (1/15) W 55-52
 #10 Kentucky (1/16) L 56-74
 Western Kentucky (1/18) W 68-63
 Arby's Illini Classic
 Champaign, Illinois (1/22-23)
 Kent State (1/22) W 69-68
 Eastern Michigan (1/23) W 64-59
 Drake* (1/28) L 67-75
 Missouri (1/30) W 71-67
 at Purdue (2/5) L 63-67
 at Indiana St.* (2/6) W 76-73(OT)
 at Eastern Illinois (2/8) W 86-57
 Saint Louis (2/10) W 69-52
 Missouri-St. Louis (2/12) W 80-69
 at Illinois (2/19) L 55-73
 at Western Illinois* (2/20) W 77-68
 at Drake* (2/26) L 72-84
 at Northern Illinois (2/27) W 88-76
 Tulsa (3/3) W 90-50
 Illinois State* (3/4) L 56-73

1982-83

 Coach Cindy Scott
 22-11 (.667)
 Oregon State (11/27) L 63-65
 at Vanderbilt (11/29) W 72-69
 at West. Kentucky (11/30) L 63-68
 Illinois (12/4) L 55-56
 Murray State (12/9) W 76-50
 at Illinois Central (12/11) W 84-69
 at Illinois-Chicago (12/17) W 70-53
 at Loyola (12/18) W 75-60
 Central Florida Classic (1st)
 Orlando, Fla. (1/6-8)
 Florida A&M (1/6) W 80-56
 McNeese State (1/7) W 66-56
 Central Florida (1/8) W 94-63
 Western Illinois* (1/15) W 71-39
 DePaul (1/18) W 88-58
 Wichita State* (1/22) W 63-56
 at Indiana State* (1/25) W 63-60
 Drake* (1/27) L 79-82
 at Illinois State* (2/1) L 67-78
 Missouri State* (2/4) W 72-62
 at Saint Louis (2/9) W 59-48
 Louisville (2/11) L 61-70
 Tennessee-Martin (2/12) W 79-39

Indiana State* (2/14)	W	83-58
at Drake* (2/18)	L	68-82
at Creighton (2/19)	W	59-44
Eastern Illinois* (2/21)	W	71-53
at #17 Missouri (2/23)	L	76-83(20T)
at Murray State (2/26)	W	71-52
Gateway Conf. Tourney (2nd)		
Bradley (3/5)	W	81-52
Drake (3/9)	W	76-73
Illinois State (3/11)	L	54-62
Women's NIT (6th)		
Amarillo, Texas		
Memphis State (3/17)	L	69-77
Hawaii (3/18)	W	84-68
Texas Tech (3/19)	L	68-77

1983-84

Coach Cindy Scott

15-3 Gateway
22-6 (.786)

Lady Tiger Classic (3rd)

Memphis, Tennessee (11/27-28)

Creighton (11/27)	L	56-58
Eastern Illinois (11/28)	W	69-60
Dial Classic (1st)		
Pullman, Wash. (12/2-3)		
Oklahoma (12/2)	W	82-62
Washington State (12/3)	W	66-51
#17 Western Kentucky (12/8)	W	66-60
Vanderbilt (12/10)	L	75-80
Illinois-Chicago (12/13)	W	67-53
at DePaul (12/19)	L	62-63
at Illinois (1/2)	W	65-48
at Illinois State* (1/5)	W	64-58
at Indiana State* (1/7)	W	72-64
Drake* (1/12)	W	65-49
UNI* (1/14)	W	79-47
at Bradley* (1/20)	W	72-39
at Western Illinois* (1/21)	W	68-50
Missouri State* (1/27)	W	87-55
Wichita State* (1/28)	W	81-44
at Eastern Illinois* (2/4)	W	72-55
at UNI* (2/9)	W	83-37
at Drake* (2/11)	L	53-77
Western Illinois* (2/16)	W	101-64
Bradley* (2/18)	W	86-57
at Wichita State* (2/23)	L	63-76
at Missouri State* (2/24)	W	76-52
Loyola (2/26)	W	85-59
Eastern Illinois* (3/3)	W	75-61
Indiana State* (3/5)	W	101-61
Illinois State* (3/7)	L	62-74

1984-85

Coach Cindy Scott

14-4 Gateway
21-7 (.750)

Bowling Green Bank Invite (3rd)

Bowling Green, Ky. (11/19-20)

#14 Tennessee (11/19)	L	54-56
Evansville (11/20)	W	59-44
Evansville (11/27)	W	83-58
Memphis State (12/1)	L	65-66
at West. Kentucky (12/5)	L	55-65
Murray State (12/11)	W	77-61

Dial Classic (1st)

San Diego, Calif. (12/14-15)

Oklahoma City (12/14)	W	82-72 (OT)
San Diego State (12/15)	W	77-73
Indiana State* (1/3)	W	68-67
Illinois State* (1/5)	L	61-62
Saint Louis (1/7)	W	67-31
at Bradley* (1/10)	W	67-51
at Western Illinois* (1/12)	W	78-64
UNI* (1/17)	W	53-51
Drake* (1/19)	L	73-75
Eastern Illinois* (1/26)	W	78-46
at Missouri State* (1/31)	W	64-58
at Wichita State* (2/2)	W	43-34
Creighton (2/4)	W	62-46
Western Illinois* (2/7)	W	81-49
Bradley* (2/9)	W	73-46
at Drake* (2/14)	L	69-75
at UNI* (2/16)	W	68-57
at Eastern Illinois* (2/23)	W	66-50
Wichita State* (2/28)	W	57-52
Missouri State* (3/1)	W	52-37
at Illinois State* (3/4)	L	63-65
at Indiana State* (3/6)	W	72-51

1985-86

Coach Cindy Scott

18-0 Gateway
25-4 (.862)

Final AP Ranking: #18

at Illinois (11/23)	L	74-78
at Memphis State (11/26)	W	71-56
#16 San Diego State (11/29)	W	76-55
at Kentucky (12/4)	L	62-66
#9 Western Kentucky (12/6)	L	60-92
Ball State (12/7)	W	82-62
at New Mexico (12/14)	W	67-45
at Murray State (12/18)	W	74-63
Wichita State* (1/4)	W	71-60
Missouri State* (1/6)	W	75-33
at Eastern Illinois* (1/11)	W	68-56
at Western Illinois* (1/16)	W	77-47
at Bradley* (1/18)	W	72-63
Indiana State* (1/22)	W	68-46
Illinois State* (1/25)	W	67-47

at Drake* (1/31)	W	70-68
at UNI* (2/1)	W	84-47
Eastern Illinois* (2/7)	W	69-62
at Saint Louis (2/10)	W	70-45
at Evansville (2/12)	W	71-46
Western Illinois* (2/14)	W	79-47
Bradley* (2/17)	W	66-48
at Illinois State* (2/21)	W	58-46
at Indiana State* (2/23)	W	66-52
UNI* (2/28)	W	69-40
Drake* (3/1)	W	49-47
at Wichita State* (3/3)	W	70-52
at Missouri State* (3/5)	W	86-64

NCAA Tournament

Midwest Regional (Northern 6 Seed)

at #9 Auburn (3/14) [18]	L	39-61
--------------------------	---	-------

SIU ranking in []

1986-87

Coach Cindy Scott

18-0 Gateway
28-3 (.903)

Final AP Ranking: #16

at Memphis State (11/29)	L	63-66
--------------------------	---	-------

Dial Classic (1st)

San Diego, Calif. (12/5-6)

Northern Arizona (12/5)	W	77-58
San Diego State (12/6)	W	59-57
Purdue 12/9)	W	56-49
Saint Louis 12/11)	W	71-53
at #11 West. Kentucky (12/13)	W	64-63
#15 Illinois (12/20)	W	60-49
at Wichita St* (12/28) [20]	W	70-54
at Mo. St* (12/30) [19]	W	77-64
Drake* (1/3) [19]	W	64-45
UNI* (1/5) [19]	W	98-68
at East. Illinois* (1/10) [17]	W	71-55
at Illinois St.* (1/15) [17]	W	66-49
at Indiana St.* (1/17) [17]	W	69-47
Bradley* (1/22) [16]	W	77-59
West. Illinois (1/24) [16]	W	73-51
at UNI* (1/29) [16]	W	87-64
at Drake* (1/31) [16]	W	72-45
Northern Illinois (2/2) [16]	W	87-60
at Tenn. Tech (2/4) [14]	L	65-73
Eastern Illinois* (2/7) [14]	W	70-55
Indiana State* (2/12) [17]	W	80-67
Illinois State* (2/14) [17]	W	69-61
at W. Illinois* (2/19) [17]	W	73-61
at Bradley* (2/21) [17]	W	68-65
Missouri State* (2/26) [15]	W	68-48
Wichita State* (2/28) [15]	W	80-49
Gateway Conf. Tourney (1st)		
Carbondale, Illinois		
Bradley* (3/4) [15]	W	63-56
Eastern Illinois* (3/6) [15]	W	53-51
NCAA Tournament		

Midwest Regional (Northern 5 Seed)
 Louisiana St. (3/15) [16] W 70-56
 #3 La. Tech (3/19) [16] L 53-66

SIU ranking in []

1987-88

Coach Cindy Scott
 12-6 Gateway
 16-11 (.593)

Amana Hawkeye Classic (3rd)
 Iowa City, Iowa (11/28-29)

Georgia (11/28) [16] L 53-58
 Missouri (11/29) [16] W 69-51
 Memphis State (12/5) [14] W 84-62
 at Illinois (12/9) [13] L 58-61
 Indiana (12/12) [13] L 48-50
 Tennessee Tech (12/14) W 78-65
 #11 Western Kentucky (12/19) W 76-58
 at Purdue (12/21) L 67-82
 at Eastern Illinois* (12/30) L 50-62
 at Bradley* (1/2) W 81-59
 at Western Illinois* (1/4) W 89-63
 Drake* (1/7) W 61-53
 UNI* (1/9) W 71-39
 at Wichita State* (1/15) W 57-48
 at Missouri State* (1/17) W 76-68
 Illinois State* (1/21) L 59-79
 Indiana State* (1/23) W 77-73
 Western Illinois* (1/28) W 80-46
 Bradley* (1/30) W 52-49
 at UNI* (2/4) W 60-58 (OT)
 at Drake* (2/6) L 52-57 (OT)
 Missouri State* (2/11) W 68-48
 Wichita State (2/13) W 76-40
 at Indiana State* (2/18) L 57-60
 at Illinois State* (2/20) L 77-78
 Eastern Illinois* (2/25) L 54-66
 at Northern Illinois (2/27) L 67-79

1988-89

Coach Cindy Scott
 15-3 Gateway
 19-10 (.655)

Murray State (11/25) L 64-68
 #16 Purdue (12/2) L 60-69
 at #11 West. Kentucky (12/4) L 59-80
 at Indiana (12/7) L 44-58
 Central Michigan (12/10) W 47-32
 Husky Classic (3rd)
 Seattle, Wash. (12/19-20)
 #8 Long Beach (12/19) L 53-61
 Memphis State (12/20) W 62-48
 at Illinois State* (1/2) L 53-76
 at Indiana State* (1/4) W 63-62
 Drake* (1/7) W 63-45
 UNI* (1/9) W 56-43
 at Bradley* (1/12) W 74-63

at Western Illinois* (1/14) W 47-37
 Missouri State* (1/19) W 63-53
 Wichita State* (1/21) W 67-42
 at #2 Tennessee (1/23) L 44-78
 Eastern Illinois* (1/28) L 57-70
 at UNI* (2/2) W 79-59
 at Drake* (2/4) L 64-68
 Western Illinois* (2/9) W 71-48
 Bradley* (2/11) W 70-41
 at Wichita State* (2/16) W 56-54
 at Missouri State* (2/18) W 53-50
 Northern Illinois (2/20) W 71-63(OT)
 Eastern Illinois* (2/25) W 67-61
 Indiana State* (3/1) W 73-52
 Illinois State* (3/3) W 53-51
 Gateway Conf. Tourney (2nd)
 Drake (3/6) W 80-65
 Illinois State (3/10) L 53-70

1989-90

Coach Cindy Scott
 14-4 Gateway
 21-10 (.677)

Hawaii Wahine Classic (6th)
 Honolulu, Hawaii (11/24-26)
 #15 Virginia (11/24) L 60-81
 Oregon State (11/25) W 63-54
 Washington State (11/26) L 47-51
 Evansville (12/2) W 70-48
 Creighton (12/4) L 84-85(OT)
 Western Kentucky (12/9) W 53-52
 at Murray State (12/12) W 77-68
 at Northern Illinois (12/18) L 68-91
 at #11 Purdue (12/20) L 42-61
 Indiana State* (1/2) L 37-38
 Illinois State* (1/4) L 60-68(OT)
 at Bradley* (1/6) W 73-67
 Western Illinois* (1/8) W 86-68
 UNI* (1/11) W 78-59
 Drake* (1/13) W 68-49
 at #18 Tennessee Tech (1/15) W 62-60
 at Eastern Illinois* (1/18) W 72-63
 at Missouri State* (1/25) L 54-69
 at Wichita State* (1/27) W 68-67(OT)
 Western Illinois (2/1) W 73-65
 Bradley* (2/5) W 61-56
 at Drake* (2/8) W 49-48
 at UNI* (2/10) W 75-61
 E. Illinois (2/17) L 60-72
 Wichita State* (2/22) W 63-61
 Missouri State* (2/24) W 70-59
 at Illinois State* (2/28) W 70-61
 at Indiana State* (3/2) W 77-68
 Gateway Conf. Tourney (1st)
 Carbondale, Illinois (3/9-10)
 Bradley (3/9) W 62-58
 Illinois State (3/10) W 71-54
 NCAA Tournament

Midwest Regional (Northern 11 Seed)
 at Ohio State (3/14) L 61-73

1990-91

Coach Cindy Scott
 13-5 Gateway
 19-10 (.655)

7-Up Desert Classic
 Las Vegas, Nev. (11/23-24)

San Francisco (11/23) W 71-46
 #17 UNLV (11/24) L 55-78
 Northern Illinois (11/28) L 71-77 (OT)
 Holy Cross (11/30) W 65-51
 at Evansville (12/5) W 70-64
 Murray State (12/11) W 74-60
 Tennessee Tech (12/17) W 72-62
 at Creighton (12/19) L 54-68
 Missouri State* (1/2) W 72-58
 Wichita State* (1/4) W 67-54
 Eastern Illinois* (1/7) W 70-54
 at Western Illinois* (1/10) W 78-51
 at Bradley* (1/12) W 56-55
 Indiana State* (1/17) W 72-60
 Illinois State* (1/19) W 58-51
 at Drake* (1/24) L 57-60
 at UNI* (1/26) W 74-48
 at Eastern Illinois* (2/1) W 72-51
 at #11 Western Kentucky (2/3) L 58-66
 Bradley* (2/7) W 78-57
 Western Illinois* (2/9) W 57-49
 at Illinois State* (2/14) L 58-74
 at Indiana State* (2/16) L 64-70
 UNI* (2/21) W 82-40
 Drake* (2/23) W 63-47
 at Wichita State* (2/28) L 60-64
 at Missouri State* (3/2) L 60-72
 Gateway Conf. Tourney (2nd)
 Springfield, Missouri (3/6-9)
 Illinois State (3/6) W 66-42
 at Missouri State (3/9) L 61-74

1991-92

Coach Cindy Scott
 15-3 Missouri Valley
 23-8 (.741)

Illinois (11/23) W 73-48
 at Tenn, Tech (11/27) W 73-68
 at Murray State (11/30) W 88-63
 at Wisconsin (12/7) W 70-69
 Evansville (12/14) L 80-85
 Stanford Classic (2nd)
 Palo Alto, Calif. (12/19-20)
 #8 N. Carolina State (12/19) W 81-64
 at #2 Stanford (12/20) L 63-82
 at Wichita State* (1/2) W 73-59
 at #24 Missouri St.* (1/4) L 63-90
 Drake* (1/9) W 74-47
 UNI* (1/11) W 67-59

at Northern Illinois (1/15) L 84-87
 at Eastern Illinois* (1/18) W 80-63
 at Illinois State* (1/23) W 75-55
 at Indiana State* (1/25) W 81-53
 Bradley* (1/30) W 85-57
 Western Illinois* (2/1) W 75-59
 at UNI* (2/6) L 59-60
 at Drake* (2/8) W 73-71(OT)
 Murray State (2/12) W 85-75
 Eastern Illinois* (2/15) W 82-58
 Indiana State* (2/20) W 73-59
 Illinois State* (2/22) W 59-49
 at Western Illinois* (2/27) W 85-84
 at Bradley* (2/29) W 69-55
 #10 Missouri State* (3/5) L 63-73
 Wichita State* (3/7) W 76-47

Gateway Conf. Tourney (2nd)

Springfield, Missouri (3/11,14)

Illinois State (3/11) W 78-64
 at #10 Missouri St. (3/14) L 69-86

NCAA Tournament

Midwest Regional (Northern 10 Seed)

at Colorado (3/18) W 84-80(OT)
 at #5 Ole Miss (3/21) L 56-72

1992-93

Coach Cindy Scott

12-4 Missouri Valley

19-10 (.655)

Northern Illinois (12/1) L 80-84
 Coors Classic (2nd)

Boulder, Colo. (12/4-5)

Idaho State (12/4) W 70-55
 at Colorado (12/5) L 52-64

Tennessee Tech (12/8) L 65-66(OT)
 at Murray State (12/11) W 94-75

at Illinois (12/13) W 74-70
 at Arizona State (12/19) L 43-72

Wisconsin (12/30) W 81-79
 at Missouri State* (1/8) L 58-65

at Wichita State* (1/10) W 74-61
 Bradley* (1/14) W 73-43

Illinois State* (1/16) W 73-64
 at #1 Vanderbilt (1/19) L 55-85

at Indiana State* (1/23) W 70-46
 at UNI* (1/28) W 86-62

at Creighton* (1/30) L 76-82
 at Drake* (2/1) L 56-61

Murray State (2/4) W 77-62
 Indiana State* (2/8) W 83-69

Drake* (2/11) W 82-57
 UNI* (2/13) W 92-68

Creighton* (2/15) W 76-73
 at Bradley* (2/19) W 77-54

at Illinois State* (2/21) W 77-65
 Missouri State* (2/25) L 57-68

Wichita State* (2/27) W 68-56

MVC Tournament (2nd)

Illinois State (3/4) W 68-57
 at Creighton (3/9) W 71-69(OT)

at Missouri State (3/13) L 53-54

1993-94

Coach Cindy Scott

9-7 Missouri Valley

15-12 (.556)

at Tenn. Tech (11/28) L 67-69
 Coca Cola Holiday Inn Classic (3rd)

Charlottesville, Va. (12/3-4)

Toledo (12/3) L 79-85 (OT)
 Marshall (12/4) W 78-62

Murray State (12/8) W 93-62
 Illinois (12/11) W 69-65

at Northern Illinois (12/17) L 56-94
 Arizona State (12/20) W 73-57

at Evansville (12/30) W 86-68
 UNI* (1/2) W 75-61

Bradley* (1/4) W 80-72
 Drake* (1/13) W 86-81

Creighton* (1/15) L 63-76
 at Murray State (1/19) W 90-64

at Indiana State* (1/23) W 72-67
 at Missouri State* (1/27) L 48-91

at Wichita State* (1/29) L 41-82
 #11 Vanderbilt (2/2) L 57-91

Illinois State* (2/7) W 82-77
 at Creighton* (2/11) L 69-79

at Drake* (2/13) L 49-81
 Indiana State* (2/17) W 74-64

at Illinois State* (2/19) W 76-61
 Wichita State* (2/24) W 69-65

Missouri State* (2/26) L 65-69
 at Bradley* (3/3) W 78-67

at UNI* (3/5) L 64-75

MVC Tournament

Carbondale, Illinois

Drake (3/9) L 67-80

1994-95

Coach Cindy Scott

13-5 Missouri Valley

19-9 (.679)

at #12 Vanderbilt (11/27) L 45-94
 at Illinois (11/30) L 70-87

Tennessee Tech (12/3) W 83-67
 Murray State (12/6) W 74-46

Northern Illinois (12/8) W 87-57

San Juan Shootout

San Juan, Puerto Rico (12/19-21)

Old Dominion (12/19) L 52-64
 Florida State (12/20) W 56-52

Detroit-Mercy (12/21) W 71-70
 Missouri State* (1/2) W 74-60

Wichita State* (1/4) L 72-73
 at Evansville* (1/9) W 83-57

at Illinois State* (1/12) W 77-72

at Indiana State* (1/14) L 78-84
 Bradley* (1/21) W 71-60

UNI* (1/23) W 63-53
 at Drake* (1/28) L 70-92

at Creighton* (1/30) L 60-73
 Evansville* (2/6) W 89-60

Illinois State* (2/11) W 92-68
 Indiana State* (2/13) W 82-59

at Bradley* (2/16) W 84-60
 at UNI* (2/18) W 78-64

Drake* (2/23) W 87-83
 Creighton* (2/25) W 81-71

at Wichita State* (3/2) W 66-63
 at Missouri State* (3/4) L 67-74 (OT)

MVC Tournament

Springfield, Missouri (3/9-11)

Indiana State (3/9) W 86-78
 Drake (3/10) L 68-82

1995-96

Coach Cindy Scott

15-3 Missouri Valley

18-10 (.643)

at Middle Tenn. (11/26) L 48-66(OT)
 at Murray State (11/28) W 51-48

at Tennessee Tech (12/4) L 54-66
 Illinois (12/9) L 57-65

#4 Vanderbilt (12/12) L 43-76
 at Florida Int. (12/18) W 83-82 (OT)

at Miami (FL) (12/20) L 61-70
 at Wichita State* (1/2) W 60-59

at Missouri State* (1/4) L 63-77
 Drake* (1/7) W 76-68

Creighton* (1/9) W 77-67
 Evansville* (1/13) W 66-59

Memphis (1/16) L 57-79
 at UNI* (1/20) W 83-59

at Bradley* (1/22) L 58-66
 Illinois State* (1/25) W 89-54

Indiana State* (1/28) W 82-75
 at Drake* (2/1) W 73-66

at Creighton* (2/4) W 78-68
 at Evansville* (2/10) W 72-52

Bradley* (2/15) W 66-50
 UNI* (2/17) W 84-54

at Illinois State* (2/22) L 61-68
 at Indiana State* (2/24) W 77-60

Wichita State* (2/29) W 74-60
 Missouri State* (3/2) W 62-51

MVC Tournament

Des Moines, Iowa (3/7-9)

Wichita State (3/7) W 83-65
 Illinois State (3/8) L 59-64

1996-97

Coach Cindy Scott
9-9 Missouri Valley
14-14 (.500)

Murray State (11/23)	W	95-63
at Illinois (11/26)	L	57-85
Tennessee Tech (12/1)	W	66-59

Copper Bowl Classic
Tucson, Ariz. (12/6-8)

vs. Harvard (12/6)	L	52-76
vs. San Jose State (12/8)	W	78-55
Middle Tennessee (12/15)	W	91-72
at Memphis (12/17)	L	70-80
at UNI* (12/29)	W	71-68
at Bradley* (12/31)	L	66-69 (OT)
Indiana State* (1/3)	W	72-52
Illinois State* (1/5)	W	60-49
Evansville* (1/11)	L	59-63
at Drake* (1/18)	L	48-89
at Creighton* (1/20)	W	89-79
Wichita State* (1/24)	W	89-62
Missouri State* (1/26)	L	63-70
at Indiana State* (1/30)	L	52-61
at Illinois State* (2/1)	L	47-63
at #16 Vanderbilt (2/4)	L	47-77
at Evansville* (2/8)	W	70-63
Drake* (2/13)	L	61-62
Creighton* (2/15)	L	66-73
at Wichita State* (2/20)	L	58-81
at Missouri State* (2/22)	W	80-65
UNI* (2/27)	W	84-75
Bradley* (3/1)	W	66-64

MVC Tournament

Springfield, Mo. (3/6-8)

Indiana State (3/6)	W	59-58
Drake (3/7)	L	48-77

1997-98

Coach Cindy Scott
7-11 Missouri Valley
10-18 (.357)

at Northwestern (11/14)	L	69-83
Memphis (11/18)	W	68-65

San Juan Shootout

San Juan, Puerto Rico (11/27-29)

Detroit Mercy (11/27)	L	62-73
#15 Duke (11/29)	L	54-76
at Puerto Rico (11/30)	W	77-40
at Murray State (12/3)	W	61-53
at Tenn. Tech (12/13)	L	64-67
#21 Colorado (12/21)	L	57-62
at #16 Mo. St.* (12/28)	L	80-89
at Wichita State* (12/30)	L	49-66
Indiana State* (1/4)	L	47-69
Illinois State* (1/6)	L	58-59
at Evansville* (1/12)	W	72-68
at Bradley* (1/15)	W	55-46
at UNI* (1/17)	L	54-68

Creighton* (1/22)	L	61-64
Drake* (1/24)	L	54-73
at Indiana State* (1/29)	W	68-49
at Illinois State* (1/31)	W	57-54
Evansville* (2/4)	W	73-52
#15 Vanderbilt (2/10)	L	53-65
Bradley* (2/13)	W	64-48
UNI* (2/15)	L	47-67
at Creighton* (2/19)	L	61-78
at Drake* (2/21)	L	47-73
Missouri State* (2/26)	L	60-65
Wichita State* (2/28)	W	62-54

MVC Tournament

Springfield, Mo. (3/5-7)

Drake (3/5)	L	70-84
-------------	---	-------

1998-99

Coach Julie Beck
5-13 Missouri Valley
6-21 (.222)

Tennessee Tech (11/15)	L	55-68
Murray State (11/20)	W	84-73
at Memphis (11/23)	L	67-84

Diet Coke Shootout

Santa Clara, Calif. (11/27-28)

at Santa Clara (11/27)	L	51-80
vs. Rice (11/28)	L	55-62
at Saint Louis (12/5)	L	52-78
Michigan State (12/12)	L	56-66
at Colorado (12/20)	L	51-79
at Indiana State* (1/2)	L	65-82
at Illinois State* (1/4)	W	69-68
UNI* (1/7)	L	47-75

Bradley* (1/9)	W	63-59
Wichita State* (1/11)	W	63-55
at Evansville* (1/16)	L	53-73
at Drake* (1/21)	L	58-79
at Creighton* (1/23)	L	58-73
Indiana State* (1/28)	L	44-48
Illinois State* (1/30)	W	61-51
at UNI* (2/4)	L	51-65
at Bradley* (2/6)	W	74-70
Evansville* (2/13)	L	53-57
Drake* (2/15)	L	44-54
Missouri State* (2/18)	L	56-76
Creighton* (2/20)	L	52-55
at Wichita State* (2/25)	L	49-79
at Missouri State* (2/27)	L	47-85

MVC Tournament

Springfield, Mo. (3/4-6)

Missouri State (3/4)	L	58-73
----------------------	---	-------

1999-00

Coach Julie Beck
5-13 Missouri Valley
8-20 (.286)

TNT Tournament

Lincoln, Neb. (11/19-21)

Wisconsin (11/19)	L	58-66
Georgia Southern (11/21)	W	63-58
at Michigan State (11/27)	L	59-74
Illinois-Chicago (11/29)	W	62-46
Saint Louis (12/1)	L	44-52
at DePaul (12/4)	L	52-60
Missouri (12/7)	L	61-66
at Tenn. Tech (12/10)	L	64-74
at Murray State (12/18)	W	73-56
at Indiana State* (12/29)	W	64-62
at Illinois State* (1/2)	L	47-59
Bradley* (1/6)	W	58-50

UNI* (1/8)	L	49-57
at Missouri State* (1/13)	L	41-69
at Wichita State* (1/15)	L	39-61
Drake* (1/20)	L	64-73 (OT)
Creighton* (1/22)	L	47-57
Evansville* (1/29)	L	58-60
at Bradley (2/5)	W	51-47
at UNI* (2/7)	L	57-71
Wichita State* (2/11)	L	44-65
Missouri State* (2/13)	L	52-78
at Drake* (2/17)	L	51-71
at Creighton* (2/19)	W	70-68
at Evansville* (2/26)	L	39-74
Illinois State* (3/2)	W	49-47
Indiana State* (3/4)	L	52-67

MVC Tournament

Springfield, Missouri (3/9-11)

Evansville (3/9)	L	56-76
------------------	---	-------

2000-01

Coach Lori Opp
4-14 Missouri Valley
7-20 (.259)

at Illinois-Chicago (11/18)	W	57-40
at La.-Lafayette (11/25)	L	74-79
Tennessee Tech (11/29)	L	74-81

SMU Hoops for Cure Classic

Dallas, Texas (12/1-2)

at SMU (12/1)	L	80-86
vs. Ark. Pine-Bluff (12/2)	W	75-51
DePaul (12/6)	L	57-74
at Missouri (12/9)	L	57-81
at Saint Louis (12/16)	L	56-83
Tennessee-Martin (12/19)	W	74-67
at Evansville* (12/30)	L	60-78
at Bradley* (1/5)	W	63-62
UNI* (1/8)	L	74-83
#15 Missouri State* (1/11)	L	70-81
Wichita State* (1/13)	L	83-89
at Creighton* (1/18)	L	72-82
at Drake* (1/20)	L	71-89
Indiana State* (1/25)	L	50-54
Illinois State* (1/27)	W	70-55
Bradley* (1/31)	L	66-73
at UNI* (2/4)	L	55-79
at #15 Missouri St.* (2/9)	L	70-89

at Wichita State* (2/11)	L	64-80
Drake* (2/15)	L	66-68
Creighton* (2/17)	L	47-80
at Indiana State* (2/22)	L	71-84
at Illinois State* (2/25)	W	58-47
Evansville* (3/3)	W	82-77

2001-02

Coach Lori Opp
2-16 Missouri Valley
6-21 (.222)

at Nebraska (11/16)	L	47-88
Saint Louis (11/19)	W	57-53
at SE Missouri (11/24)	L	70-81
at UT-Martin (11/29)	W	82-67
at Tennessee Tech (12/2)	L	75-82
Eastern Illinois (12/5)	W	76-65
Tennessee State (12/8)	W	71-63

Navy Classic

Annapolis, Md. (12/19-20)

vs. Winthrop (12/19)	L	65-72
vs. UMES (12/20)	L	59-62
Creighton* (12/30)	L	63-71
Drake* (1/1)	L	62-95
Evansville* (1/5)	L	49-87
at Missouri State* (1/12)	L	48-86
at Wichita State* (1/14)	L	53-85
Indiana State* (1/17)	L	65-71
Illinois State* (1/20)	L	67-69
at UNI* (1/24)	L	42-79
at Bradley* (1/26)	L	45-63
at Evansville* (1/30)	L	63-80
Wichita State* (2/8)	L	70-85
Missouri State* (2/10)	L	57-69
at Indiana State* (2/15)	L	49-71
at Illinois State* (2/17)	W	64-51
UNI* (2/21)	W	63-55
Bradley* (2/23)	L	48-70
at Drake* (2/28)	L	49-84
at Creighton* (3/2)	L	54-88

2002-03

Coach Lori Opp
3-15 Missouri Valley
7-20 (.259)

DePaul (11/23)	L	60-69
at Kentucky (11/25)	L	53-79
Tennessee Tech (11/30)	W	70-66
at Tennessee State (12/4)	W	72-62
at Eastern Illinois (12/7)	W	82-67
at Northwestern (12/14)	L	62-75

Long Beach Classic

Long Beach, Calif. (12/20-21)

vs. Mercer (12/20)	W	62-59
vs. Belmont (12/21)	L	57-67
Missouri State* (1/3)	L	56-69
Wichita State* (1/5)	L	65-90
at Evansville* (1/11)	L	85-95
at Creighton* (1/16)	L	54-69

at Drake* (1/18)	L	46-76
Illinois State* (1/23)	L	56-65
Indiana State* (1/25)	L	61-80
Middle Tennessee (1/28)	L	63-87
at Bradley* (1/31)	L	45-66
at UNI* (2/2)	L	53-83
Evansville* (2/10)	W	84-80
Drake* (2/14)	L	59-73
Creighton* (2/16)	W	70-63
at Indiana State* (2/20)	L	53-92
at Illinois State* (2/22)	W	74-69
Bradley* (2/27)	L	68-83
UNI* (3/1)	L	69-74
at Missouri State* (3/6)	L	56-86
at Wichita State* (3/9)	L	70-82

2003-04

Coach Lori Opp
2-16 Missouri Valley
3-24 (.111)

at SE Missouri (11/21)	L	64-73
at Middle Tenn. (11/24)	L	62-76
Long Island Classic		
Brooklyn, N.Y. (11/28-29)		
at Long Island (11/28)	L	48-64
vs. UAB (11/29)	L	72-85
at Tennessee Tech (12/3)	L	71-88
at DePaul (12/14)	L	57-102
Southern Miss (12/16)	L	55-59
Northwestern (12/20)	L	41-56
at Saint Louis (12/29)	W	68-65
Drake* (1/3)	L	42-69
Creighton* (1/5)	L	47-59
Evansville* (1/10)	W	65-62
at Indiana State* (1/16)	L	58-91
at Illinois State* (1/18)	L	56-86
Wichita State* (1/22)	L	67-75
Missouri State* (1/24)	L	53-84
at UNI* (1/29)	L	55-90
at Bradley* (1/31)	W	78-75
at Evansville* (2/7)	L	57-63
Indiana State* (2/12)	L	84-98
Illinois State* (2/14)	L	63-85
at Wichita State* (2/19)	L	57-70
at Missouri State* (2/21)	L	35-89
Bradley* (2/25)	L	51-86
UNI* (2/29)	L	68-70
at Drake* (3/4)	L	53-65
at Creighton* (3/6)	L	60-77

2004-05

Coach Dana Eikenberg
1-17 Missouri Valley
3-24 (.111)

KCRG-TV 9 Hawkeye Challenge

Iowa City, Iowa (11/19-20)

at Iowa (11/19)	L	50-66
vs. Northern Illinois (11/20)	L	43-61
at Wisconsin (11/22)	L	53-82

Tennessee Tech (11/28)	L	55-73
SE Missouri State (12/1)	L	56-77
Saint Louis (12/7)	W	69-53
at Southern Miss (12/11)	L	48-55
at Bethune-Cookman (12/18)	W	69-64
at Stetson (12/21)	L	55-63
Creighton* (12/31)	L	63-85
Drake* (1/2)	L	49-70
at Wichita State* (1/6)	L	52-67
at Missouri State* (1/8)	L	48-78
UNI* (1/14)	L	40-64
Bradley* (1/16)	L	42-68
Evansville* (1/22)	L	53-54
at Indiana State* (1/27)	L	66-78
at Illinois State* (1/29)	L	44-81
Wichita State* (2/3)	W	70-43
Missouri State* (2/5)	L	63-89
at UNI* (2/10)	L	43-72
at Bradley* (2/13)	L	60-70
at Evansville* (2/19)	L	55-67
Indiana State* (2/25)	L	51-94
Illinois State* (2/27)	L	59-66
at Creighton* (3/3)	L	58-78
at Drake* (3/5)	L	53-75

2005-06

Coach Dana Eikenberg
6-12 Missouri Valley
10-18 (.360)

Weber State (11/19)	W	55-48
at Murray State (11/22)	W	94-77
South Alabama (11/25)	W	82-61
at SEMO (11/29)	L	63-74
Indiana (12/2)	L	59-64
at Tennessee Tech (12/5)	L	60-70
South Dakota St. (12/10)	W	75-59
at Missouri (12/18)	L	69-96
Saint Louis (12/22)	L	61-63
at Illinois State* (12/30)	W	87-65
at Indiana State* (1/1)	L	61-74
UNI* (1/5)	L	48-59
Bradley* (1/7)	W	66-64
at Missouri State* (1/12)	L	52-69
at Wichita State* (1/14)	L	57-66
Creighton* (1/19)	W	85-63
Drake* (1/21)	W	74-66
at Evansville* (1/28)	L	53-73
at Bradley* (2/2)	L	43-52
at UNI* (2/4)	L	40-49
Missouri State* (2/10)	L	55-62
Wichita State* (2/12)	L	77-84(OT)
at Creighton* (2/17)	W	45-44
at Drake* (2/19)	L	55-81
Evansville* (2/26)	L	63-66(OT)
Indiana State* (3/2)	L	70-82
Illinois State* (3/4)	W	59-58(OT)
Missouri Valley Conference Tournament		
Springfield, Missouri (3/8-11)		
vs. Creighton (3/9)	L	51-54

2006-07

Coach Dana Eikenberg
16-2 Missouri Valley
21-11 (.658)

Missouri (11/12)	L	60-71
Murray State (11/17)	W	77-68
Saint Louis (11/21)	L	73-80

Odwalla Tournament

San Francisco, Calif. (11/24-25)

at San Francisco (11/24)	L	60-67
vs. #20 Kentucky (11/25)	L	59-78
Austin Peay (11/29)	W	54-41
at Weber State (12/2)	W	69-65
at South Alabama (12/5)	L	59-60
at South Dakota St (12/9)	L	59-72
at Indiana (12/16)	L	66-73
Tennessee Tech (12/19)	W	69-62
at Wichita State* (12/28)	W	74-64
at Missouri State* (12/30)	W	63-38
Illinois State (1/4)	L	72-84
Indiana State* (1/6)	W	86-69
at Bradley* (1/11)	W	64-40
at UNI* (1/13)	W	79-74
Creighton* (1/18)	W	63-43
Drake* (1/20)	W	59-57
at Evansville* (1/27)	W	69-55
at Indiana State* (2/2)	L	69-74
at Illinois State* (2/4)	W	79-66
Bradley* (2/9)	W	55-50
UNI* (2/11)	W	49-46
at Drake* (2/16)	W	49-45
at Creighton* (2/18)	W	67-56
Evansville* (2/23)	W	63-60
Missouri State* (3/1)	W	60-47
Wichita State* (3/3)	W	72-39

State Farm MVC Tournament

Des Moines, Iowa (3/8-11)

at Drake University (3/9)	L	47-59
---------------------------	---	-------

Women's NIT
(3/15-4/1)

Stephen F. Austin (3/15)	W	58-50
at Kansas State (3/17)	L	72-46

2007-08

Coach Dana Eikenberg
5-13 Missouri Valley
10-20 (.333)

#25 DePaul (11/10)	L	63-78
Christian Brothers (11/12)	W	71-55
at Illinois (11/18)	L	53-63

George Washington

Thanksgiving Tournament

Washington, D.C. (11/23-24)

vs. West. Kentucky (11/23)	L	71-88
vs. S. Dakota St. (11/24)	L	53-62
at Austin Peay (11/28)	L	72-75
Central Arkansas (12/8)	W	88-67
Chicago State (12/17)	W	70-49

at Tenn. Tech (12/21)	W	87-69
UW-Green Bay (12/29)	L	65-82
Indiana State* (1/3)	W	95-76
Illinois State* (1/5)	L	78-82
at Wichita State* (1/10)	W	66-61
at Missouri State* (1/12)	L	67-77
Drake* (1/18)	L	52-55
Creighton* (1/20)	W	75-74(OT)
at Evansville* (1/26)	L	67-77
at UNI* (1/31)	L	52-64
at Bradley* (2/2)	L	59-76
Missouri State* (2/8)	L	58-78
Wichita State* (2/10)	W	66-54
at Creighton* (2/14)	L	59-62
at Drake* (2/16)	L	57-72
Evansville* (2/22)	L	61-71
Bradley* (2/28)	L	72-77
UNI* (3/1)	L	69-74
at Illinois State* (3/6)	W	72-69
at Indiana State* (3/8)	L	68-77

State Farm MVC Tournament

St. Charles, Mo. (3/13-16)

vs. Bradley (3/13)	W	65-54
vs. Illinois State (3/14)	L	65-77

2008-09

Coach Dana Eikenberg
5-13 Missouri Valley
9-19 (.321)

Saint Louis (11/14)	W	85-77
Arkansas State (11/19)	W	79-76

Junkanoo Jam

Grand Bahama Island (11/28-29)

vs. Florida (11/28)	L	56-67
vs. Hofstra (11/29)	L	67-71
at DePaul (12/5)	L	42-85
at Chicago St. (12/14)	L	68-71 (OT)
at C.Arkansas (12/16)	W	69-68
Tennessee Tech (12/21)	W	74-67
Northern Illinois (12/28)	L	55-67
at Evansville* (1/2)	L	65-70
at Bradley* (1/9)	L	49-73
at Northern Iowa* (1/11)	L	41-45
Creighton* (1/15)	L	43-55
Drake* (1/17)	L	69-79(OT)
at Indiana State* (1/22)	L	37-63
at Illinois State* (1/24)	L	51-75
Wichita State* (1/29)	W	76-66(OT)
Missouri State* (1/31)	W	69-58
Bradley* (2/5)	L	48-60
Northern Iowa* (2/7)	W	58-40
at Drake* (2/12)	L	46-57
at Creighton* (2/14)	L	53-66
Illinois State* (2/19)	L	68-72
Indiana State* (2/21)	W	74-71
at Wichita State* (2/27)	L	64-73
at Missouri State* (3/1)	L	57-69
Evansville* (3/7)	W	69-65

State Farm MVC Tournament

St. Charles, Mo. (3/12-14)		
vs. Evansville (3/12)	L	53-58

2009-10

Coach Missy Tiber
4-14 Missouri Valley
5-24 (.172)

at Saint Louis (11/13)	L	45-71
#22 Vanderbilt (11/18)	L	64-90
at Northern Illinois (11/22)	L	65-74
Western Michigan (11/25)	L	77-82

Colliers International Classic

Berkeley, Calif. (12/5-12/6)

vs. Texas A&M (12/5)	L	58-72
vs. Colorado State (12/6)	L	53-62
at Tenn. Tech (12/12)	L	56-59
Murray State (12/19)	W	76-71(OT)
at Arkansas State (12/22)	L	54-68
at UW-Green Bay (12/28)	L	64-75
Evansville* (1/2)	W	79-68
at Northern Iowa* (1/7)	L	43-64
at Bradley* (1/9)	L	61-72
Drake* (1/14)	W	80-60
Creighton* (1/16)	L	62-84
at Illinois State* (1/21)	L	78-88
at Indiana State* (1/23)	L	51-63
Missouri State* (1/28)	L	68-69
Wichita State* (1/30)	W	63-56
Northern Iowa* (2/5)	L	62-71
Bradley* (2/7)	L	45-60
at Creighton* (2/11)	L	41-63
at Drake* (2/13)	L	56-74
Indiana State* (2/18)	L	62-70
Illinois State* (2/20)	L	63-80
at Missouri State* (2/26)	L	72-83
at Wichita State* (2/28)	L	57-59
at Evansville* (3/4)	W	65-63

State Farm MVC Tournament

St. Charles, Mo. (3/11-14)

vs. Indiana State (3/11)	L	57-73
--------------------------	---	-------

2010-11

Coach Missy Tiber
0-18 Missouri Valley
2-28 (.067)

UT Martin (11/12)	L	50-62
Tennessee State (11/16)	L	43-57
Northern Illinois (11/19)	L	45-46
at West. Michigan (11/24)	L	52-56
Austin Peay (11/28)	W	76-64
Saint Louis (12/2)	L	39-66
at Vanderbilt (12/7)	L	68-81
at IUPUI (12/10)	L	48-65
Wright State (12/14)	L	53-75
at Murray State (12/18)	W	62-61
at Purdue (12/20)	L	36-75
at Missouri State* (12/31)	L	50-82
at Wichita State* (1/2)	L	53-76
Drake* (1/6)	L	57-70

Creighton* (1/8)	L	51-68
at Evansville* (1/15)	L	45-79
at Bradley* (1/21)	L	44-80
at Northern Iowa* (1/23)	L	39-79
Illinois State* (1/27)	L	44-82
Indiana State* (1/29)	L	42-48
at Creighton* (2/3)	L	43-62
at Drake* (2/5)	L	50-67
Evansville* (2/12)	L	45-59
Northern Iowa* (2/17)	L	41-68
Bradley* (2/19)	L	60-76
at Indiana State* (2/25)	L	57-93
at Illinois State* (2/27)	L	62-87
Wichita State* (3/3)	L	46-69
Missouri State* (3/5)	L	58-70
State Farm MVC Tournament		
St. Charles, Mo. (3/10-13)		
vs. Indiana State (3/10)	L	68-83

2011-12

Coach Missy Tiber
4-14 Missouri Valley
8-22 (.267)

at Austin Peay (11/11)	L	70-76
Loyola-Chicago (11/17)	L	44-66
Chicago State (11/20)	W	76-54
at Tenn. State (11/22)	W	89-68
at Northern Illinois (11/29)	L	50-53
SIU Edwardsville (12/3)	L	60-70 (OT)
IUPUI (12/8)	W	77-63
at Wright State (12/10)	L	59-61
at UT Martin (12/18)	L	70-91
at #21 DePaul (12/22)	L	67-93
at Illinois State (12/30)	L	51-75
at Indiana State (1/1)	L	66-72
Bradley (1/5)	L	59-72
Northern Iowa (1/7)	L	66-70
at Drake (1/12)	L	59-73
at Creighton (1/14)	L	59-66
Missouri State (1/19)	W	78-72
Wichita State (1/21)	L	68-78
Murray State (1/26)	W	74-57
at Evansville (1/29)	W	74-60
at Northern Iowa (2/2)	L	51-73
at Bradley (2/4)	L	50-66
Drake (2/9)	W	63-59
Creighton (2/11)	L	64-80
at Wichita State (2/17)	L	46-74
at Missouri State (2/19)	L	61-81
Evansville (2/26)	W	72-46
Indiana State (3/1)	L	46-69
Illinois State (3/3)	L	50-72
State Farm MVC Tournament		
St. Charles, Mo. (3/8-11)		
vs. Bradley (3/8)	L	67-85

2012-13

Coach Missy Tiber (First 16 Games)
Interim Coach Adrienne Harlow (Last 15 Games)
1-17 Missouri Valley
5-26 (.161)

Central Arkansas (11/13)	L	46-59
at Loyola (11/17)	L	73-82
UM Thanksgiving Tournament		
Coral Gables, Fla. (11/23-24)		
Radford (11/23)	L	62-85
Florida Atlantic (11/24)	L	81-85
IPFW (11/29)	L	65-78
at Murray State (12/1)	L	55-67
SEMO (12/5)	W	58-57
Marshall (12/8)	L	66-70
at Missouri (12/16)	L	47-110
at SIUE (12/21)	W	68-63
at Chicago State (12/29)	W	69-66
Creighton* (1/3)	L	60-81
Drake* (1/5)	W	77-70
at Evansville* (1/13)	L	65-71
at Indiana State* (1/17)	L	57-72
at Illinois State* (1/19)	L	41-89
Wichita State* (1/25)	L	59-72
Missouri State* (1/27)	L	72-79
at Northern Iowa* (1/31)	L	59-76
at Bradley* (2/2)	L	48-90
Evansville* (2/9)	L	41-52
Illinois State* (2/14)	L	68-71
Indiana State* (2/16)	L	64-77
at Missouri State* (2/21)	L	74-81
at Wichita State* (2/23)	L	55-80
Bradley* (3/1)	L	61-77
Northern Iowa* (3/3)	L	60-74
at Drake* (3/7)	L	65-80
at Creighton* (3/9)	L	42-61
State Farm MVC Tournament		
St. Charles, Mo. (3/14-17)		
Evansville (3/14)	W	83-75 (OT)
Creighton (3/15)	L	43-60

2013-14

Coach Cindy Stein
3-15 Missouri Valley
5-25 (.167)

Wright State (11/8)	L	64-67
Austin Peay (11/12)	L	69-71
at IPFW (11/18)	L	62-79
at Illinois (11/21)	L	43-78
at Marshall (11/27)	L	59-82
at Central Arkansas (12/2)	W	39-37
at SEMO (12/4)	L	50-72
Eastern Illinois (12/16)	W	66-60
Chicago State (12/20)	L	51-55
UT-Martin (12/23)	L	55-85
Morehead State (12/30)	L	50-59
Bradley* (1/2)	W	100-96(2OT)
Loyola* (1/4)	L	48-60

at Drake* (1/10)	L	72-74
at Northern Iowa* (1/12)	L	53-87
Illinois State* (1/17)	L	59-76
Indiana State* (1/19)	L	44-63
Evansville* (1/26)	W	66-57
at Wichita State* (1/31)	L	51-74
at Missouri State* (2/2)	L	58-76
Northern Iowa* (2/6)	L	48-78
Drake* (2/8)	L	55-80
at Indiana State* (2/14)	L	35-72
at Illinois State* (2/16)	L	63-68(OT)
at Evansville* (2/23)	L	31-67
Missouri State* (2/27)	L	76-93
Wichita State* (3/1)	W	64-59
at Loyola* (3/6)	L	56-67
at Bradley* (3/8)	L	68-86
State Farm MVC Tournament		
St. Charles, Mo. (3/13-16)		
Missouri State (3/13)	L	39-61

2014-15

Coach Cindy Stein
10-8 Missouri Valley
17-13 (.567)

at UT-Martin (11/14)	W	87-78
at Wright State (11/22)	L	50-70
Memphis (11/26)	W	82-75
SEMO (11/28)	W	78-62
Mercer (11/30)	W	67-52
Illinois (12/6)	L	42-86
at Austin Peay (12/13)	W	75-65
Murray State (12/16)	W	78-63
New Orleans Shootout (12/19-20)		
#16 Oregon State (12/19)	L	55-71
Toledo (12/20)	L	48-64
at Morehead State (12/30)	W	75-66
at Illinois State* (1/4)	W	65-56
at Northern Iowa* (1/9)	L	70-79
at Drake* (1/11)	L	66-81
Indiana State* (1/16)	W	65-53
Evansville* (1/18)	L	58-63
at Missouri State* (1/23)	L	57-61
at Wichita State* (1/25)	L	61-80
Loyola* (1/30)	W	64-58
Bradley* (2/1)	W	76-59
Drake* (2/6)	W	81-76
Northern Iowa* (2/8)	W	79-75
at Evansville* (2/13)	W	62-53
at Indiana State* (2/15)	W	76-58
Missouri State* (2/20)	L	57-73
Wichita State* (2/22)	L	61-69
at Bradley* (2/27)	W	72-66
at Loyola* (3/1)	W	74-70(OT)
Illinois State* (3/7)	L	69-54
State Farm MVC Tournament		
St. Charles, Mo. (3/13-16)		
Northern Iowa (3/13)	L	50-59

*** DENOTES MVC GAMES**

2015-16

Coach Cindy Stein
12-6 Missouri Valley
20-13 (.606)

Preseason WNIT (12/13-21)

at DePaul (11/13)	L	61-105
Siena (11/20)	W	73-54
Tenn. State (11/21)	W	79-70 (OT)
UT-Martin (11/25)	L	63-70
at Memphis (11/29)	L	58-61
at Murray State (12/2)	W	70-57
SIUE (12/4)	W	71-57
at Illinois (12/8)	L	64-78
Morehead State (12/12)	W	102-69
at Mercer (12/19)	W	55-52
at SEMO (12/22)	W	87-72
Marshall (12/28)	L	55-61
at Drake* (1/1)	W	77-67
at Northern Iowa* (1/3)	W	65-60
Bradley* (1/8)	W	75-49
Loyola* (1/10)	L	68-69
Evansville* (1/16)	W	74-56
at Wichita State* (1/22)	L	48-57
at Missouri State* (1/24)	L	77-82
Indiana State* (1/29)	W	76-64
Illinois State* (1/31)	W	76-71
at Loyola* (2/5)	L	59-83
at Bradley* (2/7)	W	65-51
at Evansville* (2/14)	W	66-63
Missouri State* (2/19)	W	69-61
Wichita State* (2/21)	W	80-66
at Illinois State* (2/25)	W	68-55
at Indiana State* (2/28)	W	62-58
Northern Iowa* (3/3)	L	64-73
Drake* (3/5)	L	64-71

MVC Tournament
Moline, Ill. (3/10-13)

Loyola (3/11)	W	73-64
Northern Iowa (3/12)	L	43-67

WBI Tournament

Western Illinois (3/17)	L	97-99 (OT)
-------------------------	---	------------

*** denotes MVC games**

2016-17

Coach Cindy Stein
10-8 Missouri Valley
16-15 (.516)

at #16 Oklahoma (11/13)	L	48-80
Murray State (11/17)	W	70-63
at Purdue (11/20)	W	64-61
at SIUE (11/23)	L	59-60
Brescia (Ky.) (11/26)	W	104-35
at UT-Martin (11/29)	L	68-76
UAB (12/3)	L	49-64
SEMO (12/9)	W	77-70

Memphis (12/11)	W	69-61
at UMKC (12/19)	W	77-69
South Dakota (12/20)	L	57-68
Loyola* (12/30)	W	73-57
Indiana State* (1/1)	L	53-68
at Northern Iowa* (1/6)	L	49-79
at Drake* (1/8)	L	59-75
Wichita State* (1/13)	W	77-54
Missouri State* (1/15)	L	60-78
at Evansville* (1/22)	L	60-63
at Bradley* (1/27)	W	66-57
at Illinois State* (1/29)	W	63-56
Drake* (2/3)	L	60-71
Northern Iowa* (2/5)	W	64-59
at Missouri State* (2/10)	L	59-73
at Wichita State* (2/12)	W	61-58
Evansville* (2/17)	L	61-74
Illinois State* (2/24)	W	57-48
Bradley* (2/26)	W	69-63
at Indiana State* (3/2)	W	70-55
at Loyola* (3/4)	W	71-46
MVC Tournament		
Moline, Ill. (3/10-13)		
Wichita State (3/10)	L	60-73

WBI Tournament

UW Milwaukee (3/15)	L	53-81
---------------------	---	-------

*** denotes MVC games**

2017-18

Coach Cindy Stein
11-7 Missouri Valley
17-14 (.548)

UT-Martin (11/10)	W	84-72
at UAB (11/13)	L	66-76
at Memphis (11/19)	W	68-56
at SEMO (11/22)	W	79-74 (OT)
SIUE (11/27)	L	53-57
at Morehead St. (11/30)	L	81-85
at Marshall (12/2)	W	64-59
Martin Methodist (12/7)	W	60-50
W. Kentucky (12/10)	L	49-75
Albany (12/19)	L	57-68
Miami (FL.) (12/20)	L	65-75
at Evansville (12/29)	W	74-62
at Indiana State (12/31)	W	64-45
UNI (1/5)	W	60-53 (OT)
Drake (1/7)	L	64-75
at Bradley (1/12)	W	63-62
at Illinois State (1/14)	L	46-49
Loyola (1/19)	W	62-46
Valparaiso (1/21)	W	74-63
Missouri State (1/26)	W	71-69 (OT)
at Drake (2/2)	L	73-84
at Northern Iowa (2/4)	L	63-71
Illinois State (2/9)	L	36-39
Bradley (2/11)	W	62-53
at Valparaiso (2/16)	W	88-86 (2OT)

at Loyola (2/18)	L	53-62
at Missouri State (2/23)	L	61-79
Indiana State (3/1)	W	54-43
Evansville (3/3)	W	66-41
MVC Tournament		
Moline, Ill. (3/9-10)		
Indiana State (3/9)	W	69-67
Drake (3/10)	L	59-68

2018-19

Coach Cindy Stein
8-10 Missouri Valley
15-15 (.500)

at UT Martin (11/9)	L	94-95
SEMO (11/14)	W	60-40
Marshall (11/17)	W	58-49
at WKU (11/20)	L	76-83
Hartford (11/23)	W	72-50
#19 Arizona St. (11/24)	L	38-72
at Saint Louis (11/29)	L	58-62
Compass Challenge (12/7-8)		
Northern Illinois (12/7)	W	82-73
Eastern Illinois (12/8)	W	73-59
at Murray State (12/18)	W	65-59
IUPUI (12/21)	W	78-73 (OT)
Evansville* (1/4)	W	67-47
Indiana State* (1/6)	L	58-61
at Missouri State* (1/13)	L	51-66
at Illinois State* (1/18)	L	52-60
at Bradley* (1/20)	L	53-58
Valparaiso* (1/25)	W	87-65
Loyola* (1/27)	W	74-63
at UNI* (2/1)	L	53-65
at Drake* (2/3)	L	66-94
Missouri St.* (2/8)	L	58-70
Bradley* (2/15)	W	62-55
Illinois State* (2/17)	L	66-68
at Loyola* (2/22)	W	64-41
at Valparaiso* (2/24)	W	58-47
#23 Drake* (3/1)	L	64-71
Northern Iowa* (3/3)	L	67-76
at Indiana State* (3/7)	W	80-61
at Evansville* (3/9)	W	80-60
MVC Tournament		
Moline, Ill. (3/14-16)		
Northern Iowa (3/15)	L	63-66

ALL-TIME RECORD (60 YRS.)
731-698 (.511)
MISSOURI VALLEY RECORD
(26 YRS.)
203-320 (.388)
GATEWAY RECORD (8 YRS.)
119-25 (.826)

AAU CAPE			3-4-87	Carbondale, Ill.*	W, 63-56	CENTRAL FLORIDA			3-6-04	Omaha, Neb.	L, 60-77
Date	Location	Result	1-2-88	Peoria, Ill.	W, 81-59	Date	Location	Result	12-31-04	Carbondale, Ill.	L, 63-85
2-24-75	--	W, 46-38	1-30-88	Carbondale, Ill.	W, 52-49	1-8-83	Orlando, Fla.%	W, 94-63	3-3-05	Omaha, Neb.	L, 58-78
ALABAMA-BIRMINGHAM			1-12-89	Peoria, Ill.	W, 74-63	% = Central Florida Classic			1-19-06	Carbondale, Ill.	W, 85-63
Date	Location	Result	2-11-89	Carbondale, Ill.	W, 70-41	CENTRAL MICHIGAN			2-17-06	Omaha, Neb.	W, 45-44
11-29-03	Brooklyn, NY%	L, 72-85	1-6-90	Peoria, Ill.	W, 73-67	Date	Location	Result	3-9-06	Springfield, Ill.^\	L, 51-54
12-3-16	Carbondale, Ill.	L, 49-64	2-5-90	Carbondale, Ill.	W, 61-56	2-8-75	--	L, 34-44	1-18-07	Carbondale, Ill.	W, 63-43
11-13-17	Birmingham, Ala.	L, 66-76	3-9-90	Carbondale, Ill.*	W, 62-58	1-31-76	Mt. Pleasant, Mich.	W, 70-56	2-18-07	Omaha, Neb.	W, 67-56
% = Long Island Classic			1-12-91	Peoria, Ill.	W, 56-55	2-25-77	Mt. Pleasant, Mich.	L, 60-93	1-20-08	Carbondale, Ill.	W, 75-74(OT)
ALBANY			2-7-91	Carbondale, Ill.	W, 78-57	12-10-88	Carbondale, Ill.	W, 47-32	2-14-08	Omaha, Neb.	L, 59-62
Date	Location	Result	1-30-92	Carbondale, Ill.	W, 85-57	CENTRAL MISSOURI			1-15-09	Carbondale, Ill.	L, 43-55
12-19-17	San Juan, P.R.	L, 57-68	2-29-92	Peoria, Ill.	W, 69-55	Date	Location	Result	2-14-09	Omaha, Neb.	L, 53-66
ALTON			1-14-93	Carbondale, Ill.	W, 73-43	1-14-77	Warrensburg, Mo.	L, 42-56	1-16-10	Carbondale, Ill.	L, 62-84
Date	Location	Result	2-19-93	Peoria, Ill.	W, 77-54	12-2-77	--	L, 50-58	2-11-10	Omaha, Neb.	L, 41-63
1962-63	Carbondale, Ill.	W, 53-25	1-4-94	Carbondale, Ill.	W, 80-72	12-7-78	--	W, 80-60	1-8-11	Carbondale, Ill.	L, 51-68
ARIZONA STATE			3-3-94	Peoria, Ill.	W, 78-67	12-8-79	Warrensburg, Mo.	L, 68-103	2-3-11	Omaha, Neb.	L, 43-62
Date	Location	Result	1-21-95	Carbondale, Ill.	W, 71-60	2-6-81	Normal, Ill.\$	W, 67-65	1-14-12	Omaha, Neb.	L, 59-66
12-19-92	Phoenix, Ariz.	L, 43-72	2-16-95	Peoria, Ill.	W, 84-60	\$ = Illinois State Invitational			2-11-12	Carbondale, Ill.	L, 64-80
11-20-93	Carbondale, Ill.	W, 73-57	1-22-96	Peoria, Ill.	L, 58-66	CHICAGO STATE			1-3-13	Carbondale, Ill.	L, 60-81
11-24-18	Las Vegas, Nev.*	L, 38-72	2-15-96	Carbondale, Ill.	W, 66-50	Date	Location	Result	3-9-13	Omaha, Neb.	L, 42-61
* = Las Vegas Shootout			12-31-96	Peoria, Ill.	L, 66-69(OT)	2-21-76	--	W, 79-50	3-15-13	St. Charles, Mo.^\	L, 43-60
ARKANSAS			3-1-97	Carbondale, Ill.	W, 66-64	3-4-76	Macomb, Ill.&	W, 80-39	DARTMOUTH		
Date	Location	Result	1-15-98	Peoria, Ill.	W, 55-46	12-17-07	Carbondale, Ill.	W, 70-49	Date	Location	Result
1-9-81	Wichita, Kan.+	W, 68-61	2-13-98	Carbondale, Ill.	W, 64-48	12-14-08	Chicago, Ill.	L, 68-71(OT)	12-27-79	New York, NY@	L, 64-67
+ = Pizza Hut Classic			1-9-99	Carbondale, Ill.	W, 63-59	11-20-11	Carbondale, Ill.	W, 76-54	@ = Holiday Tournament		
ARKANSAS PINE BLUFF			2-6-99	Peoria, Ill.	W, 74-70	12-29-12	Chicago, Ill.	W, 69-66	DEPAUL		
Date	Location	Result	1-6-00	Carbondale, Ill.	W, 58-50	12-20-13	Carbondale, Ill.	L, 51-55	Date	Location	Result
12-2-00	Dallas, Texas%	W, 75-51	2-5-00	Peoria, Ill.	W, 51-47	& = IAAIW State Tournament			2-26-79	Carbondale, Ill. &	W, 64-61(OT)
% = Saluki			1-5-01	Peoria, Ill.	W, 63-62	CHRISTIAN BROTHERS			12-19-79	Carbondale, Ill.	W, 64-58
ARKANSAS STATE			1-31-01	Carbondale, Ill.	L, 66-73	Date	Location	Result	12-19-80	Chicago, Ill.	L, 68-69
Date	Location	Result	1-26-02	Peoria, Ill.	L, 45-63	11-12-07	Carbondale, Ill.	W, 71-55	1-18-83	Carbondale, Ill.	W, 88-58
11-19-08	Carbondale, Ill.	W, 79-76	2-23-02	Carbondale, Ill.	L, 48-70	CINCINNATI			12-19-83	Chicago, Ill.	L, 62-63
12-22-09	Jonesboro, Ark.	L, 54-68	1-31-03	Peoria, Ill.	L, 45-66	Date	Location	Result	12-4-99	Chicago, Ill.	L, 52-60
AUBURN			2-27-03	Carbondale, Ill.	L, 68-83	12-2-78	--	W, 66-58	12-6-00	Carbondale, Ill.	L, 57-74
Date	Location	Result	1-31-04	Peoria, Ill.	W, 78-75	COLORADO			11-23-02	Carbondale, Ill.	L, 60-69
3-14-86	--*(SIU: #18)	L, 39-61	2-25-04	Carbondale, Ill.	L, 51-86	Date	Location	Result	12-14-03	Chicago, Ill.	L, 57-102
* = NCAA Tournament			1-16-05	Carbondale, Ill.	L, 42-68	3-18-92	Boulder, Colo.&	W, 84-80(OT)	11-10-07	Carbondale, Ill.	L, 63-78
AUSTIN PEAY			2-13-05	Peoria, Ill.	L, 60-70	12-5-92	Boulder, Colo.	L, 52-64	12-5-08	Chicago, Ill.	L, 42-85
Date	Location	Result	1-7-06	Carbondale, Ill.	W, 66-64	12-21-97	Carbondale, Ill.	L, 57-62	12-22-11	Chicago, Ill.	L, 67-93
11-29-06	Carbondale, Ill.	W, 54-41	2-2-06	Peoria, Ill.	L, 43-52	12-20-98	Boulder, Colo.	L, 51-79	11-13-15	Chicago, Ill.	L, 61-105
11-28-07	Clarksville, Tenn.	L, 72-75	1-11-07	Peoria, Ill.	W, 64-40	& = NCAA Tournament			DETROIT-MERCY		
11-28-10	Carbondale, Ill.	W, 76-64	2-9-07	Carbondale, Ill.	W, 55-50	COLORADO STATE			Date	Location	Result
11-11-11	Clarksville, Tenn.	L, 70-76	2-2-08	Peoria, Ill.	L, 59-76	Date	Location	Result	12-21-94	San Juan, Puerto Rico%	W, 71-70
11-12-13	Carbondale, Ill.	L, 69-71	2-28-08	Carbondale, Ill.	L, 72-77	12-6-09	Berkeley, Calif.%	L, 53-62	11-27-97	San Juan, Puerto Rico%	L, 62-73
12-13-14	Clarksville, Tenn.	W, 75-65	3-13-08	St. Charles, Mo.^\	W, 65-54	% = Colliers International Classic			% = San Juan Shootout		
BALL STATE			1-9-09	Peoria, Ill.	L, 49-73	CONCORDIA			Date	Location	Result
Date	Location	Result	2-5-09	Carbondale, Ill.	L, 48-60	Date	Location	Result	12-28-79	New York, NY@	L, 49-71
2-18-77	Muncie, Ind.	W, 63-55	1-9-10	Peoria, Ill.	L, 61-72	1972-73	River Forest, Ill. (IAIAW)	W, 46-40	1-14-80	Des Moines, Iowa	L, 43-70
2-3-78	Muncie, Ind.	W, 76-49	2-7-10	Carbondale, Ill.	L, 45-60	CREIGHTON			2-14-80	--	W, 63-62
12-14-78	--	W, 81-46	1-21-11	Peoria, Ill.	L, 44-80	Date	Location	Result	12-6-80	--	L, 56-88
12-7-85	Carbondale, Ill.	W, 82-62	2-19-11	Carbondale, Ill.	L, 60-76	2-19-83	Omaha, Neb.	W, 59-44	1-30-81	Des Moines, Iowa	L, 72-74
BELMONT			1-5-12	Carbondale, Ill.	L, 59-72	11-27-83	Memphis, Tenn.%	L, 56-58	1-28-82	--	L, 67-75
Date	Location	Result	2-4-12	Peoria, Ill.	L, 50-66	12-4-85	Carbondale, Ill.	W, 62-46	2-26-82	Des Moines, Iowa	L, 72-84
12-21-02	Long Beach, Calif.%	L, 57-67	3-8-12	St. Charles, Mo.^\	L, 67-85	12-4-89	Carbondale, Ill.	L, 84-85(OT)	1-27-83	--	L, 79-82
% = Saluki Invitational			2-2-13	Peoria, Ill.	L, 48-90	12-19-90	Omaha, Neb.	L, 54-68	2-18-83	Des Moines, Iowa	L, 68-82
BETHUNE-COOKMAN			3-1-13	Carbondale, Ill.	L, 61-77	1-30-93	Omaha, Neb.	L, 76-82	3-9-83	--*	W, 76-73
Date	Location	Result	1-2-14	Carbondale, Ill.	W, 100-96(20T)	2-15-93	Carbondale, Ill.	W, 76-73	1-12-84	--	W, 65-49
12-18-04	Daytona Beach, Fla.	W, 69-64	3-8-14	Peoria, Ill.	L, 68-86	3-9-93	--^\	W, 71-69(OT)	2-11-84	Des Moines, Iowa	L, 53-77
BOWLING GREEN			2-1-15	Carbondale, Ill.	W, 76-59	CONCORDIA			1-19-85	Carbondale, Ill.	L, 73-75
Date	Location	Result	2-27-15	Peoria, Ill.	W, 72-66	Date	Location	Result	2-14-85	Des Moines, Iowa	L, 69-75
3-7-75	Normal, Ill.%	L, 50-68	1-8-16	Carbondale, Ill.	W, 75-49	1-30-95	Omaha, Neb.	L, 60-73	1-31-86	Des Moines, Iowa	W, 70-68
% = MAIAIW Regional Tournament			2-7-16	Peoria, Ill.	W, 65-51	2-25-95	Carbondale, Ill.	W, 81-71	3-1-86	Carbondale, Ill.	W, 49-47
BRADLEY			1-27-17	Peoria, Ill.	W, 66-57	1-9-96	Carbondale, Ill.	W, 77-67	13-87	Carbondale, Ill. (SIU: #19)	W, 64-45
Date	Location	Result	2-26-17	Carbondale, Ill.	W, 69-63	2-4-96	Omaha, Neb.	W, 78-68	13-87	Des Moines, Iowa (SIU: #16)	W, 72-45
3-5-83	--*	W, 81-52	1-12-18	Peoria, Ill.	W, 63-62	1-20-97	Omaha, Neb.	W, 89-79	1-7-88	Carbondale, Ill.	W, 61-53
1-20-84	Peoria, Ill.	W, 72-39	2-11-18	Carbondale, Ill.	W, 62-53	2-15-97	Carbondale, Ill.	L, 66-73	2-6-88	Des Moines, Iowa	L, 52-57(OT)
2-18-84	Carbondale, Ill.	W, 86-57	1-20-19	Peoria, Ill.	L, 53-58	1-22-98	Carbondale, Ill.	L, 61-64	1-7-89	Carbondale, Ill.	W, 63-45
1-10-85	Peoria, Ill.	W, 67-51	2-15-19	Carbondale, Ill.	W, 62-55	2-19-98	Omaha, Neb.	L, 61-78	2-4-89	Des Moines, Iowa	L, 64-68
2-9-85	Carbondale, Ill.	W, 73-46	* = Gateway Conference Tournament			1-23-99	Omaha, Neb.	L, 58-73	3-6-89	--*	W, 80-65
1-18-86	Peoria, Ill.	W, 72-63	^\ = MVC Tournament			2-20-99	Carbondale, Ill.	L, 52-55	1-13-90	Carbondale, Ill.	W, 68-49
2-17-86	Carbondale, Ill.	W, 66-48	BRESCIA (KY)			1-22-00	Carbondale, Ill.	L, 47-57	2-8-90	Des Moines, Iowa	W, 49-48
1-22-87	Carbondale, Ill. (SIU: #16)	W, 77-59	Date	Location	Result	1-18-01	Omaha, Neb.	L, 72-82	1-24-91	Des Moines, Iowa	L, 57-60
2-21-87	Peoria, Ill. (SIU: #17)	W, 68-65	11-26-16	Carbondale, Ill.	W, 104-35	2-17-01	Carbondale, Ill.	L, 47-80	2-23-91	Carbondale, Ill.	W, 63-47
			CALVIN			3-2-02	Omaha, Neb.	L, 54-88	1-9-92	Carbondale, Ill.	W, 74-47
			Date	Location	Result	1-16-03	Omaha, Neb.	L, 54-69	2-8-92	Des Moines, Iowa	W, 73-71(OT)
			1969-70	Cedarville, Ohio (MAIAW)	L, 33-43	2-16-03	Carbondale, Ill.	W, 70-63	2-1-93	Des Moines, Iowa	L, 56-61
			3-6-75	Normal, Ill. (MAIAW)	L, 50-52	1-5-04	Carbondale, Ill.	L, 47-59	2-11-93	Carbondale, Ill.	W, 82-57
			CENTRAL ARKANSAS						1-13-94	Carbondale, Ill.	W, 86-81
			Date	Location	Result				2-13-94	Des Moines, Iowa	L, 49-81
			12-8-07	Carbondale, Ill.	W, 88-67				3-9-94	Carbondale, Ill.^\	L, 67-80
			12-16-08	Conway, Ark.	W, 69-68						
			11-13-12	Carbondale, Ill.	L, 46-59						
			12-2-13	Conway, Ark.	W, 39-37						

1-28-95	Des Moines, Iowa	L, 70-92	2-8-82	Charleston, Ill.	W, 86-57	2-26-12	Carbondale, Ill.	W, 72-46	12-4-92	Carbondale, Ill.	W, 70-55
2-23-95	Carbondale, Ill.	W, 87-73	2-21-83	--	W, 71-53	1-13-13	Evansville, Ind.	L, 65-71			
3-10-95	Springfield, Mo.*	L, 68-82	11-28-83	Memphis, Tenn.!	W, 60-60	2-9-13	Carbondale, Ill.	L, 41-52	ILLINOIS		
1-7-96	Carbondale, Ill.	W, 76-68	2-4-84	Charleston, Ill.	W, 72-55	3-14-13	St. Charles, Mo.*	W, 83-75(OT)	Date	Location	Result
2-1-96	Des Moines, Iowa	W, 73-66	3-3-84	--	W, 75-61	1-26-14	Carbondale, Ill.	W, 66-57	1962-63	Champaign, Ill.	L, 15-54
1-18-97	Des Moines, Iowa	L, 48-89	1-26-85	Carbondale, Ill.	W, 78-46	2-23-14	Evansville, Ind.	L, 31-67	1965-66	--	W, 44-24
2-13-97	Carbondale, Ill.	L, 61-62	2-23-85	Charleston, Ill.	W, 66-50	1-18-15	Carbondale, Ill.	L, 58-63	1967-68	--	W, 38-20
3-7-97	Springfield, Mo.*	L, 48-77	1-11-86	Charleston, Ill.	W, 68-56	2-13-15	Evansville, Ind.	W, 62-53	1968-69	--	W, 68-18
1-24-98	Carbondale, Ill.	L, 54-73	2-7-86	Carbondale, Ill.	W, 69-62	1-16-16	Carbondale, Ill.	W, 74-56	1969-70	--	W, 49-21
2-21-98	Des Moines, Iowa	L, 47-73	1-10-87	Charleston, Ill. (SIU:#17)	W, 71-55	2-14-16	Evansville, Ind.	W, 66-63	1970-71	--	W
3-5-98	Springfield, Mo.*	L, 70-84	2-7-87	Carbondale, Ill. (SIU:#14)	W, 70-55	1-22-17	Evansville, Ind.	L, 60-63	1970-71	--&	W, 54-45
1-21-99	Des Moines, Iowa	L, 58-79	3-6-87	Carbondale, Ill.*	W, 53-51	2-17-17	Carbondale, Ill.	L, 61-74	1970-71	--%	W
2-15-99	Carbondale, Ill.	L, 44-54	12-30-87	Charleston, Ill.	L, 50-62	12-29-17	Evansville, Ind.	W, 74-62	1971-72	--	L, 42-54
1-20-00	Carbondale, Ill.	L, 64-73(OT)	2-25-88	Carbondale, Ill.	L, 54-66	3-3-18	Carbondale, Ill.	W, 66-41	1972-73	--	W, 33-29
1-20-01	Des Moines, Iowa	L, 71-89	1-28-89	Carbondale, Ill.	L, 57-70	1-4-19	Carbondale, Ill.	W, 67-47	1973-74	--	W, 46-29
2-15-01	Carbondale, Ill.	L, 66-68	2-25-89	Carbondale, Ill.	W, 67-61	3-9-19	Evansville, Ind.	W, 80-60	1-24-75	--	W, 42-41
1-1-02	Carbondale, Ill.	L, 62-95	1-18-90	Charleston, Ill.	W, 72-63	# = Bowling Green Bank Invitational			3-1-75	--	W, 66-54(OT)
2-28-02	Des Moines, Iowa	L, 49-84	2-17-90	Carbondale, Ill.	L, 60-72	* = MVC Tournament			1975-76	Champaign, Ill.	L, 60-73
1-18-03	Des Moines, Iowa	L, 46-76	1-7-91	Carbondale, Ill.	W, 70-54				2-22-77	--	W, 56-41
2-14-03	Carbondale, Ill.	L, 59-73	2-1-91	Charleston, Ill.	W, 72-51	FLORIDA			2-16-78	Champaign, Ill.	W, 58-53
1-3-04	Carbondale, Ill.	L, 42-69	1-18-92	Charleston, Ill.	W, 80-63	Date	Location	Result	1-23-79	--	W, 63-48
3-4-04	Des Moines, Iowa	L, 53-65	2-15-92	Carbondale, Ill.	W, 82-58	11-28-08	Grand Bahama Island%	L, 56-67	2-21-80	Champaign, Ill.	W, 70-64
1-2-05	Carbondale, Ill.	L, 49-70	12-5-01	Carbondale, Ill.	W, 76-65	% = Junkanoo Jam			1-10-81	Wichita, Kan.+	L, 64-68
3-5-05	Des Moines, Iowa	L, 53-75	12-7-02	Charleston, Ill.	W, 82-67				2-18-81	--	W, 93-80
1-21-06	Carbondale, Ill.	W, 74-66	12-16-13	Carbondale, Ill.	W, 66-60	FLORIDA A&M			2-19-82	Champaign, Ill.	L, 55-73
2-19-06	Des Moines, Iowa	L, 55-81	12&-18	Carbondale, Ill.*	W, 73-59	Date	Location	Result	12-4-82	--	L, 55-56
1-20-07	Carbondale, Ill.	W, 59-57	& = IIAIW State Tournament			1-6-83	Orlando, Fla.%	W, 80-56	1-2-84	Champaign, Ill.	W, 65-48
2-16-07	Des Moines, Iowa	W, 49-45	! = Lady Tiger Classic			% = Central Florida Classic			11-23-85	Champaign, Ill.	L, 74-78
3-3-07	Des Moines, Iowa*	L, 47-59	* = Gateway Conference Tournament						12-20-86	Carbondale, Ill.	W, 60-49
1-18-08	Carbondale, Ill.	L, 52-55	= Compass Challenge			FLORIDA ATLANTIC			12-9-87	Champaign, Ill. (SIU:#13)	L, 58-61
2-16-08	Des Moines, Iowa	L, 57-72				Date	Location	Result	11-23-91	Carbondale, Ill.	W, 73-48
1-17-09	Carbondale, Ill.	L, 69-79(OT)	EASTERN KENTUCKY			11-24-12	Coral Gables, Fla.	L, 81-85	12-13-92	Champaign, Ill.	W, 74-70
2-12-09	Des Moines, Iowa	L, 46-57	Date	Location	Result				12-11-93	Carbondale, Ill.	W, 69-65
1-14-10	Carbondale, Ill.	W, 80-60	2-25-78	Richmond, Ky.	W, 68-61	FLORIDA INTERNATIONAL			11-30-94	Champaign, Ill.	L, 70-87
2-13-10	Des Moines, Iowa	L, 56-74	2-24-79	--	W, 74-53	Date	Location	Result	12-9-95	Carbondale, Ill.	L, 57-65
1-6-11	Carbondale, Ill.	L, 57-70				12-18-95	Miami, Fla.	W, 83-82(OT)	11-26-96	Champaign, Ill.	L, 57-85
2-5-11	Des Moines, Iowa	L, 50-67	EASTERN MICHIGAN						11-18-07	Champaign, Ill.	L, 53-63
1-12-12	Des Moines, Iowa	L, 59-72	Date	Location	Result	FLORIDA STATE			11-21-13	Champaign, Ill.	L, 43-78
2-9-12	Carbondale, Ill.	W, 63-59	1-23-82	Champaign, Ill.%	W, 64-59	Date	Location	Result	12-6-14	Carbondale, Ill.	L, 42-86
1-5-13	Carbondale, Ill.	W, 77-70	% = Arby's Illini Classic			12-20-94	San Juan, Puerto Rico%	W, 56-52	12-8-15	Champaign, Ill.	L, 64-78
3-7-13	Des Moines, Iowa	L, 65-80				% = Puerto Rico Shootout			& = IIAIW State Tournament		
1-10-14	Des Moines, Iowa	L, 72-74	EVANSVILLE						= IIAIW Midwest Regional Tournament		
2-8-14	Carbondale, Ill.	L, 55-80	Date	Location	Result	GEORGIA			+ = Pizza Hut Classic		
1-11-15	Des Moines, Iowa	L, 66-81	11-20-84	Bowling Green, Ky.#	W, 59-44	Date	Location	Result	ILLINOIS CENTRAL COLLEGE		
2-6-15	Carbondale, Ill.	W, 81-76	11-27-84	--	W, 83-58	11-28-87	Carbondale, Ill. (SIU:#16)	L, 53-58	Date	Location	Result
1-1-16	Des Moines, Iowa	W, 77-67	2-12-86	Evansville, Ind.	W, 71-46				12-11-82	Peoria, Ill.	W, 84-69
3-5-16	Carbondale, Ill.	L, 64-71	12-2-89	Carbondale, Ill.	W, 70-48	GEORGIA SOUTHERN			ILLINOIS-CHICAGO		
1-8-17	Des Moines, Iowa	L, 59-75	12-5-90	Evansville, Ind.	W, 70-64	Date	Location	Result	Date	Location	Result
2-3-17	Carbondale, Ill.	L, 60-71	12-14-91	Carbondale, Ill.	L, 80-85	11-21-99	Carbondale, Ill.	W, 63-58	1973-74	--	W, 50-34
1-7-18	Carbondale, Ill.	L, 64-75	12-30-93	Evansville, Ind.	W, 86-68				3-5-76	Macomb, Ill. (State Tourney)	W, 59-48
2-2-18	Des Moines, Iowa	L, 73-84	1-9-95	Evansville, Ind.	W, 83-57	GRANDVIEW			2-19-77	--	W, 68-33
3-10-18	Moline, Ill.*	L, 59-68	2-6-95	Carbondale, Ill.	W, 89-60	Date	Location	Result	3-5-77	DeKalb, Ill. (State Tourney)	W, 65-47
2-3-19	Des Moines, Iowa	L, 66-94	1-13-96	Carbondale, Ill.	W, 66-59	1-28-76	--	L, 72-77	1-21-78	Carbondale, Ill. (Saluki Invite)	L, 47-52
3-1-19	Carbondale, Ill.	L, 64-71	2-10-96	Evansville, Ind.	W, 72-52				3-3-78	Normal, Ill.&	W, 60-56
@ = Holiday Tournament			1-11-97	Carbondale, Ill.	L, 59-63	GREENVILLE			2-17-79	Chicago, Ill.	W, 50-48(OT)
* = Gateway Conference Tournament			2-8-97	Evansville, Ind.	W, 70-63	Date	Location	Result	3-2-79	Carbondale, Ill.&	W, 68-43
^ = MVC Tournament			1-12-98	Evansville, Ind.	W, 72-68	1961-62	--	W	12-15-79	--	L, 63-68(20T)
			2-4-98	Carbondale, Ill.	W, 73-52	1967-68	Greenville, Ill.	W, 44-22	2-28-80	Champaign, Ill.&	L, 57-67
			1-16-99	Evansville, Ind.	L, 53-73	1968-69	--	W, 33-18	12-22-80	Chicago, Ill.	L, 78-91
			2-13-99	Carbondale, Ill.	L, 53-57	1973-74	--	L, 46-50	12-12-81	--	W, 77-59
			1-29-00	Carbondale, Ill.	L, 58-60	HARTFORD			12-17-82	Chicago, Ill.	W, 70-53
			2-26-00	Evansville, Ind.	L, 39-74	Date	Location	Result	12-13-83	--	W, 67-53
			3-9-00	Springfield, Mo.*	L, 56-76	11-23-18	Las Vegas, Nev.*	W, 72-50	11-29-99	Carbondale, Ill.	W, 62-46
			12-30-00	Evansville, Ind.	L, 60-78	*Las Vegas Shootout			11-18-00	Chicago, Ill.	W, 57-40
			3-3-01	Carbondale, Ill.	W, 82-77				& = IIAIW State Tournament		
			1-5-02	Carbondale, Ill.	L, 49-87	HARVARD			ILLINOIS STATE		
			1-30-02	Evansville, Ind.	L, 63-80	Date	Location	Result	Date	Location	Result
			1-11-03	Evansville, Ind.	L, 85-95	12-6-96	Tucson, Ariz.%	L, 52-76	1961-62	--	W
			2-10-03	Carbondale, Ill.	W, 84-80	% = Copper Bowl Classic			1963-64	--	W, 25-22
			1-10-04	Carbondale, Ill.	W, 65-62	HAWAII			1963-64	--	L, 15-31
			2-7-04	Evansville, Ind.	L, 57-63	Date	Location	Result	1963-64	--	W, 38-21
			1-22-05	Carbondale, Ill.	L, 53-54	3-18-83	Amarillo, Texas!	W, 84-68	1965-66	--	L, 21-44
			2-19-05	Evansville, Ind.	L, 55-67	! = Women's NIT			1967-68	Normal, Ill.	L, 27-32
			1-28-06	Evansville, Ind.	L, 53-73	HOFSTRA			1968-69	--	W, 43-42
			2-26-06	Carbondale, Ill.	L, 63-66(OT)	Date	Location	Result	1969-70	--	W, 43-37
			1-27-07	Evansville, Ind.	W, 69-55	11-29-08	Grand Bahama Island%	L, 67-71	1969-70	--	L, 32-35
			2-23-07	Carbondale, Ill.	W, 63-60	% = Junkanoo Jam			1970-71	--&	W, 32-27
			1-26-08	Evansville, Ind.	L, 67-77				1971-72	--	L, 36-54
			2-22-08	Carbondale, Ill.	L, 61-71	HOLY CROSS			1971-72	--	L, 44-53
			1-2-09	Evansville, Ind.	L, 65-70	Date	Location	Result	1971-72	--	L, 45-61
			3-7-09	Carbondale, Ill.	W, 69-65	11-20-90	Carbondale, Ill.	W, 65-51	1972-73	--	W, 38-27
			3-12-09	St. Charles, Mo.*	L, 53-58				1972-73	--	W, 38-27
			1-2-10	Carbondale, Ill.	W, 79-68	IDAHO STATE			1972-73	River Forest, Ill.&	L, 36-52
			3-4-10	Evansville, Ind.	W, 65-63	Date	Location	Result	3-4-73	Cedarville, Ohio (MAIAW)	L, 63-66
			1-15-11	Evansville, Ind.	L, 45-79				1973-74	--	L, 31-47
			2-12-11	Carbondale, Ill.	L, 45-59						
			1-29-12	Evansville, Ind.	W, 74-60						

1973-74	--	L, 41-65	3-7-15	Carbondale, Ill.	L, 54-69	1-14-95	Terre Haute, Ind.	L, 78-84	11-25-06	San Francisco, Calif. @	L, 59-78
1973-74	--	L, 36-42	1-31-16	Carbondale, Ill.	W, 76-71	2-13-95	Carbondale, Ill.	W, 82-59	% = Lady Kat Invitational		
3-1-75	--	L, 47-67	2-25-16	Normal, Ill.	W, 68-55	3-9-95	Springfield, Mo.*	W, 86-78	@ = Odwalla Tournament		
3-6-76	Macomb, Ill. &	L, 55-68	1-29-17	Normal, Ill.	W, 63-56	1-28-96	Carbondale, Ill.	W, 82-75			
2-11-77	Normal, Ill.	L, 58-66	2-24-17	Carbondale, Ill.	W, 57-48	2-24-96	Terre Haute, Ind.	W, 77-60			
1977-78	Normal, Ill.	W, 82-57	1-14-18	Normal, Ill.	L, 46-49	1-3-97	Carbondale, Ill.	W, 72-52			
1-26-78	--	W, 61-48	2-9-18	Carbondale, Ill.	L, 36-39	1-30-97	Terre Haute, Ind.	L, 52-61			
3-4-78	Normal, Ill. &	L, 63-66	1-18-19	Normal, Ill.	L, 52-60	3-6-97	Springfield, Mo.*	W, 59-58			
2-8-80	--	L, 62-66	2-17-19	Carbondale, Ill.	L, 66-68	1-4-98	Carbondale, Ill.	L, 47-69			
1-21-81	Normal, Ill. (ILS: #20)	L, 80-96	& = IIAIW State Tournament			1-29-98	Terre Haute, Ind.	W, 68-49			
2-7-81	Normal, Ill. \$	L, 65-73	\$ = Illinois State Invitational			1-2-99	Terre Haute, Ind.	L, 65-82			
3-5-81	Chicago, Ill. &	L, 71-85	* = Gateway Conference Tournament			1-28-99	Carbondale, Ill.	L, 44-48			
1-12-82	--	L, 56-73	^ = MVC Tournament			12-29-99	Terre Haute, Ind.	W, 64-62			
3-4-82	--	L, 56-73				3-4-00	Carbondale, Ill.	L, 52-67			
2-1-83	Normal, Ill.	L, 67-78	ILLINOIS WESLEYAN			1-25-01	Carbondale, Ill.	L, 50-54			
3-11-83	--*	L, 54-62	Date Location Result			2-22-01	Terre Haute, Ind.	L, 71-84			
1-5-84	Normal, Ill.	W, 64-58	1963-64 --	W, 22-15		1-17-02	Carbondale, Ill.	L, 65-71			
3-7-84	Carbondale, Ill.	L, 62-74	INDEPENDENCE			2-15-02	Terre Haute, Ind.	L, 49-71			
1-5-85	Carbondale, Ill.	L, 61-62	Date Location Result			1-25-03	Carbondale, Ill.	L, 61-80			
3-4-85	Normal, Ill.	L, 63-65	1969-70 --	W, 34-20		2-20-03	Terre Haute, Ind.	L, 53-92			
1-25-86	Carbondale, Ill.	W, 67-47	INDIANA			1-16-04	Terre Haute, Ind.	L, 58-91			
2-21-86	Normal, Ill.	W, 58-46	Date Location Result			2-12-04	Carbondale, Ill.	L, 84-98			
1-15-87	Normal, Ill. (SIU: #17)	W, 66-49	INDIANA			1-27-05	Terre Haute, Ind.	L, 66-78			
2-14-87	Carbondale, Ill. (SIU: #17)	W, 69-61	Date Location Result			2-25-05	Carbondale, Ill.	L, 51-94			
1-21-88	Carbondale, Ill.	L, 59-79	1970-71 --	L		1-1-06	Terre Haute, Ind.	L, 61-74			
2-20-88	Normal, Ill.	L, 77-78	1971-72 --	L, 31-43		3-2-06	Carbondale, Ill.	L, 70-82			
1-2-89	Normal, Ill.	L, 53-76	1972-73 --	L, 28-45		1-6-07	Carbondale, Ill.	W, 86-69			
3-3-89	Carbondale, Ill.	W, 53-51	1973-74	Terre Haute, Ind.	L, 40-53	2-2-07	Terre Haute, Ind.	L, 69-74			
3-10-89	--*	L, 53-70	3-12-76	Mt. Pleasant, Mich.	L, 46-56	1-3-08	Carbondale, Ill.	W, 95-76			
1-4-90	Carbondale, Ill.	L, 60-68(OT)	12-11-76	Bloomington, Ind.	L, 50-65	3-8-08	Terre Haute, Ind.	L, 68-77			
2-28-90	Normal, Ill.	W, 70-61	12-3-77 --	W, 62-38		1-22-09	Terre Haute, Ind.	L, 37-63			
3-10-90	Carbondale, Ill.*	W, 71-54	1-27-79	Bloomington, Ind.	L, 40-60	2-21-09	Carbondale, Ill.	W, 74-71			
1-19-91	Carbondale, Ill.	W, 58-51	1-26-80 --	W, 56-52		1-23-10	Terre Haute, Ind.	L, 51-63			
2-14-91	Normal, Ill.	L, 58-74	11-25-80	Bloomington, Ind.	L, 61-75	2-18-10	Carbondale, Ill.	L, 62-70			
3-6-91	Springfield, Mo.*	W, 66-42	11-30-81 --	W, 77-76		3-11-10	St. Charles, Mo.*	L, 57-73			
1-23-92	Normal, Ill.	W, 75-55	12-12-87	Carbondale, Ill. (SIU: #13)	L, 48-50	1-29-11	Carbondale, Ill.	L, 42-48			
2-22-92	Carbondale, Ill.	W, 59-49	12-7-88	Bloomington, Ind.	L, 44-58	2-25-11	Terre Haute, Ind.	L, 57-93			
3-11-92	Springfield, Mo.*	W, 78-64	12-2-05	Carbondale, Ill.	L, 59-64	3-10-11	St. Charles, Mo. ^	L, 68-83			
1-16-93	Carbondale, Ill.	W, 73-64	12-16-06	Bloomington, Ind.	L, 66-73	1-1-12	Terre Haute, Ind.	L, 66-72			
2-21-93	Normal, Ill.	W, 77-65	INDIANA CENTRAL			3-1-12	Carbondale, Ill.	L, 46-69			
3-4-93	--^	W, 68-57	Date Location Result			1-17-13	Terre Haute, Ind.	L, 57-72			
2-7-94	Carbondale, Ill.	W, 82-77	1969-70 --	W, 56-37		2-16-13	Carbondale, Ill.	L, 64-77			
2-19-94	Normal, Ill.	W, 76-61	INDIANA STATE			1-19-14	Carbondale, Ill.	L, 44-63			
1-12-95	Normal, Ill.	W, 77-72	Date Location Result			2-16-14	Terre Haute, Ind.	L, 35-72			
2-11-95	Carbondale, Ill.	W, 92-68	1968-69 --	W, 53-24		1-16-15	Carbondale, Ill.	W, 65-53			
1-25-96	Carbondale, Ill.	W, 89-54	1969-70 --	W, 57-32		2-15-15	Terre Haute, Ind.	W, 76-58			
2-22-96	Normal, Ill.	L, 61-68	1971-72 --	W, 50-40		1-29-16	Carbondale, Ill.	W, 76-64			
3-8-96	Des Moines, Iowa^	L, 59-64	1972-73 --	L, 36-62		2-28-16	Terre Haute, Ind.	W, 62-58			
1-5-97	Carbondale, Ill.	W, 60-49	3-10-73	East Lansing, Mich.	L, 43-48	1-1-17	Carbondale, Ill.	L, 53-68			
2-1-97	Normal, Ill.	L, 47-63	1973-74	--	L, 36-64	3-2-17	Terre Haute, Ind.	W, 70-66			
1-6-98	Carbondale, Ill.	L, 58-59	1-31-75 --	L, 46-48		12-31-17	Terre Haute, Ind.	W, 64-45			
1-31-98	Normal, Ill.	W, 57-54	2-16-76	Terre Haute, Ind.	L, 55-59	3-1-18	Carbondale, Ill.	W, 54-43			
1-4-99	Normal, Ill.	W, 69-68	2-5-77 --	W, 74-51		3-9-18	Moline, Ill.*	W, 69-67			
1-30-99	Carbondale, Ill.	W, 61-51	2-4-78	Terre Haute, Ind.	W, 70-61	1-6-19	Carbondale, Ill.	L, 58-61			
1-2-00	Normal, Ill.	L, 47-59	3-10-78	East Lansing, Mich. ^	L, 43-48	3-7-19	Terre Haute, Ind.	W, 80-61			
3-2-00	Carbondale, Ill.	W, 49-47	2-4-79 --	W, 60-48							
1-27-01	Carbondale, Ill.	W, 70-55	2-1-80	Terre Haute, Ind.	L, 65-77						
2-25-01	Normal, Ill.	W, 58-47	12-14-80	Martin, Tenn.!	L, 75-88						
1-20-02	Carbondale, Ill.	L, 67-69	2-10-81 --	W, 93-73							
2-17-02	Normal, Ill.	W, 64-51	2-6-82	Terre Haute, Ind.	W, 76-73(OT)						
1-23-03	Carbondale, Ill.	L, 56-65	1-25-83	Terre Haute, Ind.	W, 63-60						
2-22-03	Normal, Ill.	W, 74-69	2-14-83 --	W, 83-58							
1-18-04	Normal, Ill.	L, 56-86	1-7-84	Terre Haute, Ind.	W, 72-64						
2-14-04	Carbondale, Ill.	L, 83-85	3-5-84	Carbondale, Ill.	W, 101-61						
1-29-05	Normal, Ill.	L, 44-81	1-3-85	Carbondale, Ill.	W, 68-67						
2-27-05	Carbondale, Ill.	L, 59-66	3-6-85	Terre Haute, Ind.	W, 72-51						
12-30-05	Normal, Ill.	W, 87-65	1-22-86	Carbondale, Ill.	W, 68-46						
3-4-06	Carbondale, Ill.	W, 59-58(OT)	2-23-86	Terre Haute, Ind.	W, 66-52						
1-4-07	Carbondale, Ill.	L, 72-84	1-7-87	Terre Haute, Ind. (SIU: #17)	W, 69-47						
2-4-07	Normal, Ill.	W, 79-66	2-12-87	Carbondale, Ill. (SIU: #17)	W, 80-67						
1-5-08	Carbondale, Ill.	L, 78-82	1-23-88	Carbondale, Ill.	W, 77-73						
3-6-08	Normal, Ill.	W, 69-72	2-18-88	Terre Haute, Ind.	L, 57-60						
3-14-08	St. Charles, Mo. ^	L, 65-77	1-4-89	Terre Haute, Ind.	W, 63-62						
1-24-09	Normal, Ill.	L, 51-75	3-1-89	Carbondale, Ill.	W, 73-52						
2-19-09	Carbondale, Ill.	L, 68-72	1-2-90	Carbondale, Ill.	L, 37-38						
1-21-10	Normal, Ill.	L, 78-88	3-2-90	Terre Haute, Ind.	W, 77-68						
2-20-10	Carbondale, Ill.	L, 63-80	1-17-91	Carbondale, Ill.	W, 72-60						
1-27-11	Carbondale, Ill.	L, 44-82	2-16-91	Terre Haute, Ind.	L, 64-70						
2-27-11	Normal, Ill.	L, 62-87	1-25-92	Terre Haute, Ind.	W, 71-53						
12-30-11	Normal, Ill.	L, 51-75	2-20-92	Carbondale, Ill.	W, 73-59						
3-3-12	Carbondale, Ill.	L, 50-72	1-23-93	Terre Haute, Ind.	W, 70-46						
1-19-13	Normal, Ill.	L, 41-89	2-8-93	Carbondale, Ill.	W, 83-69						
2-14-13	Carbondale, Ill.	L, 68-71	1-23-94	Terre Haute, Ind.	W, 72-67						
1-17-14	Carbondale, Ill.	L, 59-76	2-17-94	Carbondale, Ill.	W, 74-64						
2-16-14	Normal, Ill.	L, 63-68(OT)									
1-4-15	Normal, Ill.	W, 65-56									

MARYLAND EASTERN SHORE		
Date	Location	Result
12-20-01	Annapolis, Md.%	L, 59-62
% = Navy Classic		

MCNEESE STATE		
Date	Location	Result
1-7-83	Orlando, Fla.%	W, 66-56
% = Central Florida Classic		

MEMPHIS		
Memphis was known as Memphis State until July 1994		
Date	Location	Result
1973-74	--	L, 25-56
2-7-75	--	L, 40-60
1-24-76	Memphis, Tenn.	L, 61-74
1-21-77	--	L, 58-67
2-7-78	Memphis, Tenn.	L, 64-78
2-8-79	Normal, Ill.\$	L, 71-77
3-17-83	Amarillo, Texas!	L, 69-77
12-1-84	--	L, 65-66
11-26-85	Memphis, Tenn.	W, 71-56
11-29-86	Memphis, Tenn.	L, 63-66
12-5-87	Carbondale, Ill. (SIU: #14)	W, 84-62
12-20-88	Seattle, Wash.#	W, 62-48
1-16-96	Carbondale, Ill.	L, 57-79
12-17-96	Memphis, Tenn.	L, 70-80
11-18-97	Carbondale, Ill.	W, 68-65
11-23-98	Memphis, Tenn.	L, 67-84
11-26-14	Carbondale, Ill.	W, 82-75
11-29-15	Memphis, Tenn.	L, 58-61
12-11-16	Carbondale, Ill.	W, 69-61
11-19-17	Memphis, Tenn.	W, 68-56
\$ = Illinois State Invitational		
! = Women's NIT		
# = Husky Classic		

MERCER		
Date	Location	Result
12-20-02	Long Beach, Calif.%	W, 62-59
11-30-14	Carbondale, Ill.	W, 67-52
12-19-15	Macon, Ga.	W, 55-52
% = Long Beach Classic		

MIAMI (FL)		
Date	Location	Result
12-20-95	Miami, Fla.	L, 61-70
12-20-17	San Juan, P.R.	L, 65-75

MICHIGAN		
Date	Location	Result
2-26-77	Mt. Pleasant, Mich.	W, 65-49

MICHIGAN STATE		
Date	Location	Result
3-9-73	East Lansing, Mich.	W, 63-62
1-30-76	--	W, 67-59
3-9-78	East Lansing, Mich.^	W, 63-62
12-12-98	Carbondale, Ill.	L, 56-66
11-27-99	East Lansing, Mich.	L, 59-74
^ = Midwest AIAW Regional Tournament		

MIDDLE TENNESSEE STATE		
Date	Location	Result
11-26-95	Murfreesboro, Tenn.	L, 48-66(OT)
12-15-96	Carbondale, Ill.	W, 91-72
1-28-03	Carbondale, Ill.	L, 63-87
11-24-03	Murfreesboro, Tenn.	L, 62-76

MINNESOTA		
Date	Location	Result
1-11-80	Minneapolis, Minn.	L, 54-75
1-19-81	--	L, 63-85

MISSISSIPPI		
Date	Location	Result
3-21-92	Oxford, Miss.&	L, 56-72
& = NCAA Tournament		

MISSISSIPPI COLLEGE FOR WOMEN		
Date	Location	Result
1968-69	--	L, 42-62

MISSOURI		
Date	Location	Result
1-13-77	Columbia, Mo.	W, 66-65
2-18-78	--	L, 54-58
1-13-79	Columbia, Mo.	W, 62-60(OT)
2-23-80	--	L, 71-73
1-31-81	Columbia, Mo.	W, 78-73
1-30-82	--	W, 71-67
2-23-83	Columbia, Mo.	L, 76-73(2OT)
11-29-87	Carbondale, Ill.	W, 69-51
12-7-99	Carbondale, Ill.	L, 61-66
12-9-00	Columbia, Mo.	L, 57-81
12-18-05	Columbia, Mo.	L, 69-96
11-12-06	Carbondale, Ill.	L, 71-60
12-16-12	Columbia, Mo.	L, 47-110

MISSOURI-KANSAS CITY		
Date	Location	Result
12-19-16	Kansas City, Mo.*	W, 77-69
* = Roo Holiday Classic		

MISSOURI-ST. LOUIS		
Date	Location	Result
1969-70	--	W, 61-23
1973-74	--	L, 38-40
12-3-76	St. Louis, Mo.	W, 69-65
2-12-82	--	W, 80-69

MISSOURI STATE		
Date	Location	Result
1970-71	--	W, 45-32
1-15-77	Springfield, Mo.	W, 67-64
1977-78	--	W, 55-44
11-26-78	--	W, 66-56
11-24-79	Springfield, Mo.#	W, 65-43
2-4-83	--	W, 72-62
1-27-84	Carbondale, Ill.	W, 87-55
2-24-84	Springfield, Mo.	W, 76-52
1-31-85	Springfield, Mo.	W, 64-58
3-1-85	Carbondale, Ill.	W, 52-37
1-6-86	Carbondale, Ill.	W, 75-33
3-5-86	Springfield, Mo.	W, 86-64
12-30-86	Springfield, Mo. (SIU: #19)	W, 77-64
2-26-87	Carbondale, Ill. (SIU: #15)	W, 68-48
1-17-88	Springfield, Mo.	W, 76-68
2-11-88	Carbondale, Ill.	W, 68-48
1-19-89	Carbondale, Ill.	W, 63-53
2-18-89	Springfield, Mo.	W, 53-50
1-25-90	Springfield, Mo.	L, 54-69
2-24-90	Carbondale, Ill.	W, 70-59
1-2-91	Carbondale, Ill.	W, 72-58
3-2-91	Springfield, Mo.	L, 60-72
3-9-91	Springfield, Mo.*	L, 61-74
1-4-92	Springfield, Mo. (MSU: #24)	L, 63-90
3-5-92	Carbondale, Ill. (MSU: #10)	L, 63-73
3-14-92	Springfield, Mo.* (MSU: #10)	L, 69-86
1-8-93	Springfield, Mo.	L, 58-65
2-25-93	Carbondale, Ill.	L, 57-68
3-13-93	--	L, 53-54
1-27-94	Springfield, Mo.	L, 48-91
2-26-94	Carbondale, Ill.	L, 65-69
1-2-95	Carbondale, Ill.	W, 74-60
3-4-95	Springfield, Mo.	L, 67-74(OT)
1-4-96	Springfield, Mo.	L, 63-77
3-2-96	Carbondale, Ill.	W, 62-51
1-26-97	Carbondale, Ill.	L, 63-70
2-22-97	Springfield, Mo.	W, 80-65
12-28-97	Springfield, Mo. (MSU: #16)	L, 80-89
2-26-98	Carbondale, Ill.	L, 60-65
2-18-99	Carbondale, Ill.	L, 56-76
2-27-99	Springfield, Mo.	L, 47-85
3-4-99	Springfield, Mo.*	L, 58-73
1-13-00	Springfield, Mo.	L, 41-69
2-13-00	Carbondale, Ill.	L, 52-78
1-11-01	Carbondale, Ill. (MSU: #15)	L, 70-81
2-9-01	Springfield, Mo. (MSU: #15)	L, 70-89
1-12-02	Springfield, Mo.	L, 48-86
2-10-02	Carbondale, Ill.	L, 57-69
1-3-03	Carbondale, Ill.	L, 56-69
3-6-03	Springfield, Mo.	L, 56-86
1-24-04	Carbondale, Ill.	L, 53-84
2-21-04	Springfield, Mo.	L, 35-89
1-8-05	Springfield, Mo.	L, 48-78
2-5-05	Carbondale, Ill.	L, 63-89
1-12-06	Springfield, Mo.	L, 52-69
2-10-06	Carbondale, Ill.	L, 55-62

12-30-06	Springfield, Mo.	W, 63-38
3-1-07	Carbondale, Ill.	W, 60-47
1-12-08	Springfield, Mo.	L, 67-77
2-8-08	Carbondale, Ill.	L, 58-78
1-31-09	Carbondale, Ill.	W, 69-58
3-1-09	Springfield, Mo.	L, 57-69
1-28-10	Carbondale, Ill.	L, 68-69
2-26-10	Springfield, Mo.	L, 72-83
12-31-10	Springfield, Mo.	L, 50-82
3-5-11	Carbondale, Ill.	L, 58-70
1-19-12	Carbondale, Ill.	W, 78-72
2-19-12	Springfield, Mo.	L, 61-81
1-27-13	Carbondale, Ill.	L, 72-79
2-21-13	Springfield, Mo.	L, 74-81
2-2-14	Springfield, Mo.	L, 58-76
2-27-14	Carbondale, Ill.	L, 76-93
3-13-14	St. Charles, Mo.^	L, 39-61
1-23-15	Springfield, Mo.	L, 57-61
2-20-15	Carbondale, Ill.	L, 57-73
1-24-16	Springfield, Mo.	L, 77-82
2-19-16	Carbondale, Ill.	W, 69-61
1-15-17	Carbondale, Ill.	L, 60-78
2-10-17	Springfield, Mo.	L, 59-73
1-26-18	Carbondale, Ill.	W, 71-69(OT)
2-23-18	Springfield, Mo.	L, 61-79
1-13-19	Springfield, Mo.	L, 51-66
2-8-19	Carbondale, Ill.	L, 58-70
# = Turkey Tournament		
* = Gateway Conference Tournament		
^ = MVC Tournament		

MOREHEAD STATE		
Date	Location	Result
12-30-13	Carbondale, Ill.	L, 50-59
12-30-14	Morehead, Ky.	W, 75-66
12-12-15	Carbondale, Ill.	W, 102-69
11-30-17	Morehead, Ky.	L, 81-85

MURRAY STATE		
Date	Location	Result
1968-69	--	W, 60-37
1969-70	--	W, 50-28
1970-71	--	W, 46-36
1972-73	--	L, 35-37
1973-74	--	W, 49-40
1973-74	--	W, 47-45
2-3-75	Murray, Ky.	L, 40-57
2-11-75	--	W, 48-44
2-12-76	--	W, 58-29
11-19-79	Murray, Ky.	W, 72-69
12-10-79	--	W, 83-80
11-20-80	--	W, 88-60
12-2-80	Murray, Ky.	L, 78-87
11-21-81	Murray, Ky.	W, 68-62
1-5-82	--	W, 97-80
12-9-82	--	W, 76-50
2-26-83	Murray, Ky.	W, 71-52
12-11-84	--	W, 77-61
12-18-85	Murray, Ky.	W, 74-63
11-25-88	Carbondale, Ill.	L, 64-68
12-12-89	Murray, Ky.	W, 77-68
12-11-90	Carbondale, Ill.	W, 74-60
11-30-91	Murray, Ky.	W, 88-63
2-12-92	Carbondale, Ill.	W, 85-75
12-11-92	Murray, Ky.	W, 94-75
2-4-93	Carbondale, Ill.	W, 77-62
12-8-93	Carbondale, Ill.	W, 93-62
1-19-94	Murray, Ky.	W, 90-64
12-6-94	Carbondale, Ill.	W, 74-46
11-28-95	Murray, Ky.	W, 51-48
11-23-96	Carbondale, Ill.	W, 95-64
12-3-97	Murray, Ky.	W, 61-53
11-20-98	Carbondale, Ill.	W, 84-73
12-18-99	Murray, Ky.	W, 73-56
11-22-05	Murray, Ky.	W, 94-77
11-17-06	Carbondale, Ill.	W, 77-68
12-19-09	Carbondale, Ill.	W, 76-71(OT)
12-18-10	Murray, Ky.	W, 62-61
1-26-12	Carbondale, Ill.	W, 74-57
12-1-12	Murray, Ky.	L, 55-67
12-16-14	Carbondale, Ill.	W, 78-63
12-2-15	Murray, Ky.	W, 70-57
11-17-16	Carbondale, Ill.	W, 70-63
12-18-18	Murray, Ky.	W, 65-59

NEBRASKA		
Date	Location	Result
11-16-01	Lincoln, Neb.	L, 47-88

NEW MEXICO		
Date	Location	Result
12-14-85	Albuquerque, NM	W, 67-45

NORTH CAROLINA STATE		
Date	Location	Result
12-19-91	Palo Alto, Calif.%	W, 81-64
% = Stanford Classic		

NORTHEASTERN		
Date	Location	Result
2-28-75	--	W, 64-51

NORTHERN ARIZONA		
Date	Location	Result
12-5-86	San Diego, Calif.#	W, 77-58
# = Dial Classic		

NORTHERN ILLINOIS		
Date	Location	Result
1964-65	--	W, 32-19
1965-66	--	L, 23-31
1967-68	DeKalb, Ill.	L, 29-38
1968-69	--	W, 64-19
1973-74	--	W, 31-27
2-16-75	DeKalb, Ill.	W, 69-38
2-6-76	--	W, 66-20
2-12-77	DeKalb, Ill.	W, 75-49
2-14-81	--	W, 70-62
2-27-82	DeKalb, Ill.	W, 88-76
2-2-87	Carbondale, Ill. (SIU: #16)	W, 87-60
2-27-88	DeKalb, Ill.	L, 67-79
2-20-89	Carbondale, Ill.	W, 71-63(OT)
12-18-89	DeKalb, Ill.	L, 68-91
11-28-90	Carbondale, Ill.	L, 71-77(OT)
1-15-92	DeKalb, Ill.	L, 84-87
12-1-92	Carbondale, Ill.	L, 80-84
12-17-93	DeKalb, Ill.	L, 56-94
12-8-94	Carbondale, Ill.	W, 87-57
11-20-04	Iowa City, Iowa	L, 43-61
12-28-08	Carbondale, Ill.	L, 55-67
11-22-09	DeKalb, Ill.	L, 65-74
11-19-10	Carbondale, Ill.	L, 45-46
11-29-11	DeKalb, Ill.	L, 50-53
12-7-18	Carbondale, Ill.*	W, 82-73
% = Hawkeye Challenge		
* = Compass Challenge		

1-8-00	Carbondale, Ill.	L, 49-57
2-7-00	Cedar Falls, Iowa	L, 57-71
1-8-01	Carbondale, Ill.	L, 74-83
2-4-01	Cedar Falls, Iowa	L, 55-79
1-24-02	Cedar Falls, Iowa	L, 42-79
2-21-02	Carbondale, Ill.	W, 63-55
2-2-03	Cedar Falls, Iowa	L, 53-83
3-1-03	Carbondale, Ill.	L, 69-74
1-29-04	Cedar Falls, Iowa	L, 55-90
2-29-04	Carbondale, Ill.	L, 68-70
1-14-05	Carbondale, Ill.	L, 40-64
2-10-05	Cedar Falls, Iowa	L, 43-72
1-5-06	Carbondale, Ill.	L, 48-59
2-4-06	Cedar Falls, Iowa	L, 40-49
1-13-07	Cedar Falls, Iowa	W, 79-74
2-11-07	Carbondale, Ill.	W, 49-46
1-31-08	Cedar Falls, Iowa	L, 52-64
3-1-08	Carbondale, Ill.	L, 69-74
1-11-09	Cedar Falls, Iowa	L, 41-45
2-7-09	Carbondale, Ill.	W, 58-40
1-7-10	Cedar Falls, Iowa	L, 43-64
2-5-10	Carbondale, Ill.	L, 62-71
1-23-11	Cedar Falls, Iowa	L, 39-79
2-17-11	Carbondale, Ill.	L, 41-68
1-7-12	Carbondale, Ill.	L, 66-70
2-2-12	Cedar Falls, Iowa	L, 51-73
1-31-13	Cedar Falls, Iowa	L, 59-76
3-3-13	Carbondale, Ill.	L, 60-74
1-12-14	Cedar Falls, Iowa	L, 53-87
2-6-14	Carbondale, Ill.	L, 48-78
1-9-15	Cedar Falls, Iowa	L, 70-79
2-8-15	Carbondale, Ill.	W, 79-75
3-13-15	St. Charles, Mo.^\	L, 50-59
1-3-16	Cedar Falls, Iowa	W, 65-60
3-3-16	Carbondale, Ill.	L, 64-73
3-12-16	Moline, Ill.^\	L, 43-67
1-6-17	Cedar Falls, Iowa	L, 49-79
2-5-17	Carbondale, Ill.	W, 64-59
1-5-18	Carbondale, Ill.	W, 60-53 (OT)
2-4-18	Cedar Falls, Iowa	L, 63-71
2-1-19	Cedar Falls, Iowa	L, 53-65
3-3-19	Carbondale, Ill.	L, 67-76
3-14-19	Moline, Ill.^\	L, 63-66

NORTHWESTERN

Date	Location	Result
3-4-77	DeKalb, Ill.&	L, 64-75
2-16-79	Evanston, Ill.	L, 65-81
3-4-79	Carbondale, Ill.&	W, 71-58
3-8-79	Kalamazoo, Mich.^\	L, 67-69
1-18-80	--	L, 52-68
12-20-80	Evanston, Ill.	L, 77-90
12-11-81	--	L, 58-63
11-14-97	Evanston, Ill.	L, 69-83
12-14-02	Evanston, Ill.	L, 62-75
12-20-03	Carbondale, Ill.	L, 41-56

& = IIAIW State Tournament
^\ = Midwest Regional Tournament

NORTHWEST MISSOURI

Date	Location	Result
11-26-78	--	L, 63-64
11-23-79	Springfield, Mo.#	W, 58-43
12-17-79	--	L, 58-62

= Turkey Tournament

OAKLAND

Date	Location	Result
2-9-79	Normal, Ill.\$	W, 82-62

\$ = Illinois State Invitational

OHIO STATE

Date	Location	Result
1976-77	West Lafayette, Ind.\$	L, 59-78
3-14-90	--%	L, 61-73

\$ = MIAIAW Regional Tournament
% = NCAA Tournament

OKLAHOMA

Date	Location	Result
11-25-79	Springfield, Mo.#	L, 46-58
12-2-83	Pullman, Wash.!	W, 82-62
11-13-16	Norman, Okla.	L, 48-80

= Turkey Tournament
! = Dial Classic

OKLAHOMA CITY

Date	Location	Result
12-14-84	San Diego, Calif.#	W, 82-72(OT)

= Dial Classic

OLD DOMINION

Date	Location	Result
12-19-94	San Juan, Puerto Rico%	L, 52-64

% = San Juan Shootout

OLIVET NAZARENE

Date	Location	Result
1971-72	--	W, 43-20

OREGON STATE

Date	Location	Result
11-27-82	--	L, 63-65
11-25-89	Honolulu, Hawaii#	W, 63-54
12-19-14	New Orleans, La.^\	L, 55-71

= Hawaii Wahine Classic
^\ = New Orleans Shootout

PRINCIPIA

Date	Location	Result
1961-62	--	W
1962-63	--	W, 42-18
1963-64	--	W, 33-27
1964-65	--	W, 65-31
1964-65	--	W, 45-27
1965-66	--	W, 54-7
1966-67	Eslah, Ill.	W, 45-27
1967-68	--	W, 23-19
1973-74	--	W, 62-44
1-29-75	Eslah, Ill.	W, 57-46

PUERTO RICO

Date	Location	Result
11-30-97	Puerto Rico	W, 77-40

PURDUE

Date	Location	Result
1-20-78	Carbondale, Ill.	W, 71-55
2-2-80	West Lafayette, Ind.	W, 58-49
1-24-81	Carbondale, Ill.	W, 85-74
2-5-82	West Lafayette, Ind.	L, 63-67
12-9-86	Carbondale, Ill.	W, 56-49
12-21-87	West Lafayette, Ind.	L, 67-82
12-2-88	Carbondale, Ill.	L, 60-69
12-20-89	West Lafayette, Ind.	L, 42-61
12-20-10	West Lafayette, Ind.	L, 36-75
11-20-16	West Lafayette, Ind.	W, 64-61

QUINCY

Date	Location	Result
1970-71	--	W, 50-25

RADFORD

Date	Location	Result
11-23-12	Coral Gables, Fla.%	L, 62-85

% = UM Thanksgiving Tournament

RICE

Date	Location	Result
11-28-98	Santa Clara, Calif.%	L, 55-62

% = Diet Coke Shootout

SAINT LOUIS

Date	Location	Result
1970	--	W, 61-23
12-4-76	St. Louis, Mo.	W, 75-41
2-18-80	Carbondale, Ill.	W, 80-60
2-28-81	St. Louis, Mo.	L, 74-81
2-10-82	St. Louis, Mo.	W, 69-52
2-9-83	St. Louis, Mo.	W, 59-48
1-7-85	Carbondale, Ill.	W, 67-31
2-10-86	St. Louis, Mo.	W, 70-45
12-11-86	Carbondale, Ill.	W, 71-53
12-5-98	St. Louis, Mo.	L, 52-78
12-1-99	Carbondale, Ill.	L, 44-52
12-16-00	St. Louis, Mo.	L, 56-83
11-19-01	Carbondale, Ill.	W, 57-53
12-29-03	St. Louis, Mo.	W, 68-65
12-7-04	Carbondale, Ill.	W, 69-53
12-22-05	St. Louis, Mo.	L, 61-63
11-21-06	Carbondale, Ill.	L, 73-80
11-14-08	Carbondale, Ill.	W, 85-77

11-13-09	St. Louis, Mo.	L, 45-71
12-2-10	Carbondale, Ill.	L, 39-66
11-29-18	St. Louis, Mo.	L, 58-62

SAN DIEGO STATE

Date	Location	Result
12-15-84	San Diego, Calif.#	W, 77-73
11-29-85	Carbondale, Ill.	W, 76-55
12-6-86	San Diego, Calif.#	W, 59-57

= Dial Classic

SAN FRANCISCO

Date	Location	Result
11-23-90	Las Vegas, Nev.@	W, 71-46
11-24-06	San Francisco, Calif.%	L, 60-67

@ = 7-Up Desert Classic
% = Odwalla Tournament

SAN JOSE STATE

Date	Location	Result
12-8-96	Tucson, Ariz.%	W, 78-55

% = Copper Bowl Classic

SANTA CLARA

Date	Location	Result
11-27-98	Santa Clara, Calif.%	L, 51-80

% = Diet Coke Shootout

SEMO

Date	Location	Result
1961-62	--	W
1962-63	Cape Girardeau, Mo.	W, 37-22
1963-64	--	L, 30-31
1963-64	--	W, 28-7
1964-65	--	W, 37-36
1965-66	--	W, 42-38
1965-66	--	W, 30-6
1966-67	Cape Girardeau, Mo.	W, 31-21
1966-67	Cape Girardeau, Mo.	W, 35-19
1967-68	--	W, 43-24
1968-69	--	W, 53-31
1968-69	--	W, 50-26
1969-70	--	W, 54-27
1970-71	-- (State Tournament)	L, 37-40
1970-71	-- (State Tournament)	W, 38-27
1971-72	--	W, 39-24
1971-72	--	W, 61-22
1972-73	--	W, 54-34
1973-74	--	W, 52-25
1973-74	--	W, 62-43
1-25-75	--	W, 64-35
2-19-75	Cape Girardeau, Mo.	W, 67-57
1-22-76	Cape Girardeau, Mo.	W, 70-20
11-21-80	--	W, 93-58
12-5-81	Cape Girardeau, Mo.	W, 68-55
11-24-01	Cape Girardeau, Mo.	L, 70-81
11-21-03	Cape Girardeau, Mo.	L, 64-73
12-1-04	Carbondale, Ill.	L, 56-77
11-29-05	Cape Girardeau, Mo.	L, 63-74
12-5-12	Carbondale, Ill.	W, 58-57
12-4-13	Cape Girardeau, Mo.	L, 50-72
11-28-14	Carbondale, Ill.	W, 78-62
12-22-15	Cape Girardeau, Mo.	W, 87-72
12-9-16	Carbondale, Ill.	W, 77-70
11-22-17	Cape Girardeau, Mo.W.	W, 79-74 (OT)
11-14-18	Carbondale, Ill.	W, 60-40

SIENA

Date	Location	Result
11-20-15	Carbondale, Ill.	W, 73-54

SIU-EDWARDSVILLE

Date	Location	Result
2-28-75	--	W, 67-32
12-3-11	Carbondale, Ill.	L, 60-70(OT)
12-21-12	Edwardsville, Ill.	W, 68-63
12-4-15	Carbondale, Ill.	W, 71-57
11-23-16	Edwardsville, Ill.	L, 59-60
11-27-17	Carbondale, Ill.	L, 53-57

SOUTH ALABAMA

Date	Location	Result
11-25-05	Carbondale, Ill.	W, 82-61
12-5-06	Mobile, Ala.	L, 59-60

SOUTH DAKOTA

Date	Location	Result
12-20-16	Kansas City, Mo.*	L, 57-68

* = Roo Holiday Classic

SOUTH DAKOTA STATE

Date	Location	Result
12-10-05	Carbondale, Ill.	W, 75-59
12-9-06	Brookings, SD	L, 49-72
11-24-07	Washington, DC%	L, 53-62

% = Thanksgiving Tournament

SOUTHERN METHODIST

Date	Location	Result
12-1-00	Dallas, Texas%	L, 80-86

% = SMU Hoops for Cure Classic

SOUTHERN MISSISSIPPI

Date	Location	Result
12-16-03	Carbondale, Ill.	L, 55-59
12-11-04	Hattiesburg, Miss.	L, 48-55

SOUTHWEST BAPTIST

Date	Location	Result
1973-74	--	W, 63-25

SPRINGFIELD

Date	Location	Result
1969-70	-- (WNIT)	W, 38-35

STANFORD

Date	Location	Result
12-20-91	Palo Alto, Calif.%	L, 63-82

% = Stanford Classic

STEPHEN F. AUSTIN

Date	Location	Result
1-8-81	Wichita, Kan.+	L, 60-79
3-15-07	Carbondale, Ill.%	W, 58-50

+ = Pizza Hut Classic
% = Women's NIT

STETSON

Date	Location	Result
12-21-04	DeLand, Fla.	L, 55-63

SUNY-COURTLAND

Date	Location	Result
1969-70	-- (WNIT)	W, 37-30

TENNESSEE

Date	Location	Result
11-19-84	Bowling Green, Ky.#	L, 54-56
1-23-89	Knoxville, Tenn.	L, 44-78

= Bowling Green Bank Invitational

TENNESSEE-MARTIN

Date	Location	Result
1972-73	--	L, 24-40
1972-73	--	L, 19-31
1973-74	--	L, 43-45
2-1-75	--	L, 44-48
2-14-76	Martin, Tenn.	W, 62-61
1-28-77	--	W, 73-35
2-2-79	--	W, 74-53
1-23-81	--	W, 97-79
1-8-82	Martin, Tenn.	L, 66-68
2-12-83	--	W, 79-39
12-19-00	Carbondale, Ill.	W, 74-67
11-29-01	Martin, Tenn.	W, 82-67
11-12-10	Carbondale, Ill.	L, 50-62
12-18-11	Martin, Tenn.	L, 70-91
12-23-13	Carbondale, Ill.	L, 55-85
11-14-14	Martin, Tenn.	W, 87-78
11-25-15	Carbondale, Ill.	L, 63-70
11-29-16	Martin, Tenn.	L, 68-76
11-10-17	Carbondale, Ill.	W, 84-72
11-9-18	Martin, Tenn.	L, 94-95

TENNESSEE STATE

Date	Location	Result
12-8-01	Carbondale, Ill.	W, 71-63
12-4-02	Nashville, Tenn.	W, 72-62
11-16-10	Carbondale, Ill.	L, 43-57
11-22-11	Nashville, Tenn.	W, 89-68
11-21-15	Carbondale, Ill.	W, 79-70 (OT)

TENNESSEE TECH		
Date	Location	Result
2-4-87	Cookesville, Tenn. (SIU: #14)	L, 65-73
12-14-87	Carbondale, Ill.	W, 78-65
1-15-90	Cookesville, Tenn.	W, 62-60
12-17-90	Carbondale, Ill.	W, 72-62
11-27-91	Cookesville, Tenn.	W, 73-68
12-8-92	Carbondale, Ill.	L, 65-66(OT)
11-28-93	Cookesville, Tenn.	L, 67-69
12-3-94	Carbondale, Ill.	W, 83-67
12-4-95	Cookesville, Tenn.	L, 54-66
12-1-96	Carbondale, Ill.	W, 66-59
12-13-97	Cookesville, Tenn.	L, 64-67
11-15-98	Carbondale, Ill.	L, 55-68
12-10-99	Cookesville, Tenn.	L, 64-74
11-29-00	Carbondale, Ill.	L, 74-81
12-2-01	Cookesville, Tenn.	L, 75-82
11-30-02	Carbondale, Ill.	W, 77-66
12-3-03	Cookesville, Tenn.	L, 71-88
11-28-04	Carbondale, Ill.	L, 55-73
12-5-05	Cookesville, Tenn.	L, 60-70
12-19-06	Carbondale, Ill.	W, 69-62
12-21-07	Cookesville, Tenn.	W, 87-69
12-21-08	Carbondale, Ill.	W, 74-67
12-12-09	Cookesville, Tenn.	L, 56-59

TEXAS A&M		
Date	Location	Result
11-24-78	--	W, 70-64
12-5-09	Berkely, Calif.%	L, 58-72

% = Colliers International Classic

TEXAS TECH		
Date	Location	Result
3-19-83	Amarillo, Texas!	L, 68-77

! = Women's NIT

TOLEDO		
Date	Location	Result
12-3-93	Charlottesville, Va.%	L, 79-85(OT)
12-20-14	New Orleans, La.^\	L, 48-64

% = Coca Cola Holiday Inn Classic
^\ = New Orleans Shootout

TOWSON STATE		
Date	Location	Result
1968-69	-- (WNIT)	W, 57-27
1969-70	-- (WNIT)	W, 44-30

TROY STATE		
Date	Location	Result
12-13-80	Martin, Tenn.!	W, 64-63

! = UT-Martin Christmas Tournament

TRUMAN STATE*		
Date	Location	Result
2-11-78	Kirksville, Mo.	W, 81-61

*Truman State was known as Northeast Missouri State until 1996

TULSA		
Date	Location	Result
3-3-82	Carbondale, Ill.	W, 90-50

UAB		
See: Alabama-Birmingham		

UCLA		
Date	Location	Result
12-19-81	--	L, 44-85

UNION		
Date	Location	Result
1-23-76	Jackson, Tenn.	L, 66-95
2-13-76	--	L, 69-83
1-29-77	--	L, 56-74
1-12-78	Jackson, Tenn.	L, 64-79
11-30-79	--	L, 62-72

UNLV		
Date	Location	Result
11-24-90	Las Vegas, Nev. @	L, 55-78

@ = 7-Up Desert Classic

UW-MILWAUKEE		
Date	Location	Result
3-15-17	Milwaukee, Wisc.^\	L, 53-81

^\ = Women's Basketball Invitational

VALPARAISO		
Date	Location	Result
1-21-18	Carbondale, Ill.	W, 74-63
2-16-18	Valparaiso, Ind.	W, 88-86 (2OT)
1-25-19	Carbondale, Ill.	W, 87-65
2-24-19	Valparaiso, Ind.	W, 58-47

VANDERBILT		
Date	Location	Result
12-12-80	Martin, Tenn.!	L, 83-85(OT)
11-29-82	Nashville, Tenn.	W, 72-69
12-10-83	--	L, 75-80
1-19-93	Nashville, Tenn.	L, 55-85
2-2-94	Carbondale, Ill.	L, 57-91
11-27-94	Nashville, Tenn.	L, 45-94
12-12-95	Carbondale, Ill.	L, 43-76
2-4-97	Nashville, Tenn.	L, 47-77
2-10-98	Carbondale, Ill.	L, 53-65
11-18-09	Carbondale, Ill.	L, 64-90
12-7-10	Nashville, Tenn.	L, 68-81

! = UT-Martin Christmas Tournament

VINCENNES		
Date	Location	Result
2-21-75	Vincennes, Ind.	W, 57-44

VIRGINIA		
Date	Location	Result
11-24-89	Honolulu, Hawaii#	L, 60-81

= Hawaii Wahine Classic

WASHINGTON STATE		
Date	Location	Result
12-3-83	Pullman, Wash.	W, 66-51
11-26-89	Honolulu, Hawaii#	L, 47-51

! = Dial Classic
= Hawaii Wahine Classic

WEBER STATE		
Date	Location	Result
11-19-05	Carbondale, Ill.	W, 55-48
12-2-06	Ogden, Utah	W, 54-41

WESTERN CAROLINA		
Date	Location	Result
1968-69	-- (WNIT)	L, 42-44

WESTERN ILLINOIS		
Date	Location	Result
1962-63	--	L, 32-39
1964-65	--	W, 51-24
1965-66	--	W, 26-21
1965-66	--	W, 53-34
1966-67	--	W, 41-23
1966-67	--	W, 33-19
1967-68	--	W, 26-17
1968-69	--	W, 43-9
1969-70	--	W, 34-24
1970-71	--	W, 37-14
1970-71	-- &	W, 55-29
1971-72	--	L, 43-49
1972-73	--	L, 38-48
1972-73	--	W, 49-39
1972-73	River Forest, Ill. &	W, 46-24
1973-74	--	L, 45-54
2-20-76	Macomb, Ill.	W, 60-50
1-27-77	--	W, 92-59
3-3-77	DeKalb, Ill. &	W, 89-41
2-10-78	Macomb, Ill.	L, 70-77
1-19-79	Carbondale, Ill. %	W, 71-61
1-12-80	Macomb, Ill.	L, 76-82
1-16-81	--	L, 77-82
2-20-82	Macomb, Ill.	W, 77-68
1-15-83	--	W, 71-39
1-21-84	Macomb, Ill.	W, 68-50
2-16-84	--	W, 101-64
1-12-85	Macomb, Ill.	W, 78-64
2-7-85	Carbondale, Ill.	W, 81-49
1-16-86	Macomb, Ill.	W, 77-47
2-14-86	Carbondale, Ill.	W, 79-47
1-24-87	Carbondale, Ill. (SIU: #16)	W, 73-51

2-19-87	Macomb, Ill. (SIU: #17)	W, 73-61
1-4-88	Macomb, Ill.	W, 89-63
1-28-88	Carbondale, Ill.	W, 80-46
1-14-89	Macomb, Ill.	W, 47-37
2-9-89	Carbondale, Ill.	W, 71-48
1-8-90	Carbondale, Ill.	W, 86-68
2-1-90	Carbondale, Ill.	W, 73-65
1-10-91	Macomb, Ill.	W, 78-51
2-9-91	Carbondale, Ill.	W, 57-49
2-1-92	Carbondale, Ill.	W, 75-59
2-27-92	Macomb, Ill.	W, 85-84
3-17-16	Macomb, Ill.^\	L, 97-99 (OT)

% = Saluki Invitational
& = IAAW State Tournament
^\ = WBI Tournament

WESTERN KENTUCKY		
Date	Location	Result
1-5-80	--	W, 56-53
2-21-81	Bowling Green, Ky.	L, 87-103
1-18-82	--	W, 68-63
11-30-82	Bowling Green, Ky.	L, 63-68
12-8-83	--	W, 66-60
12-5-84	Bowling Green, Ky.	L, 55-65
12-6-85	Carbondale, Ill.	L, 60-92
12-13-86	Bowling Green, Ky.	W, 64-63
12-19-87	Carbondale, Ill.	W, 76-58
12-4-88	Bowling Green, Ky.	L, 59-80
12-9-89	Carbondale, Ill.	W, 53-52
2-3-91	Bowling Green, Ky.	L, 58-66
11-23-07	Washington, DC%	L, 71-88
12-10-17	Carbondale, Ill.	L, 49-75
11-20-18	Bowling Green, Ky.	L, 76-83

% = Thanksgiving Tournament

WESTERN MICHIGAN		
Date	Location	Result
1972-73	East Lansing, Mich.	L, 32-47
11-25-09	Carbondale, Ill.	L, 77-82
11-24-10	Kalamazoo, Mich.	L, 52-56

WICHITA STATE		
Date	Location	Result
1-17-81	--	W, 77-69
12-21-81	Wichita, Kan.	L, 70-84
1-22-83	--	W, 63-56
1-28-84	Carbondale, Ill.	W, 81-44
2-23-84	Wichita, Kan.	L, 63-76
2-2-85	Wichita, Kan.	W, 43-34
2-28-85	Carbondale, Ill.	W, 57-52
1-4-86	Carbondale, Ill.	W, 71-60
3-3-86	Wichita, Kan.	W, 70-52
12-28-86	Wichita, Kan. (SIU: #20)	W, 70-54
2-28-87	Carbondale, Ill. (SIU: #15)	W, 80-49
1-15-88	Wichita, Kan.	W, 57-48
2-13-88	Carbondale, Ill.	W, 76-40
1-21-89	Carbondale, Ill.	W, 67-42
2-16-89	Wichita, Kan.	W, 56-54
1-27-90	Wichita, Kan.	W, 68-67(OT)
2-22-90	Carbondale, Ill.	W, 63-61
1-4-91	Carbondale, Ill.	W, 67-54
2-28-91	Wichita, Kan.	L, 60-64
1-2-92	Wichita, Kan.	W, 73-59
3-7-92	Carbondale, Ill.	W, 76-47
1-10-93	Wichita, Kan.	W, 74-61
2-27-93	Carbondale, Ill.	W, 68-56
1-29-94	Wichita, Kan.	L, 41-82
2-24-94	Carbondale, Ill.	W, 69-65
1-4-95	Carbondale, Ill.	L, 72-73
3-2-95	Wichita, Kan.	W, 66-63
1-2-96	Wichita, Kan.	W, 60-59
2-29-96	Carbondale, Ill.	W, 74-60
3-7-96	Des Moines, Iowa^\	W, 83-65
1-24-97	Carbondale, Ill.	W, 89-62
2-20-97	Wichita, Kan.	L, 58-81
12-30-97	Wichita, Kan.	L, 49-66
2-28-98	Carbondale, Ill.	W, 62-54
1-11-99	Carbondale, Ill.	W, 63-55
2-25-99	Wichita, Kan.	L, 49-79
1-15-00	Wichita, Kan.	L, 39-61
2-11-00	Carbondale, Ill.	L, 44-65
1-13-01	Carbondale, Ill.	L, 83-89
2-11-01	Wichita, Kan.	L, 64-80
1-14-02	Wichita, Kan.	L, 53-85
2-8-02	Carbondale, Ill.	L, 70-85
1-5-03	Carbondale, Ill.	L, 65-90

3-9-03	Wichita, Kan.	L, 70-82
1-22-04	Carbondale, Ill.	L, 67-75
2-19-04	Wichita, Kan.	L, 57-70
1-6-05	Wichita, Kan.	L, 52-67
2-3-05	Carbondale, Ill.	W, 70-43
1-14-06	Wichita, Kan.	L, 57-66
2-12-06	Carbondale, Ill.	L, 77-84(OT)
12-28-06	Wichita, Kan.	W, 74-64
3-3-07	Carbondale, Ill.	W, 72-39
1-10-08	Wichita, Kan.	W, 66-61
2-10-08	Carbondale, Ill.	W, 66-54
1-29-09	Carbondale, Ill.	W, 76-66(OT)
2-27-09	Wichita, Kan.	L, 64-73
1-30-10	Carbondale, Ill.	W, 63-56
2-28-10	Wichita, Kan.	L, 57-59
1-2-11	Wichita, Kan.	L, 53-76
3-3-11	Carbondale, Ill.	L, 46-69
1-21-12	Carbondale, Ill.	L, 68-78
2-17-12	Wichita, Kan.	L, 46-74
1-25-13	Carbondale, Ill.	L, 59-72
2-23-13	Wichita, Kan.	L, 55-80
1-31-14	Wichita, Kan.	L, 51-74
3-1-14	Carbondale, Ill.	W, 64-59
1-25-15	Wichita, Kan.	L, 61-80
2-22-15	Carbondale, Ill.	L, 61-69
1-22-16	Wichita, Kan.	L, 48-57
2-21-16	Carbondale, Ill.	W, 80-66
1-13-17	Carbondale, Ill.	W, 77-54
2-12-17	Wichita, Kan.	W, 61-58
3-10-17	Moline, Ill.^\	L, 60-73

^\ = MVC Tournament

WILLIAM WOODS		
Date	Location	Result
1-20-79	Carbondale, Ill. %	W, 59-49

% = Saluki Invitational

WINTHROP		
Date	Location	Result
12-20-01	Annapolis, Md. %	L, 65-72

% = Navy Classic

WISCONSIN		
Date	Location	Result
3-11-73	East Lansing, Mich.	L, 64-65
3-11-78	East Lansing, Mich.^\	L, 64-65
12-7-91	Madison, Wis.	W, 70-69
12-30-92	Carbondale, Ill.	W, 81-79
11-19-99	Carbondale, Ill.	L, 58-66
11-22-04	Madison, Wis.	L, 53-82

^\ = Midwest IAAW Regional Tournament

WISCONSIN-GREEN BAY		
Date	Location	Result
12-29-07	Carbondale, Ill.	L, 65-82
12-28-09	Green Bay, Wis.	L, 64-75

WISCONSIN-LA CROSSE		
Date</		

Alabama-Birmingham	0-3	Since 2004	Indiana State	49-46 Since 1969	San Diego State	3-0	Since 1985	
Albany	0-1	Since 2017	Iowa	0-1	Since 2005	San Francisco	1-1	Since 1991
Alton	1-0	Since 1980	IPFW	0-2	Since 2012	San Jose State	1-0	Since 1996
Arkansas	1-0	Since 1981	IUPUI	2-1 Since 2010	SEMO	29-7 Since 1962		
Arkansas State	1-1	Since 2008	Kansas State	0-2	Since 1971	Siena	1-0	Since 2015
Arkansas-Pine Bluff	1-0	Since 2001	Kent State	1-0	Since 1982	SIU Edwardsville	4-2 Since 1975	
Arizona State	1-2	Since 1992	Kentucky	0-4	Since 1982	SMU	0-1	Since 2001
Auburn	0-1	Since 1986	Lambuth College	1-0	Since 1979	South Alabama	1-1	Since 2005
Austin Peay	2-4	Since 2006	Lincoln Christian	1-0	Since 1964	South Dakota	0-1	Since 2016
Ball State	4-0	Since 1977	Long Island	0-1	Since 2004	South Dakota State	1-2	Since 2005
Belmont	0-1	Since 2003	Louisiana-Lafayette	0-1	Since 2001	Southern Mississippi	0-2	Since 2004
Bethune-Cookman	1-0	Since 2005	Louisiana State	1-0	Since 1987	Southwest Baptist	1-0	Since 1974
Bowling Green	0-1	Since 1975	Louisiana Tech	0-1	Since 1987	Springfield Coll. (Mass.)	1-0	Since 1970
Bradley	51-26 Since 1983		Louisville	3-4	Since 1978	Stanford	0-1	Since 1992
Brescia	1-0	Since 2016	Loyola (Ill.)	10-7 Since 1983	SUNY Cortland	1-0	Since 1970	
Cal-Long Beach	0-1	Since 1989	Marshall	3-3	Since 1993	Stephen F. Austin	1-1	Since 1981
Calvin College	0-2	Since 1973	Martin Methodist	1-0	Since 2017	Stetson	0-1	Since 2005
Central Arkansas	3-1	Since 2007	Maryland Eastern Shore	0-1	Since 2002	Tennessee	0-2	Since 1985
Central Florida	1-0	Since 1983	Maryville Coll. (Md.)	1-1	Since 1961	Tennessee State	4-1	Since 2002
Central Michigan	2-2	Since 1975	McNeese State (La.)	1-0	Since 1983	Tennessee Tech	0-13 Since 1987	
Central Missouri	2-3	Since 1977	Memphis	7-13 Since 1974	Texas A&M	1-1	Since 1979	
Chicago State	5-2	Since 1976	Mercer	3-0	Since 2003	Texas Tech	0-1	Since 1983
Cincinnati	1-0	Since 1979	Miami (Fla.)	0-2	Since 1995	Toledo	0-2	Since 1993
Colorado	1-2	Since 1992	Miami (Ohio)	1-0	Since 1973	Towson State	2-0	Since 1969
Colorado State	0-1	Since 2009	Michigan	1-0	Since 1977	Troy State	1-0	Since 1981
Concordia (Ill.) College	1-0	Since 1973	Michigan State	3-2	Since 1976	Tulsa	1-0	Since 1982
Creighton	15-35	Since 1983	Middle Tennessee St.	1-3	Since 1995	UCLA	0-1	Since 1982
Dartmouth	0-1	Since 1980	Minnesota	0-2	Since 1980	Union University	0-5	Since 1976
DePaul	3-10	Since 1979	Mississippi	0-1	Since 1992	UT Martin	9-11 Since 1973	
Detroit	1-1	Since 1994	Miss. Coll. for Women	0-1	Since 1969	UW Milwaukee	0-1	Since 2017
Drake	28-59 Since 1980		Missouri	5-8	Since 1977	Valparaiso	4-0 Since 2017	
Duke	0-1	Since 1997	Missouri-Kansas City	1-0	Since 2016	Vanderbilt	1-10	Since 1981
East Stroudsburg St. (Pa.)	0-1	Since 1970	Missouri-St. Louis	2-1	Since 1974	Vincennes (Ind.)	1-0	Since 1975
Eastern Illinois	38-6	Since 1961	Missouri State	29-54 Since 1978	Virginia	0-1	Since 1990	
Eastern Kentucky	2-0	Since 1978	Morehead State	2-2	Since 2013	Washington State	1-1	Since 1984
Eastern Michigan	1-0 Since 1982		Murray State	39-5 Since 1969	Weber State	2-0	Since 2005	
Evansville	32-28 Since 1985		Nebraska	0-1	Since 2002	Western Carolina	0-1	Since 1969
Florida	0-1	Since 2008	Nevada-Las Vegas	0-1	Since 1991	Western Illinois	35-8	Since 1963
Florida Atlantic	0-1	Since 2012	New Mexico	1-0	Since 1986	Western Kentucky	6-9	Since 1980
Florida A&M	1-0	Since 1983	North Carolina St.	1-0	Since 1992	Western Michigan	0-3	Since 1973
Florida International	1-0	Since 1995	NE Missouri State	1-0	Since 1978	Wichita State	39-34	Since 1981
Georgia	0-1	Since 1988	Northeastern Illinois	1-0	Since 1975	William Woods	1-0 Since 1979	
Georgia Southern	1-0	Since 1999	Northern Arizona	1-0	Since 1987	Winthrop	0-1	Since 2002
Grand View College	0-1	Since 1976	Northern Illinois	12-14	Since 1959	Wisconsin-LaCrosse	2-2	Since 1971
Green Bay	0-2	Since 2007	Northern Iowa	35-41 Since 1984	Wisconsin-Oshkosh	1-1	Since 1973	
Greenville College	3-1	Since 1962	NW Missouri State	1-2	Since 1979	Wisconsin	2-3	Since 1978
Hartford	1-0	Since 2018	Northwestern	1-9	Since 1977	Wright State	0-4	Since 2010
Harvard	0-1	Since 1996	Oakland (Mich.)	1-0	Since 1979	2019-20 Opponents in Bold		
Hawaii	1-0	Since 1983	Ohio State	0-2	Since 1977			
Hofstra	0-1	Since 2008	Oklahoma	1-2	Since 1980			
Holy Cross	1-0	Since 1991	Oklahoma City	1-0	Since 1985			
Idaho State	1-0	Since 1993	Old Dominion	0-1	Since 1994			
Illinois	21-15	Since 1966	Olivet Nazarene	1-0	Since 1972			
Illinois Central	2-0	Since 1974	Oregon State	1-2	Since 1983			
Illinois-Chicago	9-4	Since 1976	Principia	13-0	Since 1960			
Illinois State	49-63 Since 1962		Puerto Rico	1-0	Since 1997			
Illinois Wesleyan	1-0	Since 1964	Purdue	5-5	Since 1978			
Indiana	3-12	Since 1972	Quincy College	1-0	Since 1972			
Indiana Central	1-0	Since 1970	Saint Louis	12-9 Since 1970				

SIUTOTALS**OPPONENTTOTALS**

<u>Year</u>	<u>FG%</u>	<u>FT%</u>	<u>PPG</u>	<u>RPG</u>	<u>TO</u>	<u>Year</u>	<u>FG%</u>	<u>FT%</u>	<u>PPG</u>	<u>RPG</u>	<u>TO</u>
1977-78	.426	.578	64.3	36.9	---	1977-78	.384	.662	53.2	32.2	---
1978-79	.447	.655	66.9	36.5	---	1978-79	.379	.625	59.2	34.0	---
1979-80	.415	.622	63.4	34.2	20.0	1979-80	.423	.654	66.3	33.9	17.5
1980-81	.460	.602	75.3	35.7	22.5	1980-81	.440	.690	76.6	37.3	21.0
1981-82	.449	.620	69.3	42.0	23.3	1981-82	.419	.712	68.3	39.3	19.8
1982-83	.502	.612	71.5	39.2	19.1	1982-83	.422	.682	61.8	34.2	18.8
1983-84	.501	.674	73.3	40.3	17.3	1983-84	.405	.684	57.6	30.9	18.5
1984-85	.500	.606	66.7	37.8	17.6	1984-85	.412	.670	55.8	31.4	16.6
1985-86	.489	.624	69.3	40.3	17.7	1985-86	.413	.636	55.0	30.4	18.9
1986-87	.493	.623	70.1	38.4	16.1	1986-87	.410	.697	56.9	32.2	18.8
1987-88	.462	.661	66.6	37.0	18.1	1987-88	.412	.701	59.7	33.6	19.5
1988-89	.438	.668	60.9	37.0	18.9	1988-89	.393	.711	57.5	33.6	18.0
1989-90	.457	.707	65.0	38.3	17.6	1989-90	.426	.655	62.4	32.0	14.7
1990-91	.445	.713	66.0	39.0	15.6	1990-91	.400	.682	58.7	32.9	15.5
1991-92	.448	.683	74.1	40.8	17.5	1991-92	.420	.719	65.8	36.1	18.1
1992-93	.448	.652	71.1	40.5	16.6	1992-93	.439	.720	65.0	32.7	18.5
1993-94	.440	.616	70.6	37.6	18.4	1993-94	.441	.702	72.8	40.2	19.5
1994-95	.424	.573	73.8	42.3	18.9	1994-95	.422	.638	68.7	41.3	21.8
1995-96	.416	.631	67.8	40.5	18.2	1995-96	.397	.711	64.1	39.1	20.9
1996-97	.424	.589	66.6	38.8	14.4	1996-97	.426	.667	68.2	39.8	15.1
1997-98	.426	.608	60.9	37.0	19.3	1997-98	.424	.659	64.6	34.4	16.3
1998-99	.392	.644	56.9	36.6	22.3	1998-99	.432	.711	69.1	37.4	18.3
1999-00	.380	.618	54.4	38.1	20.9	1999-00	.408	.697	63.0	36.9	18.7
2000-01	.407	.740	66.5	38.8	18.6	2000-01	.428	.719	73.8	37.9	16.6
2001-02	.363	.701	59.7	38.3	20.1	2001-02	.419	.673	73.8	42.7	16.8
2002-03	.382	.711	63.1	38.1	21.3	2002-03	.422	.719	75.0	40.7	18.1
2003-04	.383	.643	58.8	36.3	20.0	2003-04	.445	.721	76.4	40.1	14.9
2004-05	.392	.684	54.3	31.4	19.0	2004-05	.444	.716	70.1	38.1	14.9
2005-06	.421	.715	62.8	35.5	15.8	2005-06	.433	.692	65.4	36.4	15.4
2006-07	.453	.701	64.0	33.8	15.4	2006-07	.425	.705	60.2	31.5	16.3
2007-08	.414	.690	67.2	34.2	14.9	2007-08	.455	.764	69.8	38.2	17.1
2008-09	.405	.650	60.0	32.8	17.6	2008-09	.442	.698	66.6	36.6	17.1
2009-10	.372	.670	61.3	37.3	19.0	2009-10	.419	.688	70.5	41.8	17.0
2010-11	.346	.646	50.9	36.6	23.0	2010-11	.400	.695	70.2	40.9	15.1
2011-12	.377	.659	62.9	39.2	19.9	2011-12	.395	.692	69.8	41.5	15.9
2012-13	.377	.640	60.8	36.5	18.2	2012-13	.429	.719	74.5	42.1	14.4
2013-14	.368	.671	56.5	38.9	19.4	2013-14	.426	.667	71.3	39.1	13.1
2014-15	.413	.690	66.2	39.5	15.1	2014-15	.431	.712	67.0	35.4	12.5
2015-16	.406	.678	69.2	42.2	13.9	2015-16	.404	.685	66.4	37.7	13.4
2016-17	.409	.695	64.1	36.6	14.2	2016-17	.414	.653	64.7	37.4	12.8
2017-18	.406	.663	64.1	35.4	15.8	2017-18	.395	.735	63.4	36.5	17.1
2018-19	.409	.654	65.9	38.1	15.3	2018-19	.400	.725	64.0	33.9	15.5

SINGLE-GAME RECORDS

Most Points	104	vs. Brescia (11/26/16)
Least Points	31	at Evansville (02/23/14)
Most Rebounds	64	vs. Wichita State (12/21/81)
Least Rebounds	20	vs. Drake (01/19/85)
Highest Winning Margin	54	vs. Millikin (02/22/75)
Most Assists	30	vs. Western Illinois (01/08/90)
Most Steals	21	vs. Northern Iowa (12/08/94)
Most Blocks	11	2x, last at Indiana State (12/31/17)
Most FGs Made	43	2x, last vs. N. Iowa (01/05/87)
Most FGs Attempted	92	vs. Bradley (01/02/14)
Best FG Percentage	.702	vs. Western Illinois (01/08/90)
Worst FG Percentage	.197	vs. Wichita State (01/29/94)
Most FTs Made	35	vs. Arkansas Pine Bluff (12/02/00)
Most FTs Attempted	46	vs. Arkansas Pine Bluff (12/02/00)
Best FT Percentage	1.000	2x, last vs. Evansville (02/22/08)
Worst FT Percentage	.000	2x, last at Northern Iowa (02/10/05)
Most Turnovers	39	at Evansville (01/15/11)
Least Turnovers	4	3x, last vs. Evansville (03/03/18)
Least Points in a Half	8	at Evansville (02/23/14)

SINGLE-SEASON RECORDS

Most Points	2,409	1980-81
Highest Scoring Avg.	75.3 ppg	1980-81
Highest Scoring Margin	439, +15.7	1983-84
Most Rebounds	1,392	2015-16
Highest Rebounding Average	46.6	1976-77
Most Assists	552	1980-81
Most Steals	330	1994-95
Most Blocks	155	2010-11
Most FGs Made	1,026	1980-81
Most FGs Attempted	2,230	1980-81
Best FG Percentage	.502	1982-83
Most FTs Made	454	1982-83
Most FTs Attempted	742	1982-83
Best FT Percentage	.740	2000-01
Most 3FGs Made	222	2016-17
Most 3FGs Attempted	663	2015-16
Best 3FG Percentage	.384	1991-92

WIN/LOSS RECORDS

CONSECUTIVE WINS IN A SEASON

23	1985-86
18	1986-87
11	1983-84
11	1982-83
10	1986-87
10	1978-79
9	1988-89
8	1994-95
8	2006-07
7	1995-96

CONSECUTIVE LOSSES IN A SEASON

20	2010-11
15	2001-02
11	2002-03
10	2004-05
9	2003-04
8	2013-14
8	2009-10
8	2004-05
7	2009-10
7	2000-01
7	1998-99

CONSECUTIVE HOME WINS IN A SEASON

15	1986-87
14	1978-79
13	1990-91
10	1985-86
10	1983-84

CONSECUTIVE HOME WINS MULTIPLE SEASONS

26	12/7/85 to 12/12/87
----	---------------------

CONSECUTIVE MVC WINS IN A SEASON

8	2006-07
8	1994-95
7	1995-96
6	1992-93
6	2006-07

CONSECUTIVE GATEWAY CONFERENCE WINS IN A SEASON

20	1986-87
18	1985-86
10	1983-84

CONSECUTIVE GATEWAY WINS MULTIPLE SEASONS

39	1/14/86 to 12/30/87
----	---------------------

CONFERENCE HISTORY

SIU WAS A MEMBER OF THE GATEWAY CONFERENCE FROM 1983-92. DURING THE 1992-93 SEASON, THE GATEWAY CONFERENCE BECAME THE MISSOURI VALLEY CONFERENCE.

REGULAR SEASON CONFERENCE TITLES

Year	Overall	Conference
1985-86	25-4	18-0
1986-87	28-3	18-0
1989-90	21-10	14-4
2006-07	21-11	16-2

Note: SIU's back-to-back perfect league slates is a feat that was never matched in Gateway Conference history.

CONFERENCE TOURNAMENT TITLES

Year	Overall	Conference
1986-87	28-3	18-0
1989-90	21-10	14-4

Note: SIU defeated Eastern Illinois, 53-51 in the 1986-87 title game. SIU defeated Illinois State, 71-54 in the 1989-90 title game. The Salukis made it to the title game of the 1992-93 MVC Tournament, but fell to Southwest Missouri State, 54-53.



2018-19 OPPONENT IND. HIGHS

Points	30	Gonzales, Janae LOYOLA CHICAGO (01/27/19)
	30	Hittner, Becca at Drake University (02/03/19)
	28	Rucker, Kari NORTHERN IOWA (03/03/19)
Field Goals Made	11	Gonzales, Janae LOYOLA CHICAGO (01/27/19)
	11	Goods, Simone ILLINOIS STATE (02/17/19)
Field Goals Att.	21	Willard, Alexa MISSOURI STATE (02/08/19)
FG Pct (min 10 made)	.786 (11-14)	Goods, Simone ILLINOIS STATE (02/17/19)
3-Point FG Made	8	Gonzales, Janae LOYOLA CHICAGO (01/27/19)
3-Point FG Att.	13	Gonzales, Janae LOYOLA CHICAGO (01/27/19)
3-Pt FG Pct (min 4 made)	.857 (6-7)	GIVENS, Dee at Western Kentucky (11/20/18)
Free Throws Made	15	Rhine, Sara at Drake University (02/03/19)
Free Throws Att.	17	Rhine, Sara at Drake University (02/03/19)
FT Pct (min 7 made)	1.000 (8-8)	ELGEDAWY, Raneem at Western Kentucky (11/20/18)
	1.000 (8-8)	Frantz, Jordyn at Saint Louis (11/29/18)
	1.000 (8-8)	Goods, Simone at Illinois State (01/18/19)
	1.000 (8-8)	Morgan, Mikaela NORTHERN IOWA (03/03/19)
	1.000 (8-8)	Lee, Tamara at Indiana State (03/07/19)
	1.000 (7-7)	Haack, Gabi at Bradley (01/20/19)
Rebounds	14	Franklin, Jasmine at Missouri State (01/13/19)
Assists	7	Wallace, Tiara LOYOLA CHICAGO (01/27/19)
Steals	4	Mbulito, Iris vs Arizona State (11/24/18)
	4	Gitzen, Danielle at Missouri State (01/13/19)
	4	Petree, Lasha at Bradley (01/20/19)
	4	Howell, Ellie at Northern Iowa (02/01/19)
	4	Franklin, Jasmine MISSOURI STATE (02/08/19)
	4	Bachrodt, Sammie DRAKE UNIVERSITY (03/01/19)
Blocked Shots	3	Taylor, Jocelyn SOUTHEAST MISSOURI STATE (11/14/18)
	3	Lindfors, Amber at Saint Louis (11/29/18)
	3	Talbot, Megan at Illinois State (01/18/19)
	3	Coffman, Kaylan at Evansville (03/09/19)
Turnovers	8	Harbison, Ciaja at Saint Louis (11/29/18)
	8	O'Reilly, Katelyn IUPUI (12/21/18)
Fouls	5	Perry, Chelsey at UT Martin (11/09/18)
	5	Waldrop, Maddie at UT Martin (11/09/18)
	5	Smith, Sierra vs Hartford (11/23/18)
	5	Zars, Evan at Saint Louis (11/29/18)
	5	Ellenson, Ella VALPARAISO (01/25/19)
	5	Rice, Ellie LOYOLA CHICAGO (01/27/19)
	5	Meyer, Alexis LOYOLA CHICAGO (01/27/19)
	5	Burich, Monica at Drake University (02/03/19)
	5	Franklin, Jasmine MISSOURI STATE (02/08/19)
	5	Brackmann, Chelsea BRADLEY (02/15/19)
	5	White, Nyjah BRADLEY (02/15/19)
	5	Gunnels, Bre NORTHERN IOWA (03/03/19)
	5	Hillyard, Heidi NORTHERN IOWA (03/03/19)
	5	Webb, Tierra at Indiana State (03/07/19)

2018-19 OPPONENT TEAM HIGHS

Points	95	at UT Martin (11/09/18)
	94	at Drake University (02/03/19)
	82	vs Arizona State (11/24/18)
Field Goals Made	28	NORTHERN ILLINOIS (12/07/18)
Field Goal Attempts	66	at UT Martin (11/09/18)
Field Goal Percentage	.560 (28-50)	vs Arizona State (11/24/18)
3 PT Field Goals Made	10	NORTHERN IOWA (03/03/19)
3 PT Field Goals Attempted	24	NORTHERN IOWA (03/03/19)
3 PT Field Goal Percentage	.529 (9-17)	vs Arizona State (11/24/18)
Free Throws Made	26	at UT Martin (11/09/18)
Free Throws Attempted	34	at UT Martin (11/09/18)
Free Throw Percentage	.882 (15-17)	VALPARAISO (01/25/19)
Rebounds	44	BRADLEY (02/15/19)
Assists	17	vs Arizona State (11/24/18)
Steals	14	MISSOURI STATE (02/08/19)
Blocked Shots	7	SOUTHEAST MISSOURI STATE (11/14/18)
Turnovers	23	SOUTHEAST MISSOURI STATE (11/14/18)
Fouls	25	BRADLEY (02/15/19)

ALL-TIME OPPONENT IND. HIGHS

Points	43	2x, last by Amanda Hyde, IPFW (11/29/12)
Rebounds	23	Tricia Wakely, Drake (3/9/94)
FG Made	16	2x, last by Amanda Hyde, IPFW (11/29/12)
FG Att.	30	Sharon Carroll, Ill.-Chicago (12/15/79)
FG Pct. (min. 5)	1.000	Johanna Solverson (6-6), Iowa (11/19/04)
FT Made	18	Tyonna Snow, Missouri State (2/21/13)
FT Att.	26	Tyonna Snow, Missouri State (2/21/13)
FT Percentage	1.000	Several Tied
Consecutive FT	23	Lisa Robinson, Illinois
3-Point FG Made	8	Janae Gonzales, Loyola (1/27/19)
3-Point FG Att.	15	Madison Weekly vs. Northern Iowa (1/3/16)
Assists	18	Connie Newlin, Drake (12/6/80)
Steals	8	Brianna Lawrence, Tennessee St. (11/21/15)
Blocks	8	2x, last by Jordan Hunter, SEMO (12/5/12)

ALL-TIME OPPONENT TEAM HIGHS

Points	110	at Missouri (12/16/12)
Least Points	16	Milliken (12/8/79)
Most Rebounds	59	2x, last Vanderbilt (11/27/94)
Least Rebounds	16	Western Illinois (1/8/90)
Most Field Goals Made	47	Central Missouri (12/8/79)
Most Field Goals Attempted	95	Drake (1/30/81)
Least Field Goals Made	7	Milliken (12/8/79)
Most Free Throws Made	38	Indiana State (2/25/11)
Most Free Throws Attempted	52	Indiana State (2/25/11)
Least Free Throws Attempted	2	2x, last Drake (1/24/98)
Most 3-Pt. Field Goals Made	13	2x, last Illinois State (1/29/05)
Most 3-Pt. FG Attempted	34	Illinois State (2/14/04)
Best Field Goal Percentage	.635	Drake (33-52) (1/19/85)
Best Free Throw Percentage	1.000	7x, last Drake (7-7) (2/19/06)
Best 3-Point FG Percentage	1.000	Four Times
Worst Field Goal Percentage	.232	Illinois-Chicago (3/2/79)
Worst Free Throw Percentage	.167	Missouri State (1-6) (3/2/85)
Most Field Goals Missed	64	Drake (31-95) (1/30/81)
Most Free Throws Missed	16	Creighton (25-41) (1/30/95)
Assists	28	Western Illinois (2/27/92)
Steals	21	6x, last Mo. State (1/24/04)
Blocks	11	2x, last Northern Iowa (1/4/05)



1990 GATEWAY CONF. CHAMPS

ALL-TIME POSTSEASON TOURNAMENT TEAMS



1982-83 NCAA WOMEN'S INVITATIONAL
3RD PLACE (22-11)

NO.	NAME	HT.	YR.	HOMETOWN
10	D.O. PLAB	5-7	G	MASCOUTAH, ILL.
13	SUSAN WRIGHT	5-10	G	BRIDGEPORT, ILL.
22	CHAR WARRING	6-2	F-C	CHICAGO, ILL.
23	LINDA WILSON	6-2	C	NILES, ILL.
30	ELEANOR CARR	5-6	G	MOBERLY, MO.
31	PAM MANN	5-7	G	ALBION, ILL.
33	ROSE PEEPLES	5-8	F-G	PEORIA, ILL.
34	PETRA JACKSON	5-9	F-G	UNIVERSITY CITY, MO.
41	KIM FRICK	5-11	F	BEARSTOWN, ILL.
42	ELLEN O'BRIEN	5-11	F	DOWNERS GROVE, ILL.
43	CONNIE PRICE	6-3	F-C	ST. CHARLES, MO.
44	SUE FABER	6-0	F-C	WAYNE, N.J.
52	CHERI BACON	6-0	F	CRYSTAL LAKE, ILL.
54	TERRY SCHMITTGENS	5-11	F	CRESTWOOD, MO.



1985-86 GATEWAY CONFERENCE CHAMPIONS
NCAA TOURNAMENT (25-4)

NO.	NAME	HT.	YR.	HOMETOWN
12	DANI FITZPATRICK	5-8	G	ST. LOUIS, MO.
14	TONDA SEALS	5-7	G	WILSON, ARK.
20	ANN KATTREH	5-9	F	KOHLER, WIS.
21	MARIALICE JENKINS	5-7	G	FORDSVILLE, KY.
22	MARY NOBLE	5-7	G	ST. LOUIS, MO.
23	LINDA WILSON	6-1	C	NILES, ILL.
30	ANNE THOUVENIN	5-6	G	MASCOUTAH, ILL.
32	MARY BERGHUIS	6-2	C	BRILLION, WIS.
34	PETRA JACKSON	5-9	F-G	UNIVERSITY CITY, MO.
35	BRIDGETT BONDS	5-11	F	ST. LOUIS, MO.
40	COZETTE WALLACE	6-1	F	LAWRENCEBURG, TENN.
42	DEB KOHER	6-4	C	LIGONIER, IND.
50	ELLEN O'BRIEN	5-11	F	DOWNERS GROVE, ILL.
54	CATHY KAMPWERTH	6-4	C	HIGHLAND, ILL.



1986-87 GATEWAY CONFERENCE CHAMPIONS
NCAA TOURNAMENT (28-3)

NO.	NAME	HT.	YR.	HOMETOWN
12	DANI FITZPATRICK	5-8	G	ST. LOUIS, MO.
14	TONDA SEALS	5-7	G	WILSON, ARK.
20	ANN KATTREH	5-9	F	KOHLER, WIS.
21	MARIALICE JENKINS	5-7	G	FORDSVILLE, KY.
22	CINDY FARR	5-9	G	OPELIKA, ALA.
23	EILEEN RICHARDSON	5-8	G	INDIANAPOLIS, IND.
30	ANNE THOUVENIN	5-6	G	MASCOUTAH, ILL.
31	DEANNA KIBELKIS	5-11	F	MIDLOTHIAN, ILL.
32	MARY BERGHUIS	6-2	C	BRILLION, WIS.
34	REGINA BANKS	5-10	F	VENICE, ILL.
35	BRIDGETT BONDS	5-11	F	ST. LOUIS, MO.
40	COZETTE WALLACE	6-1	F	LAWRENCEBURG, TENN.
42	DEB KOHER	6-4	C	LIGONIER, IND.
54	CATHY KAMPWERTH	6-4	C	HIGHLAND, ILL.

ALL-TIME POSTSEASON TOURNAMENT TEAMS



1989-90 GATEWAY CONFERENCE CHAMPIONS
NCAA TOURNAMENT (21-10)

NO.	NAME	HT.	YR.	HOMETOWN
3	ALISON SMITH	5-9	G	TROY, MD.
5	ANITA SCOTT	5-6	G	ST. LOUIS, MO.
10	ANGIE ROUGEAU	5-10	G-F	MEMPHIS, TENN.
20	CYD MITCHELL	6-1	F	HARRISBURG, ILL.
21	COLLEEN HEIMSTEAD	5-9	G	ELK MOUND, WIS.
22	KARRIE REDEKER	5-9	G	ONARGA, ILL.
24	GRACE JOHNSON	5-9	F	KANKAKEE, ILL.
31	DEANNA KIBELKIS	5-11	F	MIDLOTHIAN, ILL.
32	AMY HORSTMAN	6-1	F	LA CROSSE, WIS.
33	KERRI HAWES	6-1	C	HARTFORD, KY.
34	AMY RAKERS	6-2	F	BELLEVILLE, ILL.
40	KELLY FIRTH	6-1	C	SPRINGFIELD, ILL.
43	CHERYL WEIS	6-1	C	INDIANAPOLIS, IND.



1991-92 NCAA TOURNAMENT
MIDWEST REGIONAL (23-8)

NO.	NAME	HT.	YR.	HOMETOWN
5	ANITA SCOTT	5-6	G	ST. LOUIS, MO.
10	ANGIE ROUGEAU	5-10	G-F	MEMPHIS, TENN.
15	KAREN POWELL	5-9	G	LANCASTER, KY.
21	COLLEEN HEIMSTEAD	5-9	G	ELK MOUND, WIS.
22	KARRIE REDEKER	5-9	G	ONARGA, ILL.
23	ROBIN SMITH	5-6	G	TROY, MD.
32	AMY HORSTMAN	6-1	F	LA CROSSE, WIS.
33	CHERYL NORRELL	5-5	G	CHICAGO, ILL.
34	RACQUEL RANSOM	6-1	F	EAST ST. LOUIS, ILL.
40	KELLY FIRTH	6-1	C	SPRINGFIELD, ILL.
42	TIFFANY BOLDEN	5-11	F	KANSAS CITY, KAN.
53	KELLY GEISTLER	6-3	C	MAPLE GROVE, MINN.
54	ENDIA JOINER	6-0	F	MEMPHIS, TENN.



2006-07 MVC REGULAR-SEASON CHAMPIONS
NIT SECOND ROUND (21-11)

NO.	NAME	HT.	YR.	HOMETOWN
2	COURTNEY GRANT	5-5	G	OLATHE, KAN.
5	KACI BAILEY	5-7	G	DRESDEN, TENN.
11	JAYME SWEERE	5-9	G	SPRINGFIELD, MD.
22	ERICA SMITH	5-7	G/F	FLORISSANT, MD.
24	DEBBIE BURRIS	5-10	G	PARSONS, KAN.
33	ERIN PAUK	5-6	G	ST. CHARLES, MD.
34	CORTNEY SALES	6-0	F	DETROIT, MICH.
40	JASMINE GIBSON	5-10	F	KANSAS CITY, MO.
41	DANA OLSEN	6-1	F	OVERLAND PARK, KAN.
42	CARLAI MOORE	6-1	F	KANSAS CITY, MO.
45	GENTRY DIETZ	6-2	F/C	OMAHA, NEB.

ALL-TIME POSTSEASON TOURNAMENT TEAMS



2015-16 WOMEN'S BASKETBALL INVITATIONAL (20-13)

NO.	NAME	HT.	YR.	HOMETOWN
0	DYANA PIERRE	6-2	F/C	PORT ST. LUCIE, FLA.
2	BLAIR STEPHENSON	5-7	G	ST. LOUIS, MO.
3	OLIVIA BOWLING	5-9	G	NEW HAVEN, KY.
10	CARTAESHA MACKLIN	5-6	G	MAYO, FLA.
13	RISHONDA NAPIER	5-5	PG	BURBANK, CALIF.
22	TIAJANEY HAWKINS	5-10	G/F	E. CHICAGO, IND.
24	KIM NEBO	6-1	F	KATY, TEXAS
32	KYLIE GIEBELHAUSEN	6-1	G	E. PEORIA, ILL.
33	AZIA WASHINGTON	6-0	F	LEE'S SUMMIT, MO.
35	CELINA VANHYFTE	6-0	F/C	ANNAWAN, ILL.
40	CARLIE CORRIGAN	5-11	G/F	PLAINFIELD, ILL.
42	ASHLEY HUMMEL	6-1	F/C	HILLIARD, OHIO



2016-17 WOMEN'S BASKETBALL INVITATIONAL (16-15)

NO.	NAME	HT.	YR.	HOMETOWN
3	OLIVIA BOWLING	5-9	G	NEW HAVEN, KY.
10	BRITTNEY PATRICK	5-6	G	BOLINGBROOK, ILL.
13	RISHONDA NAPIER	5-5	PG	BURBANK, CALIF.
15	CAITLYN CLAUSSEN	6-0	G/F	MANHATTAN, KAN.
22	TIAJANEY HAWKINS	5-10	G/F	EAST CHICAGO, IND.
23	KRISTEN NELSON	5-9	G	FARMINGTON HILLS, MICH.
24	KIM NEBO	6-1	F	KATY, TEXAS
31	LAUREN HARTMAN	6-3	F/C	TREMONT, ILL.
32	KYLIE GIEBELHAUSEN	6-1	G	EAST PEORIA, ILL.
34	NICOLE MARTIN	6-1	F	JEFFERSON CITY, MO.
35	CELINA VANHYFTE	6-0	F/C	ANNAWAN, ILL.
40	CARLIE CORRIGAN	5-11	G/F	PLAINFIELD, ILL.
42	ASHLEY HUMMEL	6-1	F/C	HILLIARD, OHIO



1986 GATEWAY CONF. CHAMPS

0

Carri Hassell 1994
 Dyana Pierre 2012-2016

1

Clarise Jones 2004
 Christine Presswood 2008-10
 Antishia Wright 2011-12

2

Courtney Grant 2007
 Taylor Ignoto 2011
 Linzi Moore 2013
 Blair Stephenson 2015-16

3

Alison Smith 1990-91
 Jessie Phillips 1997-99
 LaToya Graves 2000
 Amy Hayden 2003-06
 Olivia Patterson 2010
 Ariel Haynes 2012-15
 Olivia Bowling 2016-18
 Kezia Martin 2019

4

Deanna Sanders 1988-89
 Tiffany Spencer 1994-97
 Wendy Goodman 2002-05
 Brooke LeMar 2011-12

5

Diane Beidick 1988
 Anita Scott 1990-93
 Kim Holloway 1999-00
 Kaci Bailey 2006-09
 Katerina Garcia 2010
 Hannah Shores 2014-15
Caitlin Link 2019-pres.

10

DD Plab 1981-84
 Angie Rougeau 1990-93
 Heather Slater 1993-96
 Tiffany Traylor 1998-99
 Christine Perry 2002-03
 Elyse Morris 2004-06
 Brenna Saline 2008
 Nneka Nwani 2010-11
 Cartaesha Macklin 2012-16
Brittney Patrick 2017-pres.

11

Nikki Gilmore 1993-96
 Molly McDowell 2000-03
 Jayme Sweere 2005-08
 Raquel Miller 2011-12
 Micah Norris 2015

12

Lori Sackman 1977-79
 Dana Fitzpatrick 1986-89
 Lynn Morancie 2000
 Tanaeya Worden 2008
 Lacie Ward 2009
 Katie Wagner 2010
 Mercedes Griffin 2012-15
Makenzie Silvey 2018-pres.

13

Pam Rendine 1977
 Susan Wright 1981-83
 Paris Campbell 2008
 Eboni Crayton 2010-11
 Rishonda Napier 2013-17

14

Lori Swanson 1984
 Tonda Seals 1986-89
 Courtney Smith 1998-01
 Dana Pinkston 2003-04
 Eryn Stephenson 2009
 Ashley Giritharan 2010-11
Frankie Kokkines 2020-pres.

15

Cindy Bukauskas 1979
 Joyce Gallagher 1980
 Roslyn Bartley 1981-82
 Karen Powell 1991-94
 Julie Madura 2004
 Karlee Myers 2009
 Stephany Neptune 2010
 Charnise Mitchell 2011-12
 Jameeka Bouie 2013-14
Caitlyn Claussen ... 2017-pres.

20

Ann Kattreh 1984-87
 Cyd Mitchell 1988-91
 LaQuanda Chavours 1993-96
 Daphney Desamours 2004-05
 Katrina Swingler 2008-11
 Jaleesa Armstrong 2012
Gabby Walker 2020-pres.

21

Vicky King 1973-76
 Vicki Stafko 1979-81
 Marialice Jenkins 1984-87
 Colleen Heimstead 1989-92
 Beth Hasheider 1995-98
 Bernetra Grayer 2004-05
 CiCi Shannon 2011-12
Payton McCallister 2019-pres.

22

Char Warring 1981-84
 Mary Noble 1985-86
 Cindy Farr 1987-88
 Karrie Redeker 1989-92
 Niki Washington 1997
 Terica Hathaway 1998-01
 Hillary Phillips 2002-03
 Lecretia Akines 2004-05
 Erica Smith 2006-09
 Teri Oliver 2010-12
 Tiajaney Hawkins 2016-18
Allea Potter 2020-pres.

23

Sandy Lemon 1977-79
 Sandy Martin 1979-82
 Linda Wilson 1983-86
 Eileen Richardson 1987-90
 Robin Smith 1992-93
 O'Desha Proctor 1996-99
 Danielle Lawary 2000-02
 Jordyn Courier 2011-14
Kristen Nelson 2017-pres.

24

Jill Pomeranke 1978-79
 Connie Erickson 1980
 Grace Johnson 1989-91
 Tracy Holscher 1993-96
 Jodi Heiden 2001-04
 Debbie Burris 2007-08
 Alex Hart 2009
 Renee Reed 2011
 Kim Nebo 2014-17

25

Lynne Williams 1977-80
 Beth Stevenson 1980-82
 Holly Teague 2001-02
 Katy Freeman 2005-06
Abby Brockmeyer . 2018-pres.

30

Mary Biondi 1978-79
 Eleanor Carr 1983-84
 Anne Thouvenin 1985-88
 Alissa Jaehnke 2003
 Ellen Young 2008

31

Robin Deterding 1977-78
 Diane Ruby 1979-81
 Pam Mann 1982-83
 Deanna Kibelkis 1987-90
Lauren Hartman 2017-pres.

32

Jane Evers 1979
 Kellye Rogers 1980
 Mary Berghuis 1985-88
 Amy Horstman 1989-92
 Heather Whalin 1996-97
 Janina Lopez 2000
 Tiffany Crutcher 2001-04
 Theresa Parker 2006
 Olivia Lett 2009-10
 Sidney Goins 2011-14
 Kylie Giebelhausen 2015-18

33

Bonnie Foley 1976-79
 Kathy Pabst 1979-80
 Cynthia Joy 1982
 Rose Peeples 1983
 Kerri Hawes 1989-90
 Tanya Drndarevic 1991
 Cheryl Norrell 1992
 Kasia McClendon 1994-97
 Geshla Woodard 1999-02
 Laura Cooper 2004
 Erin Pauk 2005-08
 Adrienne Griffith 2009-10
 Azia Washington 2013-16
Rachel Pudlowski . 2018-pres.

34

Mary Boyes 1980-82
 Petra Jackson 1983-86
 Regina Banks 1987-88
 Amy Rakers 1988-91
 Racquel Ransom 1992-95
 Melaniece Bardley 1997-00
 Danette Jones 2002-05
 Cortney Sales 2007-08
 Nicole Howe 2009-10
 Rani Brandon 2011
Nicole Martin 2017-pres.

35

Theresa Burgard 1976-79
 Mary Scheafer 1980
 Lori Peterson 1981
 Mary Marable 1982
 Bridgett Bonds 1985-88
 Branda Anderson 1995-98
 Megan Miller 2002-03
 Celina VanHyfte 2015-19
Awa Keita 2020-pres.

40

Yvonne Ruddock 1979

Leola Greer 1980-81
 Cozette Wallace 1984-87
 Kelly Firth 1990-93
 Maria Niebrugge 1998-01
 Stephanie Brown 2003-04
 Jasmine Gibson 2006-09
 Carlie Corrigan 2014-17

41

Jackie Lott 1976-79
 Barb Verderber 1980-81
 Kim Frick 1982-83
 Dana Olsen 2007

42

Alondray Rogers 1980-81
 Genevelyn Hicks 1985
 Deb Koher Plummer 1986-88
 Tiffany Bolden 1991-93
 Theia Hudson 1995-98
 Leah Holcomb 1999
 Angela Tolbert 2001-02
 Carlai Moore 2005-07
 Alexus Patterson 2012-15
 Ashley Hummel 2016-18

43

Kathy Schappaugh 1978-79
 Connie Price 1981-84
 Lisa Dye 1984-85
 Cheryl Weis 1990-91
 Ann Morgan 1997-00

44

Sue Faber 1978-83

45

Denny Kelly 1977
 Angenette Sumrall 1994-95
 Meredith Jackson 1997-99
 Gentry Dietz 2006-07

50

Ellen O'Brien 1983-86
 Christel Jefferson 1993-96
 Jennifer Wegley 2001
 LaToya Hambrick 2009-10

51

Helen Meyer 1976-79
 Tami Sanders 1984-85
 Jennifer Williams 1993-94

52

Cheri Bacon 1982-85
 India Bruster 2005-06

53

Gena Valli 1978-79
 Jennifer Edmonds 1981
 Kelly Geistler 1992-95

54

Terry Schmittgens 1982-85
 Cathy Kampwerth 1986-89
 Endia Joiner 1991-92
 Katie Berwanger 2000-04

55

Jeri Hoffman 1976-79
 Kristine Abramowski 1998-01
 Vicki Hampton 2004

ALPHABETIZED ALL-TIME ROSTER

A
 Abramowski, Kristine 1998-01
 Akines, Lecretia 2004-05
 Anderson, Branda 1995-98
 Armstrong, Jaleesa 2012

B
 Bacon, Cheri 1982-85
 Bailey, Kaci 2006-09
 Banks, Regina 1987-88
 Bardley, Melaniece 1997-00
 Bartley, Roslyn 1981-82
 Beideck, Diane 1988
 Berghuis, Mary 1985-88
 Berwanger, Katie 2000-04
 Biondi, Mary 1978-79
 Bolden, Tiffany 1991-93
 Bonds, Bridgett 1985-88
 Bouie, Jameeka 2013-14
 Bowling, Olivia 2016-18
 Boyes, Mary 1980-82
 Brandon, Rani 2011
Brockmeyer, Abby .2018-pres.
 Brown, Stephanie 2003-04
 Bruster, India 2005-06
 Bukauskas, Cindy 1979
 Burgard, Theresa 1976-79
 Burris, Debbie 2007-08

C
 Campbell, Paris 2008
 Carr, Eleanor 1983-84
 Chavours, LaQuanda 1993-96
Claussen, Caitlyn... 2017-pres.
 Cooper, Laura 2004
 Corrigan, Carlie 2014-17
 Courier, Jordyn 2011-14
 Crayton, Eboni 2010-11
 Crutcher, Tiffany 2001-04

D
 Desamours, Daphney ... 2004-05
 Deterding, Robin 1977-78
 Dietz, Gentry 2006-07
 Drndarevic, Tanya 1991
 Dye, Lisa 1984-85

E
 Edmonds, Jennifer 1981
 Erickson, Connie 1980
 Evers, Jane 1979

F
 Faber, Sue 1978-83
 Farr, Cindy 1987-88
 Firth, Kelly 1990-93
 Fitzpatrick, Dana 1986-89
 Foley, Bonnie 1976-79
 Freeman, Katy 2005-06
 Frick, Kim 1982-83

G
 Gallagher, Joyce 1980
 Garcia, Katerina 2010
 Geistler, Kelly 1992-95
 Gibson, Jasmine 2006-09
 Giebelhausen, Kylie 2015-18
 Gilmore, Nikki 1993-96
 Giritharan, Ashley 2010-11
 Goins, Sidney 2011-14
 Goodman, Wendy 2002-05
 Grant, Courtney 2007
 Graves, LaToya 2000
 Grayer, Bernetra 2004-05
 Greer, Leola 1980-81
 Griffin, Mercedes 2012-15

Griffith, Adrianne 2009-10

H
 Hambrick, LaToya 2009-10
 Hampton, Vicki 2004
 Hart, Alex 2009

Hartman, Lauren.... 2017-pres.
 Hasheider, Beth 1995-98
 Hassell, Carri 1994
 Hathaway, Terica 1998-01
 Hawes, Kerri 1989-90
 Hawkins, Tiajaney 2016-18
 Hayden, Amy 2003-06
 Haynes, Ariel 2012-15
 Heiden, Jodi 2001-04
 Heimstead, Colleen 1989-92
 Hicks, Genevelyn 1985
 Hoffman, Jeri 1976-79
 Holcomb, Leah 1999
 Holloway, Kim 1999-00
 Holscher, Tracy 1993-96
 Horstman, Amy 1989-92
 Howe, Nicole 2009-10
 Hudson, Theia 1995-98
 Hummel, Ashley 2016-2018

I
 Ignoto, Taylor 2011

J
 Jackson, Petra 1983-86
 Jackson, Meredith 1997-99
 Jaehne, Alissa 2003
 Jefferson, Christel 1993-96
 Jenkins, Marialice 1984-87
 Johnson, Grace 1989-91
 Joiner, Endia 1991-92
 Jones, Clarise 2004
 Jones, Danette 2002-05
 Joy, Cynthia 1982

K
 Kampwerth, Cathy 1986-89
 Kattreh, Ann 1984-87
Keita, Awa 2020-pres.
 Kelly, Denny 1977
 Kibelkis, Deanna 1987-90
 King, Vicky 1973-76
 Koher-Plummer, Deb 1986-88
Kokkines, Frankie 2020-pres.

L
 Lawary, Danielle 2000-02
 LeMar, Brooke 2011-12
 Lemon, Sandy 1977-79
 Lett, Olivia 2009-10
Link, Caitlin 2019-pres.
 Lopez, Janina 2000
 Lott, Jackie 1976-79

M
 Macklin, Cartaesha 2012-16
 Madura, Julie 2004
 Mann, Pam 1982-83
 Marable, Mary 1982
 Martin, Kezia 2019
Martin, Nicole 2017-pres.
 Martin, Sandy 1979-82
McCallister, Payton 2019-pres.
 McClendon, Kasia 1994-97
 McDowell, Molly 2000-03
 Meyer, Helen 1976-79
 Miller, Megan 2002-03
 Miller, Raquel 2011-12
 Mitchell, Charnise 2011-12
 Mitchell, Cyd 1988-91
 Moore, Carlai 2005-07

Moore, Elyse 2004-06
 Moore, Linzi 2013
 Morancie, Lynn 2000
 Morgan, Ann 1997-00
 Morris, Elyse 2004-06
 Myers, Karlee 2009

N
 Napier, Rishonda 2013-17
 Nebo, Kim 2014-17
Nelson, Kristen 2017-pres.
 Neptune, Stephany 2010
 Niebrugge, Maria 1998-01
 Noble, Mary 1985-86
 Norrell, Cheryl 1992
 Norris, Micah 2015
 Nwani, Nneka 2010-11

O
 O'Brien, Ellen 1983-86
 Oliver, Teri 2010-12
 Olsen, Dana 2007

P
 Pabst, Kathy 1979-80
 Parker, Theresa 2006
Patrick, Brittney 2017-pres.
 Patterson, Olivia 2010
 Patterson, Alexus 2012-15
 Pauk, Erin 2005-08
 Peoples, Rose 1983
 Perry, Christine 2002-03
 Peterson, Lori 1981
 Phillips, Jessie 1997-99
 Phillips, Hillary 2002-03
 Pierre, Dyana 2012-16
 Pinkston, Dana 2003-04
 Plab, D.D. 1981-84
 Pomeranke, Jill 1978-79
Potter, Allea 2020-pres.
 Powell, Karen 1991-94
 Presswood, Christine 2008-10
 Price, Connie 1981-84
 Proctor, O'Desha 1996-99
Pudlowski, Rachel .2018-pres.

R
 Rakers, Amy 1988-91
 Ransom, Racquel 1992-95
 Redeker, Karrie 1989-92
 Reed, Renee 2011
 Rendine, Pam 1977
 Richardson, Eileen 1987-90
 Rogers, Alondray 1980-81
 Rogers, Kellye 1980
 Rougeau, Angie 1990-93
 Ruby, Diane 1979-81
 Ruddock, Yvonne 1979

S
 Sackman, Lori 1977-79
 Sales, Courtney 2007-08
 Saline, Brenna 2008
 Sanders, Deanna 1988-89
 Sanders, Tami 1984-85
 Schappaugh, Kathy 1978-79
 Scheaffer, Mary 1980
 Schmittgens, Terry 1982-85
 Scott, Anita 1990-93
 Seals, Tonda 1986-89
 Shannon, CiCi 2011-12
 Shores, Hannah 2014-15
Silvey, Makenzie 2018-pres.
 Slater, Heather 1993-96
 Smith, Alison 1990-91
 Smith, Courtney 1998-01
 Smith, Erica 2006-09
 Smith, Robin 1992-93

Spencer, Tiffany 1994-97
 Stafko, Vicki 1979-81
 Stephenson, Blair 2015-16
 Stephenson, Eryn 2009
 Stevenson, Beth 1980-82
 Sumrall, Angenette 1994-95
 Swanson, Lori 1984
 Sweere, Jayme 2005-08
 Swingler, Katrina 2008-11

T
 Teague, Holly 2001-02
 Thouvenin, Anne 1985-88
 Tolbert, Angela 2001-02
 Traylor, Tiffany 1998-99

V
 Valli, Gena 1978-79
 VanHyfte, Celina 2015-19
 Verderber, Barb 1980-81

W
 Wagner, Katie 2010
Walker, Gabby 2020-pres.
 Wallace, Cozette 1984-87
 Ward, Lacie 2009
 Warring, Char 1981-84
 Washington, Azia 2013-16
 Washington, Niki 1997
 Wegley, Jennifer 2001
 Weis, Cheryl 1990-91
 Whalin, Heather 1996-97
 Williams, Jennifer 1993-94
 Williams, Lynne 1977-80
 Wilson, Linda 1983-86
 Woodward, Gesla 1999-02
 Worden, Tanaeya 2008
 Wright, Antishia 2011-12
 Wright, Susan 1981-83

Y
 Young, Ellen 2008



ABBY BROCKMEYER

YEARLY LEADERS

POINTS

Season	Player	Points	Avg.
1975	Jan Winkler	320	16.8
1976	Jan Winkler	325	15.5
1977	Jeri Hoffman	320	14.5
1978	Bonnie Foley	401	16.7
1979	Sue Faber	524	20.1
1980	Connie Erickson	306	10.9
1981	Leola Greer	411	14.2
1982	Connie Price	367	12.7
1983	Char Warring	561	17.5
1984	Char Warring	477	17.0
1985	Petra Jackson	509	18.2
1986	Petra Jackson	487	16.8
1987	Ann Kattreh	394	15.2
1988	Mary Berghuis	317	11.7
1989	Cathy Kampwerth	344	11.9
1990	Amy Rakers	643	20.7
1991	Amy Rakers	527	18.2
1992	Anita Scott	425	13.7
1993	Anita Scott	385	13.3
1994	Rockey Ransom	255	17.0
1995	Nikki Gilmore	419	15.0
1996	Kasia McClendon	425	15.2
1997	Theia Hudson	428	15.3
1998	Theia Hudson	401	14.3
1999	Terica Hathaway	427	15.8
2000	Terica Hathaway	307	11.0
2001	Terica Hathaway	361	13.4
2002	Molly McDowell	328	12.6
2003	Molly McDowell	407	15.1
2004	Dana Pinkston	307	11.4
2005	Danette Jones	371	13.7
2006	Carlai Moore	457	17.6
2007	Carlai Moore	433	13.5
2008	Jayme Sweere	459	15.3
2009	Erica Smith	360	12.9
2010	Christine Presswood	428	15.9
2011	Teri Oliver	350	13.0
2012	Cartaasha Macklin	495	16.5
2013	Cartaasha Macklin	465	15.0
2014	Dyana Pierre	419	14.0
2015	Rishonda Napier	438	16.2
2016	Rishonda Napier	510	15.5
2017	Kylie Giebelhausen	428	13.8

2018	Nicole Martin	372	12.0
2019	Nicole Martin	445	14.8

REBOUNDS

Season	Player	Reb.	Avg.
1976	Bonnie Foley	234	11.1
1977	Bonnie Foley	256	11.6
1978	Bonnie Foley	277	11.5
1979	Sue Faber	289	11.2
1980	Alondray Rogers	217	7.8
1981	Leola Greer	261	9.0
1982	Sue Faber	250	8.9
1983	Char Warring	268	8.4
1984	Char Warring	232	8.3
1985	Mary Berghuis	200	10.5
1986	Bridgett Bonds	215	7.4
1987	Bridgett Bonds	187	8.1
1988	Mary Berghuis	191	7.1
1989	Amy Rakers	244	8.4
1990	Amy Rakers	325	10.5
1991	Amy Rakers	311	10.7
1992	Kelly Firth	299	9.7
1993	Kelly Firth	268	9.2
1994	Angenette Sumrall	230	8.5
1995	Angenette Sumrall	248	8.9
1996	Christel Jefferson	222	7.9
1997	Theia Hudson	215	7.7
1998	Theia Hudson	187	6.7
1999	Terica Hathaway	150	5.6
2000	Kristine Abramowski	177	6.6
2001	Kristine Abramowski	167	6.2
2002	Geshla Woodard	175	6.5
2003	Katie Berwanger	158	5.9
2004	Katie Berwanger	235	8.7
2005	India Bruster	125	4.8
2006	Jayme Sweere	138	4.9
2007	Erica Smith	174	5.4
2008	Erica Smith	204	6.8
2009	Erica Smith	182	6.5
2010	Stephany Neptune	317	10.9
2011	CiCi Shannon	180	6.0
2012	Alexus Patterson	218	7.3
2013	Dyana Pierre	277	8.9
2014	Dyana Pierre	287	9.6
2015	Dyana Pierre	341	11.8

2016	Dyana Pierre	313	11.2
2017	Kim Nebo	227	7.3
2018	Abby Brockmeyer	213	6.9
2019	Abby Brockmeyer	243	8.1

ASSISTS

Season	Player	Assists	Avg.
1977	Pam Rendine	103	4.7
1978	Sue Schaeffer	73	3.0
1979	Lynne Williams	103	4.0
1980	Connie Erickson	164	5.9
1981	D.D. Plab	154	4.8
1982	D.D. Plab	130	4.5
1983	Sue Faber	167	5.1
1984	D.D. Plab	126	4.5
1985	Marialice Jenkins	133	4.8
1986	Marialice Jenkins	125	4.3
1987	Dana Fitzpatrick	94	3.0
1987	Marialice Jenkins	94	3.0
1988	Dana Fitzpatrick	90	4.1
1989	Dana Fitzpatrick	116	4.0
1990	Colleen Heimstead	129	4.2
1991	Amy Rakers	73	2.5
1992	Anita Scott	140	4.5
1993	Anita Scott	130	4.5
1994	Nikki Gilmore	150	5.6
1995	Nikki Gilmore	97	3.5
1996	Nikki Gilmore	98	4.1
1997	Kasia McClendon	153	5.5
1998	Beth Hasheider	112	4.0
1999	Maria Niebrugge	59	2.2
2000	Molly McDowell	82	2.9
2001	Holly Teague	117	4.3
2002	Holly Teague	115	4.3
2003	Molly McDowell	103	3.8
2004	Dana Pinkston	73	2.7
2005	Daphney Desamours	89	3.3
2006	Erin Pauk	106	3.8
2007	Erica Smith	85	2.7
2008	Jayme Sweere	96	3.2
2009	Erica Smith	81	2.9
2010	Stephany Neptune	145	5.0
2011	Brooke LeMar	135	4.5
2012	Cartaasha Macklin	108	3.6
2013	Cartaasha Macklin	130	4.2

YEARLY LEADERS

2014	Hannah Shores	65	2.2
2015	Cartaesha Macklin	108	3.6
2016	Cartaesha Macklin	118	3.6
2017	Rishonda Napier	145	4.7
2018	Brittney Patrick	91	2.9
2019	Brittney Patrick	150	5.0

2015	Rishonda Napier	27	36
2016	Cartaesha Macklin	33	44
2017	Rishonda Napier	31	47
2018	Kylie Giebelhausen	31	45
2019	Brittney Patrick	52	1.7

2014	Dyana Pierre	30	44
2015	Dyana Pierre	27	36
2016	Kylie Giebelhausen	33	47
2017	Kylie Giebelhausen	31	28
2018	Abby Brockmeyer	31	38
2019	Abby Brockmeyer	30	37

STEALS

Year	Player	G	Steals
1979	Sue Faber	26	71
1980	Connie Erickson	28	102
1981	Alondray Rogers	32	54
1982	Sue Faber	28	62
1983	Sue Faber	33	62
1984	Petra Jackson	28	52
1985	Petra Jackson	28	48
1986	Petra Jackson	29	62
1987	Ann Kattreh	26	48
1988	Bridgett Bonds	26	48
1989	Dana Fitzpatrick	29	61
1990	Amy Rakers	31	40
1991	Angie Rougeau	29	34
1992	Anita Scott	31	59
1993	Anita Scott	29	52
1994	Angenette Sumrall	27	58
1995	Kasia McClendon	28	112
1996	Kasia McClendon	28	101
1997	Kasia McClendon	28	131
1998	O'Desha Proctor	25	36
1999	O'Desha Proctor	26	44
2000	Molly McDowell	28	39
2001	Molly McDowell	27	52
2002	Molly McDowell	26	53
2003	Molly McDowell	27	54
2004	Katie Berwanger	27	41
2005	Daphney Desamours	27	44
2006	Jayne Sweere	28	42
2007	Jayne Sweere	32	56
2008	Erica Smith	30	54
2009	Erica Smith	28	49
2010	Stephany Neptune	29	71
2011	Teri Oliver	30	32
2012	Teri Oliver	30	43
2013	Cartaesha Macklin	31	42
2014	Mercedes Griffin	30	46

BLOCKS

Year	Player	G	Blocks
1979	Bonnie Foley	24	33
1980	Alondray Rogers	28	18
1981	Alondray Rogers	32	34
1982	Sue Faber	28	20
1983	Sue Faber	33	31
1984	Char Warring	28	20
1985	Mary Berghuis	28	20
1986	Mary Berghuis	29	19
1987	Mary Berghuis	31	27
1988	Cathy Kampwerth	27	28
1989	Cathy Kampwerth	29	42
1990	Amy Rakers	31	27
1991	Amy Rakers	29	38
1992	Angie Rougeau	31	21
1993	Tiffany Bolden	29	35
1994	Angenette Sumrall	27	16
1995	Angenette Sumrall	28	17
1996	Niki Washington	20	13
1997	Meredith Jackson	25	22
1998	Melaniece Bardley	28	17
1998	Kristine Abramowski	26	17
1999	Melaniece Bardley	27	34
2000	Kristine Abramowski	27	29
2001	Kristine Abramowski	27	25
2002	Hillary Phillips	27	28
2003	Molly McDowell	27	23
2004	Katie Berwanger	27	13
2005	India Bruster	26	28
2006	Teresa Parker	26	13
2007	Jayne Sweere	32	24
2008	Jayne Sweere	30	22
2009	Erica Smith	28	11
2009	Adrienne Griffith	28	11
2010	Stephany Neptune	29	35
2011	CiCi Shannon	30	82
2012	CiCi Shannon	30	67
2013	Dyana Pierre	31	36

3-POINTERS MADE

Year	Player	G	3FGs
1987	Marialice Jenkins	31	22
1988	Deanna Sanders	27	30
1989	Deanna Sanders	18	29
1990	Karrie Redeker	31	44
1991	Karrie Redeker	29	34
1992	Karrie Redeker	31	71
1993	Karen Powell	29	50
1994	Karen Powell	27	71
1995	Cari Hassell	28	79
1996	Kasia McClendon	28	47
1997	Meredith Jackson	25	44
1998	Meredith Jackson	28	47
1999	Terica Hathaway	27	21
2000	Molly McDowell	28	15
2001	Holly Teague	27	34
2002	Holly Teague	27	32
2003	Dana Pinkston	27	37
2004	Dana Pinkston	27	49
2005	Danette Jones	27	70
2006	Erin Pauk	28	29
2006	Jayne Sweere	28	29
2007	Debbie Burris	32	53
2008	Ellen Young	30	53
2009	Kaci Bailey	28	39
2010	Christine Presswood	27	75
2011	Teri Oliver	30	71
2012	Teri Oliver	30	90
2013	Rishonda Napier	31	57
2014	Sidney Goins	30	28
2015	Rishonda Napier	27	30
2016	Rishonda Napier	33	85
2017	Kylie Giebelhausen	31	82
2018	Kylie Giebelhausen	31	60
2019	Makenzie Silvey	30	68

YEARLY LEADERS

FREE THROWS MADE

Year	Player	G	FTs
1978	Bonnie Foley	24	65
1979	Sue Faber	26	86
1980	Mary Boyes	28	50
1981	Leola Greer	29	65
1982	Connie Price	29	73
1983	Char Warring	32	93
	Connie Price	27	93
1984	Char Warring	28	123
1985	Petra Jackson	28	53
1986	Petra Jackson	29	63
	Bridgett Bonds	29	63
1987	Mary Berghuis	31	76
1988	Mary Berghuis	27	73
1989	Amy Rakers	29	57
1990	Amy Rakers	31	109
1991	Amy Rakers	29	103
1992	Kelly Firth	31	93
1993	Kelly Firth	29	68
1994	Nikki Gilmore	27	115
1995	Nikki Gilmore	28	84
1996	Nikki Gilmore	24	56
1997	Theia Hudson	28	76
1998	Theia Hudson	28	89
1999	Terica Hathaway	27	60
2000	Molly McDowell	28	54
2001	Molly McDowell	27	106
2002	Molly McDowell	26	94
2003	Molly McDowell	27	113
2004	Dana Pinkston	27	60
2005	Daphney Desamours	27	85
2006	Carlai Moore	26	76
2007	Dana Olsen	32	66
2008	Jayme Sweere	30	67
2009	Erica Smith	28	90
2010	Stephany Neptune	29	85
2011	Teri Oliver	30	69
2012	Cartaesha Macklin	30	168
2013	Cartaesha Macklin	31	121
2014	Dyana Pierre	30	85
2015	Rishonda Napier	27	80
2016	Cartaesha Macklin	33	105
2017	Kim Nebo	31	62
2018	Nicole Martin	31	102
2019	Nicole Martin	30	83

FIELD GOALS MADE

Year	Player	G	FGs
1978	Bonnie Foley	24	168
1979	Sue Faber	26	219
1980	Connie Erickson	28	135
1981	Leola Greer	29	173
1982	D.D. Plab	29	152
1983	Char Warring	32	234
1984	Char Warring	28	177
1985	Petra Jackson	28	228
1986	Petra Jackson	29	212
1987	Ann Kattreh	26	175
1988	Bridgett Bonds	26	124
1989	Cathy Kampwerth	29	150
1990	Amy Rakers	31	267
1991	Amy Rakers	29	212
1992	Anita Scott	31	181
1993	Anita Scott	29	160
1994	Angenette Sumrall	27	151
1995	Nikki Gilmore	28	152
1996	Kasia McClendon	28	170
1997	Theia Hudson	28	176
1998	Theia Hudson	28	156
1999	Terica Hathaway	27	173
2000	Terica Hathaway	28	129
2001	Terica Hathaway	27	154
2002	Molly McDowell	26	104
	Holly Teague	27	104
2003	Molly McDowell	27	130
2004	Katie Berwanger	27	109
2005	Danette Jones	27	124
2006	Carlai Moore	26	189
2007	Carlai Moore	32	192
2008	Jayme Sweere	30	182
2009	Jasmine Gibson	28	150
2010	Christine Presswood	27	147
2011	Katrina Swingler	30	107
2012	Teri Oliver	30	157
2013	Cartaesha Macklin	31	157
2014	Dyana Pierre	30	167
2015	Dyana Pierre	29	175
2016	Rishonda Napier	33	179
2017	Kylie Giebelhausen	31	157
2018	Kylie Giebelhausen	31	134
	Nicole Martin	31	134
2019	Nicole Martin	30	180

FIELD GOALS % (MIN. 25 ATT.)

Year	Player	FG%	FGs
1978	Bonnie Foley	.500	168-334
	Jill Pomeranke	.500	50-100
1979	Sue Faber	.490	219-439
1980	Leola Greer	.500	74-147
1981	Char Warring	.580	68-117
1982	Char Warring	.583	123-211
1983	Char Warring	.603	234-388
1984	Char Warring	.594	177-298
1985	Mary Berghuis	.561	128-228
1986	Bridgett Bonds	.583	165-283
1987	Mary Berghuis	.606	143-236
1988	Bridgett Bonds	.596	124-208
1989	Cyd Mitchell	.510	51-100
1990	Amy Rakers	.574	267-465
1991	Amy Rakers	.535	212-396
1992	Kelly Firth	.563	147-261
1993	Kelly Firth	.564	137-243
1994	Angenette Sumrall	.563	151-268
1995	Heather Slater	.513	80-156
	Christel Jefferson	.513	81-158
1996	Theia Hudson	.561	96-171
1997	Theia Hudson	.597	176-295
1998	Theia Hudson	.617	156-253
1999	Maria Niebrugge	.502	107-213
2000	Melaniece Bardley	.560	98-175
2001	Jodi Heiden	.507	37-73
2002	Jodi Heiden	.458	71-155
2003	Tiffany Crutcher	.425	76-179
2004	Katie Berwanger	.514	109-212
2005	Wendy Goodman	.440	48-109
2006	Carlai Moore	.548	189-345
2007	Carlai Moore	.560	192-343
2008	Jasmine Gibson	.504	113-224
2009	Jasmine Gibson	.490	150-306
2010	Nneka Nwani	.423	33-78
2011	Nneka Nwani	.500	28-56
2012	CiCi Shannon	.494	39-79
2013	Azia Washington	.409	74-181
2014	Dyana Pierre	.491	167-340
2015	Dyana Pierre	.554	175-316
2016	Kim Nebo	.482	67-139
2017	Kim Nebo	.533	128-240
2018	Abby Brockmeyer	.495	109-220
2019	Nicole Martin	.536	180-336

SINGLE-GAME RECORDS

Most Points	38	Sue Faber vs. Wisconsin-LaCrosse (2/10/79)
Most Rebounds	28	Stephany Neptune vs. Murray State (12/19/10)
Most Assists	15	Connie Erickson vs. Eastern Illinois (2/9/80)
Most Blocks	7	2x, last by CiCi Shannon at Evansville (1/15/11)
Most Steals	9	5x, last by Daphney Desamours at Bradley (2/12/05)
Most FGs Made	18	Sue Faber vs. Wisconsin-LaCrosse (2/10/79)
Most FGs Attempted	28	Sue Faber vs. Northwestern (3/4/79)
Best FG Percentage*	1.000	2x, last by Theia Hudson (10-10) vs. Evansville (2/8/97)
Most FTs Made	17	Molly McDowell vs. Wichita State (1/13/01)
Most FTs Attempted	19	Molly McDowell vs. Wichita State (1/13/01)
Best FT Percentage*	1.000	Multiple, last by Danette Jones (11-11) vs. Creighton (12/31/04)
Most 3FGs Made	7	6x, last by Kylie Giebelhausen vs. Wichita State (1/13/17)
Most 3FGs Attempted	18	Teri Oliver vs. Missouri State (3/5/11)
Best 3FG Percentage	.875	Karrie Redeker vs. Northern Iowa (2/6/92)

* Minimum 10 attempts

Note: Records kept from 1975-present



D.D. PLAB



RISHONDA NAPIER

SINGLE-SEASON RECORDS

Most Points	643	Amy Rakers	1990
Best Scoring Avg.	20.7	Amy Rakers	1990
Most Rebounds	341	Dyana Pierre	2015
Best Rebounding Avg	11.8	Dyana Pierre	2015
Most Assists	167	Sue Faber	1983
Best Assist Average	5.9	Connie Erickson	1980
Most Blocks	82	CiCi Shannon	2011
Most Steals	131	Kasia McClendon	1997
Most FGs Made	267	Amy Rakers	1990
Most FGs Attempted	473	Rishonda Napier	2016
Best FG Percentage	.650	Connie Price	1983
Most FTs Made	168	Cartaesha Macklin	2012
Most FTs Attempted	217	Cartaesha Macklin	2012
Best FT Percentage	.931	Rishonda Napier	2017
Most 3FGs Made	90	Teri Oliver	2012
Most 3FGs Attempted	269	Cari Hassell	1995
Best 3FG Percentage	.447	Erin Pauk	2008
Most Minutes Played	1,159	Kylie Giebelhausen	2018

CAREER RECORDS

Most Points	1,779	Cartaesha Macklin	2012-16
Best Scoring Average	16.1	Jan Winkler	1974-76
Most Rebounds	1,218	Dyana Pierre	2012-16
Best Rebounding Avg	10.8	Bonnie Foley	1975-79
Most Assists	508	D.D. Plab	1980-84
Best Assist Average	4.2	D.D. Plab	1980-84
Most Blocks	162	Dyana Pierre	2012-16
Most Steals	366	Kasia McClendon	1994-97
Most FGs Made	650	Petra Jackson	1983-86
Most FGs Attempted	1,528	Cartaesha Macklin	2012-16
Best FG Percentage	.594	Char Warring	1981-84
Most FTs Made	465	Cartaesha Macklin	2012-16
Most FTs Attempted	635	Char Warring	1981-84
Best FT Percentage	.849	Rishonda Napier	2013-17
Most 3FGs Made	277	Rishonda Napier	2012-17
Most 3FGs Attempted	796	Rishonda Napier	2012-17
Best 3FG Percentage	.391	Deanna Sanders	1988-89
Most Games Played	131	Cartaesha Macklin	2012-16
Most Minutes Played	4,154	Kylie Giebelhausen	2015-18
Most Consecutive Starts	123	Kylie Giebelhausen	2015-18



CARTAESHA MACKLIN

SINGLE-GAME RECORDS

SCORING

RANK	NAME	OPPONENT	DATE	POINTS
1.	Sue Faber	UW-Lacrosse	2/10/79	38
2.	Marilyn Harris	N/A	1966	37
3.	Sue Faber	Central Mo.	12/7/78	36
4.	Molly McDowell	Evansville	1/11/03	35
5.	Cartaasha Macklin	FAU	11/24/12	34
6.	Rishonda Napier	W. Illinois	3/17/16	33
	Dyana Pierre	Bradley	1/2/14	33
	Jayne Sweere	Evansville	1/26/08	33
	Danette Jones	Bradley	1/31/04	33
	Rockey Ransom	Bradley	1/4/94	33
	Amy Rakers	N. Illinois	11/28/90	33
	Bonnie Foley	Louisville	12/11/78	33

FIELD GOALS MADE

RANK	NAME	OPPONENT	DATE	FGM
1.	Sue Faber	UW-Lacrosse	2/10/79	18
2.	Bonnie Foley	Louisville	12/11/78	16
3.	Sue Faber	Central Mo.	12/7/78	15
4.	Dyana Pierre	Murray St.	12/16/14	14
	Dyana Pierre	Bradley	1/2/14	14
	Jayne Sweere	Evansville	1/26/08	14
	Rockey Ransom	Bradley	1/4/94	14
	Leola Greer	Illinois	2/18/81	14
	Rosalyn Bartley	Indiana State	2/10/81	14
	Ann Kattreh	Drake	1/31/87	14
	Amy Rakers	Western Ill.	1/8/90	14

FIELD GOALS ATTEMPTED

RANK	NAME	OPPONENT	DATE	FGA
1.	Terica Hathaway	UW-Lacrosse	2/15/99	28
	Sue Faber	Northwestern	3/4/79	28
3.	Sue Faber	Ind. State	2/4/79	27
4.	Teri Oliver	Ind. State	2/25/11	25
	Christine Presswood	Wichita St.	2/28/10	25
	Tanaeya Worden	Missouri State	1/12/08	25
	Cari Hassell	Missouri State	3/4/95	25
	Nikki Gilmore	Wichita St.	2/24/94	25
9.	8 tied with			24

FREE THROWS MADE

RANK	NAME	OPPONENT	DATE	FTM
1.	Molly McDowell	Wichita State	11/13/01	17
2.	Amy Rakers	N. Illinois	11/28/90	15
3.	Abby Brockmeyer	Northern Iowa	3/3/19	13
4.	Cartaasha Macklin	Missouri State	2/19/12	12
	Cartaasha Macklin	Northern Iowa	1/7/12	12
	Erin Pauk	Drake	1/21/06	12
	Carlai Moore	S. Alabama	11/25/05	12
	Dana Pinkston	UNI	2/29/04	12
	Nikki Gilmore	Arizona St.	12/20/93	12

Mary Berghuis	WKU	12/19/87	12
Daphney Desamours	Wichita State	2/3/05	12
Nicole Martin	Valparaiso	1/21/18	12

FREE THROWS ATTEMPTED

RANK	NAME	OPPONENT	DATE	FTA
1.	Molly McDowell	Wichita St.	11/13/01	19
2.	Nikki Gilmore	Arizona St.	12/20/93	16
	Amy Rakers	N. Illinois	11/28/90	16
	Abby Brockmeyer	North. Iowa	3/3/19	16
5.	Bridgett Bonds	Wichita St.	2/28/95	15
	Char Warring	W. Kentucky	12/8/83	15
	Char Warring	Illinois St.	3/4/82	15
	Connie Price	Missouri	1/30/82	15
	Sue Faber	Lambuth	1/11/79	15
	Dyana Pierre	Tenn. St.	11/21/15	15
11.	Cartaasha Macklin	W. Illinois	12/22/11	14

THREE POINTERS MADE

RANK	NAME	OPPONENT	DATE	3PM
1.	Rishonda Napier	W. Illinois	3/17/16	7
	Teri Oliver	Missouri State	1/19/12	7
	Teri Oliver	Missouri State	2/26/10	7
	Danette Jones	Bethune-Cookman	12/18/04	7
	Kylie Giebelhausen	Wichita St.	1/13/17	7
	Karrie Redeker	Northern Iowa	2/6/92	7
7.	27 tied with			6

THREE POINTERS ATTEMPTED

RANK	NAME	OPPONENT	DATE	3PA
1.	Teri Oliver	Mo. State	3/5/11	18
2.	Cari Hassell	Mo. State	3/4/95	17
	Cari Hassell	Vanderbilt	11/27/94	17
4.	Christine Presswood	Wichita St.	2/28/10	16
	Danette Jones	Bethune-Cookman	12/18/04	16
	Danette Jones	Iowa	11/19/04	16
	Karen Powell	Drake	1/13/94	16
8.	9 tied with			15

REBOUNDS

RANK	NAME	OPPONENT	DATE	REB.
1.	Stephany Neptune	Murray St.	11/21/09	28
2.	Dyana Pierre	Northern Iowa	2/8/15	21
	Dyana Pierre	Northern Iowa	3/13/15	21
	Dyana Pierre	Tenn. St.	11/21/15	21
	Angenette Sumrall	Indiana State	2/17/94	21
	Sue Faber	UT-Martin	2/2/79	21
	Kathy Vondrasek	SEMO	1/25/75	21
8.	6 tied with			20

STEALS

RANK	NAME	OPPONENT	DATE	S
1.	Kasia McClendon	Bradley	3/1/97	9
	Kasia McClendon	Evansville	1/11/97	9
	Kasia McClendon	Memphis	12/17/96	9
	Lynne Williams	Central Mo.	12/7/78	9
5.	Kasia McClendon	Indiana St.	2/27/97	8
	Kasia McClendon	Illinois St.	1/5/97	8
	Kasia McClendon	Northern Iowa	2/17/96	8
	Kasia McClendon	Illinois St.	1/12/95	8
	Kasia McClendon	Indiana St.	1/14/95	8
	Connie Erickson	Purdue	2/2/80	8
	Sue Faber	W. Illinois	2/19/79	8

ASSISTS

RANK	NAME	OPPONENT	DATE	A
1.	Connie Erickson	E. Illinois	2/9/80	15
2.	Katerina Garcia	Wichita St.	2/28/10	12
	Marialice Jenkins	Indiana St.	3/6/85	12
	D.D. Plab	UT Martin	1/23/81	12
	D.D. Plab	W. Kentucky	2/21/81	12
	Lynne Williams	Northwestern	3/8/79	12
	Connie Erickson	Dartmouth	12/27/79	12
8.	Molly McDowell	Indiana St.	1/25/03	11
	Rishonda Napier	Memphis	12/11/16	11
	Rishonda Napier	Wichita St.	1/13/17	11
	Brittney Patrick	NIU	12/7/18	11

BLOCKS

RANK	NAME	OPPONENT	DATE	B
1.	CiCi Shannon	Evansville	1/15/11	7
	Kristine Abramowski	Indiana State	12/29/99	7
3.	Dyana Pierre	UT Martin	11/25/15	6
	CiCi Shannon	Illinois State	1/27/11	6
	CiCi Shannon	Bradley	1/21/11	6
	CiCi Shannon	W. Michigan	11/24/10	6
	Tiffany Bolden	Indiana State	2/8/93	6
	Cathy Kampwerth	Drake	2/6/88	6
9.	14 tied with			5

SINGLE-SEASON RECORDS

SCORING

RANK	NAME	YEAR	PTS
1.	Amy Rakers	1990	643
2.	Char Warring	1983	561
3.	Amy Rakers	1991	527
4.	Sue Faber	1979	524
5.	Rishonda Napier	2016	510
6.	Petra Jackson	1985	509
7.	Cartaasha Macklin	2012	495
8.	Teri Oliver	2012	481
9.	Petra Jackson	1986	487
10.	Char Warring	1984	477

SCORING AVERAGE

RANK	NAME	YEAR	AVG.
1.	Amy Rakers	1990	20.7
2.	Sue Faber	1979	20.1
3.	Amy Rakers	1991	18.2
	Petra Jackson	1985	18.2
5.	Carlai Moore	2006	17.6
6.	Char Warring	1983	17.5
7.	Rockey Ransom	1994	17.0
	Char Warring	1984	17.0
9.	Petra Jackson	1986	16.8
	Jan Winkler	1975	16.8

FIELD GOALS MADE

RANK	NAME	YEAR	FGM
1.	Amy Rakers	1990	267
2.	Char Warring	1983	234
3.	Petra Jackson	1985	228
4.	Sue Faber	1979	219
5.	Amy Rakers	1991	212
	Petra Jackson	1986	212
7.	Carlai Moore	2007	192
8.	Carlai Moore	2006	189
9.	Jayne Sweere	2008	182
10.	Anita Scott	1992	181

FIELD GOALS ATTEMPTED

RANK	NAME	YEAR	FGA
1.	Rishonda Napier	2016	473
2.	Amy Rakers	1990	465
3.	Petra Jackson	1985	454
4.	Jayne Sweere	2008	441
5.	Sue Faber	1979	439
6.	Rishonda Napier	2017	430
7.	Petra Jackson	1986	428
8.	Cartaasha Macklin	2012	426
9.	Kasia McClendon	1996	424
10.	Terica Hathaway	1999	421

FIELD GOAL PERCENTAGE (FGM-FGA)

RANK	NAME	YEAR	FG%
1.	Connie Price (178-274)	1983	.650
2.	Theia Hudson (156-253)	1998	.617
3.	Mary Berghuis (143-236)	1987	.606
4.	Char Warring (234-389)	1983	.603
5.	Bridgett Bonds (124-208)	1988	.596
6.	Theia Hudson (176-295)	1997	.595
7.	Bridgett Bonds (142-239)	1987	.594
8.	Char Warring (177-298)	1984	.594
9.	Bridgett Bonds (165-283)	1986	.583
10.	Char Warring (123-211)	1982	.583

FREE THROWS MADE

RANK	NAME	YEAR	FTM
1.	Cartaasha Macklin	2012	168
2.	Char Warring	1984	123
3.	Cartaasha Macklin	2013	121
4.	Nikki Gilmore	1994	115
5.	Molly McDowell	2003	113
6.	Amy Rakers	1990	109
7.	Molly McDowell	2001	106
8.	Cartaasha Macklin	2016	105
9.	Amy Rakers	1991	103
10.	Molly McDowell	2002	94

FT PERCENTAGE (MIN 50 MADE)

RANK	NAME	YEAR	FT%
1.	Rishonda Napier (54-58)	2017	.931
2.	Cartaasha Macklin (105-116)	2016	.905
3.	Molly McDowell (113-125)	2003	.904
4.	Rishonda Napier (80-92)	2015	.870
5.	Jodi Heiden (59-69)	2002	.855
6.	Molly McDowell (94-111)	2002	.847
7.	Colleen Heimstead (54-65)	1990	.844
8.	Katrina Swingler (43-51)	2009	.843
9.	Petra Jackson (63-76)	1986	.829
10.	Molly McDowell (106-130)	2001	.815

THREE POINTERS MADE

RANK	NAME	YEAR	3PT
1.	Teri Oliver	2012	90
2.	Rishonda Napier	2016	85
3.	Kylie Giebelhausen	2017	82
4.	Cari Hassell	1995	79
5.	Christine Presswood	2010	75
6.	Teri Oliver	2010	74
7.	Teri Oliver	2011	71
	Karen Powell	1994	71
	Karrie Redeker	1992	71
	Rishonda Napier	2017	71

THREE POINTERS ATTEMPTED

RANK	NAME	YEAR	3FGA
1.	Cari Hassell	1995	269
2.	Teri Oliver	2012	239
3.	Teri Oliver	2011	237
4.	Rishonda Napier	2016	232
5.	Teri Oliver	2010	226
6.	Karen Powell	1994	222
7.	Rishonda Napier	2017	215
8.	Kylie Giebelhausen	2017	212
9.	Makenzie Silvey	2019	210
9.	Kylie Giebelhausen	2018	200

3PT FIELD GOAL PERCENTAGE

RANK	NAME	YEAR	3FG%
1.	Erin Pauk (34-76)	2008	.447
2.	Deanna Sanders (29-65)	1989	.446
3.	Meredith Jackson (44-100)	1997	.440
4.	Anita Scott (19-46)	1993	.413
5.	Ellen Young (53-130)	2008	.408
6.	Marialice Jenkins (22-54)	1987	.407
7.	Nikki Gilmore (31-77)	1995	.403
8.	Angie Rougeau (16-40)	1992	.400
9.	Karrie Redeker (71-178)	1992	.399
10.	Meredith Jackson	1998	.398

REBOUNDS

RANK	NAME	YEAR	REB.
1.	Dyana Pierre	2015	341
2.	Amy Rakers	1990	325
3.	Stephany Neptune	2010	317
4.	Dyana Pierre	2016	313
5.	Amy Rakers	1991	311
6.	Kelly Firth	1992	299
7.	Sue Faber	1979	289
8.	Dyana Pierre	2014	287
9.	Dyana Pierre	2013	277
	Bonnie Foley	1978	277
11.	Kelly Firth	1993	268
	Char Warring	1983	268

REBOUNDS PER GAME

RANK	NAME	YEAR	RPG
1.	Dyana Pierre	2015	11.8
2.	Bonnie Foley	1977	11.6
3.	Bonnie Foley	1978	11.5
4.	Dyana Pierre	2016	11.2
5.	Sue Faber	1979	11.1

6.	Bonnie Foley	1976	11.1
7.	Stephany Neptune	2010	10.9
8.	Amy Rakers	1991	10.7
9.	Amy Rakers	1990	10.5
	Mary Berghuis	1985	10.5
	Sue Faber	1978	10.5

ASSISTS

RANK	NAME	YEAR	A
1.	Sue Faber	1983	167
2.	Connie Erickson	1980	165
3.	D.D. Plab	1981	154
4.	Kasia McClendon	1997	153
5.	Nikki Gilmore	1994	150
	Brittney Patrick	2019	150
7.	Stephany Neptune	2010	145
8.	Rishonda Napier	2017	145
9.	Anita Scott	1992	140
10.	Brooke LeMar	2011	135

STEALS

RANK	NAME	YEAR	S
1.	Kasia McClendon	1997	131
2.	Kasia McClendon	1995	112
3.	Connie Erickson	1980	102
4.	Kasia McClendon	1996	101
5.	Sue Faber	1979	71
	Stephany Neptune	2010	71
7.	Petra Jackson	1986	62
	Sue Faber	1983	62
	Sue Faber	1982	62
10.	Dana Fitzpatrick	1989	61

BLOCKS

RANK	NAME	YEAR	B
1.	CICI Shannon	2011	82
2.	CICI Shannon	2012	67
3.	Kylie Giebelhausen	2016	47
4.	Dyana Pierre	2014	44
5.	Dyana Pierre	2016	43
6.	Cathy Kampwerth	1989	42
7.	Dyana Pierre	2015	39
8.	Amy Rakers	1991	38
	Abby Brockmeyer	2018	38
10.	Abby Brockmeyer	2019	37

FRESHMAN SINGLE-SEASON RECORDS

SCORING

RANK	NAME	YEAR	PTS
1.	Cartaasha Mackin	2012	495
2.	Cari Hassell	1995	382
3.	Teri Oliver	2010	368
4.	Ellen Young	2008	358
5.	Roslyn Bartley	1981	355
6.	D.D. Plab	1981	340
7.	Rishonda Napier	2013	339
8.	Sue Faber	1978	332
9.	Makenzie Silvey	2018	323
10.	Abby Brockmeyer	2018	317

SCORING AVERAGE

RANK	NAME	YEAR	AVG.
1.	Cartaasha Mackin	2012	16.5
2.	Sue Faber	1978	14.0
3.	Cari Hassell	1995	13.6
4.	Teri Oliver	2010	13.1
5.	Ellen Young	2008	11.9
6.	Rishonda Napier	2013	11.3
7.	Roslyn Bartley	1981	11.1
8.	Connie Erickson	1980	10.9
9.	D.D. Plab	1981	10.6
10.	Mary Berghuis	1985	10.5

FIELD GOALS MADE

RANK	NAME	YEAR	FGM
1.	Roslyn Bartley	1981	167
2.	Cartaasha Mackin	2012	156
3.	Sue Faber	1978	153
4.	D.D. Plab	1981	149
5.	Connie Erickson	1980	135
6.	Cari Hassell	1995	131
7.	Mary Berghuis	1985	128
8.	Ellen Young	2008	127
9.	Rishonda Napier	2013	123
10.	Teri Oliver	2010	121
	Makenzie Silvey	2018	121

FIELD GOALS ATTEMPTED

RANK	NAME	YEAR	FGA
1.	Cartaasha Mackin	2012	426
2.	Cari Hassell	1995	399
3.	Roslyn Bartley	1981	363
4.	Teri Oliver	2010	350
5.	Rishonda Napier	2013	348
6.	Connie Erickson	1980	336
7.	Makenzie Silvey	2018	329
8.	D.D. Plab	1981	323
9.	Ellen Young	2008	319
	Sue Faber	1978	319

FG PERCENTAGE (MIN. 100 ATTEMPTS)

RANK	NAME	YEAR	FG%
1.	Char Warring	1981	0.581
2.	Mary Berghuis	1985	0.561
3.	Nicole Martin	2017	0.529
4.	Dana Olsen	2007	0.518
5.	Melaniece Bardley	1997	0.510
6.	Bridgett Bonds	1985	0.506
7.	Leola Greer	1980	0.503
8.	Abby Brockmeyer	2018	0.495
9.	Katrina Swingler	2008	0.480
10.	Sue Faber	1978	0.479

FREE THROWS MADE

RANK	NAME	YEAR	FTM
1.	Cartaasha Mackin	2012	168
2.	Abby Brockmeyer	2018	86
3.	Dana Olsen	2007	66
4.	Racquel Ransom	1992	61
5.	Molly McDowell	2000	54
6.	Teri Oliver	2010	52
7.	Ellen Young	2008	51
8.	Mary Boyes	1980	50
9.	Char Warring	1981	48
	Sue Faber	1978	48

FREE THROWS ATTEMPTED

RANK	NAME	YEAR	FTA
1.	Cartaasha Mackin	2012	217
2.	Abby Brockmeyer	2018	134
3.	Sue Faber	1979	132
4.	Char Warring	1981	102
5.	Dana Olsen	2007	91
6.	Racquel Ransom	1992	83
7.	Bridgett Bonds	1985	79
8.	Ellen Young	2008	74
9.	Mary Boyes	1980	73
10.	Dyana Pierre*	2013	71

THREE POINTERS MADE (SINCE 1986)

RANK	NAME	YEAR	3PT
1.	Cari Hassell	1995	79
2.	Teri Oliver	2010	74
3.	Rishonda Napier	2013	57
4.	Ellen Young	2008	53
5.	Makenzie Silvey	2018	52
6.	Kylie Giebelhausen	2015	47
7.	Meredith Jackson	1997	44
8.	Janina Lopez	2000	33
9.	Renee Reed*	2011	33
10.	Alex Hart*	2009	27

3PT ATTEMPTED (SINCE 1986)

RANK	NAME	YEAR	3FGA
1.	Cari Hassell	1995	269
2.	Teri Oliver	2010	226
3.	Rishonda Napier	2013	166
4.	Makenzie Silvey	2018	161
5.	Kylie Giebelhausen	2015	140
6.	Ellen Young	2008	130
7.	Renee Reed	2011	110
8.	Meredith Jackson	1997	100
	Janina Lopez	2000	100
10.	Tanaeya Worden	2008	98

3PT PERCENTAGE (MIN. 75 ATTEMPTS)

RANK	NAME	YEAR	3FG%
1.	Meredith Jackson	1997	0.440
2.	Ellen Young	2008	0.408
3.	Rishonda Napier	2013	0.343
4.	Kylie Giebelhausen	2015	0.336
5.	Janina Lopez	2000	0.330
6.	Teri Oliver	2010	0.327
7.	Makenzie Silvey	2018	0.323
8.	Alex Hart	2009	0.307
9.	Renee Reed	2011	0.300
10.	Cari Hassell	1995	0.293

REBOUNDS

RANK	NAME	YEAR	REB.
1.	Dyana Pierre	2013	277
2.	Sue Faber	1978	231
3.	Alexus Patterson	2012	218
4.	Alondray Rogers	1980	217
5.	Abby Brockmeyer	2018	213
6.	Mary Berghuis	1985	200
7.	CICI Shannon	2011	180
8.	Char Warring	1981	179
9.	Cartaasha Mackin	2012	176
10.	Azia Washington	2013	162

REBOUNDS PER GAME

RANK	NAME	YEAR	RPG
1.	Sue Faber	1978	10.0
2.	Dyana Pierre	2013	8.9
3.	Alondray Rogers	1980	7.8
4.	Alexus Patterson	2012	7.3
5.	Mary Berghuis	1985	7.1
6.	Abby Brockmeyer	2018	6.9
7.	Char Warring	1981	6.2
8.	CICI Shannon	2011	6.0
9.	Cartaasha Mackin	2012	5.9
10.	Bridgett Bonds	1985	5.8

ASSISTS

RANK	NAME	YEAR	A
1.	Connie Erickson	1980	165
2.	D.D. Plab	1981	154
3.	Brooke LeMar	2011	135
4.	Cartaasha Mackin	2012	108
5.	Angie Rougeau	1990	98
6.	Katerina Garcia	2010	93
7.	Molly McDowell	2000	82
8.	Rishonda Napier	2013	75
9.	Colleen Heimstead	1989	69
10.	Makenzie Silvey	2018	67

STEALS

RANK	NAME	YEAR	S
1.	Connie Erickson	1980	102
2.	D.D. Plab	1981	41
	Cari Hassell	1995	41
4.	Cartaasha Mackin	2012	40
5.	Molly McDowell	2000	39
6.	Rishonda Napier	2013	37
7.	Makenzie Silvey	2018	35
	Roslyn Bartley	1981	35
9.	Tanaeya Worden	2008	33
10.	Dana Olsen	2007	32
	Alondray Rogers	1980	32

BLOCKS

RANK	NAME	YEAR	B
1.	CICI Shannon	2011	82
2.	Abby Brockmeyer	2018	38
3.	Dyana Pierre*	2013	36
4.	Kylie Giebelhausen	2015	30
5.	India Bruster	2005	28
6.	Char Warring	1981	26
7.	Meredith Jackson	1997	22
8.	Alexus Patterson	2012	20
9.	Mary Berghuis	1985	20
10.	Nicole Martin	2017	19

*=REDSHIRT FRESHMAN SEASON

SOPHOMORE SINGLE-SEASON RECORDS

SCORING

RANK	NAME	YEAR	PTS
1.	Cartaasha Macklin	2013	465
2.	Rishonda Napier	2015	438
3.	Makenzie Silvey	2019	432
4.	Terica Hathaway	1999	427
5.	Dyana Pierre	2014	419
6.	Nikki Gilmore	1994	400
7.	Bridgett Bonds	1986	393
8.	Nicole Martin	2018	372
9.	Connie Price	1982	367
10.	D.D. Plab	1982	364

SCORING AVERAGE

RANK	NAME	YEAR	AVG.
1.	Rishonda Napier	2015	16.2
2.	Terica Hathaway	1999	15.8
3.	Cartaasha Macklin	2013	15.0
4.	Nikki Gilmore	1994	14.8
5.	Makenzie Silvey	2019	14.4
6.	Dyana Pierre	2014	14.0
7.	Bridgett Bonds	1986	13.6
8.	Teri Oliver	2011	13.0
9.	Jayne Sweere	2006	12.9
10.	Connie Price	1982	12.7

FIELD GOALS MADE

RANK	NAME	YEAR	FGM
1.	Terica Hathaway	1999	173
2.	Dyana Pierre	2014	167
3.	Bridgett Bonds	1986	165
4.	Makenzie Silvey	2019	160
5.	Petra Jackson	1984	159
6.	Cartaasha Macklin	2013	156
7.	D.D. Plab	1982	152
8.	Rishonda Napier	2015	149
9.	Connie Price	1982	147
10.	Ann Kattreh	1985	146

FIELD GOALS ATTEMPTED

RANK	NAME	YEAR	FGA
1.	Terica Hathaway	1999	421
2.	Makenzie Silvey	2019	410
3.	Cartaasha Macklin	2013	405
4.	Rishonda Napier	2015	390
5.	D.D. Plab	1982	375
6.	Jayne Sweere	2006	355
7.	Teri Oliver	2011	350
8.	Nikki Gilmore	1994	345
9.	Dyana Pierre	2014	340
10.	Petra Jackson	1984	339

FG PERCENTAGE (MIN. 100 ATTEMPTS)

RANK	NAME	YEAR	FG%
1.	Cathy Kampwerth	1987	0.586
2.	Charr Warring	1982	0.583
3.	Bridgett Bonds	1986	0.583
4.	Theia Hudson	1996	0.561
5.	Mary Berghuis	1986	0.542
6.	Cozette Wallace	1985	0.529
7.	Kristine Abramowski	1999	0.522
8.	Connie Price	1982	0.521
9.	Erica Smith	2007	0.521
10.	Kelly Firth	1991	0.514

FREE THROWS MADE

RANK	NAME	YEAR	FTM
1.	Cartaasha Macklin	2013	121
2.	Nikki Gilmore	1994	115
3.	Molly McDowell	2001	106
4.	Nicole Martin	2018	102
5.	Dyana Pierre	2014	85
6.	Rishonda Napier	2015	80
7.	Abby Brockmeyer	2019	75
8.	Connie Price	1982	73
9.	Teri Oliver	2011	69
10.	Bridgett Bonds	1986	63
	Racquel Ransom	1993	63

FREE THROWS ATTEMPTED

RANK	NAME	YEAR	FTA
1.	Cartaasha Macklin	2013	178
2.	Nikki Gilmore	1994	154
3.	Nicole Martin	2018	151
4.	Dyana Pierre	2014	135
5.	Molly McDowell	2001	130
6.	Connie Price	1982	128
7.	Charr Warring	1982	125
8.	Abby Brockmeyer	2019	119
9.	Bridgett Bonds	1986	114
10.	Racquel Ransom	1993	92
	Rishonda Napier	2015	92

THREE POINTERS MADE (SINCE 1986)

RANK	NAME	YEAR	3PT
1.	Teri Oliver	2011	71
2.	Makenzie Silvey	2019	68
3.	Rishonda Napier	2015	60
	Kylie Giebelhausen	2016	60
5.	Meredith Jackson	1998	47
6.	Karrie Redeker	1990	44
7.	Karen Powell	1992	34
8.	Cartaasha Macklin	2013	30
9.	Molly McDowell	2001	29

10.	Jayne Sweere	2006	29
	Erin Pauk	2006	29

3PT ATTEMPTED (SINCE 1986)

RANK	NAME	YEAR	3FGA
1.	Teri Oliver	2011	237
2.	Makenzie Silvey	2019	210
3.	Kylie Giebelhausen	2016	176
4.	Rishonda Napier	2015	164
5.	Meredith Jackson	1998	118
6.	Karrie Redeker	1990	114
7.	Erin Pauk	2006	95
8.	Karen Powell	1992	93
9.	Cartaasha Macklin	2013	88
10.	Jordyn Courier	2012	83

3PT PERCENTAGE (MIN. 70 ATTEMPTS)

RANK	NAME	YEAR	3FG%
1.	Meredith Jackson	1998	0.398
2.	Molly McDowell	2001	0.392
3.	Makenzie Silvey	2019	0.390
4.	Jayne Sweere	2006	0.387
5.	Karrie Redeker	1990	0.386
6.	Karen Powell	1992	0.366
	Rishonda Napier	2015	0.366
8.	Cartaasha Macklin	2013	0.341
	Kylie Giebelhausen	2016	0.341
10.	Jordyn Courier	2012	0.337

REBOUNDS

RANK	NAME	YEAR	REB.
1.	Dyana Pierre	2014	287
2.	Amy Rakers	1989	244
3.	Abby Brockmeyer	2019	243
4.	Charr Warring	1982	228
5.	Connie Price	1982	223
6.	Bridgett Bonds	1986	215
7.	Azia Washington	2014	205
8.	Erica Smith	2007	174
9.	Nicole Martin	2018	172
10.	Dana Fitzpatrick	1987	171

REBOUNDS PER GAME

RANK	NAME	YEAR	RPG
1.	Dyana Pierre	2014	9.6
2.	Amy Rakers	1989	8.4
3.	Charr Warring	1982	8.1
	Abby Brockmeyer	2019	8.1
5.	Connie Price	1982	7.7
6.	Bridgett Bonds	1986	7.4
7.	Azia Washington	2014	6.8
8.	Danielle Lawary	2001	6.6
9.	Petra Jackson	1984	6.1

10.	Jodi Heiden	2002	5.8
-----	-------------	------	-----

ASSISTS

RANK	NAME	YEAR	A
1.	Nikki Gilmore	1994	150
2.	Marialice Jenkins	1985	133
3.	D.D. Plab	1982	130
4.	Cartaasha Macklin	2013	130
5.	Colleen Heimstead	1990	129
6.	Erin Pauk	2006	106
7.	Molly McDowell	2001	100
8.	Dana Fitzpatrick	1987	94
9.	Brittney Patrick	2018	91
10.	Rishonda Napier	2015	90

STEALS

RANK	NAME	YEAR	S
1.	Kasia McClendon	1995	112
2.	Petra Jackson	1984	52
	Molly McDowell	2001	52
4.	Makenzie Silvey	2019	49
5.	Dana Fitzpatrick	1987	46
	Erica Smith	2007	46
7.	Bridgett Bonds	1986	45
8.	D.D. Plab	1982	44
9.	Nikki Gilmore	1994	43
10.	Jayne Sweere	2006	42
	Cartaasha Macklin	2013	42

BLOCKS

RANK	NAME	YEAR	B
1.	CICI Shannon	2012	67
2.	Kylie Giebelhausen	2016	47
3.	Dyana Pierre	2014	44
4.	Abby Brockmeyer	2019	37
5.	Cathy Kampwerth	1987	24
6.	Charr Warring	1982	19
7.	Mary Berghuis	1986	19
8.	Danielle Lawary	2001	18
9.	Melaniece Bardley	1998	17
10.	Kristen Nelson	2018	17

CAREER RECORDS

SCORING

RANK	NAME	YEARS	POINTS
1.	Cartaesha Macklin	2012-16	1,779
2.	Rishonda Napier	2013-17	1,728
3.	Amy Rakers	1988-91	1,538
4.	Char Warring	1981-84	1,530
5.	Sue Faber	1978-83	1,507
6.	Petra Jackson	1983-86	1,475
7.	Dyana Pierre	2012-16	1,425
8.	D.D. Plab	1981-84	1,380
9.	Kylie Giebelhausen	2015-18	1,298
10.	Connie Price	1981-84	1,271
	Molly McDowell	2000-03	1,271

SCORING AVERAGE

RANK	NAME	YEARS	PPG
1.	Jan Winkler	1974-76	16.1
2.	Carlai Moore	2005-07	15.3
3.	Teri Oliver	2010-12	14.1
4.	Amy Rakers	1988-91	13.9
5.	Sue Faber	1978-83	13.7
	Rishonda Napier	2013-17	13.7
7.	Cartaesha Macklin	2012-16	13.6
8.	Jayne Sweere	2005-08	13.2
9.	Char Warring	1981-84	13.1
10.	Petra Jackson	1983-86	12.9
	Bonnie Foley	1976-79	12.9

FIELD GOALS MADE

RANK	NAME	YEARS	FGM
1.	Petra Jackson	1983-86	650
2.	Amy Rakers	1988-91	630
3.	Sue Faber	1978-83	629
4.	Cartaesha Macklin	2012-16	608
5.	Rishonda Napier	2013-17	607
6.	Char Warring	1981-84	602
7.	D.D. Plab	1981-84	590
8.	Dyana Pierre	2012-16	581
9.	Bridgett Bonds	1985-88	516
	Terica Hathaway	1998-01	516

FIELD GOALS ATTEMPTED

RANK	NAME	YEARS	FGA
1.	Rishonda Napier	2013-17	1,694
2.	Cartaesha Macklin	2012-16	1,528
3.	Sue Faber	1978-83	1,423
4.	D.D. Plab	1981-84	1,335
5.	Petra Jackson	1983-86	1,333
6.	Terica Hathaway	1998-01	1,323
7.	Kylie Giebelhausen	2015-18	1,246
8.	Dyana Pierre	2012-16	1,203
9.	Amy Rakers	1988-91	1,173
10.	Jayne Sweere	2005-08	1,170

FIELD GOAL PERCENTAGE

RANK	NAME	YEARS	FGA
1.	Char Warring	1981-84	.594
2.	Theia Hudson	1995-98	.590
3.	Bridgett Bonds	1985-88	.575
4.	Mary Berghuis	1985-88	.574
5.	Connie Price	1981-84	.571
6.	Carlai Moore	2005-07	.554
7.	Kelly Firth	1990-93	.547
8.	Leola Greer	1980-81	.539
9.	Amy Rakers	1988-91	.537
10.	Cozette Wallace	1984-87	.524

FREE THROWS MADE

RANK	NAME	YEARS	FTM
1.	Cartaesha Macklin	2012-16	465
2.	Molly McDowell	2000-03	367
3.	Char Warring	1981-84	326
4.	Amy Rakers	1988-91	278
5.	Nikki Gilmore	1993-96	268
6.	Dyana Pierre	2012-16	263
7.	Sue Faber	1978-83	251
8.	Connie Price	1981-84	249
9.	Kelly Firth	1990-93	239
10.	Theia Hudson	1995-98	238

FREE THROWS ATTEMPTED

RANK	NAME	YEARS	FTA
1.	Char Warring	1981-84	635
2.	Cartaesha Macklin	2012-16	603
3.	Dyana Pierre	2012-16	460
4.	Molly McDowell	2000-03	436
5.	Theia Hudson	1995-98	416
6.	Connie Price	1981-84	408
7.	Sue Faber	1978-83	381
8.	Nikki Gilmore	1993-96	377
9.	Amy Rakers	1988-91	367
10.	Bridgett Bonds	1985-88	343

FREE THROW PERCENTAGE

RANK	NAME	YEARS	FT%
1.	Rishonda Napier	2013-17	.849
2.	Molly McDowell	2000-03	.842
3.	Erin Pauk	2005-08	.811
4.	D.D. Plab	1981-84	.806
5.	Petra Jackson	1983-86	.785
6.	Cartaesha Macklin	2012-16	.771
6.	Amy Hayden	2003-06	.770
7.	Jodi Heiden	2001-04	.767
8.	Amy Rakers	1988-91	.757
	Dana Pinkston	2003-04	.757
10.	Katrina Swingler	2008-11	.751

REBOUNDS

RANK	NAME	YEARS	REB
1.	Dyana Pierre	2012-16	1,218
2.	Sue Faber	1979-83	1,014
3.	Bonnie Foley	1975-79	998
4.	Amy Rakers	1987-91	945
5.	Char Warring	1980-84	907
6.	Kelly Firth	1989-93	811
7.	Mary Berghuis	1984-88	778
8.	Connie Price	1980-84	744
9.	Bridgett Bonds	1984-88	717
10.	Azia Washington	2012-16	675

REBOUNDS PER GAME

RANK	NAME	YEARS	R
1.	Bonnie Foley	1975-79	10.8
2.	Dyana Pierre	2013-16	10.3
3.	Sue Faber	1979-83	9.2
4.	Angenette Sumrall	1993-95	8.7
5.	Amy Rakers	1987-91	8.5
	Terica Hathaway	1997-01	8.5
7.	Char Warring	1980-84	7.7
8.	Jeri Hoffman	1975-79	7.5
9.	Alondray Rogers	1979-81	7.3
10.	Kelly Firth	1989-93	7.1

THREE POINTERS MADE

RANK	NAME	YEARS	3PM
1.	Rishonda Napier	2012-17	277
2.	Kylie Giebelhausen	2014-18	249
3.	Teri Oliver	2009-12	235
4.	Karrie Redeker	1988-92	161
5.	Karen Powell	1990-94	157
6.	Danette Jones	2001-05	153
7.	Makenzie Silvey	2018-pres.	120
8.	Jordyn Courier	2011-14	109
9.	Molly McDowell	1999-03	104
10.	Kasia McClendon	1993-97	103

THREE POINTERS ATTEMPTED

RANK	NAME	YEARS	3PA
1.	Rishonda Napier	2012-17	796
2.	Kylie Giebelhausen	2014-18	728
3.	Teri Oliver	2009-12	702
4.	Karen Powell	1990-94	464
5.	Danette Jones	2001-05	434
	Karrie Redeker	1988-92	434
7.	Jordyn Courier	2011-14	431
8.	Kasia McClendon	1993-97	327
9.	Molly McDowell	1999-03	312
10.	Cartaesha Macklin	2011-16	299

THREE POINT PERCENTAGE

RANK	NAME	YEARS	3PA
1.	Deanna Sanders	1988-89	.391
2.	Meredith Jackson	1997-99	.388
3.	Kristen Nelson	2017-pres.	.385
4.	Debbie Burris	2007-08	.373
5.	Karrie Redeker	1989-92	.371
6.	Erica Smith	2006-09	.356
7.	Erin Pauk	2005-08	.353
8.	Danette Jones	2002-05	.353
9.	Kaci Bailey	2006-09	.348
10.	Rishonda Napier	2013-17	.348

BLOCKS

RANK	NAME	YEARS	B
1.	Dyana Pierre	2012-16	162
2.	CICI Shannon	2011-12	149
3.	Kylie Giebelhausen	2015-18	141
4.	Cathy Kampwerth	1986-89	104
5.	Mary Berghuis	1985-88	83
6.	Melaniece Bardley	1997-00	82
	Kristine Abramowski	1998-01	82
8.	Amy Rakers	1988-91	79
	Char Warring	1981-84	79
10.	Abby Brockmeyer	2018-pres.	75

ASSISTS

RANK	NAME	YEARS	A
1.	D.D. Plab	1981-84	508
2.	Cartaesha Macklin	2012-16	486
3.	Rishonda Napier	2013-17	436
4.	Angie Rougeau	1990-93	382
5.	Kasia McClendon	1994-97	365
6.	Nikki Gilmore	1993-96	361
7.	Marialice Jenkins	1984-87	360
8.	Molly McDowell	2000-03	355
9.	Anita Scott	1990-93	325
10.	Dana Fitzpatrick	1986-89	323

STEALS

RANK	NAME	YEARS	S
1.	Kasia McClendon	1994-97	366
2.	Sue Faber	1978-83	203
3.	Molly McDowell	2000-03	198
4.	Petra Jackson	1983-86	189
5.	D.D. Plab	1981-84	177
6.	Erica Smith	2006-09	166
7.	Cartaesha Macklin	2012-16	164
8.	Bridgett Bonds	1985-88	157
9.	Rishonda Napier	2013-17	152
10.	Nikki Gilmore	1993-96	141

MISCELLANEOUS RECORDS

20-PLUS POINT GAMES (CAREER)

1	Petra Jackson	32
2	Amy Rakers	31
3	Rishonda Napier	26
4	Cartaasha Macklin	25
5	Char Warring	23
6	Nikki Gilmore	19
7	Jayne Sweere	18
8	Carlai Moore	16
	Teri Oliver	16
10	Dyana Pierre	15
	Molly McDowell	15
12	Kasia McClendon	14
	Terica Hathaway	14
14	Christine Presswood	13
15	Ann Kattreh	12
	Connie Price	12
	Theia Hudson	12
18	Bridgett Bonds	9
	Jasmine Gibson	9
	Kylie Giebelhausen	9
21	Dana Pinkston	8
	Danette Jones	8
	Nicole Martin	8
24	Anita Scott	7
	Mary Berghuis	7
26	Cari Hassell	6
27	Cathy Kampwerth	5
	Daphney Desamours	5
	Erica Smith	5
	Kelly Firth	5
	Racquel Ransom	5
	Tonda Seals	5
	Makenzie Silvey	5
34	Angie Rougeau	4
	Ellen Young	4
	Katrina Swingler	4
	Tiffany Bolden	4
	Abby Brockmeyer	4
39	Angenette Sumrall	3
	Azia Washington	3
	Dana Fitzpatrick	3
	Holly Teague	3
	Karrie Redeker	3
	Katie Berwanger	3
	Stephany Neptune	3
47	Alison Smith	2
	Christel Jefferson	2
	D.D. Plab	2
	Dana Olsen	2
	Karen Powell	2
	Kristine Abramowski	2
	Meredith Jackson	2
	Sidney Goins	2

20-PLUS POINT GAMES (CONT'D)

55	Alex Hart	1
	Carlie Corrigan	1
	Colleen Heimstead	1
	Cortney Sales	1
	Cozette Wallace	1
	Danielle Lawary	1
	Deanna Kibelkis	1
	Deanna Sanders	1
	Elyse Moore	1
	Heather Slater	1
	Jordyn Courier	1
	Kaci Bailey	1
	Melaniece Bardley	1
	O'Desha Proctor	1
	Tiffany Crutcher	1
	Kristen Nelson	1

CONFERENCE TOURNAMENT SEEDS

YEAR	SEED
1987	1
1988	N/A
1989	2
1990	1
1991	2
1992	2
1993	3
1994	4
1995	3
1996	2
1997	5
1998	8
1999	7
2000	7
2001	N/A
2002	N/A
2003	N/A
2004	N/A
2005	N/A
2006	8
2007	1
2008	9
2009	8
2010	9
2011	10
2012	9
2013	10
2014	10
2015	5
2016	4
2017	4
2018	4
2019	6

ASSIST-TO-TURNOVER RATIO (SINGLE SEASON)

YEAR	NAME	A	TO	ASSIST-TO-TURNOVER RATIO
2017	Rishonda Napier	145	67	2.16
2019	Brittney Patrick	150	71	2.11
2006	Erin Pauk	106	61	1.73
2017	Carlie Corrigan	56	34	1.65
2016	Cartaasha Macklin	118	72	1.64
2015	Cartaasha Macklin	108	69	1.56
1991	Karrie Redeker	40	26	1.54
1993	Angie Rougeau	100	68	1.47
1990	Karrie Redeker	50	34	1.47
1987	Marialice Jenkins	94	64	1.47
1983	Sue Faber	167	114	1.46

SINGLE-GAME ATTENDANCE RECORD

ATTENDANCE	OPPONENT	DATE
3367	vs. Missouri	11/12/06
3055	vs. Evansville	2/25/07
2969	vs. Missouri State	2/8/08
2667	vs. SEMO	11/14/18
2512	vs. Drake	1/18/08
2307	vs. Bradley	2/28/08
2222	vs. Martin Methodist	12/7/17
2082	vs. Indiana State	2/21/09
2003	vs. Wichita State	1/21/89
1975	vs. Illinois	12/6/14



REBOUND/POINT DOUBLE-DOUBLES (SINGLE-SEASON)

Amy Rakers	1990	20
Amy Rakers	1991	20
Dyana Pierre	2015	16
Dyana Pierre	2016	15
Kelly Firth	1992	14
Stephany Neptune	2010	13
Dyana Pierre	2014	12
Sue Faber	1982	11
Angenette Sumrall	1994	10
Char Warring	1984	9
Amy Rakers	1989	9
Kelly Firth	1993	9
Angenette Sumrall	1995	9
Theia Hudson	1997	9
Dyana Pierre	2013	9
Kim Nebo	2017	9

1,000 POINT SCORERS



1. CARTAESHA MACKLIN - 1,779 (GUARD, 2012-16)							
YEAR	G	FG-A	3P-A	FT-A	PTS	AVG	
2012	30	156-426	15-41	168-217	495	16.5	
2013	31	157-405	30-88	121-178	465	15.0	
2014	7	2-11	2-11	23-32	71	10.1	
2015	30	113-281	19-67	48-60	293	9.8	
2016	33	159-354	32-92	105-116	455	13.8	
Total	131	608-1,528	98-299	465-603	1,779	13.6	



2. RISHONDA NAPIER - 1,728 (GUARD, 2013-17)							
YEAR	G	FG-A	3P-A	FT-A	PTS	AVG	
2013	30	123-348	57-166	36-45	339	11.3	
2014	5	16-53	4-19	0-1	36	7.2	
2015	27	149-390	60-164	80-92	438	16.2	
2016	33	179-473	85-232	67-83	510	15.5	
2017	31	140-430	71-215	54-58	405	13.1	
Total	126	607-1,694	277-796	237-279	1,728	13.7	



3. AMY RAKERS - 1,538 (FORWARD, 1988-91)							
YEAR	G	FG-A	3P-A	FT-A	PTS	AVG	
1988	22	27-60	0-0	9-13	63	2.9	
1989	29	124-252	0-1	57-81	305	10.5	
1990	31	267-465	0-0	109-144	643	20.7	
1991	29	212-396	0-0	103-129	527	18.2	
Total	111	630-1,173	0-1	278-367	1,538	13.8	



4. CHAR WARRING - 1,530 (FORWARD, 1981-84)							
YEAR	G	FG-A	3P-A	FT-A	PTS	AVG	
1981	29	68-117	N/A	48-102	184	6.3	
1982	28	123-211	N/A	62-125	308	11.0	
1983	32	234-388	N/A	93-216	561	17.5	
1984	28	177-298	N/A	123-192	477	17.0	
Total	117	602-1,014	N/A	326-635	1,530	13.1	



5. SUE FABER - 1,507 (FORWARD, 1978-83)							
YEAR	G	FG-A	3P-A	FT-A	PTS	AVG	
1978	24	153-319	N/A	48-96	332	14.0	
1979	26	219-439	N/A	86-132	524	20.1	
1980	2	11-24	N/A	2-2	24	12.0	
1981			DNP				
1982	28	116-307	N/A	66-89	298	10.6	
1983	33	140-334	N/A	49-62	329	10.0	
Total	113	639-1423		251-379	1507	13.3	



6. PETRA JACKSON - 1,475 (GUARD, 1983-86)							
YEAR	G	FG-A	3P-A	FT-A	PTS	AVG	
1983	29	51-112	0-0	26-38	128	4.4	
1984	28	159-339	0-0	33-41	351	12.5	
1985	28	228-454	0-0	53-68	509	18.2	
1986	29	212-428	0-0	63-76	487	16.8	
Total	114	650-1,333	N/A	175-223	1,475	12.9	



7. DYANA PIERRE - 1,425 (FORWARD/CENTER, 2012-16)							
YEAR	G	FG-A	3P-A	FT-A	PTS	AVG	
2013	31	98-247	0-0	42-71	238	7.7	
2014	30	167-340	0-1	85-135	419	14.0	
2015	29	175-316	0-0	73-133	423	14.6	
2016	28	141-300	0-1	63-121	345	12.3	
Total	118	581-1,203	0-2	263-460	1,425	12.1	



8. D.O. PLAB - 1,380 (GUARD, 1981-84)							
YEAR	G	FG-A	3P-A	FT-A	PTS	AVG	
1981	32	149-323	N/A	42-54	340	10.6	
1982	29	152-375	N/A	60-74	364	12.6	
1983	32	135-318	N/A	57-70	327	10.2	
1984	28	154-319	N/A	41-50	349	12.5	
Total	121	590-1,335	N/A	200-248	1,380	11.4	



9. KYLIE GIEBELHAUSEN - 1,298 (GUARD/FORWARD, 2015-18)							
YEAR	G	FG-A	3P-A	FT-A	PTS	AVG	
2015	30	69-198	47-140	23-30	208	6.9	
2016	33	109-288	60-176	24-30	302	9.2	
2017	31	157-400	82-212	32-50	428	13.8	
2018	31	134-360	60-200	32-43	360	11.6	
Total	125	469-1,246	249-728	111-153	1,298	10.4	



10. CONNIE PRICE - 1,271 (FORWARD/CENTER, 1981-84)							
YEAR	G	FG-A	3P-A	FT-A	PTS	AVG	
1981	24	39-79	N/A	18-30	96	4.0	
1982	29	147-282	N/A	73-128	367	12.7	
1983	27	178-274	N/A	93-149	449	16.6	
1984	27	147-260	N/A	65-101	359	13.3	
Total	107	511-895	N/A	249-408	1,271	11.8	



10. MOLLY MCDOWELL - 1,271 (GUARD, 2000-03)							
YEAR	G	FG-A	3P-A	FT-A	PTS	AVG	
2000	28	68-212	15-47	54-70	205	7.3	
2001	27	98-241	N/A	106-130	331	12.3	
2002	26	104-271	26-91	94-111	328	12.6	
2003	27	130-308	34-100	113-125	407	15.1	
Total	108	400-1,032	75-238	367-436	1,271	11.7	



12. TERICA HATHAWAY - 1,238 (GUARD, 1998-01)							
YEAR	G	FG-A	3P-A	FT-A	PTS	AVG	
1998	24	60-146	3-10	20-33	143	6.0	
1999	27	173-421	21-73	60-76	427	15.8	
2000	28	129-355	7-36	42-60	307	11.0	
2001	27	154-401	N/A	40-60	361	13.4	
Total	106	516-1,323	31-119	162-229	1,238	11.6	



13. BRIDGETT BONDS - 1,227 (GUARD, 1985-88)							
YEAR	G	FG-A	3P-A	FT-A	PTS	AVG	
1985	27	85-168	N/A	46-79	216	8.0	
1986	29	165-283	0-0	63-114	393	13.6	
1987	23	142-239	0-0	42-76	326	14.2	
1988	26	124-208	0-0	44-74	292	11.2	
Total	105	516-898	N/A	195-343	1,227	11.7	



14. MARY BERGHUIS - 1,218 (FORWARD, 1985-88)							
YEAR	G	FG-A	3P-A	FT-A	PTS	AVG	
1985	28	128-228	0-0	37-70	293	10.5	
1986	29	110-203	0-0	26-41	246	8.5	
1987	31	143-236	0-0	76-106	362	11.7	
1988	27	122-210	0-0	73-101	317	11.7	
Total	115	503-877	0-0	212-318	1,218	10.6	

1,000 POINT SCORERS



15. TERI OLIVER - 1,199 (GUARD, 2010-12)							
YEAR	G	FG-A	3P-A	FT-A	PTS	AVG	
2010	28	121-350	74-226	52-66	368	13.1	
2011	27	105-350	71-237	69-91	350	13.0	
2012	30	157-407	90-239	77-108	481	16.0	
Total	85	383-1107	235-702	198-265	1199	14.1	



16. JAYME SWEERE - 1,192 (GUARD, 2005-08)							
YEAR	G	FG-A	3P-A	FT-A	PTS	AVG	
2006	28	144-355	29-75	43-54	360	12.9	
2007	32	141-374	29-86	62-87	373	11.7	
2008	30	182-441	28-95	67-102	459	15.3	
Total	90	467-1170	86-256	172-243	1,192	13.2	



17. BONNIE FOLEY - 1,183 (FORWARD, 1976-79)							
YEAR	G	FG-A	3P-A	FT-A	PTS	AVG	
1976	21		N/A		229	10.9	
1977	22	108-243	N/A	29-45	245	11.1	
1978	24	168-334	N/A	65-99	401	16.7	
1979	26	133-276	N/A	32-47	298	12.4	
Total	93				1,183	12.6	



18. KASIA MCCLENDON - 1,167 (GUARD, 1994-97)							
YEAR	G	FG-A	3P-A	FT-A	PTS	AVG	
1994	11	17-45	2-6	12-17	48	4.4	
1995	28	116-250	14-50	22-52	268	9.6	
1996	28	170-424	47-150	38-59	425	15.2	
1997	28	162-389	40-121	62-98	426	15.2	
Total	95	465-1108	103-327	134-226	1,167	12.9	



19. ANGIE ROUGEAU - 1,138 (GUARD, 1990-93)							
YEAR	G	FG-A	3P-A	FT-A	PTS	AVG	
1990	31	73-225	8-20	38-50	192	6.2	
1991	29	98-234	2-6	51-79	249	8.6	
1992	31	147-389	16-40	64-87	374	12.1	
1993	29	126-293	18-73	53-71	323	11.1	
Total	120	444-1,141	44-139	206-287	1,138	9.5	



20. THEIA HUDSON - 1,134 (FORWARD, 1995-98)							
YEAR	G	FG-A	3P-A	FT-A	PTS	AVG	
1995	23	20-40	0-0	22-36	62	2.7	
1996	28	96-171	0-0	51-91	243	8.7	
1997	28	176-295	0-0	76-137	428	15.3	
1998	28	156-253	0-0	89-152	401	14.3	
Total	107	448-759	0-0	238-416	1,134	10.6	



21. NIKKI GILMORE - 1,128 (GUARD, 1993-96)							
YEAR	G	FG-A	3P-A	FT-A	PTS	AVG	
1993	24	6-21	0-0	13-25	25	1.0	
1994	27	133-345	19-72	115-154	400	14.8	
1995	28	152-342	31-77	84-120	419	15.0	
1996	24	99-268	30-87	56-78	284	11.8	
Total	103	390-976	80-236	268-377	1,128	10.9	



22. JERI HOFFMAN - 1,127 (FORWARD, 1976-79)							
YEAR	G	FG-A	3P-A	FT-A	PTS	AVG	
1976	21				251	11.9	
1977	22	131-343	N/A	58-81	320	14.5	
1978	24	116-307		37-53	269	11.2	
1979	26	119-307		30-48	274	11.4	
Total	94				1,127	11.9	



23. JASMINE GIBSON - 1,096 (FORWARD, 2006-09)							
YEAR	G	FG-A	3P-A	FT-A	PTS	AVG	
2006	28	90-203	0-2	30-43	210	7.5	
2007	32	105-221	6-15	38-56	254	7.9	
2008	19	113-224	3-11	43-50	272	14.3	
2009	28	150-306	10-35	50-72	360	12.9	
Total	107	458-954	19-63	161-221	1,096	10.2	



24. KELLY FIRTH - 1,093 (FORWARD, 1990-93)							
YEAR	G	FG-A	3P-A	FT-A	PTS	AVG	
1990	27	49-93	0-0	18-27	116	4.3	
1991	28	94-183	0-0	60-81	248	8.9	
1992	31	147-261	0-1	93-123	387	12.5	
1993	29	137-243	0-0	68-100	342	11.8	
Total	115	427-780	0-1	239-331	1,093	9.5	



25. ANN KATTREH - 1,060 (GUARD, 1984-87)							
YEAR	G	FG-A	3P-A	FT-A	PTS	AVG	
1984	24	62-141	0-0	34-43	158	6.6	
1985	28	146-307	0-0	37-57	329	11.8	
1986	20	83-195	0-0	13-17	179	9.0	
1987	26	175-355	0-0	44-57	394	15.2	
Total	98	466-998	0-0	128-174	1,060	10.8	



26. NICOLE MARTIN - 1,037 (FORWARD, 2017-PRESENT)							
YEAR	G	FG-A	3P-A	FT-A	PTS	AVG	
2017	31	91-172	0-0	38-64	220	7.1	
2018	31	134-282	2-5	102-151	372	12.0	
2019	30	180-336	2-9	83-131	445	14.8	
Total	92	405-790	4-14	223-346	1,037	11.3	



STEIN, MACKLIN, NAPIER, PIERRE

CHRONOLOGICAL LISTS

Chronological List of 30+ point games

Date	Player	Pts.	Opponent	Date	Player	Pts.	Opponent
December 2, 1978	Sue Faber	36	Cincinnati	January 25, 2013	Dyana Pierre	15	Wichita State
December 11, 1978	Bonnie Foley	33	Louisville	February 21, 2013	Dyana Pierre	15	at Missouri State
February 2, 1979	Sue Faber	32	UT Martin	March 14, 2013	Dyana Pierre	15	Evansville
February 10, 1979	Sue Faber	38	UW-LaCrosse	December 29, 2012	Azia Washington	17	at Chicago State
January 10, 1981	Leola Greer	31	Illinois	November 8, 2013	Dyana Pierre	15	Wright State
March 18, 1983	Char Warring	32	Hawaii	January 2, 2014	Dyana Pierre	18	Bradley
January 31, 1987	Ann Kattreh	30	Drake	January 2, 2014	Azia Washington	15	Bradley
January 8, 1990	Amy Rakers	30	at Western Illinois	February 27, 2014	Dyana Pierre	18	Missouri State
January 18, 1990	Amy Rakers	31	at Eastern Illinois	March 1, 2014	Dyana Pierre	15	Wichita State
March 10, 1990	Amy Rakers	32	Illinois State	March 6, 2014	Dyana Pierre	18	at Loyola
November 28, 1990	Amy Rakers	33	Northern Illinois	November 26, 2014	Dyana Pierre	15	Memphis
February 21, 1993	Anita Scott	30	at Illinois State	December 13, 2014	Dyana Pierre	15	at Austin Peay
January 4, 1994	Racquel Ransom	33	Bradley	January 16, 2015	Dyana Pierre	15	Indiana State
February 22, 1997	Kasia McClendon	30	at Missouri State	January 18, 2015	Azia Washington	16	Evansville
January 11, 2003	Molly McDowell	35	at Evansville	January 30, 2015	Dyana Pierre	18	Loyola
January 31, 2004	Danette Jones	33	Bradley	February 1, 2015	Dyana Pierre	16	Bradley
December 30, 2005	Carlai Moore	31	at Illinois State	February 8, 2015	Dyana Pierre	21	Northern Iowa**
December 17, 2007	Jasmine Gibson	31	Chicago State	February 13, 2015	Dyana Pierre	15	at Evansville
January 26, 2008	Jayne Sweere	33	at Evansville	February 15, 2015	Dyana Pierre	15	at Indiana State
January 14, 2009	Christine Presswood	30	Drake	March 13, 2015	Dyana Pierre	21	Northern Iowa
November 11, 2011	Teri Oliver	32	at Austin Peay	November 21, 2015	Dyana Pierre	21	Tennessee State**
November 24, 2012	Cartaesha Macklin	34	Florida Atlantic	January 1, 2016	Kim Nebo	15	at Drake
March 14, 2013	Cartaesha Macklin	32	Evansville	January 3, 2016	Dyana Pierre	18	at Northern Iowa
January 2, 2014	Dyana Pierre	33	Bradley	January 8, 2016	Dyana Pierre	17	Bradley
December 16, 2014	Dyana Pierre	31	Murray State	January 10, 2016	Dyana Pierre	17	Loyola
February 6, 2015	Rishonda Napier	30	Drake	February 7, 2016	Kim Nebo	15	at Bradley
February 21, 2016	Rishonda Napier	30	Wichita State	March 11, 2016	Dyana Pierre	16	Loyola
March 17, 2016	Rishonda Napier	33	at Western Illinois	November 20, 2016	Lauren Hartman	16	at Purdue
				January 29, 2017	Kim Nebo	15	at Illinois State
				February 22, 2019	Nicole Martin	16	at Loyola

Chronological List of 15+ rebound games

Date	Player	Reb.	Opponent
November 30, 1981	Sue Faber	16	Indiana
February 2, 1982	Char Warring	17	at Indiana State
March 3, 1982	Char Warring	17	Tulsa
December 11, 1982	Connie Price	16	at Illinois-Central
February 19, 1983	Char Warring	16	at Creighton
December 10, 1983	Connie Price	20	Vanderbilt**
February 24, 1984	Connie Price	15	at Missouri State
February 26, 1984	Char Warring	15	Loyola
December 5, 1986	Mary Berghuis	15	Northern Arizona
December 28, 1986	Bridgett Bonds	20	at Wichita State**
December 9, 1987	Mary Berghuis	15	at Illinois
December 14, 1987	Mary Berghuis	16	Tennessee Tech
January 12, 1989	Cathy Kampwerth	15	at Bradley
January 19, 1989	Amy Rakers	18	Missouri State
February 9, 1989	Amy Rakers	16	Western Illinois
February 20, 1989	Amy Rakers	15	Northern Illinois
January 4, 1990	Amy Rakers	18	Illinois State
January 13, 1990	Amy Rakers	16	Drake
January 18, 1990	Amy Rakers	15	at Eastern Illinois
February 1, 1990	Amy Rakers	17	Western Illinois
November 23, 1990	Amy Rakers	17	San Francisco
November 28, 1990	Amy Rakers	15	Northern Illinois
November 30, 1990	Amy Rakers	18	Holy Cross
February 9, 1991	Amy Rakers	16	Western Illinois
January 30, 1992	Kelly Firth	15	Bradley
February 12, 1992	Kelly Firth	15	Murray State
December 13, 1992	Kelly Firth	15	at Illinois
March 9, 1993	Kelly Firth	17	Creighton
December 30, 1993	Angenette Sumrall	15	at Evansville
January 4, 1994	Racquel Ransom	15	Bradley
February 21, 1994	Angenette Sumrall	21	Indiana State**
December 18, 1995	Christel Jefferson	20	Florida International
February 1, 1996	Christel Jefferson	15	Drake
February 1, 1997	Theia Hudson	15	at Illinois State
November 28, 2003	Katie Berwanger	20	at Long Island
March 6, 2004	Katie Berwanger	16	Creighton
January 10, 2008	Jayne Sweere	16	at Wichita State
November 19, 2008	Jasmine Gibson	15	Arkansas State
December 19, 2009	Stephany Neptune	28	Murray State
December 28, 2009	Stephany Neptune	17	at Green Bay
March 4, 2010	Stephany Neptune	17	at Evansville
January 7, 2012	Alexus Patterson	16	Northern Iowa
November 24, 2012	Dyana Pierre	15	Florida Atlantic
November 29, 2012	Dyana Pierre	19	Fort Wayne
December 8, 2012	Dyana Pierre	16	Marshall

**20-20 game

Chronological List of 10+ assist games

Date	Player	Pts.	Opponent
January 15, 1977	Pam Rindine	10	at Missouri St.
December 11, 1977	Helen Meyer	11	at Illinois St.
March 3, 1979	Lynn Williams	11	DePaul
March 8, 1979	Lynn Williams	12	Northwestern
December 10, 1979	Lynn Williams	11	Murray St.
December 15, 1979	Connie Erickson	10	Illinois Chicago
January 18, 1980	Connie Erickson	11	Northwestern
February 9, 1980	Connie Erickson	15	E. Illinois
February 23, 1980	Connie Erickson	11	Missouri
December 12, 1980	Beth Stevenson	11	Vanderbilt
January 23, 1981	D.D. Plab	12	UT Martin
January 24, 1981	D.D. Plab	11	Purdue
February 21, 1981	D.D. Plab	12	Western Kentucky
February 12, 1982	D.D. Plab	11	Missouri St. Louis
January 18, 1983	Sue Faber	10	DePaul
February 23, 1983	Sue Faber	10	Missouri
December 19, 1983	D.D. Plab	10	at DePaul
January 27, 1984	D.D. Plab	10	Missouri St.
March 6, 1985	Marialice Jenkins	12	at Indiana St.
February 6, 1988	Dana Fitzpatrick	11	at Drake
February 8, 1990	Angie Rougeau	10	Western Illinois
January 18, 1992	Anita Scott	10	at Eastern Illinois
February 7, 1994	Nikki Gilmore	10	Illinois St.
February 24, 1994	Nikki Gilmore	10	Wichita St.
March 3, 1994	Nikki Gilmore	11	at Bradley
January 4, 1995	Kasia McClendon	10	Wichita St.
January 8, 2001	Holly Teague	10	Northern Iowa
February 15, 2001	Molly McDowell	11	Drake
November 29, 2001	Holly Teague	11	at UT Martin
January 17, 2002	Holly Teague	10	Indiana St.
February 25, 2003	Molly McDowell	11	Indiana St.
February 28, 2010	Katerina Garcia	12	Wichita St.
February 25, 2011	Brooke Lemar	10	at Indiana St.
December 29, 2012	Cartaesha Macklin	10	at Chicago St.
March 1, 2013	Cartaesha Macklin	10	Bradley
December 11, 2016	Rishonda Napier	11	Memphis
January 13, 2017	Rishonda Napier	11	Wichita St.
December 7, 2018	Brittney Patrick	11	Northern Illinois



MARIE BALLARD

- Starting center on SIU's 1970 team.
- Inducted in 1982.



MARY BERGHUIS

- 1 of 18 SIU players to make multiple NCAA tournament appearances.
- Inducted in 2003.



GLORIA BONALI

- First female athlete in SIU history to letter all four years in 4 sports.
- Inducted in 1983.



BRIDGETT BONDS WILLIAMS

- Helped SIU to back-to-back undefeated conference seasons.
- Inducted in 1993.



SUE FABER GRIMM

- First Saluki women's basketball player to have her jersey number retired.
- Inducted in 1988.




KELLY FIRTH

- 1 of 10 SIU players to repeat as an All-Conference First Team selection.
- Inducted in 2011.



BONNIE FOLEY

- Drafted 7th overall by the St. Louis Streak of the Women's Pro Basketball League.
- Inducted in 1985.



VIRGINIA GORDON

- Lettered in four sports.
- Inducted in 1982.



LYNN HASTIE FITZPATRICK

- Lettered in basketball, golf and field hockey at SIU.
- Inducted in 1983.



GEORGE IUBELT

- Helped SIU make three NCAA Tournament appearances during his eight seasons on Cindy Scott's coaching staff.
- Inducted in 1989.



PETRA JACKSON

- "Pistol" earned the 1995 MVP award for the Illinois Knights in the now defunct Women's Basketball Association.
- Inducted in 1991.



KASIA MCCLENDON

- 3-time MVC Defensive Player of the Year and 1 of 10 Salukis to earn back-to-back All-Conference first team honors.
- Inducted in 2005.



TERI MERICKEL

- Was on two state championship winning Saluki basketball teams in 1970 and 1971.
- Inducted in 1998.



PAULINE POTTS

- High-scoring basketball player who served as V.P. of Women's Athletic Association
- Inducted in 1983.



JUDY POWELL AULD

- Four-sport star who went on to coach tennis at SIU.
- Inducted in 1992.



CONNIE PRICE-SMITH

- Scored over 1,000 points in her career and went on to compete at four Olympic games.
- Inducted in 1990.



AMY RAKERS

- Ranks third in school history in career points.
- Played professionally in Japan.
- Inducted in 1996.



KATHY ROWLETT

- Captured two state titles and finished fifth at 1970 NIT during her basketball career.
- Inducted in 1985.



ANITA SCOTT

- First Saluki woman selected to the U.S. Women's Junior National Team.
- Inducted in 1999.



CINDY SCOTT

- Compiled a 388-215 record, won 3 conference titles and made 4 NCAA Tournament Appearances.
- Inducted in 1994.



TONI SMITH

- A five-sport athlete who captained the basketball team her senior year.
- Inducted in 1983.



BETHEL STOUT

- A six-sport standout who was the leading scorer on the 1970 team that went to Nationals.
- Inducted in 1984.



CLEO ULM

- School's first female student-athlete to win special citation for outstanding leadership and athletic ability.
- Inducted in 1982.



CHAR WARRING

- Scored 1,530 points and grabbed 907 rebounds during her remarkable career.
- Inducted in 1989.

AWARDS/HONORS

CONFERENCE AWARDS/HONORS

MISSOURI VALLEY CONFERENCE

FIRST TEAM ALL-CONFERENCE

1993	Kelly Firth
	Anita Scott
1993	Kelly Firth
	Anita Scott
1994	Nikki Gilmore
	Angenette Sumrall
1995	Nikki Gilmore
1996	Nikki Gilmore
	Kasia McClendon
1997	Kasia McClendon
1999	Terica Hathaway
2007	Carlai Moore
2014	Dyana Pierre
2015	Dyana Pierre
	Rishonda Napier
2016	Rishonda Napier
	Dyana Pierre
	Cartaasha Macklin
2017	Rishonda Napier
	Kylie Giebelhausen
2018	Nicole Martin
	Kylie Giebelhausen
2019	Nicole Martin

SECOND TEAM ALL-CONFERENCE

2006	Carlai Moore
2007	Jayne Sweere
2010	Stephany Neptune

HONORABLE MENTION ALL-CONFERENCE

1993	Tiffany Bolden
1995	Kasia McClendon
	Angenette Sumrall
1997	Theia Hudson
1998	Theia Hudson
2003	Molly McDowell
2007	Erica Smith
2009	Erica Smith
2010	Christine Presswood
2011	Teri Oliver
2012	Cartaasha Macklin
2012	Teri Oliver
2013	Cartaasha Macklin
2019	Makenzie Silvey

ALL-FRESHMAN TEAM

1997	Meredith Jackson
2006	Jasmine Gibson
2007	Dana Olsen
2008	Ellen Young
2010	Teri Oliver
2012	Cartaasha Macklin
2012	Alexus Patterson
2013	Rishonda Napier
2015	Kylie Giebelhausen
2017	Nicole Martin
2018	Abby Brockmeyer
	Makenzie Silvey

ALL-DEFENSIVE TEAM

2007	Jayne Sweere
2008	Erica Smith
2015	Dyana Pierre
2016	Dyana Pierre
2018	Kylie Giebelhausen

ALL-DEFENSIVE TEAM

2007	Jayne Sweere
2008	Erica Smith
2015	Dyana Pierre
2016	Dyana Pierre
2018	Kylie Giebelhausen

ALL-NEWCOMER TEAM

1995	Cari Hassell
------	--------------

ALL-TOURNAMENT TEAM

1996	Kasia McClendon
------	-----------------

COACH OF THE YEAR

2007	Dana Eikenberg
------	----------------

DEFENSIVE PLAYER OF THE YEAR

1995	Kasia McClendon
1996	Kasia McClendon
1997	Kasia McClendon

NEWCOMER OF THE YEAR

1995	Cari Hassell
2000	Holly Teague
2006	Carlai Moore

FRESHMAN OF THE YEAR

1995	Cari Hassell
2012	Cartaasha Macklin
2018	Abby Brockmeyer

GATEWAY CONFERENCE

FIRST TEAM ALL-CONFERENCE

1982-83	Connie Price
	Char Warring
	Char Warring
1984	Char Warring
1985	Petra Jackson
1986	Petra Jackson
1987	Bridgett Bonds
	Ann Kattreh
1990	Amy Rakers
1991	Amy Rakers
1992	Kelly Firth
	Anita Scott

SECOND TEAM ALL-CONFERENCE

1986	Bridgett Bonds
1988	Bridgett Bonds
	Mary Berghuis
1989	Dana Fitzpatrick
	Cathy Kampwerth

HONORABLE MENTION ALL-CONFERENCE

1984	Petra Jackson
	Connie Price
1985	Ann Kattreh
1987	Mary Berghuis
1992	Karrie Redeker

ALL-TOURNAMENT TEAM

1990	Amy Rakers
------	------------

MOST VALUABLE PLAYER

1987	Bridgett Bonds
1990	Amy Rakers

TOURNAMENT MVP

1990	Amy Rakers
------	------------

COACH OF THE YEAR

1985	Cindy Scott
1986	Cindy Scott

ALL-DECADE TEAM

1980s	Amy Raker
-------	-----------

REGIONAL AWARDS

ALL-DISTRICT

1987	Bridgett Bonds
------	----------------

DISTRICT COACH OF THE YEAR

1987	Cindy Scott
1990	Cindy Scott

ACADEMIC HONORS

SCHOLAR-ATHLETE FIRST TEAM

1993	Kelly Firth
2000	Melaniece Bardley
2006	Erin Pauk
2016	Rishonda Napier
	Kim Nebo
2017	Kim Nebo
	Rishonda Napier
2018	Kylie Giebelhausen
2019	Nicole Martin
	Makenzie Silvey

SCHOLAR-ATHLETE SECOND TEAM

1997	Beth Hasheider
1998	Beth Hasheider
2003	Molly McDowell
2004	Katie Berwanger
	Danette Jones
2007	Erin Pauk
	Erica Smith
	Erica Smith
2009	Erica Smith
2015	Rishonda Napier
2017	Kylie Giebelhausen
2019	Abby Brockmeyer

SCHOLAR-ATHLETE HONORABLE MENTION

1996	Beth Hasheider
1997	Brand Anderson
1998	Meredith Jackson
	Melaniece Bardley
1999	Terica Hathaway
2001	Kristine Abramowski
2003	Katie Berwanger
2004	Dana Pinkston
2006	Jayne Sweere

2007	Jayne Sweere
2008	Jayne Sweere
	Erin Pauk
	Erica Smith

2009	Kaci Bailey
	Jasmine Gibson
	Christine Presswood
2010	Jordyn Courier
2013	Jordyn Courier
2014	Jordyn Courier
2016	Kylie Giebelhausen

ACADEMIC ALL-DISTRICT SECOND TEAM

2006	Erin Pauk
2009	Erica Smith

WBCA ACADEMIC TOP-25 HONOR ROLL

2005	22nd (3.314 GPA)
2007	19th (3.31 GPA)
2008	12th (3.371 GPA)
2017	T-22nd (3.51 GPA)
2019	11th (3.62 GPA)

WEEKLY AWARDS

MVC PLAYER OF THE WEEK

1993	Anita Scott	2/15/93
1994	Rockey Ransom	1/4/94
	Nikki Gilmore	3/1/94
1995	Christel Jefferson	2/27/95
1996	Kasia McClendon	1/8/96
	Kasia McClendon	2/5/96
1997	Kasia McClendon	12/16/96
	Kasia McClendon	3/3/97
2000	Melaniece Bardley	11/22/99
2001	Danielle Lawary	12/27/00
2002	Molly McDowell	12/3/01
2007	Jayne Sweere	1/15/07
2008	Jasmine Gibson	12/26/07
2012	Teri Oliver	1/23/12
2014	Dyana Pierre	3/3/14
2015	Dyana Pierre	2/9/15
	Dyana Pierre	12/1/14
	Rishonda Napier	2/22/16
	Rishonda Napier	12/21/15
2017	Kylie Giebelhausen	11/21/16
	Rishonda Napier	12/12/16
2018	Abby Brockmeyer	1/2/18
	Nicole Martin	2/5/18
2019	Kristen Nelson	12/26/18

MVC NEWCOMER OF THE WEEK

2006	Jayne Sweere	11/28/05
	Carlai Moore	1/3/06
	Carlai Moore	1/23/06
	Carlai Moore	3/6/06
2007	Debbie Burris	1/2/06
	Dana Olsen	1/15/07
2008	Tanaeya Worden	11/12/07
2009	Alex Hart	3/9/09
2010	Stephany Neptune	11/23/09
2010	Stephany Neptune	12/21/09
2010	Stephany Neptune	1/4/10
2010	Stephany Neptune	3/1/10
2010	Stephany Neptune	3/8/10
2012	Cartaasha Macklin	1/30/12
2012	Cartaasha Macklin	1/23/12
2012	Alexus Patterson	1/12/12
2013	Rishonda Napier	1/28/13
2017	Lauren Hartman	12/12/16
2018	Abby Brockmeyer	11/20/17
	Abby Brockmeyer	11/27/17
	Abby Brockmeyer	1/2/18
	Makenzie Silvey	1/22/18

MVC SCHOLAR-ATHLETE OF THE WEEK

2007	Erica Smith	1/25/07
2016	Kim Nebo	1/6/16
	Rishonda Napier	12/21/15
2017	Kylie Giebelhausen	12/12/16

GATEWAY PLAYER OF THE WEEK

1984	Petra Jackson	12/5/83
	D.D. Plab	1/16/84
	Char Warring	2/28/84
1985	Petra Jackson	12/17/84
1986	Petra Jackson	12/2/85
	Petra Jackson	2/3/86
	Ann Kattreh	2/3/87
1987	Cathy Kampwerth	1/17/89
	Tonda Seals	2/28/89
1990	Amy Rakers	12/12/89
	Amy Rakers	1/16/90
	Amy Rakers	3/6/90
1991	Amy Rakers	12/4/90
	Amy Rakers	1/22/91
1992	Angie Rougeau	1/7/92

OLYMPICS/HALL OF FAME

U.S. OLYMPIC FESTIVAL PARTICIPANTS

1979	Connie Erickson
1985	Bridgett Bonds
1987	Dana Fitzpatrick
	Cathy Kampwerth
1991	Anita Scott
1993	Nikki Gilmore
1994	Christel Jefferson

U.S. NATIONAL TEAM

1991	Anita Scott
------	-------------

U.S. NATIONAL TEAM

1991	Anita Scott
1976	Billie Moore

TEAM AWARDS

CINDY SCOTT INTENSE DESIRE TO WIN AWARD

1999	Jessie Phillips
2000	Melaniece Bardley
2001	Terica Hathaway
	Molly McDowell
	Holly Teague
2002	Molly McDowell

GEORGE IUBELT DEFENSIVE AWARD

1989	Dana Fitzpatrick
1992	Karrie Redeker
1993	Angie Rougeau
1994	Christel Jefferson
1995	Kasia McClendon
1996	Kasia McClendon
1997	Kasia McClendon
1999	O'Desha Proctor
2000	Kristine Abramowski
2001	Holly Teague
2002	Hillary Phillips
2003	Hillary Phillips

GEORGE IUBELT DEFENSIVE AWARD

1989	Dana Fitzpatrick
------	------------------

SIU FEMALE ATHLETE OF THE YEAR

1979	Sue Faber
1986	Petra Jackson
1987	Bridgett Bonds
1990	Amy Rakers
1991	Amy Rakers

VIRGINIA GORDON AWARD

1987	Ann Kattreh
1992	Colleen Heimstead
1993	Kelly Firth

SIU OUTSTANDING LEADER ATHLETE

1987	Marialice Jenkins
1998	Branda Anderson

RETIRED JERSEY NUMBERS

44	Sue Faber
34	Amy Rakers



Billie Moore, a graduate assistant coach under Charlotte West in 1968, went on to coach the first U.S. Women's Basketball Olympic Team in 1976.

Sorted by Total Points

Player (Seasons)	GP	MIN	FG-A	FG%	FT-A	FT%	REB	AVG	PE	A	TO	B	S	PTS	AVG
1. Cartaesha Macklin (2012-16)	131	4088	608-1528	.398	465-603	.771	627	4.8	357	486	494	26	164	1779	13.6
2. Rishonda Napier (2013-17)	126	4138	607-1694	.358	237-279	.849	355	2.8	143	436	321	21	152	1728	13.7
3. Amy Rakers (1988-91)	111	3008	630-1173	.537	278-367	.757	945	8.5	315	191	247	79	116	1538	13.9
4. Char Warring (1981-84)	117	---	602-1014	.594	326-635	.513	907	7.8	307	58	214	60	113	1530	13.1
5. Sue Faber (1980-83)	111	---	629-1423	.442	251-381	.659	1014	9.2	246	290	314	61	203	1507	13.7
6. Petra Jackson (1983-86)	114	3283	650-1333	.488	175-223	.785	641	5.6	203	268	267	25	189	1475	12.9
7. Dyana Pierre (2012-2016)	118	3450	581-1203	.483	263-460	.572	1218	10.3	343	108	302	162	98	1425	12.1
8. D.D. Plab (1981-84)	121	---	590-1335	.442	200-248	.806	229	1.9	229	508	509	39	177	1380	11.4
9. Kylie Giebelhausen (2015-18)	125	4154	469-1246	.376	111-153	.725	575	4.6	202	310	248	141	139	1298	10.4
10. Connie Price (1981-84)	107	---	511-895	.571	249-408	.610	744	7.0	347	71	264	33	86	1271	11.9
Molly McDowell (2000-03)	108	3258	400-1032	.388	367-436	.842	405	3.8	287	355	374	51	198	1271	11.8
12. Terica Hathaway (1998-01)	106	3013	516-1323	.390	162-229	.707	552	5.2	203	181	296	31	109	1238	11.7
13. Bridgett Bonds (1985-88)	103	2774	516-898	.575	195-343	.569	717	7.0	291	185	305	56	157	1227	11.9
14. Mary Berghuis (1985-88)	115	3186	503-877	.574	212-318	.667	778	6.8	356	142	209	83	106	1218	10.6
15. Teri Oliver (2010-12)	85	2950	383-1107	.346	198-265	.747	310	3.7	219	136	237	24	112	1199	14.1
16. Jayme Sweere (2006-08)	90	2726	467-1170	.399	172-243	.708	506	5.6	201	253	236	58	137	1192	13.2
17. Bonnie Foley (1976-79)	92	---	483-1025	.471	147-246	.598	998	10.8	---	---	---	---	---	1183	12.9
18. Kasia McClendon (94-97)	95	2884	465-1108	.420	134-226	.593	419	4.4	190	365	289	5	366	1167	12.3
19. Angie Rougeau (1990-93)	120	3572	444-1141	.389	206-287	.718	588	4.9	259	382	311	49	109	1138	9.5
20. Theia Hudson (1995-98)	107	2235	448-759	.590	238-416	.572	610	5.7	219	33	174	15	45	1134	10.6
21. Nikki Gilmore (1993-96)	103	2496	390-976	.400	268-377	.711	226	2.2	252	361	375	10	141	1128	11.0
22. Jeri Hoffman (1976-79)	89	---	453-1155	.392	151-218	.693	666	7.5	---	268	---	---	---	1127	12.7
23. Jasmine Gibson (2006-09)	107	2728	458-954	.480	161-221	.729	495	4.6	248	88	183	29	96	1096	10.2
24. Kelly Firth (1990-93)	115	2911	427-780	.547	239-331	.722	811	7.1	315	109	187	19	119	1093	9.5
25. Ann Kattreh (1984-87)	98	2769	466-998	.467	128-174	.736	302	3.1	158	175	183	36	104	1060	10.8
26. Nicole Martin (2017-pres.)	92	2262	405-790	.513	223-346	.645	553	6.0	226	71	197	46	86	1037	11.3
27. Erica Smith (2006-09)	118	3176	328-732	.448	208-311	.669	613	5.2	264	278	338	49	166	932	7.9
28. Anita Scott (1990-93)	117	2973	384-818	.469	134-224	.598	268	2.3	154	325	283	8	140	923	7.9
29. Carlai Moore (2005-07)	58	1759	381-688	.554	124-172	.721	278	4.8	164	87	115	11	42	890	15.3
30. Azia Washington (2013-2016)	121	2529	351-825	.425	148-208	.712	675	5.6	276	52	132	34	84	883	7.3
31. Cathy Kampwerth (1986-89)	115	2275	367-711	.516	132-199	.663	521	4.5	195	85	172	104	65	868	7.5
32. Dana Fitzpatrick (1986-89)	104	2733	374-934	.400	112-183	.612	476	4.6	217	323	271	19	167	862	8.3
33. Danette Jones (2002-05)	108	2437	285-806	.354	131-185	.708	163	1.5	120	91	156	5	39	854	8.0
34. Katrina Swingler (2008-11)	113	2293	340-795	.428	133-177	.751	446	3.9	366	78	189	31	97	818	7.2
35. Melaniece Bardley (1997-00)	111	2554	308-651	.473	165-270	.611	557	5.0	361	91	253	82	96	782	7.0
36. Makenzie Silvey (2018-pres.)	61	1866	281-739	.380	73-89	.820	209	3.4	113	135	127	10	84	755	12.4
37. Karrie Redeker (1989-92)	110	2190	257-689	.373	49-74	.662	254	2.3	128	198	147	6	61	724	6.6
38. O'Desha Proctor (1996-99)	101	2217	257-848	.324	120-173	.694	373	3.7	198	179	264	15	121	689	6.8
39. Racquel Ransom (1992-95)	94	2095	289-604	.478	166-240	.692	463	4.9	202	92	139	8	63	687	7.3
40. Christel Jefferson (1993-96)	105	2291	298-621	.480	85-178	.478	576	5.5	282	166	200	22	69	686	6.5
41. Tiffany Bolden (1991-93)	79	1324	278-600	.463	105-170	.618	393	5.0	167	52	112	52	52	661	8.4
42. Tonda Seals (1986-89)	103	2000	268-645	.416	108-164	.659	165	1.6	160	137	164	12	85	650	6.3
43. Mary Boyes (1980-82)	79	---	278-662	.420	93-138	.674	247	3.1	156	151	225	9	40	649	8.2
44. Angenette Sumrall (1994-95)	55	1414	252-488	.516	127-222	.572	478	8.7	191	46	114	33	100	631	11.5
45. Abby Brockmeyer (2018-pres.)	61	1732	220-492	.447	161-253	.636	456	7.5	153	71	100	75	46	626	10.3
46. Leola Greer (1980-81)	54	---	247-458	.539	98-140	.700	369	6.8	122	58	104	12	67	592	11.0
47. Erin Pauk (2006-08)	90	2704	186-499	.373	129-159	.811	222	2.5	162	250	169	5	74	585	6.5
48. Holly Teague (2001-02)	54	1898	193-571	.338	130-176	.739	184	3.4	126	232	249	3	63	582	10.7
49. Tiffany Crutcher (2001-04)	100	1646	227-532	.427	115-173	.665	269	2.7	248	46	149	36	32	570	5.7
50. Karen Powell (1991-94)	97	1327	187-550	.340	36-52	.692	93	1.0	110	78	119	2	29	567	5.8
51. Lynn Williams (1977-80)	81	---	250-627	.399	56-91	.615	283	3.5	220	246	306	---	---	556	6.9
52. Kristine Abramowski (98-01)	101	2357	212-403	.526	124-211	.588	535	5.3	265	116	248	82	117	550	5.4
Dana Pinkston (2003-04)	54	1574	179-520	.344	106-140	.757	192	3.6	144	152	217	3	71	550	10.1
Kim Nebo (2014-17)	111	1837	224-451	.497	102-173	.590	489	4.4	190	47	136	35	41	550	5.0
55. Kristen Nelson (2017-pres.)	92	1885	185-453	.408	103-147	.701	152	1.7	194	193	162	36	83	549	6.0
56. Alondray Rogers (1980-81)	60	---	239-531	.450	66-118	.559	437	7.3	149	51	153	52	86	544	9.1
57. Katie Berwanger (2000-04)	96	1985	131-546	.340	54-98	.551	487	5.1	220	64	167	28	102	517	5.4
58. Marialice Jenkins (1984-87)	104	2940	214-452	.473	64-98	.653	255	2.4	124	360	268	7	103	514	4.9
59. Jordyn Courier (2012-14)	112	1904	175-481	.364	42-67	.627	155	1.4	204	58	128	35	52	501	4.5
60. Jodi Heiden (2001-04)	90	1687	191-424	.450	99-129	.767	350	3.9	146	66	151	21	50	491	5.5
61. Heather Slater (1993-96)	91	1359	186-381	.488	110-173	.636	293	3.2	171	37	92	17	61	482	5.3
62. Christine Presswood (09-10)	45	1136	165-436	.378	71-99	.717	102	4.4	77	55	95	7	26	480	2.9

Player (Seasons)	GP	MIN	FG-A	FG%	FT-A	FT%	REB	AVG	PE	A	TQ	B	S	PTS	AVG
63. Cozette Wallace (1984-87)	108	1408	194-370	.524	90-166	.542	337	3.1	227	83	142	33	31	478	4.4
64. Carlie Corrigan (2014-17)	118	1780	169-544	.311	49-74	.662	207	1.8	111	111	92	3	29	469	4.0
65. Maria Niebrugge (1998-01)	72	1676	210-440	.477	42-68	.618	311	4.4	76	113	123	3	56	463	6.4
66. Meredith Jackson (1997-99)	71	1365	146-367	.398	57-63	.905	161	2.3	60	107	91	38	23	448	6.3
67. Daphney Desamours (2004-05)	52	1206	161-422	.382	106-180	.589	178	3.4	130	125	193	2	63	445	8.6
68. Mercedes Griffin (2013-2015)	109	2407	150-434	.345	122-200	.610	200	1.8	208	135	209	37	104	430	3.9
69. Colleen Heimstead (1989-92)	118	2639	145-385	.377	125-170	.735	267	2.3	187	309	320	7	90	416	3.5
70. Beth Hasheider (1995-98)	108	2116	116-328	.353	132-196	.673	186	1.7	166	204	218	2	66	406	3.8
71. Geshla Woodard (2000-02)	80	1237	166-414	.401	69-115	.600	315	3.9	157	38	120	31	47	401	5.0
72. Deanna Kibelkis (1987-90)	111	1364	160-369	.434	75-116	.647	181	1.6	132	99	125	13	35	395	3.6
73. Rosalyn Bartley (1981-82)	38	---	181-402	.450	25-34	.735	104	2.7	55	39	74	3	37	387	10.2
74. Sidney Goins (2012-14)	95	1486	137-431	.318	44-59	.746	141	1.5	105	63	154	9	26	383	4.0
75. Carri Hassell (1994)	28	782	131-399	.328	41-61	.672	86	3.1	55	39	58	3	41	382	13.6
76. Celina VanHyfte (2015-19)	117	1646	147-377	.390	78-128	.609	313	2.7	175	37	113	29	38	377	3.2
77. Elyse Morris (2003-06)	58	1593	151-365	.410	42-63	.670	233	4.0	153	109	164	7	56	374	6.5
78. Jill Pomeranke (1978-79)	---	---	162-333	.486	30-44	.682	106	---	56	60	109	---	---	361	---
79. Courtney Smith (1998-01)	72	1451	132-367	.360	86-167	.515	245	3.4	107	143	190	4	60	359	5.0
80. Ellen Young (2008)	30	855	127-319	.398	51-74	.689	106	3.5	62	46	52	2	26	358	11.9
81. Stephany Neptune (2010)	29	1045	125-308	.406	85-133	.639	317	10.9	92	145	163	35	71	335	11.6
82. Brittney Patrick (2017-pres.)	88	1842	113-307	.368	73-117	.624	210	2.4	187	259	165	10	92	328	3.7
83. Alexus Patterson (2012-2015)	65	1083	141-335	.420	36-90	.400	323	4.9	152	23	81	26	54	318	4.9
84. Connie Erickson (1980)	28	---	135-336	.402	36-70	.514	75	2.7	80	164	141	9	102	306	10.9
85. Ariel Haynes (2012-2015)	108	1473	46-144	.319	42-63	.667	239	2.2	176	40	106	34	30	302	2.8
86. Sandy Martin (1979-82)	77	---	134-327	.410	29-49	.604	113	1.5	72	46	91	0	33	297	3.9
87. Rose Peeples (1983)	33	1058	127-259	.490	32-41	.780	128	3.9	85	45	64	6	27	286	8.7
88. Alison Smith (1990-91)	29	830	104-257	.405	60-77	.779	71	2.5	45	59	53	7	23	271	9.4
89. Dana Olsen (2007)	32	721	101-195	.518	66-91	.725	117	3.7	81	34	59	9	18	270	8.4
90. Diane Ruby (1979-81)	54	---	110-333	.330	48-65	.738	147	2.7	50	58	93	1	35	268	5.0
91. Debbie Burris (2007-08)	32	852	93-234	.397	27-32	.844	60	1.9	47	46	39	16	36	266	8.3
Wendy Goodman (2002-05)	83	1293	107-232	.461	52-85	.612	263	3.2	168	33	87	14	28	266	3.2
93. Kelly Geistler (1992-95)	95	1050	113-273	.414	39-70	.557	220	2.3	112	23	73	15	13	265	2.8
94. Deanna Sanders (1988-89)	45	960	91-247	.368	23-31	.742	64	1.4	39	54	80	3	23	264	5.9
95. Hillary Phillips (2002-03)	54	1475	99-263	.376	47-84	.560	248	4.6	132	113	91	49	85	262	4.9
96. Amy Hayden (2003-06)	88	1361	93-317	.290	30-39	.770	135	1.5	63	116	105	0	33	258	2.9
Cyd Mitchell (1988-91)	96	934	107-214	.500	44-74	.595	203	2.1	67	54	62	11	22	258	2.7
98. CiCi Shannon (2011-2012)	60	1053	95-220	.432	55-102	.539	319	5.3	188	17	73	149	28	245	4.1
99. Niki Washington (1997)	48	739	91-282	.323	42-71	.592	132	2.8	77	55	78	28	42	244	5.1
100. Kaci Bailey (2006-09)	101	1321	71-213	.333	37-53	.698	70	0.7	63	71	69	3	34	241	2.4
101. Brooke LeMar (2011-12)	60	1520	33-110	.300	29-38	.763	156	2.6	105	194	234	1	43	240	4.0
102. Anne Thouvenin (1985-88)	87	1001	104-269	.387	18-34	.529	77	0.9	65	72	78	5	26	226	2.6
103. Pam Rendine (1977)	23	---	99-241	.411	22-34	.647	48	2.1	56	103	84	---	---	220	9.6
104. Beth Stevenson (1980-82)	62	---	55-157	.350	100-163	.613	39	0.6	112	184	167	1	52	210	3.4
105. Vicki Stafko (1979-81)	69	---	94-248	.379	21-33	.636	120	1.7	110	39	78	14	16	209	3.0
106. Charnise Mitchell (2010-12)	54	986	69-171	.404	67-124	.540	210	3.9	106	23	79	4	9	208	3.9
Tiffany Spencer (1994-97)	102	996	76-182	.418	56-120	.467	181	1.8	161	10	97	26	12	208	2.0
108. Danielle Lawary (2000-02)	41	400	73-160	.456	60-96	.625	108	2.6	78	15	26	7	22	206	5.0
109. LaQuanda Chavours (1993-96)	74	1286	85-244	.348	28-53	.528	188	2.5	83	59	94	5	42	202	2.7
110. Susan Wright (1981-83)	51	---	87-194	.448	22-39	.564	70	1.4	57	---	---	---	---	196	3.8
111. Angela Tolbert (2001-02)	27	555	75-195	.385	45-60	.750	86	3.2	46	28	57	4	18	195	7.2
112. Robin Deterding (1977-78)	---	---	83-183	.454	21-41	.512	228	---	58	28	68	---	---	187	---
113. Lauren Hartman (2017-pres.)	80	947	78-196	.398	16-30	.533	232	2.9	98	28	56	21	31	185	2.3
114. Kellye Rogers (1980)	27	---	74-176	.420	35-52	.673	112	4.2	60	11	41	1	17	183	6.8
115. Eleanor Carr (1983-84)	60	1075	71-155	.458	40-71	.563	109	1.8	116	124	147	2	80	182	3.0
116. Ellen O'Brien (1983-86)	83	750	65-155	.419	45-87	.517	131	1.6	59	33	53	10	23	175	2.1
117. Alex Hart (2009)	27	687	51-176	.290	41-67	.612	57	2.1	69	36	57	1	21	170	6.3
118. Cheryl Weis (1990-91)	53	628	79-157	.503	11-20	.550	124	2.3	64	14	33	12	16	169	3.2
119. Jameeka Bouie (2013-14)	23	479	62-156	.397	26-41	.634	48	2.1	34	22	38	5	7	165	7.2
120. Terry Schmittgens (1982-85)	62	581	52-125	.416	51-75	.680	146	2.4	50	32	51	16	39	157	2.5
121. Antishia Wright (2011-12)	29	554	56-162	.346	24-34	.706	74	2.6	50	29	50	8	25	156	5.4
Stephanie Brown (2003-04)	37	522	60-160	.375	34-55	.618	105	2.8	55	39	60	10	43	156	4.2
123. Lecretia Akines (2004-05)	46	880	66-166	.398	23-32	.719	84	1.8	43	20	81	6	20	155	3.4
124. Hannah Shores (2014-2015)	53	866	57-200	.285	23-36	.638	103	1.9	76	69	101	5	26	149	2.8
125. Olivia Lett (2009-2010)	28	548	53-147	.360	27-32	.843	73	2.6	55	37	54	5	7	148	5.6

Player (Seasons)	GP	MIN	FG-A	FG%	FT-A	FT%	REB	AVG	PE	A	TO	B	S	PTS	AVG
126. Ashley Hummel (2016-18)	68	433	64-140	.457	16-30	.533	90	1.3	48	7	33	11	5	148	2.2
127. Cortney Sales (2007-08)	55	764	56-143	.392	31-57	.544	156	2.8	93	17	53	2	29	143	2.6
Nneka Nwani (2010-11)	53	748	61-134	.455	21-54	.389	165	3.1	117	3	59	25	24	143	2.7
129. Robin Smith (1992-93)	29	502	58-162	.358	20-34	.588	52	1.8	31	41	52	0	11	140	4.8
130. Katerina Garcia (2010)	28	674	42-151	.278	26-59	.610	71	2.5	52	93	100	3	27	138	4.9
131. Tanaeya Worden (2008)	23	496	42-158	.266	25-31	.806	35	1.5	51	35	35	2	33	133	5.8
132. Eboni Crayton (2010-11)	34	551	51-139	.367	29-45	.644	81	2.4	53	15	33	12	15	132	3.9
133. Rachel Pudlowski (2018-pres.)	61	648	44-130	.338	33-63	.524	89	1.5	81	50	48	6	24	132	2.2
134. Janina Lopez (2000)	28	342	45-140	.321	5-11	.455	27	1.0	20	26	35	0	10	128	4.6
135. Tiajaney Hawkins (2016-18)	46	79	54-120	.450	17-33	.515	76	1.7	56	28	18	2	14	128	2.8
136. Renee Reed (2011)	22	357	43-138	.312	4-9	.556	27	1.2	12	15	33	3	8	124	5.6
137. India Bruster (2005-06)	32	427	51-129	.400	20-31	.645	129	4.0	64	6	42	28	21	122	3.8
138. Jessie Phillips (1997-99)	63	1097	53-199	.266	19-31	.613	152	2.4	84	55	108	0	24	122	1.9
139. Linda Wilson (1983-86)	60	440	45-88	.511	31-52	.596	92	1.5	74	12	51	5	12	121	2.0
140. Adrienne Griffith (2009-10)	26	395	41-100	.410	31-69	.449	109	4.2	65	5	50	11	14	117	4.5
Kerri Hawes (1989-90)	28	366	51-113	.451	15-26	.577	73	2.6	33	10	19	2	11	117	4.2
142. LaToya Graves (2000)	28	440	43-133	.323	20-37	.541	65	2.3	67	37	49	6	20	112	4.0
143. Cheri Bacon (1982-85)	35	434	42-98	.429	23-40	.575	82	2.3	47	29	52	6	16	107	3.1
144. Branda Anderson (1995-98)	73	472	45-116	.388	13-29	.448	101	1.4	63	19	42	9	17	103	1.4
Eileen Richardson (1987-90)	70	696	34-102	.333	35-55	.636	56	0.8	83	60	111	7	34	103	1.5
146. Payton McCallister (2019-pres.)	28	361	34-109	.312	17-23	.739	48	1.7	34	36	27	2	11	103	3.7
147. Jennifer Williams (1993-94)	49	378	36-79	.456	30-41	.732	64	1.3	49	9	27	7	11	102	2.1
Kim Frick (1982-83)	40	---	37-77	.481	28-42	.667	64	1.6	39	---	---	---	---	102	2.6
149. Regina Banks (1987-88)	43	320	29-84	.345	43-71	.606	94	2.2	35	10	27	1	17	101	2.3
150. Katy Freeman (2005-06)	22	413	37-101	.366	20-28	.714	42	1.9	27	16	25	0	14	96	4.4
Amy Hortsman (1989-92)	51	367	34-72	.472	28-46	.609	62	1.2	44	10	36	7	12	96	1.9
152. Tami Sanders (1984-85)	38	361	29-78	.372	33-60	.550	76	2.0	49	14	28	7	8	91	2.4
153. Megan Miller (2002-03)	50	425	29-117	.248	22-40	.550	70	1.4	68	18	43	10	10	89	1.8
154. Kathy Pabst (1979-80)	39	---	32-73	.438	21-33	.636	51	1.3	46	5	28	2	5	85	2.2
Clarise Jones (2004)	25	323	35-113	.310	6-7	.857	22	0.9	24	16	30	2	5	85	3.4
156. Bernetra Grayer (2004-05)	40	327	35-86	.407	15-18	.833	67	1.7	57	8	28	11	7	80	2.0
157. Mary Scheafer (1980)	20	---	35-75	.467	15-19	.789	80	4.0	41	5	14	10	4	78	3.8
Olivia Bowling (2016-18)	59	470	26-69	.377	15-20	.750	46	0.8	33	49	49	1	11	78	1.3
Kim Holloway (1999-00)	29	659	28-112	.250	21-40	.525	62	2.1	51	42	69	0	17	78	2.7
160. Endia Joiner (1991-92)	36	274	27-68	.397	22-42	.524	76	2.1	56	14	26	10	9	76	2.1
161. Karlee Myers (2009)	28	378	23-74	.311	27-44	.614	51	1.8	32	13	24	3	10	75	2.7
162. Blair Stephenson (2015-2016)	62	485	21-78	.269	19-33	.576	42	0.7	29	30	43	1	6	73	1.2
163. LaToya Hambrick (2009-10)	31	399	23-56	.410	21-40	.525	89	3.4	74	6	30	1	5	67	2.1
164. Gentry Dietz (2006-07)	25	327	23-59	.390	17-30	.567	74	3.0	45	7	32	13	8	63	2.5
165. Tracy Holscher (1993-96)	55	316	24-88	.273	9-22	.409	18	0.3	26	13	29	0	10	64	1.2
166. Theresa Parker (2006)	26	318	25-57	.439	11-18	.611	67	2.6	31	4	23	13	3	61	2.3
167. Tiffany Traylor (1998-99)	33	332	19-72	.264	14-34	.412	36	1.1	32	21	45	3	14	57	1.7
168. Christine Perry (2002-03)	48	333	13-76	.171	21-33	.636	21	0.4	22	24	62	0	8	53	1.1
169. Barb Verderber (1980-81)	20	---	25-53	.472	2-5	.400	34	1.7	27	3	11	0	2	52	2.6
Mary Biondi (1978-79)	---	---	15-29	.517	22-31	.710	12	---	31	10	---	---	---	52	---
171. Diane Beideck (1988)	16	130	21-51	.412	2-6	.333	8	0.5	14	10	10	2	4	47	2.9
172. Julie Madura (2004)	19	300	17-47	.362	9-23	.391	25	1.3	29	18	26	0	3	46	2.4
173. Pam Mann (1982-83)	33	150	8-17	.471	29-43	.674	8	0.2	13	15	27	0	11	45	1.4
174. Caitlin Link (2019-pres.)	24	255	15-47	.319	3-6	.500	22	0.9	21	14	23	0	5	44	1.8
175. Lynn Morancie (2000)	29	261	14-50	.280	11-14	.785	22	0.7	39	17	47	1	7	40	1.3
176. Katie Wagner (2010)	23	365	8-29	.276	23-29	.793	66	2.9	42	8	25	3	8	39	1.7
177. Eryn Stepherson (2009)	21	291	15-57	.263	1-4	.250	12	0.6	19	19	11	1	9	36	1.7
Laura Cooper (2004)	19	102	13-39	.333	0-1	.000	2	0.1	7	4	11	1	1	36	1.9
179. Jaleesa Armstrong (2012)	23	160	12-45	.267	4-8	.500	15	0.7	13	16	33	0	4	35	1.5
Paris Campbell (2008)	24	186	16-33	.485	3-9	.333	33	1.4	32	7	17	5	4	35	1.5
181. Gena Valli (1978-79)	---	---	10-31	.323	8-9	.889	38	---	25	7	7	---	---	28	---
182. Ann Morgan (1997-00)	30	130	8-15	.533	11-17	.647	23	0.8	27	4	12	6	3	27	0.9
Lisa Dye (1984-85)	15	41	10-17	.588	7-9	.778	19	1.3	4	1	7	0	2	27	1.8
184. Heather Whalin (1996-97)	26	137	10-28	.357	4-9	.444	24	0.9	11	14	18	0	6	26	1.0
185. Raquel Miller (2011-12)	26	260	12-38	.316	1-3	.333	38	1.5	31	5	22	11	3	25	1.0
Cindy Farr (1987-88)	17	52	8-18	.444	9-11	.818	10	0.6	9	1	5	0	0	25	1.5
187. Jennifer Wegley (2001)	16	151	11-31	.355	0-1	.000	22	1.4	25	9	10	1	5	22	1.4
188. Mary Noble (1985-86)	17	79	4-17	.235	12-16	.750	18	1.1	6	6	11	0	4	20	1.2

Player (Seasons)	GP	MIN	FG-A	FG%	FT-A	FT%	REB	AVG	PF	A	TO	B	S	PTS	AVG
189. Caitlyn Claussen (2017-pres.)	26	132	7-32	.219	4-5	.800	19	0.7	15	9	13	0	3	18	0.7
190. Taylor Ignoto (2011)	17	115	6-30	.200	3-6	.500	11	0.6	9	3	19	3	2	17	1.0
191. Grace Johnson (1989-91)	21	77	5-19	.263	4-10	.400	14	0.7	9	2	8	1	2	15	0.7
Linzi Moore (2013)	7	100	5-28	.179	12-23	.522	40	1.4	7	8	5	0	6	15	2.1
193. Deb Koher Plummer (1986-88)	25	56	5-13	.385	3-5	.600	10	0.4	3	0	7	0	0	13	0.5
194. Sandy Lemon (1977-79)	11	---	6-28	.214	1-5	.200	3	0.3	2	0	2	---	---	13	1.2
195. Rani Brandon (2011)	7	54	5-12	.417	2-4	.500	11	1.6	6	1	4	1	2	12	1.7
196. Kathy Schappaugh (1978-79)	---	---	4-10	.400	2-5	.400	15	---	9	3	7	---	---	10	---
197. Alissa Jaehnke (2003)	8	52	4-5	.800	2-2	1.000	4	0.5	4	0	4	0	0	10	1.3
198. Lacie Ward (2009)	5	21	3-10	.300	0-0	.000	3	0.6	4	0	4	0	2	9	1.8
Courtney Grant (2007)	15	33	4-7	.571	1-2	.500	1	0.1	2	1	2	0	2	9	0.6
Lori Swanson (1984)	11	33	3-6	.500	3-5	.600	4	0.4	2	1	4	0	1	9	0.8
Jennifer Edmonds (1981)	8	---	4-10	.400	1-5	.200	6	0.8	0	1	2	0	1	9	1.1
202. Mary Marable (1982)	6	26	3-10	.300	2-4	.500	6	1.0	5	2	5	1	0	8	1.3
Lori Peterson (1981)	5	---	4-7	.571	0-1	.000	5	1.0	2	1	1	0	1	8	1.6
204. Vicki Hampton (2004)	12	55	3-7	.429	1-2	.500	9	0.8	4	0	5	1	0	7	0.6
205. Olivia Patterson (2010)	8	96	2-18	.111	2-6	.333	14	1.8	5	6	17	0	9	6	0.8
206. Tanya Drndarevic (1991)	5	3	2-2	1.000	0-0	.000	0	0.0	1	0	1	0	0	4	0.8
Cynthia Joy (1982)	6	19	2-3	.667	0-1	.000	6	1.0	7	1	7	0	0	4	0.7
Jane Evers (1979)	9	---	1-5	.200	1-2	.500	4	0.4	3	0	4	0	0	3	0.3
Micah Norris (2015)	6	25	1-5	.200	2-2	1.000	4	0.7	4	2	9	2	5	4	0.7
210. Cheryl Norrell (1992)	7	19	0-5	.000	2-5	.400	6	0.9	2	0	1	0	0	2	0.3
Nicole Howe (2009-2010)	4	22	0-1	.000	2-4	.500	6	1.5	5	1	3	0	0	2	0.5
Joyce Gallagher (1980)	8	---	1-4	.250	0-1	.000	1	0.1	4	3	3	0	1	2	0.3
213. Ashley Giritharan (2010-2011)	5	9	0-2	.000	0-0	.000	0	0.0	1	0	0	0	0	0	0.0
Brenna Saline (2008)	1	2	0-0	.000	0-0	.000	0	0.0	0	0	0	0	0	0	0.0
Leah Holcomb (1999)	1	2	0-0	.000	0-0	.000	0	0.0	3	0	2	0	0	0	0.0
Cindy Bukauskas (1979)	3	---	0-1	.000	0-1	.000	0	0.0	1	1	2	0	0	0	0.0
Yvonne Ruddock (1979)	2	---	0-0	.000	0-0	.000	1	0.5	0	0	0	0	0	0	0.0
Kezia Martin (2019)	6	10	0-3	.000	0-0	.000	4	0.7	2	0	3	0	0	0	0.0



KELLY FIRTH



BRIDGETT BONDS



Tom Weber
Associate AD for Media Services



John Lock
Associate Director



Will Becque
Associate Director (WBB)



Alex Underwood
Graduate Assistant



Brandon Lindholm
Graduate Assistant



SIUSALUKIS.COM

Mailing Address: Mail Code 6620
Room 117 Banterra Center
Carbondale, IL 62901
Phone: (618) 453-7236 | Fax: (618) 453-2648

Shipping Address: Saluki Media Services
117 Banterra Center
Carbondale, IL 62901

STAFF DIRECTORY MEDIA

TOM WEBER
Sport Assignments: FB, MBB (secondary)
Office: (618) 453-7235 | Cell: (618) 528-1111 | E-Mail: tomweber@siu.edu

JOHN LOCK
Sport Assignments: MBB, BB
Office: (618) 453-5470 | Cell: (309) 333-0132 | E-Mail: jtlock2@siu.edu

WILL BECQUE
Sport Assignments: VB, WBB, SB
Office: (618) 453-5470 | Cell: (618)559-2624 | E-Mail: william.becque@siu.edu

ALEX UNDERWOOD
Sport Assignments: S&D, FB (secondary)
Office: (618) 453-5465 | Cell: (330) 354-7514 |
E-Mail: alexander.underwood@siu.edu

BRANDON LINDHOLM
Sport Assignments: WSOC, T&F, XC
Office: (618) 453-5465 | Cell: (608) 341-6021 |
E-Mail: brandon.lindholm@siu.edu

DIRECTIONS

- *From the West...*
Take Interstate 64 East to Route 127 South (mile marker 50). Route 127 joins Route 13 at Pinckneyville (23 miles south of I-64). Take route 13 into Carbondale. Make a right at US 51/S. Illinois Ave. Drive approximately 1 mile, turn right onto Saluki Blvd.
- *From the North and East...*
Take Interstate 57, exit at Marion and go west on Route 13. Stay on Route 13 until crossing the railroad tracks in downtown Carbondale. Make a left at US 51/S. Illinois Ave. Drive approximately 1 mile, turn right onto Saluki Blvd.
- *From the South...*
Take U.S. Highway 51 North to Saluki Blvd. Turn left onto Saluki Blvd.

2019 Saluki Women's Basketball Media Guide Credits
EditorWill Becque
Credits..... John Lock, Tom Weber, Michael Black
Photography..... Saluki Media Services

School Newspaper
Daily Egyptian
Sports Editor Nathan Dodd
Beat Writer Tamar Mosby
Address Communications Building
SIUC Carbondale, IL 62901
Phone (618)536-3311
Website www.dailyegyptian.com

Local Newspaper
Southern Illinoian
Sports Editor Les Winkeler
Beat Writer Todd Hefferman
Address 710 Illinois Ave.
Carbondale, IL 62901
Phone (618)529-5454
Website www.thesouthern.com

Television WSIL, TV3
Sports Director TBD
Address 1415 Country Aire Drive
Carterville, Ill. 62918
Phone (618)985-2333
Website www.wsiltv.com

Student Radio WSIU, 91.9FM
Address Communications Building
SIUC Carbondale, IL 62901
Phone (618)453-6101

Internet Radio WIDB
Address SIUC Student Center
4th Floor, Carbondale, IL, 62901
Phone (618)536-2361
Website www.widb.net

The Missouri Valley Conference, the nation's second-oldest NCAA Division I conference, continues to be a leader in college athletics and is one of the nation's most progressive conferences, celebrating its 112th season in 2018-19.

Last season marked the beginning of the latest chapter for the Conference, as Valparaiso University became the league's 34th all-time member on July 1, 2017. Missouri State highlighted the 2017-18 campaign, as for just the fifth time since joining the Conference in 1990, MSU won the league's coveted All-Sports Championship Trophy. Missouri State earned a league-best five regular-season titles, and it also won post-season MVC tournament titles in women's soccer, women's tennis, volleyball and baseball. Southern Illinois was second, followed by Illinois State, Indiana State and UNI.

Notably, the MVC was well represented on CoSIDA (College Sports Information Directors) Academic All-America® teams throughout 2017-18, ranking fifth-best among all leagues with nearly 30 Academic All-Americans. Notably, two MVC student-athletes earned CoSIDA Academic All-America® of the Year in their respective sports (Lily Johnson of Missouri State in women's volleyball and Devlin Granberg of Dallas Baptist in baseball). That marks the third time in league history the MVC had multiple Academic All-America® of the Year selections during an academic calendar.

The Valley brand remains very strong, both regionally and nationally, and the great athletic tradition of The Valley remains a compelling force in recruiting student-athletes and in marketing all the MVC programs. League members have worked together to focus on common goals and objectives, placing a high value on league harmony, while continuing to invest in athletic programs to compete at the highest level.

In women's basketball, three Valley teams reached post-season play. MVC regular-season and tournament champ Drake represented the league in the NCAA Tournament, while UNI and Missouri State represented the Conference in the WNIT. Drake has the longest win streak in the history of the Gateway/MVC for regular-season contests at 40-straight. Meanwhile, the Conference remains committed to keeping the tournament at a neutral site. The women's tournament, tagged "Hoops in the Heartland," will compete in Moline, Ill., for the fourth time in 2019 as part of a multi-year agreement to conduct the league's post-season tournament at a neutral site in the Quad Cities.

Meanwhile, the success of The Valley television package is one of the great stories in the league. The MVC Television Network has blossomed into a revenue-generating vehicle and The Valley's most visible marketing tool. Also, The Valley continues to be proactive in upgrading the production and marketing of both institutionally-produced and Conference-produced events.

The summer of 2015 yielded two major announcements on the TV front, as ESPN and the Missouri Valley Conference announced a 10-year extension to their current media

rights agreement that will provide increased coverage of Conference events across ESPN platforms through 2023-24. As part of the deal – which continues a business relationship that began in 1986 – ESPN, the Missouri

the Missouri Valley Intercollegiate Athletic Association were Washington University of St. Louis, and the state universities of Iowa, Kansas, Missouri and Nebraska. Two months after the initial meeting, two more schools – Drake University and Iowa State College – were admitted.



Valley Conference and its 10 institutions will work jointly to develop in-house production capabilities at each campus that will provide significant national coverage for multiple sports on ESPN3 or ESPN+ and hands-on educational opportunities for students. As a result, ESPN3 or ESPN+ will showcase a minimum of 820 events a year (a minimum of 70 men's basketball) in the final six years of the agreement on the league's co-branded digital network (The Valley on ESPN3 or ESPN+).

In 2010, The Valley took a major step toward ensuring current revenues in television media and tournament sponsorship sales would be guaranteed in future years when it announced a 10-year partnership with Learfield Sports. The Jefferson City, Missouri-based company has the exclusive sales and marketing rights to MVC assets that include championships and television advertising. In June 2016, the MVC and Learfield Sports extended that partnership through 2023-24, concurrent with the league's contract with ESPN.

During the tenure of Doug Elgin, The Valley's ninth and longest-tenured commissioner, The Valley has been aggressive in hosting NCAA events in St. Louis. From 1998-2010, the MVC served as host for a staggering nine NCAA tournament events in that 13-year period, which has made St. Louis one of the most frequent stops on the NCAA Tournament trail. The Valley hosted Women's Final Fours in 2001 and 2009 and the Men's Final Four in 2005. In 2016, The Valley hosted a first- and second-round men's basketball event in Scottrade Center (now Enterprise Center). The Valley also hosted an NCAA second- and third-round men's basketball event in St. Louis in 2014, and in 2013, the league hosted an NCAA second- and third-round men's basketball event in Kansas City. The Valley previously assisted with preliminary round men's events in both 2008 and 2012 in Omaha. The Valley has already been awarded two future hosting opportunities in men's basketball (a regional in Kansas City in 2019 and a first- and second-round event in St. Louis in 2020).

The seeds for the creation of the Conference were planted by eight administrators representing five institutions, who met at the Midland Hotel in Kansas City, Mo., on Jan. 12, 1907. The five schools which formed

Athletic accomplishments include four NCAA national basketball championships, 18 trips to the NCAA Final Four, a 1989 national baseball championship and 19 College World Series qualifiers. The league owns a total of 32 post-season national team championships, including two men's basketball crowns in 2015 (Evansville-CIT; Loyola-CBI). In 2001, Missouri State added to The Valley women's accomplishments, as the Lady Bears advanced to the Women's Basketball Final Four in St. Louis. Creighton (2004) and Missouri State (2005) have claimed national championships (WNIT) in women's basketball. MSU also has a 1992 NCAA Women's Final Four appearance, and Creighton (2003), Drake (1999) and Illinois State (2009) have made semifinal trips to the WNIT postseason tournament.

Indeed, the inclusion of women's programs under The Valley banner has provided a boost. The Gateway Collegiate Athletic Conference – which began in 1982 – merged with The Missouri Valley Conference and was unveiled as part of the new conference on July 1, 1992.

During the 2017-18 academic year, the Missouri Valley Conference and its member institutions conducted a year-long celebration of the first 25 years of women's sports competition in the MVC; focusing attention on current women student-athletes in the Conference and honoring MVC history and the pioneers of women's athletics. Top vote-getters in each sport included Rachel Tejada of Illinois State (soccer); Sue Daggett Miller of Illinois State (cross country); Molly O'Brien of UNI (volleyball); Jackie Stiles of Missouri State (basketball); Sherry Zhang of Southern Illinois (swimming & diving); Danielle Lemek of Bradley (golf); Liina Suurvarik of Illinois State (tennis); Tara Oltman of Creighton (softball); Holli Hyché of Indiana State (track); and Kylie Hutson of Indiana State (field).

While the inclusion of women's sports under a comprehensive athletic umbrella is a recent development in the league's storied history, over the years, Valley student-athletes and coaches have become household names during the league's illustrious history, both during their collegiate careers and, for some, professional careers.

In fact, The Valley began honoring that tradition in the summer of 1997, when the Conference began its athletics Hall of Fame. Hersey Hawkins of Bradley, Larry Bird of Indiana State, Wes Unseld of Louisville, Coach Henry Iba of Oklahoma State, Dave Stallworth of Wichita State, Ed Macauley of Saint Louis, and Oscar Robertson of Cincinnati were members of the initial induction class. Currently, more than 100 former players, coaches and alums dot the league's Hall of Fame.

SOUTHERN ILLINOIS UNIVERSITY

SIU Southern Illinois University Carbondale, now in its second century, is a major public higher education institution dedicated to quality academic endeavors in teaching and research, to supportive programming for student needs and development, to effective social and economic initiatives in community, regional, and statewide contexts, and to affirmative action and equal opportunity.

Enrolling students throughout Illinois and the United States and from a large number of foreign countries, SIUC actively promotes the intellectual and social benefits of cultural pluralism, encourages the participation of non-traditional groups, and intentionally provides a cosmopolitan and general education context which expands student horizons and leads to superior undergraduate education.

Seeking to meet educational, vocational, social, and personal needs of its diverse population of students and helping them fully realize their potential is a central purpose of the university. Emphasis on accessibility and regional service which creates distinctive instructional, research, and public service programs also gives SIUC its special character among the nation's research universities, and underlies other academic developments, such as its extensive doctoral programs and the schools of medicine and law.

Committed to the concept that research and creative activity are inherently valuable, the university supports intellectual exploration at advanced levels in traditional disciplines and in numerous specialized research undertakings, some of which are related directly to the southern Illinois region. Research directions are evolved from staff and faculty strengths and mature in keeping with long-term preparation and planning.

Even as the university constantly strives to perpetuate high quality in both instruction and research, it continues a long tradition of service to its community and region. Its unusual strengths in the creative and performing arts provide wide-ranging educational, entertainment, and cultural opportunities for its students, faculty, staff, and the public at large. Its programs of public service and its involvement in the civic and social development of the region are manifestations of a general commitment to enhance the quality of life through the exercise of academic skills and application of problem-solving techniques. SIUC seeks to help solve social, economic, educational, scientific, and technological problems, and thereby to improve the well-being of those whose lives come into contact with it.



WHAT IS A SALUKI?

Several members of the Southern Illinois University athletic staff suggested a new nickname in 1951. The teams had been known as the Maroons since intercollegiate athletics began in 1913. The name became official on March 19, 1951, when the student body overwhelmingly approved "Salukis" as the new symbol of SIU athletics, easily besting "Rebels," "Knights," "Flyers," "Marauders," and "Maroons."

The oldest purebred dogs in the world with records dating back to 3600 B.C., the Saluki is an ancient Egyptian hunting dog known for its speed and hunting prowess.

So why is the name Salukis relevant to Southern Illinois? Natives of southern Illinois know that the region is frequently referred to as "Egypt." Historian Baker Brownell, in his book "The Other Illinois," explained how the region came to be known as Egypt.

He wrote, "There was a drought in the northern counties (of Illinois) in the early 1800s...the wheat fields dried up, the streams died in their beds. But in Southern Illinois, rain fell and there were good crops, and from the north came people seeking corn and wheat as to Egypt of old. Thus, the name, Egypt."

The 19th century drought in Illinois parallels the Biblical account of the country of Egypt. In Egypt at that time, Salukis were accepted as the finest animal a family could possess. Adopting such a well-respected dog as its mascot fit perfectly for a school in a region known as "Little Egypt."





SOUTHERN ILLINOIS

SOUTHERN ILLINOIS



SALUKI WOMEN'S BASKETBALL



SALUKI

— WOMEN'S BASKETBALL —

● HOME ● AWAY



SVE
NOV. 8
7PM



MISSOURI STATE
JAN. 17
6PM



IUPUI
NOV. 12
6PM



EVANSVILLE
JAN. 24
6PM



TENNESSEE TECH
NOV. 16
2PM



INDIANA STATE
JAN. 26
12PM



MEMPHIS
NOV. 20
12PM



ILLINOIS STATE
JAN. 31
6PM



EASTERN MICHIGAN
NOV. 23
12PM



BRADLEY
FEB. 2
2PM



SAINT LOUIS
NOV. 27
6PM



DRAKE
FEB. 7
6PM



UT MARTIN
DEC. 3
6PM



NORTHERN IOWA
FEB. 9
2PM



SEMO
DEC. 7
8:30PM



MISSOURI STATE
FEB. 15
3PM



MURRAY STATE
DEC. 15
2PM



INDIANA STATE
FEB. 21
6PM



WESTERN ILLINOIS*
DEC. 19
4:30PM



EVANSVILLE
FEB. 23
2PM



TBD*
DEC. 20
TBA



BRADLEY
FEB. 27
7PM



WILLIAM WOODS (EXH.)
DEC. 29
2PM



ILLINOIS STATE*
MAR. 1
2PM



VALPARAISO
JAN. 3
6PM



LOYOLA
MAR. 5
6PM



LOYOLA
JAN. 5
1PM



VALPARAISO
MAR. 7
2PM



NORTHERN IOWA
JAN. 10
6PM



HOOPS IN THE HEARTLAND
MAR. 12-15
TBA



DRAKE
JAN. 12
2PM

f /SALUKIWBBASKETBALL | @SIU_WBBASKETBALL

*COMPASS CHALLENGE IN DEXALB, IL | HOOPS IN THE HEARTLAND IN MOLINE, IL
ALL GAME TIMES CENTRAL & SUBJECT TO CHANGE | HOME GAMES PLAYED AT BANTERRA CENTER
LISTEN ON THE SALUKI SPORTS NETWORK & MAGIC 95.1 FM