

SOUTHERN ILLINOIS MEN'S BASKETBALL 2018-19 GAME NOTES



MEN'S BASKETBALL SID: John Lock | EMAIL: jtlcock2@siu.edu | OFFICE: 618-453-7102 | CELL: 309-333-0132 | SOCIAL MEDIA: @jtlcock2

STARTING FIVE
(Based on previous game)



MARCUS BARTLEY
PPG: 6.4 APG: 3.2
RPG: 2.7 FG%: 39.1



AARON COOK
PPG: 10.7 APG: 3.7
RPG: 2.3 FG%: 38.4



SEAN LLOYD, JR.
PPG: 10.8 APG: 1.7
RPG: 4.0 FG%: 42.8



ARMON FLETCHER
PPG: 14.7 APG: 1.8
RPG: 6.4 FG%: 54.9



KAVION PIPPEN
PPG: 12.2 APG: 1.6
RPG: 5.2 FG%: 59.4


MAJOR: » M.B.A
NOTES: » Graduated May 2018 w/ 4.0 GPA (Sport administration)
» 2018 Academic All-American
» 5th in MVC in assist-turnover ratio (1.76:1)

» Double majoring in exercise science & physical therapy assistant
» 2018 MVC Most Improved Team
» Game-high 18 points at #2 Kentucky

» Recreation
» 2017-18 MVC All-Defensive team and Most Improved Team
» 12 games in double-figures (leads team)
» MVC POW (Dec. 10)

» Recreation
» Last game: double-double vs. Valpo
» Preseason All-MVC
» 2017-18 first-team All-District

» University Studies
» 16 pts, 7 reb, 3 ast, 2 stl at #2 Kentucky
» Last 11G: 62-94 FG (66.0%)
» Scottie Pippen's nephew



THE RUNDOWN

- » Southern Illinois hosts Bradley at 3 p.m. on Sunday, January 20, in SIU Arena. The game will be broadcast nationally on ESPNU.
- » SIU has started Missouri Valley Conference play 2-3 for the second-straight year. Last year, SIU responded by winning nine of its next 11 games. SIU finished in MVC play in second place.
- » Eric McGill leads the MVC in steals per game both overall (1.81) and in MVC play (2.2). McGill has at least one steal in 11-straight games; in that span, he is averaging 2.2 steals per game.
- » Aaron Cook is averaging 4.6 assists in MVC play, which is tied for Josh Webster for the league lead.
- » Salukis in the MVC individual rankings (all games)...
 - » 1st - Kavion Phippen in blocks (1.67)
 - » 1st - Eric McGill in steals (1.81)
 - » 2nd - Kavion Phippen in FG% (.594)
 - » 2nd - Aaron Cook in minutes (588)
 - » 3rd - Eric McGill in double-doubles (3)
- » Salukis in the MVC team rankings (all games)...
 - » 1st in blocks (4.1)
 - » 1st in 3-point FG% (38.2)
 - » 2nd in fewest fouls (15.3)
 - » 2nd in FG% defense (.418)
 - » 2nd in offensive rebounds (9.89)

KEY RESERVES

#	Name	Ht / Wt / Pos
1	David Swedura	5-11 / 170 / G
2	Sekou Dembele	6-7 / 230 / F
4	Eric McGill	6-2 / 175 / G
5	Darius Beane	6-3 / 165 / G
15	Amadou Fall	6-9 / 220 / F
23	Sam Shafer	6-6 / 205 / F
24	Rudy Stradnieks	6-9 / 240 / F
25	Brendon Gooch	6-5 / 205 / G
40	Thik Bol	6-8 / 225 / F






Notes

Speaks Polish ... 1,000-point scorer in HS ... Redshirting
Mali native ... Did not speak English before Fall 2017 ... Redshirting
Leads MVC in steals (1.8) ... Also leads in MVC-only play (2.2)
Brother, Anthony Jr., is SIU's #3 all-time scorer ... Dad is SIU asst.
Senegal native ... Came to US in fall 2017 ... Redshirting
Led HS to most wins in school history ... Redshirting
Latvia native ... 2 double-figure scoring games this year
Career-high 9 pts v Howard (11/19) ... 9 reb. v Pine Bluff (11/17)
97 career blocks (7th in SIU history) ... #2 in MVC in blocks/game

2018-19 SCHEDULE

Overall: 9-9 || H: 4-4 || R: 4-4 || N: 1-1

November (4-3)			(CT)	February (0-0)		
Thu.	1	East Central (Exh)	W, 76-49	Sat.	2	* at Bradley 1 p.m.
Fri.	9	at #2 Kentucky	L, 59-71	Wed.	6	* at Missouri State 7 p.m.
Mon.	12	#25 Buffalo	L, 53-62	Sat.	9	* Evansville 7 p.m.
Sat.	17	Arkansas Pine Bluff	W, 78-48	Tue.	12	* Drake 7 p.m.
Mon.	19	Howard	W, 83-69	Sat.	16	* at Indiana State 11 a.m.
Continental Tire Las Vegas Holiday Invitational				Wed.	20	* at Valparaiso 7 p.m.
Thu.	22	vs. UMass	L, 62-84	Sun.	24	* Loyola TBD
Fri.	23	vs. Tulsa	W, 79-69	Wed.	27	* at Evansville 6 p.m.
Tue.	27	at Colorado State	W, 82-67			
December (3-3)				March (0-0)		
Sat.	1	at SIU Edwardsville	W, 82-61	Sat.	2	* Illinois State TBD
Wed.	5	Saint Louis	W, 61-56	State Farm MVC Tournament (Arch Madness)		
Sat.	8	at SEMO	W, 83-73	Thu.	7	First Round (St. Louis, Mo.) TBD
Wed.	12	Murray State	L, 52-80	Fri.	8	Quarterfinals (St. Louis, Mo.) TBD
Sat.	15	at #14 Buffalo	L, 65-73	Sat.	9	Semifinals (St. Louis, Mo.) TBD
Sat.	22	Winthrop	L, 71-79	Sun.	10	Championship (St. Louis, Mo.) TBD
January (2-3)				All times Central and subject to change		
Wed.	2	* Missouri State	W, 75-70	* Missouri Valley Conference Game		
Sat.	5	* at Northern Iowa	W, 58-51			
Tue.	8	* at Drake	L, 70-82			
Sat.	12	* Valparaiso	L, 62-65			
Tue.	15	* at Illinois State	L, 58-59			
Sun.	20	* Bradley	3 p.m.			
Wed.	23	* Northern Iowa	7 p.m.			
Sun.	27	* at Loyola	3 p.m.			
Wed.	30	* Indiana State	8 p.m.			



ESPNU with Wayne Randazzo and Malcolm Huckaby

Saluki Sports Network (Flagship: 101.5-FM WCIL) and TuneIn with Mike Reis and Mike Trude

SIUSalukis.com/MBB/Schedule

@SIUSalukis || @SIU_Basketball || #Salukis

@SIUSalukis || @SIU_Basketball || #Salukis

Numerical Roster

No.	Player	Pos.	Ht.	Wt.	Cl.	Hometown	Last School
1	David Swedura	G	5-11	170	Fr.	Mt. Prospect, Ill.	Prospect HS
2	Sekou Dembele	F	6-7	230	Fr.	Bamako, Mali	Central Park Christian HS
3	Marcus Bartley	G	6-5	200	Sr.	Decatur, Ill.	Saint Louis
4	Eric McGill	G	6-2	175	Jr.	Memphis, Tenn.	Panola College
5	Darius Beane	G	6-3	165	Fr.	Carbondale, Ill.	Carbondale HS
10	Aaron Cook	G	6-2	185	Jr.	St. Louis, Mo.	Westminster Christian Acad.
13	Sean Lloyd, Jr.	G	6-5	215	Sr.	Philadelphia, Pa.	Mt. Zion Prep (Md.)
15	Amadou Fall	F	6-9	220	Fr.	Senegal	St. Louis Christian Acad.
22	Armon Fletcher	G	6-5	215	Sr.	Edwardsville, Ill.	Edwardsville HS
23	Sam Shafer	F	6-6	205	Fr.	Frankfort, Ill.	Lincoln Way East HS
24	Rudy Stradnieks	F	6-9	240	Sr.	Riga, Latvia	Lee Academy (Maine)
25	Brendon Gooch	G	6-5	205	So.	Belleville, Ill.	Althoff HS
33	Kavion Pippen	C	6-10	245	Sr.	Hamburg, Ark.	Three Rivers CC
40	Thik Bol	F	6-8	225	Sr.	Omaha, Neb.	Iowa Western CC

Coaching Staff

Head Coach	Barry Hinson (Seventh Season)
Assistant Coach	Brad Autry
Assistant Coach	Anthony Beane, Sr.
Assistant Coach	Justin Walker
Operations	John Clancy
Quality Control	Doug Novsek
Graduate Assistant	Abby Myers

Pronunciations

Thik Bol	Teek Bowl
Sekou Dembele	See-koo dem-belly
Amadou Fall	AHM-uh-doo
Armon Fletcher	ar-mawn
Kavion Pippen	KAY-vee-on
Rudy Stradnieks	STRAD-nicks
David Swedura	sweh-DURR-uh

Alphabetical Roster

No.	Player	Pos.	Ht.	Wt.	Cl.	Hometown	High School/Last School
3	Marcus Bartley	G	6-5	200	Sr.	Decatur, Ill.	Saint Louis
5	Darius Beane	G	6-3	165	Fr.	Carbondale, Ill.	Carbondale HS
40	Thik Bol	F	6-8	225	Sr.	Omaha, Neb.	Iowa Western CC
10	Aaron Cook	G	6-2	185	Jr.	St. Louis, Mo.	Westminster Christian Acad.
2	Sekou Dembele	F	6-7	230	Fr.	Bamako, Mali	Central Park Christian HS
15	Amadou Fall	F	6-9	220	Fr.	Senegal	St. Louis Christian Acad.
22	Armon Fletcher	G	6-5	215	Sr.	Edwardsville, Ill.	Edwardsville HS
25	Brendon Gooch	G	6-5	205	So.	Belleville, Ill.	Althoff HS
13	Sean Lloyd, Jr.	G	6-5	215	Sr.	Philadelphia, Pa.	Mt. Zion Prep (Md.)
4	Eric McGill	G	6-2	175	Jr.	Memphis, Tenn.	Panola College
33	Kavion Pippen	C	6-10	245	Sr.	Hamburg, Ark.	Three Rivers CC
23	Sam Shafer	F	6-6	205	Fr.	Frankfort, Ill.	Lincoln Way East HS
24	Rudy Stradnieks	F	6-9	240	Sr.	Riga, Latvia	Lee Academy (Maine)
1	David Swedura	G	5-11	170	Fr.	Mt. Prospect, Ill.	Prospect HS

Quick Facts

School	Southern Illinois University
City/Zip	Carbondale, IL (62901)
Founded	1869
Enrollment	12,817 (Fall 2018)
Nickname	Salukis
Colors	Maroon and White
Arena	SIU Arena
Capacity	8,284
Affiliation	Division I
Conference	Missouri Valley
President	Dr. J. Kevin Dorsey
Director of Athletics	Jerry Kill
Alma Mater	Southwestern College, 1983
Athletic Phone	618-453-5311
Ticket Office Phone	618-453-2000

GAME NOTES**GAME PREVIEW**

- » Southern Illinois hosts Bradley at 3 p.m. on Sunday, January 20, in SIU Arena. The game will be broadcast nationally on ESPNU.
- » Bradley leads the all-time series, 48-46. SIU is 25-13 against Bradley since 2002-03.
- » SIU has won five-straight home games against Bradley. Southern's last loss to BU in Carbondale was Jan. 2, 2013.
- » SIU has won five of the last seven meetings between the schools, with the two losses coming in Peoria the last two years.
- » Bradley is led by Darrell Brown, who is averaging 14.6 points per game. Elijah Childs is averaging 11.8 points and 7.7 rebounds per game.
- » Strength on strength: Bradley's free-throw rate (FTA/FGA) is 41.5 percent, which ranks 28th nationally (of 353); SIU's free-throw rate defense (24.1 percent) ranks 12th nationally.
- » With a win, SIU would...
 - » Win a sixth-straight home game against Bradley
 - » Snap a three-game losing skid and get back to 3-3 in the MVC

REBOUNDING SALUKIS

- » SIU was -37 in rebounding margin after the first two games of the season. Since then, SIU is +62 in rebounding margin and has risen to No. 3 in the MVC in rebounding margin (+1.3 per game).
- » SIU is +19 in rebounding margin in five MVC games. SIU's +3.8 rebound margin in MVC play is tied with Drake for the MVC lead.
- » Eric McGill, a 6-2 guard, is averaging 6.1 rebounds per game this year, which ranks 10th in the MVC.
- » McGill has three of SIU's four double-doubles this year. McGill is tied for third nationally in point-rebound double-doubles for players 6-2 and under.
- » Darius Beane is averaging 5.2 rebounds in MVC play, which leads all MVC freshmen and

History

First Year of Basketball	1913
All-time Record	1526-1078
Years in NCAA Tournament/Last	10/2007
Years in NIT/Last	9/2008
Last Postseason Opponent	Arizona State, '08
Result	Lost, 65-51, Second Round

Media Services (618) 453-7102

Men's Basketball SID	John Lock
Email	jtlock2@siu.edu
Cell	309-333-0132
Associate AD/Communications	Tom Weber
Associate SID	Will Becque
Social Media	Michael Black
Graduate Assistant	Alex Underwood
Mailing Address	127 Lingle Hall
	Mailcode 6620
	Carbondale, IL 62901

TABLE OF CONTENTS

Schedule/Starters	1	Player Career Statistics / Notes	8-9
Roster/Quick Facts	2	Signees / MVC Standings	10
Coach Hinson/SAOTW	3	2018-19 Comparison Stats	11
Notes	4	Hinson Era Team Highs / Lows	12
Notes / Saluki Family	5	Hinson Era Player Highs / Lows	13
Record When / About SIU / Mid-Major Top 25	6	Head Shots / TV Roster	14
In The Record Books	7	2018-19 Overall Statistics	15
Double-Figure Pts, Reb, Ast - Season & Career	7	2018-19 MVC Statistics	16



Head Coach Barry Hinson

With 15 seasons as the head coach at two Missouri Valley Conference schools (Missouri State and Southern Illinois), Barry Hinson is the Dean of the MVC and ranks fourth all-time in overall wins (277) and MVC wins (147).

Hinson, the 2016 MVC Coach of the Year, has guided SIU to three-straight winning seasons. The 2017-18 Salukis finished second in the MVC, the highest finish for the program since 2007.

sophomores. Beane is averaging 2.2 offensive rebounds per game in league play, which is tied for ninth in the MVC and also leads all underclassmen.

» Armon Fletcher has averaged 15.0 points and 9.5 rebounds over the last two games.

LOCK DOWN

» SIU held UNI to 31.5 percent shooting on Jan. 5, marking SIU's best defensive effort against an MVC team since Feb. 25, 2009 at Drake.

» SIU has held three of five MVC opponents to 40.4 percent shooting or worse. SIU held UNI to 31.5 percent and Illinois State to 36.2 percent from the field.

» SIU has held Buffalo (62), and Saint Louis (56) to their lowest point totals this season. SIU allowed just 71 points to Kentucky, which was the Wildcats lowest total in non-conference play.

» SIU held No. 25 Buffalo to 62 points on November 12, matching the best defensive performance against Buffalo in the last three seasons.

» UB last scored fewer than 62 on March 1, 2016 (vs. Miami (OH) - 59 points). Buffalo averaged 85 points per game last season.

» SIU's defense was remarkably impressive in two games against the high-powered and nationally ranked Buffalo Bulls...

#16 BUFFALO (16-1) VS...

	PPG	FG%	3FG%
SIU	67.5	39.5	25.9
Everyone Else	88.0	47.3	35.8

» SIU held Buffalo, Arkansas Pine Bluff and Howard all under 40 percent shooting. The last time SIU held three-straight opponents under 40 percent shooting was Dec. 6-14, 2014. (Before that: Dec. 11-19, 2011).

» SIU's current field goal percentage defense (.418) would be the lowest for the program since the 2006-07 (.418).

Hinson vs. the MVC

	Overall	at SIU
Bradley	17-13	6-6
Creighton	8-18	0-2
Drake	20-10	5-6
Evansville	19-12	4-8
Illinois State	13-20	4-11
Indiana State	22-7	8-5
Loyola	7-4	7-4
Missouri State	11-5	11-5
Northern Iowa	20-16	7-8
Southern Illinois	10-14	0-0
Valparaiso	1-2	1-2
Wichita State	10-22	1-10

SIU at MVC Arenas (Hinson era)

A.R.C	0-1
Carver Arena	12-26
Ford Center	2-6
Gentile Arena	3-2
Hulman Center	25-18
JQH Arena	4-7
Knapp Center	21-10
McLeod Center	2-11
Redbird Arena	12-20

NOTABLE SALUKIS

- Walt 'Clyde' Frazier
- Bruce Weber (SIU hoops coach 1998-03) and Matt Painter (SIU hoops coach 2004)
- Gale Sayers (SIU AD 1965-71)
- Jim Hart (SIU QB inducted into Arizona Cardinals Ring of Honor in 2017)
- Brandon Jacobs (SIU football 2004)
- Bart Scott
- Rick Spielman (Minnesota Vikings GM)
- Saluki Baseball MLB alums: Steve Finley, Dave Stieb, Jerry Hairston, Jr., Al Levine, Duane Kuiper

Hinson's Head Coaching Record

Year	School	All	Conf.	Finish	Post
1997-98	Oral Roberts	19-12	12-4	1st	—
1998-99	Oral Roberts	17-11	10-4	1st	—
1999-00	Missouri State	23-11	13-5	2nd	NIT
2000-01	Missouri State	13-16	8-10	7th (tie)	—
2001-02	Missouri State	17-15	11-7	4th	—
2002-03	Missouri State	17-12	12-6	3rd (tie)	—
2003-04	Missouri State	19-14	9-9	5th	—
2004-05	Missouri State	19-13	10-8	5th	NIT
2005-06	Missouri State	22-9	12-6	2nd (tie)	NIT
2006-07	Missouri State	22-11	12-6	3rd	NIT
2007-08	Missouri State	17-16	8-10	7th (tie)	—
2012-13	Southern Illinois	14-17	6-12	10th	—
2013-14	Southern Illinois	14-19	9-9	4th (tie)	—
2014-15	Southern Illinois	12-21	4-14	9th	—
2015-16	Southern Illinois	22-10	11-7	4th (tie)	—
2016-17	Southern Illinois	17-16	9-9	3rd (tie)	—
2017-18	Southern Illinois	20-13	11-7	2nd	—
2018-19	Southern Illinois	9-9	2-3	--	—
	at Oral Roberts	36-23	22-8		
	at Missouri St.	169-117	95-67		
	at SIU	108-105	52-61		
	at SIU & MSU	277-222	147-128		
	OVERALL	313-245			

Most Seasons Coaching in MVC

23	Henry P. Iba	Oklahoma State	1934-1957
20	Eddie Hickey	Creighton, Saint Louis	35-43, 46-58
16	Dana Altman	Creighton	1994-2010
16th	Barry Hinson	Missouri St., SIU	1999-08, 2012-

Most Coaching Wins Overall

486	Henry P. Iba	Oklahoma State	1934-57
337	Eddie Hickey	Creighton, Saint Louis	35-43, 46-58
327	Dana Altman	Creighton	1994-2010
277	Barry Hinson	Missouri State, SIU	1999-08, 2012-
261	Gregg Marshall	Wichita State	2007-17

Most Coaching Wins in MVC Games

187	Henry P. Iba	Oklahoma State	1934-1957
182	Dana Altman	Creighton	1994-2010
163	Eddie Hickey	Creighton, Saint Louis	35-43, 46-58
147	Barry Hinson	Missouri State, SIU	1999-08, 2012-
134	Gregg Marshall	Wichita State	2007-17

Wins at MVC Tournament

	W	L	Pct.	Years
Dana Altman, Creighton	21	9	.700	16
Rich Herrin, Southern Illinois	17	8	.680	13
Gregg Marshall, Wichita State	17	7	.708	10
Barry Hinson, MSU/SIU	15	15	.500	15
Ben Jacobson, Northern Iowa	13	7	.650	11



STUDENT-ATHLETE OF THE WEEK - NICOLE MARTIN -

Jr. // Basketball // Jefferson City, Mo. // Jefferson City HS
3.29 GPA // Exercise Science

Nicole Martin has averaged 22.7 points and 8.3 rebounds over the past three games for Saluki women's basketball. In that span, Martin is shooting 65 percent from the field, including an 11-for-12 game against Evansville.

SALUKIS HONORED

- » Aaron Cook was named to the Las Vegas Holiday Invitational All-Tournament Team. In four games, Cook averaged 11 points and five assists, including a career-high 10 assists vs. Arkansas Pine Bluff.
- » Eric McGill was named MVC Newcomer of the Week (Nov. 25) after averaging 16.0 points in two games at the Las Vegas Holiday Invitational.
- » Sean Lloyd Jr. was named MVC Player of the Week (Dec. 10) after averaging 19 points and 6.5 rebounds in wins over Saint Louis and SEMO.

TOUGH SLATE

- » The 2018-19 Southern Illinois non-conference schedule is one of the toughest in school history.
- » SIU's current non-conference strength of schedule is No. 49 nationally, according to the NCAA.
 - » The highest SIU non-conference strength of schedule on record is No. 15 nationally in 2007-08, according to KenPom.
 - » SIU's predicted non-conference strength of schedule is No. 33 nationally, according to Warren Nolan (as of Friday, January 18).
- » SIU played three regular season non-conference games against ranked teams for just the third time in school history (1974-75, 2007-08, & 2018-19).
- » Southern Illinois scheduled four non-conference games against teams that played in the 2018 NCAA Tournament, which tied for ninth-most in the nation.
- » Based on the final 2017-18 RPI, Southern Illinois scheduled three non-conference games against teams with top-30 RPIs, tying the 2001-02 team for most in school history. (Kentucky and Buffalo twice)

DAWG BITES

- » Saluki Athletics donated more than 3,500 hours of community service to Carbondale and the surrounding area during Fall 2018, which ranked second in the nation. Notably, the SIU swimming and diving program donated more than 1,100 hours of community service.
- » Three recent Salukis are playing professional basketball. Anthony Beane, Jr., is playing in Latvia. Sean O'Brien is playing in the Czech Republic; and Mike Rodriguez is playing in Iceland.
- » Since the start of the 2015-16 season, SIU is 40-3 (.930) when scoring 75 points or more.
- » SIU has won 18 consecutive games when scoring 75+ points. SIU is 7-0 this year and was 9-0 last year. SIU's last loss when scoring 75+ was January 18, 2017 (L, 88-84 at Drake).
- » According to KenPom, Southern Illinois is the 12th-most experienced team in the nation. SIU has six seniors (including three fifth-year seniors) and two juniors (including one fourth-year junior).
- » SIU has outscored opponents in the second half



in 14 of the last 16 games. On the season, SIU has outscored opponents by 97 points in the second half.

- » Since the start of the 2017-18 season, Southern Illinois is 22-4 when holding an opponent under 70 points (7-3 in 2018-19).
- » The Salukis have made at least one 3-point field goal in 133 consecutive games.
- » SIU is one of 15 Division I programs with a coach-player family connection. Freshman guard Darius Beane is the son of assistant coach Anthony Beane, Sr.
- » Abby Myers, SIU's graduate assistant, is the only female graduate assistant in Division I men's basketball. She joins four other women serving in operations for Division I men's basketball. Myers is a Du Quoin, Ill., native and grew up with season tickets to Saluki Basketball games.
- » SIU has improved its final MVC standing in each of the last three years: (4th in 2015-16, 3rd in 2016-17, and 2nd in 2017-18).
- » Three all-time great Salukis went into the SIU Hall of Fame in the Class of 2018. Jermaine Dearman, Bruce Weber, and Bryan Mullins all were inducted in October 2018.
- » Armon Fletcher surpassed 1,000 career points in SIU's win at SIU Edwardsville. Fletcher, an Edwardsville native, became the 46th player in program history to surpass 1,000 career points.
- » SIU was receiving votes in Week 2 of the AP top-25, the first time SIU was getting votes in the poll since Nov. 16, 2009.
- » Against Howard (Nov. 19, 2018), SIU had three players with 10+ points, two players with 10+ rebounds, and one player with 10 assists without anyone having a double-double. This was the only time in school history six different players hit

double-figures in a statistical category without anyone recording a double-double.

- » SIU was 7-2 at home vs. MVC teams last season, the program's best mark since going 8-1 in 2007-08. (The Salukis are 1-1 at home in the MVC this year.)
- » SIU held UNI to 31.5 percent shooting on Jan 5., marking SIU's best defensive effort against an MVC team since Feb. 25, 2009 at Drake.
- » Last season, the home team won 68.9 percent of Missouri Valley Conference games. That home winning percentage ranked third out of 32 conferences.
- » The SIU managers are 4-2 this season. They are 4-0 when playing without the team's SID and 0-2 with him. Follow them on Twitter @SIUManSquad.

SALUKIS IN CUBA

- » The Southern Illinois men's basketball program took a foreign trip to Cuba in August 2018, the program's first foreign trip in a decade.
- » The Salukis played three games against the Cuban National team, which included professional players.
- » SIU went 1-2 against Cuba, becoming the first NCAA men's team to beat the Cuban National Team. Marcus Bartley hit the game-winning 3-pointer with 7.6 seconds remaining to win the game for SIU. SIU nearly won twice, falling by a single point in the final game.
- » In addition to basketball, the Salukis took salsa dancing lessons, toured art galleries, and met the man who holds the world record for rolling the longest cigar. The players and staff also spent three days at a resort in Veradero and had the opportunity to swim in the ocean.

SMART SALUKIS

- » Seven Salukis are on pace to graduate before August of 2019. Southern Illinois and Alabama are the only two programs in the nation on pace to graduate seven players within the next year.
- » Marcus Bartley graduated in May 2018 with a perfect 4.0 GPA in sport administration. Bartley was a third-team Academic All-American in 2017-18.

FOREIGN BORN

- » Four of Southern's 14 players are from other countries: Rudy Stradnieks (Latvia), Thik Bol (Sudan), Sekou Dembele (Mali), and Amadou Fall (Senegal).
- » Head coach Barry Hinson has signed eight foreign-born players in his tenure at SIU.
- » Stradnieks is Saluki Men's Basketball's fifth-ever player from Europe.
- » There are nearly five foreign-born players. David Swedura is the only member of his family born in the US. His parents and older brother immigrated from Poland four years before Swedura was born.

HINSON QUOTES

- » *On the non-conference schedule...* "The whole goal of the non-conference schedule was to give us the best opportunity to prepare ourselves to win a conference championship, to play in postseason, and if you're not fortunate to win it outright, to get an at-large bid. I think we accomplished that."
- » *On having a veteran team with six seniors and two juniors...* "We're able to get into things quicker. Normally at this time of the year, you're teaching the freshmen, 'This is the spot you need to be. This is the spot you need to go.' But the thing I can tell a difference in is maturity. When you have six seniors on the floor, the things that normally would take time in practice to get from Point A to Point B, doesn't take quite as long. Instead of me teaching, you have six seniors, and quite frankly, (Brendon) Gooch, Aaron (Cook) and Eric (McGill) out there teaching as well. So we have nine guys back that are teaching."
- » *On the goals of the season...* "Our goal is to win a Missouri Valley Conference championship. Externally, it's not that great. They still picked us third. There were only four people that thought we would win it. How many votes are there? Forty votes? So 36 people didn't think we would be champions of the league; there were only four people, and one of those was me. The other three, I jokingly said my mom and dad were two of the other three." (Reporter: the Evansville writer said

he voted for you). "So we have the Evansville writer, me, and my mom and dad were the four that voted us to win the championship. We talk about it every day. Let's go win a championship. We challenge our guys."

PRESEASON EXPECTATIONS

- » Southern Illinois was picked third in the Missouri Valley Conference, behind Loyola (first) and Illinois State (second). SIU is the only team in the MVC with all five starters returning from last season.
- » Armon Fletcher (First Team) and Kavion Pippen (Second Team) were named to the preseason All-MVC teams.
- » SIU considers itself to have six returning starters because Thik Bol, a preseason All-MVC center in 2017-18, missed the entire season with a knee injury and took a redshirt.
- » Southern's top-four scorers from last year return in 2018-19: Armon Fletcher (14.1 ppg), Sean Lloyd (12.1 ppg), Kavion Pippen (12.1 ppg) and Aaron Cook (9.8 ppg).
- » The Salukis finished second in the Missouri Valley Conference in 2017-18, the program's highest finish since winning the league in 2007.

QUICK SEASON RECAP

- » **Non-conference:** The Salukis opened the season with back-to-back games against ranked opponents for the first time in school history. SIU led #2 Kentucky by 7 midway through the second half, and led #25 Buffalo for most of the first half, but lost both games.
- » SIU earned its first two wins of the season against Arkansas Pine Bluff and Howard before going to the Las Vegas Holiday Invitational. SIU rebounded from a blowout 84-62 loss to UMass with a 79-69 win over Tulsa.
- » The Tulsa win started a string of five-straight wins for SIU, improving SIU's record from 2-3 to 7-3. In addition to Tulsa, SIU had impressive wins against Saint Louis and at Colorado State during the winning streak, in addition to road wins at SIU Edwardsville and SEMO.
- » Southern closed non-conference play with a three-game losing streak, starting with a home loss to projected NBA lottery pick Ja Morant and Murray State. SIU fell at No. 14 Buffalo, and closed non-con play with a loss to Winthrop after the Eagles hit 15 3-pointers at SIU Arena.
- » **Conference Play:** SIU started MVC play 2-0 with wins over Missouri State and at Northern Iowa, but SIU suffered consecutive losses to Drake, Valpo and Illinois State to fall to 2-3.

RESPECT THE MVC

- » The Missouri Valley Conference finished the 2017-18 season ranked No. 8 nationally in conference RPI.
- » Despite that, only Loyola was given a bid to the NCAA Tournament, and nobody else was even given a bid to the NIT.
- » Loyola was considered a bubble team by bracketologists before clinching a bid with the MVC Tournament title. The Ramblers advanced to the Final Four.
- » The MVC has won a first-round NCAA Tournament game in seven-straight seasons.
- » The MVC is 9-0 in first-round NCAA Tournament games since 2012.
- » Last year, only the MVC, Big East, Big 12, and SEC had every member among the top-190 RPI teams.
- » Only nine MVC teams have received bids to the NCAA Tournament since 2013, and two of those nine have reached the Final Four, the best success rate (22%) in the nation.
- » The MVC is 29-36 (.446) in the NCAA Tournament against the Power Six conferences since 1994.



Each game, we will highlight a different program within Saluki Athletics. This week: Saluki Softball..

- » The Salukis have made 11 NCAA Tournament appearances, most recently in 2017, and last season advanced to the MVC Tournament Championship game for the second-straight season.
- » Under the program's all-time wins leader Kerri Blaylock, SIU advanced to the NCAA Tournament each year from 2002-07, a conference record for longest streak of NCAA appearances.
- » Blaylock's .645 all-time win percentage is the best amongst active MVC coaches and the 34th-best among all active coaches.
- » Saluki softball continues to get it done in the classroom- they have finished in the top-15 nationally in GPA in 16 of the past 18 years- including a runner-up finish in 2007.
- » SIU softball has also had 26 Academic All-Americans in program history. It's the second-most of any program in NCAA softball history, trailing only Nebraska's 30 Academic All-Americans.

Mike Reis — Radio “Dean of the Valley”

Mike Reis enters his 40th year as the radio play-by-play Voice of the Salukis. He is tied with Bradley's Dave Snell for longest active tenure in the Missouri Valley Conference and ranks seventh overall. The tandem of Reis and color commentator Greg Starrick ranks third overall.

Active Division I Men's Basketball Play-By-Play Announcers

1.	51	Ray Goss	Duquesne
2.	50	Bill Hillgrove	Pittsburgh
3.	45	Art Challis	Southern Utah
3.	45	Rich Chvotkin	Georgetown
3.	45	Dave Nitz	Louisiana Tech
6.	41	John Cox	Southern Miss
7.	40	Mike Reis	Southern Illinois
7.	40	Dave Snell	Bradley

Active Division I Men's Basketball Radio Tandems

1.	40	Bill Hillgrove & Dick Groat	Pittsburgh
2.	38	Mike Kennedy & Dave Dahl	Wichita State
3.	37	Mike Reis & Greg Starrick	Southern Illinois

Walt Frazier — The Rest of the Story

Most people know that Southern's most famous basketball alum is Walt Frazier (1964-67). What they don't know is the story of how the Atlanta native ended up in Carbondale.

Basketball was Frazier's second-best sport in high school. He was offered a scholarship to play quarterback at Georgia Tech, but he didn't want to play football. Frazier went on a recruiting visit to SIU in 1963 and met with AD Donald Boydston, who was progressive about recruiting minorities during a time when southern schools rarely recruited them. According to Boydston, Frazier didn't say one word the whole trip, but called shortly after he took the train back to Atlanta to say he was enrolling at SIU.

Frazier was dismissed from the team for academic issues after his sophomore year. He went back to Atlanta and got a job doing manual labor. Frazier called in August of 1965 and asked if he could come back. He was not eligible for a scholarship, so he paid his own way and sat out his junior year, making the Dean's List. He played on the practice team, and sometimes they would beat the varsity. The 1966-67 storybook season saw Frazier lead the team to the NIT National Championship, beating Marquette in the finals. He turned pro after the season and was named one of the 50 greatest basketball players of all-time by the NBA in 1996.

About Southern Illinois University

Carbondale is located in the southern tip of the state — about a five-hour drive south of Chicago and two hours southeast of St. Louis...Many of SIU's alums are concentrated in those two cities... Since moving to Division I in 1968, SIU has been to the NCAA Tournament 10 times, including Sweet 16 appearances in 1977, 2002 and 2007. The Salukis have made nine NIT appearances.

NCAA Tournament appearances since 1975-76

SIU joined the MVC in 1975-76 and has made more NCAA Tournament appearances than any current league member.

	NCAAs
1. Southern Illinois	10
2. Valparaiso	9
3. Northern Iowa	8
4. Missouri State	6
4. Illinois State	6
6. Bradley	5
6. Evansville	5
8. Indiana State	4
9. Drake	1
9. Loyola	1
* Wichita State <small>left in 2017</small>	12
* Creighton <small>left in 2014</small>	11

MVC Championships since 1975-76

SIU joined the MVC in 1975-76 and has won more regular-season and conference tournament championships than any current member of the league.

	Reg.	Tourn.	ALL
1. Southern Illinois	8	5	13
2. Illinois State	5	4	9
3. Bradley	5	2	7
3. Northern Iowa	2	5	7
5. Indiana State	2	3	5
6. Missouri State	1	1	2
6. Drake	1	1	2
6. Loyola	1	1	2
8. Evansville	1	0	1
9. Valparaiso	0	0	0
* Creighton <small>left in 2014</small>	12	7	19
* Wichita State <small>left in 2017</small>	8	4	12

SIU's Record When...

	2018-19	Hinson Era
Overall	9-9	108-105
Home	4-4	62-33
Road	4-4	32-59
Neutral	1-1	10-13
Leading at halftime	7-0	82-21
Trailing at halftime	2-9	22-80
Tied at halftime	--	4-4
Shoot 50% or better	5-0	49-8
Shoot 40% or lower	0-2	6-48
Outrebounding an opponent	5-2	67-35
Outrebounded by opponent	3-5	33-65
Rebounds tied	1-2	8-5
Score less than 50 points	--	0-15
Score 50-59 points	1-4	7-39
Score 60-69 points	1-3	26-34
Score 70-79 points	3-2	44-14
Score 80-89 points	4-0	24-3
Score 90+ points	--	6-0
Opponent scores 70+	2-6	24-59
Holding opponent under 70	6-2	79-45
Holding opponent under 60	3-1	37-18
Game decided by 5 points or fewer	2-2	33-29
Overtime games	--	7-4
Following a loss	3-5	43-53
Following a win	6-3	60-49
In November	4-3	26-19
In December	3-3	27-23
In January	2-3	25-34
In February	--	24-23
In March	--	6-6

Mid-Major Top 25 (As of Jan. 14, 2019)

Rk.	Team	Record	Pts.	Prev.	Conference
1.	Gonzaga (31)	16-2	775	1	West Coast
2.	Buffalo	15-1	744	2	Mid-American
3.	Wofford	14-4	669	6	Southern
4.	Murray State	13-2	667	4	Ohio Valley
5.	Hofstra	15-3	560	13	Colonial
6.	Belmont	12-3	559	8	Ohio Valley
7.	UC Irvine	14-4	549	12	Big West
8.	ETSU	15-4	511	14	Southern
9.	San Francisco	14-3	498	7	West Coast
10.	UNC Greensboro	15-3	487	3	Southern
11.	Lipscomb	12-4	479	11	Atlantic Sun
12.	Furman	15-3	466	5	Southern
13.	Charleston	14-4	377	10	Colonial
14.	Stony Brook	15-3	352	15	America East
15.	Toledo	13-3	342	9	Mid-American
16.	Liberty	14-4	339	17	Atlantic Sun
17.	New Mexico State	13-4	275	19	Western Athletic
18.	Georgia State	13-4	259	20	Sun Belt
19.	South Dakota State	14-6	166	21	Summit
20.	Montana	11-6	132	18	Big Sky
21.	Loyola Marymount	13-4	127	16	West Coast
22.	Texas State	14-3	111	24	Sun Belt
23.	Vermont	13-4	109	NR	America East
24.	Yale	10-3	83	NR	Ivy League
25.	UCSB	13-3	58	NR	Big West

SIU 2018-19 opponents underlined

Receiving Votes: Northern Kentucky 56, Saint Mary's 51, Louisiana 41, NJIT 36, BYU 30, Austin Peay 26, Kent State 22, Princeton 15, Brown 11, Ball State 10, Central Michigan 10, Georgia Southern 10, San Diego 10, Loyola Chicago 9, Bowling Green 8, Drake 7, Winthrop 5, Jacksonville State 4, Penn 4, Seattle 4, Abilene Christian 3, Sam Houston State 3, Valparaiso 3, UL Monroe 2, Rider 1.

SIU in mid-major top-25	Pre	1	2	3	4	5	6	7	8	9	10	11	12	13
	10th	9th	20th	RV	RV	RV	RV	RV	--	--				

Record Book Update

Top 5 Hinson-Era Comebacks

18	at Sam Houston State, Nov. 21, 2015
17	Northern Iowa, Jan. 14, 2014
17	Wichita State, Feb. 5, 2013
15	Air Force, Nov. 13, 2015
14	Illinois State, Jan. 13, 2018

Top 5 Hinson-Era Opponent Comebacks

15	Wright State, Nov. 11, 2016
14	Indiana State, Jan. 10, 2015
13	Evansville, Jan. 28, 2016
13	at SEMO, Dec. 10, 2014
13	Saint Louis, Nov. 16, 2013

Points Scored (Career)

Player	G	Points
1. Charlie Vaughn, 1959-62	85	2,088
2. Kent Williams, 2000-2003	130	2,012
3. Anthony Beane, 2013-16	129	1,917
...		
32. Larry Whitlock, 1955-58	81	1,117
33. Tom Millikin, 1949-52, 54	88	1,092
34. Freddie McSwain, 1989-90	66	1,083
t35. Armon Fletcher, 2016-pres.	103	1,080
t35. George McNeil, 1964-66	78	1,080
t35. Desmar Jackson, 2013-14	64	1,080
39. Milt Huggins, 1975-79	92	1,074
40. Tony Young, 2003-07	138	1,069
...		
46. Don Hepler, 1958-61	91	1,000
... Sean Lloyd, Jr., 2016-pres.	96	846

Blocks (Season)

Player	G	B
1. Joe C. Meriweather, 1973-74	26	90
2. Rolan Roberts, 2001-02	36	87
3. Thik Bol, 2016-17	33	76
4. Randal Falker, 2006-07	36	75
...		
12. Kavion Phippen, 2017-18	33	45

Blocks (Career)

Player	G	B
1. Randal Falker, 2005-08	137	195
...		
6. Gary Wilson, 1977-79	108	99
7. Thik Bol, 2017-pres.	48	97
8. Rolan Roberts, 2002	36	87
...		
t10. Darren Brooks, 2001-05	134	77
t10. Kenny Perry, 1984-85	56	77
12. Kavion Phippen, 2018-pres.	51	75
t13. Jermaine Dearman, 2000-03	130	71
t13. Sean O'Brien, 2014-17	131	71

Steals (Career)

Player	Games	S
1. Darren Brooks, 2001-05	134	258
...		
t15. Josh Cross, 1999-01	120	115
t15. Shane Hawkins, 1995-98	120	115
t17. Tyler Smithpeters, 2014-18	126	110
t17. Armon Fletcher, 2016-pres.	103	110
19. Kent Williams, 2000-03	130	107
20. Steve Middleton, 1985-88	93	106
21. Wayne Abrams, 1977-80	109	103
... Sean Lloyd, 2016-pres.	96	102
... Aaron Cook, 2017-pres.	83	100

Steals (Season)

Player	Games	S
1. Bryan Mullins, 2005-06	33	94
...		
15. Sean Lloyd, 2017-18	33	52

3-Point Field Goals Made (Career)

Player	Games	3FGs
1. Shane Hawkins, 1995-98	120	314
...		
11. Chris Thunell, 1998-00	90	131
11. Ricky Collum, 1999-00	60	131
13. Bryan Mullins, 2006-09	122	127
14. Stetson Hairston, 2002-05	131	126
14. Kendal Brown-Surles, 2010-13	117	126
16. Armon Fletcher, 2015-pres.	103	125
17. Matt Shaw, 2005-08	136	121
18. Carlton Fay, 2008-11	126	120

3-Point Field Goals Attempted (Career)

Player	Games	3FGs
1. Shane Hawkins, 1995-98	120	805
...		
t16. Matt Shaw, 2005-07	136	357
t16. Armon Fletcher, 2016-pres.	103	357
18. Chris Lowery, 1991-94	125	341

Career Points at SIU Arena

Player	Points
1. Mike Glenn, 1974-78	885
...	
10. Gary Wilson, 1976-79	705
11. Darren Brooks, 2000-05	695
...	
20. Matt Shaw, 2004-08	591
21. Sterling Mahan, 1988-91	586
22. Troy Hudson, 1995-97	577
23. Kai Nummerger, 1985, 87-89	574
24. Nate Hawthorne, 1971-73	569
25. Randy House, 1986-89	561
26. Shane Hawkins, 1995-98	560
t27. Armon Fletcher, 2016-pres.	555
t27. Chris Carr, 1993-95	555
29. Rick Shipley, 1988-91	553

Double-Figure Scoring

Player	2018-19	Career
Armon Fletcher	6	61
Sean Lloyd Jr.	12	44
Kavion Phippen	11	36
Aaron Cook	10	30
Thik Bol	1	15
Eric McGill	10	12
Marcus Bartley	3	8
Rudy Stradnieks	2	3
Darius Beane	1	1

30-Point Games

Player	2018-19	Career
Armon Fletcher	0	1

20-Point Games

Player	2018-19	Career
Armon Fletcher	3	9
Kavion Phippen	2	6
Sean Lloyd	2	5
Aaron Cook	1	3
Marcus Bartley	1	1

Double-Figure Rebounding

Player	2018-19	Career
Thik Bol	1	6
Kavion Phippen	1	6
Eric McGill	3	3
Armon Fletcher	1	3

Double-Figure Assists

Player	2018-19	Career
Aaron Cook	1	1

Double-Doubles

Player	2018-19	Career
Kavion Phippen	0	4
Armon Fletcher	1	4
Thik Bol	0	3
Eric McGill	3	3




3

MARCUS BARTLEY

Major: B.S. Sport Administration (May 2018) // Pursuing M.B.A

6-5 //
200 //
G //**Career Highs:** 20 points vs. Arkansas Pine Bluff (11/17/18) // 7 rebounds (twice, both in 2018-19) // 8 assists vs. Bradley (2/11/18) // 2 blocks vs. Jackson State (12/13/17) // 3 steals at Evansville (2/24/18) // 38 minutes vs. SEMO (12/9/17)**Notes:** Saint Louis transfer (sat out 2016-17) ... Third-team Academic All-American in 2017-18 (graduated in May 2018 with a perfect 4.0 GPA) ... Six 3-pointers vs. Arkansas Pine Bluff (11/17/18) tied SIU's Hinson-era high (7 seasons) ... Hit game-winner to beat Cuban National team in Aug.**MARCUS BARTLEY'S CAREER STATISTICS - ALL GAMES**

				Minutes		Totals			3-Point			Free Throws			Rebounds																																																																																																																																																																																																																																																																																																																																																																																																																																																																																																																																																																																																																																																																																																																																																																																																																																																																																																																																																																																																																																																																																																																																																																																																																																																																																																													
--	--	--	--	---------	--	--------	--	--	---------	--	--	-------------	--	--	----------	--	--	--	--	--	--	--	--	--	--	--	--	--	--	--	--	--	--	--	--	--	--	--	--	--	--	--	--	--	--	--	--	--	--	--	--	--	--	--	--	--	--	--	--	--	--	--	--	--	--	--	--	--	--	--	--	--	--	--	--	--	--	--	--	--	--	--	--	--	--	--	--	--	--	--	--	--	--	--	--	--	--	--	--	--	--	--	--	--	--	--	--	--	--	--	--	--	--	--	--	--	--	--	--	--	--	--	--	--	--	--	--	--	--	--	--	--	--	--	--	--	--	--	--	--	--	--	--	--	--	--	--	--	--	--	--	--	--	--	--	--	--	--	--	--	--	--	--	--	--	--	--	--	--	--	--	--	--	--	--	--	--	--	--	--	--	--	--	--	--	--	--	--	--	--	--	--	--	--	--	--	--	--	--	--	--	--	--	--	--	--	--	--	--	--	--	--	--	--	--	--	--	--	--	--	--	--	--	--	--	--	--	--	--	--	--	--	--	--	--	--	--	--	--	--	--	--	--	--	--	--	--	--	--	--	--	--	--	--	--	--	--	--	--	--	--	--	--	--	--	--	--	--	--	--	--	--	--	--	--	--	--	--	--	--	--	--	--	--	--	--	--	--	--	--	--	--	--	--	--	--	--	--	--	--	--	--	--	--	--	--	--	--	--	--	--	--	--	--	--	--	--	--	--	--	--	--	--	--	--	--	--	--	--	--	--	--	--	--	--	--	--	--	--	--	--	--	--	--	--	--	--	--	--	--	--	--	--	--	--	--	--	--	--	--	--	--	--	--	--	--	--	--	--	--	--	--	--	--	--	--	--	--	--	--	--	--	--	--	--	--	--	--	--	--	--	--	--	--	--	--	--	--	--	--	--	--	--	--	--	--	--	--	--	--	--	--	--	--	--	--	--	--	--	--	--	--	--	--	--	--	--	--	--	--	--	--	--	--	--	--	--	--	--	--	--	--	--	--	--	--	--	--	--	--	--	--	--	--	--	--	--	--	--	--	--	--	--	--	--	--	--	--	--	--	--	--	--	--	--	--	--	--	--	--	--	--	--	--	--	--	--	--	--	--	--	--	--	--	--	--	--	--	--	--	--	--	--	--	--	--	--	--	--	--	--	--	--	--	--	--	--	--	--	--	--	--	--	--	--	--	--	--	--	--	--	--	--	--	--	--	--	--	--	--	--	--	--	--	--	--	--	--	--	--	--	--	--	--	--	--	--	--	--	--	--	--	--	--	--	--	--	--	--	--	--	--	--	--	--	--	--	--	--	--	--	--	--	--	--	--	--	--	--	--	--	--	--	--	--	--	--	--	--	--	--	--	--	--	--	--	--	--	--	--	--	--	--	--	--	--	--	--	--	--	--	--	--	--	--	--	--	--	--	--	--	--	--	--	--	--	--	--	--	--	--	--	--	--	--	--	--	--	--	--	--	--	--	--	--	--	--	--	--	--	--	--	--	--	--	--	--	--	--	--	--	--	--	--	--	--	--	--	--	--	--	--	--	--	--	--	--	--	--	--	--	--	--	--	--	--	--	--	--	--	--	--	--	--	--	--	--	--	--	--	--	--	--	--	--	--	--	--	--	--	--	--	--	--	--	--	--	--	--	--	--	--	--	--	--	--	--	--	--	--	--	--	--	--	--	--	--	--	--	--	--	--	--	--	--	--	--	--	--	--	--	--	--	--	--	--	--	--	--	--	--	--	--	--	--	--	--	--	--	--	--	--	--	--	--	--	--	--	--	--	--	--	--	--	--	--	--	--	--	--	--	--	--	--	--	--	--	--	--	--	--	--	--	--	--	--	--	--	--	--	--	--	--	--	--	--	--	--	--	--	--	--	--	--	--	--	--	--	--	--	--	--	--	--	--	--	--	--	--	--	--	--	--	--	--	--	--	--	--	--	--	--	--	--	--	--	--	--	--	--	--	--	--	--	--	--	--	--	--	--	--	--	--	--	--	--	--	--	--	--	--	--	--	--	--	--	--	--	--	--	--	--	--	--	--	--	--	--	--	--	--	--	--	--	--	--	--	--	--	--	--	--	--	--	--	--	--	--	--	--	--	--	--	--	--	--	--	--	--	--	--	--	--	--	--	--	--	--	--	--	--	--	--	--	--	--	--	--	--	--	--	--	--	--	--	--	--	--	--	--	--	--	--	--	--	--	--	--	--	--	--	--	--	--	--	--	--	--	--	--	--	--	--	--	--	--	--	--	--	--	--	--	--	--	--	--	--	--	--	--	--	--	--	--	--	--	--	--	--	--	--	--	--	--	--	--	--	--	--	--	--	--	--	--	--	--	--	--	--	--	--	--	--	--	--	--	--	--	--	--	--	--	--	--	--	--	--	--	--	--	--	--	--	--	--	--	--	--	--	--	--	--	--	--	--	--	--	--	--	--	--	--	--	--	--	--	--	--	--	--	--	--	--	--	--	--	--	--	--	--	--	--	--	--	--	--	--	--	--	--	--	--	--	--	--	--	--	--	--	--	--	--	--	--	--	--	--	--	--	--	--	--	--	--	--	--	--	--	--	--	--	--	--	--	--	--	--	--	--	--	--	--	--	--	--	--	--	--	--	--	--	--	--	--	--	--	--	--	--	--	--	--	--	--	--	--	--	--	--	--	--	--	--	--	--	--	--	--	--	--	--	--	--	--	--	--	--	--	--	--	--	--	--	--	--	--	--	--	--	--	--	--	--	--	--	--	--	--	--	--	--	--	--	--	--	--	--	--	--	--	--	--	--	--	--	--	--	--	--	--	--	--	--	--	--	--	--	--	--	--	--	--	--	--	--	--	--	--	--	--	--	--	--	--	--	--	--	--	--	--	--	--	--	--	--	--



4

ERIC MCGILL

Major: Economics

6-2 //
175 //
G //**Career Highs:** 19 points vs. Murray State (12/12/18) // 12 rebounds vs. Missouri State (1/2/19) // 7 assists at Colorado State (11/27/18) // 1 block vs. Illinois Springfield (11/18/17) // 5 steals vs. San Jose State (12/2/17) // 38 minutes vs. Winthrop (12/22/18) and Missouri State (1/2/19)**Notes:** Panola College transfer ... MVC Newcomer of the Week (11/26/18) ... 1.8 steals per game (2nd in MVC) ... Played in 10 games in 2017-18 before suffering a season-ending hand injury (obtained medical redshirt).**ERIC MCGILL'S CAREER STATISTICS - ALL GAMES**

Year	GP	GS	Minutes		Totals			3-Point			Free Throws			Rebounds				PF	FO	Ast Avg.	TO	Blk.	Stl.	Pts.	Avg.	
			Min	Avg.	FG	FGA	Pct.	FG	FGA	Pct.	FT	FTA	Pct.	Off.	Def.	Tot.	Avg.									
2017-18	10	0	192	19.2	18	51	.353	10	28	.357	4	10	.400	5	22	27	2.7	15	0	13	1.3	16	1	15	50	5.0
2018-19	16	9	459	28.7	56	120	.467	22	52	.423	40	57	.702	23	74	97	6.1	31	0	41	2.6	27	1	29	174	10.9
Total	26	9	651	25.0	74	171	.433	32	80	.400	44	67	.657	28	96	124	4.8	46	0	54	2.1	43	2	44	224	8.6



5

DARIUS BEANE

Major: Undecided

6-3 //
165 //
G //**Career Highs:** 12 points vs. Howard (11/19/18) // 8 rebounds (twice, vs. Ark. Pine Bluff and vs. Valpo) // 4 assists vs. Arkansas Pine Bluff (11/17/18) // 2 steals (twice) // 1 block vs. Missouri State (1/2/19) // 29 minutes vs. Arkansas Pine Bluff (11/17/18)**Notes:** Son of SIU assistant coach Anthony Beane, Sr. ... Brother, Anthony Beane, Jr., played at SIU and is programs third all-time leading scorer, falling just shy of 2,000 career points ... Three-star recruit by ESPN and 247sports ... Ranked as No. 7 player in Illinois by ESPN**DARIUS BEANE'S CAREER STATISTICS - ALL GAMES**

Year	GP	GS	Minutes		Totals			3-Point			Free Throws			Rebounds				PF	FO	Ast Avg.	TO	Blk.	Stl.	Pts.	Avg.	
			Min	Avg.	FG	FGA	Pct.	FG	FGA	Pct.	FT	FTA	Pct.	Off.	Def.	Tot.	Avg.									
2018-19	18	0	315	17.5	23	54	.426	7	24	.292	11	16	.688	22	36	58	3.2	9	0	16	0.9	18	1	14	64	3.6
Total	18	0	315	17.5	23	54	.426	7	24	.292	11	16	.688	22	36	58	3.2	9	0	16	0.9	18	1	14	64	3.6



10

AARON COOK

Double Major: Exercise Science and Physical Therapy Assistant

6-2 //
185 //
G //**Career Highs:** 25 points vs. Indiana State (1/24/18) // 5 rebounds (4 times) // 10 assists vs. Howard (11/19/18) // 2 blocks (twice) // 5 steals vs. Drake (1/1/17) // 39 minutes twice vs. Illinois State in MVC Tournament (3/3/18) and vs. Missouri State (1/2/19)**Notes:** Nearly had a triple-double in the exhibition win over East Central (13 points, 10 assists, 7 rebounds) ... Game-high 18 points at #2 Kentucky ... vs. Howard (11/19/18) - 9 points, 10 assists ... Member of 2017-18 MVC Most Improved Team and All-Academic Second Team**AARON COOK'S CAREER STATISTICS - ALL GAMES**

Year	GP	GS	Minutes		Totals			3-Point			Free Throws			Rebounds				PF	FO	Ast Avg.	TO	Blk.	Stl.	Pts.	Avg.	
			Min	Avg.	FG	FGA	Pct.	FG	FGA	Pct.	FT	FTA	Pct.	Off.	Def.	Tot.	Avg.									
2016-17	32	0	339	10.6	27	81	.333	5	27	.185	38	49	.776	7	19	26	0.8	28	0	30	0.9	27	8	31	97	3.0
2017-18	33	32	989	30.0	108	246	.439	38	99	.384	71	102	.696	7	69	76	2.3	61	0	90	2.7	74	9	47	325	9.8
2018-19	18	18	589	32.7	63	164	.384	28	65	.431	39	60	.650	7	34	41	2.3	25	1	66	3.7	52	5	22	193	10.7
Total	83	50	1917	23.1	198	491	.403	71	191	.372	148	211	.701	21	122	143	1.7	114	1	186	2.2	153	22	100	615	7.4



13

SEAN LLOYD JR

Major: Recreation

6-5 //
215 //
G //**Career Highs:** 25 points at SEMO (12/8/18) // 9 rebounds (twice, both in 2018) // 6 assists (twice) // 2 blocks at Valpo (1/6/18) // 4 steals (multiple times) // 44 minutes at Illinois State (2/8/18) and vs. Illinois State in MVC Tournament (3/3/18)**Notes:** MVC Player of the Week (Dec. 10) -- 19 points, 6.5 rebounds in two wins // career-high 25 points at SEMO ... MVC All-Defensive Team and MVC Most Improved Team in 2017-18 ... Scored in double-figures 12 times (leads team) ... Led last year's team in minutes (34.7) and steals (52)**SEAN LLOYD'S CAREER STATISTICS - ALL GAMES**

Year	GP	GS	Minutes		Totals			3-Point			Free Throws			Rebounds				PF	FO	Ast	Avg.	TO	Blk.	Stl.	Pts.	Avg.
			Min	Avg.	FG	FGA	Pct.	FG	FGA	Pct.	FT	FTA	Pct.	Off.	Def.	Tot.	Avg.									
2015-16	13	0	38	2.9	3	10	.300	1	2	.500	4	8	.500	4	5	9	0.7	4	0	1	0.1	2	1	2	11	0.8
2016-17	32	20	853	26.7	81	205	.395	23	66	.348	58	84	.690	13	78	91	2.8	75	0	30	0.9	40	6	33	243	7.6
2017-18	33	33	1146	34.7	142	302	.470	29	77	.377	85	116	.733	47	116	163	4.9	78	2	69	2.1	61	17	52	398	12.1
2018-19	18	18	539	29.9	62	145	.428	15	49	.306	55	71	.775	23	49	72	4.0	40	1	30	1.7	42	6	15	194	10.8
Total	96	71	2576	26.8	288	662	.435	68	194	.351	202	279	.724	87	248	335	3.5	197	3	130	1.4	145	30	102	846	8.8

NOTE: 2018-19 game-by-game statistics can be found in the "stats" tab of each player's bio on SIUSalukis.com.

Freshmen Sekou Dembele, Amadou Fall, Sam Shafer, and David Swedura intend to redshirt 2018-19 and are not listed.

**22****ARMON FLETCHER**

Major: Recreation

6-5 ||
215 ||
G ||**Career Highs:** 32 points at Valparaiso (1/6/18) // 14 rebounds at Valparaiso (1/6/18) // 4 assists (twice, most recent: vs. Tulsa, 11/23/18) // 3 blocks vs. Wright State (11/11/16) // 5 steals at Louisville (12/7/16) // 43 minutes at Drake (1/18/17)**Notes:** Preseason All-MVC ... 2017-18: NABC first-team All-District and second-team All-MVC ... Team's leading scorer in 2017-18 (14.1 ppg) ... MVC Most Improved Team (2016-17) ... SIU's 46th career 1,000-point scorer ... Missed 9G this year (3 for inj., 6 for suspension)**ARMON FLETCHER'S CAREER STATISTICS - ALL GAMES**

			Minutes		Totals			3-Point			Free Throws			Rebounds													
Year	GP	GS	Min	Avg.	FG	FGA	Pct.	FG	FGA	Pct.	FT	FTA	Pct.	Off.	Def.	Tot.	Avg.	PF	FO	Ast Avg.	TO	Blk.	Stl.	Pts.	Avg.		
2015-16	32	0	462	14.4	60	137	.438	21	65	.323	22	36	.611	33	42	75	2.3	65	1	15	0.5	25	8	20	163	5.1	
2016-17	30	29	904	30.1	116	274	.423	47	143	.329	54	72	.750	43	100	143	4.8	85	1	31	1.0	33	18	40	333	11.1	
2017-18	32	31	1011	31.6	153	315	.486	40	115	.348	106	145	.731	46	116	162	5.1	73	1	54	1.7	41	16	38	452	14.1	
2018-19	9	7	266	29.6	50	91	.549	17	37	.459	15	22	.682	16	42	58	6.4	23	1	16	1.8	18	3	12	132	14.7	
Total	103	67	2643	25.7	379	817	.464	125	360	.347	197	275	.716	138	300	438	4.3	246	4	116	1.1	117	45	110	1080	10.5	

**24****RUDY STRADNIEKS**

Major: University Studies

6-9 ||
240 ||
F ||**Career Highs:** 12 points vs. Arkansas Pine Bluff (11/17/18) // 7 rebounds vs. Murray State (11/29/16) // 3 assists (twice) // 1 block (multiple times) // 1 steal (multiple times) // 23 minutes vs. Nevada (12/22/17)**Notes:** Pronounced Strad-nix ... Latvia native (fifth SIU men's basketball player from Europe ... Played in 31 of 33 games as a junior in 2017-18 ... Career-best 12 points in only 14 minutes vs. Ark-Pine Bluff (11-17-18) ... Was plus-22 at Buffalo in +/- stats, 12 more than any player on either team**RUDY STRADNIEKS'S CAREER STATISTICS - ALL GAMES**

				Minutes		Totals			3-Point			Free Throws			Rebounds											
Year	GP	GS	Min	Avg.	FG	FGA	Pct.	FG	FGA	Pct.	FT	FTA	Pct.	Off.	Def.	Tot.	Avg.	PF	FO	Ast Avg.	TO	Blk.	Stl.	Pts.	Avg.	
2015-16	24	0	112	4.7	9	23	.391	0	3	.000	6	11	.545	6	20	26	1.1	14	0	2	0.1	2	3	0	24	1.0
2016-17	32	0	249	7.8	25	60	.417	9	22	.409	10	14	.714	21	21	42	1.3	31	1	4	0.1	10	1	4	69	2.2
2017-18	31	0	321	10.4	43	87	.494	3	20	.150	12	18	.667	16	36	52	1.7	51	1	13	0.4	25	2	3	101	3.3
2018-19	16	0	132	8.3	22	38	.579	3	10	.300	6	12	.500	9	12	21	1.3	21	1	4	0.3	16	3	0	53	3.3
Total	103	0	814	7.9	99	208	.476	15	55	.273	34	55	.618	52	89	141	1.4	117	3	23	0.2	53	9	7	247	2.4

**25****BRENDON GOOCH**

Major: Accounting

6-5 ||
205 ||
F ||**Career Highs:** 9 points vs. Howard (11/19/18) // 9 rebounds vs. Arkansas Pine Bluff (11/17/18) // 4 assists vs. Arkansas Pine Bluff (11/17/18) // 1 block (multiple) // 1 steal (4x) // 32 minutes vs. Arkansas Pine Bluff (11/17/18)**Notes:** Redshirted in 2016-17 ... First career start vs. Arkansas Pine Bluff (11/17/18) -- responded with career-highs 9 reb. & 4 ast. (32 minutes was 19 more than previous career high)**BRENDON GOOCH'S CAREER STATISTICS - ALL GAMES**

Year	GP	GS	Minutes		Totals			3-Point			Free Throws			Rebounds				PF	FO	Ast Avg.	TO	Blk.	Stl.	Pts.	Avg.	
			Min	Avg.	FG	FGA	Pct.	FG	FGA	Pct.	FT	FTA	Pct.	Off.	Def.	Tot.	Avg.									
2017-18	25	0	138	5.5	6	21	.286	5	17	.294	5	11	.455	9	25	34	1.4	7	0	5	0.2	4	5	3	22	0.9
2018-19	14	1	116	8.3	6	24	.250	6	23	.261	2	5	.400	4	16	20	1.4	2	0	5	0.4	5	1	2	20	1.4
Total	39	1	254	6.5	12	45	.267	11	40	.275	7	16	.438	13	41	54	1.4	9	0	10	0.3	9	6	5	42	1.1

**33****KAVION PIPPEN**

Major: University Studies

6-10 ||
245 ||
C ||**Career Highs:** 24 points vs. Jackson State (12/13/17) // 13 rebounds vs. SIU Edwardsville (11/29/17) // 4 assists, twice (both in 2018-19) // 5 blocks vs. Murray State (12/12/18) // 4 steals (twice) // 40 minutes at Illinois State (2/8/18)**Notes:** Preseason All-MVC ... Named third-team All-MVC and MVC All-Newcomer team last season ... Four-time MVC Newcomer of the Week in 2017-18 ... Scored in double-figures all but eight games in 2017-18 ... Six career 20+ point games ... Current FG% (.608) 6th-best at SIU (season)**KAVION PIPPEN'S CAREER STATISTICS - ALL GAMES**

				Minutes		Totals			3-Point			Free Throws			Rebounds												
Year	GP	GS	Min	Avg.	FG	FGA	Pct.	FG	FGA	Pct.	FT	FTA	Pct.	Off.	Def.	Tot.	Avg.	PF	FO	Ast	Avg.	TO	Blk.	Stl.	Pts.	Avg.	
2017-18	33	33	901	27.3	179	325	.551	0	0	.000	41	63	.651	58	138	196	5.9	92	4	31	0.9	54	45	22	399	12.1	
2018-19	18	17	420	23.3	98	165	.594	1	2	.500	23	30	.767	28	65	93	5.2	52	1	28	1.6	45	30	11	220	12.2	
Total	51	50	1321	25.9	277	490	.565	1	2	.500	64	93	.688	86	203	289	5.7	144	5	59	1.2	99	75	33	619	12.1	

**40****THIK BOL**

Major: Hospitality & Tourism Administration

6-8 ||
225 ||
F ||**Career Highs:** 19 points at Indiana State (2/19/17) // 17 rebounds vs. Missouri Southern State (11/16/16) // 2 assists vs. Sam Houston State (12/10/16) // 7 blocks vs. Loyola (2/25/17) // 1 steal (multiple) // 42 minutes vs. Missouri State (1/28/17)**Notes:** 97 career blocks (will eventually become 6th player in SIU history with 100+ career blocks) ... No. 1 all-time at SIU in blocks per game (2.11) ... Missed all of last season with knee injury ... 2016-17 MVC All-Defense team (76 blocks, 3rd in SIU single-season history) ... Missed last 2G (ankle)**THIK BOL'S CAREER STATISTICS - ALL GAMES**

Year	GP	GS	Minutes		Totals			3-Point			Free Throws			Rebounds				PF	FO	Ast	Avg.	TO	Blk.	Stl.	Pts.	Avg.
			Min	Avg.	FG	FGA	Pct.	FG	FGA	Pct.	FT	FTA	Pct.	Off.	Def.	Tot.	Avg.									
2016-17	33	33	967	29.3	129	242	.533	0	0	.000	43	70	.614	80	144	224	6.8	77	2	10	0.3	37	76	9	301	9.1
2017-18	Did not play due to a knee injury suffered in the preseason (obtained medical redshirt)																									
2018-19	15	3	210	14.0	28	66	.424	1	1	1.000	9	16	.563	17	30	47	3.1	26	0	2	0.1	14	21	1	66	4.4
Total	48	36	1177	24.5	157	308	.510	1	1	1.000	52	86	.605	97	174	271	5.6	103	2	12	0.3	51	97	10	367	7.6

NOTE: 2018-19 game-by-game statistics can be found in the "stats" tab of each player's bio on SIUSalukis.com.

Freshmen Sekou Dembele, Amadou Fall, Sam Shafer, and David Swedura intend to redshirt 2018-19 and are not listed.

MISSOURI VALLEY CONFERENCE STANDINGS (1/17)

Team	MVC			Overall		
	W-L	GB	Pct.	W-L	%	Strk
Loyola-Chicago	4-1	--	.800	11-7	.611	W2
Valparaiso	4-1	--	.800	11-7	.611	L1
Illinois State	3-2	1	.600	10-8	.556	W1
Evansville	3-2	1	.600	9-9	.500	W1
Northern Iowa	3-2	1	.600	8-10	.444	W2
Drake	2-3	2	.400	13-5	.722	W1
Southern Illinois	2-3	2	.400	9-9	.500	L3
Indiana State	2-3	2	.400	10-7	.588	L1
Missouri State	2-3	2	.400	8-10	.444	L1
Bradley	0-5	4	.000	8-10	.444	L5

SALUKI SIGNEES

Southern Illinois signed Lance Jones, Chris Payton and Evan Taylor to National Letters of Intent.. All three will be freshman in 2018-19.

"These three young men will represent this program, university and region in a first-class manner," SIU head coach Barry Hinson said. "They are outstanding players on the court and outstanding people off the court. We're excited to add them to our program."

SIU assistant Justin Walker was the lead recruiter on Jones and Taylor:

"Lance is a dynamic combo guard," Walker said. "He's versatile; he's already strong enough to play college basketball and can create his own shot. He gets after it on the defensive end and can pick up 94 feet. He has been listed as a top-10 player in the state of Illinois. We're excited to see what he can do here."

"ET can play positions 1 through 4," Walker said. "He can get the rebound and start the fast break. He's a big-time defender on the ball and can also defend point guards through stretch forwards. Any time you can add a top player in the state of Illinois, who is also a potential future Academic All-American, you're excited about that. We can't wait to get Evan here and have him as part of our program."

Anthony Beane, Sr. was the lead recruiter on Chris Payton:

"Chris will bring tremendous athleticism to our front line," Beane, Sr., said. "He has the ability to step out and shoot the ball like Armon Fletcher, and he has that athletic explosion like Thik Bol. He's a great kid and will be a great teammate."

"Needless to say, we're excited about adding another quality young man to our program," SIU head coach Barry Hinson said. "Coach Beane did an outstanding job. He's been a part of the Bloomington community as a coach and resident, and his relationships really helped us in this situation. We thought all along that Chris is a player that can make immediate contributions, and we're excited about him and his family joining the Saluki family."


Saluki Basketball 
@SIU_Basketball

Following

Great addition to the program. Welcome to the family!

@Evan2415 | #Salukis




Saluki Basketball 
@SIU_Basketball

Following

Great day for the #Salukis!

Welcome to the family, @LanceBuckets!




Saluki Basketball 
@SIU_Basketball

Following

Great day for the #Salukis!

One of the top players in the state is coming to Carbondale. Welcome to the family, Chris Payton!



8:17 PM - 21 Nov 2018

61 Retweets 322 Likes

2018-19 Comparison Statistics

Game Totals are displayed in the form of SOUTHERN ILLINOIS/OPPONENT for each category

Date	Opponent	1st	2nd	Score	Mar	Total FG	FG Pct	FG (1st)	FG (2nd)	3-Pointers	3FG Pct
Nov. 9	at #2 Kentucky	28/31	31/40	59-71	-12	23-56/24-54	.411/.444	.414/.417	.407/.467	5-16/4-14	.313/.286
Nov. 12	#25 Buffalo	27/31	26/31	53-62	-9	21-52/22-62	.404/.355	.440/.348	.370/.364	3-13/8-28	.231/.286
Nov. 17	Arkansas Pine Bluff	40/23	38/25	78-48	+30	28-57/18-58	.491/.310	.484/.308	.500/.313	9-22/3-25	.409/.120
Nov. 19	Howard	33/39	50/30	83-69	+14	30-61/26-67	.492/.388	.393/.412	.576/.364	12-22/12-28	.545/.429
Nov. 22	vs. UMass	20/47	42/37	62-84	-22	23-55/31-66	.418/.470	.333/.485	.500/.455	4-17/15-36	.235/.417
Nov. 23	vs. Tulsa	32/35	47/34	79-69	+10	25-44/22-51	.568/.431	.476/.478	.652/.393	11-18/7-20	.611/.350
Nov. 27	at Colorado State	45/40	37/27	82-47	+15	34-59/25-49	.576/.510	.633/.593	.517/.409	9-24/10-23	.375/.435
Dec. 1	at SIU Edwardsville	37/29	45/32	82-61	+21	31-52/23-61	.596/.377	.536/.333	.667/.429	11-20/5-20	.550/.250
Dec. 5	Saint Louis	27/23	34/33	61-56	+5	23-51/23-69	.451/.333	.444/.333	.458/.333	4-18/6-26	.222/.231
Dec. 8	at SEMO	35/33	48/40	83-72	+10	28-54/27-60	.519/.450	.438/.464	.636/.438	9-21/14-36	.429/.389
Dec. 12	Murray State	18/49	34/31	52-80	-28	16-51/31-64	.314/.484	.192/.576	.440/.387	3-14/11-27	.214/.423
Dec. 15	at #14 Buffalo	28/33	37/40	65-73	-8	22-45/27-62	.489/.435	.400/.333	.560/.577	3-13/7-30	.231/.233
Dec. 22	Winthrop	34/49	37/30	71-79	-8	22-53/26-56	.415/.464	.435/.514	.400/.381	6-18/15-34	.333/.441
Jan. 2	Missouri State	39/31	36/39	75-70	+5	24-48/23-57	.500/.404	.539/.370	.455/.433	11-23/11-25	.478/.440
Jan. 5	at Northern Iowa	26/24	32/27	58-51	+7	18-40/17-54	.450/.315	.474/.276	.429/.360	6-15/9-34	.400/.265
Jan. 8	at Drake	22/43	48/39	70-82	-12	29-63/29-53	.460/.547	.333/.586	.576/.500	6-19/13-25	.316/.520
Jan. 12	Valparaiso	25/32	36/33	61-65	-4	25-65/25-52	.385/.481	.355/.482	.412/.480	8-22/4-15	.364/.267
Jan. 15	at Illinois State	27/35	31/24	58-59	-1	22-53/21-58	.415/.362	.440/.467	.393/.250	8-20/9-24	.400/.375

Date	Opponent	Free Throws	FT Pct	Off Reb	Def Reb	Rebounds	Mar	Assist	TOver	Block	Steals	Fouls
Nov. 9	at #2 Kentucky	8-12/19-27	.667/.704	7/18	12/30	19/48	-29	13/11	13/19	2/6	7/5	24/15
Nov. 12	#25 Buffalo	8-12/10-12	.677/.833	9/17	24/24	33/41	-8	6/12	19/13	7/4	6/6	15/15
Nov. 17	Arkansas Pine Bluff	13-17/9-16	.765/.563	11/12	32/20	43/32	+11	21/6	16/15	3/3	7/8	14/15
Nov. 19	Howard	11-14/5-7	.786/.714	14/10	32/18	46/28	+18	23/14	20/12	3/2	4/13	12/13
Nov. 22	vs. UMass	12-20/7-9	.600/.778	10/15	20/25	30/40	-10	12/19	18/15	2/5	5/5	18/18
Nov. 23	vs. Tulsa	18-26/16-23	.692/.783	2/8	23/20	25/28	-3	17/8	13/16	6/1	8/1	24/18
Nov. 27	at Colorado State	5-6/7-13	.833/.538	10/2	24/15	34/17	+17	23/15	8/10	0/1	5/3	16/9
Dec. 1	at SIU Edwardsville	9-11/10-21	.818/.476	4/15	28/17	32/32	0	19/11	17/13	4/4	7/6	18/15
Dec. 5	Saint Louis	11-21/4-9	.524/.444	6/16	33/29	39/45	-6	11/14	16/16	8/2	9/9	13/19
Dec. 8	at SEMO	18-22/5-10	.818/.500	9/9	28/19	37/28	+9	21/14	10/11	5/2	4/5	17/20
Dec. 12	Murray State	17-26/7-7	.654/1.000	13/11	22/27	35/38	-3	6/20	16/11	7/3	6/10	5/20
Dec. 15	at #14 Buffalo	18-22/12-15	.818/.800	9/10	26/16	35/26	+9	10/19	22/10	6/6	6/3	20/19
Dec. 22	Winthrop	21-27/12-14	.778/.857	12/10	21/23	33/33	0	17/16	16/16	3/1	7/6	16/17
Jan. 2	Missouri State	16-22/13-18	.727/.722	5/7	30/23	35/30	+5	20/15	18/10	2/2	4/9	15/24
Jan. 5	at Northern Iowa	16-24/8-14	.667/.571	7/13	26/21	33/34	-1	7/8	14/12	2/1	9/5	14/18
Jan. 8	at Drake	6-12/11-14	.500/.786	18/13	12/19	30/32	-2	12/20	13/17	5/2	9/4	12/10
Jan. 12	Valparaiso	3-7/11-15	.429/.733	22/7	23/21	45/28	+17	14/13	13/7	4/4	7/7	14/15
Jan. 15	at Illinois State	6-10/8-10	.600/.800	10/13	24/21	34/34	0	14/13	18/14	4/8	9/10	9/11

Hinson-Era Team Highs/Lows

In case of tie, most recent listed

ALL GAMES			CONFERENCE GAMES		
<u>Salukis</u>	<u>High</u>	<u>Low</u>	<u>High</u>	<u>Low</u>	
Points	102 North Carolina A&T, 12-19-17	39 at Northern Iowa, 1-7-15	85 at Indiana State, 2-10-16	39 at Northern Iowa, 1-7-15	
Points (1st)	58 North Carolina A&T, 12-19-17	15 Illinois State, 2-24-16	46 at Drake, 2-4-14	15 Illinois State, 2-24-16	
Points (2nd)	60 Missouri S&T, 11-21-13	17 at Illinois State, 1-5-14	54 Indiana State, 1-29-14	17 at Illinois State, 1-5-14	
Margin	+38 North Carolina A&T, 12-19-17	-42 at Louisville, 11-21-17	+19 Indiana State, 1-29-14	-42 at Wichita State, 1-24-17	
FG	41 Benedictine-Springfield, 11-17-12	12 Missouri State, 12-31-14	29 at Drake, 1-8-19	12 Missouri State, 12-31-14	
FGA	66 at Austin Peay, 11-19-13	36 Missouri State, 12-31-14	65 vs. Valpo, 1-15-19	36 Missouri State, 12-31-14	
FG%	68.5 at SIUE, 11-18-16	26.6 at Louisville, 11-21-17	63.8 at Missouri State, 1-27-18	26.7 at Indiana State, 2-21-15	
FG% (1st)	73.9 at Missouri State, 1-27-18	18.2 Missouri State, 12-31-14	73.9 at Missouri State, 1-27-18	18.2 Missouri State, 12-31-14	
FG% (2nd)	78.1 Benedictine-Springfield, 11-17-12	18.5 Illinois State, 1-11-17	69.6 Illinois State, 1-13-18	18.5 Illinois State, 1-11-17	
3FG	14 North Carolina A&T, 12-19-17	0 at Bradley, 1-3-15	13 Northern Iowa, 1-2-16	0 at Bradley, 1-3-15	
3FGA	28 vs. SEMO, 12-9-17	6 at Kent State, 11-21-14	25 Evansville, 1-11-14	8 at Evansville, 1-24-15	
3FG%	66.7, at North Texas, 12-5-15	0.0 at Bradley, 1-3-15	59.1 Northern Iowa, 1-2-16	0.0 at Bradley, 1-3-15	
FT	32 Indiana State, 1-12-13	2 at Northern Iowa, 2-8-16	32 Indiana State, 1-12-13	2 at Northern Iowa, 2-8-16	
FTA	42 Indiana State, 1-12-13	3 vs. Missouri State, 3-3-18	42 Indiana State, 1-12-13	6 at Northern Iowa, 2-8-16	
FT%	100.0 Drake, 12-31-17	33.3 at Northern Iowa, 2-8-16	100.0 Drake, 12-31-17	33.3 at Northern Iowa, 2-8-16	
OR	22 vs. Valpo, 1-15-19	2 vs. Tulsa, 11-23-19	22 vs. Valpo, 1-15-19	2 at Bradley, 1-6-16	
DR	33 Saint Louis, 12-5-18	11 at Utah State, 12-22-12	31 Indiana State, 1-29-14	12 at Drake, 1-8-19	
REB	48 at Wichita State, 2-3-16	19 at #2 Kentucky, 11-9-18	48 at Wichita State, 2-3-16	19 Creighton, 1-27-13	
REB Margin	+25 Mount St. Mary's, 11-21-16	-29 at #2 Kentucky, 11-9-18	+22 Illinois State, 3-1-14	-20 at Wichita State, 1-24-17	
Assists	25 at SIUE, 11-18-16	2 Wichita State, 1-9-16	21 at Valparaiso, 1-6-18	2 Wichita State, 1-9-16	
Turnovers	28 at New Orleans, 11-12-12	4 vs. Duquesne, 12-23-17	22 at Wichita State, 2-3-16	5 Drake, 1-22-14	
Blocks	9 at Indiana State, 2-19-17	0, Multiple times	9 at Indiana State, 2-19-17	0 Loyola, 1-18-15	
Steals	15 New Orleans, 12-17-12	2 at Wichita State, 1-14-15	14 at Bradley, 1-6-16	2 at Wichita State, 1-14-15	
Fouls	32 Wright State, 11-11-16	5 Murray State, 12-12-18	31 at Evansville, 1-24-15	9 at Illinois State, 1-15-19	

ALL GAMES			CONFERENCE GAMES		
<u>Opponents</u>	<u>High</u>	<u>Low</u>	<u>High</u>	<u>Low</u>	
Points	90 at Arkansas, 11-14-16	44 at Bradley, 1-6-16	88 at Drake, 1-18-17	44 at Bradley, 1-6-16	
Points (1st)	56 at Arkansas, 11-14-16	16 Indiana State, 1-29-14	49 Wichita State, 1-2-14	16 Indiana State, 1-29-14	
Points (2nd)	55 at Louisville, 11-21-17	20 vs. Illinois State, 3-3-18	48 at Wichita State, 1-24-17	21 at Bradley, 1-6-16	
FG	32 at Wichita State, 1-24-17	13 Chicago State, 12-14-14	32 at Wichita State, 1-24-17	14 at Bradley, 1-6-16	
FGA	69 Saint Louis, 12-5-18	35 at Evansville, 1-24-15	60 Illinois State, 1-20-13	35 at Evansville, 1-24-15	
FG%	63.0 Creighton, 1-27-13	25.4 Jackson State, 12-13-17	63.0 Creighton, 1-27-13	31.5 at UNI, 1-5-19	
FG% (1st)	73.9 Creighton, 1-27-13	19.4 SIUE, 11-29-17	73.9 Creighton, 1-27-13	21.4 Northern Iowa, 3-7-15	
FG% (2nd)	78.9 SIUE, 12-3-13	24.0 vs. Illinois State, 3-3-18	66.7 Evansville, 2-14-15	25.0 at Illinois State, 1-15-19	
3FG	15 vs. Winthrop, 12-22-18	1 Drake, 2-13-16	13 at Drake, 1-8-19	1 Drake, 2-13-16	
3FGA	36 at SEMO, 12-8-18	8 Missouri S&T, 11-21-13	34, at Northern Iowa, 1-5-19	9 at Creighton, 2-19-13	
3FG%	72.7 Evansville, 1-28-16	7.1 Drake, 2-13-16	72.7 Evansville, 1-28-16	7.1 Drake, 2-13-16	
FT	35 at Evansville, 1-24-15	3 Illinois State, 1-13-18	35 at Evansville, 1-24-15	3 Illinois State, 1-13-18	
FTA	43 at Evansville, 1-24-15	7 Murray State, 12-12-18	43 at Evansville, 1-24-15	8 Illinois State, 1-13-18	
FT%	100.0 Murray State, 12-12-18	36.8 North Texas, 12-12-15	90.0 Northern Iowa, 1-14-14	37.5 Illinois State, 1-13-18	
OR	21 North Texas, 12-12-15	2 at Colorado State, 11-27-18	16 Illinois State, 1-20-14	2 Evansville, 1-28-16	
DR	34 UC Davis, 12-20-13	12 at Bradley, 1-17-14	33 Wichita State, 2-5-13	12 at Bradley, 1-17-14	
REB	49 at Louisville, 11-21-17	17, at Colorado State, 11-27-18	47 at Wichita State, 1-24-17	20 Loyola, 1-18-15	
Assists	23 at Arkansas, 11-14-16	3 Fresno State, 11-28-12	22 at Valparaiso, 1-6-18	4 Missouri State, 2-8-14	
Turnovers	28 at Bradley, 1-6-16	5 Illinois State, 3-1-14	28 at Bradley, 1-6-16	5 Illinois State, 3-1-14	
Blocks	13 at Austin Peay, 11-19-13	0 Missouri Southern, 11-16-16	11 at Wichita State, 1-9-14	0 Northern Iowa, 1-21-18	
Steals	13, Howard 11-19-18	1 vs. Tulsa, 11-23-18	13, at Loyola, 1-17-18	1 Wichita State, 2-5-13	
Fouls	36 Missouri S&T, 11-21-13	9, at Colorado State, 11-27-18	27 Bradley, 2-18-14	10 at Drake, 1-8-19	

Hinson-Era Player Highs

Southern Illinois

Points

32	Anthony Beane	at Tennessee State, 11-18-14
32	Anthony Beane 2x	Kent State, 11-18-15 and UNI, 1-2-16
32	Armon Fletcher	at Valparaiso, 1-6-18
31	Desmar Jackson	at Loyola, 1-8-14
31	Anthony Beane 2x	at Indiana State, 2-10-16 and Drake, 2-13-16
30	Anthony Beane 2x	Oakland, 11-24-15 and Evansville, 1-28-16

Rebounds

18	Sean O'Brien	Mount St. Mary's, 11-21-16
17	Thik Bol	Missouri Southern State, 11-16-16
16	Bola Olaniyan	at Wichita State, 2-3-16
15	Jordan Caroline	at Evansville, 2-14-15

Offensive Rebounds

9	Jordan Caroline	Murray State, 12-22-14
9	Jordan Caroline	Evansville, 2-14-15
9	Bola Olaniyan	at Wichita State, 2-3-16

Assists

10	Mike Rodriguez	Texas Southern, 12-3-16
10	Aaron Cook	Howard 11-19-18
9	Sean O'Brien	at SIUE, 11-18-16
9	Sean O'Brien	Mount St. Mary's, 11-21-16
9	Mike Rodriguez	at Minnesota, 11-25-16
8	Desmar Jackson	SIUE, 12-23-13
8	Sean O'Brien	Missouri State, 2-27-16
8	Marcus Bartley	Bradley, 2-11-18

Turnovers

7	Anthony Beane	Evansville, 1-28-16
6	Desmar Jackson	at Austin Peay, 11-19-13
6	Desmar Jackson	at Bradley, 1-17-14
6	Demar Jackson	at Evansville, 2-22-14
6	Anthony Beane	vs. Yale, 11-22-14
6	Leo Vincent	Florida A&M, 11-15-15
6	Sean O'Brien	SEMO, 12-2-15

3-Pointers Made

6	Anthony Beane	at Drake, 2-4-15
6	Anthony Beane	Northern Iowa, 1-2-16
6	Leo Vincent	Illinois State, 1-12-16
6	Marcus Bartley	Arkansas Pine Bluff, 11-17-18
5	Eight Times	

Free Throws Made

12	Anthony Beane	Kent State, 11-18-15
11	Desmar Jackson	vs. Saint Bonaventure, 11-25-13
11	Anthony Beane	Chicago State, 12-14-14

Blocked Shots

7	Thik Bol	Loyola, 2-25-17
6	Thik Bol	at Evansville, 1-14-16
6	Thik Bol	Mount St. Mary's, 11-21-16
6	Thik Bol	at Indiana State, 2-19-17

Steals

6	Desmar Jackson	Drake, 1-22-14
6	Desmar Jackson	Loyola, 2-1-14
6	Desmar Jackson	at Drake, 2-4-14
6	Desmar Jackson	vs. Northern Iowa, 3-7-14

Opponents

Points

39	Cleanthony Early	at Wichita State, 1-19-13
35	Mudi Eruteya	Missouri S&T, 11-12-13
33	DJ Balentine	Evansville, 1-11-14
32	Matthew Wright	at Saint Bonaventure, 11-25-13
31	Jordan Clarkson	at Missouri, 11-12-13
30	Mark Alstork	Wright State, 11-11-16
30	Charles Williams	Howard 11-19-18

Rebounds

19	Colton Weisbrod	Lamar, 12-17-17
19	Nick Richards	at #2 Kentucky, 11-9-18
15	Ryan Howley	at UC Davis, 12-20-12
15	Phil Fayne	at Illinois State, 2-22-17
15	Javon Bess	Saint Louis, 12-5-18

Offensive Rebounds

9	Nick Richards	at #2 Kentucky, 11-9-18
7	Derian Shaffer	at SIUE, 11-20-12
6	Three times	

Assists

13	Ja Morant	Murray State, 12-12-18
11	Fred VanVleet	at Wichita State, 2-3-16
10	Kay Felder	Oakland, 11-24-15
10	John Dewey III	Sam Houston State, 12-10-16

Turnovers

9	Milik Yarbrough	at Illinois State, 2-8-18
8	Grant Gibbs	Creighton, 1-27-13
7	Dorrian Williams	vs. Missouri State, 3-5-15
7	Walt Lemon Jr.	Bradley, 2-18-14
7	Mark Alstork	Wright State, 11-11-16
7	Justin Mitchell	Wright State, 11-11-16
7	Xavier Cooks	Winthrop, 11-10-17
7	Milik Yarbrough	Illinois State, 1-13-18
7	Nick Perkins	#25 Buffalo, 11-12-18

3-Pointers Made

8	Brandon Harris	Western Kentucky, 12-7-13
6	DJ Balentine	Evansville, 1-11-14
6	Tyler Brown	Illinois State, 1-20-13
6	Charles Williams	Howard, 11-19-18
6	Tevin Brown	Murray State, 12-12-18
5	Five times	

Free Throws Made

13	Mudi Eruteya	Missouri S&T, 11-21-13
10	DJ Balentine	at Evansville, 1-24-15
10	Jeffrey Moss	Murray State, 12-22-14
10	Jake Odum	Indiana State, 3-8-14
10	Qiydar Davis	at Indiana State, 2-17-18

Blocked Shots

7	Ehimen Orukpe	at Wichita State, 1-9-13
6	Jaylen Johnson	at Louisville, 12-7-16
5	Moses Kingsley	at Arkansas, 11-14-16

Steals

7	Nate Frye	New Orleans, 12-19-14
7	Corey Blake	New Orleans, 12-17-12
7	Dru Smith	Evansville, 1-3-18




DAVID SWEDURA
Fr. || G || 5-11 || 170



SEKOU DEMBELE
Fr. || F || 6-7 || 230



MARCUS BARTLEY
Sr. || G || 6-5 || 200



ERIC MCGILL
Jr. || G || 6-2 || 175



DARIUS BEANE
Fr. || G || 6-3 || 165



AARON COOK
Jr. || G || 6-2 || 185



SEAN LLOYD, JR.
Sr. || G || 6-5 || 215



AMADOU FALL
Fr. || F || 6-9 || 220



ARMON FLETCHER
Sr. || G || 6-5 || 215



SAM SHAFER
Fr. || G || 6-6 || 205



RUDY STRADNIEKS
Sr. || F || 6-9 || 240



BRENDON GOOCH
So. || F || 6-5 || 205



KAVION PIPPEN
Sr. || G || 6-10 || 245



THIK BOL
Sr. || F || 6-8 || 225



BARRY HINSON
Head Coach



BRAD AUTRY
Assistant Coach



ANTHONY BEANE, SR.
Assistant Coach



JUSTIN WALKER
Assistant Coach



JOHN CLANCY
Director of Operations



DOUG NOVSEK
Quality Control



ABBY MYERS
Graduate Assistant



DR. JT DAVIS
Orthopaedic Surgeon



RILEY HOISTAD
Athletic Trainer



MEADE SMITH
Strength and Conditioning



KAILA TYNER
Associate AD / Academics

2018-19 OVERALL STATISTICS

RECORD:	OVERALL	HOME	AWAY	NEUTRAL
All Games	9-9	4-4	4-4	1-1
Conference	2-3	1-1	1-2	0-0
Non-conference	7-6	3-3	3-2	1-1

## Player	gp-gs	min	avg	Total		3-Point		F-Throw		Rebounds				pf	dq	a	to	blk	stl	pts	avg
				fg-fga	fg%	3fg-fga	3fg%	ft-fga	ft%	off	def	tot	avg								
22 Armon Fletcher	9-7	266	29.6	50-91	.549	17-37	.459	15-22	.682	16	42	58	6.4	23	1	16	18	3	12	132	14.7
33 Kavion Pippen	18-17	420	23.3	98-165	.594	1-2	.500	23-30	.767	28	65	93	5.2	52	1	28	45	30	11	220	12.2
04 Eric McGill	16-9	459	28.7	56-120	.467	22-52	.423	40-57	.702	23	74	97	6.1	31	0	41	27	1	29	174	10.9
13 Sean Lloyd	18-18	539	29.9	62-145	.428	15-49	.306	55-71	.775	23	49	72	4.0	40	1	30	42	6	15	194	10.8
10 Aaron Cook	18-18	589	32.7	63-164	.384	28-65	.431	39-60	.650	7	34	41	2.3	25	1	66	52	5	22	193	10.7
03 Marcus Bartley	18-17	554	30.8	36-92	.391	28-72	.389	16-21	.762	2	47	49	2.7	47	0	58	33	2	13	116	6.4
40 Thik Bol	15-3	210	14.0	28-66	.424	1-1	1.000	9-16	.563	17	30	47	3.1	26	0	2	14	21	1	66	4.4
05 Darius Beane	18-0	315	17.5	23-54	.426	7-24	.292	11-16	.688	22	36	58	3.2	9	0	16	18	1	14	64	3.6
24 Rudy Stradnieks	16-0	132	8.3	22-38	.579	3-10	.300	6-12	.500	9	12	21	1.3	21	1	4	16	3	0	53	3.3
25 Brendon Gooch	14-1	116	8.3	6-24	.250	6-23	.261	2-5	.400	4	16	20	1.4	2	0	5	5	1	2	20	1.4
TM TEAM										28	35	63					9				
Southern Illinois	18	3600		444-959	.463	128-335	.382	216-310	.697	179	440	619	34.4	276	2	266	279	73	119	1232	68.4
Opponents	18	3600		440-1053	.418	163-469	.348	176-254	.693	206	388	594	33.0	291	4	248	237	57	115	1219	67.7

Team Statistics	SIU	OPP	Date	Opponent	Score	Att.
SCORING	1232	1219	11/09/18	at #2 Kentucky	L 59-71	20277
Points per game	68.4	67.7	11/12/18	#25 BUFFALO	L 53-62	5000
Scoring margin	+0.7	-	11/17/18	ARKANSAS-PINE BLUFF	W 78-48	5000
FIELD GOALS-ATT	444-959	440-1053	11/19/18	HOWARD UNIVERSITY	W 83-69	5025
Field goal pct	.463	.418	11/22/18	vs Massachusetts	L 62-84	3300
3 POINT FG-ATT	128-335	163-469	11/23/18	vs Tulsa	W 79-69	3400
3-point FG pct	.382	.348	11/27/18	at Colorado State	W 82-67	2566
3-pt FG made per game	7.1	9.1	12/01/18	at SIUE	W 82-61	3360
FREE THROW-ATT	216-310	176-254	12/05/18	SAINT LOUIS	W 61-56	5000
Free throw pct	.697	.693	12/08/18	at Southeast Missouri State	W 83-73	3432
F-Throws made per game	12.0	9.8	12/12/18	MURRAY STATE	L 52-80	5000
REBOUNDS	619	594	12/15/18	at #14 Buffalo	L 65-73	5513
Rebounds per game	34.4	33.0	12/22/18	WINTHROP	L 71-79	5009
Rebounding margin	+1.4	-	* 01/02/19	MISSOURI STATE	W 75-70	4167
ASSISTS	266	248	* 01/05/19	at Northern Iowa	W 58-51	3783
Assists per game	14.8	13.8	* 01/08/19	at Drake University	L 70-82	2638
TURNOVERS	279	237	* 01/12/19	VALPARAISO	L 61-65	4671
Turnovers per game	15.5	13.2	* 01/15/19	at Illinois State	L 58-59	4588
Turnover margin	-2.3	-	* Conference game			
Assist/turnover ratio	1.0	1.0				
STEALS	119	115				
Steals per game	6.6	6.4				
BLOCKS	73	57				
Blocks per game	4.1	3.2				
Attendance	38872	52857				
Home game-Avg/Game	8-4859	8-5770				
Neutral site-Avg/game		2-3350				

Score by periods	1st	2nd	Total
Opponents	627	592	1219
Southern Illinois	543	689	1232

Biggest Lead In Win

30, vs. Arkansas Pine Bluff, 11-17-18

Biggest Lead In Loss

8, at No. 2 Kentucky, 11-9-18

Biggest Deficit In Win

9, vs. Howard, 11-19-18

Biggest Deficit In Loss

35, vs. UMass, 11-22-18

2018-19 MVC STATISTICS

RECORD:	OVERALL	HOME	AWAY	NEUTRAL
All Games	2-3	1-1	1-2	0-0
Conference	2-3	1-1	1-2	0-0
Non-conference	0-0	0-0	0-0	0-0

## Player	gp-gs	min	avg	Total		3-Point		F-Throw		Rebounds				pf	dq	a	to	blk	stl	pts	avg
				fg-fga	fg%	3fg-fga	3fg%	ft-fa	ft%	off	def	tot	avg								
22 Armon Fletcher	3-2	104	34.7	21-41	.512	6-14	.429	3-6	.500	9	13	22	7.3	8	0	6	7	1	4	51	17.0
33 Kavion Pippen	5-5	146	29.2	34-58	.586	1-2	.500	13-16	.813	9	18	27	5.4	16	1	7	19	11	3	82	16.4
10 Aaron Cook	5-5	170	34.0	15-41	.366	8-20	.400	12-20	.600	2	14	16	3.2	2	0	23	14	2	8	50	10.0
04 Eric McGill	5-4	147	29.4	15-35	.429	9-20	.450	9-14	.643	9	25	34	6.8	11	0	7	8	0	11	48	9.6
13 Sean Lloyd	5-5	139	27.8	11-33	.333	4-10	.400	3-6	.500	6	6	12	2.4	7	0	5	9	1	3	29	5.8
03 Marcus Bartley	5-4	140	28.0	9-27	.333	8-21	.381	2-2	1.000	0	12	12	2.4	9	0	14	5	0	4	28	5.6
05 Darius Beane	5-0	105	21.0	8-22	.364	2-9	.222	3-6	.500	11	15	26	5.2	5	0	4	5	1	4	21	4.2
24 Rudy Stradnieks	4-0	28	7.0	3-6	.500	1-2	.500	2-5	.400	2	4	6	1.5	5	0	1	2	1	0	9	2.3
40 Thik Bol	2-0	14	7.0	2-5	.400	0-0	.000	0-0	.000	2	2	4	2.0	0	0	0	2	0	0	4	2.0
25 Brendon Gooch	2-0	7	3.5	0-1	.000	0-1	.000	0-0	.000	0	0	0	0.0	1	0	0	1	0	1	0	0.0
TM TEAM										12	6	18					4				
Southern Illinois	5	1000		118-269	.439	39-99	.394	47-75	.627	62	115	177	35.4	64	1	67	76	17	38	322	64.4
Opponents	5	1000		115-274	.420	46-123	.374	51-71	.718	53	105	158	31.6	78	2	69	60	17	35	327	65.4

Team Statistics	SIU	OPP	Date	Opponent	Score	Att.
SCORING	322	327	* 01/02/19	MISSOURI STATE	W 75-70	4167
Points per game	64.4	65.4	* 01/05/19	at Northern Iowa	W 58-51	3783
Scoring margin	-1.0	-	* 01/08/19	at Drake University	L 70-82	2638
FIELD GOALS-ATT	118-269	115-274	* 01/12/19	VALPARAISO	L 61-65	4671
Field goal pct	.439	.420	* 01/15/19	at Illinois State	L 58-59	4588
3 POINT FG-ATT	39-99	46-123	* Conference game			
3-point FG pct	.394	.374				
3-pt FG made per game	7.8	9.2				
FREE THROW-ATT	47-75	51-71				
Free throw pct	.627	.718				
F-Throws made per game	9.4	10.2				
REBOUNDS	177	158				
Rebounds per game	35.4	31.6				
Rebounding margin	+3.8	-				
ASSISTS	67	69				
Assists per game	13.4	13.8				
TURNOVERS	76	60				
Turnovers per game	15.2	12.0				
Turnover margin	-3.2	-				
Assist/turnover ratio	0.9	1.2				
STEALS	38	35				
Steals per game	7.6	7.0				
BLOCKS	17	17				
Blocks per game	3.4	3.4				
Attendance	8838	11009				
Home game-Avg/Game	2-4419	3-3670				
Neutral site-Avg/game		0-0				

Score by periods	1st	2nd	Total
Opponents	165	162	327
Southern Illinois	139	183	322