

## Table of Contents

### General Information

Media Information.....	2
McAndrew Stadium.....	3
Southern Illinois University.....	4
Saluki Way.....	5
Troutt-Wittmann Center.....	6-7
Community Service.....	8
Strength Program.....	9
Salukis in the NFL.....	10-11
Origin & History of the Saluki.....	12-13
Chancellor Walter Wendler.....	14
Athletics Director Mario Moccia.....	15
Head Coach Jerry Kill.....	16-17
Assistant Coaches.....	18-19

### 2006 Preview

Team Outlook.....	20-22
Player Profiles.....	24-47
Pronunciation Chart.....	47
Numerical/Alphabetical Rosters.....	48-51

### 2005 Recap

Game Summaries.....	52-58
Statistics.....	58-62

### Saluki Tradition

Coaching History.....	64-65
Honors and Awards.....	66-69
1983 National Championship.....	70-72
2003 Playoffs.....	73
2004 Playoffs.....	74
2005 Playoffs.....	75

### Records

Miscellaneous, National Rankings.....	76-77
Year-By-Year Team Stats.....	78-79
Single-Season Team Records.....	80-81
Single-Game Team Records.....	82-85
Chronological Lists.....	86-89
Annual Statistical Leaders.....	90-91
Rushing.....	92-93
Passing.....	94-96
Receiving.....	96-97
Total Offense/All Purpose.....	98
Scoring.....	99
Special Teams.....	100-101
Defensive.....	102-103
Year-By-Year Results.....	104-110
Series Scores.....	111-113
All-time Roster.....	114-120

### Opponents

Opponent Profiles.....	122-127
2005 Gateway Standings.....	127
2006 Composite Schedule.....	128

## 2006 Schedule

### August

31 LOCK HAVEN (Pa.) 7 p.m. CT

### September


16 at Indiana 4 p.m. ET  
 23 at Arkansas-Pine Bluff 6 p.m. CT  
 30 INDIANA STATE 6 p.m. CT

### October

7 WESTERN ILLINOIS (Homecoming) 1:30 p.m. CT  
 14 at Illinois State 2:30 p.m. CT  
 21 WESTERN KENTUCKY 6 p.m. CT  
 28 at Missouri State 1:30 p.m. CT

### November

4 at Youngstown State 1 p.m. ET  
 11 NORTHERN IOWA 3 p.m. CT  
 18 SOUTHERN UTAH 3 p.m. CT



### Credits

**Editor:** Tom Weber

**Contributors:** Kyle Bass, Amanda Carsrud

**Cover Design:** Shannon Wimberley

**Photography:** Tom Weber, Bruce Thorson, Jeff Garner, Rusty Bailey, Evan Pinkus

**Printing:** SIU Printing Services, Dennis Maze, Superintendent

### Front Cover Photo ID

*Gateway to the Future*

**Left to Right:** Marlon Heaston, Patrick Jordan, Arkee Whitlock and Will Justice

## Quick Facts

### The University

Founded..... 1869  
 Enrollment..... 21,441  
 Nickname..... Salukis  
 Colors..... Maroon and White  
 Stadium... McAndrew (17,000 capacity)  
 Surface..... AstroPlay Turf  
 Affiliation..... I-AA  
 Conference..... Gateway  
 Chancellor..... Dr. Walter V. Wendler  
 Alma Mater..... Texas A&M ('72)  
 Athletics Director..... Mario Moccia  
 Alma Mater..... New Mexico State ('89)  
 Ticket Office Phone..... 618-453-2000  
 Website..... www.siusalukis.com

### Football History

First Year of Football..... 1913  
 I-AA Playoff Record..... 4-3  
 Years in Postseason..... 4  
 Last Postseason..... 2005  
 Result..... L, Appalachian St., 2nd Round  
 All-time Record..... 367-457-32

### Coaching Staff

Head Coach..... Jerry Kill  
 Alma Mater..... Southwestern (1983)  
 Record at School..... 34-26 (5 years)  
 Career Record..... 83-51 (12 years)  
 Football Phone..... 618-453-3331  
 Secretaries..... Sharon Lipe, Traci Wiseman (godawgs@siu.edu)  
 Wide Receivers..... Brian Anderson (branders@siu.edu)  
 Defensive Coordinator..... Tracy Claeys (tclaeys@siu.edu)  
 Offensive Coordinator..... Matt Limegrover (limegrom@siu.edu)  
 LBs/Co-coordinator..... Tom Matukewicz (tuke@siu.edu)  
 Tight Ends..... Carl Mauck (godawgs@siu.edu)  
 Quarterbacks..... Pat Poore (ppoore@siu.edu)  
 Running Backs..... Rob Reeves (rjreeves@siu.edu)  
 Defensive Line..... Bryce Saia (bsaia@siu.edu)  
 Safeties/Special Teams..... Jay Sawvel (jsawvel@siu.edu)  
 Cornerbacks..... Travis Stepps (tstepps@siu.edu)  
 Strength Coach..... Eric Klein (eklein@siu.edu)  
 Video Coordinator..... Travis Hamilton  
 Academic GA..... Marc Webel

### Team Information

Last Year's Overall Record..... 9-4  
 Conference Record..... 5-2 (Tied 1st)  
 Base Offense/Defense..... Multiple/4-3  
 Letterwinners Returning/Lost..... 39/24  
 Starters Returning/Lost..... 9/15



**Saluki  
Media Services**

Phone: 618-453-7236  
Fax: 453-2648  
Press Box: 453-3049

www.SIUSalukis.com



Tom Weber



Jeff Honza



Shalae Schulte



Matt Crouch



Ryan Shaw

**Media Information**

**Credentials**

Credentials are required for entrance to the press box or access to the field (for photographers). To request season or single-game credentials, please contact media services.

**Photographers**

Please observe NCAA regulations and shoot from the designated areas. Photographers must shoot from behind the white lines between the 25-yard line and the back of the end zone on either side of the field.

**Game Day Parking**

Media working on deadline will receive a priority parking pass for the lot adjacent to the west side of the stadium (press box side).

All other media should park in Lot 89 next to Lingle Hall. No pass is required for this lot.

**Postgame Procedure**

Postgame interviews will take place in a room located on the northwest concourse of the stadium. The press box is equipped with ethernet, wireless internet and phone lines to file your stories.

**Football E-Mail List**

If you would like to be added to the Saluki football e-mail list to receive breaking news about the team, please e-mail Tom Weber or Jeff Honza.

**Interviews During the Week**

Players and coaches are available after practice on Tuesdays and Wednesdays. Please let the media services staff know if you plan to attend practice.

All Gateway Conference head coaches will participate in a weekly teleconference, which takes place on

Wednesday mornings. Please contact Mike Kern, (314) 244-2326, at the conference office for further information.

**Information**

The official website  
[www.SIUSalukis.com](http://www.SIUSalukis.com)

is the best source for up-to-date information on the team. Rosters, box scores, cumulative statistics, pre-game notes and other materials are available on the site.

**Directions to McAndrew Stadium**

*From the West...*

Take Interstate 64 East to Route 127 South (mile marker 50). Route 127 joins Route 13 at Pinckneyville (23 miles south of I-64). Take Route 13 into Carbondale. Make a right at US 51. Make a right at Lincoln Drive. The stadium is on your left.

*From the North and East...*

Take Interstate 57, exit at Marion and go west on Route 13. Stay on Route 13 until crossing the railroad tracks in downtown Carbondale. Make a left at US 51. Make a right at Lincoln Drive. The stadium is on your left.

*From the South...*

Take U.S. Highway 51 North to Lincoln Drive. Take a left on Lincoln Drive. The stadium is on your left.

**SIU Radio Network**

Mike Reis returns for his 28th year as the "Voice of the Salukis." A 1978 graduate of SIU's Radio/TV program and a member of the Saluki Hall of Fame, Reis does the play-by-play for football, men's basketball and baseball. He will be assisted this season by Gene Green.

Games can be heard locally on WUEZ, 95.1 FM. The radio feed is also carried live on the athletics website.

**Media Outlets**

**Southern Illinoisan**

Paul Klee (Beat)  
(618) 529-5085

**Daily Egyptian**

TBA (Sports Editor)  
(618) 536-3311

**Mt. Vernon News**

Todd Adams (Editor)  
(618) 242-0113

**Carbondale Times**

(618) 549-2799

**Marion Daily Republican**

Justin Walker (Sports Editor)  
(618) 993-2626

**St. Louis Post-Dispatch**

(314) 340-8178

**Associated Press**

Jim Suhr  
(314) 241-2496

**Mississippi River Radio**

Mike Reis, Rick Gregg  
(618) 985-4843

**Clear Channel Radio**

Paxton Guy, Bruce Fasol  
(618) 997-8123

**WSL TV-3 (ABC)**

Darren Kinard, Rickey Thein  
(618) 985-2333

**WPSD TV-6 (NBC)**

Jeff Bidwell, Greg Miller  
(270) 415-1993

**KFVS TV-12 (CBS)**

Todd Richards, Chad Fryman  
(573) 335-4254

**WSIU TV-8 (PBS)**

Roger Suski  
(618) 453-4343

**WSIU Radio**

(618) 453-4343

**WIDB Radio**

(618) 536-2361



Staff Member	Sport Assignments	Office	Cell	E-Mail
Tom Weber	Football, Men's Basketball.....	453-7235	528-1111	tomweber@siu.edu
Jeff Honza	Football, Baseball, Indoor Track & Field.....	453-5470	528-1145	honz@siu.edu
Shalae Schulte	Volleyball, Women's Basketball, Outdoor Track & Field...	453-7102	967-8997	sschulte@siu.edu
Matt Crouch	Cross Country, M. Golf, Swimming & Diving, Softball ...	453-5465	—	mcrouch@siu.edu
Ryan Shaw	Women's Golf, Men's Tennis, Women's Tennis.....	453-7236	—	—

## Salukis are 17-2 at McAndrew Stadium since 2003

Originally built by the Works Progress Administration during the Great Depression of the mid-1930s, McAndrew Stadium is still in service to Saluki Football 68 years after it opened in 1938.

At a cost of \$150,000, the then 5,000-seat structure was hailed as “one of the most attractive yet to be erected in the Middle West.”

The first game at the stadium took place on Oct. 1, 1938, a 27-0 loss to Southeast Missouri State. Two weeks later, Southern Illinois University Normal defeated Arkansas State, 6-0, for its first home win in its new stadium.

When William McAndrew, the school's first head coach, died in 1943, the University named the stadium McAndrew Stadium in his honor.

The most comprehensive renovation to the stadium took place after the 1973 season, when additional seating was erected on both sides.

Southern Illinois has played 333 games at the stadium since it first opened and has a record of 172-155-6.

Among the more memorable games include a 16-13 win over nationally ranked Tulsa on Oct. 28, 1967. In 1983, SIU beat Nevada-Reno, 23-7, to advance to the Division I-AA National



Championship game.

One of the more dramatic finishes came on Sept. 10, 1983. Terry Taylor blocked a short field goal attempt with seconds remaining to preserve a 17-14 win over Eastern Illinois.

In 2005, the Salukis rallied in overtime to beat Missouri State, stretching their regular-season home-winning streak to a school-record 13 games.

The 2003 campaign saw SIU post a perfect 6-0 home record and record the highest average attendance (9,748) since the 1991 season drew 12,225.

After a 29-year absence, night football returned to McAndrew Stadium in 2002. The Salukis opened the season with a 78-0 win over Kentucky Wesleyan on August 29, followed by a fireworks show.

Local electrical union IBEW 702 installed the lights at no charge, saving the athletic department \$100,000 on infrastructure improvements originally expected to cost \$250,000.

Prior to 2002, the last night game at McAndrew was Oct. 20, 1973, when the Salukis hosted Tampa. The lighting system became inoperable the following

year.

In 2003, the University's Board of Trustees approved a land use plan that will create a new “gateway” to SIU that includes a new football stadium. A feasibility study has been completed and the Board approved a funding plan known as Saluki Way.

McAndrew Stadium will continue to receive care and upgrade until the new stadium is opened. In 2001, a new AstroPlay turf was installed at a cost of \$550,000. With its taller surface, the turf resembles natural grass. It also has a soft, rubber base to provide added cushioning. The same artificial turf will be used at the new stadium.

In addition to the turf project, several other improvements have been made at McAndrew in the past two years.

Improvements include new stadium signage, a painted scoreboard and press box, and the installation of signs with the new athletics logo along the east-side stands.

And, of course, lights were installed at the stadium in the summer of 2002. The Salukis will play three night games in 2006.

### McAndrew Milestones

**Oct. 1, 1938:** SINU loses to SEMO, 27-0, in first game at stadium.

**Oct. 15, 1938:** SINU beats Arkansas State, 6-0, for first win at stadium.

**1943:** Stadium is named McAndrew Stadium after school's first coach, William McAndrew.

**Nov. 10, 1950:** First night game, a 44-13 win over Eastern Michigan.

**Oct. 20, 1973:** Last night game is a 25-23 loss to Tampa.

**Sept. 13, 1980:** The biggest crowd in stadium history (17,150) watches SIU beat Eastern Illinois, 37-35. More than \$30,000 raised for former Saluki Mark Hemphill, who was paralyzed the previous year vs. Illinois State.

**2001:** New AstroPlay turf installed.

**2002:** Night football returns as Salukis trounce Kentucky Wesleyan, 78-0, on Aug. 29.

**2004:** Salukis beat Indiana State on Nov. 13, to set school record with 12th-straight home victory.



## Southern Illinois University

From its humble beginnings as the state's second teachers college — with a dozen academic departments and an inaugural class of 143 — Southern Illinois University Carbondale now ranks among Illinois' most comprehensive public universities.

Each year, some 21,500 students enroll in the 175 academic programs seeking associate, bachelor's, master's, and doctoral and professional degrees in law and medicine.

Think of a specialty and chances are good we offer a degree in it. And we're affordable.

Among our academic programs you'll find agriculture, art, aviation, automotive technology, anthropology, business, cin-

ema-photography, computer science, education, engineering, foreign language study, forestry, history, journalism, music, political science, radio-television, social work, recreation, rehabilitation — just to mention a few.

Students flock to our academic programs and while they're here, they fall in love with our lush, rural landscapes and welcoming hospitality.

Surrounded by forests, fields, lakes and bluffs, SIUC is a regional nucleus of academic, creative and cultural endeavors. And the region is an outdoor paradise for boaters, rock climbers, hikers, nature lovers, hunters and horseback riders.

At SIUC, coursework and research opportunities push students to discover the basic truths about their world. Internship op-



portunities allow them to explore career options, learn teamwork and sharpen the kind of work ethic that guarantees a successful transition to future employment.

SIU professors never forget that their first responsibility is teaching: students often find academic "stars" at the lecterns of beginning-level undergraduate courses. SIU's faculty roster includes prominent scientists (such as anthropologist Brenda Benefit, whose discovery in Africa of the world's oldest-known monkey skull made international headlines) and accomplished artists (such as English professor emeritus Kent Haruf, whose novel *Plainsong* was named a finalist for the 1999 National Book Award).

Top faculty and staff, programs and a history of open doors to all students has created a rich legacy of choice and access at SIU. Many students choose the campus for its varied programs. Others are here because of a wide variety of programs and policies that focus on a tradition of access. For example, tuition at SIU has consistently ranked among the state's affordable; ample student work programs and other assistance help low-income students earn as they learn. About 75 percent of our undergraduates receive some financial aid.

SIU was one of the nation's first campuses to become physically accessible to students with disabilities, long before such access became legally required.

A host of programs, offices

### Southern at 150

#### Building Excellence Through Commitment

Southern at 150 articulates a series of commitments and actions that will place us among the top 75 public research universities in the United States by the year 2019, our 150th anniversary, while we continue to provide the foundation for academic, economic and social progress in Southern Illinois.

#### Our Core Values

**Student-responsiveness:** We must listen and respond to our students and provide instruction and services that help them achieve their full potential.

**Diversity:** Diversity will drive our ability to attain our educational mission.

**Building trust:** We are a public institution and covet the confidence and trust of the public we serve.

**Academic freedom and responsibility:** We are an academic institution dedicated to the discovery and preservation of the truth.

**Excellence as the measure of all things:** We will seek excellence in everything we do.

**A more civil world:** We will endeavor to produce citizen-leaders with global perspectives.

**Leadership and management:** We will manage ourselves in a way that exceeds effectiveness.

**Pride:** We will develop and foster a sense of pride in our University, its traditions and its values.

**World view:** We must expand our reach throughout the world.

and organizations also support minority students. These include pre-college recruitment, financial support, tutoring, mentoring and leadership development.



2003 • 2004 • 2005 GATEWAY CHAMPIONS

## Saluki Way to include new football stadium

In September of 2005, Chancellor Walter V. Wendler unveiled a facilities blueprint for the future called Saluki Way. Part of the first phase of the project — which has been approved by the Board of Trustees — will be the construction of a new football stadium adjacent to Lingle Hall and SIU Arena.

The proposed 10-year project will establish a new campus core - Saluki Way - that integrates academic and athletic complexes and creates a showplace that develops passion and love for the University, Wendler said.



The plan also includes a major renovation to 42-year-old SIU Arena and construction of a new, indoor practice facility.

Saluki Way will be funded by a combination of private donations, state funding and bonding, according to Wendler.

Wendler said phase one could start in 2007. He envisions fans tailgating amidst the new buildings along Saluki Way, and the marching band proceeding through the new hub of campus into the stadium on Saturday afternoons in the fall.

### Athletics Department Mission Statement

Southern Illinois University Carbondale is a contemporary, comprehensive student-responsive university committed to providing quality teaching, research and service. In keeping with the University's mission, the primary purpose of intercollegiate athletics is to sponsor a broad-based, fiscally and ethically responsible athletics program designed to promote each student-athlete's academic, athletic and personal well-being and development. It is our goal to create a culture of excellence for our student-athletes, staff and fans that values integrity, diversity, equity, sportsmanship and community service. A successful, well-run athletics program also helps build pride in and support for the University among the citizens of Southern Illinois and among the thousands of SIUC students, staff, and alumni.





## Troutt-Wittmann Academic and Training Center

**O**n October 1, 2005, the spectacular, new Troutt-Wittmann Academic and Training Center had its grand opening. The state-of-the-art 12,000-square foot facility was built entirely with private funding by Saluki alum Pete Wittmann. His \$4.5 million gift was the largest in University history. The Troutt-Wittmann Academic Center provides the academic support and learning environment in which all student-athletes have the opportunity to achieve their academic and personal goals.

### Troutt-Wittmann Facts

The academic portion of the building has \$45,000 in computer equipment, including 30 Dell computers with wall-mounted flat screens. Study tables and chairs can accommodate an additional 60 student-athletes. Three tutorial rooms with study tables and internet access allow privacy. Wireless internet access is available throughout the facility.

The training portion of the building is five times larger than the Salukis' previous weight room. It is equipped with 12,000 pounds of new weights and \$150,000 of the best weight equipment money can buy, including 10 Power Lift multi-station lifting racks and eight Olympic lift platforms. All equipment is custom made.

### Student Services

Student services staff in Intercollegiate Athletics, under the leadership of assistant athletics director Kristina Therriault helps student-athletes to reach their full potential by offering an academic support program that will assist all student-athletes with their transition into college. This all-encompassing support continues through each student-athlete's collegiate career until he or she earns a Bachelor's degree.

### Study Table

Study table is required by those student-athletes whose cumulative grade point average is 2.50 or below. These student-athletes are required to study a minimum of six hours per week in the Troutt-Wittmann Academic Center. All incoming freshmen and transfer student-athletes are also required to study for a minimum of four hours per week in the academic center.



### Tutoring

The tutoring program facilitates the learning process of our student-athletes in a comfortable and well-ordered environment. The program is a support mechanism that has been created to help student-athletes keep pace with rigorous classes while trying to maintain busy and challenging academic and athletic schedules.

Tutoring services are free of charge to all student-athletes.

### Academic Advisement

The academic units on campus provide academic advisement to student-athletes. Saluki student-athletes received priority advisement and registration within their SIU academic unit or major. Each unit employs



professional advisors who meet with student-athletes earlier than the general student body. The student services staff keeps student-athletes updated on the dates for which early academic advisement appointments can be made.

### Academic Monitoring

Academic performance is monitored both formally and informally by the student services staff. During the 6th and 12th week of each semester, progress reports are sent to all instructors of each student-athlete. Instructors return the slips to the student services staff with information about attendance, participation, grades and general comments. An academic report is provided to each head coach who will then share the grades and comments with their student-athletes. Monitoring of course progress allows the student services staff to become aware of problems and provide the assistance needed as quickly as possible.

### Computer Resources

Thirty computers loaded with the latest educational software, including Microsoft Word, Powerpoint, Excel, Access and Publisher are available in the Troutt-Wittmann Academic Center. Student-athletes can also research SIU's Morris Library or search the World Wide Web. Laptop computers are also available for student-athletes to check out when away from campus for competition. Laptops are equipped with wireless internet capability.

### CHAMPS/LIFESKILLS

The CHAMPS Program was designed to address the student-athlete as a whole person, not just a student or athlete. During the college years, every student-athlete is confronted with a variety of developmental challenges. The program is designed to address these challenges. The CHAMPS

program provides a well-rounded program for all student-athletes to develop the skills necessary to lead successful, productive lives, and become leaders of, and contributors to life. The CHAMPS Program consists of five commitments: Academic Excellence, Athletic Excellence, Personal Development, Career Development and Community Service.

### Community Service

We are proud of the level of commitment shown by our student-athletes here at Southern Illinois University. Student-athletes and coaches at SIU are dedicated to giving back to the community that so generously supports them. Our student-athletes give of their time, their most valuable commodity, demonstrating that they take an active part in the community and are dedicated to serving others off the field through their volunteer service. The Student Services Office creates community service projects designed to assist schools, charities and other



agencies in the Southern Illinois area. Saluki student-athletes are encouraged to participate in community service activities. By volunteering, student-athletes are able to enhance their leadership, communication, organization and people skills.

### Reading with the Dawgs

The Reading with the Dawgs program involves the men's and

women's teams going into their local communities and promoting reading activities designed to enhance children's self-esteem and strengthen their possibilities for success in school. The program encourages children's literacy. Saluki student-athletes make monthly visits to elementary classes, enhancing their leadership, communication, organization and people skills.





## Saluki Football and Community Service

One of the most active Saluki sports teams in community service is the football team. Head coach Jerry Kill has made it a priority for his players to give back to the community.

**MVC/State Farm "Just Read"**  
Visits to local elementary schools each month to read to the children along with talking to them about the importance of reading in school and also reading as a hobby. Football has been involved with the program since its inception in 1996.

**Good Samaritan Souper Bowl for Hunger**  
Since Coach Kill came to SIU, football student-athletes have spent Super Bowl weekend collecting money at local grocery stores for the Good Samaritan Home (a homeless shelter for men). The team spends their Saturday at Kroger, Walmart and Schnucks asking for monetary donations.

**Parrish School Penguin Fest**  
Football student-athletes visited Parrish school and assisted teachers with the annual Penguin Fest. Student-athletes were assigned to booths and help out with the activities and games for children. The football student-athletes also handed out prizes to the children.

**Bears for Boo Boo's**  
Bears for BooBoos, Inc. is an organization established by best friends Connor Fenton and Miriah Chapman. The girls collected teddy bears and donated the stuffed friends to a hospital to be given to children with an illness. It was the girls' hope that these bears would bring some

kind of comfort to these kids. In 2002 the girls collected almost 300 bears and donated them to a children's hospital. On August 3, 2003, Connor Fenton was killed in a tragic incident. Today, Miriah continues the Teddy Bear Drive in Memory of her best friend Connor. Miriah hopes to make something good out of something very tragic. A few members of the football team attended a women's basketball game and help collect teddy Bears for the Bear's for Boo Boo's organization.

**Santa's Shoebox**  
December 2005 was the inaugural Santa's Shoebox event which was held at SIU Headstart. Student-athletes from each sport including football collected money from their teammates. The collected money was used to purchase gifts for 170 children who attend HeadStart. The gifts were wrapped in shoeboxes and presented to the children during a Christmas party. In addition to collecting money, football student-athletes attended the party, helped passed out gifts and also played with the children.

**Veteran's Hospital Visit**  
For the past two years, football student-athletes have visit local veterans at the V.A. Hospital in Marion, IL. The visit is part of Veteran's Appreciate Week which is organized by the hospital. Student-athletes spend time with the veterans and listen to stories from the past.

**Bleyer's Fishing Day**  
Each May, a fishing expedition and picnic is held at Bleyer Lake in Carbondale. The event is for special population children and adults from the Southern Illinois Area. Football student-athletes spend the day helping these special guests to fish and enjoy the day at the lake. Throughout the day, student-athletes and coaches

make the trip to help out with this exciting event.

**Family Fun Festival**  
During family weekend, members of the football team attended the family fun festival held at the SIU rec center. Student-athletes greeted families and signed autographs for students and parents.

**Various Speaking Engagements**  
Throughout the year, football student-athletes have spoken for various organizations. Examples include the Murphysboro Youth Detention Center, local churches, local schools, etc.



## Saluki Strength & Conditioning Program

The primary objective of the strength and conditioning program at Southern Illinois University is to achieve the maximum level of performance of each athlete through an aggressive approach to comprehensive training.

Training prescriptions will be determined by giving significant consideration to areas susceptible to injury, muscle groups involved, and energy systems stressed by each sport.

Linear speed, agility, range of motion, strength and work threshold will be developed in every athlete. Not only are these components important to the athletic success of each athlete, but also are determination and mental toughness. The ability to maintain athletic form and execution in a state of fatigue, therefore, demands a strong conditioning background. Thus, work threshold training will be

a foundation of every athlete's preparation.

A year-round commitment is required to compete at the highest level. Program design is based on three phases of training. These phases include off-season, preseason, and in-season training periods. Various training methods, applications of the concept of periodization and a wide variety of lifting techniques will be used to accommodate specific needs. Within the framework of a general program, individual programs will be used when it is determined to be more beneficial to the athlete.

Drive, determination, and dedication are cornerstones of athletic success. These traits, as well as mental toughness, accountability and integrity, will be developed over the course of the athletes' career. Improvement will be expected not only physically, but also within the drive to succeed.

### Strength Coach Eric Klein

The Salukis would not be three-time defending conference champions without the tireless work of Eric Klein. He is the

guiding force behind the team's improved strength and quickness. Among his accomplishments are helping linebacker Bart Scott successfully train for his pro timing day and ultimately sign with the Baltimore Ravens.



Klein enters his sixth year at Southern Illinois after overseeing the recruiting and strength-training program at Emporia State. He also spent five seasons at Saginaw Valley State, where he coached defensive line for two years and running backs for three.

A 1993 graduate of Carleton College, where played football and track, Klein began his career as an assistant coach at his alma mater. He also gained track experience, coaching throwers at both SVSU and Carleton.

### Iron Saluki Club

The club was created for individuals who attain a total of 1175 pounds in the combination of the Bench, Squat, and Hang Clean.

### 2005 Iron Salukis Photo ID

**Standing (L-R):** Patrick Jordan, Billy Beard, Jon Hamm, Chris Kupec, Natu Visinia, Jimmy Wegerer, Will Justice, Lionel Williams, Craig Kombrink, Lorenzo Wims, Justin Lowes, Shawn Smith. **Kneeling (L-R):** Jared Green, Tony Rinella, Jeff Jones, Linton Brown, Antione Jackson, Brandon Smith, Mark Philipp, Justin Kramer, Logan Mize.

### 2005 Top Dawgs

Awarded to the individual who displays all aspects of physical prowess within their skill classification. The classifications are Skill Players (WR/DB/TB/QB), Big Skills (LB/TE/DE/FB/K), and Power Players (OL/DT). The winner is the individual who scores highest using a strength and speed index.

**Skill Players:** Antione Jackson

**Big Skill:** Tony Rinella

**Power Players:** Mark Philipp

## 2005 Iron Saluki Club





## Salukis in the National Football League

### Lionel Antoine (OT)

Chicago Bears (1972-78)

### Houston Antwine (DT)

Boston Patriots (1961-70)  
New England Patriots (1971)  
Philadelphia Eagles (1972)

### Jim Battle (OT)

Minnesota Vikings (1966)

### Tom Baugh (C)

Kansas City Chiefs (1986-88)  
Cleveland Browns (1989)

### Amos Bullocks (RB)

Dallas Cowboys (1962-64)  
Pittsburgh Steelers (1966)

### Fabray Collins (LB)

Minnesota Vikings (1987)

### John Harper (LB)

Atlanta Falcons (1983)

### Jim Hart (QB)

St. Louis Cardinals (1966-83)  
Washington Redskins (1984)

### Kevin House (WR)

Tampa Bay Buccaneers (1980-86)  
Los Angeles Rams (1986-87)

### Brandon Jacobs (RB)

New York Giants (2005-Present)

### Al Jenkins (OT)

Cleveland Browns (1969-70)  
Miami Dolphins (1972)  
Houston Oilers (1973)

### Damon Jones (TE)

Jacksonville Jaguars (1997-2001)

### Yonel Jourdain (RB)

Buffalo Bills (1994-95)

### Mike Kaczmarek (LB)

Baltimore Colts (1973)

### Abe Martin (RB)


Chicago Cardinals (1932)

### Carl Mauck (C)

Baltimore Colts (1969)  
Miami Dolphins (1970)  
San Diego Chargers (1971-74)  
Houston Oilers (1975-81)

### Bart Scott (2002-Present)

One of the most-dominating linebackers to ever suit up at Southern Illinois, Bart Scott enters his fifth year with the Baltimore Ravens. He has played in 61 games in his pro career and enjoyed a break-out season in 2005 with 92 tackles and four sacks. Baltimore re-signed Scott in the off-season to a three-year, \$13.5 million contract.



**Bart Scott**

### Brandon Jacobs (2005-Present)

Jacobs surprised some NFL experts last season, who thought that at 6-foot-4, 265, he was too big to play running back in the National Football League. Instead, the Saluki grad showed an incredible knack for scoring touchdowns, recording seven in 2005, the most by a Giants' rookie in more than 20 years.

### Jim Hart (1966-83)

Quarterback Jim Hart is the most famous former Saluki to play in the NFL. He was signed by the St. Louis Cardinals as a free agent in 1966 and went on to have a 19-year NFL career. He made four consecutive Pro Bowl appearances from 1975-78. He passed for 34,665 yards and 209 TDs.

### Houston Antwine (1961-72)

Defensive tackle Houston Antwine played 12 years of professional football and was a six-time Pro Bowl selection with the Boston Patriots from 1964-69.

### Kevin House (1980-87)

Wide receiver Kevin House enjoyed a splendid eight-year NFL career and still ranks as one of the best receivers in Tampa Bay history. House is second in career receiving yards (4,928) and touchdowns (31) at Tampa Bay. He is also third in receptions (286). A second-round pick in 1980, he finished his career with the Rams.

### Terry Taylor (1984-95)

Defensive back Terry Taylor was a standout in the National Football League for 12 seasons. A first round pick of Seattle, Taylor played five seasons with the Seahawks, and also spent time with Detroit, Cleveland and Atlanta. Taylor played a total of 149 games and had 28 career interceptions, including three returned for touchdowns.

### Damon Jones (1997-2001)

Tight end Damon Jones enjoyed a productive five-year career with the Jacksonville Jaguars. A fifth-round pick in 1997, he played in 50 games with the Jags, including 22 starts. Primarily known for his devastating blocking ability, Jones caught 41 passes in his career, including 11 touchdowns. His best season came in 1999, when he caught 19 passes.

### Marion Rushing (LB)

Chicago Bears (1959)  
St. Louis Cardinals (1962-65)  
Atlanta Falcons (1966-68)  
Houston Oilers (1968)

### Bart Scott (LB)

Baltimore Ravens (2002-Present)

### Carver Shannon (RB)

Los Angeles Rams (1962-64)

### Sam Silas (DT)

St. Louis Cardinals (1963-67)  
New York Giants (1968)  
San Francisco 49ers (1969-70)

### Dave Smith (OT)

Cincinnati Bengals (1988)

### Russ Smith (G)

Chicago Bears (1922)  
Milwaukee (1923-24)  
Cleveland (1924)  
Detroit Lions (1925)  
Chicago Bears (1925)

### Sebron Spivey (WR)

Dallas Cowboys (1987)

### Bill Story (OT)

Kansas City Chiefs (1975)

### Terry Taylor (DB)

Seattle Seahawks (1984-88)  
Detroit Lions (1989-91)  
Cleveland Browns (1992-93)  
Seattle Seahawks (1994)  
Atlanta Falcons (1995)

### Jim Thompson (DT)

Denver Broncos (1965)

### Tommy Thompson (RB)

San Diego Chargers (1974)

### Ralph Van Dyke (OT)

Cleveland Browns (1987)

### Clarence Walker (RB)

Denver Broncos (1963)

### Ernie Wheelwright (RB)

New York Giants (1964-65)  
Atlanta Falcons (1966-67)  
New Orleans Saints (1967-70)

### Adrian White (DB)


New York Giants (1987-91)  
Green Bay Packers (1992)  
New England Patriots (1993)



**Brandon Jacobs**



**Terry Taylor**



**JIM HART**  
QB



**Kevin House**



**Damon Jones**



**Brent Little**

**Salukis in the NFL Draft**

Year	Player	Round	Team
1955	Bob Ems	28	Chicago Cardinals
1956	Wayne Williams	30	New York Giants
1959	Carver Shannon	19	Los Angeles Rams
1961	Houston Antwine	8	Houston
1962	Amos Bullocks	20	Dallas Cowboys
1963	Sam Silas	6	Boston Patriots
1966	Jim Battle	6	Cleveland Browns
1969	Al Jenkins	3	Cleveland Browns
1969	Carl Mauck	13	Baltimore Colts
1972	Lionel Antoine	1	Chicago Bears
1973	Bill Story	9	Kansas City Chiefs
1980	Kevin House	2	Tampa Bay Buccaneers
1983	John Harper	4	Atlanta Falcons
1984	Terry Taylor	1	Seattle Seahawks
1984	Rick Johnson	2	Los Angeles Rams
1986	Tom Baugh	4	Kansas City Chiefs
1987	Adrian White	2	New York Giants
1987	Ralph Van Dyke	4	Atlanta Falcons
1992	Tom Roth	12	Los Angeles Raiders
1997	Damon Jones	5	Jacksonville Jaguars
2004	Brandon Jacobs	4	New York Giants

Notes: Lionel Antoine was the 3rd pick overall in the 1972 NFL Draft, and Terry Taylor was the 22nd pick overall in 1984. Adrian White played only one season at SIU (1982).  
 • Johnson was selected in the NFL's Supplemental Draft.

**Salukis on Current NFL Rosters**

As of July, 2006  
 Brandon Jacobs, RB New York Giants  
 Brent Little, WR Cleveland Browns  
 Bart Scott, LB Baltimore Ravens



## The origin of the Salukis

Several members of the Southern Illinois University athletic staff suggested a new nickname in 1951. The teams had been known as the Maroons since intercollegiate athletics began in 1913.

The name became official on March 19, 1951, when the student body overwhelmingly approved "Salukis" as the new symbol of SIU athletics.

Salukis received 536 votes, followed by "Rebels" with a mere 144 votes. Other names on the ballot included Knights, Flyers, Marauders and Maroons.

The oldest pure-breed dogs in the world with records dating back to 3600 B.C., the Saluki is

an ancient Egyptian hunting dog known for its speed and hunting prowess.

So why is the name Salukis relevant to Southern Illinois?

Natives of southern Illinois know that the region is frequently referred to as "Egypt."

Historian Baker Brownell, in his book "The Other Illinois," explained how the region came to be known as Egypt.

He wrote, "There was a drought in the northern counties (of Illinois) in the early 1800s... the wheat fields dried up, the streams died in their beds. But in southern Illinois, rain fell and there were good crops, and from the north came people seeking corn and wheat as to Egypt of old. Thus, the name, Egypt."

The 19th century drought in Illinois parallels the Biblical account of the country of Egypt.

"There was famine in all lands; but in all the land of Egypt there was bread. All the earth came to Egypt to Joseph to buy grain, because the famine was so severe. And (Jacob) said, 'Behold, I have heard that there is grain in Egypt; go down and buy grain



for us there, that we may live, and not die.' So 10 of Joseph's brothers went down to buy grain in Egypt." (Genesis 41:54b, 57, 42:2-3).

In Egypt at that time,

Salukis were accepted as the finest animal a family could possess. Adopting such a well-respected dog as its mascot fit perfectly for a school in a region known as "Egypt."



## History of Saluki mascots

Since its adoption as SIU's sports symbol in 1951, 22 different Saluki dogs have graced the campus as the team mascot.

The first, and most well known, was King Tut who came to SIU in 1953, but was killed in an automobile accident just one year later. Tut was buried in the northeast corner of McAndrew Stadium by the Sigma Pi fraternity that housed him, and in 1961, he was honored with a small stone pyramid marking his grave.

During the 1956 Homecoming game, two beautiful new mascots, Burydown Datis and Ornah Farouk of Pine Paddocks, made their debut. The two pure bred dogs were donated by W.

### History of Saluki Dogs

King Tut	1953-54
Burydown Datis	1956-65
Ornah Farouk	1956-65
Desert Dusk	1957-69
Desert Dawn	1957-69
Lord Sundanya	1957-69
Lady Syriana	1957-69
Amira	1968-78
Sarra Aribi	1968-69
Yembo Aribi	1968-79
Billa-de-Esta	1969-77
Bir Sheba Cairo	1970-78
Debbie	1979-83
Bandit	1979-85
Shariff	1980-82
Khalid	1980-90
Thunder	1982-91
Shabaka	1987-97
Tut II	1998-2004
Grace	2004-05
Fabian	2004-05
Khalila	2004-05

W. Vandever, an SIU alumnus and president of Ashland Oil Co.

Burydown Datis, a male, was imported from England, while Ornah Farouk, a female, was a direct descendant of a champion from the kennels of King Ibn Saud of Saudi Arabia.

These two produced a litter of seven, of which SIU kept four: Desert Dusk, Desert Dawn, Lord Sundanya and Lady Syriana. All four represented SIU at football and basketball games at various times during the 1960s.

In 1968, Dr. Bert Hanicke of St. Louis donated 18-month-old Amira. In the same year, Dr. Leon Striegel, a Carbondale veterinarian, bought and presented two 9-month-old sisters, Sarra Aribi and Yembo Aribi. Three months later, Sarra escaped and was found struck by a car.

In 1969, an SIU fraternity, Alpha Phi Omega, bought and donated four-month-old Billa-de-Esta Iben Saude.

In 1970, the University acquired Bir Sheba Cairo from Wendell Allen of Wichita. Shortly thereafter, Billa bore eight pups. Most were sold, one was kept, and two were presented to Shelby State College of Memphis, who took the nickname "Saluqis."

By 1979, only one Saluki remained from that litter. The University acquired Debbie and Bandit, and the dogs were housed and cared for by the Alpha Phi Omega fraternity.

Then in 1980, Gary Strong of St. Louis presented SIU with two more dogs, Sharif and Khalid. Sharif would become sick in 1982 and die, but would



Karen Magee (left) escorts Fabian, while Jamey Lambert escorts Grace.

be replaced by Thunder, who was donated by Mary Capron.

In 1986, two alums, John and Linda Saunders, took over the duties of caring for the remaining mascots, Thunder and Khalid.

Upon the deaths of Thunder and Khalid in 1987, one of the Saunders own dogs, a beautiful Saluki named Tavanai Shabaka JoLinSco, became the first outside, or independently owned Saluki to represent SIU as its official mascot.

Shabaka was a dual AKC Conformation and Field dog show champion. He also earned the distinction of being the first

Saluki mascot to lead the SIU football team onto the field.

Upon his death in 1997, the official mascot duties were assumed by another of the Saunders' dogs, Tavanai TUTI-ISIU JoLinSco (pronounced Tut 2 S.I.U.), also known as Tut II. Named after the original Saluki mascot, Tut II brought the mascot full circle. Sadly, Tut II was put to sleep in July of 2004, at the age of 13.

Saluki fans Don and Karen Magee, and Scott and Jamey Lambert are just a few of the Saluki fans who have lended their Saluki dogs to serve as mascot since the 2004-05 school year.





## The Distinguished Wendler is Southern's Chancellor

**W**alter V. Wendler was appointed chancellor of Southern Illinois University Carbondale on July 1, 2001. He is the guiding force behind the remarkable "Southern at 150" project, in which hundreds of people participated in a yearlong process to develop clarity and direction for Southern.

Their comprehensive ideas created a vision about what the University should look like when it reaches its 150th anniversary in 2019. It is a living blueprint for the University's future.

Says Wendler, "We aim to become one of the Top 75 public research institutions in the country, while remaining true to the outreach in our region. We greatly appreciate the people of Southern Illinois and know our outreach efforts in medicine, education, business development and social service contribute to the well being of local citizens."

In the past four years, Wendler has made a concerted effort to visit local communities and high schools. Last year, he visited more than 40 communities, visiting schools, Chamber of Commerces, community colleges and local civil clubs.

He enjoys public speaking and those interested in checking available dates may do so by calling his office at 618-453-2341.

Initiatives launched on campus under his direction are many.

Since September 2002, the University has upgraded classrooms with technology additions and enhancements and continues to invest more than \$1 million in

the effort annually to make sure students have access to cutting-edge technology.

In addition, the University continues to invest in scholarships for students and has added a special program for an undergraduate that allows juniors and seniors to gain hands-on experience while working with faculty and staff mentors. Students compete for these Undergraduate Assistantships and earn \$10 per hour while learning more about a particular field of study.

Recently the University announced three new scholarship programs. The first recognizes the value of students who complete associate degrees at community colleges. Each community college in may award two SIUC Community College Scholarships worth \$1,000 annually. Community colleges that are part of the Southern Illinois Collegiate Common Market award two scholarships worth \$2,000 annually.

"We know that more students are choosing to start college at community colleges," Wendler said. "I myself began my career at a community college in New York, and I know it is an affordable option for many families. Our goal is to work with those students to make their transition to a four-year school as seamless as possible."

SIUC also offers \$250 scholarships to any teacher in Illinois that returns to SIUC to complete graduate coursework. "We know teachers continue to study in order to broaden their horizons and to meet certification requirements," Wendler said. "We want to show them that we appreciate their efforts and while this scholarship is modest, we hope that it will help offset the cost of books and travel."

During Wendler's tenure, the University has also increased faculty support. He has es-

tablished a strategic faculty hiring initiative with a multi-million-dollar investment to broaden and strengthen faculty ranks in various disciplines that will total \$34 million invested in new faculty by 2010.

That program in conjunction with SIUC's minority hiring revolving fund has brought 34 new African-American and Hispanic faculty to campus in the past two years.

SIUC has undertaken a new effort to be more reflective and responsive of the state it serves. Wendler believes this new initiative will lay the foundation for more positive changes on campus and will help the University meet its enrollment target of 23,000 by fall semester 2010. SIUC aims to increase both graduate and undergraduate enrollment and to increase the number of minority students.

Wendler received his Ph.D. in curriculum and instruction from the University of Texas; the



professional master of architecture degree from the University of California, Berkeley; the bachelor of environmental design from Texas A&M University; and an associate's degree in applied science from the State University of New York at Farmingdale. He is a member of a number of honorary societies, a registered architect and holds the National Council of Architectural Registration Board's certificate.

Wendler was reared in Northport, New York. He graduated high school there in 1968.

He married Mary L Haney in 1973. They have two grown sons, Walter III and Bradley.



## Mario Moccia takes the helm as Director of Athletics

Saluki Athletics began a new era on Aug. 1, 2006, when Mario Moccia took the helm as the new Director of Athletics. A rising star in the arena of athletic administration, Moccia was the unanimous choice of a blue-ribbon, nine-member search committee, chaired by Chancellor Walter V. Wendler.

Moccia (pronounced Mochuh), age 38, served as associate athletics director at the University of Missouri from 1998 to 2006. On January 1, 2003, he was promoted to senior associate.



During his tenure with the Tigers, he oversaw external operations and supervised 40 full-time employees.

At the press conference in Carbondale to announce his hiring, Moccia said he plans to build upon the unprecedented success Saluki Athletics has achieved during the past five years.

"I feel that college athletics really can play an integral part in the overall university life," Moccia said. "It's great to have the backing from the upper administration that wants athletics to excel. That doesn't happen at every

University. It's very refreshing."

Moccia has a proven track record when it comes to fund raising. He directed the largest fund raising effort in the history of Mizzou Athletics with the Champions For Life campaign.

"I know he has the energy, enthusiasm and ability to take athletics at Southern to the next level," Wendler said.

Among his responsibilities at MU were oversight of the Tiger Scholarship Fund, ticket operations, media relations, marketing & promotions, broadcast operations, the Tiger Team Store, the official website of Mizzou Athletics and game operations.

He also coordinated the department's relationship with Mizzou Sports Properties, the multimedia rights holder for MU Athletics. In addition, Moccia supervised the operation of the men's and women's basketball squads, as well as the baseball and softball teams.

The external components of the athletics department at MU were routinely recognized as among the best in college athletics. In recent years, Missouri has posted record football season ticket sales, an increase of more than \$3 million in annual giving over a five-year period, gross sales of more than \$1.3 million at the Tiger Team Store in 2004 and a media relations department which produced award-winning media guides.

"I am a very team-oriented person," Moccia said. "Not only my former boss, but my parents have instilled a high-level work ethic."

Prior to MU, Moccia was associate athletics director at Texas State University in San Marcos from 1997 to 1998, and he was director of sales and assistant director of the Lobo Club for the athletics department at the University of New Mexico from 1993 to 1997.

Moccia holds a bachelor's degree in psychology from New Mexico State University (1989), where he was the Most Valuable Player of the Aggie baseball team in 1988 and 1989. As a senior, he was a preseason All-American and was later drafted by the Detroit Tigers.

He spent two years playing in the Tigers' organization before beginning his sports administration career.

Moccia earned a master's degree in sports administration from the University of New Mexico (1993). In 1998, he was named to the New Mexico State University Athletics Hall of Fame.

Moccia is a member of the board of directors for the Columbia Boys and Girls Clubs and is a member of the National Association of Collegiate Directors of Athletics (NACDA).

He takes over a department that is in the midst of a remarkable period of success.

The football team has won three-straight Gateway Conference championships and made I-AA Playoff appearances in 2003, 2004 and 2005.

Facility improvements have played a key role in the resurgence of football, which prior to 2003, had not made the playoffs in 20 years. A spacious 7,500-square foot weightroom, a new AstroPlay turf surface, stadium lights and a renovated locker room are the key upgrades that have taken place in the last five



years.

No program has achieved more success or generated more excitement at SIU than the men's basketball program, which is one of just 16 teams in the nation to make the NCAA Tournament each of the last five seasons.

"Southern Illinois has been one of the top contenders in both I-A and I-AA conferences with basketball and football, and there is room for those and other programs to grow," Moccia said. "I'm also excited about playing a major role in Saluki Way."

Olympic sports have also flourished. For example, the softball team has advanced to the NCAA Tournament four years in a row. In the 2004-05 MVC all-sports trophy race, the Salukis finished second, their best showing in 10 years.

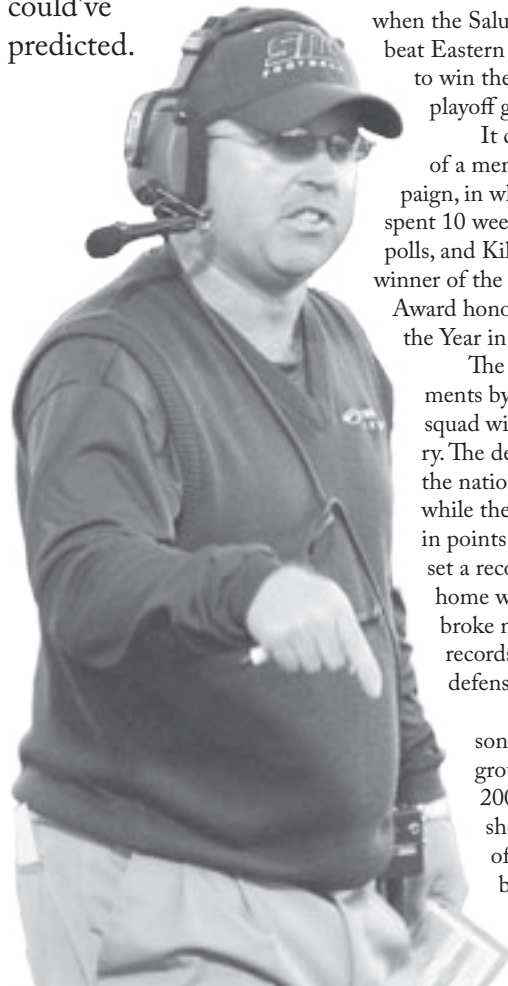
The Salukis are prospering financially, thanks to increased ticket sales and giving. The Saluki Athletic Scholarship Fund topped \$550,000 in scholarship money in fiscal year 2006.

Moccia and his wife, Heidi, have been married for three years.



## Kill leads revival of Saluki Football

Before Jerry Kill arrived at Southern Illinois in 2001, the Salukis had never won a Gateway Conference championship. Now, they've won three straight. They had been to the playoffs only once in school history. Now they've been there four times. The team has set more school records and garnered more national attention than anyone could've predicted.



Entering his sixth year at the helm of Southern Illinois, Kill has built a model program at SIU that consistently contends for the Gateway Conference championship and I-AA Playoff appearances.

Not many people thought he could do it. Prior to Kill's arrival, Saluki Football had posted nine-straight losing seasons.

One of the crowning achievements of Southern's rise from the ashes came last season when the Salukis beat Eastern Illinois to win their first playoff game since 1983.

It came on the heels of a memorable 2004 campaign, in which the Salukis spent 10 weeks atop the I-AA polls, and Kill was named the winner of the Eddie Robinson Award honoring the Coach of the Year in I-AA.

The list of accomplishments by the 2004 Saluki squad will go down in history. The defense ranked #1 in the nation in points allowed, while the offense ranked #3 in points scored. The team set a record for consecutive home wins with 12 and broke numerous statistical records on offense and defense.

The 2004 season built upon the groundwork laid in 2003, when Southern shocked the world of I-AA football by winning its first 10 games and advancing to the playoffs for

the first time in 20 years. Kill was runner-up for the Eddie Robinson Award in '03.

When Jerry Kill showed up for the 2004 American Football Coaches Association meetings in the spring of '04, he was greeted by friends and colleagues who all asked him the same question.

"How on earth did you do it?" or words to that effect were spoken time and again.

The "It" everyone was referring to was no less than the resurrection of Saluki Football.

To fully appreciate the renaissance of SIU's football program, you must first understand how far it had fallen.

After dropping to Division I-AA status in 1983 and winning a National Championship, the Salukis hit a 20-year dry spell without a playoff bid or conference title.

In fact, the program had posted 11-straight losing seasons heading into the 2003 campaign.

Five head coaches had tried and failed to right the ship.

So when Kill took the

reigns at SIU in 2001, none of his AFCA brethren could have expected him to build a model program so quickly. No wonder the organization named Kill a regional coach-of-the-year two years in a row (2003 and 2004) and asked him to deliver a speech to his colleagues to explain exactly how he and his staff did it.

Although he is quick to praise his players and coaching staff, there is no mistaking who has orchestrated the Saluki revival.

Yet who is Jerry Kill, and how has he risen from football obscurity to coaching a team that regularly contends for a national title?

The Cheney, Kan. native describes himself as an overachiever. Clearly, he has excelled when others thought he couldn't.

Not an especially gifted athlete, he weighed 160 pounds as a freshman at Division II Southwestern College (Kan.) in 1979. His football coach encouraged him to play point guard for the basketball team.

### Jerry Kill's Record

Year	School	Assignment	Record	Postseason
1985	Pittsburg State	Defensive Coordinator	8-2	NAIA Playoffs
1986	Pittsburg State	Defensive Coordinator	11-1	NAIA Playoffs
1987	Pittsburg State	Defensive Coordinator	11-1	NAIA Playoffs
1988	Webb City H.S.	Head Coach	11-1	—
1989	Webb City H.S.	Head Coach	14-0	State Champions
1990	Pittsburg State	Offensive Coordinator	8-2	NCAA Playoffs
1991	Pittsburg State	Offensive Coordinator	13-1-1	NCAA Champions
1992	Pittsburg State	Offensive Coordinator	14-1	NCAA Finalist
1993	Pittsburg State	Offensive Coordinator	8-3	NCAA Playoffs
1994	Saginaw Valley State	Head Coach	6-4	—
1995	Saginaw Valley State	Head Coach	7-3	—
1996	Saginaw Valley State	Head Coach	7-3	—
1997	Saginaw Valley State	Head Coach	9-2	Nationally Ranked
1998	Saginaw Valley State	Head Coach	9-2	Nationally Ranked
1999	Emporia State	Head Coach	5-6	—
2000	Emporia State	Head Coach	6-5	—
2001	Southern Illinois	Head Coach	1-10	—
2002	Southern Illinois	Head Coach	4-8	—
2003	Southern Illinois	Head Coach	10-2	I-AA Playoffs 1st Round
2004	Southern Illinois	Head Coach	10-2	I-AA Playoffs 1st Round
2005	Southern Illinois	Head Coach	9-4	I-AA Playoffs 2nd Round

**Overall Record:** 83-51 (12 years)

Record at Southern Illinois: 34-26 (5 years)

Record at Emporia State: 11-11 (2 years)

Record at Saginaw Valley State: 38-14 (5 years)

Record as college assistant: 73-11-1 (7 years)

**The Jerry Kill File**  
**Born:** August 24, 1961  
**Birthplace:** Wichita, Kan.  
**High School:** Cheney (Kan.), 1979  
**College:** Southwestern (Kan.), 1983  
**Spouse:** Rebecca (Smith)  
**Children:** Krystal Nicole (18) and Tasha Marie (15).



Instead, Kill played linebacker and eventually became a starter, all-conference player and two-time captain. He was named the team's most inspirational player his senior year. In 2004, he was inducted into the school's Hall of Fame.

Raised in a working class family, Kill became the first member of his family to graduate from college. He earned a degree in teaching with a minor in biol-

ogy. His coaching career began shortly thereafter, and Kill paid his share of dues, earning a meager sum as an assistant coach to his mentor, Dennis Franchione, at Division II Pittsburg State. He was eventually promoted to offensive coordinator -- the title he held during PSU's 1991 National Championship run.

Kill worked his way up the coaching ladder, eventually landing his first head coaching job at Saginaw Valley State in 1994. He posted five-straight winning seasons at SVS, including back-to-back 9-2 campaigns in 1997 and 1998.

Yet after his father passed away from liver cancer in 1999, Kill took the head coaching job at Emporia State (Kan.) to be closer to his grieving mother. In the process, he left a program that was nationally ranked to coach one that had a losing record.

Kill came to SIU in 2001 and quickly sized up his predicament. "I thought it would take at least five years to turn things around," he said. "But it was worse than I thought when I came for my interview."



Tasha, Rebecca, Jerry and Krystal Kill

Yet, Kill rolled up his sleeves and made incremental progress his first two years.

He was instrumental in striking a deal with the local electrical union to install lights at the stadium so the team could play night football again.

He reached out to the community, making himself and his team available for frequent community-service and goodwill projects.

The community, in return, rewarded his team with the biggest crowds at McAndrew Stadium in more than a decade.

Himself a generous donor to worthy causes, he has inspired others to contribute to the program, which helped renovate the locker room and replace the stadium's artificial turf.

Kill brings a no-nonsense approach. His work ethic, honesty and integrity are unparalleled.

A practice session under Coach Kill reflects his personality; crisp, well-organized and fiercely competitive. He is very demanding of his players on the field, but is also a friend off the field.

"I try to treat people like I want to be treated," he said. "It takes a while to build that family atmosphere. You do it by being around the players. You've got to have them in situations where you're not just talking football all the time. Being visible, communicating with the players and getting to know them is very important."

What does all this say about Jerry Kill? Plenty. No matter what the odds against him, he has consistently exceeded expectations.

His well-publicized off-season bout with cancer has only strengthened his faith and commitment to God, family and his fellow man. He tries to follow the Golden Rule — do unto others as you would have them do unto you. He loves football, but cares about people even more.

**Coach Kill would like to thank the many groups and individuals who support Saluki Football...**

**Difference Makers**

- Frank Bleyer, Sr.
- Frank Bleyer, Jr.
- Rocky Bleyer
- Bob Bleyer
- Steve Bleyer
- Ted Cunningham
- Giant City Lodge, Richard & Mike Kelly
- Shannon Ferbrache
- Glen Follis
- Great Boars of Fire
- George Loukas
- Steve Heckel, Crab Orchard Golf Course
- Charles Helleny
- LaVerne O'Brien
- Lou Stack
- Pete Wittmann

**Women's Football Clinic**

- Randy Johnson, 710 Bookstore

**Fish Fry Organizers**

- Steve Falat
- Roger & Sharon Lipe
- Mark Kennedy
- Rebecca Kill
- Mike & Connie Sollandy
- Steve Bleyer & The Coors Cooking Team
- Giant City Lodge
- Rend Lake Beverage
- Southern Illinois Orthopaedic Clinic

**Football "Wheel Club"**

- Jim Hayes, Inc.
- Ron Ward Chevrolet-Oldsmobile
- Greg Weeks, Inc.
- Ike Auto Park

**2006 Bass Tournament**

- Brent Gentry
- Dunn's Sporting Goods

*Coach Kill would also like to congratulate the defensive line for winning the 2006 Warrior Elite championship. This group of Saluki football players excelled in their dedication to academic achievement and community service.*

**2006 Warrior Elite Champs**

- Defensive Line
- Dolapo Adubifa
- Earl Butterfield
- Tony Colletti
- Keon Cummings
- Kent DeVinney
- Emmanuel Fuller
- Jon Hamm
- Justin Lowes
- Duke Pfitzinger
- Andre Tillman
- Lorenzo Wims



**Brian  
ANDERSON**

**Wide Receivers  
Western Illinois, '93**

In addition to tutoring Brent Little, one of the best receivers in Saluki history and a current member of the Cleveland Browns, Brian Anderson has helped develop five wide receivers who went on to play in the National Football League. Prior to joining the Saluki staff in 2001, Anderson coached at Coffeyville Community College (1996-2000), where three of his receivers eventually achieved NFL status — Donni O'Neal (San Francisco), Joe Perez (Kansas City) and Boo Williams (currently with the New York Giants).

Before joining Coffeyville, Anderson spent two years as receivers coach and passing game coordinator at Highland Community College (1994-95). That was preceded by a two-year stint as receivers coach at Western Illinois (1992-93), where he coached Fabian Bownes, a seven-year NFL vet, who played with Seattle, and Gunnard Twyner, who played with three NFL teams.

A native of Rockford, Ill., Anderson played collegiate football at Ellsworth Community College before transferring to Western Illinois.



**Tracy  
CLAEYS**

**Def. Coordinator  
Kansas State, '94**

Under Tracy Claeys, the Salukis have ranked among the best defensive units in the nation in I-AA each of the last three seasons. In 2005, SIU was #13 in rushing defense. In 2004, the Salukis led the nation in scoring defense, holding opponents to a school record 13.2 ppg. So dominant was Claeys' defensive squad that it held seven of 12 opponents to 10 or fewer points in 2004. In 2003, Southern ranked 18th in the nation in total defense.

Under Claeys, SIU has adapted its schemes to fit the strengths of personnel, yet consistently plays an attacking style.

Claeys has a history of mentoring solid defenses. He accompanied Kill to SIU in 2001 after spending two seasons as a defensive assistant at Emporia State (1999-2000). He coached at Saginaw Valley State (1995-98), tutoring the defensive line and linebackers, and the defense finished sixth in the nation against the run one year and led the Midwest Intercollegiate Football Conference.

Two of Claeys' former SVSU players played in the NFL — DE Lamar King (Seattle, Tampa Bay) and DE Paul Spicer (Detroit, Jacksonville). He also mentored Saluki linebacker Bart Scott, who is in his fifth season with the Baltimore Ravens.

A 1994 graduate of Kansas State, Claeys began his coaching career as a student-assistant at Kansas in 1990, and later as co-defensive coordinator at Santa Fe Trail H.S. in Carbondale, Kan.



**Matt  
LIMEGROVER**

**Off. Coordinator  
Chicago, '91**

The Saluki offense has been among the most prolific in the nation the past three seasons, and the architect behind the unit is Matt Limegrover.

In the last four seasons, the Salukis have averaged a remarkable 37 points per game. In the last three seasons, SIU has ranked 3rd, 4th and 16th in the nation in scoring, respectively. The 2004 squad piled up a school-record 511 points and also set school records for first downs, rushing yards and total yards.

Prior to joining the staff at SIU, Limegrover was Kill's offensive line coach at Emporia State (1999-2000). Before that, Limegrover spent two seasons as offensive line coach and running game coordinator at Ferris State (1997-98). Limegrover also served as a graduate assistant at Northwestern (1994-96) where he helped the Wildcats to two bowl appearances (Citrus and Rose) and two Big Ten Championships.

A native of Pittsburgh, Pa., Limegrover was an all-conference tackle at the University of Chicago. He served as offensive assistant at his alma mater from 1991-92. In 1993, UC led the nation in rushing with Limegrover as offensive coordinator. Matt and his wife, Ann, have two children, Emma (3) and T.J. (1).



**Tom  
MATUKEWICZ**

**LBs/Co-Coordinator  
Fort Hays State, '94**

Tom Matukewicz enters his sixth year as SIU's linebackers coach and also serves as the team's running game coordinator.

His impact on the program is unmistakable. In addition to his knack for recruiting, Matukewicz has mentored Saluki linebackers Bart Scott, who now starts for the Baltimore Ravens, and Royal Whitaker, a four-year starter and all-conference player.

Coach "Tuke" came to Carbondale from Emporia State, where he was the defensive line coach and marketing and promotions director. He began his career in 1994, coaching linebackers at Butler County Community College. Later, he moved to his alma mater, Fort Hays State, where he coached the defensive line. Next, he went on to coach offensive tackles and tight ends at Pittsburg State, where he earned a Master's degree. Matukewicz also coached at Coffeyville Community College, which has become a pipeline of talent for the Salukis.

Tom and his wife, Lenna, reside in Carbondale.



**Carl  
MAUCK**

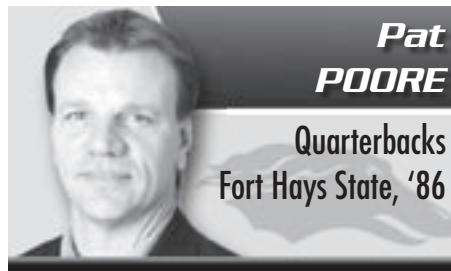
**Tight Ends  
Southern Illinois, '68**

The Salukis are blessed to have veteran NFL coach and Saluki alum Carl Mauck join the staff this season. After spending the last 24 seasons as an offensive line coach with seven, different NFL teams, Mauck will tutor the tight ends and help Matt Limegrover mentor the offensive line at SIU.

Mauck enjoyed a stellar football career at Southern from 1966-68 and also played basketball as a freshman, lining up alongside future NBA great Walt Frazier. He was inducted into the school's Hall of Fame in 1979. Mauck was drafted in the 13th Round of the NFL Draft in 1969 and played 13 seasons with the

Colts, Dolphins, Chargers and Oilers. He played in 166 career regular-season games, including a stretch of 156 in a row. He also played in eight, career playoff games, including back-to-back AFC Championship games for Houston in 1978 and '79.

Mauck holds a degree in business management from SIU. He and his wife, Vicki, have four children: Tim, Chrissy, Teresa and Cathy.



**Pat POORE**  
Quarterbacks  
Fort Hays State, '86

The Saluki passing game has been among the best in the nation, thanks to the expertise of quarterbacks coach Pat Poore. Last year, SIU's quarterbacks ranked 11th in the country in I-AA in passing efficiency.

Quarterback Joel Sambursky has been the primary beneficiary of Poore's tutelage the past four years. Sambursky won Gateway Conference Player-of-the-Year honors in 2004 and was a two-time finalist for the Walter Payton Award.

Prior to joining Kill's staff in 2001, Poore was an assistant coach at Central Oklahoma (2000), after serving three years as offensive coordinator at Tarleton State (1997-99). A defensive back at Fort Hays State, Poore coached at his alma mater from 1985-89, including two years as offensive coordinator.

A native of Stockton, Kan., Poore has also coached at Colorado School of Mines, the University of Chicago, Oklahoma Panhandle State and Iowa Wesleyan, where he was head coach in 1994 and posted an 8-3 record. Poore holds a master's degree from Fort Hays State.

Pat and his wife, Gwen, have two children, Trevor (19) and Taylor (17).



**Rob REEVES**  
Running Backs  
Saginaw Valley  
State, '96

Rob Reeves has mentored some of the best running backs in school history — Bran-

don Jacobs, Arkee Whitlock, Tom Koutsos, Muhammad Abdulqaadir and Terry Jackson, — just to name a handful. Jacobs was drafted in the fourth round by the New York Giants, and he scored seven touchdowns as a rookie in 2005.

Southern's rushing attack has been nothing short of dominant in the last four years under Reeves, averaging 5.3 yards per carry. In 2004, SIU piled up a school-record 3,404 yards, and did so without a 1,000-yard rusher.

Prior to SIU, Reeves coached running backs on Jerry Kill's staff at Emporia State (1999-2000).

As a player, Reeves was an All-American quarterback at Saginaw Valley State, and the offense broke more than 90 school and conference records during his career. He personally set conference records for rushing yards and total TDs by a quarterback.

A native of Saline, Mich., Reeves coached quarterbacks at his alma mater for three years while earning a master's degree. SVSU led the nation in rushing in 1997 and 1998 and the offense was second in the country in scoring in '98.

Rob and his wife, Angie, have one child, Riley (1).



**Bryce SAIA**  
Defensive Line  
Fort Hays State, '95

Bryce Saia joined the Saluki coaching staff after the 2003 season and has already helped four, different Saluki linemen earn All-Gateway Conference honors.

Saia was the defensive coordinator at Coffeyville Community College for five seasons (2000-04) and the defensive backs coach for three seasons (1998-2000). Coffeyville has produced numerous Division I football players including a host of current and former Salukis. Saia's defense ranked #1 in the Jayhawk Conference in 2003 and among the top 10 defenses in the nation each of the past four years. Prior to Coffeyville, Saia coached running backs and linebackers at Butler County Community College (1997) and was assistant linebacker, defensive back and defensive end coach at his alma mater (1994-96).

Saia is engaged to his fiance, Erin Castro. He has an 11-year-old son, Nick.



**Jay SAWVEL**  
Safeties/  
Special Teams  
Mount Union, '93

Jay Sawvel coaches Southern's safeties and is also regarded as one of the best special teams coaches in the country. The Salukis have blocked a remarkable 19 punts in five years under Sawvel, and the punt coverage unit has excelled in net punting.

Sawvel joined the staff after serving as secondary coach at Ferris State (1999-2000). Prior to his stint at FSU, Sawvel was a grad assistant coach at Notre Dame (1996-98). While at UND, he worked with the defensive scout team, along with other responsibilities under former head coaches Lou Holtz and Bob Davie. Prior to UND, the Barnesville, Ohio native coached two-years at Eastern Kentucky, where he assisted with the defensive line and offensive scout team.

A 1993 All-Ohio Athletic Conference linebacker at Mount Union, Sawvel earned a master's degree in sports administration from Eastern Kentucky in 1995 and a master's in administration from Notre Dame in 1998.

He and his wife, Jeannine, reside in Murphysboro. The couple recently had their first child, Mackenzie (1).



**Travis STEPPS**  
Cornerbacks  
Pittsburg State, '01

Travis Stepps begins his third year on the coaching staff at Southern and is in his first year as a full-time assistant.

Stepps works with the team's cornerbacks and has mentored three, all-conference players in his brief tenure, including All-American Alexis Moreland.

Prior to SIU, Stepps spent two seasons on the staff at his alma mater, Pittsburg State. As a player, Stepps was a two-time All-American defensive back. The Fort Scott, Kan. native earned a bachelor's in social studies and education.




2003 • 2004 • 2005 GATEWAY CHAMPIONS

## Youthful Salukis take aim at fourth-straight title

For the last three seasons, the Salukis have been the dominant team in the Gateway Conference.

Consider these facts: Southern Illinois has captured three-straight conference championships, lost just three conference games during that span, and spent all but one week ranked among the nation's top 10. In 2006, however, SIU will take aim at its fourth-straight league title with a much younger roster. The Salukis lost 15 starters, including a staggering nine players on defense.

All-American RB Arkee Whitlock



Head coach Jerry Kill is optimistic, however, that the program is strong enough to overcome a large graduating class.

Kill took no shortcuts during the massive rebuilding process he began in 2001. Instead of looking for a quick fix by littering the roster with transfers, Kill built the program from the ground up with freshmen. A sprinkling of a key transfer here and there helped push SIU to the top.

"We've always had the philosophy to build the foundation with young players," Kill said. "We've added JUCOs here and there, and a few transfers, as long as they can help us maintain the right culture."

Perhaps the most difficult player to replace will be quarterback Joel Sambursky, who started 49 games in a row and re-wrote the school passing record book.

A little-known recruit, with no Division I offers, he may have been undersized, but his heart and determination were enormous.

Sambursky has been the face of Saluki football the past four years.

"Joel was a youngster with high character, who knew how to win,"

Kill said. "We've continued to recruit those kinds of quarterbacks, and they've been here with Joel and they are a reflection of Joel."

Even with the loss of Sambursky, the Salukis still boast one of the league's marquee players in running back Arkee Whitlock.

Whitlock turned in an All-

America performance in 2005 with 1,454 yards rushing, the third-best single-season mark in school history. He's also a dangerous receiver and kick returner, making him a player pro scouts are closely watching.

In addition to Whitlock, the Salukis have proven, offensive weapons in tight end Braden Jones and wide receiver Alan Turner. Jones is a former Northwestern transfer, who battled injuries in 2005, but demonstrated elite skills when healthy. Turner is a former walk-on, who emerged as one of the team's top downfield threats.

Ask Kill to name the strongest unit on his team, and he points to the offensive line, where four starters return, including first-team all-conference center Will Justice.

"Our offensive line had the best spring we've had since we've been here," he said.

The Salukis expect to be good on offense, but how much success the team achieves will be determined by how quickly the young defense matures.

Kill says the unit may be young, but is blessed with speed.

"Everybody is spreading you out nowadays," Kill said. "We had to get people who can run, and we really already had them among our redshirts. We're a much faster defense than a year ago — more athletic."

SIU returns no starters along the defensive line. The most experienced linemen are seniors Justin Lowes and Lorenzo Wims. Lowes has played in the d-line rotation each of the last two seasons, while Wims, a Ball State transfer, came off the sidelines to record a team-high seven sacks

### Returning Award Winners

**All-American:** RB Arkee Whitlock

**First-Team All-Gateway:** RB Arkee Whitlock, C Will Justice, RS Craig Turner

**Second-Team All-Gateway:** FB J.T. Wise

**Gateway All-Newcomer Team:** OT Darren Marquez, G Jimmy Wegerer, DE Lorenzo Wims

**Starters Returning/Lost:** Offense: 6/5, Defense: 2/9, Kicking Game: 1/1

last season.

Patrick Jordan will line up at outside linebacker after starting at safety in 2005.

The secondary features safety Marlon Heaston, a returning starter, who tied for the team lead in tackles last year. The group will get a boost from the return of cornerback Brandon Bruner, who sat out last season, but was a starter and member of the Gateway's All-Newcomer team in 2004.

Craig Turner made an emergency switch from running back to cornerback last season and did so well that he may stay there in 2006. Turner was also one of the nation's best punt returners and earned first-team all-conference honors a year ago.

### Wide Receiver

The top returnee is former walk-on **Alan Turner**, who caught 21 passes for a 15.2 average last year. The rest of the unit is inexperienced and combined for only seven catches in 2005.

**Jay Uptegrove** had a strong spring campaign. Once a promising prospect, injuries have kept him from reaching his potential, as he has one career reception.

**Phil Goforth** showed flashes as a freshman in 2004, but injuries have slowed his development.

**Rennell Thomas** made an immediate impact as a true freshman running back last season, averaging 8.2 yards per carry in

limited duty. He is a top athlete, who should give SIU a vertical threat. **Bryce Morris** is a big target, who impressed coaches in the spring with his route-running, and **Ryan Beeler** caught four balls in 2005 as an underneath, possession receiver.

#### Tight End

The Salukis were thrilled to find out **Braden Jones** was granted a sixth year of eligibility. A phenomenal athlete, injuries nagged the Northwestern transfer last year, limiting him to 16 catches and two TDs. **Adam Bunting** made the transition from linebacker a year ago, and **Blake Brunner** is a promising, young talent. Several true freshmen will also get a close look during camp.

#### Offensive Tackle

Both **Darren Marquez** and **Andrew Kernes** started all 14 games last year at left and right

tackle, respectively. Marquez has prototype size and athletic ability and was named to the Gateway Conference All-Newcomer team in 2005. Kernes is a self-made player, who is steady and consistent. Depth is provided by **Craig Kombrink** and **Dave Shipula**, who played in every game last year after transferring from Wyoming.

#### Offensive Guard

**Jimmy Wegerer** slides over to right guard after starting all 13 games at left guard in 2005. The former JUCO All-American was named to the Gateway's All-Newcomer team a year ago. Veteran **Matt Ruth** has the lead for the left guard position but must fend off a challenge from rising sophomore **Aaron Lockwood**. **Mike Nitti** will compete for playing time at left guard, in addition to backing up Will Justice at center.

#### Center

**Will Justice** is the cornerstone of the offensive line. He made a smooth transition from guard to center last year and earned first-team all-conference honors. Nitti is a reliable backup, while **Mike Farrell** is a promising redshirt freshman.

#### Quarterback

Former DuQuoin High School phenom **Nick Hill** transferred to SIU in 2004 after a short stint on the Western Kentucky basketball team. A left-hander with a powerful arm and excellent scrambling ability, Hill showed

glimpses last year of what he could do. He completed 15-of-20 passes for 288 yards and three TDs in a relief role. He also rushed for 102 yards on nine carries.

Kill has not named a starter at quarterback because Northeast Oklahoma A&M transfer **Justin Allen** had a strong spring. Allen made a quicker than expected recovery from a major leg injury that shortened his 2005 season at NEO and quickly picked up the Saluki offense. He is poised and athletic. **Jon Cairns** would also be a contender for the starting job if not for a string of injuries that have slowed his progress in the past year.

#### Running Back

**Arkee Whitlock** may be the most gifted running back in school history — and that's saying a lot, considering he played with current New York Giants RB **Brandon Jacobs** for SIU in 2004. Whitlock started ahead of Jacobs. An instinctive runner with the speed to go the distance, Whitlock has 2,413 career yards and a 5.7 average.

The Salukis have an abundance of backfield talent. **Naji Shinskia** had a terrific spring campaign and will surely see playing time. **Justin Duckett** is a dynamic change-of-pace back.

**Kendrick Smith** carried for 1,002 yards and 7.5 average last year at Coffeyville Community College, a pipeline of talent for SIU.

#### Fullback

**J.T. Wise** emerged as one of the top fullbacks in the Gateway last year, earning second-team all-conference honors. A rugged blocker, Wise also caught 11 passes and two TDs in 2005. **Jon Habbe** is a converted

### Offense

#### Wide Receiver

- 4 Alan Turner (6-0, 210, Jr.)
- 88 Phil Goforth (6-2, 205, Jr.)
- 18 Bryce Morris (6-2, 210, Fr.)
- 16 Lance Caldwell (6-1, 200, Fr.)
- 13 Kurt Long (6-0, 200, Fr.)

#### Tight End

- 47 Braden Jones (6-4, 260, Sr.)
- 87 Adam Bunting (6-1, 260, Sr.)
- 85 Blake Brunner (6-4, 245, Fr.)

#### Left Tackle

- 77 Darren Marquez (6-5, 310, So.)•
- 79 Craig Kombrink (6-5, 280, Jr.)

#### Left Guard

- 50 Matt Ruth (6-3, 290, Jr.)
- 61 Aaron Lockwood (6-2, 315, So.)
- 63 Brady Wrezinski (6-1, 295, Jr.)

#### Center

- 74 Will Justice (6-5, 290, Sr.)•
- 54 Mike Nitti (6-3, 290, Fr.)
- 68 Mike Farrell (6-3, 300, Fr.)

#### Right Guard

- 71 Jimmy Wegerer (6-1, 295, Jr.)•
- 75 Shawn Smith (6-4, 275, Fr.)

#### Right Tackle

- 73 Andrew Kernes (6-6, 300, Jr.)•
- 72 Dave Shipula (6-5, 310, Jr.)
- Jim Lawler (6-3, 310, So.)

#### Quarterback

- 17 Nick Hill (6-3, 205, Jr.)
- 5 Justin Allen (6-2, 195, Jr.)
- 14 Jon Cairns (6-1, 195, Jr.)

#### Running Back

- 24 Arkee Whitlock (5-10, 195, Sr.)•
- 35 Naji Shinskia (5-9, 200, Fr.)
- 22 Justin Duckett (5-5, 190, Jr.)
- Kendrick Smith (5-11, 195, Jr.)
- 25 Jonate Govan (6-0, 185, Fr.)

#### Fullback

- 31 J.T. Wise (6-1, 230, Sr.)•
- 44 Jon Habbe (6-0, 220, So.)
- 45 Brandon Smith (5-7, 245, Sr.)

#### Wide Receiver

- 80 Jay Upthegrove (6-0, 195, Sr.)
- 27 Renell Thomas (5-10, 195, So.)
- 83 Ryan Beeler (5-11, 185, Jr.)
- 81 Nigel LeBlanc (5-11, 170, Jr.)
- 49 Todd Tinsley (5-10, 195, Fr.)

#### •Returning Starter

linebacker and **Brandon Smith** is a veteran, who supplies depth.



Second-Team  
All-Gateway Conference  
FB J.T. Wise



2003 • 2004 • 2005 GATEWAY CHAMPIONS

### Defensive Tackle

The Salukis graduated all four starters on the defensive line. The most experienced tackle is **Justin Lowes**, who has played in 35 career games and had 2.5 sacks as a reserve in 2005. **Keon Cummings** has limited experience, but will get a crack at a starting berth. Look for transfers **Larry Luster**, who was a two-time NJCAA all-region pick at Harper Community College, and **Andre Tillman**, an All-Jayhawk Conference performer at Coffeyville Community College last year, to make an immediate impact. Kansas transfer **Duke Pfitzinger** and **Tony Colletti** provide depth.

### Defensive End

**Lorenzo Wims** showed dynamic pass rushing skills in 2005. He transferred from Ball State last year, played in 10 games and led the team with 7.0 sacks, while

*S Marlon Heaston led SIU in tackles last year.*



being named to the Gateway's all-newcomer team. **Chauncey Mixon** flashed pass rushing ability in the spring and will battle Coffeyville transfer **James Cloud** and **Dolapo Adebifa** at the other end spot. Also in the mix for playing time behind Wims are **Emmanuel Fuller** and true freshman **Devon Reese**.

### Linebackers

One of the two returning starters on defense is **Patrick Jordan**, a feisty tackler and solid cover man, who had 61 tackles and three interceptions last year.

**Brandin Jordan** is a redshirt freshman who had a strong spring and could lock down one linebacker spot. **Trevor Moe** has been a special teams ace the past two seasons while working his way into the rotation at linebacker. **Weithley Leonord** is another productive player who contributed as a special teamer and reserve last year. Also in the mix are **Justin Thurston** and **Ryan Patton**.

### Safeties

**Marlon Heaston** returns to the starting free safety spot, where he tied for the team lead in tackles a year ago. **Derrick Belton** offers depth after playing extensively at cornerback as a freshman in 2005.

**Kyle Colborn** is an experienced veteran, who has excelled on special teams and could lock down the strong safety job. Behind him is **Clayton Johnson**, who made five starts at cornerback as a redshirt freshman last year.

Although he didn't start, **A.J. Wallace** produced a number of big plays in 2005, including both an interception and a blocked punt returned for touchdowns. **Ian Lundy** and **Beau Hoffman** add solid depth to the position.

### Cornerback

Although the Salukis lost both starters at cornerback, the coaching staff feels this position will be one of the strengths of the defense.

**Brandon Bruner** sat out last season for disciplinary reasons, but he was one of the league's top corners in 2004. **Craig Turner** has spent most of his career at running back, but made a late-season switch in 2005 because injuries depleted the position. He showed so much promise that the staff left him there in the spring. **Blake Sims** sat out the 2005 season after transferring from Western Michigan, while **Larry Taylor** and **Anthony Williams** are experienced veterans.

### Special Teams

**Craig Coffin** is one of the top kickers in school history and will likely become the career leader in scoring, field goals and extra points this season. He has range out to 50 yards and also handles the kickoff chores.

**Scott Ravanesi** and **Kyle Harruff** are true freshmen, who will battle for the punting job, although Coffin is an experienced punter as well.

**Craig Turner** earned first-team all-conference honors as a return man in 2005, ranking among the nation's leaders in punt returns with a 14.7 average. He returned one punt and one kickoff for touchdowns last season. **Rennell Thomas** and **Arkee Whitlock** are potent kickoff return weapons, as well.

**Kent DeVinney** enters his fourth season as the team's reliable long snapper on punts and kicks. **Ryan Kernes** is a freshman being groomed for the future.

## Defense

### Defensive End

- 91 Lorenzo Wims (6-3, 260, Sr.)
- 58 Emmanuel Fuller (6-3, 240, Fr.)
- Devon Reese (6-2, 235, Fr.)

### Defensive Tackle

- 66 Justin Lowes (6-3, 285, Sr.)
- 99 Andre Tillman (6-1, 275, Jr.)
- 60 Tony Colletti (6-3, 280, Fr.)

### Defensive Tackle

- 95 Keon Cummings (6-5, 270, Jr.)
- Larry Luster (6-0, 295, Jr.)
- 98 Duke Pfitzinger (6-0, 250, So.)

### Defensive End

- 3 Chauncey Mixon (6-1, 215, Fr.)
- 56 James Cloud (6-2, 215, So.)
- 92 Dolapo Adebifa (6-1, 245, Fr.)

### Linebacker

- 10 Brandin Jordan (6-0, 220, Fr.)
- 43 Ryan Patton (6-1, 215, Fr.)
- Todd Moe (6-2, 195, Fr.)

### Linebacker

- 53 Trevor Moe (6-1, 210, Jr.)
- 39 Weithley Leonord (5-10, 205, Jr.)
- 57 Micah King (5-11, 210, Sr.)

### Linebacker

- 11 Patrick Jordan (6-1, 215, Sr.)•
- 51 Justin Thurston (6-1, 215, So.)

### Cornerback

- 21 Brandon Bruner (5-11, 180, Jr.)
- 1 Larry Taylor (6-0, 180, Jr.)
- 9 Anthony Williams (5-8, 170, Jr.)

### Strong Safety

- 15 Kyle Colborn (6-1, 205, Sr.)
- 36 Clayton Johnson (5-10, 180, So.)
- 8 A.J. Wallace (5-11, 190, Sr.)
- 48 Beau Hoffman (6-1, 200, Fr.)

### Free Safety

- 7 Marlon Heaston (5-11, 205, Sr.)•
- 28 Derrick Belton (5-9, 175, So.)
- 29 Ian Lundy (6-2, 195, Fr.)

### Cornerback

- 2 Craig Turner (5-10, 195, Jr.)
- 20 Blake Sims (6-1, 200, So.)
- 6 Brandon Williams (5-10, 175, Fr.)

### Punter

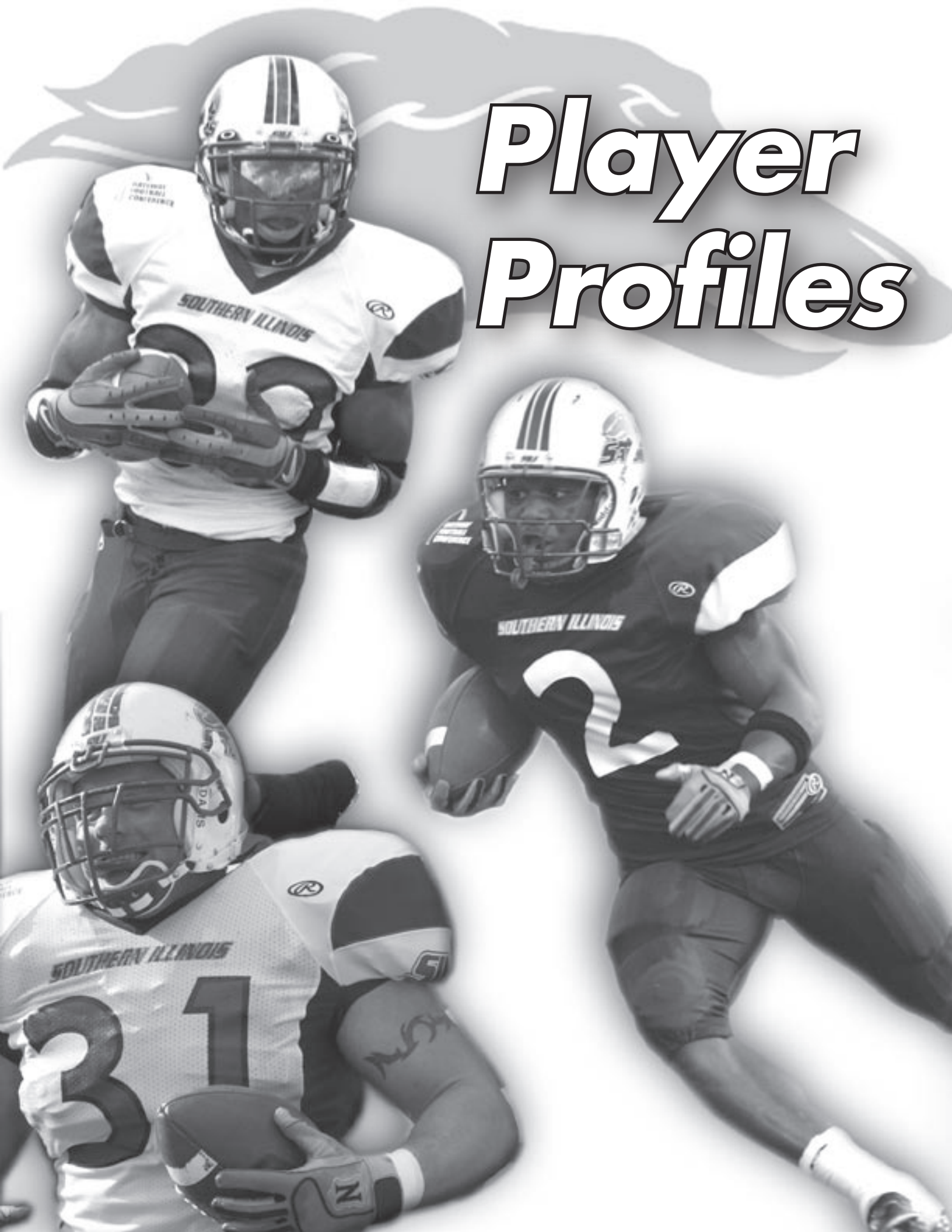
- 19 Craig Coffin (5-11, 200, Sr.)


### Kicker

- 19 Craig Coffin (5-11, 200, Sr.)•
- 26 Jason Emert (5-9, 190, Sr.)

•Returning Starter

# *Player Profiles*



**Dolapo Adubifa**  
DEFENSIVE END

6-2, 245, Freshman (2)  
Kankakee, Ill.  
Bradley-Bourbannais **92**

*A pass-rushing specialist with speed and athleticism.*

◆ **2005:** Redshirted.

◆ **High School:** First-team all-conference and all-area as a senior... Recorded 122 tackles, 5.0 sacks and one interception his senior year... Qualified for sectionals in the shot put.

◆ **Worth Knowing:** Born August 3, 1987 in Los Angeles, Calif....Son of Sam and Ola Adubifa...Father is an accountant, mother is a doctor... Undecided on his major.



**Ryan Beeler**  
WIDE RECEIVER

5-11, 185, Junior (4)  
Taylorville, Ill.  
Taylorville H.S. **83**

*Walk-on, whose steady progress earned him his first, significant playing time last season...Dependable, intelligent, veteran player.*


◆ **2005:** Played in all but one game and made four catches, including a 61-yard touchdown against SEMO...Made three tackles on special teams.

◆ **2004:** Did not see action.

◆ **2003:** Redshirted.

◆ **High School:** Played QB and passed for 1,483 yards and rushed for 404 yards his senior year...Named all-state and all-conference...Selected to play in the Illinois Coaches Association all-star game...Recorded 90 tackles and seven INTs on defense...Also lettered in basketball and baseball...Was a four-time academic all-conference performer.

◆ **Worth Knowing:** Born March 25, 1985...Son of Dan and Cindy Beeler...Majoring in chemistry.



**Justin Allen**  
QUARTERBACK

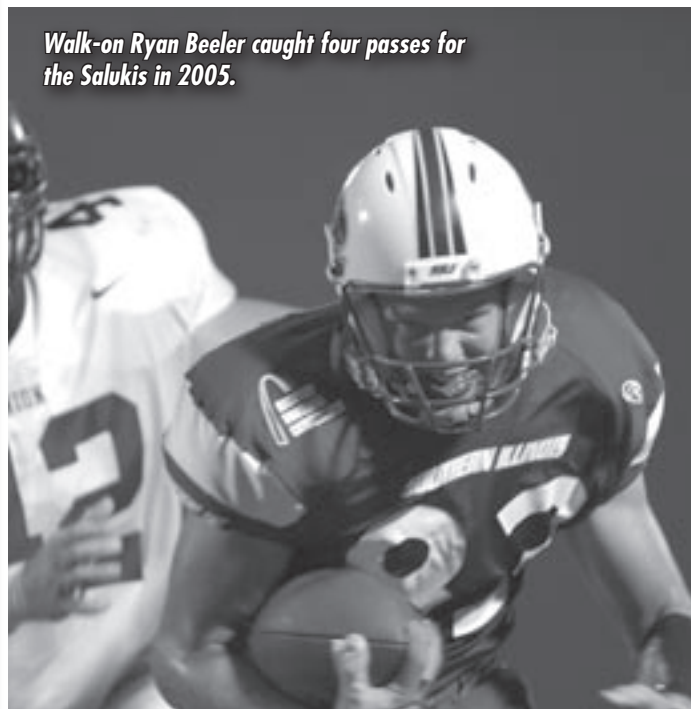
6-2, 195, Junior (3)  
Glenpool, Okla.  
Glenpool H.S. **5**

*Transfer from Northeast Oklahoma A&M Junior College who is pressuring Nick Hill for the starting quarterback spot...Tough player...Coming off a severe leg injury, but played at nearly full speed in the spring...Picked up the offense quickly...One of the fastest players on the team...Versatile athlete.*

◆ **Prior to SIU:** In seven games in 2005 prior to injury, he led NEO to a 5-2 record and passed for 915 yards, eight TDs and seven INTs... Named honorable mention Southwest Junior College Football Conference...Set school record for fastest 40 time by a quarterback (4.41).

◆ **High School:** All-state, all-conference and district player-of-the-year as a senior at Glenpool High School in 2003...As a two-year starter, led his team to a 19-1 combined record, including a 4A state championship in 2002...Passed for 1,697 yards and 21 TDs, while rushing for 1,004 yards and 10 TDs as a senior.

◆ **Worth Knowing:** Born March 20, 1986 in Tulsa, Okla....Son of Bryan and Jeannie Allen...Father is self-employed, mother is a teacher... Undecided on his major.



*Walk-on Ryan Beeler caught four passes for the Salukis in 2005.*

**Game-By-Game**

2005	Rec.	Yds.	Avg.	TD	Long
@SEM	1	61	61.0	0	57
UC	2	32	16.0	1	17
ILS	1	9	9.0	0	9

**Career**

Year	G-GS	Rush	Yds	TD	Avg	Rec.	Yds	TD	Avg.
2005	12-0	0	0	0	0.0	4	102	1	25.5



**Derrick Belton**  
SAFETY

5-9, 175, Sophomore (3)  
Gretna, La.  
John Ehret H.S.

**28**

*His experience as a freshman cornerback last year will likely keep him in the mix for playing time at the competitive safety position.*


- ◆ **2005:** Played in all 13 games and made his first, career start at Indiana State...Against the Sycamores, he had his best performance with 10 tackles, two for losses and a sack.
- ◆ **2004:** Redshirted.
- ◆ **High School:** Named all-district his senior year...Recorded two INTs, including one returned for a touchdown as a senior...Played in the New Orleans all-star game...Ran track.
- ◆ **Worth Knowing:** Born April 7, 1984...Son of Denise Parris and Shelton Belton...Undecided on his major.

**Game-By-Game**

2005	I	TFL	SACK	FF	FR	INT	PB
UC	2	0-0	0-0	0	0	0-0	0
ILS	2	1-1	0-0	0	0	0-0	0
@INS	10	2-8	1-6	0	0	0-0	0
NDS	1	0-0	0-0	0	0	0-0	0
@EIU	2	0-0	0-0	0	0	0-0	1
@ASU	3	0-0	0-0	0	0	0-0	0

**Career**

Year	G-GS	Solo	Asst	Total	TFL	SACK	FF	FR	INT	PB
2005	13-1	11	9	20	3-9	1-6	0	0	0-0	1



*Derrick Belton had his best, career game at Indiana State last year.*



**Brandon Bruner**  
CORNERBACK

6-0, 180, Senior (5)  
Oklahoma City, Okla.  
Putnam City North H.S.

**21**

*Emerged two years ago as one of the top cover corners in the Gateway Conference...His progress was interrupted when he sat out last season.*

- ◆ **2005:** Did not play football.
- ◆ **2004:** An honorable mention all-conference performer...Played in all 12 games and started in 11...Finished seventh on the team in tackles (42) and led the team lead in forced fumbles (3)...Had a career-high eight tackles against Northern Iowa...Returned one punt for 11 yards.
- ◆ **2003:** Played at Northeast Oklahoma A&M and was named First-Team All-Southwest Conference...Recorded four INTs...Team finished

10-2 and ranked #2 in the nation among JUCOs in 2003, and 11-1 and #3 in the nation in 2002.

**Game-By-Game**

2004	I	TFL	SACK	FF	FR	INT	PB
SEM	3	0-0	0-0	0	0	0-0	2
@NIU	6	0-0	0-0	0	0	0-0	0
WVP	2	0-0	0-0	0	0	0-0	0
@DSU	6	.5-1	0-0	0	0	0-0	0
UNI	8	0-0	0-0	0	0	1-0	0
@YSU	1	0-0	0-0	0	0	0-0	0
WKU	4	0-0	0-0	1	0	0-0	0
@MSU	2	0-0	0-0	0	0	0-0	1
WIU	1	0-0	0-0	0	0	0-0	0
@ILS	2	0-0	0-0	1	0	0-0	0
EWU	7	0-0	0-0	1	0	0-0	1

**Career**

Year	G-GS	Solo	Asst	Total	TFL	SACK	FF	FR	INT	PB
2004	12-11	28	14	42	0.5-1	0-0	3	0	1-0	4

◆ **2002:** Redshirted.

◆ **High School:** 6A all-state as a senior in high school in 2001...Led state with eight INTs.

◆ **Worth Knowing:** Born November 14, 1983...Son of Bridget Bruner...Majoring in mass communications.




**Blake Brunner**  
TIGHT END

6-3, 245, Freshman (2)  
Sarasota, Fla.  
Riverview H.S.

**85**

*Physically gifted athlete, whose best years are ahead of him...Battled injuries as a redshirt freshman.*

- ◆ **2005:** Redshirted.
- ◆ **High School:** From the same high school as former Saluki All-American safety Alexis Moreland...Helped his team to the Class 5A regional championship and state final four...Led his team in pancake blocks...Named to the all-area all-star game.
- ◆ **Worth Knowing:** Born October 15, 1986 in Sarasota, Fla....Son of Larry and Robyn Brunner...Majoring in management.

**Adam Bunting**  
TIGHT END

6-1, 260, Senior (5)  
Albion, Ill.  
Edwards County H.S. **87**

*A blocking tight end, who has also played LB and DE in his career before making the switch to offense in 2005...Hard worker.*

- ◆ **2005:** Played in all 13 games, primarily on special teams.
- ◆ **2004:** Played in four games and made two tackles.
- ◆ **2003:** Played in four games and recorded one tackle for a loss.
- ◆ **2002:** Redshirted.
- ◆ **High School:** An all-state and all-conference player his senior year... Defensive "Player of the Year" in the conference with 105 tackles and 10 sacks...All-conference performer his sophomore and junior years... All-conference in baseball and basketball...Hit .375 with 15 HRs his senior year...Honor roll every semester...Took second place in a regional marketing competition and third in an accounting competition.
- ◆ **Worth Knowing:** Majoring in marketing...Son of Mike and Kathy Bunting...Born July 17, 1984.



*Adam Bunting is a key contributor on special teams.*



**Jon Cairns**  
QUARTERBACK

6-1, 195, Junior (4)  
Blue Springs, Mo.  
Blue Springs South H.S. **14**

*After showing promise as Joel Sambursky's backup in 2004, he battled injuries throughout the 2005 season and did not see action during spring ball... Intelligent, accurate passer and excellent competitor...Health is his biggest question mark.*

- ◆ **2005:** Missed most of preseason camp with a foot injury...Returned to serve as the team's holder on kicks in 11 games.
- ◆ **2004:** Played in 11 games in a mop-up role for Sambursky... Completed 60 percent of his passes...Holder on field goals and PATs.
- ◆ **2003:** Redshirted.
- ◆ **High School:** All-state, all-metro, all-area and all-conference... Rated as the 20th best quarterback prospect by Rivals.com... His senior year, completed 102-of-172 passes for 1,421 yards, 15 TDs...Had 698 rushing yards and 8 TDs...Also

**Game-By-Game**

2004	Att	Comp	INT	Yards	TD	Long
SEM	2	2	0	23	0	12
VP	5	4	1	127	1	79
@DSU	9	6	0	101	1	57
@YSU	4	3	0	55	1	28
@MSU	1	1	0	6	0	6
WJU	3	1	0	4	1	4
@ILS	5	3	0	51	0	25
ISU	6	1	0	9	0	9

**Career Passing**


Year	G-GS	Att	Comp	INT	Yards	TD	Pct.	Eff.
2003	1-0	0	0	0	0	0	0.0	0.0
2004	11-0	35	21	1	376	4	60.0	182.2
2005	10-0	0	0	0	0	0	0.0	0.0
CAREER	22-0	35	21	1	376	4	60.0	182.2

**Career Rushing/Receiving**

Year	G-GS	Rush	Yds	TD	Avg	Rec.	Yds	TD	Avg.
2003	1-0	0	0	0	0.0	0	0	0	0.0
2004	11-0	9	44	2	4.9	0	0	0	0.0
2005	11-0	0	0	0	0.0	0	0	0	0.0
CAREER	23-0	9	44	2	4.9	0	0	0	0.0

an all-conference performer in baseball and basketball...Valedictorian... Recorded a 4.0 GPA.

- ◆ **Worth Knowing:** Majoring in engineering technology...Son of Paul and Sue Cairns...Pronounced CARE-ins...Born June 13, 1984.



*Injuries limited Jon Cairns to holding duties in 2005.*



**Lance Caldwell**  
WIDE RECEIVER

6-1, 200, Freshman (2)  
Detroit, Mich.  
Bishop Gallagher H.S. **16**

Began his career at SIU at cornerback, but switched to wide receiver in the spring of 2006...Big, physical receiver who had injury problems in 2005.

- ◆ **2005:** Redshirted.
- ◆ **High School:** Played wide receiver, wingback and quarterback and totaled more than 1,500 all-purpose yards...Also played defensive back...Named all-state, all-league, all-east region...Played in a post-season all-star game where he was named the top-rated cornerback.
- ◆ **Worth Knowing:** Born May 3, 1987...Son of Greg Caldwell and Regina Estwick...Father works for GM, mother works for United Auto Workers...Cousin of former Saluki linebacker and current Baltimore Raven Bart Scott...Undecided on his major.




**James Cloud**  
DEFENSIVE END

6-2, 215, Sophomore (3)  
Hackensack, N.J.  
Hackensack H.S. **56**

- Transferred to SIU from Coffeyville Community College.
- ◆ **Prior to SIU:** Did not see action at Coffeyville Community College in 2005...Redshirted in 2004.
  - ◆ **High School:** Third-team all-state selection as a senior at Hackensack High in 2003...Also earned all-league and all-county honors in 2004 and 2005.
  - ◆ **Worth Knowing:** Born May 8, 1985 in Hackensack, N.J....Son of Jerome and Jackie Cloud...Majoring in business.

**Coffin Field Goal Breakdown**

Year	0-19	20-29	30-39	40-49	50+	Blk
2002	0-0	3-4	0-0	0-0	0-0	0
2003	0-0	3-4	3-3	4-7	0-1	1
2004	1-1	1-1	8-10	2-2	1-1	0
2005	2-2	5-6	1-4	1-1	0-0	0
CAREER	3-3	12-15	12-17	7-10	1-2	1




**Craig Coffin**  
KICKER

5-11, 200, Senior (5)  
Cape Coral, Fla.  
North Fort Myers H.S. **19**

One of the best kickers in school history...Enters the season poised to become the career leader in field goals (2nd) and points scored (2nd)...Already holds the school record for PATs...Had a string 76-straight PAT's, the second-longest streak in school history and third longest in Gateway Conference annals, broken against SEMO in 2005...Dependable inside 40 yards...Gets good depth and placement on kickoffs...Also a skilled rugby-style punter.

- ◆ **2005:** Made 9-of-13 field goals on the season and was 7-of-8 inside of 30 yards...Part-time punter.
- ◆ **2004:** Second-Team All-American by Associated Press and second-team all-conference...Set conference record for most PATs without a miss (66)...Made 86.7 percent of his field goal tries on the season...Made a career-long 52 yarder at Northern Illinois, the second-longest field goal in school history.
- ◆ **2003:** Made 6-of-7 (85.7 percent) of his field goal attempts inside 40 yards...Made 4-of-8 attempts of 40 yards and beyond.
- ◆ **2002:** Played in two games before breaking his toe and missing the remainder of the season...Granted a medical redshirt.
- ◆ **High School:** All-county and honorable mention all-state as a punter his senior year...Averaged 39.6 yards per punt as a senior...During his two-year varsity career, converted 57-of-58 PATs and 13-of-17 field goals...Had a long field goal of 57 yards...Scored 19 goals his senior year to earn first team all-state honors in soccer...Student government president.



Craig Coffin is on the verge of becoming the school's career scoring leader.

**Career Kicking**

Year	G-GS	FG-FGM	Long	PAT	Points
2002	2/0	3-4	27	7-8	16
2003	12/12	10-15	48	47-51	77
2004	12/12	13-15	52	66-66	105
2005	13/13	9-13	43	54-59	81
CAREER	39/37	35-47	52	174-184	279

**Career Punting**

Year	G-GS	No-Yards	Avg.	Long	TB	FC	I20	Blk
2002	2/0	0-0	0.0	0	0	0	0	0
2003	12/12	0-0	0.0	0	0	0	0	0
2004	12/12	3-79	26.3	46	0	0	1	0
2005	13/13	10-326	32.6	39	0	1	1	0
CAREER	39/37	13-405	31.2	46	0	1	2	0

- ◆ **Worth Knowing:** Majoring in recreation...Son of Alan and Becky Coffin...Born February 22, 1984.



**Kyle Colborn**  
SAFETY

6-1, 205, Senior (5)  
Freeport, Ill.  
Freeport H.S.

**15**

*Walk-on, who carved out a role as a special teamer early in his career and has made in-roads toward a starting job at strong safety.*

- ◆ **2005:** Played in 10 games and recorded six tackles.
- ◆ **2004:** Played in all 12 games and notched 15 tackles, including a career-high four at Delaware State.
- ◆ **2003:** Played in seven games, primarily on special teams and recorded two tackles.
- ◆ **2002:** Redshirted.
- ◆ **High School:** All-conference punter and quarterback his junior and senior years... As a senior, passed for 1,081 yards, nine touchdowns and two interceptions, while leading his team to a 10-1 record... Intercepted three passes in a playoff game his junior year... All-conference performer in basketball and baseball...



*Kyle Colborn will compete for a starting safety job.*

**Game-By-Game**

Year	I	TFL	SACK	FF	FR	INT	PB
<b>2003</b>							
QU	1	0-0	0-0	0	0	0-0	0
SJ	0	0-0	0-0	0	0	1-18	0
@WKU	1	0-0	0-0	0	0	0-0	0
<b>2004</b>							
SEM	1	0-0	0-0	0	0	0-0	0
WP	2	0-0	0-0	0	0	0-0	0
@DSU	4	0-0	0-0	0	0	0-0	0
UNI	1	0-0	0-0	0	0	0-0	0
@YSU	1	0-0	0-0	0	0	0-0	0
@ILS	3	0-0	0-0	0	0	0-0	0
ISU	2	0-0	0-0	0	0	0-0	0
EWU	1	0-0	0-0	0	0	0-0	0
<b>2005</b>							
UC	1	0-0	0-0	0	0	0-0	0
@WMU	1	0-0	0-0	0	0	0-0	0
WIU	2	0-0	0-0	0	0	0-0	0
ILS	2	0-0	0-0	0	0	0-0	0

**Career**

Year	G-GS	Solo	Ast	Total	TFL	SACK	FF	FR	INT	PB
2003	7-0	2	0	2	0-0	0-0	0	1	1-18	1
2004	12-0	12	3	15	0-0	0-0	0	0	0-0	0
2005	10-0	5	1	6	0-0	0-0	0	0	0-0	0
<b>Career</b>	<b>29-0</b>	<b>19</b>	<b>4</b>	<b>23</b>	<b>0-0</b>	<b>0-0</b>	<b>0</b>	<b>1</b>	<b>1-18</b>	<b>1</b>

Member of student council all four years.

- ◆ **Worth Knowing:** Majoring in physical education... Son of Tom and Nancy Colborn...Born June 28, 1984.




**Tony Colletti**  
DEFENSIVE TACKLE

6-3, 280, Freshman (2)  
Park Ridge, Ill.  
Maine South H.S.

**60**

- ◆ **2005:** Redshirted.
- ◆ **High School:** First-team all-state his senior year by Chicago Sun Times, Chicago Tribune and IHSFCA...All-area, all-conference... Central Suburban Conference defensive MVP...Honorable mention all-state as a junior...Conference indoor shot put champion...Wrestling regional qualifier...Played in the IHSFCA Shrine Bowl.
- ◆ **Worth Knowing:** Born April 10, 1987, in Park Ridge, Ill....Son of Jerry and Cathy Colletti...Majoring in health education.



**Keon Cummings**  
DEFENSIVE TACKLE

6-4, 270, Junior (3)  
Chicago, Ill.  
Lincoln Park H.S.

**95**

- Is in the mix for a starting berth on the interior of the Saluki defensive line.*
- ◆ **2005:** Played in one game.
- ◆ **2004:** Did not play football in order to focus on academics.
- ◆ **High School:** Missed part of his senior season in 2003 with injury, but showed flashes of potential when he played, such as a four-sack, 14-tackle performance against South Shore, that earned him Chicago-area "Player-of-the-Week"...Recruited by Cincinnati...Lincoln Park assistant coach Justin Moore is a former Saluki defensive tackle (1996-97).
- ◆ **Worth Knowing:** Born May 23, 1986...Son of Leon and Kathleen Cummings...Undecided on his major.

**Game-By-Game**

Year	I	TFL	SACK	FF	FR	INT	PB
<b>2005</b>							
UC	3	2-6	1-5	0	0	0-0	0

**Career**

Year	G-GS	Solo	Ast	Total	TFL	SACK	FF	FR	INT	PB
2005	1-0	3	0	3	2-6	1-5	0	0	0-0	0



**Kent DeVinney**  
LONG SNAPPER

6-1, 265, Senior (4)  
Collierville, Tenn.  
Collierville H.S.

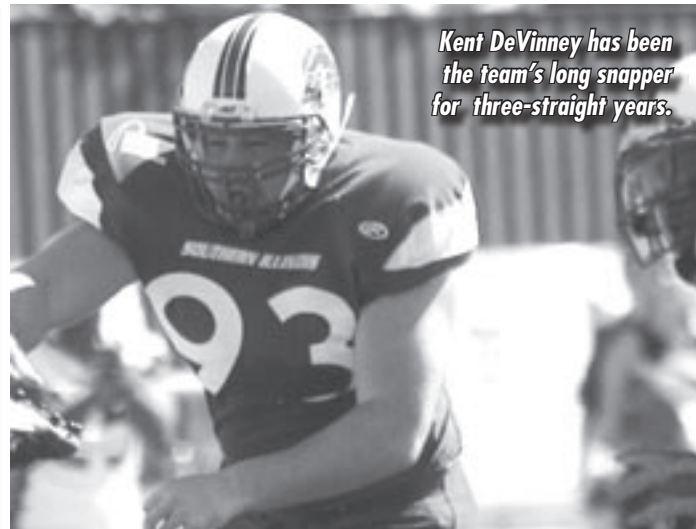
**93**

Has been the team's starting long-snapper since he stepped foot on campus in 2003.

- ◆ **2005:** Played in all 13 games as the team's longsnapper.
- ◆ **2004:** Played in 11 games as the team's longsnapper.
- ◆ **2003:** Played in all 12 games as the team's longsnapper.
- ◆ **High School:** Listed as a "Diamond in the Rough" by Max Emfinger's Blue Chip Recruiting...Rated a top long-snapping specialist by the Ray Guy Kicking Academy.
- ◆ **Worth Knowing:** Majoring in marketing...Son of John and Karen DeVinney...Born September 9, 1984.

**Career**

Year	G-GS	Solo	Asst	Total	TFL	SACK	FF	FR	INT	PB
2003	12-0	0	1	1	0-0	0-0	0	0	0-0	0
2004	11-0	1	0	1	0-0	0-0	0	0	0-0	0
2005	13-0	0	0	0	0-0	0-0	0	0	0-0	0
CAREER	36-0	1	1	2	0-0	0-0	0	0	0-0	0



Kent DeVinney has been the team's long snapper for three-straight years.



**Jason Emert**  
KICKER

5-9, 200, Senior (4)  
Knoxville, Tenn.  
Farragut H.S.

**26**

- ◆ **2005:** Played in the first, two games of the season, serving as the team's holder on kicks.
- ◆ **2004:** Did not see action.
- ◆ **2003:** Walked on and did not see action.
- ◆ **High School:** As a senior, made 5-of-6 field goals and averaged 38 yards punting...Lettered two years in wrestling...Played on state championship teams his sophomore and junior years at Maryville H.S.
- ◆ **Worth Knowing:** Born July 24, 1984...Son of Joe and Cindy Emert...Majoring in university studies.



**Justin Duckett**  
RUNNING BACK

5-5, 190, Junior (4)  
Germantown, Tenn.  
Germantown H.S.

**22**

Walk-on player, who finally got an opportunity for some reps in spring ball and was impressive...In the mix for playing time in 2006.

- ◆ **2005:** Did not play football.
- ◆ **2004:** Played in four games and had a career-high 22 yards against Western Illinois.
- ◆ **2003:** Redshirted.
- ◆ **High School:** First-team all-region and second-team all-metro his senior year...Rushed for 600 yards as a senior...Team was 35-5 during his varsity career and lost in the 5A state championship game each year.
- ◆ **Worth Knowing:** Majoring in marketing...Born January 9, 1985...Son of Vince and Stephanie Sims.

**Game-By-Game**

2004	Rush-Yds	TD	LG	Rec-Yds	TD	LG
SEM	2-4	0	4	0-0	0	0
WP	1-2	0	2	0-0	0	0
WIU	6-22	0	12	0-0	0	0
INS	2-10	0	10	0-0	0	0

**Career**

Year	G-GS	Rush	Yds	TD	Avg	Rec.	Yds	TD	Avg.
2004	4-0	11	38	0	3.5	0	0	0	0.0




**Mike Farrell**  
CENTER

6-3, 300, Sophomore (3)  
Lake Bluff, Ill.  
Lake Forest H.S.

**68**

Injuries have slowed his progress, but he had a solid spring...Hard worker.

- ◆ **2005:** Played in one game against Union College.
- ◆ **2004:** Redshirted.
- ◆ **High School:** All-state, all-area, all-county and all-conference his senior year...Two-time winner of the school's award for outstanding offensive lineman...Also lettered in track.
- ◆ **Worth Knowing:** Born November 15, 1985...Son of James and Anne Farrell...Majoring in accounting.

**Emmanuel Fuller**  
DEFENSIVE END

6-2, 240, Freshman (2)  
Cocoa, Fla.  
Cocoa H.S. **58**

◆ **2005:** Redshirted.  
 ◆ **High School:** All-conference and team MVP as a senior...Recorded 104 tackles and 9.5 sacks...A four-year letterwinner...Won the Tiger Pride and Leadership awards as a senior...Selected to play in the Brevard County All-Star game.  
 ◆ **Worth Knowing:** Born March 16, 1987 in Columbus, Ohio...Son of Ken and Marilyn Fuller...Undecided on his major.



**Jonate Govan**  
RUNNING BACK

5-10, 185, Freshman (2)  
Daytona Beach, Fla.  
Spruce Creek H.S. **25**

◆ **2005:** Redshirted.  
 ◆ **High School:** Rushed for 1,700 yards on 252 carries as a senior... Had 18 rushing TDs...Rushed for 376 yards vs. Gainesville Buchholz in the first round of the 5A Playoffs, the second-most in a Florida playoff history...Played in only five games as a junior due to injury and rushed for 600 yards on 96 carries...Third-team all-state as a senior... Selected to Central Florida all-star game.  
 ◆ **Worth Knowing:** Born September 9, 1986 in Daytona Beach, Fla.... Son of Octavia Sanders...Undecided on his major.



**Phil Goforth**  
WIDE RECEIVER

6-2, 205, Junior (4)  
Naperville, Ill.  
Benet Academy H.S. **88**



*Phil Goforth is a special teams contributor.*

*Has an injury history, but is as physically gifted as any wide receiver on the team...Great combo of size, strength and speed.*

◆ **2005:** Played in 10 games, mainly on special teams.  
 ◆ **2004:** Played in eight games and missed four games due to knee and elbow injuries.  
 ◆ **2003:** Redshirted.  
 ◆ **High School:** Class 6A all-state his junior and senior years...Also all-conference and all-city both years...Caught 45 passes for 725 yards his senior year and finished as school's career reception leader with 84...Returned three kickoffs for TDs...Third all-time in kickoff return yards in Illinois with 1,054.

◆ **Worth Knowing:** Majoring in management...Son of Gary and Paula Goforth...Born October 25, 1984.

**Game-By-Game**

2004	No.	Yds.	Avg.	TD	Long
SEM	1	13	13.0	0	13
WIU	1	9	9.0	0	9

**Career**

Year	G-GS	Rush	Yds	TD	Avg	Rec.	Yds	TD	Avg.
2004	8-0	0	0	0	0.0	2	22	0	11.0
2005	9-0	0	0	0	0.0	0	0	0	0.0
CAREER	17-0	0	0	0	0.0	2	22	0	11.0



**Jon Habbe**  
FULLBACK

6-0, 220, Sophomore (3)  
Nashville, Ill.  
Nashville H.S. **44**

*Moved from linebacker to fullback prior to the 2005 season...Intelligent, hard working player who has passion for the game... Perfectionist.*

◆ **2005:** Played in six games and had his first career rush against Union College.  
 ◆ **2004:** Redshirted.  
 ◆ **High School:** First team all-conference, all-region...Nominated for the East-West Shrine game and Southern Illinois all-star game... Rushed for more than 1,000 yards and 21 TDs... Won the state title in the shot put.



*Jon Habbe switched to fullback in 2005.*

**Game-By-Game**

2005	Rush-Yds	TD	LG	Rec-Yds	TD	LG
UC	1-3	0	3	0-0	0	0

**Career**

Year	G-GS	Rush	Yds	TD	Avg	Rec.	Yds	TD	Avg.
2005	5-0	1	3	0	3.0	0	0	0	0.0

◆ **Worth Knowing:** Born July 2, 1985 in Maryville, Ill.... Majoring in civil engineering... Son of Randy and Sara Habbe.



**Marlon Heaston**  
SAFETY

5-11, 205, Senior (4)  
Covington, Tenn.  
Covington H.S.

**7**



**Nick Hill**  
QUARTERBACK

6-3, 205, Junior (4)  
DuQuoin, Ill.  
DuQuoin H.S.

**17**

*The leading, returning tackler and one of just two, returning starters on defense.*

- ◆ **2005:** Started all 13 games and tied for the team lead in tackles (76) and was second in passes defended (7).
- ◆ **2004:** Played in all 12 games and was second in tackles (30) among non-starters...Had two interceptions, a forced fumble, a fumble recovery and a blocked punt...Named honorable mention Gateway Conference All-Academic team.
- ◆ **2003:** Played in eight games, mainly on special teams...Recorded two tackles.
- ◆ **High School:** Conference "Player of the Year" and all-region and all-metro...A versatile performer who played QB, WR, RB, LB and DB...In his career, totaled 661 yards receiving, 617 yards rushing and recorded 98 tackles...Scored a total of 18 touchdowns...National Honor Society member and four-year class president.
- ◆ **Worth Knowing:** Majoring in health education...Son of Mark and Maxine Heaston...Born May 24, 1985.

*Mobile left-hander with a strong arm and good ability to improvise on the run...The expected heir to Joel Sambursky at quarterback, though not officially declared the starter.*

- ◆ **2005:** Flashed impressive ability in four relief appearances of Sambursky... Completed 75 percent of his passes (16-of-20) with three TDs and no interceptions...Rushed for 102 yards on nine carries with one score.
- ◆ **2004:** Redshirted after transferring from Western Kentucky.
- ◆ **2003:** Played basketball at Western Kentucky and averaged 1.7 ppg in 23 games...Did not play football.
- ◆ **High School:** A three-year starter at quarterback who was the first 4,000-yard passer at DuQuoin since former Major League Baseball pitcher Don Stanhouse ended his career in 1968...As a senior, named first-team all-state and all-conference and led his team to a 12-2 finish and the state 3A championship game... Was 69-of-132 for 1,451 yards passing — throwing 19 touchdowns and just one interception — while adding 543 yards and 11 scores in the ground...First-team all-state by both the Illinois Basketball Coaches Association and *Associated Press* after averaging 22.7 points, 7.7 rebounds, 5.7 assists and three steals per contest his senior year...Helped DHS to a 28-5 overall mark and finished eighth in the state's Mr. Basketball voting...A first-team IBCA all-state selection and second-team AP all-state choice...Averaged 26.7 points, 6.0 rebounds and 2.4 assists per contest his junior year.



**Game-By-Game**

Year	I	TFL	SACK	FF	FR	INT	PB
2003							
QU	1	0-0	0-0	0	0	0-0	0
SJ	1	0-0	0-0	0	0	0-0	0
2004							
SEM	0	0-0	0-0	0	1	0-0	1
WVP	3	0-0	0-0	0	0	0-0	0
@DSU	2	0-0	0-0	0	0	0-0	0
UNI	3	0-0	0-0	0	0	1-10	0
@YSU	2	0-0	0-0	0	0	1-0	0
WKU	3	0-0	0-0	1	0	0-0	0
@MSU	1	0-0	0-0	0	0	0-0	0
WIU	3	0-0	0-0	0	0	0-0	0
@ILS	4	0-0	0-0	0	0	0-0	1
INS	5	0-0	0-0	0	0	0-0	0
EWU	4	0-0	0-0	0	0	0-0	0
2005							
@SEM	4	0-0	0-0	0	0	0-0	1
UC	3	0-0	0-0	0	0	0-0	0
@VVMU	4	0-0	0-0	0	0	0-0	0
MSU	11	0-0	0-0	0	0	0-2	2
@WIU	13	0.5-1	0-0	0	0	0-0	0
ILS	5	0-0	0-0	0	0	0-0	0
@INS	10	0-0	0-0	0	0	0-0	0
@WKU	10	0-0	0-0	0	0	0-0	0
YSU	6	0-0	0-0	0	0	0-0	0
@UNI	3	0-0	0-0	0	0	0-0	0
NDS	5	0-0	0-0	0	0	1-3	2
@EIU	2	0-0	0-0	0	0	0-0	0
@ASU	0	0-0	0-0	0	0	0-0	2



**Career**

Year	G-GS	Solo	Asst	Total	TFL	SACK	FF	FR	INT	PB
2003	8-0	2	0	2	0-0	0-0	0	0	0-0	0
2004	12-0	21	9	30	0-0	0-0	1	1	2-10	4
2005	13-13	45	31	76	0.5-1	0-0	0	0	1-3	7
CAREER	33-13	68	40	108	0.5-1	0-0	1	1	3-13	11

**Game-By-Game**

2005	Att	Cmp	INT	Yards	TD	Long
@SEM	2	1	0	72	1	57
UC	6	6	0	130	2	46
ILS	11	8	0	86	0	17
YSU	1	0	0	0	0	0

**Career Passing**

Year	G-GS	Att	Cmp	INT	Yards	TD	Pct.	Eff.
2005	4-0	20	15	0	288	3	75.0	245.5

**Career Rushing/Receiving**

Year	G-GS	Rush-Yds	TD	Avg	Rec.-Yds	TD	Avg
2005	4-0	9-102	1	11.3	0-0	0	0.0

- ◆ **Worth Knowing:** Participated in the 2006 NCAA Leadership Conference held in Lake Buena Vista, Fla. in May...Born April 5, 1985, in DuQuoin, Ill...Son of Charles and Debbie Hill...Father is a park superintendent, mother is a physical therapist)...Majoring in special education...Enjoys hunting and fishing...Roommate with Saluki running back Arkee Whitlock.





**Beau Hoffman**  
WIDE RECEIVER

6-0, 205, Freshman (2)  
Saginaw, Mich.  
Nouvel Catholic Central **48**

◆ **2005:** Redshirted

◆ **High School:** Three-year starter...22 catches for 491 yards and 7 TDs...Also added 89 tackles, six sacks, five fumble recoveries and three defensive TDs as a senior...Led team to 31-5 record...Named to the Saginaw News Dream Team as a senior...A three-year starter in baseball and basketball...Earned all-area honors in both sports...MHSAA Scholar-Athlete nominee.

◆ **Worth Knowing:** Born August 26, 1986 in Saginaw, Mich....Son of Dennis Hoffman and Brenda Doer...Undecided on his major.



**Braden Jones**  
TIGHT END

6-4, 260, Senior (6)  
Harrisburg, Ill.  
Harrisburg H.S. **47**

*Granted a sixth year of eligibility to play football...If he stays healthy, could be the team's top, receiving threat...Athletic and intelligent... After racking up 115 career tackles in two seasons as a starting outside linebacker at Northwestern, he transferred to SIU in 2005...Physically, he's the complete package at tight end.*



**Braden Jones blocked two punts in 2005 and returned one fumble for a touchdown.**

◆ **2005:** Injuries limited him to 11 games, but he caught 16 passes, including two touchdowns...An excellent special teams player who blocked two kicks (at SEMO and at Western Kentucky) and returned a fumble for a TD (SEMO)...Named special teams player-of-the-week against SEMO.

◆ **2004:** Enrolled at Northwestern University but did not play football.

◆ **2003:** Academic All-Big Ten...Started two games and recorded 39 tackles...Had a season-high seven tackles each against Duke and Indiana...Played in the Motor City Bowl against Bowling Green.

◆ **2002:** Academic All-Big Ten...Started nine games and finished fourth on the team in tackles (76)...Had a career-high 11 tackles against Purdue...Missed one game with a bruised shoulder.

◆ **2001:** Redshirted.

◆ **High School:** Southern Illinois Player-of-the-Year...*SuperPrep* All-Midwest Region...Named all-state by the Chicago Tribune, Chicago Sun-Times and Illinois Football Coaches Association...Led team to a



**Clayton Johnson**  
SAFETY

5-10, 180, Sophomore (3)  
Miami, Fla.  
Central H.S. **36**



**Clayton Johnson made five starts in 2005.**

*A gifted athlete, who will continue to be in the mix for playing time at safety.*

◆ **2005:** Had an impressive rookie campaign, in which he played 11 games and made five starts.

◆ **2004:** Redshirted.

◆ **High School:** Rated the best cornerback at the Dade-Brower all-star game...Recorded five interceptions his senior year...Ran track and advanced to regionals in the 400... Was also recruited by East Carolina, Cincinnati, Central Florida, Florida State and Syracuse.

◆ **Worth Knowing:** Born September 26, 1986...Son of Betty Johnson...Undecided on his major.

**Game-By-Game**

2005	I	TFL	SACK	FF	FR	INT	PB
@SEM	1	0-0	0-0	0	0	0-0	0
UC	2	0-0	0-0	0	0	0-0	0
@WVU	2	0-0	0-0	0	0	0-0	2
MSU	3	0-0	0-0	0	0	0-0	0
@WIU	1	0-0	0-0	0	0	0-0	0
ILS	2	0-0	0-0	0	0	0-0	0
@INS	4	0-0	0-0	0	0	0-0	0

**Career**

Year	G-GS	Solo	Asst	Total	TFL	SACK	FF	FR	INT	PB
2005	11-5	12	3	15	0-0	0-0	0	0	0-0	2

**Game-By-Game**

2005	No.	Yds.	Avg.	TD	Long
@SEM	2	34	17.0	0	21
ILS	4	26	6.5	1	9
YSU	6	89	14.8	1	26
@UNI	2	18	9.0	0	18
NDS	2	21	10.5	0	14

**Career**

Year	G-GS	Rush	Yds	TD	Avg	Rec.	Yds	TD	Avg.
2005	11-3	0	0	0	0.0	16	188	2	11.8

14-0 record and 3A state title his senior year...Played RB, WR, TE and S...Second in state in long jump (22'-10").

◆ **Worth Knowing:** Born on April 20, 1983...Son of Dr. Larry and Janet Jones...Majoring in biological sciences.



**Brandin Jordan**  
LINEBACKER

5-10, 220, Freshman (2)  
Kenner, La.  
John Curtis Christian


**10**

*Expected to challenge for a starting position at ILB after an impressive spring campaign.*

- ◆ **2005:** Redshirted.
- ◆ **High School:** First-team all-state, all-metro New Orleans and all-district as a senior...Named Class 4A Defensive MVP and District MVP...Led team to 14-0 record, state title and #9 national ranking in the USA Today newspaper...Had 162 tackles, 27 TFLs, six sacks, five forced fumbles and three INT as a senior...Named East Bank Defensive MVP as a senior...
- ◆ **Worth Knowing:** Father (Buford) played RB for the New Orleans Saints (1986-92)...Uncle (Enis Hicks) played RB for the Pittsburgh Steelers...Born September 15, 1987 in New Orleans...Son of Buford and Adries Jordan...Undecided on his major.



*Patrick Jordan was second on the team with three interceptions last season.*



**Patrick Jordan**  
LINEBACKER

6-1, 215, Senior (4)  
Germantown, Tenn.  
Houston H.S.

**11**

*One of two, returning starters on defense...Moves from safety to outside linebacker...A savvy veteran with good instincts in coverage...Solid run supporter.*

- ◆ **2005:** Second on the team in interceptions (3) and sixth in tackles (61)...Made his first, career start at Indiana State and subsequently started the final, six games of the season...Recorded an interception in the fourth quarter of the Eastern Illinois playoff game that capped the victory...Made a career-high 12 tackles at Western Kentucky.
- ◆ **2004:** Played in the first seven games but missed the last five games due to injury.
- ◆ **2003:** Played in all 12 games and started the last three in place of the injured Jamarquis Jordan...Had a career-high eight tackles against Youngstown State.
- ◆ **High School:** Honorable mention all-state...All-region, all-district, all-metro...Had 86 tackles his senior year...Averaged 8.2 yards per carry as a RB...Played in the the annual Tennessee Football All-Star Shrine Game in the summer of 2003.
- ◆ **Worth Knowing:** Majoring in speech communications...Son of Tom and Beverly Jordan...Born May 8, 1985.

**Game-By-Game**

Year	I	TFL	SACK	FF	FR	INT	PB
<b>2003</b>							
SJ	1	.5-1	0-0	0	0	0-0	0
ILS	1	0-0	0-0	0	0	0-0	0
MSU	1	1-10	1-10	0	0	0-0	0
@WKU	1	0-0	0-0	0	0	0-0	0
YSU	8	0-0	0-0	0	0	0-0	1
@UNI	4	.5-2	0-0	0	0	0-0	0
@DEL	4	0-0	0-0	0	1	0-0	0
<b>2004</b>							
SEM	1	0-0	0-0	0	0	0-0	0
@NIU	1	0-0	0-0	0	0	0-0	0
WP	1	0-0	0-0	0	0	0-0	0
@DSU	3	0-0	0-0	0	0	1-0	0
UNI	1	0-0	0-0	0	0	0-0	0
WKU	2	0-0	0-0	0	1	0-0	0
<b>2005</b>							
@SEM	2	0-0	0-0	0	0	0-0	0
UC	3	0.5-0	0-0	0	0	1-0	0
@WMU	1	0-0	0-0	0	0	0-0	0
MSU	2	0-0	0-0	0	0	0-0	0
@WIU	3	0-0	0-0	0	0	1-24	0
ILS	1	0-0	0-0	0	0	0-0	0
@INS	8	0-0	0-0	0	0	0-0	0
@WKU	12	0-0	0-0	0	0	0-0	0
YSU	5	1-9	1-9	1	0	0-0	1
@UNI	3	0-0	0-0	0	0	0-0	0
NDS	5	0-0	0-0	0	0	0-0	1
@EIU	5	0-0	0-0	0	0	1-5	0
@ASU	11	1-4	0-0	0	0	0-0	1

**Career**

Year	G-GS	Solo	Ast	Total	TFL	SACK	FF	FR	INT	PB
2003	12-2	14	6	20	2-13	1-10	0	1	0-0	1
2004	7-0	5	4	9	0-0	0-0	0	1	1-0	0
2005	13-7	35	26	61	2.5-15	1-9	1	0	3-29	3
CAREER	32-9	54	36	90	4.5-28	2-19	1	2	4-29	4

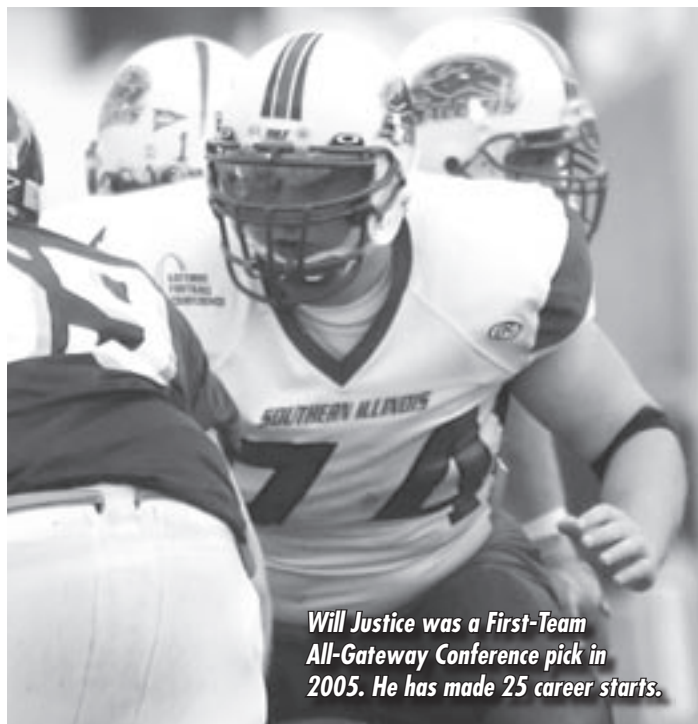



**Will Justice**  
CENTER

6-4, 290, Senior (5)  
Cordova, Tenn.  
Cordova H.S. **74**

*One of the top centers in I-AA football...Physically and mentally dominating player...A solid technician who astutely reads defenses and makes line calls... Enters the season with 25 career starts under his belt...Originally played guard, but moved to center in 2005...The leader of the O-line unit.*

- ◆ **2005:** Named First-Team All-Gateway Conference...Played and started in 12 games...Missed the Union College game with injury... Named the league's offensive lineman of the week when he graded out at 96 percent against Youngstown State.
- ◆ **2004:** Started all 12 games at right guard...Helped pave the way for the #3-ranked scoring offense and #3-ranked rushing attack in the nation in I-AA.
- ◆ **2003:** Played in 11 games and made one start at right tackle against Indiana State.
- ◆ **2002:** Redshirted.
- ◆ **High School:** Associated Press All-State, Tennessee Athletic Association All-State and "Mr. Football" finalist his senior year...Also a Best of the Preps offensive finalist and high school scholar-athlete...Team finished 7-4 his senior year and 10-4 his junior year, advancing to the state semifinals... Recorded a 3.8 GPA and was senior class president.
- ◆ **Worth Knowing:** Received his undergraduate degree in management and is in the graduate school of business...Son of Anne and Craig Justice...Born August 9, 1983.



*Will Justice was a First-Team All-Gateway Conference pick in 2005. He has made 25 career starts.*



**Andrew Kernes**  
OFFENSIVE TACKLE

6-6, 300, Junior (4)  
Bloomington, Ill.  
Bloomington H.S. **73**

*The projected starter again at right tackle...Has worked extremely hard to make himself a quality player... Makes the most of his ability...Smart and coachable... Learned tight end last spring and can also play guard or center...Has excellent understanding of the game.*

- ◆ **2005:** Played and started at right tackle in all 13 games.
- ◆ **2004:** Played in six games in a reserve role.
- ◆ **2003:** Redshirted.
- ◆ **High School:** Team was 25-2 last two years...6A first-team all-state, academic all-state...Illinois Shrine Bowl...All-area, all-conference...National Honor Society and three-year scholar-athlete.
- ◆ **Worth Knowing:** Major in biological sciences...Son of Tim and Patty Kernes...Born March 20, 1985.



*Andrew Kernes started all 13 games at right tackle last year.*



**Micah King**  
LINEBACKER

5-11, 210, Senior (4)  
East St. Louis, Ill.  
East St. Louis H.S. **57**

- ◆ **2005:** Did not see action.
- ◆ **2004:** Redshirted.
- ◆ **2003:** Started at linebacker at Joliet Junior College and recorded 64 tackles and three sacks.
- ◆ **2002:** Played in eight games at JJC before injuring a knee.
- ◆ **High School:** Recorded 120 tackles and 10 sacks his senior year and earned all-conference, all-district and honorable mention all-state honors...Also ran track.
- ◆ **Worth Knowing:** Born September 5, 1984 in East St. Louis...Son of Marvin and Rosalind King...Speech communication major.



**Craig Kombrink**  
OFFENSIVE TACKLE

6-5, 280, Junior (4)  
O'Fallon, Ill.  
O'Fallon Township H.S. **79**

*Weighed 240 pounds when he first arrived on campus, but has added 40 pounds through hard work in the weightroom...Athletic...Fastest lineman on the team...Raw, but has tremendous upside...Still developing a feel for the game...Injuries have slowed his progress.*

- ◆ **2005:** Did not see action due to injury.
- ◆ **2004:** Redshirted.
- ◆ **2003:** Sat out the season to focus on academics.
- ◆ **High School:** Named first-team all-conference his senior year.
- ◆ **Worth Knowing:** Born April 5, 1985...Son of Stan and Stephanie Kombrink...Majoring in agribusiness economics.




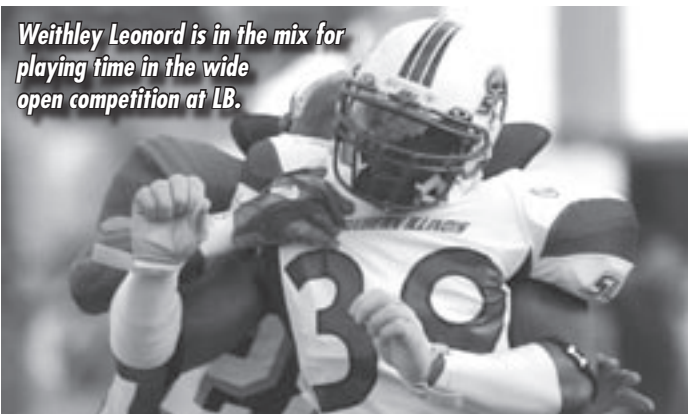
**Jim Lawler**  
OFFENSIVE TACKLE

6-5, 310, Sophomore (3)  
Marion, Ill.  
Marion H.S.

*Transferred from Northwestern...Local product, who adds depth.*

- ◆ **Prior to SIU:** Did not see action in 2005...Redshirted in 2004.
- ◆ **High School:** A South Seven first-team all-conference offensive and defensive tackle...Nominated to play in Southern Illinois East-West Game, but could not play due to a previous commitment...Team went 6-3 his sophomore year and reached Class 5A playoffs...Also competed in soccer, basketball and baseball...Prairie State Achievement Award ... Illinois State Scholar.
- ◆ **Worth Knowing:** Born James Thomas Lawler on May 20, 1985 ... Son of Raymond and Ellen Lawler...Brother, Michael, played football at Washington University in St. Louis... Majoring in psychology.

*Weithley Leonord is in the mix for playing time in the wide open competition at LB.*



**Nigel LeBlanc**  
WIDE RECEIVER

5-11, 170, Junior (4)  
Dixon, Ill.  
Dixon H.S. **81**

*Walk-on player with injury history, who provides depth at flanker.*

- ◆ **2005:** Played in one game (Union College) and made one catch.
- ◆ **2004:** Did not see action.
- ◆ **2003:** Redshirted.
- ◆ **High School:** Caught 23 passes for 339 yards and one touchdown his senior year...Named all-conference and academic all-conference... Set a school record with 11 catches in a single game...Caught 26 passes, including seven TDs his junior year...Captain of both the football and basketball teams...Also lettered in baseball.
- ◆ **Worth Knowing:** Majoring in industrial technology...Son of Don and Sookie LeBlanc...Born July 1985...Uncle, Cornelius Patterson, played fullback at Iowa... Cousin, Chris Taylor, played tight end at Washington State.

**5, Game-By-Game**

2005	No.	Yds.	Avg.	TD	Long
UC	1	10	10.0	0	10

**Career**

Year	G-GS	Rush	Yds	TD	Avg	Rec.	Yds	TD	Avg.
2005	1-0	0	0	0	0.0	1	10	0	10.0



**Weithley Leonord**  
LINEBACKER

5-10, 205, Junior (4)  
Miami, Fla.  
North Miami Beach **39**

- ◆ **2005:** Played in all 13 games...An excellent special teams player.
- ◆ **2004:** Played in seven games and made 11 tackles.
- ◆ **2003:** Redshirted.
- ◆ **High School:** Class 6A honorable mention all-state his junior and senior years...Recorded 100

**Game-By-Game**

2004	T	TFL	SACK	FF	FR	INT	PB
SEM	1	0-0	0-0	0	0	0-0	0
WP	5	0-0	0-0	0	0	0-0	0
WIU	1	0-0	0-0	0	0	0-0	0
INS	4	1.5-2	0-0	0	0	0-0	0
2005	T	TFL	SACK	FF	FR	INT	PB
@SEM	5	0-0	0-0	0	0	0-0	0
UC	4	0-0	0-0	0	0	0-0	0
@WMU	1	0-0	0-0	0	0	0-0	0
ILS	1	0-0	0-0	0	0	0-0	0
@INS	1	0-0	0-0	0	0	0-0	0
@WKU	3	0-0	0-0	0	0	0-0	0

**Career**

Year	G-GS	Solo	Ast	Total	TFL	SACK	FF	FR	INT	PB
2004	7-0	6	5	11	1.5-2	0-0	0	0	0-0	1
2005	13-0	10	5	15	0-0	0-0	0	0	0-0	0
Career	20-0	16	10	26	1.5-2	0-0	0	0	0-0	1

tackles as a senior, including 3.0 sacks and four forced fumbles...Also contributed six touchdowns on offense...Had 292 career tackles...Team was 23-10 and made three-straight postseason appearances during his career.

- ◆ **Worth Knowing:** Son of St. Luc and Patricia Leonord... Born Nov. 20, 1984...Majoring in administration of justice.




**Aaron Lockwood**  
**GUARD**  
 6-2, 315, Sophomore (3)  
 Topeka, Kan.  
 Seaman H.S. **61**

*Battling with Matt Ruth for the starting left guard position...Has all the physical tools, plus a nasty streak to go with it...Good leader in off-season workouts...Has dropped weight and improved his conditioning.*

- ◆ **2005:** Redshirted.
- ◆ **Prior to SIU:** Competed on the track team (shot put) for Barton County Community College in 2004-05.
- ◆ **High School:** An all-stater in both football and track...Played in the Kansas Shrine Bowl for the East squad...Finished fifth in the state in the shot put as a senior (55 feet, 1/4 inch).
- ◆ **Worth Knowing:** Majoring in radio/TV...Born July 2, 1986...Son of Steve and Susan Lockwood...Father is an electrical engineer.



**Kurt Long**  
**WIDE RECEIVER**  
 6-0, 200, Freshman (2)  
 Rochester, Ill.  
 Rochester H.S. **13**

*An accomplished high school quarterback whose best position in college is wide receiver.*

- ◆ **2005:** Redshirted.
- ◆ **High School:** IHSFCA All-State his senior year...All-conference Corn Belt QB three-straight years...Honorable mention all-state as a junior...Passed for 3,265 yards and 36 TDs in his career...Rushed for 2,800 yards, 6.4 avg and 39 TDs in his career...Led team to three-straight playoff berths...Invited to the Tremendous 26 Player Shrine game.
- ◆ **Worth Knowing:** Born April 4, 1987 in Hillsboro, Ill....Son of Mike and Glenda Long...Majoring in accounting.



*Justin Lowes is SIU's most experienced defensive player with 35 games under his belt.*



**Justin Lowes**  
**DEFENSIVE TACKLE**  
 6-3, 285, Senior (5)  
 Sikeston, Mo.  
 Sikeston H.S. **66**

*The most experienced player on the defensive line, who has 35 games under his belt, though he has not started.*

- ◆ **2005:** Played in all 13 games and had the most productive season of his career...Finished the season strong with tackles for loss in each of the last, three games.

**Game-By-Game**

Year	I	TFL	SACK	FF	FR	INT	PB
<u>2003</u>							
QU	1	0-0	0-0	0	0	0-0	0
@SEM	2	0-0	0-0	0	0	0-0	0
MSU	1	0-0	0-0	0	0	0-0	0
SJ	1	0-0	0-0	0	0	0-0	0
ILS	1	0-0	0-0	0	0	0-0	0
<u>2004</u>							
VVP	1	0-0	0-0	0	0	0-0	0
<u>2005</u>							
@SEM	1	0-0	0-0	0	0	0-0	0
UC	1	0.5-1	0-0	0	0	0-0	0
@WVU	3	1-3	1-3	0	0	0-0	0
ILS	1	0-0	0-0	0	0	0-0	0
@INS	1	0-0	0-0	0	0	0-0	0
YSU	0	0-0	0-0	0	0	0-0	1
@UNI	1	0-0	0-0	0	0	0-0	0
NDS	1	0.5-2	0.5-2	0	0	0-0	0
@EIU	2	1-10	1-10	0	0	0-0	0
@ASU	1	1-1	0-0	0	0	0-0	0

- ◆ **2004:** Played in 10 games and recorded one tackle.
- ◆ **2003:** Played in all 12 games and contributed six tackles.
- ◆ **2002:** Redshirted.
- ◆ **High School:** Started both years since his sophomore year...Had 55 tackles and six sacks his senior year, earning all-conference honors...Threw the shot put and discus for the track team and lettered his senior year in basketball.

**Career**

Year	G-GS	Solo	Ast	Total	TFL	SACK	FF	FR	INT	PB
2003	12-0	2	4	6	0-0	0-0	0	0	0-0	0
2004	10-0	1	0	1	0-0	0-0	0	0	0-0	0
2005	13-0	7	5	12	4-17	2.5-15	0	0	0-0	0
CAREER	35-0	10	9	19	4-17	2.5-15	0	0	0-0	0

**Worth Knowing:**

Majoring in recreation...  
 Born July 29, 1983...Son of Ken and Linda Lowes.



**Ian Lundy**  
**SAFETY**  
 6-0, 195, Freshman (2)  
 Daytona Beach, Fla.  
 Spruce Creek H.S. **29**

*Considered a solid prospect at safety...Has the speed, range and instincts to make an impact in the Saluki secondary.*

- ◆ **2005:** Redshirted.
- ◆ **High School:** Three-year starter who played nine games his senior year with a broken arm and still had 33 tackles, six TFL and two sacks...Named all-area and all-conference...Played just one game as a junior due to broken ankle...
- ◆ **Worth Knowing:** Born October 29, 1986 in Daytona Beach, Fla.... Son of Theodore and Vickie Griffin...Undecided on his major.



**Darren Marquez**  
OFFENSIVE TACKLE


6-5, 315, Junior (4)  
New Orleans, La.  
St. Augustine H.S. **77**

*A prototype left tackle who is agile, athletic and explosive...Pass protection specialist...Could be on the verge of a break-out season if he maintains his consistency...Originally signed with Southeastern Louisiana.*



*Darren Marquez was named to the Gateway's All-Newcomer team in 2005.*

- ◆ **2005:** Named to the Gateway Conference All-Newcomer team... Started all 13 games at left tackle.
- ◆ **2004:** Redshirted.
- ◆ **2003:** Did not play football in order to focus on academics.
- ◆ **High School:** Named one of the Bayou Top 25 best players after his senior year...Ranked the fourth-best lineman in the state by one scouting service, and the 18th best lineman in the nation by Rivals.
- ◆ **Worth Knowing:** Undecided on his major...Born August 31, 1985...Son of Trudy Sholes-Marquez.



**Trevor Moe**  
LINEBACKER

6-1, 210, Junior (4)  
Garrett, Ind.  
Garrett H.S. **53**

*A solid special teams player, who will also compete for a starting job at linebacker.*

- ◆ **2005:** Played in all 13 games and made 12 tackles.
- ◆ **2004:** Played in all 12 games and recorded eight tackles.
- ◆ **2003:** Redshirted.
- ◆ **High School:** Associated Press and Indiana Football Coaches Association First-Team All-State his senior year...Played QB and DB... As a senior, rushed for 900 yards and 22 touchdowns while passing for 765 yards and seven TDs...On defense, recorded 103 tackles, four

**Game-By-Game**

Year	I	TFL	SACK	FF	FR	INT	PB
2004	2	1-2	0-0	0	0	0-0	0
WPK	1	0-0	0-0	0	0	0-0	0
WKU	1	0-0	0-0	0	0	0-0	0
@ILS	1	0-0	0-0	0	0	0-0	0
INS	4	0-0	0-0	1	0	0-0	0
2005	I	TFL	SACK	FF	FR	INT	PB
@SEM	3	0-0	0-0	0	0	0-0	0
UC	2	1-7	1-7	0	0	0-0	0
@WIU	1	0-0	0-0	0	0	0-0	0
ILS	2	0-0	0-0	0	0	0-0	0
@INS	1	0-0	0-0	0	0	0-0	0
YSU	1	0-0	0-0	0	0	0-0	0
@EIU	1	0-0	0-0	0	0	0-0	0
@ASU	1	0-0	0-0	0	0	0-0	0

**Career**

Year	G-GS	Solo	Asst	Total	TFL	SACK	FF	FR	INT	PB
2004	12-0	7	1	8	1-2	0-0	1	0	0-0	0
2005	13-0	10	2	12	1-7	1-7	0	0	0-0	0
Career	25-0	17	3	20	2-9	1-7	1	0	0-0	0

interceptions and three forced fumbles...Named All-North-east Corner Conference as a junior and senior...Undeclared wrestler his senior year with a 36-0 record at 189 pounds... Sectional, regional and semi-state champion wrestler.

◆ **Worth Knowing:** Born January 19, 1984...Son of Greg and Chris Moe...Majoring in physical education...His brother, Todd, is a freshman linebacker for SIU.



**Chauncey Mixon**  
DEFENSIVE END

6-1, 215, Freshman (2)  
Mobile, Ala.  
Davidson H.S. **3**

*Had a tremendous spring, in which he flashed a burst as a pass rusher...Has the edge for a starting job at defensive end.*

- ◆ **2005:** Redshirted
- ◆ **High School:** Second-Team All-Mobile Register...Totaled 95 tackles, 18 tackles for loss, 3.5 sacks, three fumble recoveries, two forced fumbles and a touchdown in his first year playing defense as a senior... Led team to 9-3 mark.
- ◆ **Worth Knowing:** Born June 27, 1986 in Mobile, Ala....Son of Ken and Terri Mixon...Undecided on his major.



*Trevor Moe is battling for a starting spot at linebacker.*




**Bryce Morris**  
WIDE RECEIVER

6-1, 210, Freshman (2)  
Olathe, Kan.  
Olathe South H.S. **18**

*Opened some eyes in spring ball with his pass catching ability...Gained confidence in his route running skills.*

- ◆ **2005:** Redshirted.
- ◆ **High School:** Caught 40 passes for 659 yards and 11 TDs his senior year...Named all-state, all-metro, all-county...Named Red Zone player-of-the-year in Kansas...Selected to play in Kansas East-West Shrine Bowl game...Starter on 2004 basketball state championship team.
- ◆ **Worth Knowing:** Son of December 23, 1986 in Wichita, Kan....Son of Gerald and Karen Morris...Majoring in physical education.



**Mike Nitti**  
CENTER

6-4, 290, Freshman (2)  
Lake Zurich, Ill.  
Lake Zurich H.S. **54**

*Aggressive, athletic and versatile...Will challenge for a starting berth at guard, while also backing up Will Justice at center.*

- ◆ **2005:** Redshirted.
- ◆ **High School:** First-team all-conference and honorable mention all-area...Three-year starter...Sectional qualifier in the shot put and placed sixth at the Lake County "Throw Off"...Won scholar-athlete award.
- ◆ **Worth Knowing:** Born May 14, 1987 in Chicago, Ill....Son of Mike and Sharon Nitti...Undecided on his major.



**Ryan Patton**  
LINEBACKER

6-0, 215, Freshman (2)  
West Frankfort, Ill.  
West Frankfort H.S. **43**

*Switched from quarterback to linebacker in the spring.*

- ◆ **2005:** Redshirted.
- ◆ **High School:** Named all-state, all-south and all-conference as a senior...Passed for more than 1,000 yards and recorded 91 tackles as a senior, leading his team to a 9-1 record and playoff berth.
- ◆ **Worth Knowing:** Born July 1, 1987 in Carbondale...Son of Spunky and Susan Patton...Undecided on his major.



**Duke Pfitzinger**  
DEFENSIVE TACKLE

6-0, 250, Sophomore (3)  
Ballwin, Mo.  
Marquette H.S. **98**

*Transferred from Kansas...Adds depth at defensive tackle.*

- ◆ **Prior to SIU:** Did not see action at KU in 2005 and redshirted in 2004.
- ◆ **High School:** Earned all-conference honors as G and DE as a senior...Named team MVP...Posted 62 total tackles including six sacks as a senior...Broke the school record in power cleans ... Also part of the track team that won three conference championships, three district titles and took third place at the state meet...Member of the honor roll.
- ◆ **Worth Knowing:** Born August 11, 1985 in St. Louis...Son of Duke and Karen Pfitzinger...Father is a funeral director, mother is a nurse...Majoring in physiology.



**Matt Ruth**  
GUARD

6-3, 290, Junior (4)  
Collinsville, Ill.  
Collinsville H.S. **50**

*Was a 230-pound tight end when he first arrived on campus...Athletic and intelligent...Battling for the starting job at left guard...Can play center.*

- ◆ **2005:** Played in all 13 games, mainly on special teams.
- ◆ **2004:** Played in two games.
- ◆ **2003:** Redshirted.
- ◆ **High School:** All-St. Louis metro area his junior and senior years...All-conference...Recorded 10 catches for 65 yard his senior year...Also lettered in baseball and track.
- ◆ **Worth Knowing:** Majoring in biological sciences...Son of Charles and Janet Ruth...Born Oct. 15, 1984.



**Naji Shinskia**  
RUNNING BACK

5-10, 200, Freshman (2)  
Topeka, Kan.  
Highland Park H.S. **35**

*A physically gifted runner who enters the season as the top back-up to Arkee Whitlock...Only lacks experience and repetitions.*

- ◆ **2005:** Redshirted.
- ◆ **High School:** Rushed for 1,525 yards, 22 TDs and 7.5 avg his senior

year...Named all-state RB/DB, all-league and all-city his senior year... Selected to play in Kansas East-West Shrine Bowl all-star game...Four-year all-conference player.

◆ **Worth Knowing:** Born February 7, 1987, in Aurora, Kan....Son of Zonda Shinskia...Majoring in physical education.



**Dave Shipula**  
OFFENSIVE TACKLE

6-5, 310, Junior (4)  
Hanover Township, Pa.  
Hanover Area H.S. **72**

*Transferred from Wyoming prior to the 2005 season...A developing player, who has lost weight and improved his conditioning.*

- ◆ **2005:** Played in all 13 games, mainly on special teams.
- ◆ **Prior to SIU:** Did not see action at Wyoming in 2004 and redshirted in 2003...Played at Fork Union Military Academy prep school in 2002.
- ◆ **High School:** An All-Wyoming Valley Conference selection at tackle his senior year...Also lettered in basketball...Achieved honor roll status all four years of high school.
- ◆ **Worth Knowing:** Born Oct. 14, 1983...Son of Sharon and David Shipula...Majoring in administration of justice.



**Blake Sims**  
CORNERBACK

6-1, 200, Sophomore (3)  
Detroit, Mich.  
Martin Luther King H.S. **20**

*Transferred from Western Michigan prior to the 2005 season and sat out the year due to transfer requirements...A gifted cover corner who will battle for a starting berth.*

- ◆ **2005:** Redshirted.
- ◆ **Prior to SIU:** Played in nine games as a true freshman at WMU in 2004 and recorded nine tackles, one interception and two pass breakups.
- ◆ **High School:** All-city selection his senior year in high school...Registered 40 tackles and five interceptions...Received interest from Boston College and Toledo...Majoring in secondary education.
- ◆ **Worth Knowing:** Born December 5, 1985 in Detroit...Son of Roy Hoelscher and Chalonie Sims-Hoelscher...Undecided on his major.



**Brandon Smith**  
FULLBACK

5-7, 245, Senior (5)  
Naperville, Ill.  
Waubonsie Valley H.S. **45**

*Veteran player who provides depth at the fullback position.*

- ◆ **2005:** Played in one game against Union College...Made one special teams tackle.
- ◆ **2004:** Played in two games...Had one rushing attempt on the season.
- ◆ **2003:** Played in four games and carried five times against St. Joseph.
- ◆ **High School:** All-conference his senior year...Rushed for more

**Game-By-Game**

Year	Rush-Yds	TD	LG	Rec-Yds	TD	LG
2003	5-18	9	7	0-0	0	0
2004	1-3	0	3	0-0	0	0
2005	2-8	0	5	0-0	0	0
UC						

**Career**

Year	G-GS	Rush	Yds	TD	Avg	Rec.	Yds	TD	Avg.
2003	4-0	5	18	0	3.6	0	0	0	0.0
2004	2-0	1	3	0	3.0	0	0	0	0.0
2005	1-0	2	8	0	4.0	0	0	0	0.0
Career	7-0	8	29	0	3.6	0	0	0	0.0

than 900 yards as a senior, including 500 yards in three games...Four-year starter who tallied more than 3,000 career rushing yards...Also lettered in track and wrestling.

- ◆ **Worth Knowing:** Majoring in industrial technology...Son of Beatrice Spillers... Born February 10, 1984.



**Kendrick Smith**  
RUNNING BACK

5-10, 195, Junior (3)  
Patterson, La.  
Patterson H.S.


*Transferred to SIU after the 2005 season from Coffeyville Community College...Has excellent credentials, but needs time to adjust to new system... Rated the 5th-best junior college running back prospect by College Football-News.com.*

- ◆ **Prior to SIU:** Rushed for 1,002 yards, 11 TDs and a 7.5 avg in 2005 at CCC, and 900 yards, 13 TDs and 6.2 avg. in 2004...Named honorable mention All-Jayhawk Conference both seasons.
- ◆ **High School:** Led Patterson High School to the 3A state championship as a junior, a season in which he rushed for 1,963 yards and 33 TDs...A three-star prospect by Rivals.com...Was offered a scholarship out of high school by LSU.
- ◆ **Worth Knowing:** Born December 13, 1984 in Houma, La....One of his five brothers is Tampa Bay Buccaneers WR Ike Hilliard, who recently completed his ninth season in the NFL, the first eight with the New York Giants...Nephew of Dalton Hilliard, who played running back in the NFL for eight years with New Orleans and made the Pro Bowl in 1989...Two cousins also played in the NFL...Son of Veronica Smith...Majoring in sociology.




**Shawn Smith**  
**GUARD**  
 6-4, 275, Freshman (2)  
 Hutchinson, Kan.  
 Hutchinson H.S. **75**

*Mobile and athletic player with great leg strength... Good long-term prospect.*  
 ♦ **2005:** Redshirted.  
 ♦ **High School:** Missed six weeks due to injury his senior season, yet was still named first-team all-state by the Topeka Capital Journal and Wichita Eagle... Helped his team win the 6A state championship... Selected to play in Kansas East-West Shrine Bowl all-star game... Four-year starter for a team that compiled a 41-5 record during his career...  
 ♦ **Worth Knowing:** Born June 27, 1986, in Hutchinson, Kan.... Son of Richard and Julianne Smith... Undecided on his major.



**Rennell Thomas**  
**WIDE RECEIVER**  
 5-10, 195, Sophomore (2)  
 Kenner, La.  
 St. Augustine H.S. **27**

*Moved from RB to WR to take advantage of his home run ability... The fastest player on the team... Deep threat with natural pass-catching ability.*  
 ♦ **2005:** Played a significant role as a true freshman... Played in eight games and averaged 8.2 yards per carry.  
 ♦ **High School:** First-team all-district as a junior and senior... Rated one on the top cornerback prospects in the state... Caught 13 passes for 513 yards and a 38.4 avg. as a senior... Intercepted four passes as a senior... Rushed for 2,100 yards and



**Larry Taylor**  
**CORNERBACK**  
 6-0, 180, Junior (4)  
 Newport News, Va.  
 Warwick H.S. **1**

*Gained valuable experience last year and provides depth at cornerback.*  
 ♦ **2005:** Played in eight games and contributed seven tackles and five passes defended.  
 ♦ **Prior to SIU:** Did not see action at Coffeyville Community College in 2004 and redshirted in 2003.  
 ♦ **High School:** First-Team Peninsula District at cornerback his senior year... Led the district with nine interceptions... Also named honorable mention all-district.

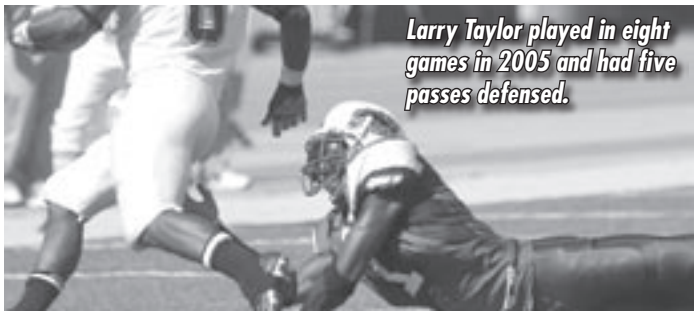
**Game-By-Game**

2005	I	TFL	SACK	FF	FR	INT	PB
UC	0	0-0	0-0	0	0	0-0	2
@WMU	3	0-0	0-0	1	0	0-0	0
MSU	0	0-0	0-0	0	0	0-0	1
@WIU	1	1-3	0-0	0	0	0-0	0
@WKU	3	0-0	0-0	0	0	0-0	2

**Career**

Year	G-GS	Solo	Asst	Total	TFL	SACK	FF	FR	INT	PB
2005	8-0	4	3	7	1-3	0-0	1	0	0-0	5

♦ **Worth Knowing:** Majoring in university studies... Legal guardian is Jennifer Powell... Born August 4, 1985.



had 1,038 receiving yards in his career... Also scored four touchdowns on punt kickoff returns... Played in the High School All-American Bowl in Shreveport, La.  
 ♦ **Worth Knowing:** Born March 13, 1986 in Metairie, La.... Son of Charlanda Chaney... Undecided on his major.



**Justin Thurston**  
**LINEBACKER**  
 6-1, 215, Sophomore (3)  
 Pompano Beach, Fla.  
 Blanche Ely H.S. **51**

*Competing for playing time in the wide open race at linebacker.*  
 ♦ **2005:** Played in two games and made seven tackles.  
 ♦ **2004:** Redshirted.  
 ♦ **High School:** Played in the Broward All-Star game... His team was 32-4 during his three season on the varsity squad and was the 5A state champions his junior season.  
 ♦ **Worth Knowing:** Born May 11, 1986... Son of Valerie and Jeff Smith... Majoring in physical education.

**Game-By-Game**

2005	I	TFL	SACK	FF	FR	INT	PB
UC	6	0.5-1	0-0	0	0	0-0	0
ILS	1	0-0	0-0	0	0	0-0	0

**Career**


Year	G-GS	Solo	Asst	Total	TFL	SACK	FF	FR	INT	PB
2005	2-0	5	2	7	0.5-1	0-0	0	0	0-0	0



**Alex Tietz**  
KICKER/PUNTER

6-5, 215, Freshman (2)  
St. Charles, Ill.  
North H.S. **67**


◆ **2005:** Redshirted.  
◆ **High School:** Two-time honorable mention all-conference performer...Ranked among the top three kickers at the Ray Guy Kicking Academy in 2003 and 2004...Made 4-of-6 field goals as a senior with a long of 45 yards, and also converted 23-of-25 PATs...Averaged 36.4 yards per punt on 11 attempts his senior year.  
◆ **Worth Knowing:** Born April 29, 1987...Son of Mike and Karen Tietz...Majoring in pre-law.



**Andre Tillman**  
DEFENSIVE TACKLE

5-11, 285, Junior (3)  
Thibodaux, La.  
Thibodaux H.S. **99**

*Transferred to SIU after starting for two-years at Coffeyville Community College...Expected to make an immediate impact for the Salukis.*  
◆ **Prior to SIU:** Recorded 5.0 sacks and 70 tackles during his two-year career at CCC and was named honorable mention All-Jayhawk Conference in 2004.  
◆ **High School:** A two-year starter at Thibodaux High School, who had eight sacks in his career...First-team all-conference.  
◆ **Worth Knowing:** Born March 13, 1986...Son of Sylvia Zeno...Majoring in business...Undecided on his major.



**Todd Tinsley**  
WIDE RECEIVER

5-9, 195, Freshman (2)  
Poplar Bluff, Mo.  
Poplar Bluff H.S. **49**

*Has explosive speed and could become a factor as he adjusts to college game.*  
◆ **2005:** Redshirted.  
◆ **High School:** Rushed for 1,124 yards (8.1 avg.) as a junior, earning all-state honors, all-district and all-region honors...Named all-conference as a senior, rushing for 641 yards and a 6.0 avg....Played point guard with current North Carolina basketball player Tyler Hansbrough.  
◆ **Worth Knowing:** Born November 9, 1986, in Poplar Bluff, Mo....Son of Austin and Bobbie Tinsley...Majoring in physical education.



**Alan Turner**  
WIDE RECEIVER

6-0, 210, Junior (4)  
El Paso, Ill.  
University H.S. **4**



*A walk-on player who emerged as a productive receiver midway through his redshirt freshman season in 2004...Dependable and durable...Likely starter in 2006.*

◆ **2005:** His 21 catches ranked fourth on the team...19 of his catches were made in road games...Made his first-career start at Indiana State and had a career-high six grabs.  
◆ **2004:** Played in all 12 games and made six catches...His first career catch went for a TD against Youngstown State.  
◆ **2003:** Played in one game.  
◆ **High School:** Cornbelt All-Conference receiver his senior year...Caught 34

passes for 562 yards...Played defense and had two interceptions...Also lettered in basketball and track and advanced to state finals in three relay events..

◆ **Worth Knowing:** Majoring in business economics...Son of Vanessa Pitts and Garry Turner...Born Oct. 10, 1984.

**Game-By-Game**

2004	No.	Yds.	Avg.	TD	Long
@YSU	1	19	19.0	1	19
WKU	2	30	15.0	0	23
@ILS	1	23	23.0	0	23
INS	1	17	17.0	0	17
EWU	1	19	19.0	0	19
2005	No.	Yds.	Avg.	TD	Long
@SEM	4	77	19.3	0	24
@WVU	2	27	13.5	0	26
MSU	1	5	5.0	0	5
@WIU	4	55	13.8	0	26
ILS	1	16	16.0	0	11
@INS	6	95	15.8	1	21
@WKU	1	16	16.0	0	16
@UNI	1	15	15.0	0	15
@ASU	1	14	14.0	0	14

**Career**

Year	G-GS	Rush	Yds	TD	Avg	Rec.	Yds	TD	Avg.
2004	12-0	0	0	0	0.0	6	108	1	18.0
2005	13-1	0	0	0	0.0	21	320	1	15.2
CAREER	25-1	0	0	0	0.0	27	428	2	15.9



**Craig Turner**  
CORNERBACK

5-10, 195, Junior (3)  
Boutte, La.  
Hahnville H.S. **2**



*Craig Turner was 10th in the nation in punt returns last year.*

*An incredibly productive and versatile player...Has excelled at running back, fullback and punt returner...Moved from offense to cornerback late in the 2005 season because of injuries and performed so well, he stayed there in the spring.*

◆ **2005:** Named First-Team All-Gateway Conference as a return specialist, after finishing 10th in the nation in punt returns (14.7 avg)...Rushed for a career-high 142 yards at Western Illinois to earn conference player-of-the-week honors...Returned a kickoff 93 yards for a touchdown in the playoff game at Appalachian State...Returned a punt 85 yards for a TD against

Youngstown State.

- ◆ **2004:** Named to the Gateway's all-newcomer team...Averaged a remarkable 11.1 yards per carry...Used primarily at the fullback position.
- ◆ **High School:** Led his team to a 15-0 record and 5A state championship his senior year...Team finished ranked 15th in the nation by USA Today...Rushed for 1,340 yards, 30 TDs and 9.8 average in 2003...Also had 20 catches for 423 yards and 7 TDs, and two kickoff returns for TDs...Rushed for 384 yards in playoff game vs. Fontainebleau...River Parish "Player of the Year" and all-district... Played in the New Orleans-area Prep All-Star Classic in December.


**Game-By-Game**

Year	Rush-Yds	TD	LG	Rec-Yds	TD	LG	
2004	7-93	1	54	1-10	0	10	
WP	2-8	0	5	2-16	0	11	
@DSU	6-107	1	71	1-0	0	0	
UNI	2-8	0	6	2-64	1	56	
@YSU	3-18	0	11	0-0	0	0	
WKU	2-4	0	2	2-12	0	6	
@MSU	5-96	1	43	2-30	0	16	
WIU	2-3	0	2	1-21	0	21	
@ILS	14-3	0	3	2-3	0	2	
EWU	2005	Rush-Yds	TD	LG	Rec-Yds	TD	LG
UC	5-46	1	16	0-0	0	0	
@WMU	4-16	1	14	0-0	0	0	
MSU	8-47	0	12	1-19	0	19	
@WIU	22-142	3	72	0-0	0	0	
@UNI	1-2	0	2	0-0	0	0	
NDS	1-3	0	3	0-0	0	0	

**Career**

Year	G-GS	Rush	Yds	TD	Avg	Rec.	Yds	TD	Avg.
2004	9-1	30	334	3	11.1	13	156	1	12.0
2005	13-3	41	256	5	6.2	1	19	0	19.0
CAREER	22-4	71	590	8	8.3	14	175	1	12.5

- ◆ **Worth Knowing:** Born December 4, 1985...Son of Leonard and Leana Celestine... Major in physical education.



**Jay Upthegrove**  
WIDE RECEIVER

6-0, 195, Senior (5)  
Youngstown, Ohio  
Boardman H.S. **80**

*Once a highly prized recruit, injuries have hindered his development...Appears poised for a breakout season and is a front-runner for a starting job... Has reliable hands, a good burst and natural instincts...A team leader, who has put in extra work during the off-season.*

- ◆ **2005:** Played in all but one game, mainly on special teams...Made his first, career catch against Union College.
- ◆ **2004:** Played in one game.
- ◆ **2003:** Redshirted.
- ◆ **2002:** Played in eight games and recorded 14 tackles.
- ◆ **High School:** Honorable mention all-state and first team All-Northeast Ohio as both a junior and senior... Recorded 25 catches and five interceptions his senior year...Also lettered in basketball and track... Participated in student council and French club.
- ◆ **Worth Knowing:** As a youth, his Little League team won the state

championship...Earned his undergrad in speech communication and is pursuing master's in workforce education...Son of John and Luella Upthegrove...Born November 6, 1983.

**Game-By-Game**

Year	No.	Yds.	Avg.	TD	Long
2005	1	11	11.0	0	11
UC					

**Career**

Year	G-GS	Rush	Yds	TD	Avg	Rec.	Yds	TD	Avg.
2004	1-0	0	0	0	0.0	0	0	0	0.0
2005	12-0	0	0	0	0.0	1	11	0	11.0
CAREER	13-0	0	0	0	0.0	1	11	0	11.0



*Jay Upthegrove returned a punt 85 yards for a TD against Youngstown State.*



**A.J. Wallace**  
SAFETY

5-11, 190, Junior (4)  
Newport News, Va.  
Leavenworth H.S.

**8**

*In the mix for playing time at safety after a very productive Saluki debut in 2005.*

◆ **2005:** Played in all 13 games and started twice (Union and Missouri State)...Returned a blocked punt for a touchdown against SEMO and an interception for a TD against Union...Had two interceptions in the first, two games.



*A.J. Wallace returned an interception for a touchdown against Union College.*

◆ **Prior to SIU:** Named Second-Team All-Jayhawk Conference at Hutchinson Community College in 2004...Ranked third on the team in tackles (98) and recorded one interception, one forced fumble and three tackles for loss... Helped his team to 7-4 record and third-place finish. Redshirted in 2003.

◆ **High School:** Honorable mention all-state and first-team all-conference his senior season...Played in the Kansas vs. Missouri all-star game.


◆ **Worth Knowing:** Majoring in speech communication...Full name is Armand J. Wallace Jr....Son of Armand and Felecia Wallace...Both parents are retired...Born March 15, 1985, in Newport News, Va.

**Game-By-Game**

2005	I	TFL	SACK	FF	FR	INT	PB
@SEM	0	0-0	0-0	0	0	1-5	3
UC	2	0-0	0-0	0	0	1-23	1
MSU	7	0-0	0-0	0	0	0-0	0
@INS	2	0-0	0-0	0	0	0-0	0
@EIU	4	0-0	0-0	0	0	0-0	0
@ASU	4	0-0	0-0	0	0	0-0	0

**Career**

Year	G-GS	Solo	Ast	Total	TFL	SACK	FF	FR	INT	PB
2005	13-2	9	10	19	0-0	0-0	0	0	2-28	4



**Jimmy Wegerer**  
GUARD

6-1, 295, Junior (4)  
Colwich, Kan.  
Maize H.S.

**71**

*A returning starter, who moved from left to right guard during spring ball... Will be pushed for playing time by Mike Nitti...Powerful player who is one of the strongest players on the team...Intelligent and coachable.*

◆ **2005:** Started all 13 games at left guard...Named to the Gateway Conference All-Newcomer team.


◆ **Prior to SIU:** NJCAA Second-Team All-American at Butler County Community College in 2004...First-team all-conference...Academic All-American...Helped his team to an 11-1 record and Jayhawk Conference championship...Redshirted in 2003.

◆ **High School:** First-team all-state offensive lineman as a senior... Three-time all-conference performer.

◆ **Worth Knowing:** Majoring in civil engineering...Full name is James Michael Wegerer...Son of Bob and Karen Wegerer...Father is deceased...Born April 30, 1984, in Colwich, Kan.



*Jimmy Wegerer started all 13 games at left guard in 2005.*

**Arkee Whitlock**  
**RUNNING BACK**  
 5-10, 195, Senior (5)  
 Rock Hill, S.C.  
 Rock Hill H.S. **24**



One of the top running backs in I-AA football...Has a dangerous combination of speed and elusiveness...Complete football player, who also excels at blocking and receiving...Unselfish, team-oriented player...Instinctive...Passionate about football.

◆ **2005:** Named First-Team All-American by numerous organizations...First-team all-conference...His 1,454 yards were the third-most in a season by a Saluki player...Rushed for a career-high 207 yards against Western Kentucky and was named Gateway player-of-the-week.

◆ **2004:** Named second-team all-conference...Named to the Gateway's all-newcomer squad...Second on the team in rushing yards (959) and average (6.4).

◆ **Prior to SIU:** Carried the ball 188 times for 1,383 yards (6.1 ave.) and 17 touchdowns at Coffeyville Community College...Named honorable mention All-Kansas Junior College Conference. Redshirted in 2002.

◆ **High School:** Did not play RB until his senior year... Ahead of him on the depth chart was Chris Hope, an NFL safety (Pittsburgh and Tennessee)...Led the team in tackles as a MLB his junior year...Two-time all-region and all-conference selection.

◆ **Worth Knowing:** Born May 10, 1984...Son of Lawrence and Beverly Whitlock...Majoring in speech communication.

**Game-By-Game**

2004	Rush	Yds	TD	LG	Rec	Yds	TD	LG
SEM	18	109	1	21	1	22	1	22
@NIU	13	96	0	23	0	0	0	0
VWP	12	89	2	22	2	43	0	26
@DSU	9	64	2	35	1	22	0	22
UNI	16	46	1	20	0	0	0	0
@YSU	14	97	1	49	0	0	0	0
WKU	12	61	0	20	1	6	0	6
@MSU	18	158	3	34	5	42	0	20
WIU	10	60	1	21	0	0	0	0
@ILS	13	94	1	29	0	0	0	0
EWU	16	85	0	22	0	0	0	0
2005	Rush	Yds	TD	LG	Rec	Yds	TD	LG
@SEM	27	126	1	15	2	20	0	11
UC	6	76	2	45	1	23	0	23
@WVU	20	115	0	28	0	0	0	0
MSU	23	121	0	41	5	72	0	35
ILS	21	83	1	22	2	21	0	12
@INS	22	137	2	19	2	5	0	3
@WKU	33	207	3	45	1	6	0	6
YSU	26	124	0	15	1	7	0	7
@UNI	25	167	1	32	3	18	0	11
NDS	23	114	1	34	3	9	0	11
@EIU	23	89	3	15	2	(2)	0	1
@ASU	20	95	0	26	2	11	0	8

**Career**

Year	G-GS	Rush	Yds	TD	Avg	Rec.	Yds	TD	Avg.
2004	11-10	151	959	12	6.4	10	135	1	13.5
2005	12-12	269	1454	14	5.4	24	190	0	7.9
CAREER	23-22	420	2413	26	5.7	34	325	1	9.6



**Anthony Williams**  
**CORNERBACK**  
 5-8, 170, Junior (4)  
 Clewiston, Fla.  
 Clewiston H.S. **9**

A key contributor each of the last, two seasons...He will continue to vie for playing time in SIU's deep secondary...Valuable special teams performer.

◆ **2005:** Played in all 13 games and started the first two...Contributed 21 tackles.

**Game-By-Game**

2004	I	TFL	SACK	FF	FR	INT	PB
VWP	4	0-0	0-0	0	0	0-0	1
@DSU	3	0-0	0-0	0	0	0-0	1
@MSU	1	0-0	0-0	0	0	0-0	1
WIU	1	0-0	0-0	0	0	0-0	0
@ILS	1	0-0	0-0	0	0	0-0	1
INS	4	0-0	0-0	0	0	1-4	1
2005	I	TFL	SACK	FF	FR	INT	PB
@SEM	1	0-0	0-0	0	0	0-0	0
UC	2	0-0	0-0	0	0	0-0	0
@WVU	6	0-0	0-0	0	0	0-0	0
MSU	3	0-0	0-0	0	0	0-0	0
ILS	6	0-0	0-0	0	0	0-0	1
@WKU	1	0-0	0-0	0	0	0-0	0
@UNI	1	0-0	0-0	0	0	0-0	0
@EIU	1	0-0	0-0	0	0	0-0	0

**Career**

Year	G-GS	Solo	Ast	Total	TFL	SACK	FF	FR	INT	PB
2004	12-0	11	3	14	0-0	0-0	0	0	1-4	6
2005	13-2	15	6	21	0-0	0-0	0	0	0-0	1
CAREER	25-2	26	9	35	0-0	0-0	0	0	1-4	7

◆ **2004:** Played in all 12 games and recorded 14 tackles...Had his first career interception against Indiana State.

◆ **2003:** Redshirted.


◆ **High School:** Named 2A honorable mention all-state his junior and senior years... Had 10 career interceptions...Team was runner-up to the state champions in 2001...Also ran track.

◆ **Worth Knowing:** Majoring in recreation...Son of Louis and Mary Williams...Born April 4, 1984.



**Brandon Williams**  
**CORNERBACK**  
 5-10, 170, Freshman (2)  
 South Plantation, Fla.  
 South Plantation H.S. **6**

◆ **2005:** Redshirted.  
 ◆ **High School:** Third-team all-state and second-team all-Broward County as a senior...Intercepted eight passes in his career, including five as a junior...Named to the North-South Broward and Dade-Broward All-Star games.  
 ◆ **Worth Knowing:** Born January 16, 1987 in Ft. Lauderdale, Fla.... Son of Fred and Shandee Williams...Undecided on his major.



**Lorenzo Wims**  
DEFENSIVE END

6-2, 260, Senior (4)  
Fort Wayne, Ind.  
Snider H.S.

**91**



*Lorenzo Wims led the team in sacks last year with 7.0.*

*Emerged as one of the league's top pass rushers last season...Combines excellent quick-ness with great instincts and determination... A backup in 2005, he must step into a leadership role in 2006.*

◆ **2005:** Named to Gateway's All-Newcomer team...Played in 10 games as a reserve, yet still led the team in sacks with 7.0... Led the team with four forced fumbles.

◆ **Prior to SIU:** Transferred from Ball State,

where he started nine games for the Cardinals in 2004 and recorded 22 tackles, 4.0 tackles for loss and 2.0 sacks...Played in nine games as a true freshman in 2003 and made nine tackles.

◆ **High School:** Named Associated Press Class 5A All-State and IFCA Region 3 North All-Star his senior year in high school...Set the school's single-season tackle record with 127 as a junior...Ranks fourth in school history with 15 career sacks...Helped Snider to a 13-1 record and the Summit Athletic Conference Championship as a senior... Indiana Football Coaches Association Top-50.


◆ **Worth Knowing:** Born May 7, 1984, in Mobile, Ala....Son of Harrison and Marde Martin...Majoring in art.

**Game-By-Game**

2005	I	TFL	SACK	FF	FR	INT	PB
WVU	5	4-28	3-24	2	0	0-0	0
ILS	4	0-0	0-0	0	0	0-0	0
@INS	5	1-3	0-0	0	0	0-0	0
@VVKU	6	2-9	2-9	2	0	0-0	0
YSU	3	1-1	1-1	0	0	0-0	0
@UNI	3	1-8	1-8	0	0	0-0	0
NDS	3	0-0	0-0	0	0	0-0	0
@EIU	1	0-0	0-0	0	0	0-0	0

**Career**

Year	G-GS	Solo	Ast	Total	TFL	SACK	FF	FR	INT	PB
2005	10-0	18	12	39	9-49	7-42	4	0	0-0	0



**J.T. Wise**  
FULLBACK

6-1, 230, Senior (5)  
Farmersville, Ill.  
Sacred Heart Griffin

**31**



*J.T. Wise caught 11 passes last year from his fullback position.*

*Quintessential fullback... Explosive lead blocker... Takes pride in his receiving ability... Not a one dimensional player.*

◆ **2005:** Played in all 13 games and started seven... A key factor in Arkee Whitlock's 1,454-yard season...Caught 11 passes and two TDs...Caught the game-winning touchdown in overtime against Missouri State.

◆ **2004:** Played in all 12 games and started nine... Invaluable contributor to Saluki rushing attack that netted 3,404 yards...Named honorable mention Gateway Conference All-Academic team.

◆ **2003:** Played in eight games, mainly on special

teams...Had a career-high 37 yards rushing and one TD against St. Joseph.

◆ **2002:** Redshirted.

◆ **High School:** First-team all-state by the coaches and second-team by the *Chicago Tribune* his senior year...

Rushed for 750 yards and a 7.5 yards per carry average as a senior...Team advanced to the 5A "Elite 8" his junior and senior years...Also participated in track and ran the 100 meter in 11.1 seconds.

◆ **Worth Knowing:** Son of Ted and Sue Wise...Father played linebacker at SIU from 1972-74...Grandfather, Carlin

Baker, played football at SIU in 1942...Majoring in physical education...Born November 19, 1983.

**Game-By-Game**

2003	Rush	Yds	TD	LG	Rec	Yds	TD	LG
GU	2	-1	0	3	0	0	0	0
SJ	5	37	1	18	0	0	0	0
2004	Rush	Yds	TD	LG	Rec	Yds	TD	LG
@NIU	0	0	0	0	1	8	0	8
WP	1	13	0	13	1	5	0	5
WVU	0	0	0	0	1	11	0	11
EWU	0	0	0	0	1	5	0	5
2005	Rush	Yds	TD	LG	Rec	Yds	TD	LG
@WMU	0	0	0	0	1	5	0	5
MSU	0	0	0	0	1	12	1	12
@WVU	0	0	0	0	1	4	0	4
ILS	0	0	0	0	1	5	0	5
@INS	0	0	0	0	2	20	1	13
YSU	0	0	0	0	1	9	0	9
@UNI	0	0	0	0	1	7	0	7
NDS	0	0	0	0	2	8	0	8
@EIU	0	0	0	0	1	5	0	5

**Career**

Year	G-GS	Rush	Yds	TD	Avg	Rec	Yds	TD	Avg
2002	2-0	0	0	0	0.0	0	0	0	0.0
2003	9-0	7	36	1	5.1	0	0	0	0.0
2004	12-9	1	13	0	13.0	4	29	0	7.2
2005	13-7	0	0	0	0.0	11	75	2	6.8
CAREER	36-16	8	49	1	18.1	15	104	2	6.9




**Brady Wrezinski**  
**GUARD**  
**6-1, 295, Junior (4)**  
**Bloomington, Ill.**  
**University H.S.** **63**

- ◆ **2005:** Played in one game against Union College.
- ◆ **2004:** Did not play football in order to focus on academics.
- ◆ **High School:** All-conference and all-area tackle on both offense and defense in high school...Played in the Shriner all-star game.
- ◆ **Worth Knowing:** Born June 12, 1985, in Rockford, Ill...Son of Beth and Bernie Wrezinski...Majoring in physical education.

## Newcomers

**Chris Arthurs, DT, 6-1, 275, Freshman (1)**  
**Wheaton, Ill. (Wheaton Warrenville South H.S.)**

Led his team with 10.0 sacks and also recorded 63 tackles, four forced fumbles and two blocked kicks as a senior...Led his team to a 12-1 record in 2005...Named to the Illinois High School Coaches Association 8A All-State team...Named the Du Page Valley Conference defensive MVP...All-area and all-conference...Also played fullback and was the team's long snapper...Born November 7, 1987 in Downers Grove, Ill... Son of Craig and Lauri Arthurs...Father is an account rep, mother is a accountant.

**Rick Burgess, LB, 6-2, 230, Freshman (1)**  
**Palm Beach, Fla. (William T. Dwyer H.S.)**

Three-year starter who recorded 122 tackles, 48 tackles for loss and eight sacks as a senior...Played in the Outback Bowl -- Palm Beach County All-Star game and FACA North-South Florida All-Star game...Honorable mention all-state as a senior...First-team all-area and all-conference as a junior and senior...Team was a combined 30-4 during his three-year career...Born May 5, 1988 in Lansing, Mich...Son of Curtis Disque and Theresa Burgess-Disque...Father is an attorney.

**Donkay Degraffenreid, S, 5-9, 195, Freshman (1)**  
**Rock Hill, S.C., Rock Hill**

Cousin of Saluki RB Arkee Whitlock (the two attended the same high school, as well)...Named first-team all-state by the Associated Press in 2004 and 2005...Ranked among the top 50 prospects in South Carolina by The State newspaper...A four-year starter (55-straight games) who made 545 career tackles...Played in the Shrine Bowl all-star game that pitted the top players in South Carolina vs. the best in North Carolina...Named Defensive Player of the Year by the Charlotte Observer...Helped lead Rock Hill to a Class 4A state title in 2004...Born December 6, 1987 in Rock Hill, S.C...Son of Eric Durham and Trina DeGraffenreid.

**Chris Dieker, QB, 6-5, 205, Freshman (1)**  
**Topeka, Kan. (Hayden H.S.)**

His senior season, passed for 1,204 yards and 15 TDs, and rushed for 589 yards and 11 TDs...Earned first-team all-state honors by the

Kansas Football Coaches Association...Two-year starter, who passed for 11 TDs and rushed for 14 TDs as a junior, earning honorable mention all-state accolades...Led his team to the 4A state championship in 2004 and was 25-1 overall in his career as a starter...Holder on PATs and field goals...Also lettered in basketball and track...Born July 22, 1987 in Topeka, Kan...Son of Charles and Susan Dieker...Father is self-employed and mother is a cosmetologist.

**Lamarquis Foney, RB, 6-1, 220, Freshman (1)**  
**Mobile, Ala. (Davidson H.S.)**

Rushed for 1,218 yards, 11 TDs and a 7.5 avg his senior year...Named all-region by the Mobile Register as a senior...The #14-ranked recruit in Southwest Alabama's Super 30...Team finished 13-1 and was a state semi-finalist in Division 6A in 2005...Born January 26, 1987 in Thom- asville, Ala...Son of Edgar and Anita Hunter...Father is a welder and mother is a daycare worker.

**Jemere Gainer, LB, 6-2, 225, Freshman (1)**  
**Detroit, Mich. (Clarenceville H.S.)**

Three-year starter who earned all-metro, all-conference and all-region honors all three years...Had 48 tackles and 597 yards rushing (8.9 avg) as a senior...Listed as one of the top prospects in the state by Spartan- mag.com...As a sophomore, was second in the state of Michigan in total tackles (114), as compiled by the *Detroit News*...Also lettered in basketball and track...Member of the Dean's list...Born May 31, 1988 in Detroit...Son of Jerome and Kimberly Gainer...Father is a security officer and mother is a registered nurse.

**Byron Gettis, QB, 6-2, 250, Freshman (1)**  
**Cahokia, Ill. (Cahokia H.S.)**

A 26-year-old freshman, who has spent the last eight years playing pro- fessional baseball...Played primarily in the Kansas City Royals system and spent part of one season (2004) with the big league club, where he hit .179 in 39 at bats...Was named AA Player-of-the-Year and MVP of the Royals' organization in 2003...Played quarterback at Cahokia H.S. and passed for more than 1,300 yards three-straight years...Named all-state his junior and senior year and third-team all-American as senior when he threw for 19 touchdowns...Was offered a scholarship by numerous Big Ten and Big 12 schools to play football and signed with Minnesota...Born March 13, 1980 in Centreville, Ill...Son of Letha and Earl Gettis...He and his wife, Latricia, have one son Byron Gettis Jr. (1)...Is writing a book about his minor league career, going back to school to play football and the role that Christianity plays in his life.

**Kevin Green, OL, 6-4, 330, Sophomore (3)**  
**Oklahoma City, Okla. (Edmont Santa Fe H.S.)**

Transfer from Northeast Oklahoma A&M Junior College...A starter for the Golden Norsemen in 2005, who earned second-team all-confer- ence honors in the SWJCFC...A two-year starter at Edmond Santa Fe High School, where he earned all-state, all-region and all-city honors for the 6A school as a senior in 2003...Born Sept. 28, 1985 in Okla- homa City, Okla...Son of Kevin and Sandra Green.

**Kyle Harruff, TE/K, 6-4, 235, Freshman (1)**  
**Terre Haute, Ind. (South H.S.)**

Three-year starter who caught 80 passes and seven TDs during his career...Named the Wabash Valley Offensive Player-of-the-Year in 2005... All-state, all-region, all-county both as a junior and senior...Named In-

diana Top 50 player...Also handled kicking duties for his team and was 11-of-12 on field goals in his career with a long of 45 yards...Four-year honor roll student...Born in Terre Haute, Ind....Son of Rick and Sarah Harruff...Father is a general contractor and mother is a realtor.

**Ryan Kernes, TE/LS, 6-3, 230, Freshman (1)  
Bloomington, Ill. (Bloomington H.S.)**

Younger brother of Saluki offensive tackle Andrew Kernes...Three-year starter for one of the state's top 6A teams...Played in only six games as a senior because of injury, but recorded nine catches for 116 yards and two TDs...First-team all-conference and all-city...Played in the East-West Shrine All-Star game...Team was a combined 34-5 during his three seasons and was state runner-up in 2003 and 2004...Wendy's High School Heisman nominee...Principal's Straight A's all four years...Also lettered in basketball and track...Born November 25, 1987 in Normal, Ill....Son of Tim and Patty Kernes.

**Larry Luster, DT, 6-1, 305, Junior (3)  
Springfield, Ill. (Sacred Heart Griffin H.S.)**

Transfer from Harper Community College...An NJCAA all-region pick in both 2004 and 2005...Also earned all-conference honors both seasons...Recorded 89 tackles, 10.5 sacks and 24.0 tackles for loss in 2005...Helped his team win the NJCAA Division III National Championship in 2004...At Sacred Heart Griffin High School, he was a Class 5A first-team all-state selection in 2003...Ranked as a top 25 prospect in Illinois by Rivals.com...Team was 44-6 during his career and he was a three-year starter with 21.0 career sacks...Played in the Shriners All-Star game...Born May 9, 1986 in Cape Girardeau, Mo....Son of Larry and Breck Luster...His father is a teacher...Majoring in communications.

**Scott Ravanesi, P/K, 6-1, 190, Freshman (1)  
Carol Stream, Ill. (Glenbard North H.S.)**

Named second-team all-state by the Illinois High School Coaches Association as a senior...Punted 39 times for a 42.6 avg. his senior year, with longs of 58, 59 and 61...Also made 7-of-11 field goals with a long of 42...Also handled kickoffs and 61 percent resulted in touchbacks... Played defensive back and recorded four interceptions in two years on the varsity squad...A three-sport athlete, who was all-conference in football, basketball and baseball his junior and senior years...Posted a 3.89 GPA and was named to the conference's all-academic team...Born on March 22, 1988 in DuPage County, Ill....Son of Steve and Karen Ravanesi, who both graduated from SIU in 1981...Father is a civil engineer, mother is a dental hygienist.

**Devon Reese, DE, 6-2, 235, Sophomore (3)  
Daphne, Ala. (Daphne H.S.)**

Transfer from Highland Community College...Second on the team in tackles in 2005 with 51...Also returned a interception 78 yards for a touchdown and had one sack and one blocked kick...Named honorable mention All-Jayhawk Conference...Redshirted in 2004...Also played basketball at Highland...All-state, all-city and all-region his senior year at Daphne High School...His high school team was 37-5 during his three-year career and finished as 6A state runner-up in 2003...Born Nov. 4, 1985 in Long Beach, Calif....Son of Dozier and Pamala Reese.

**Marty Rodgers, S, 6-0, 175, Freshman (1)  
Webb City, Mo. (Webb City H.S.)**

Three-year starter who rushed for more than 2,000 yards and recorded 45 TDs combined as a junior and senior...Had 15 career interceptions and 260 tackles...Named all-state, All-Ozark, all-area and all-conference his junior and senior years...His team was a combined 31-5 during his career...Saluki head coach Jerry Kill coached at Webb City from 1988-89 and was 25-1...One of Coach Kill's former players at Pittsburg State, John Roderique, is now the head coach at Webb City...Born on October 13, 1987...Son of Marvin Rodgers and Pam Lewis.

**Anthony Seay, WR, 6-0, 185, Freshman (1)  
Midlothian, Ill. (Bremen)**

Caught 48 passes for 874 yards and nine TDs as a senior...Named to the Illinois High School Coaches Association honorable mention all-state team...An outstanding kick returner...Helped lead his team to a conference title...Also named all-area and all-conference as a junior and senior...Ranks second in career receiving yards at his school...Born Aug. 28, 1988 in Chicago, Ill....Son of Roy Blake and Linda Seay.

**Damian Sherman, WR, 6-4, 215, Junior (3)  
Fort Pierce, Fla. (Port St. Lucie H.S.)**

Transferred from Morrisville State Junior College (N.Y.), where he was an accomplished track athlete...Ranked 1st in the nation in NJCAA in the 200-meter with a time of 21.80 and was undefeated in the event in 2005...Played football in high school and had 31 catches for 535 yards and two touchdowns his senior year...Earned all-area and all-conference honors...Had nine, career interceptions as a defensive back...Born June 13, 1986...Son of Marcia Sherman...Undecided on his major.

**Lucien Walker, RB, 6-0, 205, Freshman (1)  
New Smyrna Beach, Fla. (New Smyrna Beach H.S.)**

Rushed for 1,439 yards (8.1 avg) and 19 touchdowns his senior year to earn second-team all-state honors and all-area laurels...Played quarterback and wide receiver until his senior season...A heralded basketball player, who was named MVP of the county and all-area his freshman through junior seasons...Averaged double digit scoring in basketball throughout his high school career...Born on December 4, 1986 in Rochester, N.Y....Son of Marjorie Walker, who works as a city bus driver...Has three brothers and five sisters.

**Pronunciation Chart**

Dolapo AduBifa	Duh-LOP-oh, Add-oooh-beef-uh
Brandon Bruner	Brew-ner
Jon Cairns	Care-INS
Donkay Degraffenreid	don-KAY, du-GRAFF-en-reed
Chris Dieker	Deek-er
Jason Emerit	Em-ert
Phil Goforth	Go-forth
Jonate Govan	John-TAY, Go-Von
Jon Habbe	Hobby
Kyle Harruff	Hair-uf
Andrew Kernes	Kerns
Weithley Leonard	Wit-lee
Justin Loof	Lowft
Darren Marquez	Mar-kez
Duke Pfitzinger	Fitz-inger
Anthony Seay	Say
Naji Shinskia	Nah-gee, Shin-ski-uh
David Shipula	Ship-oooh-luh
Jay Upthegrove	Up-the-grove
Jimmy Wegerer	Weg-er-er
Brady Wrezinski	Wriz-in-ski

## Numerical Roster

#	Name	Pos.	Ht.	Wt.	Cl	Year	Hometown	High School (Previous 4-Year)
1	Larry Taylor	CB	6-0	180	Jr.	4th	Newport News, Va.	Warwick
2	Craig Turner	CB	5-10	195	Jr.	3rd	Boutte, La.	Hahnville
3	Chauncey Mixon	DE	6-1	215	Fr.	2nd	Mobile, Ala.	Davidson
4	Alan Turner	WR	6-0	210	Jr.	4th	El Paso, Ill.	University
5	Justin Allen	QB	6-2	195	Jr.	3rd	Glenpool, Okla.	Glenpool
6	Brandon Williams	CB	5-10	170	Fr.	2nd	South Plantation, Fla.	South Plantation
7	Marlon Heaston	S	5-11	205	Sr.	4th	Covington, Tenn.	Covington
8	A.J. Wallace	S	5-11	190	Jr.	4th	Newport News, Va.	Leavenworth
9	Anthony Williams	CB	5-8	170	Jr.	4th	Clewiston, Fla.	Clewiston
10	Brandin Jordan	LB	5-10	220	Fr.	2nd	Kenner, La.	John Curtis Christian
11	Patrick Jordan	LB	6-1	215	Sr.	4th	Germantown, Tenn.	Houston
13	Kurt Long	WR	6-0	200	Fr.	2nd	Rochester, Ill.	Rochester
14	Jon Cairns	QB	6-1	195	Jr.	4th	Blue Springs, Mo.	Blue Springs South
15	Kyle Colborn	S	6-1	205	Sr.	5th	Freeport, Ill.	Freeport
16	Lance Caldwell	WR	6-1	200	Fr.	2nd	Detroit, Mich.	Bishop Gallagher
17	Nick Hill	QB	6-3	205	Jr.	4th	DuQuoin, Ill.	DuQuoin (Western Kentucky)
18	Bryce Morris	WR	6-1	210	Fr.	2nd	Olathe, Kan.	Olathe South
19	Craig Coffin	K	5-11	200	Sr.	5th	Cape Coral, Fla.	North Fort Myers
20	Blake Sims	CB	6-1	200	So.	3rd	Detroit, Mich.	Martin Luther King (Western Michigan)
21	Brandon Bruner	CB	6-0	180	Sr.	5th	Oklahoma City, Okla.	Putnam City North
22	Justin Duckett	RB	5-5	190	Jr.	4th	Germantown, Tenn.	Germantown
24	Arkee Whitlock	RB	5-10	195	Sr.	5th	Rock Hill, S.C.	Rock Hill
25	Jonate Govan	RB	5-10	185	Fr.	2nd	Daytona Beach, Fla.	Spruce Creek
26	Jason Emert	K	5-9	200	Sr.	4th	Knoxville, Tenn.	Farragut
27	Renell Thomas	WR	5-10	195	So.	2nd	Kenner, La.	St. Augustine
28	Derrick Belton	S	5-9	175	So.	3rd	Gretna, La.	John Ehret
29	Ian Lundy	S	6-0	195	Fr.	2nd	Daytona Beach, Fla.	Spruce Creek
31	J.T. Wise	FB	6-1	230	Sr.	5th	Farmersville, Ill.	Sacred Heart-Griffin
35	Naji Shinskia	RB	5-10	200	Fr.	2nd	Topeka, Kan.	Highland Park
36	Clayton Johnson	S	5-10	180	So.	3rd	Miami, Fla.	Central
39	Weithley Leonord	LB	5-10	205	Jr.	4th	Miami, Fla.	North Miami Beach
43	Ryan Patton	LB	6-0	215	Fr.	2nd	West Frankfort, Ill.	West Frankfort
44	Jon Habbe	FB	6-0	220	So.	3rd	Nashville, Ill.	Nashville
45	Brandon Smith	FB	5-7	245	Sr.	5th	Naperville, Ill.	Waubonsie Valley
47	Braden Jones	TE	6-4	260	Sr.	6th	Harrisburg, Ill.	Harrisburg (Northwestern)
48	Beau Hoffman	WR	6-0	205	Fr.	2nd	Saginaw, Mich.	Nouvel Catholic Central
49	Todd Tinsley	WR	5-9	195	Fr.	2nd	Poplar Bluff, Mo.	Poplar Bluff
50	Matt Ruth	G	6-3	290	Jr.	4th	Collinsville, Ill.	Collinsville
51	Justin Thurston	LB	6-1	215	So.	3rd	Pompano Beach, Fla.	Blanche Ely
53	Trevor Moe	LB	6-1	210	Jr.	4th	Garrett, Ind.	Garrett
54	Mike Nitti	C	6-4	290	Fr.	2nd	Lake Zurich, Ill.	Lake Zurich
56	James Cloud	DE	6-2	215	So.	3rd	Hackensack, N.J.	Hackensack
57	Micah King	LB	5-11	210	Sr.	4th	East St. Louis, Ill.	East St. Louis
58	Emmanuel Fuller	DE	6-2	240	Fr.	2nd	Cocoa, Fla.	Cocoa
60	Tony Colletti	DT	6-3	280	Fr.	2nd	Park Ridge, Ill.	Maine South
61	Aaron Lockwood	G	6-2	315	So.	3rd	Topeka, Kan.	Seaman
63	Brady Wrezinski	G	6-1	295	Jr.	4th	Bloomington, Ill.	University
66	Justin Lowes	DT	6-3	285	Sr.	5th	Sikeston, Mo.	Sikeston
67	Alex Tietz	K/P	6-5	215	Fr.	2nd	St. Charles, Ill.	North
68	Mike Farrell	C	6-3	300	So.	3rd	Lake Bluff, Ill.	Lake Forest



2003 • 2004 • 2005 GATEWAY CHAMPIONS

#	Name	Pos.	Ht.	Wt.	Cl	Year	Hometown	High School (Previous 4-Year)
71	Jimmy Wegerer	G	6-1	295	Jr.	4th	Colwich, Kan.	Maize
72	Dave Shipula	OT	6-5	310	Jr.	4th	Hanover Township, Pa.	Hanover Area (Wyoming)
73	Andrew Kernes	OT	6-6	300	Jr.	4th	Bloomington, Ill.	Bloomington
74	Will Justice	C	6-4	290	Sr.	5th	Cordova, Tenn.	Cordova
75	Shawn Smith	G	6-4	275	Fr.	2nd	Hutchinson, Kan.	Hutchinson
77	Darren Marquez	OT	6-5	315	Jr.	4th	New Orleans, La.	St. Augustine
79	Craig Kombrink	OT	6-5	280	Jr.	4th	O'Fallon, Ill.	O'Fallon Township
80	Jay Upthegrove	WR	6-0	195	Sr.	5th	Youngstown, Ohio	Boardman
81	Nigel LeBlanc	WR	5-11	170	Jr.	4th	Dixon, Ill.	Dixon
83	Ryan Beeler	WR	5-11	185	Jr.	4th	Taylorville, Ill.	Taylorville
85	Blake Brunner	TE	6-3	245	Fr.	2nd	Sarasota, Fla.	Riverview
87	Adam Bunting	TE	6-1	260	Sr.	5th	Albion, Ill.	Edwards County
88	Phil Goforth	WR	6-2	205	Jr.	4th	Naperville, Ill.	Benet Academy
91	Lorenzo Wims	DE	6-2	260	Sr.	4th	Fort Wayne, Ind.	Snider (Ball State)
92	Dolapo Aduhifa	DE	6-2	245	Fr.	2nd	Kankakee, Ill.	Bradley-Bourbannais Comm.
93	Kent DeVinney	LS	6-1	265	Sr.	4th	Collierville, Tenn.	Collierville
95	Keon Cummings	DT	6-4	270	Jr.	3rd	Chicago, Ill.	Lincoln Park
98	Duke Pfitzinger	DT	6-0	250	So.	3rd	Ballwin, Mo.	Marquette (Kansas)
99	Andre Tillman	DT	5-11	285	Jr.	3rd	Thibodaux, La.	Thibodaux
	Chris Arthurs	DT	6-1	275	Fr.	1st	Wheaton, Ill.	Warrenville South
	Rick Burgess	LB	6-2	230	Fr.	1st	Palm Beach, Fla.	William T. Dwyer
	Frank Burrell	LB	6-1	215	So.	2nd	St. Louis, Mo.	Hazelwood Central
	Brian Deaton	LB	6-1	195	Fr.	1st	Mt. Vernon, Ill.	Mt. Vernon
	Donkay Degraffenreid	S	5-10	185	Fr.	1st	Rock Hill, S.C.	Rock Hill
	Chris Dieker	QB	6-5	205	Fr.	1st	Topeka, Kan.	Hayden
	Lamarquis Foney	RB	6-1	220	Fr.	1st	Mobile, Ala.	Davidson
	Jemere Gainer	LB	6-2	225	Fr.	1st	Detroit, Mich.	Clarenceville
	Byron Gettis	QB	6-2	250	Fr.	1st	Cahokia, Ill.	Cahokia
	Kevin Green	OL	6-4	330	So.	3rd	Oklahoma City, Okla.	Edmont Santa Fe
	Kyle Harruff	TE/K	6-4	235	Fr.	1st	Terre Haute, Ind.	Terre Haute South
	Ryan Kernes	TE/LS	6-3	230	Fr.	1st	Bloomington, Ill.	Bloomington
	Jim Lawler	OT	6-5	310	So.	3rd	Marion, Ill.	Marion (Northwestern)
	Justin Looft	P	6-6	200	Fr.	1st	Carbondale, Ill.	Carbondale
	Larry Luster	DT	6-1	305	Jr.	3rd	Springfield, Ill.	Sacred Heart Griffin
	Obadiah Mims	WR	6-4	220	Fr.	1st	Carbondale	Carbondale
	Todd Moe	LB	6-1	195	Fr.	2nd	Garrett, Ind.	Garrett
	Scott Ravanesi	P/K	6-1	190	Fr.	1st	Carol Stream, Ill.	Glenbard North
	Devon Reese	DE	6-2	235	So.	3rd	Daphne, Ala.	Daphne
	Marty Rodgers	S	6-0	175	Fr.	1st	Webb City, Mo.	Webb City
	Ryan Schaefer	LB	6-0	210	Fr.	2nd	Anna, Ill.	Anna-Jonesboro
	Anthony Seay	WR	6-0	185	Fr.	1st	Midlothian, Ill.	Bremen
	Damian Sherman	WR	6-4	215	Jr.	3rd	Fort Pierce, Fla.	Port St. Lucie
	Kendrick Smith	RB	5-10	195	Jr.	3rd	Patterson, La.	Patterson
	Matt Speed	RB	5-9	225	Fr.	1st	Riviera Beach, Fla.	Williams T. Dwyer
	B.J. Thompson	WR	6-2	185	Fr.	1st	Carterville, Ill.	Carterville
	Eric Vogel	TE	6-4	210	Fr.	1st	Prairie Village, Kan.	Rockhurst
	Kyle Walker	WR	5-10	175	So.	2nd	Herrin, Ill.	Herrin
	Lucien Walker	RB	6-0	205	Fr.	1st	New Smyrna Beach, Fla.	New Smyrna Beach



2003 • 2004 • 2005 GATEWAY CHAMPIONS

## Alphabetical Roster

#	Name	Pos.	Ht.	Wt.	Cl	Year	Hometown	High School (Previous 4-Year)
92	Dolapo Adubifa	DE	6-2	245	Fr.	2nd	Kankakee, Ill.	Bradley-Bourbannais Comm.
5	Justin Allen	QB	6-2	195	Jr.	3rd	Glenpool, Okla.	Glenpool
	Chris Arthurs	DT	6-1	275	Fr.	1st	Wheaton, Ill.	Warrenville South
83	Ryan Beeler	WR	5-11	185	Jr.	4th	Taylorville, Ill.	Taylorville
28	Derrick Belton	S	5-9	175	So.	3rd	Gretna, La.	John Ehret
21	Brandon Bruner	CB	6-0	180	Sr.	5th	Oklahoma City, Okla.	Putnam City North
85	Blake Brunner	TE	6-3	245	Fr.	2nd	Sarasota, Fla.	Riverview
87	Adam Bunting	TE	6-1	260	Sr.	5th	Albion, Ill.	Edwards County
	Rick Burgess	LB	6-2	230	Fr.	1st	Palm Beach, Fla.	William T. Dwyer
	Frank Burrell	LB	6-1	215	So.	2nd	St. Louis, Mo.	Hazelwood Central
14	Jon Cairns	QB	6-1	195	Jr.	4th	Blue Springs, Mo.	Blue Springs South
16	Lance Caldwell	WR	6-1	200	Fr.	2nd	Detroit, Mich.	Bishop Gallagher
56	James Cloud	DE	6-2	215	So.	3rd	Hackensack, N.J.	Hackensack
19	Craig Coffin	K	5-11	200	Sr.	5th	Cape Coral, Fla.	North Fort Myers
15	Kyle Colborn	S	6-1	205	Sr.	5th	Freeport, Ill.	Freeport
60	Tony Colletti	DT	6-3	280	Fr.	2nd	Park Ridge, Ill.	Maine South
95	Keon Cummings	DT	6-4	270	Jr.	3rd	Chicago, Ill.	Lincoln Park
	Brian Deaton	LB	6-1	195	Fr.	1st	Mt. Vernon, Ill.	Mt. Vernon
	Donkay Degraffenreid	S	5-10	185	Fr.	1st	Rock Hill, S.C.	Rock Hill
93	Kent DeVinney	LS	6-1	265	Sr.	4th	Collierville, Tenn.	Collierville
	Chris Dieker	QB	6-5	205	Fr.	1st	Topeka, Kan.	Hayden
22	Justin Duckett	RB	5-5	190	Jr.	4th	Germantown, Tenn.	Germantown
26	Jason Emert	K	5-9	200	Sr.	4th	Knoxville, Tenn.	Farragut
68	Mike Farrell	C	6-3	300	So.	3rd	Lake Bluff, Ill.	Lake Forest
	Lamarquis Foney	RB	6-1	220	Fr.	1st	Mobile, Ala.	Davidson
58	Emmanuel Fuller	DE	6-2	240	Fr.	2nd	Cocoa, Fla.	Cocoa
	Jemere Gainer	LB	6-2	225	Fr.	1st	Detroit, Mich.	Clarenceville
	Byron Gettis	QB	6-2	250	Fr.	1st	Cahokia, Ill.	Cahokia
88	Phil Goforth	WR	6-2	205	Jr.	4th	Naperville, Ill.	Benet Academy
25	Jonate Govan	RB	5-10	185	Fr.	2nd	Daytona Beach, Fla.	Spruce Creek
	Kevin Green	OL	6-4	330	So.	3rd	Oklahoma City, Okla.	Edmont Santa Fe
44	Jon Habbe	FB	6-0	220	So.	3rd	Nashville, Ill.	Nashville
	Kyle Harruff	TE/K	6-4	235	Fr.	1st	Terre Haute, Ind.	Terre Haute South
7	Marlon Heaston	S	5-11	205	Sr.	4th	Covington, Tenn.	Covington
17	Nick Hill	QB	6-3	205	Jr.	4th	DuQuoin, Ill.	DuQuoin (Western Kentucky)
48	Beau Hoffman	WR	6-0	205	Fr.	2nd	Saginaw, Mich.	Nouvel Catholic Central
36	Clayton Johnson	S	5-10	180	So.	3rd	Miami, Fla.	Central
47	Braden Jones	TE	6-4	260	Sr.	6th	Harrisburg, Ill.	Harrisburg (Northwestern)
10	Brandin Jordan	LB	5-10	220	Fr.	2nd	Kenner, La.	John Curtis Christian
11	Patrick Jordan	LB	6-1	215	Sr.	4th	Germantown, Tenn.	Houston
74	Will Justice	C	6-4	290	Sr.	5th	Cordova, Tenn.	Cordova
73	Andrew Kernes	OT	6-6	300	Jr.	4th	Bloomington, Ill.	Bloomington
	Ryan Kernes	TE/LS	6-3	230	Fr.	1st	Bloomington, Ill.	Bloomington
57	Micah King	LB	5-11	210	Sr.	4th	East St. Louis, Ill.	East St. Louis
79	Craig Kombrink	OT	6-5	280	Jr.	4th	O'Fallon, Ill.	O'Fallon Township
	Jim Lawler	OT	6-5	310	So.	3rd	Marion, Ill.	Marion (Northwestern)
81	Nigel LeBlanc	WR	5-11	170	Jr.	4th	Dixon, Ill.	Dixon
39	Weithley Leonord	LB	5-10	205	Jr.	4th	Miami, Fla.	North Miami Beach
61	Aaron Lockwood	G	6-2	315	So.	3rd	Topeka, Kan.	Seaman
13	Kurt Long	WR	6-0	200	Fr.	2nd	Rochester, Ill.	Rochester



2003 • 2004 • 2005 GATEWAY CHAMPIONS

#	Name	Pos.	Ht.	Wt.	Cl	Year	Hometown	High School (Previous 4-Year)
	Justin Looft	P	6-6	200	Fr.	1st	Carbondale, Ill.	Carbondale
66	Justin Lowes	DT	6-3	285	Sr.	5th	Sikeston, Mo.	Sikeston
29	Ian Lundy	S	6-0	195	Fr.	2nd	Daytona Beach, Fla.	Spruce Creek
	Larry Luster	DT	6-1	305	Jr.	3rd	Springfield, Ill.	Sacred Heart Griffin
77	Darren Marquez	OT	6-5	315	Jr.	4th	New Orleans, La.	St. Augustine
	Obadiah Mims	WR	6-4	220	Fr.	1st	Carbondale	Carbondale
3	Chauncey Mixon	DE	6-1	215	Fr.	2nd	Mobile, Ala.	Davidson
	Todd Moe	LB	6-1	195	Fr.	2nd	Garrett, Ind.	Garrett
53	Trevor Moe	LB	6-1	210	Jr.	4th	Garrett, Ind.	Garrett
18	Bryce Morris	WR	6-1	210	Fr.	2nd	Olathe, Kan.	Olathe South
54	Mike Nitti	C	6-4	290	Fr.	2nd	Lake Zurich, Ill.	Lake Zurich
43	Ryan Patton	LB	6-0	215	Fr.	2nd	West Frankfort, Ill.	West Frankfort
98	Duke Pfitzinger	DT	6-0	250	So.	3rd	Ballwin, Mo.	Marquette (Kansas)
	Scott Ravanesi	P/K	6-1	190	Fr.	1st	Carol Stream, Ill.	Glenbard North
	Devon Reese	DE	6-2	235	So.	3rd	Daphne, Ala.	Daphne
	Marty Rodgers	S	6-0	175	Fr.	1st	Webb City, Mo.	Webb City
50	Matt Ruth	G	6-3	290	Jr.	4th	Collinsville, Ill.	Collinsville
	Ryan Schaefer	LB	6-0	210	Fr.	2nd	Anna, Ill.	Anna-Jonesboro
	Anthony Seay	WR	6-0	185	Fr.	1st	Midlothian, Ill.	Bremen
	Damian Sherman	WR	6-4	215	Jr.	3rd	Fort Pierce, Fla.	Port St. Lucie
35	Naji Shinskia	RB	5-10	200	Fr.	2nd	Topeka, Kan.	Highland Park
72	Dave Shipula	OT	6-5	310	Jr.	4th	Hanover Township, Pa.	Hanover Area (Wyoming)
20	Blake Sims	CB	6-1	200	So.	3rd	Detroit, Mich.	Martin Luther King (Western Michigan)
45	Brandon Smith	FB	5-7	245	Sr.	5th	Naperville, Ill.	Waubonsie Valley
	Kendrick Smith	RB	5-10	195	Jr.	3rd	Patterson, La.	Patterson
75	Shawn Smith	G	6-4	275	Fr.	2nd	Hutchinson, Kan.	Hutchinson
	Matt Speed	RB	5-9	225	Fr.	1st	Riviera Beach, Fla.	Williams T. Dwyer
1	Larry Taylor	CB	6-0	180	Jr.	4th	Newport News, Va.	Warwick
27	Renell Thomas	WR	5-10	195	So.	2nd	Kenner, La.	St. Augustine
	B.J. Thompson	WR	6-2	185	Fr.	1st	Carterville, Ill.	Carterville
51	Justin Thurston	LB	6-1	215	So.	3rd	Pompano Beach, Fla.	Blanche Ely
67	Alex Tietz	K/P	6-5	215	Fr.	2nd	St. Charles, Ill.	North
99	Andre Tillman	DT	5-11	285	Jr.	3rd	Thibodaux, La.	Thibodaux
49	Todd Tinsley	WR	5-9	195	Fr.	2nd	Poplar Bluff, Mo.	Poplar Bluff
4	Alan Turner	WR	6-0	210	Jr.	4th	El Paso, Ill.	University
2	Craig Turner	CB	5-10	195	Jr.	3rd	Boutte, La.	Hahnville
80	Jay Upthegrove	WR	6-0	195	Sr.	5th	Youngstown, Ohio	Boardman
	Eric Vogel	TE	6-4	210	Fr.	1st	Prairie Village, Kan.	Rockhurst
	Kyle Walker	WR	5-10	175	So.	2nd	Herrin, Ill.	Herrin
	Lucien Walker	RB	6-0	205	Fr.	1st	New Smyrna Beach, Fla.	New Smyrna Beach
8	A.J. Wallace	S	5-11	190	Jr.	4th	Newport News, Va.	Leavenworth
71	Jimmy Wegerer	G	6-1	295	Jr.	4th	Colwich, Kan.	Maize
24	Arkee Whitlock	RB	5-10	195	Sr.	5th	Rock Hill, S.C.	Rock Hill
9	Anthony Williams	CB	5-8	170	Jr.	4th	Clewiston, Fla.	Clewiston
6	Brandon Williams	CB	5-10	170	Fr.	2nd	South Plantation, Fla.	South Plantation
91	Lorenzo Wims	DE	6-2	260	Sr.	4th	Fort Wayne, Ind.	Snider (Ball State)
31	J.T. Wise	FB	6-1	230	Sr.	5th	Farmersville, Ill.	Sacred Heart-Griffin
63	Brady Wrezinski	G	6-1	295	Jr.	4th	Bloomington, Ill.	University



## Southern Illinois 58, Southeast Missouri State 23

Sept. 1, 2005, Houck Stadium (Attendance: 10,100)

CAPE GIRARDEAU, Mo. — Southern Illinois continued its recent football dominance over Southeast Missouri State with a 58-23 victory at Houck Stadium in the season opener for both schools. The #5-ranked Salukis have won the last three meetings against the Redhawks by a combined total of 128-33.

Saluki quarterback Joel Sambursky showed why he is a leading candidate for the Payton Award, which goes to the nation's best I-AA player. The senior passed for a career-high 276 yards and also surpassed Rick Johnson to become the school's career passing leader with 5,475 yards.

Special teams were a key for Southern Illinois (1-0) early in the game, as it blocked two, first quarter punts. Braden Jones got the first block, allowing teammate A.J. Wallace to scoop up the football and run 19 yards for a score to give Southern a 10-0 lead. Brad Brachear blocked the other punt, though it did not result in points for SIU.

"We really work hard in special teams, and Coach (Jay) Sawvel has probably set the record (for blocked punts) since he has been here," Saluki coach Jerry Kill said. "I don't know how many punts we have blocked in the past five years, but it is unbelievable. He has a good scheme, and the players believe in it, and they make plays.

Sandwiched between a pair of TD passes from Sambursky to Kellen Allen was yet another SEMO special teams miscue. After the Redhawks' D'Eldrick Taylor mis-handled a fake punt attempt, Jones recovered for the Salukis and took it 26 yards for a touchdown.

Southern Illinois found itself comfortably ahead, 37-3, with four minutes left in the first half.

Maybe, the Salukis were too comfortable.

The Redhawks rallied for a pair of touchdowns and trailed 37-17 after Monroe Hicks returned a Sambursky interception 47 yards for a score with 12:25 to go in the third quarter.

"It's human nature to relax a little bit," Sambursky admitted. "We weren't taking SEMO lightly at all. We have tons of respect for their coaches and program."

### Game Summary

Score by Quarters	1	2	3	4	Score
Southern Illinois	23	14	0	21	58
SEMO	0	10	7	6	23

### Scoring Summary

1st	S	Coffin 25 yd field goal
	S	Wallace 19 yd blocked punt return
	S	A. Jackson 3 yd run
	S	Allen 14 yd pass from Sambursky
2nd	SE	Schermann 32 yd field goal
	S	B. Jones 26 yd fumble recovery
	S	Allen 8 yd pass from Sambursky
	SE	Milicic 71 yd pass from Haley
3rd	SE	Hicks 47 yd interception return
	S	Whitlock 1 yd run
	S	A. Jackson 6 yd run
	S	Payne 11 yd pass from Hill
	SE	Nessmith 24 yd pass from Ballatore

### Team Stats

	SIU	SEMO
FIRST DOWNS	30	17
RUSHES-YARDS (NET)	49-197	22-70
PASSING YDS (NET)	348	284
Passes Att-Comp-Int	35-21-1	51-27-2
TOTAL OFFENSE PLAYS-YARDS	84-545	73-354
Fumble Returns-Yards	1-26	0-0
Punt Returns-Yards	3-76	1-13
Kickoff Returns-Yards	4-61	9-166
Interception Returns-Yards	2-5	1-47
Punts (Number-Avg)	2-22.5	8-28.6
Fumbles-Lost	5-3	2-2
Penalties-Yards	4-35	4-50
Possession Time	34:46	25:14
Third-Down Conversions	10 of 13	8 of 18
Fourth-Down Conversions	0 of 0	0 of 1
Red-Zone Scores-Chances	6-7	1-1
Sacks By: Number-Yards	1-8	1-0

RUSHING: SIU-Arkee Whitlock 27-126; Antione Jackson 13-46; Renell Thomas 5-24; Joel Sambursky 2-16; TEAM 2-minus 15. SEMO-Tim Holloman, 7-43; Brando Simpson 2-24; Elton Peterson 7-13; John Radney 2-10; Austen Collins 1-5; Mike Haley 2-minus 7; D'Eldrick Taylor 1-minus 18.

PASSING: SIU-Joel Sambursky 20-33-1-276; Nick Hill 1-20-72; TEAM 0-0-0-0. SEMO-Mike Haley 19-35-2-223; Kevi Ballatore 8-16-0-61.

RECEIVING: SIU-Alan Turner 4-77; Kellen Allen 4-41; Quarey Payne 2-41; Braden Jones 2-34; Chris Kupec 2-27; Arkee Whitlock 2-20; Brent Little 2-19; Ryan Beeler 1-61; Antione Jackson 1-22; Micah Turner 1-6. SEMO-Joseph Tuineau 4-43; Samora Goodson 4-10; T.J. Milicic 3-86; Jamel Oliver 3-50; Antonio Scaife 3-25; Brian Matthews 3-17; Scott Nessmith 2-31; Brando Simpson 2-27; John Radney 1-1; Elton Peterson 1-minus 2; Austen Collins 1-minus 4.

## Southern Illinois 82, Union 7

Sept. 10, 2005, McAndrew Stadium (Attendance: 9,557)

CARBONDALE — Southern Illinois routed Union (Ky.), 82-7, as the Salukis rolled up the second-highest point total in school history.

Union (0-2) plays at the NAIA level and was no match for the Salukis (2-0), who are ranked #4 in the nation in I-AA. SIU netted an even 600 yards of total offense, while holding the Bulldogs to minus-14 yards rushing.

Saluki head coach Jerry Kill took most of his starters out of the game during Southern's 41-point second quarter. He said he was pleased with the intensity his team displayed throughout the evening.

"I told them I don't care who you are playing, we are going to go out there and play hard every time and represent Southern Illinois," he said. "We played a lot of people and got a good look at a lot of people, and now we need to heal up and get ready for next week."

SIU led just 14-0 early in the second period when safety A.J. Wallace intercepted a Joey Waters pass and sprinted 23 yards for a touchdown.

Wallace's score opened the floodgates for SIU, as they tacked on five more touchdowns before halftime.

Included in the scoring burst were a pair of touchdown catches by wide receiver Brent Little. Little caught four passes on the night and finished with 138 receiving yards, the fourth time in his career he's topped the century mark. He also moved into third place in career receiving yards at SIU with 1,679.

Little said although the score was lopsided, the game was beneficial for the Salukis.

"We got some good looks (from Union), some things we haven't seen," he said. "It was a great team for us to work on some things that we don't normally do."

Saluki starting tailback Arkee Whitlock was impressive in his brief appearance, rushing six times for 76 yards and two touchdowns in a brief appearance.

Whitlock echoed Little's sentiment that the game was indeed worthwhile.

"Our focus in tonight's game was to execute plays, no matter who we were playing," Whitlock said. "(We) tried to take a few knocks and hit everybody hard."

### Game Summary

Score by Quarters	1	2	3	4	Score
Union	0	7	0	0	7
Southern Illinois	14	41	14	13	82

### Scoring Summary

1st	S	Whitlock 2 yd run
	S	Allen 11 yd pass from Sambursky
2nd	S	Wallace 23 yd interception return
	S	Little 48 yd pass from Sambursky
	UC	Stunson 8 yd pass from Waters
	S	A. Jackson 5 yd run
	S	Whitlock 45 yd run
	S	Little 31 yd pass from Hill
	S	C. Turner 3 yd run
3rd	S	Thomas 9 yd run
	S	Beeler 17 yd pass from Hill
4th	S	Thomas 5 yd run
	S	Thomas 35 yd run

### Team Stats

	UC	SIU
FIRST DOWNS	11	27
RUSHES-YARDS (NET)	34-14	39-309
PASSING YDS (NET)	173	291
Passes Att-Comp-Int	36-19-2	14-12-0
TOTAL OFFENSE PLAYS-YARDS	70-159	53-600
Fumble Returns-Yards	0-0	0-0
Punt Returns-Yards	1-11	6-109
Kickoff Returns-Yards	12-197	2-95
Interception Returns-Yards	0-0	2-23
Punts (Number-Avg)	10-42.4	2-43.5
Fumbles-Lost	1-0	0-0
Penalties-Yards	6-48	12-91
Possession Time	35:32	24:28
Third-Down Conversions	4 of 17	1 of 4
Fourth-Down Conversions	0 of 2	0 of 1
Red-Zone Scores-Chances	1-2	7-7
Sacks By: Number-Yards	0-0	7-45

RUSHING: UC-Dominic Yuille 11-12; Damian Smith 4-5; Steven Stunson 2-1; Andy Tavarez 1-1; Kyle Callahan 0-0; TEAM 2-minus 9; Courtney Elesby 1-minus 11; Joey Waters 7-minus 13. SIU-Renell Thomas 9-96; Arkee Whitlock 6-76; Nick Hill 5-52; Craig Turner 5-46; Antione Jackson 6-26; Brandon Smith 2-8; Jon Habbe 1-3; Fred Rosas 1-2; Patrick Whalen 1-1; Joel Sambursky 2-0; TEAM 1-minus 1.

PASSING: UC-Joey Waters 15-25-1-96; Kyle Callahan 4-10-0-77; Marcus Marshall 0-1-0-0; TEAM 0-0-0-0. SIU-Joel Sambursky 6-8-0-161; Nick Hill 6-6-0-130.

RECEIVING: UC-Courtney Elesby 7-70; Dominic Yuille 3-9; David Fairbanks 2-14; Steven Stunson 2-8; Kyle Callahan 1-31; Ryan Chambers 1-20; Shawn Kelly 1-10; Chris Collopy 1-7; Jason Buster 1-4. SIU-Brent Little 4-134; Kellen Allen 2-32; Ryan Beeler 2-32; Chris Kupec 1-49; Arkee Whitlock 1-23; Jay Uptegrove 1-11; Nigel LeBlanc 1-10.

## Western Michigan 34, Southern Illinois 28

Sept. 17, 2005, Waldo Stadium (Attendance: 24,497)

KALAMAZOO, Mich. — Southern Illinois quarterback Joel Sambursky felt confident victory was at hand when the Salukis took possession of the ball with 1:51 left on the clock, trailing Western Michigan, 34-28.

A gutsy, fifth-year senior, Sambursky has made a career of leading his team to dramatic last-minute victories. Tonight would be no different, he thought.

"I had a big smile on my face and was telling everybody, 'this is why we play the game,'" a disheartened Sambursky said afterward. "There wasn't doubt in our minds."

Sambursky was dejected because Broncos' linebacker Dustin Duclo intercepted his pass with 1:14 remaining to snuff out a promising Southern Illinois drive and preserve a Western Michigan victory.

The Salukis (2-1) appeared headed for the game-winning score as Sambursky deftly maneuvered his team from its own 26 yardline to the Broncos' 45. The Payton Award candidate connected three times on the drive with sideline passes to a wide open Brent Little.

Then he tried to hit tight end Micah Turner over the middle. The pass was high, and Duclo picked it off and took a knee at the Western 33. Game over.

"I'm not going to blame Joel for that," Saluki head coach Jerry Kill said. "We should have made a better call. We should have stayed out on the edge with it, out on the perimeter."

Kill said he, too, believed victory was imminent when the Salukis took possession with the game on the line. He's seen his star quarterback do it so many times.

"I felt we were going to win the game," Kill said. "There wasn't a doubt in my mind."

The defeat was a bitter pill, because Southern had momentum going its way in the first half, only to lose it with a series of costly mistakes.

The Salukis led 21-10 in the second quarter after Sambursky threw touchdown passes of 58 yards and nine yards to Little and Turner, respectively.

The loss overshadowed a pair of brilliant offensive performances for SIU.

Arkee Whitlock had a banner day, rushing for 115 yards on 20 carries. Little had his second-straight 100+ yard receiving game with 152 yards.

"We're going to hurt for a couple of days, because it's a game we think we could've won," Kill said.

### Game Summary

Score by Quarters	1	2	3	4	Score
Southern Illinois	7	14	0	7	28
Western Michigan	10	7	14	3	34

### Scoring Summary

1st	S	Brachear 79 yd interception return
	W	Meyer 20 yd field goal
	W	Jennings 8 yd pass from Cubit
2nd	S	Little 58 yd pass from Sambursky
	S	M. Turner 9 yd pass from Sambursky
	W	Riley 5 yd run
3rd	W	Scheffler 1 yd pass from Cubit
	W	Jennings 19 yd pass from Cubit
4th	S	C. Turner 1 yd run
	W	Meyer 27 yd field goal

### Team Stats

	SIU	WMU
FIRST DOWNS	18	22
RUSHES-YARDS (NET)	35-117	37-178
PASSING YDS (NET)	241	262
Passes Att-Comp-Int	30-15-2	45-26-2
TOTAL OFFENSE PLAYS-YARDS	65-358	82-440
Fumble Returns-Yards	0-0	0-0
Punt Returns-Yards	1-5	5-25
Kickoff Returns-Yards	5-130	4-83
Interception Returns-Yards	2-87	2-8
Punts (Number-Avg)	6-36.7	5-43.0
Fumbles-Lost	2-1	2-0
Penalties-Yards	9-67	12-74
Possession Time	25:36	34:24
Third-Down Conversions	4 of 11	8 of 18
Fourth-Down Conversions	0 of 1	1 of 2
Red-Zone Scores-Chances	2-3	6-6
Sacks By: Number-Yards	0-0	2-24

RUSHING: S-Arkee Whitlock 20-115; Craig Turner 4-16; Antione Jackson 2-5; Brent Little 1-5; Joel Sambursky 8-minus 24. WMU-Trovon Riley 30-156; Greg Jennings 2-16; Joe Chapple 1-6; Ryan Cubit 2-6; TEAM 2-minus 6.

PASSING: S-Joel Sambursky 15-30-2-24.1; WMU-Ryan Cubit 26-45-2-26.2.

RECEIVING: S-Brent Little 7-152; Chris Kupec 2-36; Alan Turner 2-27; Micah Turner 2-12; Kellen Allen 1-9; J.T. Wise 1-5. WMU-Greg Jennings 9-109; Trovon Riley 9-78; Tony Scheffler 5-44; Joe Chapple 1-17; Brian Jackson 1-8; Ross Farren 1-6.

## Southern Illinois 30, Missouri State 23 (OT)

Oct. 1, 2005, McAndrew Stadium (Attendance: 13,140)

CARBONDALE — Southern Illinois quarterback Joel Sambursky tossed a 12-yard touchdown pass to J.T. Wise in overtime, and the Saluki defense stuffed Missouri State on 4th-and-goal at the 1 to give #2-ranked SIU a 30-23 victory at McAndrew Stadium.

Missouri State (2-2, 0-1) almost won the game in regulation when it had the ball 1st-and-goal at the Saluki 3 with 15 seconds left, but had to settle for a Jon Scifres game-tying field goal after a Lee Baker running play netted one yard.

Southern Illinois (3-1, 1-0) needed just two plays to find the end zone on the first possession of overtime.

Sambursky, who passed for 234 yards and three touchdowns on the day, hit Kellen Allen for 13 yards on the first play of OT, and then scrambled to his left on the next play to find his fullback open in the left flat for the score. For Wise, a blocking specialist, it was just his sixth-career reception.

"(Wise) does not get a lot of publicity," Sambursky said. "He opens up holes for people, but he deserves the game-winner."

"It was a play action, and no one was covering me," Wise said. "I was wide open, and it felt great. It was a big win."

The Bears had three cracks at the end zone from point-blank range in OT, but could not

score. After advancing the ball to the Saluki 1 via the pass, three-straight running plays up the middle netted no yards. On the final play of the game, RaMel McIntosh was dropped for a one-yard loss, and the Salukis stormed the field in celebration.

"We knew they were going to run the ball," said defensive tackle Mark Philipp. "We're a run-stop defense. We've got diesels in the middle."

Saluki head coach Jerry Kill said the excitement of the final defensive stand was enough to "make your old heart quit beating."

"You got to win somehow, some way, sometimes in college football," he said. "It's hard to win a game anymore."

The contest featured a marquee quarterback matchup between Sambursky, the defending Gateway Conference player-of-the-year, and the Bears' Scott Carroll.

"I kept saying all week that it was going to be a dogfight," Sambursky acknowledged. "I know that Scott Carroll has a great arm."

### Game Summary

Score by Quarters	1	2	3	4	OT	Score
Missouri State	0	10	0	13	0	23
Southern Illinois	7	7	3	6	7	30

### Scoring Summary

1st	S	Allen 8 yd pass from Sambursky
2nd	S	Sambursky 12 yd run
	M	Scifres 32 yd field goal
	M	McIntosh 1 yd run
3rd	S	Coffin 25 yd field goal
4th	S	Allen 10 yd pass from Sambursky
	M	Scifres 39 yd field goal
	M	Baker 47 yd pass from Carroll
	M	Scifres 24 yd field goal
OT	S	Wise 12 yd pass from Sambursky

### Team Stats

	MSU	SIU
FIRST DOWNS	23	22
RUSHES-YARDS (NET)	34-115	45-176
PASSING YDS (NET)	344	234
Passes Att-Comp-Int	43-27-0	25-18-0
TOTAL OFFENSE PLAYS-YARDS	77-459	70-410
Fumble Returns-Yards	0-0	0-0
Punt Returns-Yards	2-12	1-12
Kickoff Returns-Yards	2-30	0-0
Interception Returns-Yards	0-0	0-0
Punts (Number-Avg)	2-44.0	4-28.5
Fumbles-Lost	1-0	2-1
Penalties-Yards	3-25	7-60
Possession Time	25:40	34:20
Third-Down Conversions	10 of 17	9 of 15
Fourth-Down Conversions	0 of 1	1 of 1
Red-Zone Scores-Chances	5-6	4-5
Sacks By: Number-Yards	3-27	2-5

RUSHING: MSU-Lee Baker 18-78; P.J. Iknor 4-20; RaMel McIntosh 5-7; Scott Carroll 6-6; Jeff Sargent 1-4. SIU-Arkee Whitlock 23-121; Craig Turner 8-47; Antione Jackson 2-5; Joel Sambursky 11-3; TEAM 1-0.

PASSING: MSU-Scott Carroll 27-41-0-344; TEAM 0-2-0-0. SIU-Joel Sambursky 18-25-0-234.

RECEIVING: MSU-Michael Sparks 8-74; Calvin Nealy 5-38; J. Nicholson 4-84; Kaya Farris 4-49; Lee Baker 3-81; Payne Hall 2-19; Jeff Sargent 1-minus 1. SIU-Kellen Allen 7-81; Arkee Whitlock 5-72; Brent Little 2-40; Craig Turner 1-19; J.T. Wise 1-12; Chris Kupec 1-5; Alan Turner 1-5



## Southern Illinois 34, Western Illinois 24

Oct. 8, 2005, McAndrew Stadium (Attendance: 10,112)

MACOMB, Ill. — After running roughshod over Gateway Conference teams in 2004, Southern Illinois has found the trek more difficult in 2005.

The #2-ranked Salukis beat Western Illinois, 34-24, at Hanson Field, but for the second-straight week, the victory was in doubt until late.

Last year, SIU beat Gateway teams by an average of 31 points per game. This year, Southern Illinois (4-1, 2-0) needed overtime to beat Missouri State a week ago and found itself tied with Western Illinois (2-4, 0-2) late in the third quarter.

"We are not going to be able to beat teams by 50 points," said Saluki quarterback Joel Sambursky. "I wish we could walk in and score 50 a game and walk away with a victory, but it's not going to be like that. Every game is going to be a dog-fight."

Fortunately for the Salukis, Sambursky is at his best in pressure situations. With the score tied, 17-17, he hit Kellen Allen on a 47-yard touchdown pass with 57 seconds to go in the third quarter. The play stemmed Western's momentum, as the Leathernecks had rallied from a 17-3 deficit to tie the game on their previous possession.

The teams traded fourth quarter touchdowns, and the Salukis were able to seal the victory with a 9-play, 41-yard drive that resulted in a Craig Coffin 27-yard field goal with 1:48 left in the game.

It was an up-and-down night for the Saluki defense. On the plus side, it sacked Leatherneck quarterback Steve LaFalce nine times, including three by defensive end Lorenzo Wims and two by Lionel Williams. However, LaFalce was still effective, passing for 352 yards.

"I am just happy with the defense period," said Coach Kill. "I thought we played as hard as I've seen us play in a long time."

"I like the way we flew around and chased the ball. It all starts with the guys up front, and they got after it tonight."

SIU's offense played without starting running back Arkee Whitlock, who was injured last week against Missouri State.

Craig Turner totaled 142 rushing yards and three touchdowns subbing for Whitlock, but 72 yards came on one second quarter run, as the Salukis had difficulty moving the ball on the ground.

"We all know how valuable Arkee is to our football team," said Kill. "Craig had some big plays, we are glad he stepped in there and did a good job."

### Game Summary

Score by Quarters	1	2	3	4	Score
Southern Illinois	10	7	7	10	34
Western Illinois	3	7	7	7	24

### Scoring Summary

1st	S	C. Turner 2 yd run
	W	Rowan 27 yd field goal
	S	Coffin 43 yd field goal
2nd	S	C. Turner 72 yd run
	W	Sims 9 yd pass from LaFalce
3rd	W	Sims 4 yd pass from LaFalce
	S	Allen 47 yd pass from Sambursky
4th	S	C. Turner 1 yd run
	W	Gray 13 yd pass from LaFalce
	S	Coffin 27 yd field goal

### Team Stats

	SIU	WUI
FIRST DOWNS	13	21
RUSHES-YARDS (NET)	37-156	33-20
PASSING YDS (NET)	192	352
Passes Att/Comp/Int	21-11-1	44-29-1
TOTAL OFFENSE PLAYS-YARDS	58-348	77-372
Fumble Returns-Yards	0-0	0-0
Punt Returns-Yards	0-0	5-3
Kickoff Returns-Yards	2-22	7-168
Interception Returns-Yards	1-24	1-14
Punts (Number-Avg)	6-36.7	5-37.0
Fumbles-Lost	2-1	3-1
Penalties-Yards	6-46	8-61
Possession Time	26:45	33:15
Third-Down Conversions	3 of 12	4 of 16
Fourth-Down Conversions	0 of 0	0 of 3
Red-Zone Scores-Chances	3-4	4-5
Sacks By: Number-Yards	9-76	2-12

RRUSHING: SIU-Craig Turner 22-142; Antione Jackson 6-18; Joel Sambursky 6-minus 1; TEAM 3-minus 3. WUI-Travis Glasford 12-53; Alex Douglas 4-9; Kris Coffee 1-2; Steve LaFalce 16-minus 44.

PASSING: SIU-Joel Sambursky 11-21-192. WUI-Sve LaFalce 29-43-1-352; Team 0-1-0-0.

RECEIVING: SIU-Alan Turner 4-55; Kellen Allen 2-63; Chris Kupec 2-26; Micah Turner 1-33; Brent Little 1-11; J.T. Wise 1-4. WUI-Reggie Gray 10-85; Marco Thomas 8-181; Carl Sims 4-62; Travis Glasford 4-14; Boome Moore 2-11; Alex Douglas 1-minus 1.

## Illinois State 61, Southern Illinois 35

Oct. 15, 2005, McAndrew Stadium (Attendance: 11,381)

CARBONDALE — Southern Illinois' reign of dominance in the Gateway Conference ended at McAndrew Stadium as Illinois State stunned the nation's #1-ranked team, 61-35.

The lopsided defeat took its toll on Saluki head coach Jerry Kill, who had a seizure on the sideline with 30 seconds remaining in the contest. Seizures are a medical condition that have surfaced several times during Kill's coaching career and do not seriously affect his health.

Players from both teams kneeled on the field and prayed for the Saluki coach as he was taken to Carbondale Memorial Hospital for observation. Kill had a seizure in 2001 shortly after the Salukis lost to Missouri State and returned to coach the following week.

"Obviously, we are not going to worry about the football game right now," Saluki defensive coordinator Tracy Claeys said. "(Coach Kill's) health and his family are the biggest concern we have now, and we will worry about the football part of it tomorrow."

It was clear from the outset of the contest that things were not going to go Southern's way. On SIU's first drive, an apparent dropped pass by wide receiver Brent Little was ruled a fumble, and the Redbirds recovered at SIU's 25.

Two plays later, Illinois State running back Brian Thompson scored the first of his four touchdowns on the night on a one-yard plunge.

The Redbirds (4-3, 1-2) never let up, thereafter.

Illinois State jumped to a 21-0 lead at the end of the first quarter, and the rout was on. Even though Southern closed the gap to 21-14, the Redbirds responded with 17 points in the final 3:30 of the second quarter to build a 38-14 halftime advantage.

"Some days, everything that can go bad, does go bad," Claeys said. "Obviously, that's the night that we had...obviously we have problems that need to be corrected."

All told, Southern yielded 594 yards of total offense, the most allowed by a Saluki defense since Division I-A Eastern Michigan racked up 596 yards in a double overtime game against Southern in 2002.

"Who would have thought?" said Saluki safety Jamarquis Jordan.

### Game Summary

Score by Quarters	1	2	3	4	Score
Illinois State	21	17	17	6	61
Southern Illinois	0	14	7	14	35

### Scoring Summary

1st	I	Thompson 1 yd run
	I	Jackson 6 yd pass from Drone
	I	Thompson 8 yd run
2nd	S	Whitlock 1 yd run
	S	Little 25 yd pass from Sambursky
	I	Mazur 20 yd field goal
	I	Jackson 30 yd pass from Drone
	I	Thompson 1 yd run
3rd	I	Thompson 30 yd run
	I	Mazur 27 yd field goal
	S	B. Jones 4 yd pass from Sambursky
	I	Robinson 60 yd pass from Drone
4th	I	Rembert 8 yd run
	S	Hill 12 yd run
	S	A. Jackson 1 yd run

### Team Stats

	ISU	SIU
FIRST DOWNS	27	25
RUSHES-YARDS (NET)	41-275	36-158
PASSING YDS (NET)	319	266
Passes Att/Comp/Int	29-23-0	39-24-1
TOTAL OFFENSE PLAYS-YARDS	70-594	75-424
Fumble Returns-Yards	1-19	0-0
Punt Returns-Yards	2-2	1-4
Kickoff Returns-Yards	5-96	10-144
Interception Returns-Yards	1-6	0-0
Punts (Number-Avg)	2-39.0	3-33.7
Fumbles-Lost	0-0	3-2
Penalties-Yards	10-114	9-62
Possession Time	31:09	28:51
Third-Down Conversions	6 of 12	7 of 14
Fourth-Down Conversions	1 of 1	2 of 3
Red-Zone Scores-Chances	7-7	4-4
Sacks By: Number-Yards	3-13	0-0

RUSHING: ISU-Brian Thompson 21-165; Pierre Rembert 12-87; Tristan Borzick 6-17; Luke Drone 2-6. SIU-Arkee Whitlock 21-83; Nick Hill 4-50; Joel Sambursky 8-18; Antione Jackson 3-7.

PASSING: ISU-Luke Drone 23-29-0-319. SIU-Joel Sambursky 16-28-1-180; Nick Hill 8-11-0-86.

RECEIVING: ISU-Lauren Robinson 9-180; Pierre Jackson 5-70; Jason Horton 3-12; Dave Mordis 2-19; Brian Thompson 1-22; Jonathan Denley 1-12; Tristan Borzick 1-4; Kevin Kregler 1-0. SIU-Brent Little 6-87; Kellen Allen 4-34; Braden Jones 4-26; Chris Kupec 2-26; Antione Jackson 2-24; Arkee Whitlock 2-21; Micah Turner 1-18; Alan Turner 1-16; Ryan Beeler 1-9; J.T. Wise 1-5.

## Southern Illinois 42, Indiana State 20

Oct. 18, 2005, Memorial Stadium (Attendance: 3,714)

TERRE HAUTE, Ind. — Saluki football coach Jerry Kill wasn't expected to attend the game at Indiana State, one day after he was released from the hospital.

Yet there he was on the sidelines, coaching and helping inspire Southern Illinois to a 42-20 victory over the Sycamores.

SIU's fifth-year head coach suffered a seizure on the sidelines of last week's game and spent all week in the hospital. Defensive coordinator Tracy Claeys said he wasn't surprised Kill made it.

"He loves those kids, and he loves us, and if he felt good enough to be here, he wasn't going to let them down," Claeys said. "It just says how much the players mean to him."

His presence gave Southern Illinois (5-2, 3-1) an emotional boost as it jumped out to a 28-14 halftime lead.

Although he wasn't wearing his trademark headset, Kill could be seen and heard encouraging his players.

Senior quarterback Joel Sambursky responded with a day of crisp passing. In the first half alone, Sambursky completed 14-of-17 passes, including touchdown throws to Brent Little, J.T. Wise and Alan Turner.

"All of the veterans knew that Coach Kill was going to be there, even if all the doctors told him not to," Sambursky said.

Saluki RB Arkee Whitlock, who carried 23 times for 140 yards and two TDs, said having Kill on the sidelines demonstrated a point the head coach frequently makes to the players.

"Coach talks about being mentally tough," Whitlock said. "And he is one of the mentally toughest guys I've ever seen."

The game was closer than the final score indicated. Using a no-huddle, spread offense, the Sycamores moved the ball efficiently through the air against SIU's defense. Southern was held scoreless in the third quarter, and the Sycamores (0-8, 0-4) closed to within 28-20 early in the fourth on a pair of Kyle Hooper field goals.

"When we had to have a score, (the offense) came back and did it," Claeys said.

Claeys said it was the hardest week of his coaching career.

"(Kill) means so much to us," he said. "We had one goal, and that was to get on that bus with a smile."

After the game, Kill gathered his team on the 50-yardline and made an emotional speech, telling them how proud he was of the way they've held together during a difficult week.

### Game Summary

Score by Quarters	1	2	3	4	Score
Southern Illinois	7	21	0	14	42
Indiana State	7	7	3	3	20

### Scoring Summary

1st	S	A. Jackson 1 yd run
	I	Berman 10 yd pass from Baggett
2nd	S	Little 21 yd pass from Sambursky
	S	Wise 7 yd pass from Sambursky
	I	Berman 42 yd pass from Baggett
	S	A. Turner 10 yd pass from Sambursky
3rd	I	Hooper 27 yd field goal
4th	I	Hooper 47 yd field goal
	S	Whitlock 2 yd run
	S	Whitlock 19 yd run

### Team Stats

	SIU	INS
FIRST DOWNS	25	23
RUSHES-YARDS (NET)	43-243	31-114
PASSING YDS (NET)	220	289
Passes Att-Comp-Int	24-19-0	46-32-0
TOTAL OFFENSE PLAYS-YARDS	67-463	77-403
Fumble Returns-Yards	0-0	0-0
Punt Returns-Yards	2-17	1-1
Kickoff Returns-Yards	4-74	6-104
Interception Returns-Yards	0-0	0-0
Punts (Number-Avg)	3-43.3	2-17.0
Fumbles-Lost	1-1	0-0
Penalties-Yards	7-54	6-43
Possession Time	31:03	28:57
Third-Down Conversions	6 of 11	8 of 16
Fourth-Down Conversions	2 of 2	1 of 2
Red-Zone Scores-Chances	5-6	2-3
Sacks By: Number-Yards	2-12	1-12

RUSHING: SIU-Arkee Whitlock 22-137; Antione Jackson 11-57; Renell Thomas 3-37; Joel Sambursky 7-12. INS-Andre Forte 18-104; Cornel Johnson 8-26; Brian Lewis 1-1; Carl Berman 1-minus 2; Ben Schmidt 1-minus 3; Blayne Baggett 2-minus 12.

PASSING: SIU-Joel Sambursky 19-24-0-220. INS-Blayne Baggett 32-45-0-289; Ben Schmidt 0-1-0-0.

RECEIVING: SIU-Alan Turner 6-95; Brent Little 6-69; Quorey Payne 3-31; J.T. Wise 2-20; Arkee Whitlock 2-5. INS-Carl Berman 9-102; Jami Petrowski 7-28; Sam Logan 6-79; Ben Schmidt 4-29; Cornel Johnson 3-41;

## Southern Illinois 31, Western Kentucky 20

Oct. 27, 2005, L.T. Smith Stadium (Attendance: 10,701)

BOWLING GREEN, Ky. — Southern Illinois rallied from a second-half deficit to stun #1-ranked Western Kentucky, 31-20, in a nationally televised Thursday night game on ESPN.

The #8-ranked Salukis (6-2, 4-1) desperately needed the win to keep their conference championship and playoff hopes alive. A loss would have virtually ended Southern's chances of a third-straight title.

Now, the Salukis and Western Kentucky (6-2, 4-1) both trail unbeaten Youngstown State (7-1, 4-0) by half a game. SIU hosts Youngstown next Saturday.

"It's a huge win for us up here on the road," Saluki head coach Jerry Kill said. "This gets us right back in it, and we are back into controlling some things."

Southern was anything but in control until late in the third quarter.

Trailing 13-7, and with the season hanging in the balance, the Saluki offense came to life.

Quarterback Joel Sambursky, who had thrown a pair of first-half interceptions, marched his team 72 yards in eight plays for a momentum-shifting touchdown with 2:35 to go in the quarter. Arkee Whitlock's 11-yard TD scamper gave SIU a 14-13 lead and breathed life into the Saluki bench.

Simultaneously, the wheels seemed to fall off for Western Kentucky.

The Hilltoppers' next drive stalled at their own 25. Tanner Stewart's punt was then blocked by SIU's Braden Jones, and scooped up and returned for a touchdown by Jamarquis Jordan.

"Coach (Jay) Sawvel told me there was a good chance a hole would open up for me, and I would be able to get back there and make a play on the ball," said Jones, who has blocked two punts this season. "My hat is off to coach for coming up with a good scheme and putting me in a position to make a play."

The Salukis' second TD in less than two minutes put them ahead, 21-13, with 56 seconds remaining in the third quarter.

It also left the Hilltoppers dazed.

Whitlock turned in a gem of a performance, rushing for a career-high 207 yards. It was the most yards by a Saluki back since Muhammad Abdulqaadir rushed for 209 against Northern Iowa three years ago.

### Game Summary

Score by Quarters	1	2	3	4	Score
Southern Illinois	0	7	14	10	31
Western Kentucky	3	7	3	7	20

### Scoring Summary

1st	W	James 43 yd field goal
2nd	S	Whitlock 45 yd run
	W	Haddix 2 yd run
3rd	W	James 29 yd field goal
	S	Whitlock 11 yd run
	S	J. Jordan 24 yd blocked punt return
4th	S	Coffin 18 yd field goal
	S	Whitlock 1 yd run
	W	Clemons 3 yd pass from Haddix

### Team Stats

	SIU	WKU
FIRST DOWNS	19	14
RUSHES-YARDS (NET)	42-216	41-137
PASSING YDS (NET)	159	197
Passes Att-Comp-Int	19-14-2	23-12-1
TOTAL OFFENSE PLAYS-YARDS	61-375	64-334
Fumble Returns-Yards	0-0	0-0
Punt Returns-Yards	1-24	1-0
Kickoff Returns-Yards	4-72	6-129
Interception Returns-Yards	1-2	2-0
Punts (Number-Avg)	2-32.0	3-18.7
Fumbles-Lost	0-0	3-1
Penalties-Yards	8-44	5-37
Possession Time	33:32	26:28
Third-Down Conversions	6 of 12	3 of 14
Fourth-Down Conversions	0 of 1	3 of 4
Red-Zone Scores-Chances	3-3	3-3
Sacks By: Number-Yards	4-19	2-9

RUSHING: SIU-Arkee Whitlock 33-207; Joel Sambursky 7-6; Antione Jackson 2-3. WKU-Stephen Willis 20-80; Justin Haddix 16-29; Jack Rafferty 1-18; Lerron Moore 2-9; Tanner Siewert, Ross Cassity 1-0.

PASSING: SIU-Joel Sambursky 14-19-2-159. WKU-Justin Haddix 12-23-1-197.

RECEIVING: SIU-Kellen Allen 4-36; Quorey Payne 3-24; Chris Kupec 2-38; Brent Little 2-28; Alan Turner 1-16; Micah Turner 1-11; Arkee Whitlock 1-6. WKU-M. Perkins 6-121; Cory Clemons 3-20; C. Hamilton 2-51; Chris Jackson 1-5.



## Southern Illinois 31, Youngstown State 17

Nov. 5, 2005, McAndrew Stadium (Attendance: 8,017)

CARBONDALE — Driving into the teeth of a staggering 30-mph wind, Southern Illinois scored two touchdowns in the fourth quarter to pull off a 31-17 victory against Youngstown State and clinch at least a tie for the Gateway Conference championship.

The win put the #5-ranked Salukis (7-2, 5-1) alone atop the Gateway, with an opportunity to win the title outright and secure the league's automatic playoff berth if they beat Northern Iowa next Saturday.

The #15-ranked Penguins (7-3, 4-2) lost their second-straight conference game and dropped into a three-way tie for second place with Northern Iowa and Western Kentucky.

Although Southern Illinois scored 24 unanswered points in the second half, none were bigger than the fourth quarter TD that came on a Joel Sambursky to Kellen Allen 9-yard fade pass to the left corner of the endzone with 4:51 remaining in the game.

"There wasn't one person going into halftime that didn't believe we would win," Sambursky said. "We just really believed in each other."

Not only did the Allen touchdown give the Salukis a 24-17 lead, but the drive itself consumed more than five minutes on the clock and defied a fierce wind that threatened to knock down each Sambursky pass. Nevertheless, the Saluki quarterback completed four tosses on the 10-play, 69-yard march, including a clutch 21-yard screen pass to Brent Little on a 3rd-and-14 play at the Youngstown 46.

"The conditions with the wind were crazy," Sambursky said. "But good teams find a way to win."

Saluki head coach Jerry Kill echoed those sentiments.

"Sometimes, it's not real pretty, but we are just finding a way to get it done," he said. "It has a lot to do with our seniors and our senior quarterback."

A sophomore punt returner, Craig Turner, put the finishing touches on the victory with a sensational 85-yard punt return for a TD with 3:05 remaining. It was the longest punt return for a score by a Saluki since Donnell Daniel ran one back 85 yards on Oct. 29, 1983.

"It looked like he was shot out of a rocket," Kill said. "It was fun to watch and a critical play in the game."

Much is at stake next week in the UNI Dome as the winner will claim the Gateway's automatic playoff bid. SIU has lost nine-straight there.

### Game Summary

Score by Quarters	1	2	3	4	Score
Youngstown State	7	10	0	0	17
Southern Illinois	7	0	10	14	31

### Scoring Summary

1st	Y	King 17 yd pass from Zetts
	S	B. Jones 5 yd pass from Sambursky
2nd	Y	Marshall 72 yd pass from Zetts
	Y	Palmer 30 yd field goal
3rd	S	Allen 16 yd pass from Sambursky
	S	Coffin 19 yd field goal
4th	S	Allen 9 yd pass from Sambursky
	S	C. Turner 85 yd punt return

### Team Stats

	YSU	SIU
FIRST DOWNS	23	20
RUSHES-YARDS (NET)	36-85	36-119
PASSING YDS (NET)	297	235
Passes Att-Comp-Int	35-19-1	27-17-0
TOTAL OFFENSE PLAYS-YARDS	71-382	63-354
Fumble Returns-Yards	1-9	0-0
Punt Returns-Yards	0-0	2-90
Kickoff Returns-Yards	2-25	0-0
Interception Returns-Yards	0-0	1-0
Punts (Number-Avg)	6-30.7	4-32.5
Fumbles-Lost	4-1	2-1
Penalties-Yards	4-30	4-40
Possession Time	31:03	28:57
Third-Down Conversions	5 of 15	9 of 14
Fourth-Down Conversions	1 of 1	0 of 0
Red-Zone Scores-Chances	2-2	4-4
Sacks By: Number-Yards	2-18	6-31

RUSHING: YSU-Marucus Mason 20-74; Demetrius Ison 2-11; Regis Edgerson 3-2; Vince Gliatta 3-0; Tom Zetts 8-minus 2. SIU-Arkee Whitlock 26-124; Antione Jackson 1-2; TEAM 2-minus 2; Joel Sambursky 7-minus 5.

PASSING: YSU-Tom Zetts 18-31-1-291; Vince Gliatta, 1-4-0-6. SIU-Joel Sambursky 17-26-0-235; Nick Hill 0-1-0-0.

RECEIVING: YSU-Jameson Evans 6-74; Kyle Smith, 3-53; Aaron Marshall 2-91; T.J. Peterson 2-27; Damian Wright 2-15; Marcus Mason 2-12; Max King 1-17; Derrick Bush 1-8. SIU-Braden Jones 6-89; Kellen Allen 3-64; Brent Little 3-47; Chris Kupec 1-12; J.T. Wise 1-9; Arkee Whitlock 1-7; Quorey Payne 1-4; Micah Turner 1-3.

## Northern Iowa 25, Southern Illinois 24

Nov. 12, 2004, UNI Dome (Attendance: 15,536)

CEDAR FALLS, Iowa — Northern Iowa, facing a must-win situation in order to make the I-AA Playoffs, rallied from a two-touchdown deficit in the fourth quarter to beat Southern Illinois, 25-24, at the sold-out UNI Dome.

With 2:38 remaining in the game, no timeouts and facing 4th-and-2 at the Salukis' 35, UNI's Eric Sanders hit Jamie Goodwin with a 35-yard touchdown pass to give the Panthers their first lead of the game, 25-24.

The Salukis tried to answer in the final two minutes, but came up inches short on a Joel Sambursky to Arkee Whitlock fourth down pass at the SIU 49, handing the ball back to UNI with 19 seconds remaining.

The #14-ranked Panthers (7-3, 5-2) finished the Gateway Conference regular season tied for first place with the #4-ranked Salukis (7-3, 5-2), but they will receive the league's automatic bid to the playoffs by virtue of beating SIU.

"We can't sit here and dwell on it," head coach Jerry Kill said. "We can feel bad for a day, but then we have to get ready for the next one."

"It really stings badly, but the season is not over," said Sambursky. "Everybody in (the lockerroom) is hurting. The guys who have been here four or five years -- it hurts badly. But good teams battle back, and we've got to."

Southern Illinois now faces a do-or-die game of its own next Saturday when it hosts North Dakota State in a non-conference matchup of nationally ranked teams and playoff hopefuls.

"I'm certainly going to attack it as a must-win, no question about that," Kill said.

"We're not down on each other," defensive tackle Mark Philipp said. "We've always had that fight-back spirit. This next one is a must."

Traditionally, a team needs seven Division I wins to receive serious consideration for one of the eight at-large bids to the playoffs. The Salukis currently have six Division I wins and one NAIA win against Union (Ky.).

The loss overshadowed a tremendous individual performance by Saluki running back Arkee Whitlock, who ran for 167 yards and averaged nearly seven yards per carry.

"I'm frustrated for (the players)," Kill said. "They played hard and gave everything they had."

### Game Summary

Score by Quarters	1	2	3	4	Score
Southern Illinois	3	14	7	0	24
Northern Iowa	0	7	3	15	25

### Scoring Summary

1st	S	Coffin 36 yd field goal
2nd	S	Whitlock 12 yd run
	N	Goodwin 32 yd pass from Sanders 7
	S	Allen 25 yd pass from Sambursky
3rd	N	Winger 46 yd field goal
	S	M. Turner 28 yd pass from Sambursky
4th	N	Wingert 21 yd field goal
	N	Hunter 13 yd pass from Sanders
	N	Goodwin 35 yd pass from Sanders

### Team Stats

	SIU	UNI
FIRST DOWNS	25	24
RUSHES-YARDS (NET)	42-212	33-138
PASSING YDS (NET)	253	272
Passes Att-Comp-Int	29-22-0	33-22-0
TOTAL OFFENSE PLAYS-YARDS	71-465	66-410
Fumble Returns-Yards	0-0	0-0
Punt Returns-Yards	2-21	1-8
Kickoff Returns-Yards	3-71	4-135
Interception Returns-Yards	0-0	0-0
Punts (Number-Avg)	4-36.2	3-43.0
Fumbles-Lost	3-1	0-0
Penalties-Yards	9-80	6-45
Possession Time	32:41	27:19
Third-Down Conversions	5 of 12	7 of 14
Fourth-Down Conversions	0 of 1	1 of 1
Red-Zone Scores-Chances	2-3	2-2
Sacks By: Number-Yards	1-8	3-19

RUSHING: SIU-Arkee Whitlock 25-167; Antione Jackson 9-61; Craig Turner 1-2; Quorey Payne 1-minus 4; Joel Sambursky 6-minus 14. UNH-David Horne 2-103; Jason Breebland 1-18; Eric Sanders 7-9; Terrence Freeney 3-8.

PASSING: SIU-Joel Sambursky 22-29-0-253. UNI-Eric Sanders 22-33-0-272.

RECEIVING: SIU-Brent Little 4-74; Kellen Allen 4-54; Micah Turner 3-44; Arkee Whitlock 3-18; Braden Jones 2-18; Quorey Payne 2-15; Chris Kupec 2-8; Alan Turner 1-15; J.T. Wise 1-7. UNH-Patrick Hunter, 5-68; Jamie Goodwin 4-90; David Horne, 4-25; Curt Bradley 3-12; Justin Surrency 2-42; Jason Breebland 1-19; James Lindgren 1-8; Brian Cutright 1-5; Terrence Freeney 1-3.

## Southern Illinois 9, North Dakota State 0

Nov. 19, 2004, McAndrew Stadium (Attendance: 5,809)

CARBONDALE — Southern Illinois is most likely playoff bound after blanking North Dakota State, 9-0, on a brisk, windy day at McAndrew Stadium.

The Salukis (8-3) will find out for sure on Sunday when the I-AA Playoffs field of 16 is announced at 12 p.m. CT on ESPN News.

But judging by the smiles in the post-game press conference, the #11-ranked Salukis know they're in.

"I don't know how they can keep us out," Saluki head coach Jerry Kill said afterward. "If not, just go ahead and send me some roses, because you'll have to bury me."

Saluki quarterback Joel Sambursky was more diplomatic regarding the team's chances of making the playoffs for the third-straight year.

"With the quality of our conference and having a conference championship, I think we have a lot of evidence on our part that makes for a good case," he said.

Southern Illinois scored all nine of its points off of Bison miscues in the second quarter.

The Salukis' first score was set up by a botched North Dakota State punt. Punter Cory Vartanian fielded a bad snap on one bounce and could not get a kick off before he was tackled by Jamarquis Jordan at the NDSU 11.

Three plays later, Arkee Whitlock ran it in from one yard out for a Saluki touchdown. He finished as the game's leading rusher with 115 yards.

The extra point was no good, giving SIU a 6-0 lead.

Later in the second quarter, Saluki punter Craig Coffin hit a line-drive punt that went off the leg of Bison player David Earl. Craig Turner recovered the loose football for SIU at the NDSU 8.

Although the Salukis were unable to move the ball, they settled for a Craig Coffin 26-yard field goal.

The windy playing conditions forced both teams to play conservatively.

"This was an old-fashioned football game -- the way football should be played, in my opinion," Kill said. "It was a great game to be involved in."

Saluki linebacker Phillip Doyle said that SIU's front six is as good as any.

"We love playing that lock-down, smashmouth defense," Doyle said. "I think we proved today that if you want to run the A-gaps against us, get ready."

"We're playing good football at the right time of the year," Kill said.

## Southern Illinois 21, Eastern Illinois 6

Nov. 26, 2005, O'Brien Stadium (Attendance: 2,896)

CHARLESTON, Ill. — Southern Illinois won its first I-AA Playoff game in 22 years, beating Eastern Illinois, 21-6.

Saluki fans had been waiting a long time for a playoff victory, and it showed. Of the estimated 5,000 in attendance at O'Brien Stadium, at least half were rooting for SIU, and their collective voices frequently drowned out the home team's fans.

"If not for the people of Southern Illinois, we don't win the game," Saluki head coach Jerry Kill said afterward.

Well, that's not entirely true. The gang in maroon & white did its share.

Southern Illinois (9-3) did not dominate the game, but it clearly won every phase of the contest, including the all-important special teams. Consider these facts.

SIU's offense featured three rushing touchdowns by Arkee Whitlock, plus a masterful 15-of-21 passing performance by quarterback Joel Sambursky.

The defense held Eastern Illinois (9-3) to 2.9 yards per rush attempt and did not allow a touchdown in three Panther trips inside the Saluki 20.

And the special teams delivered one of the game's biggest plays -- a blocked field goal late in the first half that stemmed Eastern's momentum after it had recovered a Sambursky fumble at the SIU 12.

"If you play good defense and do well in the kicking game, you have a chance to win games," Kill observed.

Immediately after the game, Kill and his coaching staff waited outside the locker room, giving the players a few minutes to celebrate the victory among themselves.

"We've got 22 seniors who have put a lot into this program," Kill said. "And this is their day today."

Sambursky, a fifth-year senior who was on the 2001 squad that finished 1-10, said he and his fellow seniors aren't ready for the season to end.

"Right now, we're playing for a championship, but we're also playing because we still want to be with each other one more week," he said. "That's probably more powerful than a championship. We're fighting like crazy because we love each other."

Whitlock came up shy of his ninth 100-yard rushing game of the season, carrying for 89 tough yards, but he scored all three Saluki touchdowns. His TD carries came from 6, 5 and 3 yards out.

### Game Summary

Score by Quarters	1	2	3	4	Score
North Dakota State	0	0	0	0	0
Southern Illinois	0	9	0	0	9

### Scoring Summary

2nd S	Whitlock 1 yd run
S	Coffin 26 yd field goal

### Team Stats

	NDSU	SIU
FIRST DOWNS	15	15
RUSHES-YARDS (NET)	39-135	34-132
PASSING YDS (NET)	112	135
Passes Att-Comp-Int	23-9-2	28-18-0
TOTAL OFFENSE PLAYS-YARDS	62-247	62-267
Fumble Returns-Yards	0-0	0-0
Punt Returns-Yards	5-40	2-16
Kickoff Returns-Yards	1-1	0-0
Interception Returns-Yards	0-0	2-22
Punts (Number-Avg)	5-49.8	9-39.6
Fumbles-Lost	3-2	1-1
Penalties-Yards	2-10	8-72
Possession Time	29:18	30:42
Third-Down Conversions	1 of 12	2 of 14
Fourth-Down Conversions	1 of 4	1 of 1
Red-Zone Scores-Chances	0-1	2-3
Sacks By: Number-Yards	2-12	2-16

RUSHING: NDSU-Kyle Steffes 13-65; Cinque Chapman 12-38; Ryan Parsons 8-31; Steve Walker 4-14; TEAM 2-minus 13. SIU-Arkee Whitlock 23-114; Antione Jackson 5-23; Craig Turner 1-3; Joel Sambursky 5-minus 8.

PASSING: NDSU-Steve Walker 7-17-1-67; Ryan Parsons 2-6-1-45. SIU-Joel Sambursky 18-28-0-135.

RECEIVING: NDSU-Kyle Steffes 3-36; AJ Cooper 2-30; Kole Heckendorf 2-23; John Majeski 1-20; Andy DeLaBarre 1-3. SIU-Kellen Allen 4-48; Brent Little 4-25; Arkee Whitlock 3-9; Braden Jones 2-21; J.T. Wise 2-8; Micah Turner 1-9; Quorey Payne 1-8; Antione Jackson 1-7.

### Game Summary

Score by Quarters	1	2	3	4	Score
Southern Illinois	7	0	7	7	21
Eastern Illinois	3	0	0	3	6

### Scoring Summary

1st E	Yates 32 yd field goal
S	Whitlock 6 yd run
3rd S	Whitlock
4th E	Wilke 34 yd field goal
S	Whitlock 3 yd run

### Team Stats

	SIU	EIU
FIRST DOWNS	14	17
RUSHES-YARDS (NET)	34-109	35-100
PASSING YDS (NET)	189	144
Passes Att-Comp-Int	21-15-0	37-18-1
TOTAL OFFENSE PLAYS-YARDS	55-298	72-244
Fumble Returns-Yards	0-0	0-0
Punt Returns-Yards	2-8	2-8
Kickoff Returns-Yards	2-28	2-65
Interception Returns-Yards	1-5	0-0
Punts (Number-Avg)	5-33.2	5-41.8
Fumbles-Lost	2-1	1-0
Penalties-Yards	5-40	8-40
Possession Time	29:11	30:49
Third-Down Conversions	4 of 10	8 of 19
Fourth-Down Conversions	0 of 0	1 of 3
Red-Zone Scores-Chances	3-5	2-3
Sacks By: Number-Yards	1-10	0-0

RUSHING: SIU-Arkee Whitlock 23-89; Joel Sambursky 5-15; Antione Jackson 3-5; Renell Thomas 1-4; TEAM 2-minus 4. EIU-Vincent Webb 17-80; Travorus Bess 10-24; Norris Smith 3-12; Chip Keys 1-2; Mike Donato 4-minus 18.

PASSING: SIU-Joel Sambursky 15-21-0-189. EIU-Mike Donato 18-36-1-144; Tom Schofield 0-1-0-0.

RECEIVING: SIU-Brent Little 6-58; Quorey Payne 2-68; Micah Turner 2-31; Chris Kupec 2-29; Arkee Whitlock 2-minus 2; J.T. Wise 1-5. EIU-Travorus Bess 4-22; Ryan Voss 3-39; Ben Blonn 3-31; Charles Owens 2-25; Norris Smith 2-13; Adam Parsill 1-7; Vincent Webb 1-4; Dave Campione 1-4; Steve Sobolewski 1-minus 1.

## Appalachian State 38, Southern Illinois 24

Dec. 3, 2005, Kidd Brewer Stadium (Attendance: 11,108)

BOONE, N.C. — Appalachian State delivered an early knockout punch to Southern Illinois and cruised to a 38-24 win in the quarterfinals of the I-AA Playoffs.

The #4-ranked Mountaineers (10-3), who extended their home winning streak to 17 games, jumped out to a 24-0 lead midway through the second quarter.

Spreading the field with four wide receivers, ASU quarterback Richie Williams executed a short-passing attack to perfection, completing 12-of-15 passes for 214 yards in the first half alone. He finished with 367 passing yards and 3 touchdowns.

“(The Mountaineers) do an excellent job with the scheme they use, and they have an excellent trigger man,” Saluki head coach Jerry Kill said.

Appalachian State’s quarterback was clearly the difference-maker in the game. Saluki cornerback Brad Brachear said Williams, who also ran for 36 yards and a touchdown, was especially tough to defend because of his scrambling ability.

“He would scramble around a lot, and it made it hard to cover receivers for that long,” said Brachear. “They have a lot of team speed, and (their receivers) just got open.”

The Salukis (9-4) looked shell-shocked in falling behind by 24 points, but they did regroup. SIU closed the deficit to 24-10 on a field goal by Craig Coffin just before halftime and a 93-yard kickoff return by Craig Turner to start the second half.

But the three-time Gateway Conference champions never came closer than two touchdowns thereafter.

Besides not being able to stop Williams, the Salukis stopped themselves on two early drives.

Quarterback Joel Sambursky was intercepted twice in the first half, ending promising drives at the Appalachian State 25 and 29 yardlines. The second interception was returned 78 yards by Justin Wozeah and set up an easy ASU scoring drive.

“I recruited these guys on chasing a dream to try and get to this level one day and compete for a national championship,” Kill said.

“They bought in, and they gave me everything they have. I respect them and will have them in my thoughts the rest of my life.”

### Game Summary

Score by Quarters	1	2	3	4	Score
Southern Illinois	0	3	7	14	24
Appalachian State	10	14	7	7	38

### Scoring Summary

1st	A	Rauch	32 yd field goal
	A	Williams	1 yd run
2nd	A	Richardson	41 yd pass from Williams
	A	Courman	11 yd run
	S	Coffin	24 yd field goal
3rd	S	C. Turner	93 yd kickoff return
	A	Mayfield	54 yd pass from Williams
4th	S	Allen	4 yd pass from Sambursky
	A	Jackson	40 yd pass from Williams
	S	Allen	8 yd pass from Sambursky

Team Stats	YSU	SIU
FIRST DOWNS	22	24
RUSHES-YARDS (NET)	42-117	38-133
PASSING YDS (NET)	220	367
Passes Att-Comp-Int	38-19-2	28-20-0
TOTAL OFFENSE PLAYS-YARDS	80-337	66-500
Fumble Returns-Yards	0-0	0-0
Punt Returns-Yards	2-15	4-29
Kickoff Returns-Yards	7-218	3-21
Interception Returns-Yards	0-0	2-107
Punts (Number-Avg)	7-39.4	4-37.8
Fumbles-Lost	2-1	3-3
Penalties-Yards	7-41	7-75
Possession Time	34:29	25:31
Third-Down Conversions	5 of 15	5 of 10
Fourth-Down Conversions	1 of 1	0 of 0
Red-Zone Scores-Chances	3-4	3-4
Sacks By: Number-Yards	0-0	4-33

RUSHING: SIU-Arkee Whitlock 20-95; Antione Jackson 6-12; Quorey Payne 1-11; Joel Sambursky 13-7; TEAM 1-minus 3; Renell Thomas 1-minus 5. ASU-K. Richardson 16-99; Richie Williams 14-36; T.J. Courman 2-16; Brandon Turner 3-10; Trey Hennessee 1-3; Team 2-minus 31.

PASSING: SIU-Joel Sambursky 19-38-2-220. ASU-Richie Williams 20-28-0-367.

RECEIVING: SIU-Kellen Allen 5-76; Quorey Payne 5-43; Brent Little 2-37; Arkee Whitlock 2-11; Antione Jackson 1-15; Alan Turner 1-14; Micah Turner 1-13; Renell Thomas 1-9; Chris Kupec 1-2. ASU-Brandon Turner 4-104; W. Mayfield 4-90; K. Richardson 4-61; Hans Batichon 4-46; Zach Johnson 2-21; Dexter Jackson 1-40; Daniel Bettis 1-5.

## 2005 Statistics

Record	Overall	Home	Away
ALL GAMES	9-4-0	4-1-0	5-3-0
CONFERENCE	5-2-0	2-1-0	3-1-0
NON-CONFERENCE	4-2-0	2-0-0	2-2-0

Results	Opponent	W/L	Score	Attend
Sept. 1	at SEMO	W	58-23	10,100
Sept. 10	UNION	W	82-7	9,557
Sept. 17	at Western Michigan	L	28-34	24,497
Oct. 1	MISSOURI STATE	W <sup>OT</sup>	30-23	13,140
Oct. 8	at Western Illinois	W	34-24	10,112
Oct. 15	ILLINOIS STATE	L	35-61	11,381
Oct. 22	at Indiana State	W	42-20	3,714
Oct. 27	at #1 Western Kentucky	W	31-20	10,701
Nov. 5	#15 YOUNGSTOWN STATE	W	31-17	8,017
Nov. 12	at #14 Northern Iowa	L	24-25	15,536
Nov. 19	#20 NORTH DAKOTA STATE	W	9-0	5,809
Nov. 26	at #18 Eastern Illinois	W	21-6	2,896
Dec. 3	at #4 Appalachian State	L	24-38	11,108

•I-AA Playoffs

Score By Quarters	1st	2nd	3rd	4th	OT	Total
Southern Illinois	85	151	76	130	7	449
Opponents	64	103	61	70	0	298

### Team Statistics

	SIU	Opponents
SCORING	449	298
Points Per Game	34.5	22.9
FIRST DOWNS	275	261
Rushing	121	94
Passing	141	149
Penalty	13	18
RUSHING YARDAGE	2261	1486
Yards gained rushing	2620	1935
Yards lost rushing	359	449
Rushing Attempts	514	454
Average Per Rush	4.4	3.3
Average Per Game	173.9	114.3
TDs Rushing	29	10
PASSING YARDAGE	2983	3412
Att-Comp-Int	350-225-9	473-283-12
Average Per Pass	8.5	7.2
Average Per Catch	13.3	12.1
Average Per Game	229.5	262.5
TDs Passing	25	24
TOTAL OFFENSE	5244	4898
Total Plays	864	927
Average Per Play	6.1	5.3
Average Per Game	403.4	376.8
KICK RETURNS: #YARDS	43-915	63-1220
PUNT RETURNS: #YARDS	25-397	30-126
INT RETURNS: #YARDS	12-168	9-182
KICK RETURN AVERAGE	21.3	19.4
PUNT RETURN AVERAGE	15.9	4.2
INT RETURN AVERAGE	14.0	20.2
FUMBLES-LOST	25-14	23-10
PENALTIES-YARDS	95-732	81-652
Average Per Game	56.3	50.2
PUNTS-YARDS	57-2054	60-2231
Average Per Punt	36.0	37.2
Net punt average	33.1	29.2
TIME OF POSSESSION/GAME	30:25	29:35
3RD-DOWN CONVERSIONS	71/157	77/198
3rd-Down Pct	45%	39%
4TH-DOWN CONVERSIONS	7/12	10/25
4th-Down Pct	58%	40%
SACKS BY-YARDS	35-230	25-179
MISC YARDS	26	28
TOUCHDOWNS SCORED	61	35
FIELD GOALS-ATTEMPTS	9-13	19-28
PAT-ATTEMPTS	54-59	31-33
ATTENDANCE	47904	88664
Games/Avg Per Game	5/9581	8/11083

### Passing

	G	Effic	Att-Comp-Int	Pct	Yards	TD	Long	Avg/G
Joel Sambursky	13	148.78	210-330-9	63.6	2695	22	58	207.3
Nick Hill	4	245.46	15-20-0	75.0	288	3	57	72.0
TEAM	9	0.00	0-0-0	0.0	0	0	0	0.0
Total.....	13	154.31	225-350-9	64.3	2983	25	58	229.5
Opponents.....	13	132.09	283-473-12	59.8	3412	24	72	262.5

2003 • 2004 • 2005 GATEWAY CHAMPIONS

**Rushing**

	GP	Att	Gain	Loss	Net	Avg	TD	Long	Avg/G
Arkee Whitlock	12	269	1513	59	1454	5.4	14	45	121.2
Antione Jackson	13	69	277	7	270	3.9	5	20	20.8
Craig Turner	13	41	260	4	256	6.2	5	72	19.7
Renell Thomas	8	19	161	5	156	8.2	3	35	19.5
Nick Hill	4	9	102	0	102	11.3	1	16	25.5
Joel Sambursky	13	87	277	252	25	0.3	1	20	1.9
Brandon Smith	1	2	8	0	8	4.0	0	5	8.0
Quorey Payne	12	2	11	4	7	3.5	0	11	0.6
Brent Little	13	1	5	0	5	5.0	0	5	0.4
Jon Habbe	6	1	3	0	3	3.0	0	3	0.5
Fred Rosas	1	1	2	0	2	2.0	0	2	2.0
Patrick Whalen	1	1	1	0	1	1.0	0	1	1.0
TEAM	9	12	0	28	-28	-2.3	0	0	-3.1
Total.....	13	514	2620	359	2261	4.4	29	72	173.9
Opponents.....	13	454	1935	449	1486	3.3	10	49	114.3

**Receiving**

	G	No.	Yards	Avg	TD	Long	Avg/G
Brent Little	13	49	781	15.9	5	58	60.1
Kellen Allen	12	40	538	13.4	11	47	44.8
Arkee Whitlock	12	24	190	7.9	0	35	15.8
Alan Turner	13	21	320	15.2	1	26	24.6
Quorey Payne	12	19	234	12.3	1	51	19.5
Chris Kupec	13	18	258	14.3	0	49	19.8
Braden Jones	11	16	188	11.8	2	26	17.1
Micah Turner	13	14	180	12.9	2	33	13.8
J.T. Wise	13	11	75	6.8	2	13	5.8
Antione Jackson	13	5	68	13.6	0	22	5.2
Ryan Beeler	12	4	102	25.5	1	57	8.5
Craig Turner	13	1	19	19.0	0	19	1.5
Jay Upthegrove	12	1	11	11.0	0	11	0.9
Nigel LeBlanc	1	1	10	10.0	0	10	10.0
Renell Thomas	8	1	9	9.0	0	9	1.1
Total.....	13	225	2983	13.3	25	58	229.5
Opponents.....	13	283	3412	12.1	24	72	262.5

**Punt Returns**

	No.	Yards	Avg	TD	Long
Craig Turner	21	308	14.7	1	85
Braden Jones	2	18	9.0	0	0
Brad Brachear	1	13	13.0	0	0
Tony Rinella	1	13	13.0	0	0
Jamarquis Jordan	0	26	0.0	1	26
A.J. Wallace	0	19	0.0	1	19
Total.....	25	397	15.9	3	85
Opponents.....	30	126	4.2	0	26

**Interceptions**

	No.	Yards	Avg	TD	Long
Brad Brachear	4	87	21.8	1	79
Patrick Jordan	3	29	9.7	0	24
A.J. Wallace	2	28	14.0	1	23
Marlon Heaston	1	3	3.0	0	3
Frank Johnson	1	19	19.0	0	19
Jamarquis Jordan	1	2	2.0	0	2
Total.....	12	168	14.0	2	79
Opponents.....	9	182	20.2	1	78

**Kickoff Returns**

	No.	Yards	Avg	TD	Long
Arkee Whitlock	19	460	24.2	0	59
Craig Turner	18	391	21.7	1	93
Renell Thomas	4	59	14.8	0	22
Patrick Jordan	1	0	0.0	0	0
Tony Rinella	1	5	5.0	0	5
Total.....	43	915	21.3	1	93
Opponents.....	63	1220	19.4	0	49

**Fumble Returns**

	No.	Yards	Avg	TD	Long
Braden Jones	1	26	26.0	1	26
Total.....	1	26	26.0	1	26
Opponents.....	2	28	14.0	0	19

**Kickoffs**

	No.	Yards	Avg	TB	OB	Retn	Net	Ydln
Craig Coffin	82	4811	58.7	14	4	1220	40.4	24
Total.....	82	4811	58.7	14	4	1220	40.4	24
Opponents.....	62	3399	54.8	10	2	915	36.8	28

**Scoring**

	TD	FGs	PATs					DXP	Saf	Points
			Kick	Rush	Rec	Pass				
Arkee Whitlock	14	0-0	0-0	0-0	0	0-0	0	0	84	
Craig Coffin	0	9-13	54-59	0-0	0	0-0	0	0	81	
Kellen Allen	11	0-0	0-0	0-0	0	0-0	0	0	66	
Craig Turner	7	0-0	0-0	0-0	0	0-0	0	0	42	
Antione Jackson	5	0-0	0-0	0-0	0	0-0	0	0	30	
Brent Little	5	0-0	0-0	0-0	0	0-0	0	0	30	
Renell Thomas	3	0-0	0-0	0-0	0	0-0	0	0	18	
Braden Jones	3	0-0	0-0	0-0	0	0-0	0	0	18	
Micah Turner	2	0-0	0-0	0-0	0	0-0	0	0	12	
A.J. Wallace	2	0-0	0-0	0-0	0	0-0	0	0	12	
J.T. Wise	2	0-0	0-0	0-0	0	0-0	0	0	12	
Joel Sambursky	1	0-0	0-0	1-1	0	0-0	0	0	8	
Nick Hill	1	0-0	0-0	0-0	0	0-0	0	0	6	
Jamarquis Jordan	1	0-0	0-0	0-0	0	0-0	0	0	6	
Quorey Payne	1	0-0	0-0	0-0	0	0-0	0	0	6	
Alan Turner	1	0-0	0-0	0-0	0	0-0	0	0	6	
Brad Brachear	1	0-0	0-0	0-0	0	0-0	0	0	6	
Ryan Beeler	1	0-0	0-0	0-0	0	0-0	0	0	6	
Jon Cairns	0	0-0	0-0	0-1	0	0-0	0	0	0	
Total.....	61	9-13	54-59	1-2	0	0-0	0	0	449	
Opponents.....	35	19-28	31-33	0-1	0	0-1	0	0	298	

**Total Offense**

	G	Plays	Rush	Pass	Total	Avg/G
Joel Sambursky	13	417	25	2695	2720	209.2
Arkee Whitlock	12	269	1454	0	1454	121.2
Nick Hill	4	29	102	288	390	97.5
Antione Jackson	13	69	270	0	270	20.8
Craig Turner	13	41	256	0	256	19.7
Renell Thomas	8	19	156	0	156	19.5
Brandon Smith	1	2	8	0	8	8.0
Quorey Payne	12	2	7	0	7	0.6
Brent Little	13	1	5	0	5	0.4
Jon Habbe	6	1	3	0	3	0.5
Fred Rosas	1	1	2	0	2	2.0
Patrick Whalen	1	1	1	0	1	1.0
TEAM	9	12	-28	0	-28	-3.1
Total.....	13	864	2261	2983	5244	403.4
Opponents.....	13	927	1486	3412	4898	376.8

**Field Goals**

	FGM-FGA	Pct
Craig Coffin	9-13	69.2

**FG Ranges**

	01-19	20-29	30-39	40-49	50+	Long	Blk
Craig Coffin	2-2	5-6	1-4	1-1	0-0	43	0

**Punting**

	No.	Yards	Avg	Long	TB	FC	I20	Blk
Zach Kettelkamp	43	1596	37.1	56	1	9	14	0
Craig Coffin	10	326	32.6	39	0	1	1	0
Jason Emert	4	132	33.0	45	1	0	1	0
Total.....	57	2054	36.0	56	2	10	16	0
Opponents.....	60	2231	37.2	79	4	6	15	4

**All-Purpose**

	G	Rush	Rec	PR	KOR	IR	Total	Avg/G
Arkee Whitlock	12	1454	190	0	460	0	2104	175.3
Craig Turner	13	256	19	308	391	0	974	74.9
Brent Little	13	5	781	0	0	0	786	60.5
Kellen Allen	12	0	538	0	0	0	538	44.8
Antione Jackson	13	270	68	0	0	0	338	26.0
Alan Turner	13	0	320	0	0	0	320	24.6
Chris Kupec	13	0	258	0	0	0	258	19.8
Quorey Payne	12	7	234	0	0	0	241	20.1
Renell Thomas	8	156	9	0	59	0	224	28.0
Braden Jones	11	0	188	18	0	0	206	18.7
Micah Turner	13	0	180	0	0	0	180	13.8
Ryan Beeler	12	0	102	0	0	0	102	8.5
Nick Hill	4	102	0	0	0	0	102	25.5
Brad Brachear	11	0	0	13	0	87	100	9.1
J.T. Wise	13	0	75	0	0	0	75	5.8
A.J. Wallace	13	0	0	19	0	28	47	3.6
Patrick Jordan	13	0	0	0	0	29	29	2.2
Jamarquis Jordan	13	0	0	26	0	2	28	2.2
Total.....	13	2261	2983	397	915	168	6724	517.2
Opponents.....	13	1486	3412	126	1220	182	6426	494.3

2003 • 2004 • 2005 GATEWAY CHAMPIONS

Tackles	Primary	Asst	Total	SEM	UC	WMU	MSU	WIU	ILS	INS	WKU	YSU	UNI	NDS	EIU	ASU
Royal Whitaker, LB	41	35	76	4-0	1-0	4-5	3-4	1-5	2-0	7-2	2-4	4-4	2-1	4-2	4-6	3-2
Marlon Heaston, S	45	31	76	4-0	2-1	2-2	5-6	8-5	5-0	6-4	3-7	5-1	3-0	2-3	0-2	-
Phillip Doyle, LB	49	27	76	5-0	5-1	4-2	3-3	8-1	2-4	2-4	3-4	1-2	8-0	5-0	2-5	1-1
Frank Johnson, S	56	20	76	7-0	DNP	3-1	DNP	6-3	7-2	6-3	3-0	6-3	4-0	4-2	5-5	5-1
Jamarquis Jordan, S	47	20	67	3-1	1-1	6-0	4-3	2-2	4-2	5-3	4-1	2-0	7-1	3-1	2-5	4-0
Patrick Jordan, S	35	26	61	2-0	1-2	1-0	0-2	2-1	1-0	5-3	5-7	3-2	3-0	4-1	2-3	6-5
Tony Rinella, LB	32	23	55	3-0	2-1	5-1	2-3	1-3	4-3	2-2	2-2	2-2	3-2	3-1	3-3	-
Brad Brachear, CB	35	9	44	4-0	3-0	1-0	6-3	5-0	1-0	DNP	DNP	3-0	4-1	2-1	2-3	4-1
Lionel Williams	22	10	3	2-0	1-1	3-1	0-2	1-2	-	1-0	0-1	3-1	5-0	2-1	1-0	3-1
Lorenzo Wims	18	12	30	DNP	DNP	DNP	-	4-1	1-3	3-2	4-2	3-0	2-1	1-2	0-1	-
Linton Brown	15	15	30	1-0	2-1	2-2	1-3	1-1	0-2	-	0-2	3-0	-	3-0	2-2	0-2
Jeff Jones	14	15	29	1-0	-	2-2	0-1	1-4	1-1	-	1-2	0-1	1-0	2-1	2-0	3-3
Billy Beard	13	11	24	1-1	0-1	0-2	4-2	0-3	-	-	2-2	1-0	1-0	-	1-0	3-0
Anthony Williams	15	6	21	1-0	2-0	2-4	3-0	-	4-2	-	1-0	-	1-0	-	1-0	-
Derrick Belton	11	9	20	-	2-0	-	-	-	2-0	5-5	-	-	-	0-1	0-2	2-1
A.J. Wallace	9	10	19	-	2-0	-	4-3	-	-	0-2	-	-	-	-	1-3	2-2
Mark Philipp	12	7	19	-	-	-	0-1	1-0	3-1	1-1	0-1	3-1	-	2-1	1-1	1-0
Jon Hamm	11	8	19	-	4-4	1-0	DNP	DNP	2-1	1-1	DNP	1-0	-	0-1	1-0	1-1
Weithley Leonord	10	5	15	5-0	2-2	0-1	-	-	0-1	1-0	2-1	-	-	-	-	-
Clayton Johnson	12	3	15	1-0	2-0	1-1	3-0	1-0	2-0	2-2	DNP	-	-	DNP	-	-
Craig Turner	10	5	15	2-0	-	3-0	0-1	-	0-1	1-1	0-2	2-0	1-0	-	-	1-0
Trevor Moe	10	2	12	3-0	2-0	-	-	1-0	1-1	0-1	-	1-0	-	-	1-0	1-0
Justin Lowes	7	5	12	1-0	0-1	-	-	1-2	1-0	0-1	-	-	1-0	0-1	2-0	1-0
Demetrius Terrell	4	5	9	-	1-2	3-2	DNP	DNP	-	DNP	-	-	DNP	0-1	DNP	DNP
Thomas Laing	5	3	8	1-0	3-2	-	0-1	-	-	-	-	-	-	1-0	-	-
Justin Thurston	5	2	7	DNP	4-2	DNP	DNP	DNP	1-0	DNP	DNP	DNP	DNP	DNP	DNP	DNP
Larry Taylor	4	3	7	-	-	2-1	-	1-0	-	DNP	1-2	DNP	DNP	DNP	-	DNP
Kyle Colborn	5	1	6	-	1-0	1-0	-	1-1	2-0	-	-	DNP	DNP	DNP	-	-
Antione Jackson	4	0	4	-	-	-	-	-	2-0	-	1-0	-	-	-	-	1-0
Ian Lundy	3	0	3	-	3-0	DNP	DNP	DNP	DNP	DNP	DNP	DNP	DNP	DNP	DNP	DNP
Keon Cummings	3	0	3	DNP	3-0	DNP	DNP	DNP	DNP	DNP	DNP	DNP	DNP	DNP	DNP	DNP
Ryan Beeler	1	2	3	-	-	-	-	1-0	-	0-1	-	0-1	-	-	DNP	-
Arkee Whitlock	3	0	3	-	-	-	-	DNP	1-0	1-0	-	1-0	-	-	-	-
Kellen Allen	1	1	2	-	-	0-1	-	1-0	-	DNP	-	-	-	-	-	-
Brent Little	2	0	2	-	-	-	-	-	1-0	-	-	-	-	-	-	1-0
Logan Mize	0	2	2	-	0-2	-	DNP	DNP	DNP	DNP	DNP	DNP	DNP	DNP	DNP	DNP
Jared Green	1	0	1	-	-	-	-	1-0	-	-	-	-	-	-	-	-
Brandon Smith	1	0	1	DNP	1-0	DNP	DNP	DNP	DNP	DNP	DNP	DNP	DNP	DNP	DNP	DNP
Jon Habbe	0	1	1	-	0-1	DNP	-	-	-	-	DNP	DNP	DNP	DNP	DNP	DNP
Chris Kupec	1	0	1	-	-	-	-	-	-	-	1-0	-	-	-	-	-
Hank Belshause	0	1	1	DNP	0-1	DNP	DNP	DNP	DNP	DNP	DNP	DNP	DNP	DNP	DNP	DNP

Participation Chart		
#	Name	GP/GS
16	Kellen Allen	12/9
96	Billy Beard	13/13
83	Ryan Beeler	12/0
21	Hank Belshause	1/0
28	Derrick Belton	13/1
33	Brad Brachear	11/10
92	Linton Brown	13/13
87	Adam Bunting	13/0
14	Jon Cairns	11/0
19	Craig Coffin	13/0
15	Kyle Colborn	10/0
95	Keon Cummings	1/0
93	Kent DeVinney	13/0
42	Phillip Doyle	13/9
26	Jason Emerit	2/0
68	Mike Farrell	1/0
88	Phil Goforth	10/0
64	Jared Green	13/13
44	Jon Habbe	6/0
85	Jon Hamm	10/0
7	Marlon Heaston	13/13
17	Nick Hill	4/0
4	Antione Jackson	13/0
36	Clayton Johnson	11/5
5	Frank Johnson	11/11
47	Braden Jones	11/3
52	Jeff Jones	13/13
20	Jamarquis Jordan	13/13
11	Patrick Jordan	13/7
74	Will Justice	12/12
73	Andrew Kernes	13/13
38	Zach Kettelkamp	11/0
76	Justin Kramer	5/2
86	Chris Kupec	13/10
3	Thomas Laing	13/0
81	Nigel LeBlanc	1/0
39	Weithley Leonord	13/0
6	Brent Little	13/11
61	Aaron Lockwood	1/0
66	Justin Lowes	13/0
29	Ian Lundy	2/0
77	Darren Marquez	13/13
98	Logan Mize	3/0
53	Trevor Moe	13/0
22	Quorey Payne	12/3
99	Mark Philipp	13/0
55	Tony Rinella	13/5
40	Fred Rosas	1/0
50	Matt Ruth	13/0
12	Joel Sambursky	13/13
72	Dave Shipula	13/0
45	Brandon Smith	1/0
1	Larry Taylor	8/0
97	Demetrius Terrell	7/0
27	Renell Thomas	8/0
51	Justin Thurston	2/0
82	Alan Turner	13/1
2	Craig Turner	13/3
84	Micah Turner	13/7
80	Jay Uptegrove	12/0
8	A.J. Wallace	13/2
71	Jimmy Weeger	13/13
32	Patrick Whalen	1/0
34	Royal Whitaker	13/12
24	Arkee Whitlock	12/12
9	Anthony Williams	13/2
94	Lionel Williams	13/12
91	Lorenzo Wims	10/0
31	J.T. Wise	13/7
63	Brady Wrezinski	1/0
41	Paul Wright	2/0

Sacks	Sacks	Yards
Lorenzo Wims, DE	7.0	42
Lionel Williams, DT	5.5	42
Royal Whitaker, LB	3.0	14
Billy Beard, DE	2.5	10
Justin Lowes, DT	2.5	15
Phillip Doyle, LB	2.0	26
Tony Rinella, LB	2.0	14
Jeff Jones, DT	2.0	20
Mark Philipp, DT	2.0	9
Jon Hamm, DE	1.5	9
Jamarquis Jordan, S	1.0	2
Patrick Jordan, S	1.0	9
Derrick Belton, CB	1.0	6
Trevor Moe, LB	1.0	7
Keon Cummings, DE	1.0	5

Frank Johnson, S	2.5	5
Patrick Jordan, S	2.5	15
Keon Cummings, DE	2.0	6
Thomas Laing, LB	1.5	13
Trevor Moe, LB	1.0	7
Larry Taylor, CB	1.0	3
Logan Mize, DT	1.0	5
Marlon Heaston, S	0.5	1
Brad Brachear, CB	0.5	1
Justin Thurston, LB	0.5	1

Forced Fumbles	Player	Count
Lorenzo Wims, DE	4	
Royal Whitaker, LB	1	
Frank Johnson, S	1	
Patrick Jordan, S	1	
Lionel Williams, DT	1	
Mark Philipp, DT	1	
Larry Taylor, CB	1	

Fumble Recoveries	Player	Count
Craig Turner, CB	2	
Royal Whitaker, LB	1	
Frank Johnson, S	1	
Tony Rinella, LB	1	
Lionel Williams, DT	1	
Billy Beard, DE	1	
Jon Hamm, DE	1	
Antione Jackson, RB	1	
Braden Jones, TE	1	

Pass Breakups	Player	Count
Brad Brachear, CB	11	
Marlon Heaston, S	6	
Frank Johnson, S	6	
Larry Taylor, CB	5	
Jamarquis Jordan, S	4	
Patrick Jordan, S	3	
Tony Rinella, LB	3	
Lionel Williams, DT	3	
Royal Whitaker, LB	3	
Phillip Doyle, LB	2	
Clayton Johnson, CB	2	
Linton Brown, DT	1	
Jeff Jones, DTE	1	
Billy Beard, DT	1	
Anthony Williams, CB	1	
Derrick Belton, CB	1	
Justin Lowes, DT	1	
Demetrius Terrell, DE	1	

Blocked Punts	Player	Count
Braden Jones, TE	2	
Brad Brachear, CB	1	
Tony Rinella, LB	1	

Blocked Field Goals	Player	Count
Lionel Williams, DT	1	

Blocked PATs	Player	Count
Justin Lowes, DT	1	

2003 • 2004 • 2005 GATEWAY CHAMPIONS

Game-By-Game Comparison

	Score	FIRST DOWNS			— RUSHING —		— PASSING —			TOTAL OFFENSE		Return			
		Total	Rush	Pass	Pen	Number	Yards	Comp	Att	Int	Yards	Plays	Yards	Yards	TOs
at SE Missouri State	58-23	30 / 17	10 / 4	19 / 13	1 / 0	49-197	22-70	21-35	1 / 27	51-2	348 / 284	84-545	73-354	168 / 200	4 / 4
Union	82-7	27 / 11	14 / 4	11 / 5	2 / 2	39-309	34-14	12-14	0 / 19	36-2	291 / 173	53-600	70-159	227 / 208	0 / 2
at Western Michigan	28-34	18 / 22	7 / 8	10 / 13	1 / 1	35-117	37-178	15-30	2 / 26	45-2	241 / 262	65-358	82-440	222 / 116	3 / 2
Missouri State	30-23	22 / 23	11 / 6	10 / 16	1 / 1	45-176	34-115	18-25	0 / 27	43-0	234 / 344	70-410	77-459	12 / 42	1 / 0
at Western Illinois	34-24	13 / 21	3 / 4	9 / 15	1 / 2	37-156	33-20	11-21	1 / 29	44-1	192 / 352	58-348	77-372	46 / 185	2 / 2
Illinois State	35-61	25 / 27	11 / 11	12 / 14	2 / 2	36-158	41-275	24-39	1 / 23	29-0	266 / 319	75-424	70-594	148 / 123	3 / 0
at Indiana State	42-20	25 / 23	13 / 9	11 / 12	1 / 2	43-243	31-114	19-24	0 / 32	46-0	220 / 289	67-463	77-403	91 / 105	1 / 0
at Western Kentucky	31-20	19 / 14	10 / 8	9 / 6	0 / 0	42-216	41-137	14-19	2 / 12	23-1	159 / 197	61-375	64-334	98 / 129	2 / 2
Youngstown State	31-17	20 / 23	7 / 7	13 / 15	0 / 1	36-119	36-85	17-27	0 / 19	35-1	235 / 297	63-354	71-382	90 / 34	1 / 2
at Northern Iowa	24-25	25 / 24	12 / 7	12 / 15	1 / 2	42-212	33-138	22-29	0 / 22	33-0	253 / 272	71-465	66-410	92 / 143	1 / 0
North Dakota State	9-0	15 / 15	8 / 8	7 / 4	0 / 3	34-132	39-135	18-28	0 / 9	23-2	135 / 112	62-267	62-247	38 / 41	1 / 4
at Eastern Illinois	21-6	14 / 17	6 / 8	7 / 8	1 / 1	34-109	35-100	15-21	0 / 18	37-1	189 / 144	55-298	72-244	41 / 73	1 / 1
at Appalachian State	24-38	22 / 24	9 / 10	11 / 13	2 / 1	42-117	38-133	19-38	2 / 20	28-0	220 / 367	80-337	66-500	233 / 157	3 / 3

	3rd Down		4th Down		Time of Possession		TOP Margin		Avg Yds Per Rush		Avg Yds Per Pass		Avg Yds Per Play		Punting Number/Avg		Penalties No/Yds	
	Conversions	Attempts	Conversions	Attempts	Home	Away	Home	Away	Home	Away	Home	Away	Home	Away	Number	Avg	Number	Yds
at SE Missouri State	10-13	8-18	0-0	0-1	34:46	25:14	9:32	4:0	3:2	9.9	5.6	6.5	4.8	2-22.5	8-28.6	4-35	4-50	
Union	1-4	4-17	0-1	0-2	24:28	35:32	-11:04	7.9	-0.4	20.8	4.8	11.3	2.3	2-43.5	10-42.4	12-91	6-48	
at Western Michigan	4-11	8-18	0-1	1-2	25:36	34:24	-8:48	3.3	4.8	8.0	5.8	5.5	5.4	6-36.7	5-43.0	9-67	12-74	
Missouri State	9-15	10-17	1-1	0-1	34:20	25:40	8:40	3.9	3.4	9.4	8.0	5.9	6.0	4-28.5	2-44.0	7-60	3-25	
at Western Illinois	3-12	4-16	0-0	0-3	26:45	33:15	-6:30	4.2	0.6	9.1	8.0	6.0	4.8	6-36.7	5-37.0	6-46	8-61	
Illinois State	7-14	6-12	2-3	1-1	28:51	31:09	-2:18	4.4	6.7	6.8	11.0	5.7	8.5	3-33.7	2-39.0	9-62	10-114	
at Indiana State	6-11	8-16	2-2	1-2	31:03	28:57	2:06	5.7	3.7	9.2	6.3	6.9	5.2	3-43.3	2-17.0	7-54	6-43	
at Western Kentucky	6-12	3-14	0-1	3-4	33:32	26:28	7:04	5.1	3.3	8.4	8.6	6.1	5.2	2-32.0	3-18.7	8-44	5-37	
Youngstown State	9-14	5-15	0-0	1-1	28:57	31:03	-2:06	3.3	2.4	8.7	8.5	5.6	5.4	4-32.5	6-30.7	4-40	4-30	
at Northern Iowa	5-12	7-14	0-1	1-1	32:41	27:19	5:22	5.0	4.2	8.7	8.2	6.5	6.2	4-36.2	3-43.0	9-80	6-45	
North Dakota State	2-14	1-12	1-1	1-4	30:42	29:18	1:24	3.9	3.5	4.8	4.9	4.3	4.0	9-39.6	5-49.8	8-72	2-10	
at Eastern Illinois	4-10	8-19	0-0	1-3	29:11	30:49	-1:38	3.2	2.9	9.0	3.9	5.4	3.4	5-33.2	5-41.8	5-40	8-40	
at Appalachian State	5-15	5-10	1-1	0-0	34:29	25:31	8:58	2.8	3.5	5.8	13.1	4.2	7.6	7-39.4	4-37.8	7-41	7-75	

Note: Game totals are displayed in the format SOUTHERN ILLINOIS/OPPONENT for each category

Offensive Starters

Game	TE	LT	LG	C	RG	RT	WR/TE	RB	FB/TE/WR	QB	WR/TE
at Southeast Missouri State	Kupec	Marquez	Wegerer	Justice	Green	Kernes	Little	Whitlock	M. Turner	Sambursky	Allen
Union (Ky.)	Kupec	Marquez	Wegerer	Kramer	Green	Kernes	Little	Whitlock	Wise	Sambursky	Allen
at Western Michigan	Kupec	Marquez	Wegerer	Justice	Green	Kernes	Little	Whitlock	M. Turner	Sambursky	Allen
Missouri State	Kupec	Marquez	Wegerer	Justice	Green	Kernes	Little	Whitlock	Wise	Sambursky	M. Turner
at Western Illinois	Kupec	Marquez	Wegerer	Justice	Green	Kernes	Kramer	C. Turner	Wise	Sambursky	M. Turner
Illinois State	Kupec	Marquez	Wegerer	Justice	Green	Kernes	Little	Whitlock	Wise	Sambursky	Allen
at Indiana State	Kupec	Marquez	Wegerer	Justice	Green	Kernes	A. Turner	Whitlock	Wise	Sambursky	M. Turner
at Western Kentucky	Kupec	Marquez	Wegerer	Justice	Green	Kernes	Little	Whitlock	Payne	Sambursky	Allen
Youngstown State	Kupec	Marquez	Wegerer	Justice	Green	Kernes	Little	Whitlock	B. Jones	Sambursky	Allen
at Northern Iowa	M. Turner	Marquez	Wegerer	Justice	Green	Kernes	Little	Whitlock	Wise	Sambursky	Allen
North Dakota State	B. Jones	Marquez	Wegerer	Justice	Green	Kernes	Little	Whitlock	Payne	Sambursky	Allen
at Eastern Illinois	B. Jones	Marquez	Wegerer	Justice	Green	Kernes	Little	Whitlock	Wise	Sambursky	M. Turner
at Appalachian State	Kupec	Marquez	Wegerer	Justice	Green	Kernes	Little	Whitlock	Payne	Sambursky	Allen

Defensive Starters

Game	DE	DT/S	DT	DE	ILB	ILB	S	FS	S	CB	CB
at Southeast Missouri State	J. Jones	L. Williams	Brown	Beard	Rinella	Whitaker	J. Jordan	Heaston	F. Johnson	Brachear	A. Williams
Union (Ky.)	J. Jones	L. Williams	Brown	Beard	Rinella	Whitaker	J. Jordan	Heaston	Wallace	Brachear	A. Williams
at Western Michigan	J. Jones	L. Williams	Brown	Beard	Rinella	Whitaker	J. Jordan	Heaston	F. Johnson	Brachear	C. Johnson
Missouri State	J. Jones	L. Williams	Brown	Beard	Rinella	Whitaker	J. Jordan	Heaston	Wallace	Brachear	C. Johnson
at Western Illinois	J. Jones	L. Williams	Brown	Beard	Doyle	Whitaker	J. Jordan	Heaston	F. Johnson	Brachear	C. Johnson
Illinois State	J. Jones	L. Williams	Brown	Beard	Doyle	Whitaker	J. Jordan	Heaston	F. Johnson	Brachear	C. Johnson
at Indiana State	J. Jones	P. Jordan	Brown	Beard	Doyle	Rinella	J. Jordan	Heaston	F. Johnson	Belton	C. Johnson
at Western Kentucky	J. Jones	L. Williams	Brown	Beard	Doyle	Whitaker	P. Jordan	Heaston	F. Johnson	C. Turner	J. Jordan
Youngstown State	J. Jones	L. Williams	Brown	Beard	Doyle	Whitaker	P. Jordan	Heaston	F. Johnson	C. Turner	J. Jordan
at Northern Iowa	J. Jones	L. Williams	Brown	Beard	Doyle	Whitaker	P. Jordan	Heaston	F. Johnson	Brachear	J. Jordan
North Dakota State	J. Jones	L. Williams	Brown	Beard	Doyle	Whitaker	P. Jordan	Heaston	F. Johnson	Brachear	J. Jordan
at Eastern Illinois	J. Jones	L. Williams	Brown	Beard	Doyle	Whitaker	P. Jordan	Heaston	F. Johnson	Brachear	J. Jordan
at Appalachian State	J. Jones	L. Williams	Brown	Beard	Doyle	Whitaker	P. Jordan	Heaston	F. Johnson	Brachear	J. Jordan



**2003 • 2004 • 2005 GATEWAY CHAMPIONS**

**Southern Illinois Inside Opponent 20 Yard-Line**

Opponent	Times	Times	Total	Total	Rush	Pass	FGs	— Failed to score inside 20 —					Game
	In 20	Scored	Points	TDs	TDs	TDs	Made	FGA	Downs	Int	Fumb	Half	
at SEMO	7	6	37	5	3	2	1	0	0	0	1	0	0
Union	7	7	48	7	5	2	0	0	0	0	0	0	0
at Western Michigan	3	2	14	2	1	1	0	1	0	0	0	0	0
Missouri State	5	4	23	3	1	2	1	0	1	0	0	0	0
at Western Illinois	4	3	17	2	2	0	1	0	0	0	0	1	0
Illinois State	4	4	27	4	3	1	0	0	0	0	0	0	0
at Indiana State	6	5	35	5	3	2	0	0	0	0	1	0	0
at Western Kentucky	3	3	17	2	2	0	1	0	0	0	0	0	0
Youngstown State	4	4	24	3	0	3	1	0	0	0	0	0	0
at Northern Iowa	3	2	10	1	1	0	1	0	0	0	1	0	0
North Dakota State	3	2	9	1	1	0	1	1	0	0	0	0	0
at Eastern Illinois	5	3	21	3	3	0	0	1	0	0	0	1	0
at Appalachian State	4	3	17	2	0	2	1	0	1	0	0	0	0
<b>Totals 48 of 58 (82.8%)</b>	<b>58</b>	<b>48</b>	<b>299</b>	<b>40</b>	<b>25</b>	<b>15</b>	<b>8</b>	<b>3</b>	<b>2</b>	<b>0</b>	<b>3</b>	<b>2</b>	<b>0</b>

**Opponents Inside Southern Illinois 20 Yard-Line**

Opponent	Times	Times	Total	Total	Rush	Pass	FGs	— Failed to score inside 20 —					Game
	In 20	Scored	Points	TDs	TDs	TDs	Made	FGA	Downs	Int	Fumb	Half	
at SEMO	1	1	3	0	0	0	1	0	0	0	0	0	0
Union	2	1	7	1	0	1	0	0	0	1	0	0	0
at Western Michigan	6	6	34	4	1	3	2	0	0	0	0	0	0
Missouri State	6	5	23	2	1	1	3	1	0	0	0	0	0
at Western Illinois	5	4	24	3	0	3	1	1	0	0	0	0	0
Illinois State	7	7	40	5	4	1	2	0	0	0	0	0	0
at Indiana State	3	2	10	1	0	1	1	1	0	0	0	0	0
at Western Kentucky	3	3	17	2	1	1	1	0	0	0	0	0	0
Youngstown State	2	2	10	1	0	1	1	0	0	0	0	0	0
at Northern Iowa	2	2	9	1	0	1	1	0	0	0	0	0	0
North Dakota State	1	0	0	0	0	0	0	0	1	0	0	0	0
at Eastern Illinois	3	2	6	0	0	0	2	1	0	0	0	0	0
at Appalachian State	4	3	17	2	2	0	1	0	0	0	1	0	0
<b>Totals 38 of 45 (84.4%)</b>	<b>45</b>	<b>38</b>	<b>200</b>	<b>22</b>	<b>9</b>	<b>13</b>	<b>16</b>	<b>4</b>	<b>1</b>	<b>1</b>	<b>1</b>	<b>0</b>	<b>0</b>

**Scoring Drive Summaries**

Game	Plays-Yds	TOP	Result
SEMO 10-50	4:23		Coffin 25 field goal
SEMO —	—		Wallace 19 blocked punt return
SEMO 11-60	4:53		A. Jackson 3 run
SEMO 1-14	0:04		Allen 14 pass
SEMO —	—		Jones 26 fumble recovery
SEMO 7-46	2:18		Allen 8 pass
SEMO 10-75	4:42		Whitlock 1 run
SEMO 11-88	4:55		A. Jackson 6 run
SEMO 3-77	0:57		Payne 11 pass
UC 5-64	2:20		Whitlock 2 run
UC 3-30	1:19		Allen 11 pass
UC —	—		Wallace 23 interception return
UC 1-48	0:04		Little 48 pass
UC 4-41	2:02		A. Jackson 5 run
UC 3-74	1:03		Whitlock 45 run
UC 1-31	0:07		Little 31 pass
UC 4-70	1:19		Turner 3 run
UC 5-29	1:56		Thomas 9 run
UC 6-55	2:46		Beeler 17 pass
UC 8-92	3:45		Thomas 5 run
UC 3-62	1:54		Thomas 35 run
WMU —	—		Brachear 79 interception return
WMU 7-92	2:34		Little 58 pass
WMU 9-82	3:04		Turner 9 pass
WMU 10-92	3:21		Turner 1 run
MSU 9-70	5:12		Allen 8 pass
MSU 7-58	3:36		Sambursky 12 run
MSU 16-64	7:07		Coffin 25 field goal
MSU 11-74	5:07		Allen 10 pass
MSU 2-65	0:00		Wise 12 pass

Game	Plays-Yds	TOP	Result
WIU 3-25	0:55		Turner 2 run
WIU 5-39	2:30		Coffin 43 field goal
WIU 2-80	0:49		Turner 72 run
WIU 3-66	1:09		Allen 47 pass
WIU 8-49	3:42		Turner 1 run
WIU 9-41	3:21		Coffin 27 field goal
ILS 12-67	4:50		Whitlock 1 run
ILS 4-65	1:33		Little 25 pass
ILS 14-76	5:17		Jones 4 pass
ILS 9-86	3:34		Hill 12 run
ILS 7-51	1:31		A. Jackson 1 run
INS 13-81	5:49		A. Jackson 1 run
INS 6-80	3:10		Little 21 pass
INS 6-66	2:17		Wise 7 pass
INS 8-59	1:53		Turner 10 pass
INS 13-84	6:05		Whitlock 2 run
INS 6-36	2:29		Whitlock 19 run
WKU 6-77	3:04		Whitlock 45 run
WKU 8-72	3:38		Whitlock 11 run
WKU —	—		Jordan 24 blocked punt return
WKU 6-15	3:23		Coffin 18 field goal
WKU 10-87	5:22		Whitlock 1 run
YSU 11-53	5:36		Jones 5 pass
YSU 3-57	1:14		Allen 16 pass
YSU 14-78	6:35		Coffin 19 field goal
YSU 10-69	5:05		Allen 9 pass
YSU —	—		Turner 85 punt return

Game	Plays-Yds	TOP	Result
UNI 16-77	7:48		Coffin 36 field goal
UNI 6-46	2:48		Whitlock 12 run
UNI 9-91	3:54		Allen 25 pass
UNI 7-68	3:05		Turner 28 pass
NDS 3-11	1:03		Whitlock 1 run
NDS 4-0	0:25		Coffin 26 field goal
EIU 5-70	2:13		Whitlock 6 run
EIU 10-76	4:28		Whitlock 5 run
EIU 5-26	2:50		Whitlock 3 run
ASU 16-65	7:22		Coffin 24 field goal
ASU —	—		Turner 93 kickoff return
ASU 16-99	5:14		Allen 4 pass
ASU 7-59	1:48		Allen 8 pass

# *Saluki Tradition*





## Southern Illinois Head Coaching History



**William McAndrew**  
1913-16, 1921-38  
Record: 83-79-20

Hired at SINU in 1913 to develop a physical education department "for boys," McAndrew organized the athletics program, which previously had "club teams" and occasionally an approved team.

He served as head coach, with the exception of years spent in the armed forces and while pursuing a second degree, until 1938. The stadium was built in 1938 and named in his honor in 1943, shortly after his death.



**Sam Patterson**  
1917  
Record: 2-2

Sam Patterson was a volunteer coach for SINU, and he filled in for one season after William McAndrew joined the armed forces during World War I.



**William Lodge**  
1919  
Record: 2-2

Like Patterson, Lodge was a fill-in for McAndrew. He also coached the basketball team and served as acting athletic director.



**Glenn (Abe) Martin**  
1939-49  
Record: 31-42-5

Abe Martin starred on the university's only unbeaten football team in 1930 and became the first alumnus to play professional football, competing for the Chicago Cardinals in 1932.

As coach at SINU, Martin's biggest milestone was guiding the 1947 team to a victory in the Corn Bowl.

In addition to coaching football, Martin was SINU's interim athletics director and head basketball coach in 1943 before eventually being named AD in 1945. He also revived the baseball program in 1947.



**Bill Waller**  
1950-51  
Record: 3-14-1

A Benton, Ill., native, Waller was an Illinois graduate who played professional football and baseball.



**William O'Brien**  
1952-54  
Record: 6-20

O'Brien lettered in football, baseball and track at SINU in the early 1940s.

After a stint in the Marine Corps, he returned to SIU in 1952 and was named head football coach at the age of 29. He coached until 1954, when he became director of SIU's Outdoor Recreation Department and embarked on a career in football officiating.

O'Brien had a long and productive career in the National Football League as a referee, and was an observer for the NFL until 1990.



**Al Kawal**  
1955-58  
Record: 20-15-2

Before arriving at SIU, Kawal had eight years of head coaching experience at Drake and Temple.

The native Chicagoan, had his best year in 1958, posting a 7-2 record, including a key, 32-31 win over Western Illinois. He was unbeaten in four seasons at SIU against Eastern Illinois and was 3-1 vs. Northern Illinois.



**Carmen Piccone**  
1959-63  
Record: 28-20

The 30-year old Piccone joined Southern Illinois' staff as an assistant coach in 1955 after serving under Al Kawal as an assistant at Temple.

Piccone had been a star quarterback at Temple and captained its 1952 team.

In five seasons at SIU, his teams never lost to Illinois State (4-0), Central Michigan (4-0) or Eastern Michigan (3-0).

His 1960 squad won the IAC championship with a perfect 6-0 record.



**Don Shroyer**  
1964-65  
Record: 4-16

Shroyer joined SIU in 1964 after two seasons with the football St. Louis Cardinals.

His only wins at SIU were over Louisville, Drake, Northern Iowa and SW Missouri State.

He returned to the Cardinals and primarily helped develop former Saluki standout quarterback Jim Hart.



**Ellis Rainsberger**  
1966  
Record: 4-5-1

Rainsberger came to SIU after serving as an assistant at Kansas. He left the Salukis after one season to become an assistant at Illinois, where he spent six years. Rainsberger later moved on to the Canadian Football League.



**Dick Towers**  
1967-73  
Record: 30-37-2

Towers was promoted to head coach after just one year as an assistant at SIU.

His teams battled top competition including, Louisville, East Carolina and Oklahoma State. Towers' teams posted three seasons above .500, three below and one at 5-5. After leaving SIU, he returned to Kansas and later served as athletics director at Kansas State.



**Doug Weaver**  
1974-75  
Record: 3-18-1

Weaver was named athletics director at SIU in 1973 and added the head football coaching duties the following year.

Weaver had been an assistant at Michigan State, Missouri, Kansas and UCLA, and head coach at Kansas State prior to SIU.

He resigned at SIU following the 1975 season to become the athletics director at Michigan State, where he served until retiring in 1990.



**Rey Dempsey**  
1976-83  
Record: 54-37

Dempsey had a reputation for rebuilding programs and had turned around the football fortunes at Youngstown State immediately prior to taking over SIU.

The Salukis became a player at the national level during his eight-year stay, winning big games against Temple, East Carolina, Fresno State, Marshall, Tulsa, West Texas and New Mexico State.

His lone loss to Wichita State in 1983 cost the Salukis a Missouri Valley Conference championship, but better things were to come as the Salukis won the National Championship, and Dempsey was named Division I-AA "Coach of the Year."

Dempsey left Southern within a week of winning the national title and took over the football program at Memphis State.

He resigned after several years at Memphis to become a full-time minister in the Columbus, Ohio, area where he still resides.



**Ray Dorr**  
1984-87  
Record: 17-27

Dorr had the difficult task of succeeding Dempsey.

His 1986 team was a pleasant surprise as it was perfect against Ohio Valley teams. A one-point loss at Kansas, after taking a late lead, will be remembered as one of the toughest defeats in the school history. His teams were 3-1 against both Eastern Illinois and Illinois State.



**Rick Rhodes**  
1988  
Record: 4-7

Although credited with upgrading the program, the genial Rhodes resigned just two months after his first season ended.

He returned "home" to Alabama where he joined the Crimson Tide's staff. He later became an assistant at Kentucky, and in 1993 was named head coach at McNeese State.



**Bob Smith**  
1989-93  
Record: 17-38

In five seasons at SIU, Smith's teams and players established numerous offensive records.

One of the most remarkable accomplishments of his five-year tenure came in 1991 when the Salukis managed to post a 7-4 record by winning the first five games of the season, rising as high as #15 in the national polls. The 1991 team was adept at winning close games, as six of its seven wins came by a total of just 14 points. The club won three games by a single point.



**Shawn Watson**  
1994-96  
Record: 11-22

Watson took over at SIU after putting in impressive seasons as an assistant at Miami (Ohio). His first team avoided a winless season when it upset a good Western Kentucky club, 10-7. Following the 1-10 start, his teams recorded back-to-back 5-6 seasons in 1995 and 1996. His

final club in 1996 got off to a 4-1 start before a five-game losing streak and 5-6 overall finish.



**Jan Quarless**  
1997-2000  
Record: 14-30

Quarless became SIU's 18th head coach in January, 1997. He had previously served as an assistant with the Salukis from 1977 through 1982 under Rey Dempsey.

Although his first team was 3-8, his 1999 club went 5-6 and set a new SIU scoring record.



**Jerry Kill**  
2001-Present  
Record: 34-26

Jerry Kill became the Salukis' 19th head coach in December, 2000.

Now in his sixth year at the helm of Southern Illinois, Kill has guided the Salukis to three-straight Gateway Conference championships and I-AA Playoff appearances.

In 2004, the Salukis spent 10 weeks atop the I-AA polls, and Kill won the Eddie Robinson Award for Coach of the Year in I-AA.

## All-Americans

To be "officially" considered an All-American, a player must be selected to the First Team by one of the following organizations.

### Associated Press

Houston Antwine, G	1960
Donnell Daniel, DB	1983
Mark Gagliano, P	1996
Cornell Craig, WR	1999
Alexis Moreland, S	2003
Elmer McDaniel, C	2004

### American Football Coaches Assoc.

Lionel Antoine, TE	1970
Lionel Antoine, TE	1971
Terry Taylor, DB	1983
Mark Gagliano, P	1996
Cornell Craig, WR	1999
Arkee Whitlock	2005

### Walter Camp Foundation

Mark Gagliano, P	1996
Cornell Craig, WR	1999
Muhammad Abdulqaadir, RB	2002
Elmer McDaniel, C	2004

### The Sports Network

Mark Gagliano, P	1996
Cornell Craig, WR	1999
Muhammad Abdulqaadir, RB	2002
Elmer McDaniel, C	2004

### Don Hansen's Football Gazette

John Field, DB	1985
Cornell Craig, WR	1999
Muhammad Abdulqaadir, RB	2002
Arkee Whitlock	2005

### Kodak All-American

Lionel Antoine, TE	1970
Tom Laputka, NG	1970
Terry Taylor, DB	1983

### All-American First Team

Houston Antwine, G	1960
Lionel Antoine, TE	1970
Tom Laputka, NG	1970
Lionel Antoine, TE	1971
Donnell Daniel, DB	1983
Terry Taylor, DB	1983
John Field, DB	1985
Mark Gagliano, P	1996
Cornell Craig, WR	1999
Muhammad Abdulqaadir, RB	2002
Alexis Moreland, S	2003
Elmer McDaniel, C	2004
Arkee Whitlock, RB	2005

### All-American Second Team

Gene Williams, G	1960
Darnell Hendricks, DB	1995
Damon Jones, TE	1996
Karlton Carpenter, RB	1998
Alexis Moreland, DB	2002
Elmer McDaniel, C	2003
Craig Coffin, K	2004
Alexis Moreland, S	2004



RB Arkee Whitlock



QB Joel Sambursky



LB Royal Whitaker

### All-American Third Team

Tom Striegel, P	1981
Karlton Carpenter, RB	1998
Arkee Whitlock, RB	2005

### All-American Honorable Mention

Dolph Souther, C	1936
Amos Bullocks, RB	1960
Chuck Goro, DB	1969
Bob Hasberry, RB	1969
Brad Pancoast, QB	1970
Brian Newlands, LB	1970
Tom Baugh, OL	1985
John Field, DB	1985
Tim Redmond, OL	1985
Byron Mitchell, RB	1985
Rick Spielman, LB	1985
Ira Davis, DB	1986
Mel Kirksy, RB	1986
Ralph Van Dyke	1986
Brad Crouse, DL	1987
David Smith, OT	1987
Jeff Gill, OL	1994
Darnell Hendricks, DB	1995
Tom Koutsos, RB	2000
Tavita Tovio, DL	2000
Bart Scott, LB	2001

### Division I-AA Coach of the Year

Rey Dempsey	1983
Jerry Kill	2004

### AFCA Regional Coach of the Year

Dick Towers	1970
Rey Dempsey	1983
Jerry Kill	2003
Jerry Kill	2004

### Division I-AA Player of the Year

Cornell Craig	1999
---------------	------

### Academic All-American First Team

Willie Brown, G	1959
Sam Finocchio	1970
Chuck Harmke, RB	1988
Jon Manley, LB	1991
Dwayne Summers, DL	1991

### Academic All-American Second Team

Dave Petruncio, DL	1970
--------------------	------

### Gateway Conference Coach of the Year

Jerry Kill	2003
Jerry Kill	2004

### Gateway Conference Offensive Player of the Year

Karlton Carpenter, RB	1998
Cornell Craig, WR	1999
Joel Sambursky, QB	2004

### Gateway Conference Newcomer of the Year

Teddy Sims, LB	2000
Muhammad Abdulqaadir, RB	2002
Brandon Jacobs, RB	2004

### Gateway Conference Freshman of the Year

Joel Sambursky, QB	2002
--------------------	------

### First-Team All-Gateway

Rich Spielman, LB	1985
John Field, DB	1985
Ralph VanDyke, OL	1986
Mel Kirksy, RB	1986
Ira Davis, DB	1986
David Smith, OT	1987
Brad Krouse, DL	1987
Rob Mason, OL	1988
Brad Krouse, DL	1988
Kevin Kilgallon, LB	1989
John Roots, WR	1990
Kevin Kilgallon, LB	1990
Mark Francis, OL	1991
Chuck Neitzel, OL	1992
Billy Swain, WR	1993
Mike Strickland, OL	1993
Jeff Gill, OL	1994
Damon Jones, TE	1995
Darnell Hendricks, DB	1995
Steve Jones, OL	1996
Damon Jones, TE	1996
Mark Gagliano, P	1996
Coe Bonner, RB	1996

John Armitrano, P	1997
Walter Skeate, OL	1998
Karlton Carpenter, RB	1998
Cornell Craig, WR	1999
Tom Koutsos, RB	2000
Tavita Tovio, DL	2000
Bryan Archibald, DL	2001
Tom Koutsos, RB	2001
Bart Scott, LB	2001
Muhammad Abdulqaadir, RB	2002
Alexis Moreland, DB	2002
Muhammad Abdulqaadir, RB	2002
Alexis Moreland, DB	2003
Elmer McDaniel, C	2003
Brandon Robinson, FB	2003
Linton Brown, DT	2004
Brent Little, WR	2004
Elmer McDaniel, C	2004
Alexis Moreland, S	2004
Joel Sambursky, QB	2004
Royal Whitaker, LB	2004
Joel Sambursky, QB	2005
Arkee Whitlock, RB	2005
Will Justice, C	2005
Linton Brown, DT	2005
Royal Whitaker, LB	2005
Jamarquis Jordan, DB	2005
Craig Turner, RS	2005

### Second-Team All-Gateway

Mark Banbury, OL	1986
Brad Crouse, DL	1986
John Edwards, LB	1986
Bruce Phipps, TE	1986
David Smith, OL	1986
Mike Carbonaro, LB	1987
Jay Hurdle, DB	1987
Byron Mitchell, RB	1987
Ezell Shelton, LB	1987
Chuck Harmke, RB	1988
Willie Davis, DB	1989
Shannon Ferbrache, DL	1989
Wesley Yates, WR	1989
Jeff Long, DB	1990
David Peters, P	1990
Doug Amaya, TE	1991
Yonel Jordan, RB	1991
John Manley, DL	1991
Justin Roebuck, WR	1991

2003 • 2004 • 2005 GATEWAY CHAMPIONS

Tom Roth, OL.....	1991
Dwayne Summers, DL.....	1991
Wayne Manu, DL.....	1992
Anthony Perry, RB.....	1992
Justin Roebuck, WR.....	1992
Clint Smothers, DB.....	1992
Mike Strickland, OL.....	1992
Jim Cravens, DB.....	1993
Mark Gagliano, P.....	1994
Damon Jones, TE.....	1994
Karlton Carpenter, RB.....	1995
Reggie Fowler, WR.....	1996
Cornell Craig, WR.....	1997
Freddie Taylor, DB.....	1997
John Armitrano, P.....	1998
Cornell Craig, WR.....	1998
Jim Lawhorn, OL.....	1998
Jim Lawhorn, OL.....	1999
Sherard Poteete, QB.....	1999
Tavita Tovio, DT.....	1999
Bryan Archibald, DL.....	2000
Teddy Sims, LB.....	2000
Mike Fritzier, C.....	2002
Billy Beard, DE.....	2003
Tom Koutsos, RB.....	2003
Wes Proctor, OT.....	2003
Joel Sambursky, QB.....	2003
Royal Whitaker, LB.....	2003
Brian Akins, OT.....	2004
Craig Coffin, K.....	2004
Brandon Jacobs, RB.....	2004
Frank Johnson, S.....	2004
Jeff Jones, DT.....	2004
Jamarquis Jordan, S.....	2004
Chris Kupec, TE.....	2004
Matt Miller, OT.....	2004
Arkee Whitlock, RB.....	2004
J.T. Wise, FB.....	2005
Brent Little, WR.....	2005
Chris Kupec, TE.....	2005
Jared Green, G.....	2005
Lionel Williams, DT.....	2005
Frank Johnson, S.....	2005

**Honorable Mention All-Gateway**

Ron Kirk, DL.....	1988
Mark Francis, OL.....	1990
Yogi Henderson, TE.....	1990
Jason Jakovich, OL.....	1990
Tim Wells, DB.....	1990
Brian Downing, QB.....	1991
Rob Moran, LB.....	1991
Anthony Perry, RB.....	1991
Clint Smothers, DB.....	1991
Mike Strickland, OL.....	1991
Scott Gabbert, QB.....	1992
Jason Jakovich, OL.....	1992
Yonel Jordan, RB.....	1992
LaVance Banks, WR.....	1993
Jason Jakovich, OL.....	1993
Jim Ramsey, OL.....	1993
Dave Smith, TE.....	1993
Clint Smothers, LB.....	1993
Tommy Anderson, LB.....	1994
Reggie Fowler, WR.....	1994



**C Elmer McDaniel**



**RB Muhammad Abdulqaadir**



**S Alexis Moreland**

Darnell Hendricks, DB.....	1994
Mark Gagliano, P.....	1995
Larry Mullins, OL.....	1995
Brian Tranchitella, LB.....	1995
C.J. McDavid, DB.....	1996
Dave Smith, TE.....	1996
Lawrence Watkins, OL.....	1996
Jason Krivis, OL.....	1997
Salter Skeate, OL.....	1997
Tavita Tovio, DL.....	1997
Bart Scott, LB.....	1998
Kent Skornia, QB.....	1998
Tavita Tovio, DL.....	1998
Scott Everhart, K.....	1999
Brandon Frick, OL.....	1999
Tom Koutsos, RB.....	1999
Brian Broussard, DL.....	2000
LaMarcus Spillers, LB.....	2000
Dante Stovall, LB.....	2000
Mike Fritzier, C.....	2001
Chad Graefen, OT.....	2001
Jon Pendergrass, DB.....	2001
Courtney Abbott, WR.....	2002
Brian Akins, OT.....	2002
Joel Sambursky, QB.....	2002
Linton Brown, DT.....	2003
Frank Johnson, S.....	2003
Brent Little, WR.....	2003
Yemi Akisanya, CB.....	2004
Brandon Bruner, CB.....	2004
Andrew Franklin, DE.....	2004
Kellen Allen, WR.....	2005
Phillip Doyle, LB.....	2005
Mark Philipp, DT.....	2005

**Gateway All-Newcomer Team**

Darnell Hendricks, DB.....	1994
Damon Jones, TE.....	1994
Arglista Scott, DL.....	1994
Karlton Carpenter, RB.....	1995
Darryl Holland, DL.....	1995
Hassan McCullough, DB.....	1995
C.J. McDavid, DB.....	1995
Danny Smith, QB.....	1995
Ryan Hallahan, LB.....	1996
Jason Krivis, OL.....	1996
John Armitrano, P.....	1997
Kent Skornia, QB.....	1997
Tavita Tovio, DL.....	1997

Bart Scott, LB.....	1998
Sherard Poteete, QB.....	1999
Scott Everhart, K.....	1999
Tom Koutsos, RB.....	1999
Justin George, WR.....	2001
Alexis Moreland, S.....	2001
Jon Pendergrass, S.....	2001
Courtney Abbott, WR.....	2002
Muhammad Abdulqaadir, RB.....	2002
Joel Sambursky, QB.....	2002
Royal Whitaker, LB.....	2002
Linton Brown, DT.....	2003
James Fields, DE.....	2003
Frank Johnson, S.....	2003
Jamarquis Jordan, S.....	2003
Elmer McDaniel, C.....	2003
Brandon Jacobs, RB.....	2004
Craig Turner, FB.....	2004
Arkee Whitlock, RB.....	2004
Darren Marquez, OT.....	2005
Lorenzo Wims, DE.....	2005
Jimmy Wegerer, G.....	2005

**Gateway All-1990s Decade Team  
Honorable Mention**

Mike Strickland, OL.....	1990-93
Billy Swain, WR.....	1990-93

**Gateway President's  
Academic Excellence Award**

Matt Herzberg, DL.....	1988-89
Jon Manley, LB.....	1991-92
Joel Wardynski, RB.....	1994-95
Jason Krivis, T.....	1997-98

**Gateway All-Academic  
First Team**

Mark Gagliano, P.....	1994
Mark Gagliano, P.....	1995
Ryan Given, K.....	1995
Mark Gagliano, P.....	1996
Jason Krivis, OL.....	1997
Joel Sambursky, QB.....	2003
Chris Kupec, TE.....	2004
Tony Rinella, LB.....	2004
Joel Sambursky, QB.....	2004
Brad Brachear, CB.....	2005
Chris Kupec, TE.....	2005
Joel Sambursky, QB.....	2005

**Gateway All-Academic  
Second Team**

Brad Bohannon, K.....	1994
Ryan Given, K.....	1994
Bryan Hawkins, OL.....	1994
Brian Prudent, DL.....	1994
Tony Seman, LB.....	1994
Tony Seman, LB.....	1995
Reggie Fowler, WR.....	1996
Bryan Nalbertowicz, FB.....	1996
Nate Orsburn, OL.....	1996
Jim Lawhorn, OL.....	1998
Mark Shasteen, WR.....	1999
Scott Everhart, K.....	2000
Matt Scheffler, OL.....	2000
Bryan Archibald, DL.....	2001
Scott Everhart, K.....	2001
Mark Shasteen, WR.....	2001
Matt Anderson, OL.....	2002
Scott Everhart, K.....	2002
Matt Scheffler, DT.....	2002
Royal Whitaker, LB.....	2003
Phillip Doyle, LB.....	2004
Matt Miller, OT.....	2004
Andrew Kernes, OT.....	2005
Tony Rinella, LB.....	2005

**Gateway All-Academic  
Honorable Mention**

Ryan Peterson, OL.....	1994
Kevin Skinkis, OL.....	1996
Brian Walker, RB.....	1996
Reggie Fowler, WR.....	1997
Jim Lawhorn, OL.....	1999
Mark Shasteen, WR.....	2000
Chad Graefen, OT.....	2001
Tom Koutsos, RB.....	2001
Brad Brachear, CB.....	2003
Chris Kupec, TE.....	2003
Brad Brachear, CB.....	2004
Marlon Heaston, S.....	2004
J.T. Wise, FB.....	2004
Phillip Doyle, LB.....	2005
Craig Turner, RB.....	2005
J.T. Wise, FB.....	2005



*P Mark Gagliano*



*DB Donnell Daniel*



*G Houston Antwine*



*TE Lionel Antoine*

**Missouri Valley Conference  
Coach of the Year**

Ray Dempsey..... 1983

**Missouri Valley Conference  
Defensive Player of the Year**

John Harper, DL..... 1982  
Donnell Daniel, DB..... 1983

**First-Team**

**All-Missouri Valley Conference**

Dan Brown, LB..... 1977  
Hugh Fletcher, TE..... 1978  
Bryon Honore, OL..... 1978  
Burnell Quinn, RB..... 1978  
James Phillips, DL..... 1978  
Mark Michuda, DL..... 1978  
Ron Geels, DB..... 1978  
Kevin House, WR..... 1979  
Byron Honore, OL..... 1979  
Burnell Quinn, RB..... 1979  
James Phillips, DL..... 1979  
Joe Barwinski, LB..... 1979  
Oyd Craddock, DB..... 1979  
Chris Lockwood, OL..... 1980  
Darrin Davis, C..... 1980  
James Phillips, DL..... 1980  
Chris Lockwood, OL..... 1981  
Darrin Davis, C..... 1981  
Walter Poole, RB..... 1981  
John Harper, DL..... 1981  
Greg Shipp, DB..... 1981  
Tom Striegel, P..... 1981  
John Harper, DL..... 1982  
Granville Butler, LB..... 1982  
Terry Taylor, DB..... 1982  
Brad Pilgard, OL..... 1983  
Sterling Haywood, DL..... 1983  
Ken Foster, DL..... 1983  
Granville Butler, LB..... 1983  
Donnell Daniel, DB..... 1983  
Terry Taylor, DB..... 1983

**Second-Team**

**All-Missouri Valley Conference**

Dave Callahan, DT..... 1979  
Marvin Hinton, WR..... 1982  
Brad Pilgard, OT..... 1982

Greg Shipp, S..... 1982  
Ron Miller, K..... 1983  
James Stevenson, WR..... 1983  
Carey Shephard, TE..... 1983  
Derrick Taylor, RB..... 1983  
Rick Johnson, QB..... 1983  
Fabray Collins, LB..... 1983  
Greg Shipp, DB..... 1983  
Drew Morrison, P..... 1983

**Honorable Mention**

**All-Missouri Valley Conference**

Oyd Craddock, DB..... 1977  
Oyd Craddock, DB..... 1978  
Larray Kavanagh, TE..... 1979  
Jim Farley, DE..... 1979  
Tom Piha, NG..... 1979  
Pierre Pugh, TE..... 1982

**Missouri Valley Conference  
All-Academic Team**

Mark Mielock, OT..... 1979  
James Phillips, DT..... 1979  
Joe Barwinski, LB..... 1979  
Oyd Craddock, DB..... 1979  
Dave Callahan, DL..... 1979

**Illinois Intercollegiate Athletic  
Conference First Team**

Leedio Cabutti, E..... 1945  
Sam Milosevich, T..... 1945  
Gene Stolar, B..... 1945  
James Lovin, T..... 1946  
Bill Malinsky, QB..... 1946  
Gene Stolar, B..... 1946  
Bob Colborn, E..... 1947  
John Corn, T..... 1947  
James Lovin, T..... 1947  
Bill Malinsky, B..... 1947  
Don Riggs, B..... 1947  
James Lovin, T..... 1948  
Robert Colborn, E..... 1949  
James Lovin, T..... 1949  
Harold Call..... 1950  
Don Cross..... 1950  
Paul Swoboda..... 1950

**Illinois Intercollegiate Athletic  
Conference Second Team**

John Corn, G..... 1945  
Tommy Gher, C..... 1945  
James Harsh, B..... 1945  
Clarence Lowry, B..... 1945  
Leedie Cabutti, E..... 1946  
Bill Cosgrove, C..... 1947  
Joe Hughes, E..... 1947  
Bill Cosgrove, C..... 1948  
Joe Hughes, E..... 1948

**Illinois Intercollegiate Athletic  
Conference Honorable Mention**

Bill Cosgrove, G..... 1946  
Bob Johnson, B..... 1946  
Charles Mathieu, T..... 1946  
Sam Milosevich, T..... 1946  
John Ruzich, FB..... 1946  
Galen Davis, B..... 1947  
Robert Etheridge, G..... 1947  
Bob Johnson, B..... 1947  
Bunker Jones, E..... 1947  
Charles Mathieu, T..... 1947  
George Sawyer, B..... 1947  
Robert Colborn, E..... 1948  
John Corn, T..... 1948  
Warren Littleford, T..... 1948  
Bob Neal, B..... 1948

**Interstate Intercollegiate Athletic  
Most Valuable Player**

Carver Shannon, RB..... 1956  
Cecil Hart, FB..... 1958  
Willie Brown, G..... 1959

**Interstate Intercollegiate Athletic  
Conference First Team**

Bob Ems, FB..... 1952  
Cliff Johnson, T..... 1952  
Wayne Williams, E..... 1955  
Houston Antwine, T..... 1957  
John Abramovitch, C..... 1957  
Marion Rushing, E..... 1957  
Houston Antwine, T..... 1958  
Willie Brown, G..... 1958  
Cecil Hart, FB..... 1958  
Bill Norwood, QB..... 1958

Willie Brown, G/LB..... 1959  
Houston Antwine, T..... 1960  
Amos Bullocks, RB..... 1960  
Ron Winter, QB..... 1960  
Tom Bruna, FB..... 1960  
Paul Brostrum, G..... 1960  
Houston Antwine, T..... 1960  
Sam Silas, T..... 1961  
Ron Winter, QB..... 1961  
Amos Bullocks, RB..... 1961  
Jim Thompson, T..... 1961  
Frank Imperiale, G..... 1961  
Jim Minton, G..... 1961  
Dennis Harmon, RB..... 1961

**Interstate Intercollegiate Athletic  
Conference Second Team**

Jack Schneider, RB..... 1955  
Jim Hayes, T..... 1955  
Marion Rushing, G..... 1955

**Interstate Intercollegiate Athletic  
Conference Honorable Mention**

Bob Ems, FB..... 1951  
Clifford Johnson, T..... 1951  
Joe Huske, QB..... 1953  
Clifford Johnson, T..... 1954  
Houston Antwine, T..... 1959  
Girard Secker, C..... 1959  
Tom Bruna, RB..... 1959  
Girard Secker, C..... 1960  
Dennis Harmon, RB..... 1960  
Jim Battle, E..... 1961

**Missouri Valley Conference  
Offensive Player of the Week**

11/23/74 Bruce Puhr, WR  
10/11/75 Leonard Hopkins, QB  
9/22/76 Andre Herrera, RB  
11/5/77 Burnell Quinn, RB  
9/15/79 Kevin House, WR  
10/13/79 Gerald Carr, QB  
10/27/79 Burnell Quinn, RB  
9/18/82 Rick Johnson, QB  
10/1/83 Rick Johnson, QB



QB Jim Hart



WR Kevin House

**Missouri Valley Conference**

**Defensive Player of the Week**

- 10/8/75 Kevin Woods, DB
- 9/14/77 John Palermo, DB
- 10/5/77 Ron Geels, DB
- 9/23/78 Mark Michuda, DE
- 9/8/79 James Phillips, LB
- 10/6/79 Oyd Craddock, DB
- 11/10/79 Rick Bielecki, LB
- 9/4/82 Terry Taylor, DB
- 10/16/82 Granville Butler, LB
- 10/23/82 Granville Butler, LB
- 9/3/83 Terry Taylor, DB
- 9/10/83 Donnell Daniel, DB
- 9/24/83 Donnell Daniel, DB
- 10/15/83 Fabray Collins, LB
- 10/22/83 Granville Butler, LB

**Gateway Conference**

**Offensive Player of the Week**

- 9/29/85 Byron Mitchell, RB
- 9/7/87 Paul Patterson, RB
- 10/19/87 Fred Gibson, QB
- 9/3/88 Fred Gibson, QB
- 10/15/88 Chuck Harmke, FB
- 11/19/88 Joe Cook, SE
- 10/1/89 Scott Gabbert, QB
- 10/8/89 Scott Gabbert, QB
- 9/10/90 Brian Downey, QB
- 9/2/91 Brian Downey, QB
- 9/9/91 Greg Brown, RB
- 9/19/92 Scott Gabbert, QB
- 10/10/92 Scott Gabbert, QB
- 11/21/92 Scott Gabbert, QB
- 9/23/95 Damon Jones, TE
- 10/4/95 Danny Smith, QB
- 11/2/96 Coe Bonner, RB
- 9/27/97 Karlton Carpenter, RB
- 9/19/98 Kent Skornia, QB
- 11/14/98 Karlton Carpenter, RB
- 9/12/99 Sherard Poteete, QB
- 9/19/99 Tom Koutsos, RB
- 11/21/99 Cornell Craig, WR
- 9/9/00 Tom Koutsos, RB
- 9/16/00 Tom Koutsos, RB
- 9/21/02 M. Abdulqaadir, RB
- 9/28/02 M. Abdulqaadir, RB
- 10/5/02 M. Abdulqaadir, RB

- 10/12/02 M. Abdulqaadir, RB
- 10/6/03 Joel Sambursky, QB
- 10/18/03 M. Abdulqaadir, RB
- 9/4/04 Brandon Jacobs, RB
- 11/2/03 Joel Sambursky, QB
- 11/13/04 Joel Sambursky, QB
- 10/31/05 Arkee Whitlock, RB

**Gateway Conference**

**Defensive Player of the Week**

- 10/11/86 Brad Crouse, MG
- 10/18/86 Ezell Shelton, LB
- 11/8/86 Mike Carbonaro, LB
- 10/5/87 Mike Carbonaro, LB
- 10/22/88 Shannon Ferbache, DE
- 9/23/91 Derrick Faulkner, CB
- 9/30/91 Clint Smothers, FS
- 9/13/93 Ron Hubbard, DT
- 10/22/94 Tony Seman, LB
- 9/14/96 C.J. McDavid, DB
- 9/13/97 Freddie Taylor, DB
- 9/12/98 Orlando Rogers, DB
- 11/11/00 Teddy Sims, LB
- 10/5/02 Royal Whitaker, LB
- 10/9/04 Alexis Moreland, S
- 10/16/04 Alexis Moreland, S

**Gateway Conference**

**Offensive Lineman of the Week**

- 9/2/95 Larry Mullins, C
- 9/28/96 Steve Jones, OL
- 11/2/96 Steve Jones, OL
- 11/21/99 Jim Lawhorn, OL
- 11/5/02 Brian Akins, OT
- 9/2/03 Wes Proctor, OT
- 9/16/03 Justin Rich, G
- 10/15/03 Elmer McDaniel, C
- 9/4/04 Brian Akins, OT
- 10/16/04 Elmer McDaniel, C
- 9/13/05 Jared Green, G
- 11/8/05 Will Justice, C

**Gateway Conference**

**Special Teams Player of the Week**

- 9/13/93 Mark Gagliano, P
- 10/15/94 Mark Gagliano, P
- 10/22/94 Mark Gagliano, P
- 9/2/95 Karlton Carpenter, RB
- 9/5/98 John Amitrano, P
- 9/5/99 Scott Everhart, K
- 10/2/04 Craig Turner, RS
- 9/5/05 Braden Jones, TE
- 11/19/05 Zach Kettelkamp, P

**Don Hansen's Football Gazette**

**Offensive Player of the Week**

- 9/21/02 M. Abdulqaadir, RB
- 9/28/02 M. Abdulqaadir, RB
- 10/5/02 M. Abdulqaadir, RB
- 10/12/02 M. Abdulqaadir, RB
- 10/31/05 Arkee Whitlock, RB

**Don Hansen's Football Gazette**

**Defensive Player of the Week**

- 10/5/02 Royal Whitaker, LB

**The Sports Network**

**Offensive Player of the Week**

- 10/20/03 M. Abdulqaadir, RB
- 10/31/05 Arkee Whitlock, RB

**All-American Bowl**

- Houston Antwine, DL..... 1960
- Amos Bullocks, RB ..... 1961

**Las Vegas All-American Classic**

- Muhammad Abdulqaadir, RB... 2003
- Terry Jackson, RB..... 2004

**Blue-Gray Game**

- Kevin House, WR..... 1979
- John Harper, LB..... 1982
- Tom Baugh, C ..... 1985

**East-West Shrine Game**

- Lionel Antoine, OT..... 1971
- Tom Baugh, C ..... 1985
- Brandon Jacobs, RB..... 2004

**Senior Bowl**

- Dennis Harmon, DB..... 1962
- Damon Jones, TE..... 1996

**Academic All-District First Team**

- Chris Kupec, TE ..... 2003
- Royal Whitaker, LB ..... 2003
- Joel Sambursky, QB ..... 2005
- J.T. Wise, FB ..... 2005
- Andrew Kernes, OT..... 2005
- Tony Rinella, LB..... 2005
- Brad Brachear, CB ..... 2005

**Academic All-District Second Team**

- Matt Anderson, G ..... 2002
- Scott Everhart, K..... 2002
- Tony Rinella, LB..... 2004

**Missouri Valley Conference**

**Hall of Fame**

- Jim Hart, QB ..... 1962-65

**Saluki Hall of Fame**

- Lionel Antoine ..... 1967-71
- Houston Antwine ..... 1957-60
- Cecil Bass ..... 1914-15
- Jim Battle ..... 1959-62
- Tom Baugh..... 1982-85
- Gene Bricker ..... 1927-29
- Frank Bridges ..... 1925-28
- Bill Brown ..... 1939-40
- Willie Brown ..... 1956-59
- Amos Bullocks..... 1958-61
- Harry Canada..... 1930-31
- Bob Colborn ..... 1946-49
- Verdie Cox..... 1938-41
- Oyd Craddock ..... 1976-79
- Donnell Daniel ..... 1982-83
- Ralph Davison ..... 1931-33
- Rey Dempsey..... 1976-83
- Russell Emery ..... 1932-35
- J.T. English ..... 1937-40
- Frank Eovaldi..... 1927-30
- Raymond Floyd ..... 1924-27
- William Freeberg ..... 1938-41
- Scott Gabbert..... 1988-92
- James Gray ..... 1932-34
- Jim Hart ..... 1963-65
- Andre Herrera ..... 1974-76
- Lynn Holder..... 1931-34
- Kevin House ..... 1976-79
- Rick Johnson ..... 1980-83
- Jim Lovin ..... 1946-49
- Glenn "Abe" Martin..... 1939-49
- Carl Mauck..... 1966-68
- William McAndrew ... 1913-16, 21-38
- Paul McKinnis..... 1930
- William Morawski ..... 1932-35
- Tom North ..... 1934-37
- Bill Norwood ..... 1956-58
- Bill O'Brien ..... 1941-42
- Burnell Quinn..... 1976-79
- Bob Reeves ..... 1931-33
- Marion Rushing..... 1954-57
- Carver Shannon..... 1955-58
- Sam Silas ..... 1959-62
- Clarence Stephens ..... 1929-32
- Quentin Stinson..... 1947
- Charles Strusz..... 1938
- Terry Taylor..... 1980-83
- Bill Townes ..... 1938-41
- Charles Warren ..... 1962-64
- Wayne Williams ..... 1952-55



## 1983 NCAA Football I-AA National Champions

Nineteen eighty-three. For many Southern Illinoisans, that year brings back more than just memories of Michael Jackson, Ronald Reagan and big hair.

It was the year that the Southern Illinois University football team put together a dominating and magical run to take the Division I-AA National Championship.

After just missing an undefeated regular-season with a loss to Division I-A Wichita State in the regular-season finale, the Dawgs marched through the playoffs, outscoring their three opponents by an average of 23 points, capped by a 43-7 thrashing of Western Carolina in the National Championship game.

The Salukis finished that campaign with a sparkling 13-1 record, by far the best mark in SIU history. Fans were inspired to record a song about the team

and carry the goal posts from McAndrew Stadium to the Strip on two occasions.

But has it really been 20+ years? Believe it or not, more than two decades have passed since SIU won it all.

“Even though time is flying by,” said then-SIU coach Rey Dempsey, “it’s still amazing it’s been 20 years.”

“Sometimes it seems like 100 years ago,” said that team’s starting quarterback, Rick Johnson. “And sometimes it seems like yesterday. It’s kind of weird.”

The team celebrated the 20th anniversary of that magical season with a reunion at McAndrew Stadium on Sept. 27, 2003 when SIU played St. Joseph’s. Approximately 50 players from that team attended the game and reminisced about what was indisputably the greatest football team in school history.

The ‘83 Salukis had it all



*Rick Johnson*



*Terry Taylor*

— chemistry, dedication, talent and a confidence that was there from the get-go.

“I recall friends saying ‘I heard you are going to have a good team,’” Dempsey said of the weeks leading to the ‘83 season. “My reply was, ‘I think we’re going to win a I-AA championship.’”

“We thought we were that good coming in. In general, we agreed among ourselves we were going to do it.”

That confidence was a direct result of the team’s unparalleled unity and preparation. Dempsey and his staff set the tone.

“We were close knit as a team and staff,” Dempsey said. “That looks easy to do, but that is a hard thing to do.”

“The guy never slept,” Johnson said of Dempsey.

“We felt nobody was going to outwork us as a staff,” Dempsey

said. “And our players worked very hard. It all starts from the top. If you work hard, they will work hard.”

“You always had the sense that someone had your back,” Johnson said. “We all hung out together. When you get that, everything starts to work together.”

Ironically, despite being so dominant, the Salukis were not a team of superstars. There was no, one, star player, just a focused group of team-players with one common goal.

“You can name any player on the team,” Dempsey told Greg Hardwig of the Southern Illinoisian in 1997, “and you can say ‘Hey, he was very vital to us.’”

“You give credit to coach Dempsey,” said tailback Sterling Haywood, “he kept us humble.”

None of the players’ individual stats jump out at you. But the only stat that really mattered

certainly does — SIU averaged 32.6 points per game that season and gave up just 14.3.

“I think 28 of those were scored by the defense,” Johnson said, half-seriously. “Our defense was awesome. We just had studs.”

Primarily in their secondary, which featured cornerbacks Terry Taylor and Donnell Daniel. Taylor went on to be a first-round NFL draft pick and have a, 11-year career.

“With Terry Taylor,” Johnson said, “you could see the fear in the quarterback’s eyes.”

The duo were also dangerous on special teams, as Taylor specialized in blocking kicks, while Daniel was a threat on punt returns.

Safeties Greg Shipp and B.T. Thomas joined them in a secondary that picked off seven West Carolina passes in the National Championship game.

Linebackers Granville Butler, Fabray Collins, Dan Wetzel and Mike Brascia, plus linemen Ed Norman, Ken Foster and Haywood rounded out the unit.

SIU’s offense was solid, but not spectacular, led by fifth-year senior Johnson. Their backfield featured tailback Derrick Taylor, fullback Corky Field and Terry Green. Wideouts James Stevenson and Cecil Ratliff were Johnson’s primary targets, as were tight ends Cary Shephard and Carbondale native Mike O’Day.

“The defense was really good, but the offense put up a lot of points too,” Haywood said.

Future NFL star Tom Baugh anchored a young offensive line at center, flanked by guards David Bock and Mark Banburry and tackles Ralph Van Dyke and John Cook.

The Salukis’ success throughout the regular season can be attributed mostly to talent...and a little luck.

For the most part, SIU dominated. Wins over Western Illinois, Southeast Missouri State, Northern Iowa, Drake, Missouri



**1983 NCAA I-AA Quarterfinal  
Southern Illinois 23, Indiana St. 7**

	1	2	3	4	Final
ISU	7	0	0	0	7
SIU	3	10	7	3	23

ISU	SIU	How Scored
7	0	Hitz 4 pass from Miller
7	3	FG Ron Miller
7	10	Corky Field 1 run
7	13	FG Miller 25
7	20	Field 1 run
7	23	FG Miller 37

ISU	Stats	SIU
4	First Downs	21
26	Yards Rushing	157
29	Yards Passing	174
18	Passes Att.	23
3	Passes Comp.	12
2	Had Intercepted	1
7-34	Punts-Avg.	4-45
4-2	Fumbles-Lost	5-1

**Rushing**  
ISU-Henderson 11-50, Dwenger 4-6; SIU-Taylor 22-72, Field 16-48, Wilson 6-17  
**Passing**  
ISU-Miller 3-15-2, 29  
SIU-Johnson 12-23-1, 174  
**Receiving**  
ISU-Henderson 1-23, Hitz 1-4;  
SIU-Shephard 4-80, Stevenson 3-60, Byrd 2-14

**1983 NCAA I-AA Semifinal  
Southern Illinois 23, Nev.-Reno 7**

	1	2	3	4	Final
UNR	0	0	7	0	7
SIU	3	6	0	14	23

UNR	SIU	How Scored
0	3	FG Ron Miller 35
0	6	FG Miller 42
0	9	FG Miller 19
7	9	Anthony Corley 2 run
7	16	Terry Taylor 24 int. return
7	23	Derrick Taylor 2 run

UNR	Stats	SIU
8	First Downs	12
89	Yard Rushing	76
39	Yards Passing	189
19	Passes Att.	25
6	Passes Comp.	13
4	Had Intercepted	2
7-36	Punts-Avg.	6-40
3-2	Fumbles-Lost	3-1

**Rushing**  
UNR-Corley 25-76, Kelly 6-12, Beavers 7-1  
SIU-Taylor 18-58, Field 14-52, Byrd 1-6  
**Passing**  
UNR-Beavers 6-19-4, 39  
SIU-Johnson 13-25-2, 189  
**Receiving**  
UNR-Kelly 3-17, Williams 2-19, Rivera 1-3; SIU-Taylor 4-15, Shephard 2-42, Field 2-14

**1983 NCAA I-AA Championship  
So. Illinois 43, W. Carolina 7**

	1	2	3	4	Final
WCU	0	0	0	7	7
SIU	0	10	23	10	43

W	S	How Scored
0	7	Taylor 10 pass-Johnson
0	10	FG Ron Miller 36
0	17	Johnson 1 run
0	24	Stevenson 26 pass-Johnson
0	26	Melvin Foster
0	33	Terry Green 1 run
0	36	FG Miller 23
7	36	Kiser 18 pass Gilbert
7	43	Green 10 run

WCU	Stats	SIU
15	First Downs	19
38	Yards Rushing	100
154	Yards Passing	213
34	Passes Att.	25
16	Passes Comp.	19
7	Had Intercepted	0
4-31	Punts-Avg.	5-41
5-1	Fumbles-Lost	3-2

**Rushing**  
WCU-Williams 7-48, Dorsey 10-7, Preston 1-5; SIU-Taylor 18-40, Green 8-34, Byrd 2-21  
**Passing**  
WCU-Gilbert 16-33-7, 154; Perkins 0-1-0, 0; SIU-Johnson 19-25-0, 213  
**Receiving**  
WCU-Dorsey 4-49, Williams 4-23, Rasheed 2-26; SIU-Taylor 6-39, Stevenson 5-88, Shephard 2-13



State, Indiana State and New Mexico State were all decided by at least two touchdowns.

But the second game of the year, a 17-14 win over defending Division II national champion Eastern Illinois, is considered by Johnson, Dempsey and Haywood as the flash point of the season.

A blocked punt by Frank Carr that was recovered in the end zone tied the game at 14 late, and freshman Ron Miller kicked a field goal to provide the margin of victory later.

"I think we were just a normal team until the Eastern game," Johnson said. "I think that was a turning point. It seemed like we could never beat them.

"That's when it was like 'That's it, there is no turning back. That's when our team got the swagger.'"

The Salukis pulled out two other close games during the regular season, coming back from a 28-21 halftime deficit to beat Arkansas State, and shocking Illinois State, 28-26.

The Redbirds held a 26-21 lead, and had the ball in Saluki territory late in the game.

The game appeared to be over. But a pair of bad snaps — thanks in large part to a noisy McAndrew Stadium crowd — forced the Redbirds to punt deep in their own territory. SIU then drove in for the game-winning touchdown on the ensuing series.

The only blemish of the season turned out to be a blessing. At 10-0 and ranked 20th overall in the country (I-A and I-AA) going into the regular-season finale, the Salukis were humbled.

Wichita State ruined SIU's perfect season with a 28-6 thumping, costing the Salukis the Missouri Valley Conference title.

Fortunately, the loss just made SIU stronger.

"They didn't panic after the Wichita State game," Dempsey said. "That made them angry.

"It was a wake-up call," Johnson said.

"We lost conference," Haywood said. "We blew that. We definitely didn't want to blow it in playoffs."

"I don't think it phased us one bit," Johnson said. "I think it missed us off."

Did it ever.

Despite the loss, the Salukis entered the playoffs as the No. 1 seed, getting a first round bye. With home field advantage, they rolled past Indiana State and Nevada-Reno by identical 23-7 scores to advance to the championship in Charleston, S.C.

The confidence displayed in the regular season only intensified before their showdown with West Carolina.

SIU was so ready for their opponent that coach Dempsey canceled a team meeting the night before the game.

"He said 'this game is over,'" Haywood said. "And he told us to go back to our hotel rooms."

The Salukis were so anxious the next morning that many of them skipped the pre-game meal.

"Some of the players asked if they could take their steak and put it in a bag," Dempsey said. "They were ready to play."

The Salukis were able to back up that swagger from the opening kickoff to the final seconds.

"To tell you the truth, it was total dominance," Haywood said.

The Salukis picked off seven

WCU passes in the game, and led 33-0 entering the fourth quarter. Johnson led the offense, completing 19-of-25 pass for 213 yards and three touchdowns in his final game at SIU.

"We thought it would be a very close game because they had tremendous speed and great coaching staff," Dempsey said. "But we never expected that big of a lead."


"They were determined they were going to win that game."

To listen to Dempsey and Johnson reflect on that season, one would guess it happened a few weeks ago. But its been a while, and a lot has changed.

Johnson is now an actor, appearing in such films as Jerry Maguire, Any Given Sunday, and The Rock. Dempsey is a senior pastor at his church in Ohio.

But the Saluki program may be on the verge of going full circle.

Twenty-three years after winning the National Championship, the Salukis are among the preseason favorites to compete for a I-AA Playoff bid and the national title.



## 2003 I-AA Playoffs

### Delaware 48 Southern Illinois 7

November 29, 2003  
McAndrew Stadium

NEWARK Del. — It was a nightmarish end to a dream of a season.

And in painfully ironic fashion, the very things that got the Southern Illinois University football team to the playoffs for the first time in 20 years were the things that led to its quick exit Saturday against eventual National Champion Delaware.

After giving up just 28 first quarter points through 11 regular-season games, the Salukis gave up 27 unanswered points in the first quarter alone.

And after turning the ball over 11 times all year, the Salukis coughed up the ball four times in the first half -- three of which led

to touchdowns.

The result was a stunning 34-0 deficit midway through the second quarter.

The Salukis never recovered, as second-seeded Delaware went on to drub SIU, 48-7, in the first round of the I-AA tournament. SIU wound up turning the ball over six times in the game and also had a punt blocked which resulted in a touchdown.

"The strength of our football team all year was that we didn't turn the ball over," said SIU head coach Jerry Kill. "That didn't happen today. We've always been good in the kicking game. Those two things we didn't do well today."

"All the credit to Delaware," senior tailback Tom Koutsos said. "We got our butts kicked today, but we didn't help ourselves. All year we didn't have turnovers,

blocked punts, stuff like that. Today, the ball didn't bounce our way. We made a lot of mistakes and shot ourselves in the foot more than anything."

SIU ended a memorable season in forgettable fashion, but things could have been much worse.

Trailing 41-7 late in the third quarter, quarterback Joel Sambursky was literally leveled by Delaware linebacker Brian McDermond.

Sambursky lay motionless on the ground for about 10 minutes, while his teammates convened on the sidelines for a prayer and the training staff tended to the injured Saluki. Sambursky had to be taken off the field on a stretcher and was taken to the hospital.

"I love the kid like a son, just like a I love all these kids like sons," Kill said. "Your heart just sinks, and the whole football team's heart sunk. But I also think Delaware's (heart) sunk. Nobody wants to see that."

"It was a very emotional, scary moment," said wide receiver Brent Little. "He's the leader of the team. To see him down like that was very scary."

Fortunately, Sambursky was fine, though he did not return.

The stat sheet would indicate a close game: Delaware had 340 yards of total offense to SIU's 303.

"The more physical football team won today," Kill said. "I think they put a lot of pressure on us. They were very physical and I thought they caused a lot of those turnovers."

Muhammad Abdulqaadir led the Salukis with 87 yards rushing, passing the 1,000-yard barrier for the season. Koutsos had 27 yards rushing in the final game of his re-

cord-breaking career.

As disappointing as the Salukis final two games were, they still finished with a 10-2 record and a Gateway Conference title -- unthinkable accomplishments coming into the season.

"It was a good season," said senior linebacker Eric Egan, fighting back tears. "We've made huge strides in this program and it's going to continue to get better and continue to improve."

"I look for us to be back and better in the future," Kill said. "We've come a long way. This is just part of our educational process."

"I guarantee you we'll learn a lot from this and we'll be back."

#### Game Summary

Score by Quarters	1	2	3	4	Score
Southern Illinois	0	0	7	0	7
Delaware	27	7	7	7	48

#### Scoring Summary


1st	D	Long 14 yd pass from Hall
	D	Jenkins 1 yd run
	D	Bennett 19 yd run
	D	Bleiler 0 yd blocked punt return
2nd	D	Bennett 17 yd run
3rd	S	Koutsos 2 yd run
	D	Boler 23 yd pass from Hall
4th	D	Bleymaier 6 yd pass from Carty

Team Stats	YSU	SIU
FIRST DOWNS	20	20
RUSHES-YARDS (NET)	41-164	47-220
PASSING YDS (NET)	139	120
Passes Att-Comp-Int	29-14-2	22-12-0
TOTAL OFFENSE PLAYS-YARDS	70-303	69-340
Fumble Returns-Yards	1-2	1-2
Punt Returns-Yards	4-6	3-42
Kickoff Returns-Yards	8-130	1-13
Interception Returns-Yards	0-0	2-25
Punts (Number-Avg)	4-29.0	4-39.0
Fumbles-Lost	5-4	2-2
Penalties-Yards	8-51	5-46
Possession Time	29:05	30:55
Third-Down Conversions	7 of 14	9 of 16
Fourth-Down Conversions	0 of 3	2 of 3
Red-Zone Scores-Chances	1-3	5-5
Sacks By: Number-Yards	0-0	1-4

RUSHING: SIU-Mo Abdulqaadir 22-87; Joel Sambursky 7-31; Tom Koutsos 8-27; Brent Little 1-9; Antoine Jackson 2-8; Curtis Holley 1-2. DEL-Germ. Bennett 15-104; Antawn Jenkins 24-99; Andy Hall 4-12; Niquan Lee 4-5.

PASSING: SIU-Joel Sambursky 13-22-1-106; Curtis Holley 1-7-1-33. DEL-Andy Hall 10-18-0-101; Ryan Carty 2-4-0-19.

RECEIVING: SIU-Courtney Abbott 5-47; Brent Little 4-51; Chris Kupec 2-13; Micah Turner 1-15; Kellen Allen 1-7; Mo Abdulqaadir 1-6. DEL-David Boler 5-50; Brian Ingram 3-31; Sean Bleiler 2-19; Justin Long 1-14; Joe Bleymaier 1-6.



**Muhammad  
Abdulqaadir**



## 2004 I-AA Playoffs

### Eastern Washington 35 Southern Illinois 31

November 27, 2004  
McAndrew Stadium

CARBONDALE, Ill. — In the end - on a rain-soaked field at McAndrew Stadium - the Salukis simply ran out of time.

Eastern Washington quarterback Erik Meyer threw to Eric Kimble over the middle -- and the receiver outran the SIU secondary to the end zone with 1:49 left - as the Eagles upset top-seeded Southern Illinois 35-31 in the first round of the NCAA Division I-AA Playoffs.

The game went back and forth in the last quarter, and the Salukis' final drive ended as Joel Sambursky's pass was knocked down at the EWU 20-yard-line as time expired.

"We had enough time, but we just didn't execute," Sam-

bursky said. "And, they're a great football team."

The Salukis, who had an outstanding regular season, found themselves in a disappointing first-round loss in the postseason.

"We played a very good football team today, and we knew that going in," said Southern Illinois head coach Jerry Kill. "We didn't take them lightly. We played as hard as we can play, and they played better than we did today."

Darius Washington ran seven yards for a TD and put the Eagles up 28-24 with 13:37 remaining in the game. But, late in the quarter, Brandon Jacobs continued his dominant performance for SIU (10-2).

The Salukis - trailing 28-24 - began from their own one-yard-line after Alexis Moreland forced the ball out of Meyer's hands as the QB was attempting to score.

The drive began with a 15-yard steamroll by Jacobs - who took half of the EWU defense along for the ride. Eight plays later, Jacobs capped the drive with his fourth rushing TD of the game, and the Salukis led, 31-28, with only 2:37 remaining.

The bruising tailback scored four touchdowns and rushed for 166 yards in the game.

Sambursky and company had just marched 99 yards in nine plays, but Eastern Washington kept its focus and returned the favor. Unfortunately for SIU, Meyer had just a little too much time remaining.

SIU led 17-7 and had the momentum at halftime, but EWU changed the direction of the contest within the first minute of the second half.

On second down at the SIU 22, EWU safety Nick Denbeigh slipped in front of SIU's Micah Turner and picked off Sambursky's pass. On the very next play, Washington ran 23 yards for a score - and EWU moved to within three points at 17-14.

Meyer - the nation's top-rated QB - threw for a remarkable 437 yards and three touchdowns. The junior threw 31-of-44 with just one interception for EWU (9-3). Kimble caught 11 passes for 195 yards and three touchdowns.

"Offensively, we haven't played anybody like that," Kill said. "And certainly with their quarterback, he's about as good as it gets."

Sambursky was 14-of-31 with one pick for 163 yards. The junior signal caller had several gutsy running plays that resulted in 51 rushing yards.

After the game, a visibly upset Moreland probably echoed the sentiments of many people around the

Southern Illinois area.

"I want to take my hat off to Eastern Washington," Moreland said. "They came out and beat the best team in the country today."

Kill expressed how proud he was of all of his players but especially for those who will not be coming back next year.

"We're certainly down about today, but there's been a heck of a lot accomplished here in a short time," Kill said. "I don't feel bad for myself, but I feel bad for the seniors."

"They gave a lot to this program, and they put us where we're at."

#### Game Summary

Score by Quarters	1	2	3	4	Score
Eastern Washington	0	7	14	14	35
Southern Illinois	7	10	7	7	31

#### Scoring Summary

1st	S	Jacobs 32 yd run
2nd	E	Kimble 14 yd pass from Meyer
	S	Jacobs 2 yd run
	S	Coffin 31 yd field goal
3rd	E	Washington 23 yd run
	S	Jacobs 1 yd run
	E	Kimble 10 yd pass from Meyer
4th	E	Washington 7 yd run
	S	Jacobs 3 yd run
	E	Kimble 45 yd pass from Meyer

Team Stats	EWU	SIU
FIRST DOWNS	25	26
RUSHES-YARDS (NET)	29-131	53-299
PASSING YDS (NET)	437	163
Passes Att-Comp-Int	45-31-1	31-14-1
TOTAL OFFENSE PLAYS-YDS	74-568	84-462
Fumble Returns-Yards	0-0	0-0
Punt Returns-Yards	2-41	1-17
Kickoff Returns-Yards	4-80	5-101
Interception Returns-Yards	1-2	1-1
Punts (Number-Avg)	2-38.0	5-34.2
Fumbles-Lost	2-2	2-0
Penalties-Yards	7-55	6-30
Possession Time	25:58	34:02
Third-Down Conversions	6 of 15	6 of 14
Fourth-Down Conversions	2 of 3	2 of 2
Red-Zone Scores-Chances	3-7	4-4
Sacks By: Number-Yards	0-0	5-33

RUSHING: EWU-Darius Washington 16-101; R. Sanders 1-15; Erik Meyer 9-8; R. Witherspoon 2-7; Lars Slind 1-0. SIU-Brandon Jacobs 25-166; Arkee Whitlock 16-85; Joel Sambursky 7-51; Terry Jackson 3-1; TEAM 1-minus 1; Craig Turner 1-minus 3.

PASSING: EWU-Erik Meyer 31-44-1-437; Team 0-1-0-0. SIU-Joel Sambursky 14-31-1-163.

RECEIVING: EWU-Eric Kimble 11-195; R. Sanders 6-38; Raul Vijil 4-102; Craig McInlyre 4-46; Chris Cwik 2-22; D. Washington 2-19; Lars Slind 1-11; R. Witherspoon 1-4. SIU-Brent Little 4-62; Quorey Payne 3-22; Kellen Allen 2-41; Craig Turner 2-3; Alan Turner 1-19; Brandon Jacobs 1-11; J.T. Wise 1-5.



## 2005 I-AA Playoffs

### Southern Illinois 21, Eastern Illinois 6

Nov. 26, 2005

O'Brien Stadium

CHARLESTON, ILL. — Southern Illinois won its first I-AA Playoff game in 22 years, beating Eastern Illinois, 21-6.

Saluki fans had been waiting a long time for a playoff victory, and it showed. Of the estimated 5,000 in attendance at O'Brien Stadium, at least half were rooting for Southern Illinois, and their collective voices frequently drowned out the home team's fans.

"If not for the people of Southern Illinois, we don't win the game," Saluki head coach Jerry Kill said afterward.

Well, that's not entirely true. The gang in maroon & white did its share.

Southern Illinois (9-3) did not dominate the game, but it clearly won every phase of the contest, including the all-important special teams. Consider these facts.

SIU's offense featured three rushing touchdowns by Arkee Whitlock, plus a masterful 15-of-21 passing performance by quarterback Joel Sambursky.

The defense held Eastern Illinois (9-3) to 2.9 yards per rush attempt and did not allow a touchdown in three Panther trips inside the Saluki 20.

And the special teams delivered one of the game's biggest plays -- a blocked field goal late in the first half that stemmed Eastern's momentum after it had recovered a Sambursky fumble at the SIU 12.

"If you play good defense and do well in the kicking game, you have a chance to win games," Kill observed.

Immediately after the game, Kill and his coaching staff waited outside the locker

room, giving the players a few minutes to celebrate the victory among themselves.

"We've got 22 seniors who have put a lot into this program," Kill said. "And this is their day today."

Sambursky said he and his fellow seniors aren't ready for the season to end.

"Right now, we're playing for a championship, but we're also playing because we still want to be with each other one more week," he said. "That's probably more powerful than a championship. We're fighting like crazy because we love each other."

Whitlock came up shy of his ninth 100-yard rushing game of the season, but he scored all three Saluki touchdowns.

### Appalachian State 38, Southern Illinois 24

Dec. 3, 2005,

Kidd Brewer Stadium

BOONE, N.C. — Appalachian State delivered an early knockout punch to Southern Illinois and cruised to a 38-24 win in the quarterfinals of the I-AA Playoffs Saturday.

The #4-ranked Mountaineers (10-3), who extended their home winning streak to 17 games, jumped out to a 24-0 lead midway through the second quarter.

Spreading the field with four wide receivers, Appalachian State quarterback Richie Williams executed a short-passing attack to perfection, completing 12-of-15 passes for 214 yards in the first half alone. He finished with 367 passing yards and 3 touchdowns.

"(The Mountaineers) do an excellent job with the scheme they use, and they have an excellent trigger man," Saluki head coach Jerry Kill said.

Appalachian State's quarterback was clearly the difference-maker in the game. Saluki cornerback Brad Brachear said Williams, who also ran for 36 yards and a touchdown, was especially tough to defend because of his scrambling ability.

"He would scramble around a lot, and it made it hard to cover receivers for that long," said Brachear. "They have a lot of team speed, and (their receivers) just got open."

The Salukis (9-4) looked shell-shocked in falling behind by 24 points, but they did regroup. SIU closed the deficit to 24-10 on a field goal by Craig Coffin just before halftime and a 93-yard kickoff return by Craig Turner to start the second half.

But the three-time Gateway Conference champions never came closer than two touchdowns thereafter. Besides not being able to stop Williams, the Salukis stopped themselves on two early drives.

Quarterback Joel Sambursky was intercepted twice in the first half, ending promising drives at the Appalachian State 25 and 29 yardlines.

"I recruited these guys on chasing a dream to try and compete for a national championship," Kill said. "They bought in, and they gave me everything they have."

#### Game Summary

Score by Quarters	1	2	3	4	Score
Southern Illinois	0	3	7	14	24
Appalachian State	10	14	7	7	38

#### Scoring Summary

1st	A	Rauch 32 yd field goal
	A	Williams 1 yd run
2nd	A	Richardson 41 yd pass from Williams
	A	Courman 11 yd run
	S	Coffin 24 yd field goal
3rd	S	C. Turner 93 yd kickoff retur
	A	Mayfield 54 yd pass from Williams
4th	S	Allen 4 yd pass from Sambursky 31
	A	Jackson 40 yd pass from Williams
	S	Allen 8 yd pass from Sambursky

#### Team Stats

	YSU	SIU
FIRST DOWNS	22	24
RUSHES-YARDS (NET)	42-117	38-133
PASSING YDS (NET)	220	367
Passes Att-Comp-Int	38-19-2	28-20-0
TOTAL OFFENSE PLAYS-YARDS	80-337	66-500
Fumble Returns-Yards	0-0	0-0
Punt Returns-Yards	2-15	4-29
Kickoff Returns-Yards	7-218	3-21
Interception Returns-Yards	0-0	2-107
Punts (Number-Avg)	7-39.4	4-37.8
Fumbles-Lost	2-1	3-3
Penalties-Yards	7-41	7-75
Possession Time	34:29	25:31
Third-Down Conversions	5 of 15	5 of 10
Fourth-Down Conversions	1 of 1	0 of 0
Red-Zone Scores-Chances	3-4	3-4
Sacks By: Number-Yards	0-0	4-33

RUSHING: SIU-Arkee Whitlock 20-95; Antione Jackson 6-12; Quorey Payne 1-11; Joel Sambursky 13-7; TEAM 1-minus 3; Renell Thomas 1-minus 5. ASU-K. Richardson 16-99; Richie Williams 14-36; T.J. Courman 2-16; Brandon Turner 3-10; Trey Hennessee 1-3; Team 2-minus 31.

PASSING: SIU-Joel Sambursky 19-38-2-220. ASU-Richie Williams 20-28-0-367.

RECEIVING: SIU-Kellen Allen 5-76; Quorey Payne 5-43; Brent Little 2-37; Arkee Whitlock 2-11; Antione Jackson 1-15; Alan Turner 1-14; Micah Turner 1-13; Renell Thomas 1-9; Chris Kupec 1-2. ASU-Brandon Turner 4-104; W. Mayfield 4-90; K. Richardson 4-61; Hans Batichon 4-46; Zach Johnson 2-21; Dexter Jackson 1-40; Daniel Bettis 1-5.

#### Game Summary

Score by Quarters	1	2	3	4	Score
Southern Illinois	7	0	7	7	21
Eastern Illinois	3	0	0	3	6

#### Scoring Summary

1st	E	Yates 32 yd field goal
	S	Whitlock 6 yd run
3rd	S	Whitlock
4th	E	Wilke 34 yd field goal
	S	Whitlock 3 yd run

#### Team Stats

	SIU	EIU
FIRST DOWNS	14	17
RUSHES-YARDS (NET)	34-109	35-100
PASSING YDS (NET)	189	144
Passes Att-Comp-Int	21-15-0	37-18-1
TOTAL OFFENSE PLAYS-YARDS	55-298	72-244
Fumble Returns-Yards	0-0	0-0
Punt Returns-Yards	2-8	2-8
Kickoff Returns-Yards	2-28	2-65
Interception Returns-Yards	1-5	0-0
Punts (Number-Avg)	5-33.2	5-41.8
Fumbles-Lost	2-1	1-0
Penalties-Yards	5-40	8-40
Possession Time	29:11	30:49
Third-Down Conversions	4 of 10	8 of 19
Fourth-Down Conversions	0 of 0	1 of 3
Red-Zone Scores-Chances	3-5	2-3
Sacks By: Number-Yards	1-10	0-0

RUSHING: SIU-Arkee Whitlock 23-89; Joel Sambursky 5-15; Antione Jackson 3-5; Renell Thomas 1-4; TEAM 2-minus 4. EIU-Vincent Webb 17-80; Travorus Bess 10-24; Norris Smith 3-12; Chip Keys 1-2; Mike Donato 4-minus 18.

PASSING: SIU-Joel Sambursky 15-21-0-189. EIU-Mike Donato 18-36-1-144; Tom Schofield 0-1-0-0.

RECEIVING: SIU-Brent Little 6-58; Quorey Payne 2-68; Micah Turner 2-31; Chris Kupec 2-29; Arkee Whitlock 2-minus 2; J.T. Wise 1-5. EIU-Travorus Bess 4-22; Ryan Voss 3-39; Ben Blonn 3-31; Charles Owens 2-25; Norris Smith 2-13; Adam Parsill 1-7; Vincent Webb 1-4; Dave Campione 1-4; Steve Sobolewski 1-minus 1.



2003 • 2004 • 2005 GATEWAY CHAMPIONS

## Miscellaneous Team Records

### Wins, Losses and Streaks

All-Time Games Played	856 in 93 years
Overall Record (winning percentage)	367-457-32 (.447)
National Championship Teams (one)	1983
Undefeated and Untied Teams (one)	1930
Longest Undefeated Streak	15 games (1929-31)
Longest Winning Streak	15 games (1929-31)
Longest Losing Streak	12 games (1948-49)
Longest Home Winning Streak	12 games (2003-05)
Most Consecutive Shutouts	6 (1930)
Most Shutouts in a Season	7 (1928)
Consecutive Games Without Being Shutout	89 (10/17/87 to 10/14/95)
Consecutive Games in Double Figure Scoring	27 (10/27/90 to 9/18/93)

### Biggest Crowds at McAndrew Stadium

1. Eastern Illinois, Sept. 13, 1980	17,150
2. Drake, Nov. 7, 1981	17,000
3. Illinois State, Nov. 5, 1983	16,600
4. Illinois State, Sept. 28, 1991	16,500
5. Northern Illinois, Oct. 28, 1978	16,489
6. Louisiana-Lafayette, Oct. 24, 1981	15,750
7. Northern Illinois, Oct. 4, 1980	15,700
8. Arkansas State, Oct. 14, 1978	15,446
9. Youngstown State, Sept. 27, 1986	15,100
10. Illinois State, Oct. 3, 1981	14,900
11. Drake, Sept. 18, 1983	14,700
12. Northern Iowa, Oct. 18, 1986	14,200

### McAndrew Stadium Average Attendance

1975.....	8,180
1976.....	9,060
1977.....	9,706
1978.....	13,010
1979.....	11,560
1980.....	9,995
1981.....	13,930
1982.....	9,860
1983.....	12,614
1984.....	7,172
1985.....	11,550
1986.....	13,120
1987.....	11,185
1988.....	9,680
1989.....	7,700
1990.....	9,000
1991.....	12,225
1992.....	8,350
1993.....	6,340
1994.....	8,420
1995.....	8,167
1996.....	6,171
1997.....	5,640
1998.....	6,820
1999.....	7,220
2000.....	6,000
2001.....	6,177
2002.....	7,914
2003.....	9,748
2004.....	9,713
2005.....	8,581

### Milestone Victories

Win#	Date	Opponent	Score
50	Nov. 2, 1929	SE Missouri State	7-0
100	Oct. 27, 1945	Western Illinois	13-6
150	Nov. 14, 1959	Central Michigan	51-20
200	Oct. 24, 1970	Illinois State	45-24
250	Sept. 4, 1982	Western Illinois	38-7
300	Nov. 2, 1991	Eastern Illinois	31-30
350	Sept. 18, 2004	William Penn	59-9

### Record By Decade

1913-19.....	20-17-1
1920-29.....	32-27-13
1930-39.....	35-47-6
1940-49.....	31-34-5
1950-59.....	34-53-3
1960-69.....	45-52-1
1970-79.....	44-59-3
1980-89.....	52-61
1990-99.....	37-73
2000-present.....	37-34



Southern Illinois is 37-34 during the current decade. Previously, the program has not had a winning decade since the 1920s.

## Salukis in the National Rankings

### I-AA Coaches Poll

Date	Ranking
Sept. 20, 1982	#11
Sept. 24, 1983	#8
Oct. 1, 1983	#5
Oct. 8, 1983	#3
Oct. 15, 1983	#2
Oct. 22, 1983	#2
Oct. 29, 1983	#1
Nov. 5, 1983	#1
Nov. 12, 1983	#1
Nov. 19, 1983	#2
Dec. 3, 1983	#1
Dec. 10, 1983	#1
Final, 1983	#1
Oct. 20, 1986	#20
Oct. 27, 1986	#18
Nov. 3, 1986	#16
Nov. 17, 1986	#20
Final, 1987	#15
Preseason, 1987	#15
Sept. 23, 1991	#18
Sept. 30, 1991	#15
Oct. 7, 1991	#20
Oct. 14, 2002	#25
Sept. 8, 2003	#23
Sept. 15, 2003	#16
Sept. 22, 2003	#13
Sept. 29, 2003	#11
Oct. 6, 2003	#8
Oct. 13, 2003	#7
Oct. 20, 2003	#4
Oct. 27, 2003	#3
Nov. 3, 2003	#3
Nov. 10, 2003	#2
Nov. 17, 2003	#4
Nov. 24, 2003	#4
Dec. 1, 2003	#5
Final, 2003	#10
Preseason, 2004	#2
Sept. 13, 2004	#2
Sept. 20, 2004	#1
Sept. 27, 2004	#1
Oct. 4, 2004	#1
Oct. 11, 2004	#1
Oct. 18, 2004	#1
Oct. 25, 2004	#1
Nov. 1, 2004	#1
Nov. 8, 2004	#1
Nov. 15, 2004	#1
Nov. 22, 2004	#1
Final, 2004	#9
Preseason, 2005	#5
Sept. 12, 2005	#1
Sept. 19, 2005	#2
Sept. 26, 2005	#2
Oct. 3, 2005	#2
Oct. 10, 2005	#1
Oct. 17, 2005	#11
Oct. 24, 2005	#9
Oct. 31, 2005	#5
Nov. 7, 2005	#4
Nov. 14, 2005	#11
Nov. 21, 2005	#8
Final, 2005	#7

### I-AA Media Poll

Date	Ranking
Sept. 3, 1983	#18
Sept. 10, 1983	#10
Sept. 17, 1983	#5
Sept. 20, 1999	#23
Sept. 8, 2003	#21
Sept. 15, 2003	#16
Sept. 22, 2003	#13
Sept. 29, 2003	#11
Oct. 6, 2003	#8
Oct. 13, 2003	#7
Oct. 20, 2003	#4
Oct. 27, 2003	#3
Nov. 3, 2003	#3
Nov. 10, 2003	#2
Nov. 17, 2003	#4
Nov. 24, 2003	#4
Dec. 1, 2003	#5
Final, 2003	#9
Preseason, 2004	#2
Sept. 6, 2004	#1
Sept. 13, 2004	#2
Sept. 20, 2004	#1
Sept. 27, 2004	#1
Oct. 4, 2004	#1
Oct. 11, 2004	#1
Oct. 18, 2004	#1
Oct. 25, 2004	#1
Nov. 1, 2004	#1
Nov. 8, 2004	#1
Nov. 15, 2004	#1
Nov. 22, 2004	#1
Final, 2004	#9
Preseason, 2005	#5
Sept. 5, 2005	#4
Sept. 12, 2005	#1
Sept. 19, 2005	#3
Sept. 26, 2005	#2
Oct. 3, 2005	#2
Oct. 10, 2005	#1
Oct. 17, 2005	#10
Oct. 24, 2005	#9
Oct. 31, 2005	#5
Nov. 7, 2005	#4
Nov. 14, 2005	#11
Nov. 21, 2005	#8
Final, 2005	#7

*Note: Although Sports Illustrated is not considered an "official" poll, it ranked Southern Illinois #20 in the nation among all Division I-A and Division I-AA schools at the conclusion of the 1983 season.*

## Games vs. Ranked Opponents, I-A Opponents

### Salukis versus I-AA Ranked Opponents

Date	Rank	Opponent	SIU	Opp	Date	Rank	Opponent	SIU	Opp
Oct. 5, 1985	#8	Illinois State	W	21 0	Sept. 5, 1998	#23	at Murray State	L	13 41
Nov. 9, 1985	#8	at Arkansas State	L	12 41	Sept. 19, 1998	#6	Northern Iowa	W	27 20
Aug. 30, 1986	#7	at Arkansas State	L	7 22	Oct. 10, 1998	#7	at Youngstown State	L	21 34
Sept. 13, 1986	#20	at Murray State	W	31 0	Oct. 17, 1998	#5	Western Illinois	L	3 13
Oct. 18, 1986	#16	Northern Iowa	W	27 24	Nov. 7, 1998	#18	Western Kentucky	L	28 48
Oct. 17, 1987	#9	Western Illinois	L	15 21	Sept. 11, 1999	#25	Murray State	W	58 51
Oct. 24, 1987	#17	Arkansas State	L	9 33	Sept. 25, 1999	#3	at Northern Iowa	L	14 34
Nov. 14, 1987	#5	at Northern Iowa	L	3 20	Oct. 2, 1999	#22	at South Florida	L	14 21
Sept. 3, 1988	#12	at Western Illinois	L	13 17	Oct. 9, 1999	#10	Youngstown State	L	37 43
Sept. 23, 1989	#15	at Murray State	L	11 24	Oct. 16, 1999	#20	at Western Illinois	L	27 68
Sept. 30, 1989	#12	at Arkansas State	L	23 28	Oct. 23, 1999	#12	Illinois State	L	48 55
Oct. 21, 1989	#8	Missouri State	L	25 31	Sept. 16, 2000	#16	Northern Iowa	W	34 14
Oct. 6, 1990	#3	at Missouri State	L	7 31	Oct. 7, 2000	#11	Western Illinois	L	17 42
Sept. 21, 1991	#5	Northern Iowa	W	21 20	Nov. 11, 2000	#2	at Youngstown State	W	21 20
Sept. 28, 1991	#19	Illinois State	W	14 11	Nov. 18, 2000	#8	Western Kentucky	L	0 22
Oct. 5, 1991	#19	Missouri State	L	13 17	Sept. 29, 2001	#13	at Western Illinois	L	0 33
Oct. 19, 1991	#17	at Western Illinois	L	20 21	Oct. 13, 2001	#14	at Northern Iowa	L	14 19
Oct. 17, 1992	#1	Northern Iowa	L	25 30	Oct. 20, 2001	#9	Eastern Illinois	L	21 49
Nov. 7, 1992	#12	at Missouri State	L	12 51	Nov. 3, 2001	#10	Youngstown State	L	7 31
Oct. 16, 1993	#21	Western Kentucky	L	24 51	Oct. 5, 2002	#8	Western Illinois	W	54 52
Nov. 13, 1993	#13	at Northern Iowa	L	17 49	Oct. 12, 2002	#12	Northern Iowa	W	42 13
Oct. 22, 1994	#16	at Western Kentucky	L	7 10	Nov. 16, 2002	#16	Western Kentucky	L	16 48
Nov. 12, 1994	#14	Northern Iowa	L	7 39	Sept. 6, 2003	#20	SE Missouri State	W	28 7
Aug. 31, 1995	#20	at SE Missouri State	W	30 27	Oct. 8, 2003	#2	at Western Illinois	W	37 32
Oct. 21, 1995	#14	at Northern Iowa	L	0 13	Nov. 1, 2003	#8	at Western Kentucky	W	28 24
Nov. 11, 1995	#12	Eastern Illinois	L	21 42	Nov. 8, 2003	#11	at Northern Iowa	L	40 43
Sept. 14, 1996	#13	Murray State	L	38 48	Nov. 29, 2003	#2	at Delaware	L	7 48
Oct. 5, 1996	#7	at Missouri State	L	17 24	Oct. 2, 2004	#15	Northern Iowa	W	40 36
Oct. 19, 1996	#17	Western Illinois	L	19 26	Oct. 16, 2004	#4	Western Kentucky	W	38 10
Oct. 26, 1996	#3	Northern Iowa	L	7 33	Nov. 27, 2004	#13	Eastern Washington	L	31 35
Sept. 6, 1997	#22	at Nicholls State	L	0 33	Oct. 27, 2005	#1	at Western Kentucky	W	31 20
Sept. 13, 1997	#17	Murray State	W	24 20	Nov. 5, 2005	#15	Youngstown State	W	31 17
Sept. 27, 1997	#23	Northern Iowa	L	27 28	Nov. 12, 2005	#14	at Northern Iowa	L	24 25
Oct. 25, 1997	#7	Western Kentucky	L	31 52	Nov. 19, 2005	#20	North Dakota State	W	9 0
Nov. 1, 1997	#2	Western Illinois	L	26 31	Nov. 26, 2005	#19	at Eastern Illinois	W	21 6
Nov. 8, 1997	#4	Youngstown State	L	10 34	Dec. 3, 2005	#4	at Appalachian State	L	24 38

### Southern Illinois Versus I-A Teams

Since becoming I-AA in 1982.

Date	I-A Opponent	Result
Oct. 29, 1983	New Mexico State	W, 41-3
Sept. 1, 1984	at Tulsa	L, 23-10
Sept. 14, 1985	at Illinois	L, 28-25
Oct. 4, 1986	at Kansas	L, 35-23
Oct. 3, 1987	at Kansas	L, 16-15
Oct. 10, 1987	at Fresno State	L, 35-0
Oct. 22, 1988	at Northern Illinois	L, 10-9
Oct. 29, 1988	at Kentucky	L, 24-10
Sept. 2, 1989	at Nevada-Reno	L, 41-3
Oct. 7, 1989	at Northern Illinois	L, 29-24
Sept. 22, 1990	at Illinois	L, 56-21
Nov. 10, 1990	at South Carolina	L, 38-13
Nov. 9, 1991	at Louisiana Tech	L, 48-16
Sept. 18, 1993	at Toledo	L, 49-28
Oct. 2, 1993	at Northern Illinois	L, 45-15
Sept. 10, 1994	at Mississippi	L, 59-3
Sept. 23, 2000	at Kansas	L, 42-0
Nov. 24, 2001	at Baylor	L, 56-12
Sept. 28, 2002	at Eastern Michigan	L, 48-45 <sup>(2 OT)</sup>
Sept. 11, 2004	at Northern Illinois	L, 23-22
Sept. 17, 2005	at Western Michigan	L, 34-28
Sept. 16, 2006	at Indiana	
Sept. 8, 2007	at Northern Illinois	
Sept. 13, 2008	at Northwestern	

### Southern Illinois Versus I-A Top 25 Teams

Date	Rank	Opponent	SIU	Opp
Sept. 29, 1973	#11	Oklahoma State	L	7 70
Oct. 9, 1982	#20	at Florida State	L	8 59
Nov. 10, 1990	#15	at Illinois	L	21 56



*The Salukis lost at Western Michigan last year, 34-28. It was the third-straight time Southern has lost to a I-A opponent in a contest decided on the game's final drive.*

## Year-By-Year Southern Illinois Team Statistics

Year	W-L-T	TDs	FGs	Points	Avg.	1st Downs	Rush	Yards	TDs	Avg.	Pass Att.	Comp.	Int.	TD	Yards	Avg.	Total Plays	Yards	Avg.	Pen.	Yards
1959	5-4	26	—	181	20.1	—	402	1663	—	184.8	100	37	7	3	401	44.6	502	2064	229.3	—	—
1960	8-2	41	—	294	29.4	177	503	2585	32	285.5	163	64	11	8	996	99.6	666	3581	358.1	67	621
1961	7-3	37	—	244	24.4	202	541	2447	35	244.7	168	83	8	1	1089	108.9	709	3536	353.6	68	692
1962	4-6	21	3	152	15.2	145	461	1662	17	166.2	172	60	17	4	780	78.0	633	2442	244.2	69	618
1963	4-5	22	—	146	16.2	117	270	827	4	91.9	202	94	13	18	1435	159.4	472	2262	251.3	62	510
1964	2-8	18	1	123	12.3	133	363	817	4	81.7	276	115	22	14	1653	165.3	639	2470	247.0	90	909
1965	2-8	16	0	104	10.4	140	405	919	9	91.9	269	105	25	7	1237	123.7	674	2156	215.6	56	478
1966	4-5-1	21	3	152	15.2	159	510	1801	14	180.1	187	89	5	16	1068	106.8	697	2869	286.9	60	705
1967	3-7	14	6	120	12.0	146	448	1368	9	136.8	232	86	23	6	1254	125.4	680	2622	262.2	65	635
1968	6-3	26	7	205	22.8	146	490	1794	16	199.3	158	64	15	7	996	110.7	648	2790	310.0	66	659
1969	5-5	34	5	237	23.7	179	568	2522	22	252.2	199	70	18	5	894	89.4	767	3416	341.6	83	886
1970	6-3	34	9	265	29.4	172	447	1540	22	171.1	264	121	10	13	1567	174.1	711	3107	345.2	65	863
1971	6-4	31	4	226	22.6	186	532	2142	21	214.2	218	100	8	10	1490	149.0	750	3632	363.2	77	609
1972	1-8-1	4	9	54	5.4	109	503	1227	3	122.7	178	64	16	1	725	72.5	681	1952	195.2	58	556
1973	3-7-1	34	11	267	26.7	192	635	2319	31	210.8	195	84	12	3	1241	112.8	830	3560	323.6	63	617
1974	2-9	18	7	147	13.4	160	517	1704	12	154.9	193	76	11	6	1151	104.6	710	2855	259.5	43	448
1975	1-9-1	23	8	179	16.3	164	586	2432	20	221.1	122	47	12	3	737	67.0	708	3169	228.1	52	429
1976	7-4	30	6	234	21.3	163	579	2416	23	219.6	140	61	12	4	931	84.6	719	3347	304.3	81	815
1977	3-8	11	6	96	8.7	140	566	1425	8	129.5	180	71	13	3	1013	92.1	746	2438	221.6	74	738
1978	7-4	28	10	219	19.9	158	550	2033	17	184.8	203	99	12	8	1325	120.5	753	3358	305.3	64	623
1979	8-3	29	9	232	21.1	173	539	2240	20	203.6	183	85	8	8	1443	131.2	722	3683	334.8	78	893
1980	3-8	26	8	211	19.2	188	607	2332	25	212.0	177	67	13	1	844	76.2	784	3176	288.7	67	557
1981	7-4	27	15	234	21.3	181	555	2126	20	193.0	225	123	11	6	1349	123	780	3475	315.9	61	538
1982	6-5	26	6	202	18.4	199	410	1315	13	119.5	399	204	23	11	2303	209.4	809	3618	328.9	67	570
1983	13-1	56	18	448	32.0	223	625	1911	34	136.5	360	183	22	12	2488	177.7	985	4399	314.2	118	850
1984	3-8	25	10	206	18.7	168	410	1430	11	130.0	313	141	30	9	1806	164.2	723	3236	294.2	74	528
1985	4-7	45	5	327	29.7	188	494	2386	24	216.9	245	106	14	14	1449	131.7	739	3835	348.6	75	625
1986	7-4	30	7	235	21.2	158	473	890	13	171.8	242	106	15	11	1305	118.6	715	3195	290.5	75	618
1987	3-8	19	12	166	15.1	175	523	2196	15	199.6	224	87	10	2	1086	98.7	747	3282	298.4	85	723
1988	4-7	25	8	201	18.3	197	583	2239	18	203.5	213	123	12	7	1474	134.0	796	3713	337.5	63	554
1989	2-9	26	13	222	20.2	220	397	1245	8	113.2	432	238	19	18	2569	233.5	829	3814	346.7	81	819
1990	2-9	21	10	174	15.8	208	398	1145	6	104.1	408	209	13	14	2268	206.0	806	3413	310.3	76	739
1991	7-4	32	4	225	20.5	202	475	1789	17	162.6	287	143	17	15	2003	182.1	762	3792	344.7	71	699
1992	4-7	48	7	350	31.9	258	502	2532	25	230.2	314	176	12	22	2525	229.5	816	5057	459.7	65	558
1993	2-9	35	4	242	22.0	227	477	1588	17	144.4	338	184	17	14	2306	209.6	815	3894	354.0	68	583
1994	1-10	19	8	166	15.1	148	347	1092	4	99.3	337	162	10	14	1774	161.3	684	2866	260.5	109	908
1995	5-6	25	9	198	18.0	172	416	1545	11	140.5	302	140	16	8	1826	166.0	718	3371	306.5	102	821
1996	5-6	38	13	302	27.5	225	461	2029	19	184.5	341	184	12	16	2312	210.2	802	4341	394.6	99	882
1997	3-8	32	11	238	21.6	174	407	1339	13	121.7	306	162	10	16	2161	196.5	713	3500	318.2	58	518
1998	3-8	36	5	259	23.5	236	523	2457	20	223.4	287	160	10	14	1939	176.3	810	4396	399.6	67	572
1999	5-6	56	12	424	38.5	262	419	1897	26	172.5	394	223	10	27	3102	282.0	813	4999	454.5	82	654
2000	3-8	21	11	208	18.9	185	475	1576	13	143.3	314	152	18	8	1616	146.9	789	3192	290.2	98	951
2001	1-10	21	7	167	15.2	179	480	1942	13	176.5	288	145	20	6	1579	143.5	768	3521	320.1	80	674
2002	4-8	56	9	414	34.5	230	613	3308	36	275.7	184	98	5	14	1419	118.2	797	4727	393.9	84	759
2003	10-2	59	10	437	36.4	262	618	3173	41	264.4	221	123	7	17	1806	150.5	839	4979	414.9	100	803
2004	10-2	67	13	511	42.6	285	557	3404	42	283.7	274	165	7	23	2628	219.0	831	6032	502.7	82	657
2005	9-4	61	9	449	34.5	275	514	2261	29	173.9	350	225	9	25	2983	229.5	864	5244	403.4	95	732

## Year-By-Year Opponent Team Statistics

Year	Games	TDs	FGs	Points	Avg.	1st Downs	Rush	Yards	TDs	Avg.	Pass Att.	Comp.	Int.	TD	Yards	Avg.	Total Plays	Yards	Avg.	Pen.	Yards
1959	9	21	—	144	16.0	—	344	1154	—	128.2	149	58	14	7	1062	118.0	493	2216	246.2	—	—
1960	10	—	—	173	17.3	121	420	1534	—	153.4	154	65	12	9	957	95.7	574	2491	249.1	38	354
1961	10	—	—	102	10.2	108	541	1057	—	105.7	200	86	14	—	797	79.7	741	1854	185.4	33	300
1962	10	24	0	144	14.4	129	457	1750	12	175.0	136	54	20	4	610	61.0	593	2360	236.0	55	495
1963	9	—	—	153	17.0	141	444	1640	—	182.2	157	66	6	8	813	90.3	601	2453	272.6	60	611
1964	10	32	2	238	23.8	166	399	1723	16	172.3	205	110	16	16	1414	141.4	604	3137	313.7	82	790
1965	10	—	—	217	21.7	159	485	1585	—	158.5	188	99	10	14	1393	139.3	673	2978	297.8	70	788
1966	10	27	4	217	21.7	158	389	1335	13	133.5	269	127	17	11	1601	160.1	658	2936	293.6	60	575
1967	10	31	4	227	22.7	185	509	2099	18	209.9	230	110	15	10	1376	137.6	739	3475	347.5	63	648
1968	9	20	9	161	17.9	146	382	944	9	104.9	274	131	14	9	1707	189.7	656	2651	294.6	52	550
1969	10	24	3	173	17.3	162	446	1242	12	124.2	296	124	15	11	1707	170.7	742	2949	294.9	64	648
1970	9	24	5	175	19.4	165	361	780	11	86.6	331	151	11	13	1939	215.4	692	2719	302.1	55	541
1971	10	26	4	195	19.5	163	485	1776	11	177.6	201	86	16	12	1458	145.8	686	3234	323.4	55	556
1972	10	20	9	172	17.2	151	536	1930	13	193.0	201	69	18	6	1069	106.9	737	2999	299.9	50	504
1973	11	39	8	296	26.9	184	547	2338	28	212.5	219	99	12	10	1509	137.2	766	3847	349.7	81	817
1974	11	39	10	302	27.5	223	655	2829	29	257.1	185	90	3	10	1387	126.1	840	4216	383.2	59	604
1975	11	47	12	354	32.2	220	646	3253	39	295.7	175	94	3	8	1467	133.4	821	4720	429.1	69	588
1976	11	30	4	223	20.3	189	595	2551	22	231.9	184	84	11	7	1106	100.5	779	3657	332.5	70	642
1977	11	31	6	232	21.1	175	568	2433	25	221.2	197	77	14	3	1200	109.1	765	3633	330.3	85	852
1978	11	25	10	203	18.5	182	551	1699	15	154.5	175	132	18	8	1885	171.4	726	3584	325.8	61	611
1979	11	24	7	188	17.1	198	543	1847	13	167.9	295	130	15	10	1712	155.6	838	3559	323.5	82	832
1980	11	33	12	267	24.3	188	483	1718	19	156.1	278	134	16	8	1984	180.3	761	3702	336.5	69	691
1981	11	20	11	174	15.8	188	455	1669	10	152.0	302	153	15	8	2020	184	757	3689	335.0	72	570
1982	11	26	10	209	19.0	181	514	1561	15	141.9	260	132	20	10	1898	172.5	774	3459	314.5	67	513
1983	14	23	7	178	12.7	181	614	1602	12	114.4	350	142	41	11	1554	111.0	964	3156	225.5	87	686
1984	11	35	13	279	25.4	191	534	1986	20	180.5	287	140	12	14	1714	155.8	821	3700	336.4	76	619
1985	11	33	9	256	23.3	213	539	2118	24	192.5	253	131	11	8	1392	126.5	792	3510	319.1	52	351
1986	11	28	8	222	20.2	183	454	1323	10	120.3	312	162	15	16	2370	215.5	766	3695	335.7	87	744
1987	11	26	15	228	20.7	196	509	1765	16	160.5	269	136	9	9	1772	161.1	778	3537	321.5	72	649
1988	11	34	10	262	23.8	213	548	2336	25	212.4	208	110	6	8	1745	158.6	756	4081	371.0	58	506
1989	11	40	4	290	26.4	181	502	2180	24	198.2	224	103	14	11	1440	130.9	726	3620	329.1	86	750
1990	11	40	11	313	28.5	226	522	2241	26	203.7	255	128	3	13	2031	184.6	777	4272	388.4	81	707
1991	11	35	8	271	24.6	214	540	2436	27	221.5	219	111	9	5	1615	146.8	759	4051	368.3	63	592
1992	11	56	8	402	36.5	228	574	3255	44	295.9	146	89	9	10	1335	121.4	720	4590	417.3	64	542
1993	11	50	8	373	33.9	217	513	2571	31	233.7	223	123	7	14	1812	164.7	736	4383	398.4	66	606
1994	11	30	13	351	31.9	251	606	2710	30	246.4	231	120	8	13	1745	158.6	837	4455	405.0	80	664
1995	11	40	5	291	26.5	220	524	2211	25	201.0	273	137	9	10	2010	182.7	797	4221	383.7	81	735
1996	11	39	12	302	27.5	227	449	1914	19	174.0	321	163	12	15	2295	208.6	770	4209	382.6	77	633
1997	11	41	15	320	29.1	254	547	3030	32	275.5	271	142	11	9	2026	184.2	818	5056	459.9	77	726
1998	11	41	5	296	26.9	234	471	2218	21	201.6	268	156	12	21	2217	201.5	739	4435	403.2	63	575
1999	11	60	5	432	39.3	252	466	2356	28	214.2	333	203	14	28	2981	271.0	799	5337	485.2	92	902
2000	11	32	8	316	28.7	164	421	1252	18	113.8	261	129	12	19	1834	166.7	682	3086	280.5	83	720
2001	11	43	13	339	30.8	229	542	2244	25	224.4	281	162	12	14	2188	198.9	823	4432	402.9	68	615
2002	12	51	2	360	30.0	248	512	2369	28	197.4	324	176	12	22	2502	208.5	836	4871	405.9	79	691
2003	12	30	6	229	19.1	209	452	1348	10	112.3	365	203	11	17	2331	194.2	817	3679	306.6	73	651
2004	12	19	9	158	13.2	193	401	1220	6	101.7	413	199	17	12	2432	202.7	814	3652	304.3	68	603
2005	13	35	19	298	22.9	261	454	1486	10	114.3	473	283	12	24	3412	262.5	927	4898	376.8	81	652

## Saluki Single-Season Team Records

### Highs

**Wins**

1. 1983	13-1
2. 2004	10-2
2. 2003	10-2
4. 2005	9-4
5. 1960	8-2
5. 1979	8-3

**Touchdowns**

1. 2004	67
2. 2005	61
3. 2003	59
4. 2002	56
4. 1999	56
4. 1983	56

**Field Goals**

1. 1983	18
2. 1981	15
3. 2004	13
3. 1996	13
3. 1989	13

**Points**

1. 2004	511
2. 2005	449
3. 1983	448
4. 2003	437
5. 1999	424

**Points Per Game**

1. 2004	42.6
2. 1999	38.5
3. 2003	36.4
4. 2005	34.5
4. 2002	34.5

**First Downs**

1. 2004	285
2. 2005	275
3. 2003	262
3. 1999	262
5. 1992	258

**Rushing Attempts**

1. 1973	635
2. 1983	625
3. 2003	618
4. 2002	613
5. 1980	607

**Rushing Yards**

1. 2004	3,404
2. 2002	3,308
3. 2003	3,173
4. 1960	2,585
5. 1992	2,532

**Rushing Per Game**

1. 1960	285.5
2. 2004	283.7
3. 2002	275.7
4. 2003	264.4
5. 1969	252.2

**Rushing Touchdowns**

1. 2004	42
2. 2003	41
3. 2002	36
4. 1961	35
5. 1983	34

**Pass Attempts**

1. 1989	432
2. 1990	408
3. 1982	399
4. 1999	394
5. 1983	360

**Pass Completions**

1. 1989	238
2. 2005	225
3. 1999	223
4. 1990	209
5. 1982	204

**Passing Yards**

1. 1999	3,102
2. 2005	2,983
3. 2004	2,628
4. 1989	2,569
5. 1992	2,525

**Passing Per Game**

1. 1999	282.0
2. 1989	233.5
3. 2005	229.5
3. 1992	229.5
5. 2004	219.0

**Passing Touchdowns**

1. 1999	27
2. 2005	25
3. 2004	23
4. 1992	22
5. 1989	18
5. 1963	18

**Interceptions Thrown**

1. 1984	30
2. 1965	25
3. 1982	23
3. 1967	23
5. 1983	22
5. 1964	22

**Total Plays**

1. 1983	985
2. 2005	864
3. 2003	839
4. 2004	831
5. 1973	830

**Total Yards**

1. 2004	6,032
2. 2005	5,244
3. 1992	5,057
4. 1999	4,999
5. 2003	4,979

**Yards Per Game**

1. 2004	502.7
2. 1992	459.7
3. 1999	454.5
4. 2003	414.9
5. 2005	403.4

**Penalties**

1. 1983	118
2. 1994	109
3. 1995	102
4. 2003	100
5. 1996	99

**Penalty Yards**

1. 2000	951
2. 1964	909
3. 1994	908
4. 1979	893
5. 1969	886

### Lows

**Touchdowns**

1. 1972	4
2. 1977	11
3. 1967	14
4. 1965	16
5. 1964	18
5. 1974	18

**Field Goals**

1. 1965	0
2. 1964	1
3. 1662	3
3. 1966	3
5. 1971	4
5. 1991	4
5. 1993	4

**Points**

1. 1972	54
2. 1977	96
3. 1965	104
4. 1967	120
5. 1964	123

**Points Per Game**

1. 1972	5.4
2. 1977	8.7
3. 1965	10.4
4. 1967	12.0
5. 1964	12.3

**First Downs**

1. 1972	109
2. 1963	117
3. 1964	133
4. 1965	140
4. 1977	140

**Rushing Attempts**

1. 1963	270
2. 1994	347
3. 1964	363
4. 1989	397
5. 398	1990

**Rushing Yards**

1. 1963	270
2. 1994	347
3. 1964	363
4. 1989	397
5. 1990	398

**Rushing Per Game**

1. 1964	81.7
2. 1963	91.9
2. 1965	91.9
4. 1994	99.3
5. 1990	104.1

**Rushing Touchdowns**

1. 1972	3
2. 1963	4
2. 1964	4
2. 1994	4
5. 1990	6

**Pass Attempts**

1. 1959	100
2. 1975	122
3. 1976	140
4. 1968	158
5. 1960	163

**Pass Completions**

1. 1959	37
2. 1975	47
3. 1962	60
4. 1976	61
5. 1960	64
5. 1968	64
5. 1972	64

**Passing Yards**

1. 1959	401
2. 1972	725
3. 1975	737
4. 1962	780
5. 1980	844

**Pass Per Game**

1. 1959	44.6
2. 1975	67.0
3. 1972	72.5
4. 1980	76.2
5. 1962	78.0

**Passing Touchdowns**

1. 1961	1
1. 1972	1
1. 1980	1
4. 1987	2
5. 1959	3
5. 1973	3
5. 1975	3
5. 1977	3

**Interceptions Thrown**

1. 1966	5
1. 2002	5
3. 1959	7
3. 2003	7
3. 2004	7

**Total Plays**

1. 1959	502
2. 1962	633
3. 1964	639
4. 1968	648
5. 1960	666

**Total Yards**

1. 1972	1,952
2. 1959	2,064
3. 1965	2,156
4. 1963	2,262
5. 1977	2,438

**Yards Per Game**

1. 1972	195.2
2. 1965	215.6
3. 1977	221.6
4. 1975	228.1
5. 1959	229.3

**Penalties**

1. 1974	43
2. 1975	52
3. 1965	56
4. 1972	58
4. 1997	58

**Penalty Yards**

1. 1974	429
2. 1974	448
3. 1965	478
4. 1963	510
5. 1997	518

## Opponent Single-Season Team Records

### Highs

#### Touchdowns

1.	1999	60
2.	1992	56
3.	2002	51
4.	1993	50
5.	1975	47

#### Field Goals

1.	2005	19
2.	1997	15
2.	1987	15
4.	2001	13
4.	1994	13
4.	1984	13

#### Points

1.	1999	432
2.	1992	402
3.	1993	373
4.	2002	360
5.	1975	354

#### Points Per Game

1.	1999	39.3
2.	1992	36.5
3.	1993	33.9
4.	1975	32.2
5.	1994	31.9

#### First Downs

1.	2005	261
2.	1997	254
3.	1999	252
4.	1994	251
5.	2002	248

#### Rushing Attempts

1.	1974	655
2.	1975	646
3.	1983	614
4.	1994	606
5.	1976	595

#### Rushing Yards

1.	1992	3,255
2.	1975	3,253
3.	1997	3,030
4.	1974	2,829
5.	1994	2,710

#### Rushing Per Game

1.	1992	295.9
2.	1975	295.7
3.	1997	275.5
4.	1974	257.1
5.	1994	246.4

#### Rushing Touchdowns

1.	1992	44
2.	1975	39
3.	1997	32
4.	1993	31
5.	1994	30

#### Pass Attempts

1.	2005	473
2.	2004	413
3.	2003	365
4.	1983	350
5.	1999	333

#### Pass Completions

1.	2005	283
2.	2003	203
2.	1999	203
4.	2004	199
5.	2002	176

#### Passing Yards

1.	2005	3,412
2.	1999	2,981
3.	2002	2,502
4.	2004	2,432
5.	1986	2,370

#### Passing Per Game

1.	1999	271.0
2.	2005	262.5
3.	1986	215.5
4.	1970	215.4
5.	1996	208.6

#### Passing Touchdowns

1.	1999	28
2.	2005	24
3.	2002	22
4.	1998	21
5.	2000	19

#### Interceptions Thrown

1.	1983	41
2.	1982	20
2.	1962	20
4.	1978	18
4.	1972	18

#### Total Plays

1.	1983	964
2.	2005	927
3.	1974	840
4.	1979	838
5.	1994	837

#### Total Yards

1.	2005	4,898
2.	2002	4,871
3.	1975	4,720
4.	1992	4,590
5.	1994	4,455

#### Yards Per Game

1.	1999	485.2
2.	1997	459.9
3.	1975	429.1
4.	1992	417.3
5.	2002	405.9

#### Penalties

1.	1999	92
2.	1986	87
2.	1983	87
4.	1989	86
5.	1977	85

#### Penalty Yards

1.	1999	902
2.	1977	852
3.	1979	832
4.	1973	817
5.	1964	790

### Lows

#### Touchdowns

1.	2004	19
2.	1968	20
2.	1972	20
2.	1981	20
5.	1959	21

#### Field Goals

1.	1962	0
2.	1964	2
2.	2002	2
4.	1969	3
5.	1966	4
5.	1967	4
5.	1971	4
5.	1976	4
5.	1989	4

#### Points

1.	1961	102
2.	1959	144
2.	1962	144
4.	1963	153
5.	2004	158

#### Points Per Game

1.	1961	10.2
2.	1983	12.7
3.	2004	13.2
4.	1962	14.4
5.	1981	15.8

#### First Downs

1.	1961	108
2.	1960	121
3.	1962	129
4.	1963	141
5.	1968	146

#### Rushing Attempts

1.	1959	344
2.	1970	361
3.	1968	382
4.	1966	389
5.	1964	399

#### Rushing Yards

1.	1970	780
2.	1968	944
3.	1961	1,057
4.	1959	1,154
5.	2004	1,220

#### Rushing Per Game

1.	1970	86.6
2.	2004	101.7
3.	1968	104.9
4.	1961	105.7
5.	2003	112.3

#### Rushing Touchdowns

1.	2004	6
2.	1968	9
3.	1981	10
3.	1986	10
3.	2003	10
3.	2005	10

#### Pass Attempts

1.	1962	136
2.	1992	146
3.	1959	149
4.	1960	154
5.	1963	157

#### Pass Completions

1.	1962	54
2.	1959	58
3.	1960	65
4.	1963	66
5.	1972	69

#### Passing Yards

1.	1962	610
2.	1961	797
3.	1963	813
4.	1960	957
5.	1959	1,062

#### Passing Per Game

1.	1962	61.0
2.	1961	79.7
3.	1963	90.3
4.	1960	95.7
5.	1976	100.5

#### Passing Touchdowns

1.	1977	3
2.	1962	4
3.	1991	5
4.	1972	6
5.	1959	7
5.	1976	7

#### Interceptions Thrown

1.	1974	3
1.	1975	3
1.	1990	3
4.	1963	6
4.	1988	6

#### Total Plays

1.	1959	493
2.	1960	574
3.	1962	593
4.	1963	601
5.	1965	604

#### Total Yards

1.	1961	1,854
2.	1959	2,216
3.	1962	2,360
4.	1963	2,453
5.	1960	2,491

#### Yards Per Game

1.	1961	185.4
2.	1983	225.5
3.	1962	236.0
4.	1959	246.2
5.	1960	249.1

#### Penalties

1.	1961	33
2.	1960	38
3.	1972	50
4.	1968	52
5.	1985	52

#### Penalty Yards

1.	1961	300
2.	1985	351
3.	1960	354
4.	1962	495
5.	1972	504



2003 • 2004 • 2005 GATEWAY CHAMPIONS

## Saluki Single-Game Team Records

### Most Points Scored Game

1.	University of Arts & Science, Nov. 6, 1914	118
2.	Shurtleff College, Nov. 12, 1915	80
3.	Kentucky Wesleyan, Aug. 29, 2002	78
4.	West Virginia Tech, Sept. 21, 2002	76
5.	St. Joseph's, Sept. 27, 2003	75
6.	Xavier (Ohio), Oct. 13, 1973	73
7.	Bradley, Oct. 31, 1970	69
8.	Missouri State, Nov. 22, 1968	68
9.	Western Illinois, Oct. 30, 2004	66
9.	Eastern Michigan, Oct. 29, 1960	66
9.	Ewing Junior College, Oct. 17, 1924	66

### Most Points 1st Quarter

1.	at Indiana State, Oct. 30, 1971	30
2.	Western Illinois, Oct. 30, 2004	28
3.	Kentucky Wesleyan, Aug. 29, 2002	28
4.	at Indiana State, Oct. 22, 1983	24
5.	at SEMO, Sept. 1, 2005	23
5.	Northern Illinois, Oct. 23, 1976	23

### Most Points 2nd Quarter

1.	Union KY, Sept. 10, 2005	41
2.	Southwest Missouri State, Oct. 30, 1999	35
3.	Murray State, Sept. 11, 1999	34
4.	Southeast Missouri State, Oct. 19, 1985	30
5.	Indiana State, Nov. 13, 2004	28

### Most Points 3rd Quarter

1.	West Virginia Tech, Sept. 21, 2002	41
2.	at Western Carolina, December 17, 1983	23
3.	Quincy, Aug. 28, 2003	21
4.	at Murray State, Sept. 14, 1996	21
5.	Lincoln University Aug. 31, 1985	21
5.	New Mexico State, Oct. 29, 1983	21
5.	Central Michigan, Nov. 20, 1971	21
5.	Bradley, Oct. 31, 1970	21
5.	At Southwest Missouri State, Nov. 22, 1969	21
5.	Southwest Missouri State, Nov. 22, 1968	21
5.	Drake, Nov. 18, 1967	21

### Most Points 4th Quarter

1.	Eastern Michigan, 1960	31
2.	Kentucky Wesleyan, Aug. 29, 2002	30
3.	Drake, Nov. 10, 1973	27
4.	Saint Joseph, Sept. 27, 2003	24
5.	Arkansas State, Oct. 1, 1988	24

### Most Points 1st Half

1.	Union Ky, Sept. 10, 2005	55
2.	Western Illinois, Oct. 30, 2004	45
3.	at Xavier, Oct. 13, 1973	45
4.	Indiana State, Nov. 13, 2004	42
5.	Illinois State, Oct. 23, 1999	42

### Most Points 2nd Half

1.	West Virginia Tech, Sept. 21, 2002	48
2.	Saint Joseph, Sept. 27, 2003	44
3.	at Southeast Missouri State, Nov. 22, 1969	41
4.	Kentucky Wesleyan, Aug. 29, 2002	40
5.	Sycamores, Nov. 6, 1999	35

### Most First Downs

1.	Western Kentucky, Nov. 20, 1999	35
2.	Bradley, Oct. 31, 1970	34
3.	Western Illinois, Oct. 10, 1992	33
4.	at Western Kentucky, Oct. 29, 1992	32
5.	Indiana State, Nov. 6, 1999	31
5.	SEMO, Sept. 12, 1992	31

### Most First Downs Rushing

1.	at Eastern Michigan, Sept. 28, 2002	23
2.	at Bradley, Nov. 1, 1969	23
3.	at Central Michigan, Nov. 12, 1960	23
4.	at Eastern Illinois, Nov. 7, 1987	22
5.	SEMO, Sept. 12, 1992	21

### Most First Downs Passing

1.	Indiana State, Nov. 6, 1999	23
2.	at Northern Illinois, Oct. 7, 1989	21
3.	at SEMO, Sept. 1, 2005	19
4.	Arkansas State, Sept. 29, 1990	17
5.	Western Illinois, Oct. 10, 1992	17

### Most Rushing Attempts

1.	at Central Michigan, Nov. 12, 1960	78
2.	at Illinois State, Oct. 18, 1980	77
3.	at Bradley, Nov. 1, 1969	76
4.	Bradley, Oct. 31, 1970	75
5.	Northern Illinois, Oct. 23, 1976	74

### Most Rushing Yards

1.	at Eastern Illinois, Oct. 15, 1960	550
2.	at Xavier, Oct. 13, 1973	500
3.	at Eastern Michigan, Sept. 28, 2002	481
4.	Bradley, Oct. 31, 1970	466
5.	Northern Illinois, Oct. 23, 1976	441
6.	Western Illinois, Oct. 30, 2004	436
7.	at Eastern Illinois, Nov. 7, 1987	425
8.	at Bradley, Nov. 1, 1969	418
9.	Quincy, Aug. 28, 2003	377
10.	at Central Michigan, Sept. 29, 1962	375

### Most Pass Attempts

1.	Indiana State, Nov. 6, 1999	66
2.	at Northern Illinois, Oct. 7, 1989	60
3.	Missouri State, Oct. 21, 1989	56
4.	at Arkansas State, Sept. 30, 1989	55
5.	Western Illinois, Oct. 10, 1992	48

### Most Pass Completions

1.	Indiana State, Nov. 6, 1999	42
2.	at Northern Illinois, Oct. 7, 1989	41
3.	at Indiana State, Nov. 4, 1989	30
4.	Indiana State, Sept. 8, 1990	29
5.	at Arkansas State, Sept. 30, 1989	28

### Most Interceptions Thrown

1.	at Murray State, Sept. 31, 2000	6
1.	at Eastern Illinois, Oct. 30, 1982	6
1.	at Ball State, Nov. 13, 1965	6
4.	at Illinois State, Oct. 24, 1992	5
4.	at Drake, Sept. 30, 1972	5
4.	at Wichita State, Sept. 30, 1972	5
4.	Louisville, Sept. 21, 1968	5
4.	Fort Campbell, Oct. 10, 1964	5
4.	Northern Michigan, Oct. 19, 1963	5

### Most Passing Yards

1.	Indiana State, Nov. 6, 1999	444
2.	Missouri State, Oct. 21, 1989	412
3.	Murray State, Sept. 11, 1999	399
4.	at Northern Illinois, Oct. 7, 1989	381
5.	Youngstown State, Oct. 9, 1999	357
5.	at Northern Michigan, Oct. 24, 1964	357
7.	at Western Kentucky, Oct. 29, 1992	351
8.	at SEMO, Sept. 1, 2005	348
9.	Western Illinois, Oct. 10, 1992	346
10.	at Arkansas State, Sept. 30, 1989	343

### Most Total Plays

1.	Bradley, Oct. 31, 1970	112
2.	at Bradley, Nov. 1, 1969	97
3.	SEMO, Sept. 12, 1992	94
4.	Kentucky State, Oct. 28, 1989	94
5.	at Western Kentucky, Oct. 29, 1992	91

### Most Total Yards

1.	Bradley, Oct. 31, 1970	754
2.	Western Kentucky, Nov. 20, 1999	650
3.	West Virginia Tech, Sept. 21, 2002	606
3.	Western Illinois, Oct. 30, 2004	606
5.	at Xavier, ct. 13, 1973	605
6.	William Penn, Sept. 18, 2004	604
7.	Union, Sept. 10, 2005	600
8.	Western Illinois, Oct. 10, 1992	591
9.	Indiana State, Nov. 13, 2004	588
10.	at Western Kentucky, Oct. 29, 1992	587

### Most Fumbles

1.	at Drake, Nov. 4, 1972	9
2.	Dayton, Oct. 7, 1972	8
2.	at Oklahoma, Sept. 29, 1973	8
2.	Eastern Illinois, Sept. 29, 1979	8

### Most Fumbles Lost

1.	Eastern Illinois, Sept. 29, 1979	6
1.	Southwest Missouri, Sept. 7, 1985	6
3.	at Tulsa, Nov. 2, 1963	5
3.	Bowling Green, Sept. 28, 1963	5
3.	Lamar, Oct. 12, 1968	5
3.	Dayton, Oct. 7, 1972	5
3.	Eastern Illinois, Sept. 10, 1983	5

### Most Penalties

1.	at Western Kentucky, Oct. 22, 1994	18
2.	Nicholls State, Sept. 23, 1995	17
3.	at Youngstown State, Oct. 9, 2004	17
4.	at Illinois State, Oct. 28, 2000	16
5.	SEMO, Sept. 17, 1983	15

### Most Penalty Yards

1.	Louisiana-Lafayette, Sept. 8, 1979	162
2.	Louisville, Sept. 24, 1966	147
3.	at Illinois State, Oct. 28, 2000	146
4.	at Tulsa, Oct. 3, 1964	144
5.	Nicholls State, Sept. 23, 1995	140
5.	at Youngstown State, Oct. 9, 2004	140

### Most Punts

1.	Illinois State, Nov. 24, 1973	14
2.	at Drake, Nov. 17, 1970	12
3.	at Louisiana-Lafayette, Oct. 15, 1977	12
4.	Illinois State, Oct. 28, 1972	11
5.	at Drake, Nov. 4, 1972	11
5.	at Northern Iowa, Oct. 21, 1995	11

### Most Punt Returns

1.	at West Texas State, Oct. 10, 1981	12
2.	Bradley, Oct. 31, 1970	9
2.	Dayton, Oct. 7, 1972	9
2.	Eastern Illinois, Sept. 10, 1983	9

### Most Punt Return Yards

1.	Kentucky Wesleyan, Aug. 29, 2002	207
2.	Quincy, Aug. 28, 2003	150
3.	Fort Campbell, Oct. 26, 1963	145
4.	at Bradley, Nov. 1, 1964	122
5.	Lamar Tech, Oct. 3, 1970	121

## Saluki Single-Game Team Records

### Most Kickoff Returns

1.	at Tulsa, Oct. 3, 1964	10
1.	at Florida State, Oct. 9, 1982	10
1.	at Missouri State, Nov. 7, 1992	10
1.	Illinois State, Oct. 15, 2005	10
5.	Indiana State, Nov. 6, 1999	9
5.	Tulsa, Oct. 30, 1965	9
5.	at Oklahoma State, Sept. 29, 1973	9

### Most Kickoff Return Yards

1.	at Appalachian State, Dec. 3, 2005	218
2.	at Missouri State, Nov. 7, 1992	215
3.	West Texas State, Oct. 20, 1984	210
4.	at Ohio, 1960	203
5.	at Eastern Illinois, Sept. 20, 1986	192

### Most Interceptions

1.	New Mexico State, Oct. 29, 1983	8
2.	at Western Illinois, Sept. 4, 1982	7
2.	at Western California, Dec. 17, 1983	7
4.	Delta State, Sept. 5, 1987	6
5.	Louisville, Nov. 11, 1972	5

### Most Interception Return Yards

1.	East Carolina, Sept. 22, 1973	167
2.	at Illinois State, Sept. 28, 1996	132
3.	Missouri State, Oct. 19, 1985	127
4.	West Virginia Tech, Sept. 21, 2002	118
5.	Lamar Tech, Oct. 3, 1970	116

### Fewest First Downs

1.	at Wichita State, Oct. 23, 1965	4
1.	at Bowling Green, Nov. 17, 1962	4
3.	at Nicholls State, Sept. 6, 1997	6
3.	at McNeese State, Sept. 11, 1976	6
3.	East Carolina, Sept. 16, 1972	6
3.	at Tulsa, Oct. 3, 1964	6

### Fewest Rushing Attempts

1.	North Dakota State, Nov. 9, 1963	19
2.	at Arkansas State, Sept. 30, 1989	20
2.	Tulsa, Oct. 30, 1965	20
4.	at Wichita State, Nov. 12, 1983	21
4.	Eastern Illinois, Nov. 11, 1995	21
4.	Western Kentucky, Oct. 25, 1997	21
4.	Indiana State, Nov. 6, 1999	21

### Fewest Rushing Yards

1.	at Youngstown State, Nov. 4, 1967	-21
2.	at Wichita State, Oct. 23, 1965	-12
3.	at New Mexico State, Sept. 3, 1977	-10
4.	East Carolina, Sept. 16, 1972	-7
5.	Eastern Illinois, Sept. 10, 1983	-1
6.	at Western Kentucky, Oct. 22, 1994	8
7.	Tulsa, Oct. 30, 1965	9
8.	at Tulsa, Oct. 3, 1964	15
9.	Indiana State, Nov. 18, 1972	19
10.	at Bowling Green, Nov. 17, 1962	22

### Fewest Passing Attempts

1.	Lamar, Oct. 2, 1976	5
1.	Dayton, Oct. 7, 1972	5
3.	at Northern Illinois, Oct. 20, 1979	6
3.	East Carolina, Oct. 29, 1966	6
5.	Nine tied	7

### Fewest Passing Completions

1.	Lamar, Oct. 2, 1976	0
1.	at Lamar, Nov. 22, 1975	0
1.	Long Beach, Oct. 24, 1975	0
4.	at Northern Illinois, Oct. 20, 1979	1
4.	Indiana State, Oct. 18, 1969	1
4.	at Central Michigan, Nov. 12, 1960	1

### Fewest Passing Yards

1.	Lamar, Oct. 2, 1976	0
1.	at Lamar, Nov. 22, 1975	0
1.	Long Beach, Oct. 24, 1975	0
4.	at Central Michigan, Nov. 12, 1960	10
5.	Eastern Illinois, Sept. 13, 1980	13
6.	at Lamar, Oct. 11, 1969	15
7.	Indiana State, Sept. 20, 1975	18
7.	Indiana State, Oct. 18, 1969	18
9.	Dayton, Oct. 7, 1972	21
10.	at Louisiana-Lafayette, Oct. 15, 1977	23

### Fewest Total Plays

1.	Bowling Green, Sept. 28, 1963	37
2.	at McNeese State, Sept. 5, 1981	38
3.	North Dakota State, Nov. 9, 1963	39
4.	Eastern Illinois, Nov. 11, 1995	40
5.	Toledo, Nov. 14, 1964	43
5.	at Bowling Green, Nov. 17, 1962	43
7.	at McNeese State, Sept. 11, 1976	44
8.	Kentucky Wesleyan, Aug. 29, 2002	46
8.	at New Mexico State, Sept. 3, 1977	46
8.	at Bowling Green, Sept. 19, 1964	46

### Fewest Total Yards

1.	East Carolina, Sept. 16, 1972	44
2.	at Bowling Green, Nov. 17, 1962	48
3.	at McNeese State, Sept. 11, 1976	64
4.	at Wichita State, Oct. 23, 1965	87
5.	at Tulsa, Oct. 3, 1964	91
6.	Fresno State, Nov. 8, 1980	108
6.	Tulsa, Oct. 30, 1965	108
8.	at Eastern Illinois, Nov. 19, 1994	114
9.	at Northern Michigan, Nov. 5, 1966	115
10.	at Tulsa, Oct. 5, 1968	118

### Fewest Punts

1.	Saint Joseph, Sept. 27, 2003	0
2.	Eight tied	1



2003 • 2004 • 2005 GATEWAY CHAMPIONS

# Opponent Single-Game Team Records

### Most Points 1st Quarter

1.	at Western Kentucky, Nov. 7, 1998	34
2.	at Delaware, Nov. 29, 2003	27
3.	at Temple, Oct. 12, 1974	21
3.	at Louisiana Tech, Nov. 9, 1991	21
3.	Western Illinois, Oct. 10, 1992	21
3.	at Ole Miss, Sept. 10, 1994	21
3.	at Western Illinois, Oct. 15, 1999	21
3.	at Eastern Illinois, Oct. 20, 2001	21
3.	Indiana State, Nov. 9, 2002	21
3.	Illinois State, Oct. 15, 2005	21

### Most Points 2nd Quarter

1.	at Florida State, Oct. 9, 1982	28
1.	at Illinois State, Oct. 23, 1999	28
3.	at Indiana State, Nov. 17, 1973	27
3.	at SEMO, Aug. 31, 1991	27
3.	at Murray State, Sept. 14, 1996	27

### Most Points 3rd Quarter

1.	at Oklahoma State, Sept. 29, 1973	35
2.	at Illinois, Sept. 22, 1990	28
3.	at Northern Illinois, Oct. 18, 1975	24
4.	at Fresno State, Oct. 10, 1987	23
5.	Murray State, Sept. 11, 1999	23

### Most Points 4th Quarter

1.	North Texas, Nov. 24, 1962	28
2.	at New Mexico State, Nov. 17, 1979	28
3.	at Baylor, Nov. 24, 2001	28
4.	at Southwest Missouri St., Oct. 21, 2000	24
5.	at Eastern Illinois, Nov. 20, 1993	22
5.	at Northern Iowa, Nov. 15, 2003	22

### Most Points First Half

1.	at Tulsa, Oct. 3, 1964	40
2.	at Temple, Oct. 12, 1974	38
3.	at Ole Miss, Sept. 10, 1994	38
4.	Illinois State, Oct. 15, 2005	38
5.	at Western Illinois, Oct. 15, 1999	35
5.	Illinois State, Oct. 23, 1999	35
5.	at Murray State, Sept. 31, 2000	35
5.	Eastern Illinois, Oct. 20, 2001	35

### Most Second Half Points

1.	at Oklahoma State, Sept. 29, 1973	56
2.	at Baylor, Nov. 24, 2001	42
3.	North Texas, Nov. 24, 1962	41
4.	Murray State, Sept. 11, 1999	39
5.	at Northern Iowa, Nov. 15, 2003	36

### Most First Downs

1.	Tulsa, Oct. 30, 1965	35
2.	Arkansas State, Sept. 25, 1982	33
2.	Murray State, Sept. 11, 1999	33
4.	New Mexico State, Sept. 30, 1978	32
4.	Illinois State, Oct. 23, 1999	32
6.	Eastern Illinois, Nov. 20, 1993	31
6.	at Ole Miss, Sept. 10, 1994	31
6.	Illinois State, Oct. 11, 1997	31
6.	at Murray State, Sept. 5, 1998	31
10.	at Tulsa, Oct. 30, 1965	30
10.	North Texas, Oct. 21, 1967	30

### Most First Downs Rushing

1.	Indiana State, Nov. 18, 1972	31
2.	Arkansas State, Sept. 25, 1982	27
3.	at Arkansas State, Nov. 8, 1975	26
4.	Western Kentucky, Oct. 25, 1997	25
5.	Northern Iowa, Oct. 17, 1992	22
5.	at Western Kentucky, Oct. 29, 1992	22

### Most First Downs Passing

1.	Tulsa, Oct. 30, 1965	25
2.	Murray State, Sept. 11, 1999	23
3.	New Mexico State, Sept. 30, 1978	22
4.	at Northern Iowa, Nov. 15, 2003	20
5.	North Texas, Oct. 21, 1967	17

### Most Rushing Attempts

1.	Arkansas State, Oct. 26, 1974	82
2.	Arkansas State, Sept. 25, 1982	81
3.	Southwest Missouri, Sept. 7, 1985	78
4.	at Wichita State, Nov. 2, 1983	77
5.	East Carolina, Sept. 16, 1972	76
5.	at East Carolina, Oct. 9, 1976	76

### Most Rushing Yards

1.	Western Kentucky, Oct. 25, 1997	561
2.	at Western Kentucky, Oct. 29, 1992	554
3.	Murray State, Sept. 11, 1999	553
4.	at Arkansas State, Nov. 11, 1975	505
5.	at East Carolina, Oct. 9, 1976	491
6.	Arkansas State, Oct. 16, 1976	488
7.	at Louisiana Tech, Nov. 9, 1991	468
8.	at West Texas State, Nov. 26, 1977	467
9.	Western Kentucky, Oct. 16, 1993	466
10.	Arkansas State, Sept. 25, 1982	465

### Most Pass Attempts

1.	Tulsa, Oct. 30, 1965	65
2.	New Mexico State, Sept. 30, 1978	60
2.	West Virginia Tech, Sept. 21, 2002	60
4.	Southwest Missouri State, Oct. 21, 1989	56
5.	at Tulsa, Nov. 2, 1963	55
5.	Murray State, Sept. 11, 1999	55

### Most Pass Completions

1.	Tulsa, Oct. 30, 1965	42
2.	Murray State, Sept. 11, 1999	35
3.	at Indiana State, Oct. 22, 2005	32
3.	West Virginia Tech, Sept. 21, 2002	32
5.	New Mexico State, Sept. 30, 1978	31

### Most Interceptions Thrown

1.	New Mexico State, Oct. 29, 1983	8
2.	at Western Carolina, Dec. 17, 1983	7
2.	at Western Illinois, Sept. 4, 1982	7
4.	Louisville, Nov. 11, 1972	5
4.	at Louisville, Sept. 26, 1964	5
4.	at Central Michigan, Sept. 29, 1962	5

### Most Passing Yards

1.	Murray State, Sept. 11, 1999	553
2.	New Mexico State, Sept. 30, 1978	536
3.	Tulsa, Oct. 30, 1965	477
4.	at Eastern Illinois, Sept. 20, 1986	452
5.	Eastern Washington, Nov. 27, 2004	437
6.	at Northern Iowa, Nov. 15, 2003	432
7.	at SEMO, Sept. 18, 2001	418
8.	Southwest Missouri State, Oct. 21, 1989	412
9.	at North Texas State, Oct. 22, 1966	398
10.	at Northern Iowa, Sept. 1, 1990	397

### Most Total Plays

1.	Illinois State, Oct. 11, 1997	104
2.	New Mexico State, Sept. 30, 1978	101
3.	Lamar Tech, Oct. 3, 1970	96
3.	Illinois State, Oct. 23, 1999	96
5.	Louisville, Sept. 21, 1968	93
5.	at Ball State, Nov. 7, 1970	93
5.	at Indiana State, Nov. 4, 1978	93

### Most Total Yards

1.	Illinois State, Oct. 23, 1999	727
2.	Murray State, Sept. 11, 1999	665
3.	New Mexico State, Sept. 30, 1978	647
4.	at Louisiana Tech, Nov. 9, 1991	637
5.	Indiana State, Nov. 6, 1999	632

### Most Fumbles

1.	Ball State, Oct. 21, 1972	9
1.	Northern Illinois, Oct. 23, 1976	9
1.	at Northern Iowa, Sept. 24, 1983	9
4.	at Wichita State, Sept. 30, 1972	8
4.	at East Carolina, Oct. 9, 1976	8
4.	at Drake, Sept. 27, 1980	8
4.	at Northern Illinois, Oct. 7, 1989	8
4.	Missouri State, Oct. 6, 1990	8

### Most Fumbles Lost

1.	Northern Illinois, Oct. 23, 1976	6
1.	Northern Iowa, Sept. 24, 1983	6
3.	Northern Illinois, Oct. 1, 1960	5
3.	Bowling Green, 1960	5
3.	Lamar, Oct. 12, 1968	5
3.	Missouri State, Nov. 22, 1968	5
3.	at Illinois State, Oct. 25, 1986	5

### Most Penalties

1.	at Murray State, Sept. 14, 2002	19
2.	Eastern Illinois, Sept. 10, 1983	15
3.	at Tulsa, Oct. 3, 1964	14
3.	Wichita State, Sept. 17, 1966	14
3.	at Tulsa, Oct. 5, 1968	14
3.	Fresno State, Nov. 8, 1980	14
3.	Long Beach, Oct. 4, 1975	14
3.	at West Texas State, Sept. 3, 1979	14
3.	at Western Illinois, Oct. 18, 2003	14

### Most Penalty Yards

1.	at Tulsa, Oct. 5, 1968	173
2.	at Tulsa, Oct. 3, 1964	162
3.	at Murray State, Sept. 14, 2002	161
3.	Wichita State, Sept. 17, 1966	161
5.	at West Texas State, Sept. 3, 1979	160

### Most Punts

1.	Eastern Illinois, Sept. 10, 1983	14
2.	Bradley, Oct. 31, 1970	13
3.	East Carolina, Oct. 25, 1969	12
3.	Illinois State, Nov. 24, 1973	12
3.	Northern Iowa, Oct. 6, 1984	12
3.	Western Illinois, Sept. 9, 1989	12

### Most Punt Returns

1.	Tulsa, Oct. 28, 1967	8
2.	(Eight tied)	7

### Most Punt Return Yards

1.	at Eastern Illinois, Oct. 8, 1988	119
2.	at Texas A and I, Sept. 15, 1962	107
2.	at Northern Iowa, Oct. 13, 2001	107
4.	Drake, Oct. 16, 1965	104
5.	at Northern Iowa, Nov. 11, 1989	102
5.	at East Carolina, Oct. 8, 1977	102

### Most Kickoff Returns

1.	Bradley, Oct. 31, 1970	12
1.	Union Ky., Sept. 10, 2005	12
3.	Missouri State, Nov. 22, 1968	11
3.	Saint Joseph, Sept. 27, 2003	11
5.	Kentucky State, Oct. 28, 1989	10
5.	William Penn, Sept. 18, 2004	10

## Opponent Single-Game Team Records

### Most Kickoff Return Yards

1.	at Western Carolina, Dec. 17, 1983	229
2.	Missouri State, Nov. 22, 1968	219
3.	West Texas State, Oct. 20, 1984	210
4.	at Indiana State, Nov. 2, 1985	202
5.	at Dayton, Oct. 5, 1974	201

### Most Interceptions

1.	at Eastern Illinois, Oct. 30, 1982	6
1.	at Murray State, Sept. 31, 2000	6
3.	Louisville, Sept. 21, 1968	5
3.	at Indiana State, Oct. 30, 1971	5
3.	at Wichita State, Sept. 30, 1972	5
3.	at Drake, Nov. 3, 1984	5
3.	at Illinois State, Oct. 24, 1992	5

### Most Interception Return Yards

1.	at Murray State, Sept. 31, 2000	139
2.	at Appalachian State, Dec. 3, 2005	107
3.	at Florida State, Oct. 9, 1982	104
4.	at Drake, Nov. 3, 1984	101
5.	at Baylor, Nov. 24, 2001	98

### Fewest First Downs

1.	Indiana State, Dec. 3, 1983	4
1.	Illinois State, Nov. 24, 1973	4
1.	Eastern Michigan, Oct. 29, 1960	4
4.	Saint Joseph, Sept. 27, 2003	5
4.	Western Illinois, Oct. 17, 1998	5
4.	Bradley, Oct. 31, 1970	5

### Fewest Rushing Attempts

1.	at Eastern Illinois, Oct. 30, 1982	15
2.	at Eastern Illinois, Oct. 13, 1984	17
2.	Bradley, Oct. 31, 1970	17
4.	Southeast Missouri State, Sept. 2, 2004	18
4.	at North Texas State, Oct. 22, 1966	18

### Fewest Rushing Yards

1.	Bradley, Oct. 31, 1970	-72
2.	at Tampa, Nov. 16, 1968	-23
3.	Southeast Missouri State, Sept. 9, 2000	-17
4.	Union (Ky.), Sept. 10, 2005	-14
5.	at Youngstown State, Nov. 11, 2000	-9
5.	Drake, Oct. 14, 2000	-9
7.	Kentucky Wesleyan, Aug. 29, 2002	-2
8.	at Eastern Illinois, Oct. 13, 1984	8
9.	at Western Illinois, Sept. 4, 1982	12
10.	Northern Michigan, Oct. 19, 1963	14

### Fewest Passing Attempts

1.	at Missouri State, Nov. 5, 1994	3
1.	Hillsdale, Oct. 13, 1962	3
3.	at Western Kentucky, Nov. 17, 2001	4
3.	at Arkansas State, Nov. 9, 1985	4
3.	Northern Michigan, Nov. 3, 1962	4

### Fewest Passing Completions

1.	at East Carolina, Sept. 28, 1974	0
1.	Hillsdale, Oct. 13, 1962	0
3.	(6 tied)	1

### Fewest Passing Yards

1.	at East Carolina, Sept. 28, 1974	0
1.	Hillsdale, Oct. 13, 1962	0
3.	Illinois State, Oct. 27, 1962	2
4.	at Western Kentucky, Nov. 17, 2001	4
5.	at West Texas State, Nov. 26, 1977	5
6.	Northern Michigan, Oct. 19, 1963	8
7.	at Missouri State, Nov. 10, 1984	9
7.	West Texas State, Sept. 25, 1976	9
9.	at Wichita State, Sept. 30, 1972	11
10.	Arkansas State, Oct. 1, 1988	12

### Fewest Total Plays

1.	at Illinois State, Oct. 18, 1980	40
2.	at Bowling Green, Sept. 19, 1964	42
3.	Indiana State, Dec. 3, 1983	44
4.	Hillsdale, Oct. 13, 1962	47
5.	Northern Michigan, Oct. 19, 1963	48
6.	Western Illinois, Oct. 17, 1998	49
6.	at Illinois State, Sept. 11, 1982	49
8.	Western Kentucky, Nov. 20, 1999	50
8.	at Illinois State, Oct. 7, 1978	50
8.	Illinois State, Oct. 27, 1962	50

### Fewest Total Yards

1.	Northern Michigan, Oct. 19, 1963	22
2.	Bradley, Oct. 31, 1970	38
3.	at Bowling Green, Nov. 13, 1976	46
4.	Indiana State, Dec. 3, 1983	55
5.	Saint Joseph, Sept. 27, 2003	69
6.	Illinois State, Nov. 24, 1973	70
7.	at Youngstown State, Nov. 11, 2000	80
8.	Northern Illinois, Oct. 23, 1976	87
9.	at Illinois State, Oct. 18, 1980	90
10.	Hillsdale, Oct. 13, 1962	107

### Fewest Punts

1.	Western Kentucky, Oct. 25, 1997	0
1.	Eastern Illinois, Nov. 20, 1993	0
1.	at Missouri State, Nov. 7, 1992	0
1.	Drake, Nov. 6, 1971	0
5.	(14 tied)	1



2003 • 2004 • 2005 GATEWAY CHAMPIONS

## Chronological Lists of Individual Accomplishments

### Chronological List of 100-Yard Rushing Games

Date	Yards	Player	Opponent
Nov. 16, 1957	249	Carver Shannon	Northern Illinois
Oct. 30, 1959	101	Amos Bullocks	at Eastern Michigan
Nov. 14, 1959	148	Amos Bullocks	Central Michigan
Nov. 12, 1960	184	Amos Bullocks	at Central Michigan
Oct. 7, 1961	167	Amos Bullocks	Northern Illinois
Oct. 28, 1961	110	Amos Bullocks	at Illinois State
Nov. 4, 1961	119	Amos Bullocks	at Eastern Michigan
Nov. 11, 1961	101	Amos Bullocks	Wisconsin-LaCrosse
Sept. 29, 1962	110	Carl Kimbrel	at Central Michigan
Oct. 27, 1962	126	Charles Warren	Illinois State
Oct. 29, 1966	141	Charles Pemberton	East Carolina
Oct. 29, 1966	116	Hill Williams	East Carolina
Nov. 12, 1966	109	Keith Leigh	Ball State
Nov. 19, 1966	184	Charles Pemberton	at Missouri State
Oct. 7, 1967	102	Hill Williams	at East Carolina
Oct. 12, 1968	135	John Quillen	Lamar
Oct. 12, 1968	104	Mike Bradley	Lamar
Oct. 26, 1968	108	John Quillen	at Drake
Nov. 2, 1968	112	John Quillen	Youngstown State
Sept. 27, 1969	119	Robert Hasberry	at Youngstown State
Oct. 11, 1969	118	Robert Hasberry	Lamar
Oct. 18, 1969	102	Robert Hasberry	Indiana State
Oct. 25, 1969	138	Robert Hasberry	East Carolina
Nov. 1, 1969	187	Robert Hasberry	at Bradley
Nov. 8, 1969	180	Robert Hasberry	Ball State
Nov. 22, 1969	121	Robert Hasberry	at Missouri State
Oct. 3, 1970	109	Eric King	Lamar
Oct. 24, 1970	186	Eric King	Illinois State
Oct. 2, 1971	224	George Loukas	Wichita State
Oct. 9, 1971	136	George Loukas	Arkansas State
Oct. 9, 1971	139	Thomas Thompson	Arkansas State
Oct. 30, 1971	155	George Loukas	at Indiana State
Nov. 6, 1971	138	Thomas Thompson	Drake
Nov. 6, 1971	114	George Loukas	Drake
Sept. 22, 1973	127	Melvin Moncrief	East Carolina
Sept. 29, 1973	102	Larry Perkins	at Oklahoma State
Oct. 13, 1973	177	John Dismuke	Xavier
Oct. 27, 1973	136	Larry Perkins	Akron
Oct. 27, 1973	126	Melvin Moncrief	Akron
Nov. 3, 1973	144	Larry Perkins	at Ball State
Oct. 5, 1974	104	Fred McAlley	at Dayton
Oct. 5, 1974	102	Lawrence Boyd	at Dayton
Oct. 19, 1974	105	Hugh Fletcher	Northern Illinois
Nov. 23, 1974	102	Andre Herrera	Illinois State
Nov. 1, 1975	153	John Dismuke	Drake
Sept. 18, 1976	201	Andre Herrera	at Drake
Sept. 25, 1976	132	Andre Herrera	West Texas State
Oct. 2, 1976	149	Andre Herrera	Lamar
Oct. 16, 1976	103	Andre Herrera	Arkansas State
Oct. 23, 1976	319	Andre Herrera	Northern Illinois
Oct. 30, 1976	185	Andre Herrera	at Indiana State
Nov. 6, 1976	184	Andre Herrera	Illinois State
Nov. 20, 1976	158	Andre Herrera	at Marshall
Sept. 10, 1977	125	Clarence Robison	at Temple
Sept. 24, 1977	103	Burnell Quinn	at Arkansas State
Oct. 1, 1977	116	Burnell Quinn	Lamar
Oct. 15, 1977	115	Burnell Quinn	at Louisiana-Lafayette
Nov. 5, 1977	124	Burnell Quinn	Illinois State
Sept. 30, 1978	201	Burnell Quinn	New Mexico State
Oct. 7, 1978	132	Burnell Quinn	at Illinois State
Oct. 28, 1978	150	Burnell Quinn	Northern Illinois
Nov. 4, 1978	126	Burnell Quinn	at Indiana State
Nov. 4, 1978	103	Victor Harrison	at Indiana State
Nov. 18, 1978	127	Clarence Robison	at Louisiana-Lafayette
Sept. 22, 1979	179	John Cernak	at Arkansas State
Sept. 29, 1979	114	Burnell Quinn	Eastern Illinois
Oct. 6, 1979	101	Victor Harrison	Illinois State
Oct. 13, 1979	104	Clarence Robison	Wichita State
Oct. 27, 1979	116	Burnell Quinn	at Northern Illinois
Nov. 3, 1979	150	Burnell Quinn	Indiana State
Nov. 3, 1979	126	Clarence Robison	Indiana State
Sept. 20, 1980	121	Walter Poole	at New Mexico State
Sept. 27, 1980	105	Gerald Carr	at Drake
Sept. 27, 1980	142	Walter Poole	at Drake
Oct. 4, 1980	125	Victor Harrison	Northern Illinois
Oct. 18, 1980	128	Jeff Ware	at Illinois State
Oct. 18, 1980	101	Victor Harrison	at Illinois State
Nov. 22, 1980	108	Don Vinson	West Texas State
Sept. 12, 1981	127	Walter Poole	Wichita State
Sept. 26, 1981	260	Walter Poole	at Tulsa
Oct. 3, 1981	126	Jeff Ware	Illinois State
Oct. 10, 1981	158	Walter Poole	at West Texas State
Oct. 17, 1981	168	Walter Poole	at Fresno State
Nov. 1, 1981	127	Derrick Taylor	at Indiana State
Nov. 1, 1981	118	Walter Poole	at Indiana State
Nov. 14, 1981	123	Jeff Ware	at New Mexico State
Sept. 24, 1983	109	Derrick Taylor	at Northern Iowa
Nov. 3, 1984	100	Bruce Phibbs	at Drake
Sept. 14, 1985	129	Byron Mitchell	at Illinois
Sept. 28, 1985	210	Byron Mitchell	Eastern Illinois
Oct. 5, 1985	109	Byron Mitchell	Illinois State
Oct. 26, 1985	111	Byron Mitchell	at Wichita State
Nov. 2, 1985	198	Byron Mitchell	at Indiana State
Sept. 27, 1986	133	Mel Kirksy	Youngstown State
Sept. 27, 1986	133	Anthony Vaughn	Youngstown State
Oct. 11, 1986	127	Anthony Vaughn	Indiana State
Nov. 8, 1986	146	Mel Kirksy	Western Illinois
Sept. 5, 1987	121	Paul Patterson	Delta State
Oct. 17, 1987	121	Byron Mitchell	Western Illinois
Oct. 17, 1987	141	Fred Gibson	Western Illinois
Oct. 31, 1987	118	Fred Gibson	at Indiana State
Sept. 3, 1988	114	Fred Gibson	at Western Illinois
Oct. 1, 1988	114	Chuck Harmke	Arkansas State
Oct. 29, 1988	205	Chuck Harmke	at Kentucky
Sept. 16, 1989	104	Antonio Moore	Eastern Illinois
Sept. 7, 1991	136	Greg Brown	at Murray State
Oct. 19, 1991	160	Anthony Perry	at Western Illinois
Oct. 26, 1991	204	Anthony Perry	at Indiana State
Sept. 5, 1992	131	Yonel Jourdain	Troy State
Sept. 12, 1992	110	Yonel Jourdain	SE Missouri State
Sept. 12, 1992	136	Greg Brown	SE Missouri State
Sept. 19, 1992	106	Yonel Jourdain	Austin Peay
Sept. 26, 1992	111	Yonel Jourdain	at Arkansas State
Oct. 3, 1992	208	Anthony Perry	at Eastern Illinois
Oct. 24, 1992	128	Anthony Perry	at Illinois State
Nov. 21, 1992	130	Anthony Perry	Indiana State
Sept. 11, 1993	106	Greg Brown	Washburn
Sept. 3, 1994	104	Melvin Dukes	Tennessee-Martin
Sept. 10, 1994	103	Melvin Dukes	at Mississippi
Aug. 31, 1995	106	William Tolen	at SE Missouri State
Oct. 7, 1995	107	Karlton Carpenter	Illinois State
Oct. 28, 1995	128	William Tolen	at Western Illinois
Nov. 11, 1995	123	William Tolen	Eastern Illinois
Sept. 21, 1996	121	Coe Bonner	Winston-Salem State
Sept. 28, 1996	185	Coe Bonner	at Illinois State
Oct. 12, 1996	106	Coe Bonner	Indiana State
Oct. 19, 1996	150	Coe Bonner	Western Illinois
Oct. 26, 1996	140	Coe Bonner	Northern Iowa
Nov. 2, 1996	197	Coe Bonner	at Western Kentucky
Nov. 16, 1996	105	Tirrell Robinson	SE Missouri State
Sept. 27, 1997	201	Karlton Carpenter	at Northern Iowa
Oct. 4, 1997	122	Bryan Nalbertowicz	Missouri State
Sept. 12, 1998	193	Karlton Carpenter	at Tennessee-Martin
Sept. 19, 1998	109	Karlton Carpenter	Northern Iowa
Sept. 26, 1998	190	Karlton Carpenter	at Illinois State
Oct. 3, 1998	199	Karlton Carpenter	SW Texas State
Oct. 10, 1998	233	Karlton Carpenter	at Youngstown State
Oct. 17, 1998	199	Karlton Carpenter	Western Illinois
Oct. 24, 1998	179	Karlton Carpenter	Indiana State
Oct. 31, 1998	189	Karlton Carpenter	at Missouri State
Nov. 7, 1998	116	Karlton Carpenter	at Western Kentucky
Nov. 14, 1998	206	Karlton Carpenter	SE Missouri State

## Chronological Lists of Individual Accomplishments

Sept. 2, 1999	194	Tom Koutsos	at SE Missouri State
Sept. 18, 1999	172	Tom Koutsos	at Eastern Illinois
Oct. 16, 1999	144	Sherard Poteete	Western Illinois
Oct. 23, 1999	132	Tom Koutsos	Illinois State
Nov. 20, 1999	220	Tom Koutsos	Western Kentucky
Sept. 9, 2000	189	Tom Koutsos	SE Missouri State
Sept. 16, 2000	168	Tom Koutsos	Northern Iowa
Sept. 23, 2000	109	Tom Koutsos	at Kansas
Oct. 7, 2000	109	Tom Koutsos	Western Illinois
Oct. 14, 2000	130	Tom Koutsos	Drake
Nov. 4, 2000	101	Tom Koutsos	Indiana State
Sept. 8, 2001	114	Tom Koutsos	at SE Missouri State
Sept. 8, 2001	100	Madei Williams	at SE Missouri State
Sept. 22, 2001	145	Tom Koutsos	Murray State
Oct. 6, 2001	135	Tom Koutsos	Illinois State
Oct. 13, 2001	146	Tom Koutsos	at Northern Iowa
Nov. 3, 2001	124	Tom Koutsos	Youngstown State
Nov. 10, 2001	165	Tom Koutsos	Missouri State
Nov. 17, 2001	117	Tom Koutsos	at Western Kentucky
Sept. 7, 2002	151	Tom Koutsos	SE Missouri State
Sept. 14, 2002	168	Muhammad Abdulqaadir	at Murray State
Sept. 21, 2002	264	Muhammad Abdulqaadir	West Virginia Tech
Sept. 28, 2002	312	Muhammad Abdulqaadir	at Eastern Michigan
Sept. 28, 2002	129	Joel Sambursky	at Eastern Michigan
Oct. 5, 2002	261	Muhammad Abdulqaadir	Western Illinois
Oct. 12, 2002	209	Muhammad Abdulqaadir	Northern Iowa
Oct. 12, 2002	122	Brandon Robinson	Northern Iowa
Oct. 19, 2002	103	Muhammad Abdulqaadir	at Illinois State
Nov. 9, 2002	178	Brandon Robinson	Indiana State
Nov. 16, 2002	115	Brandon Robinson	Western Kentucky
Aug. 28, 2003	142	Muhammad Abdulqaadir	Quincy
Sept. 6, 2003	103	Tom Koutsos	at SE Missouri State
Sept. 13, 2003	126	Muhammad Abdulqaadir	Murray State
Oct. 11, 2003	153	Tom Koutsos	Illinois State
Oct. 11, 2003	101	Brandon Robinson	Illinois State
Oct. 18, 2003	200	Muhammad Abdulqaadir	at Western Illinois
Nov. 8, 2003	153	Tom Koutsos	Youngstown State
Nov. 8, 2003	120	Muhammad Abdulqaadir	Youngstown State
Nov. 15, 2003	124	Tom Koutsos	at Northern Iowa
Sept. 2, 2004	109	Arkee Whitlock	SE Missouri State
Sept. 2, 2004	106	Brandon Jacobs	SE Missouri State
Oct. 2, 2004	107	Craig Turner	Northern Iowa
Oct. 23, 2004	158	Arkee Whitlock	at Missouri State
Oct. 23, 2004	151	Brandon Jacobs	at Missouri State
Oct. 30, 2004	128	Brandon Jacobs	Western Illinois
Nov. 13, 2004	122	Brandon Jacobs	Indiana State
Nov. 13, 2004	102	Antione Jackson	Indiana State
Nov. 27, 2004	166	Brandon Jacobs	Eastern Washington
Sept. 1, 2005	126	Arkee Whitlock	at Southeast Missouri State
Sept. 17, 2005	115	Arkee Whitlock	at Western Michigan
Oct. 1, 2005	121	Arkee Whitlock	Missouri State
Oct. 8, 2005	142	Craig Turner	at Western Illinois
Oct. 22, 2005	140	Arkee Whitlock	at Indiana State
Oct. 27, 2005	207	Arkee Whitlock	at Western Kentucky
Nov. 5, 2005	124	Arkee Whitlock	Youngstown State
Nov. 12, 2005	167	Arkee Whitlock	at Northern Iowa
Nov. 19, 2005	115	Arkee Whitlock	North Dakota State

### Chronological List of 250-Yard Passing Games

Date	Yards	Player	Opponent
Oct. 24, 1964	357	Jim Hart	at Northern Michigan
Nov. 13, 1965	279	Jim Hart	at Ball State
Sept. 24, 1966	258	Wally Agnew	Louisville
Sept. 18, 1982	298	Rick Johnson	Drake
Sept. 25, 1982	310	Rick Johnson	Arkansas State
Oct. 8, 1983	262	Rick Johnson	Drake
Nov. 12, 1983	291	Rick Johnson	at Wichita State
Oct. 26, 1985	288	Kevin Brown	at Wichita State
Sept. 30, 1989	343	Scott Gabbert	at Arkansas State
Oct. 7, 1989	381	Scott Gabbert	at Northern Illinois
Oct. 21, 1989	312	Fred Gibson	Missouri State
Nov. 4, 1989	278	Fred Gibson	at Indiana State
Sept. 8, 1990	294	Brian Downey	Indiana State
Sept. 15, 1990	251	Brian Downey	Murray State
Sept. 26, 1990	334	Brian Downey	Arkansas State
Aug. 31, 1991	309	Brian Downey	at SE Missouri State
Oct. 10, 1992	346	Scott Gabbert	Western Illinois
Oct. 17, 1992	263	Scott Gabbert	Northern Iowa
Oct. 29, 1992	351	Scott Gabbert	at Western Kentucky
Nov. 21, 1992	286	Scott Gabbert	Indiana State
Sept. 18, 1993	274	David Pierson	at Toledo
Oct. 2, 1993	282	Matt Jones	at Northern Illinois
Oct. 30, 1993	286	David Pierson	at Indiana State
Sept. 3, 1994	260	David Pierson	Tennessee-Martin
Oct. 22, 1994	256	David Pierson	at Western Kentucky
Sept. 23, 1995	264	Danny Smith	Nicholls State
Oct. 14, 1995	328	Danny Smith	Missouri State
Nov. 4, 1995	319	Danny Smith	Western Kentucky
Aug. 31, 1996	271	Steve Luce	Central Arkansas
Sept. 13, 1997	323	Kent Skornia	Murray State
Oct. 11, 1997	276	Kent Skornia	Illinois State
Oct. 25, 1997	287	Kent Skornia	Western Kentucky
Sept. 19, 1998	256	Kent Skornia	Northern Iowa
Oct. 24, 1998	260	Kent Skornia	Indiana State
Nov. 7, 1998	273	Kent Skornia	at Western Kentucky
Sept. 11, 1999	399	Sherard Poteete	Murray State
Oct. 9, 1999	311	Sherard Poteete	Youngstown State
Oct. 23, 1999	305	Sherard Poteete	Illinois State
Oct. 30, 1999	331	Sherard Poteete	Missouri State
Nov. 6, 1999	379	Sherard Poteete	at Indiana State
Nov. 20, 1999	265	Sherard Poteete	Western Kentucky
Sept. 21, 2002	256	Joel Sambursky	West Virginia Tech
Nov. 15, 2003	258	Joel Sambursky	at Northern Iowa
Nov. 6, 2004	256	Joel Sambursky	at Illinois State
Sept. 1, 2005	276	Joel Sambursky	at Southeast Missouri State
Nov. 12, 2005	253	Joel Sambursky	at Northern Iowa



*Although Joel Sambursky is SIU's career passing leader, he never passed for more than 300 yards in a single game.*



2003 • 2004 • 2005 GATEWAY CHAMPIONS

## Chronological Lists of Individual Accomplishments

### Chronological List of 100-Yard Receiving Games

Date	Yards	Player	Opponent
Oct. 24, 1964	189	Tom Massey	Northern Michigan
Oct. 16, 1965	138	John Ference	Drake
Sept. 24, 1966	148	Tom Massey	Louisville
Oct. 31, 1970	149	Lionel Antoine	Bradley
Sept. 28, 1974	100	Bob Habbe	East Carolina
Oct. 11, 1975	109	Ivy Moore	Illinois State
Sept. 30, 1978	107	Kevin House	New Mexico State
Sept. 15, 1979	189	Kevin House	Tennessee State
Nov. 10, 1979	118	Kevin House	Drake
Nov. 17, 1979	147	Kevin House	New Mexico State
Sept. 11, 1982	115	Marvin Hinton	Illinois State
Sept. 25, 1982	157	Marvin Hinton	Arkansas State
Oct. 1, 1983	117	James Stevenson	Arkansas State
Oct. 8, 1983	103	Cecil Ratcliff	Drake
Sept. 1, 1984	112	Derrick Taylor	Tulsa
Oct. 13, 1984	146	Tony Anderson	Eastern Illinois
Nov. 1, 1986	102	Sebron Spivey	Missouri State
Oct. 24, 1987	137	Nate McGhee	Arkansas State
Sept. 30, 1989	117	Wesley Yates	Arkansas State
Oct. 21, 1989	189	Wesley Yates	Missouri State
Oct. 28, 1989	105	John Roots	Kentucky State
Sept. 26, 1990	109	John Roots	Arkansas State
Nov. 3, 1990	125	Ian Oliver	Western Illinois
Oct. 12, 1991	102	Justin Roebuck	Troy State
Nov. 9, 1991	121	Justin Roebuck	Louisiana Tech
Oct. 10, 1992	134	LaVance Banks	Western Illinois
Oct. 10, 1992	105	Justin Roebuck	Western Illinois
Oct. 17, 1992	141	LaVance Banks	Northern Iowa
Oct. 29, 1992	158	Billy Swain	Western Kentucky
Nov. 21, 1992	176	LaVance Banks	Indiana State
Sept. 18, 1993	118	LaVance Banks	Toledo
Oct. 2, 1993	130	Billy Swain	Northern Illinois
Oct. 16, 1993	100	Melvin Dukes	Western Kentucky
Oct. 30, 1993	113	LaVance Banks	Indiana State
Oct. 22, 1994	101	Damon Jones	Western Kentucky
Nov. 5, 1994	103	Dave Smith	Missouri State
Sept. 23, 1995	160	Damon Jones	Nicholls State
Nov. 4, 1995	110	Damon Jones	Western Kentucky
Aug. 31, 1996	126	Reggie Fowler	Central Arkansas
Aug. 31, 1996	105	Damon Jones	Central Arkansas
Nov. 2, 1996	137	Reggie Fowler	Western Kentucky
Sept. 13, 1997	185	Cornell Craig	Murray State
Oct. 11, 1997	219	Cornell Craig	Illinois State
Oct. 25, 1997	177	Cornell Craig	Western Kentucky
Nov. 1, 1997	131	Cornell Craig	Western Illinois
Nov. 7, 1997	134	Cornell Craig	Youngstown State
Sept. 19, 1998	174	Cornell Craig	Northern Iowa
Oct. 3, 1998	136	Cornell Craig	SW Texas State
Oct. 24, 1998	157	Cornell Craig	Indiana State
Nov. 7, 1998	123	Cornell Craig	Western Kentucky
Sept. 11, 1999	180	Cornell Craig	Murray State
Sept. 18, 1999	102	Cornell Craig	Eastern Illinois
Sept. 25, 1999	102	Cornell Craig	Northern Iowa
Oct. 9, 1999	188	Cornell Craig	Youngstown State
Oct. 23, 1999	170	Cornell Craig	Illinois State
Oct. 30, 1999	178	Cornell Craig	Missouri State
Nov. 6, 1999	130	Cornell Craig	Indiana State
Nov. 20, 1999	142	Cornell Craig	Western Kentucky
Aug. 31, 2000	109	Mark Shasteen	Murray State
Oct. 28, 2000	104	Mark Shasteen	Illinois State
Oct. 6, 2001	140	Mark Shasteen	Illinois State
Oct. 2, 2004	130	Quorey Payne	Northern Iowa
Oct. 9, 2004	111	Brent Little	at Youngstown State
Nov. 6, 2004	108	Brent Little	at Illinois State
Nov. 13, 2004	167	Brent Little	Indiana State
Sept. 10, 2005	134	Brent Little	Union, Ky.
Sept. 17, 2005	152	Brent Little	at Western Michigan

### Chronological List of Interception Returns For Touchdown

Date	Yards	Player	Opponent
Nov. 10, 1962	95	Harry Bobbitt	Fort Campbell
Oct. 17, 1964	97	Norm Johnson	at Drake
Sept. 17, 1966	25	William Hohs	Wichita State
Nov. 12, 1966	33	Larry Cox	Ball State
Nov. 22, 1969	44	Joe Bunge	at Missouri State
Oct. 3, 1970	10	Jim Powell	Lamar
Oct. 30, 1976	27	Dan Brown	at Indiana State
Oct. 14, 1978	28	Tyrone Henry	Arkansas State
Oct. 18, 1980	32	Gaylord McCoy	at Illinois State
Sept. 4, 1982	72	Terry Taylor	at Western Illinois
Sept. 3, 1983	47	Donnell Daniel	at Western Illinois
Sept. 17, 1983	68	Granville Butler	SE Missouri State
Sept. 24, 1983	32	Donnell Daniel	at Northern Iowa
Nov. 5, 1983	22	Donnell Daniel	Illinois State
Dec. 10, 1983	24	Terry Taylor	Nevada-Reno
Oct. 6, 1984	36	Alonzo Bailey	Northern Iowa
Oct. 19, 1985	60	John Fields	SE Missouri State
Oct. 19, 1985	52	Tim Spencer	SE Missouri State
Sept. 26, 1987	36	Jay Hurdle	Illinois State
Oct. 18, 1986	40	Ira Davis	Northern Iowa
Sept. 26, 1987	55	Dennis Bean	Illinois State
Oct. 1, 1994	24	Duane Lawrence	Western Illinois
Sept. 23, 1995	40	Darnell Hendricks	Nicholls State
Oct. 7, 1995	43	Cornell Baker	Illinois State
Sept. 14, 1996	72	C. J. McDavid	at Murray State
Sept. 21, 1996	5	Orlando Rogers	Winston-Salem State
Sept. 20, 1997	37	Sam Wilkerson	at Indiana State
Aug. 31, 2000	39	Ron Graddy	at Murray State
Sept. 21, 2002	50	Royal Whitaker	West Virginia Tech
Oct. 9, 2004	95	Alexis Moreland	at Youngstown State
Sept. 1, 2005	23	A.J. Wallace	Union, Ky.
Sept. 17, 2005	79	Brad Brachear	at Western Michigan



Brad Brachear returned this interception 79 yards for a TD against Western Michigan in 2005.

## Chronological Lists of Individual Accomplishments

### Chronological List of Fumble Returns For Touchdown

Date	Yards	Player	Opponent
Oct. 13, 1973	0	Mark Cunningham	Xavier
Nov. 1, 1975	0	Ray Melick	Drake
Oct. 22, 1983	0	Sidney Blanchard	at Indiana State
Sept. 6, 1986	37	Bobby Sloan	Austin Peay
Sept. 22, 1990	27	Kevin Kilgallon	at Illinois
Sept. 23, 1995	63	Tony Seman	Nicholls State
Sept. 23, 1995	4	Kelly Edwards	Nicholls State
Oct. 5, 1996	90	Sam Wilkerson	at Missouri State
Oct. 4, 1997	71	Freddie Taylor	Missouri State
Nov. 15, 1997	36	Freddie Taylor	at SE Missouri State
Oct. 23, 1999	45	Andre King	Illinois State
Oct. 30, 1999	39	Bart Scott	Missouri State
Nov. 11, 2000	0	Matt Frazee	at Youngstown State
Sept. 22, 2001	40	Matt Scheffler	Murray State
Aug. 29, 2002	18	James Smith	Kentucky Wesleyan
Aug. 29, 2002	21	Sieron Davidson	Kentucky Wesleyan
Oct. 11, 2003	2	Frank Johnson	Illinois State
Sept. 1, 2005	26	Braden Jones	at Southeast Missouri State

### Chronological List of Kickoff Returns For Touchdown

Date	Yards	Player	Opponent
Sept. 20, 1958	98	Carver Shannon	Evansville
Nov. 14, 1959	88	Clarence Walker	Central Michigan
Nov. 1, 1969	98	Bob Hasberry	at Bradley
Sept. 19, 1970	90	Gerald Wilson	Louisville
Nov. 4, 1972	83	Larry Perkins	at Drake
Oct. 12, 1974	97	Vic Major	at Temple
Oct. 20, 1984	92	John Field	West Texas State
Oct. 11, 1986	89	Paul Patterson	Indiana State
Sept. 20, 1986	94	Paul Patterson	Eastern Illinois
Aug. 31, 1995	96	Karlton Carpenter	at SE Missouri State
Oct. 30, 1999	95	JerMarsh Robinson	Missouri State
Nov. 4, 2000	100	JerMarsh Robinson	Indiana State
Aug. 29, 2002	89	Chris Gadson	Kentucky Wesleyan
Dec. 3, 2005	93	Craig Turner	at Appalachian State

### Chronological List of Punt Returns For Touchdown

Date	Yards	Player	Opponent
Nov. 16, 1957	74	Carver Shannon	Northern Illinois
Sept. 26, 1959	55	Pete Winton	at West Virginia State
Oct. 31, 1964	57	Rudy Phillips	North Texas State
Oct. 14, 1967	55	Doug Hollinger	Dayton
Nov. 22, 1968	74	Doug Hollinger	Missouri State
Oct. 26, 1968	66	Doug Hollinger	at Drake
Oct. 18, 1969	8	Mike Goro	Indiana State
Oct. 18, 1969	16	Brian Newlands	Indiana State
Nov. 8, 1969	91	Ed Wallner	Ball State
Nov. 22, 1969	71	Ed Wallner	at Missouri State
Oct. 3, 1970	72	Gerald Wilson	Lamar
Nov. 13, 1971	49	Gerald Wilson	at Louisville
Oct. 2, 1976	20	Jim Beaman	Lamar
Oct. 16, 1976	20	Jim Robinson	Arkansas State
Sept. 30, 1978	0	Tyron Henry	New Mexico State
Oct. 14, 1978	31	Rick Bielecki	Arkansas State
Sept. 5, 1981	27	Marvin Hinton	at McNeese State
Oct. 23, 1982	7	Adrian White	Indiana State
Sept. 24, 1983	0	Terry Taylor	at Northern Iowa
Oct. 8, 1983	16	Fabray Collins	Drake
Oct. 29, 1983	85	Donnell Daniel	New Mexico State
Sept. 15, 1984	24	Fabray Collins	Western Illinois
Nov. 3, 1984	0	Bobby Sloan	at Drake
Sept. 7, 1985	47	Bobby McNabb	Missouri State
Oct. 19, 1985	78	Sebron Spivey	SE Missouri State
Oct. 3, 1992	37	David McEed	at Eastern Illinois
Nov. 11, 1995	22	Jim Cravens	Eastern Illinois
Sept. 12, 1998	0	Jason Nolda	at Tennessee-Martin
Sept. 16, 2000	26	JerMarsh Robinson	Northern Iowa
Oct. 6, 2001	5	Jason Newell	Illinois State
Aug. 29, 2002	47	Quorey Payne	Kentucky Wesleyan
Oct. 2, 2004	58	Craig Turner	Northern Iowa
Sept. 1, 2005	19	A.J. Wallace	at Southeast Missouri State
Oct. 27, 2005	24	Jamarquis Jordan	at Western Kentucky
Nov. 5, 2005	85	Craig Turner	Youngstown State



Craig Turner returned a kickoff 93 yards for a touchdown against Appalachian State in the playoffs last season.



Braden Jones returned this fumble 26 yards for a TD against Southeast Missouri State in 2005.

## Annual Leaders

### Annual Passing Yardage Leaders

Year	Player	Comp.	Att.	Pct.	Yards	TDs	Int.
1951	Joe Huske	52	114	45.6	634		
1952	Joe Huske	35	95	36.8	340	2	7
1953	Joe Huske	86	180	47.7	991	6	13
1954	Gerry Hart	24	59	40.7	219	1	7
1955	Gerry Hart	42	113	37.2	654		16
1956	Bill Norwood						
1957	Bill Norwood						
1958	Bill Norwood	35	88	39.8	506	4	7
1959	Ron Winter	35	83	42.2	362	3	3
1960	Ron Winter	56	135	41.4	857	7	9
1961	Ron Winter	61	121	50.4	835	1	8
1962	Vern Pollock	44	123	35.8	563	2	11
1963	Jim Hart	72	152	47.4	1,041	14	9
1964	Jim Hart	111	267	41.6	1,594	13	22
1965	Jim Hart	100	252	39.7	1,144	7	23
1966	Wally Agnew	54	105	51.4	620	3	7
1967	Jim McKay	36	80	45.0	540	3	8
1968	Jim McKay	34	85	40.0	463	3	7
1969	Jim McKay	48	129	37.2	543	3	11
1970	Brad Pancoast	103	222	46.4	1,326	9	8
1971	Brad Pancoast	91	186	48.9	1,289	8	13
1972	Mike Abegg	35	87	40.2	457	1	5
1973	Fred McAlley	51	120	42.5	712	1	7
1974	Fred McAlley	54	142	38.0	809	5	9
1975	Leonard Hopkins	46	110	41.8	728	2	6
1976	Bob Collins	36	87	41.2	549	4	8
1977	Bob Collins	43	101	42.6	629	2	8
1978	Arthur Williams	35	85	41.2	609	5	6
1979	John Cernak	55	117	47.0	776	4	4
1980	Rick Johnson	30	86	34.9	400	1	2
1981	Rick Johnson	119	211	56.4	1,296	6	11
1982	Rick Johnson	182	348	52.3	2,119	10	20
1983	Rick Johnson	108	214	50.5	1,413	9	16
1984	Darren Dixon	76	173	43.9	1,020	6	16
1985	Kevin Brown	83	175	47.4	1,043	9	10
1986	Pat King	55	136	40.4	713	6	10
1987	Fred Gibson	71	161	44.1	873	2	6
1988	Fred Gibson	63	105	60.0	742	2	5
1989	Scott Gabbert	125	222	56.3	1,338	10	9
1990	Brian Downey	181	352	51.4	1,968	7	11
1991	Brian Downey	126	248	50.8	1,782	14	12
1992	Scott Gabbert	172	305	56.4	2,463	22	12
1993	David Pierson	94	180	52.2	1,317	11	6
1994	David Pierson	157	319	49.2	1,729	13	8
1995	Danny Smith	118	239	49.3	1,548	8	11
1996	Phil Shellhaas	111	203	54.7	1,441	10	6
1997	Kent Skornia	144	261	55.2	1,980	9	14
1998	Kent Skornia	158	285	55.4	1,923	14	10
1999	Sherard Poteete	203	348	58.3	2,777	24	10
2000	Sherard Poteete	134	276	48.6	1,469	8	15
2001	Kevin Kobe	107	213	50.2	1,128	3	13
2002	Joel Sambursky	92	167	55.1	1,308	10	5
2003	Joel Sambursky	115	202	56.9	1,667	14	6
2004	Joel Sambursky	142	234	60.7	2,224	19	5
2005	Joel Sambursky	210	330	63.6	2,695	22	9

### Annual Rushing Yardage Leaders

Year	Player	Att.	Yards	Ave.	TDs
1948	Dick Sellman	72	224	3.1	—
1951	Bob Ems	141	467	3.3	6
1952	Bob Ems	50	386	7.7	6
1953	Jack Schneider	74	326	4.4	3
1954	Jack Schneider	87	362	4.2	—
1955	Jack Schneider	87	570	6.6	8
1956	Carver Shannon	99	694	7.0	7
1957	Carver Shannon	88	723	8.2	—
1958	Cecil Hart	148	550	3.7	—
1959	Clarence Walker	97	470	4.8	5
1960	Amos Bullocks	184	996	5.4	12
1961	Amos Bullocks	190	875	4.6	10
1962	Charles Hamilton	120	450	3.8	3
1963	Rich Weber	38	257	6.7	1
1964	Rich Weber	151	477	3.2	4
1965	Monty Riffer	99	359	3.6	4
1966	Charles Pemberton	140	647	4.6	6
1967	Charles Pemberton	111	491	4.4	2
1968	John Quillen	191	791	4.1	10
1969	Bob Hasberry	231	1,178	5.1	10
1970	Eric King	109	446	4.1	2
1971	George Loukas	240	1,052	4.3	11
1972	Thomas Thompson	75	312	4.2	1
1973	Larry Perkins	205	914	4.5	8
1974	Fred McAlley	106	310	2.9	2
1975	John Dismuke	100	507	5.1	3
1976	Andre Herrera	287	1,588	5.5	16
1977	Burnell Quinn	187	822	4.4	3
1978	Burnell Quinn	152	939	6.2	4
1979	Burnell Quinn	175	854	4.9	6
1980	Vic Harrison	175	814	4.6	2
1981	Walter Poole	229	1,092	4.8	10
1982	Corky Field	73	397	5.4	0
1983	Derrick Taylor	182	695	3.8	9
1984	Bruce Phibbs	132	579	4.4	3
1985	Byron Mitchell	171	1,211	7.1	7
1986	Mel Kirksy	165	833	5.0	4
1987	Byron Mitchell	164	726	4.4	7
1988	Chuck Harmke	185	795	4.3	6
1989	Antonio Moore	115	490	4.3	4
1990	Greg Brown	83	341	4.1	1
1991	Anthony Perry	124	647	5.2	5
1992	Anthony Perry	206	1,023	5.0	6
1993	Melvin Dukes	114	479	4.2	3
1994	William Tolen	130	555	4.3	3
1995	Karlton Carpenter	147	556	3.8	4
1996	Coe Bonner	227	1,234	5.4	11
1997	Karlton Carpenter	178	676	3.8	6
1998	Karlton Carpenter	323	1,892	5.9	16
1999	Tom Koutsos	194	1,052	5.4	12
2000	Tom Koutsos	297	1,259	4.2	11
2001	Tom Koutsos	273	1,222	4.5	9
2002	Muhammad Abdulqaadir	196	1,331	6.8	20
2003	Muhammad Abdulqaadir	183	1,041	5.7	11
2004	Brandon Jacobs	150	992	6.6	19
2005	Arkee Whitlock	269	1,454	5.4	14

## Annual Leaders

### Annual Receiving Leaders (Catches)

Year	Player	Rec.	Yards	Ave.	TDs
1954	Wayne Williams	19	245	12.9	2
1955	Wayne Williams	22	457	20.8	1
1959	Jim Battle	13	86	6.6	0
1960	Jim Battle	21	291	13.9	3
1961	Jim Battle	25	269	10.8	0
1962	Jim Battle	26	364	14.0	1
1963	Harry Bobbitt	34	503	14.8	5
1964	Rudy Phillips	26	390	15.0	5
1965	John Ference	51	580	11.4	4
1966	John Ference	27	376	13.9	1
1967	John Ference	30	368	12.3	2
1968	Doug Hillinger	21	364	17.3	7
1969	Lionel Antoine	22	260	11.8	1
1970	David Reid	23	291	12.7	2
1971	David Reid	21	311	14.8	4
1972	Ivey Moore	11	189	17.2	1
1973	Bruce Puhr	23	386	16.8	0
1974	Bruce Puhr	36	627	17.4	3
1975	Ivy Moore	24	451	18.8	1
1976	Greg Warren	12	256	21.3	2
1977	Bernell Quinn	16	203	12.7	2
1978	Hugh Fletcher	23	302	13.1	2
1979	Kevin House	27	653	24.2	6
1980	Jeff Ware	10	119	11.9	0
1981	Marvin Hinton	36	499	13.9	2
1982	Pierre Pugh	42	448	10.7	4
1983	Derrick Taylor	40	327	8.2	2
1984	Allambi Anderson	37	575	15.5	7
1985	Bobby Sloan	28	406	14.5	5
1986	Mel Kirksy	26	238	9.2	0
1987	Nate McGhee	21	371	17.7	1
1988	Joe Cook	27	388	14.4	2
1989	Wesley Yates	42	694	16.5	4
1990	John Roots	38	535	14.1	0
1991	Justin Roebuck	42	647	15.4	4
1992	Justin Roebuck	46	645	14.0	4
1993	Billy Swain	47	684	14.6	8
1994	Reggie Fowler	33	330	10.0	1
1995	Damon Jones	35	597	17.1	2
1996	Reggie Fowler	49	677	13.8	6
1997	Cornell Craig	57	1036	18.2	9
1998	Cornell Craig	64	927	14.5	10
1999	Cornell Craig	77	1419	18.4	15
2000	Mark Shasteen	34	553	16.3	4
2001	Justin George	30	328	10.9	1
2002	Courtney Abbott	26	496	19.1	4
2003	Brent Little	36	641	17.8	6
2004	Brent Little	35	822	23.5	7
2005	Brent Little	49	781	15.9	5

### Annual Tackle Leaders

Year	Player	Solo	Assists	Total
1959	Willie Brown	—	—	47
1972	Jim Powell	34	58	92
1973	Valdrew Rogers	55	24	79
1974	<i>missing records</i>	—	—	—
1975	Primus Jones	49	53	102
1976	Dan Brown	49	84	133
1977	Dan Brown	82	59	141
1978	Joe Barwinski	67	58	125
1979	Rick Bielecki	61	47	108
1980	John Harper	35	44	79
1980	Rick Bielecki	20	59	79
1981	Tony Bleyer	63	64	127
1982	Granville Butler	86	84	170
1983	Fabray Collins	95	65	160
1984	Frank Carr	68	69	137
1985	Rick Spielman	51	54	105
1986	Reggie Edwards	41	53	94
1987	Ezell Shelton	72	54	126
1988	Kevin Kilgallon	83	72	155
1989	Kevin Kilgallon	44	50	94
1990	Kevin Kilgallon	54	71	125
1991	Ron Moran	41	47	88
1992	Clint Smathers	58	42	100
1993	Chris Edwards	38	47	85
1994	Tony Seman	81	61	142
1995	Brian Tranchitella	63	44	107
1996	C.J. McDavid	65	51	116
1997	Freddie Taylor	60	28	88
1998	Bart Scott	47	56	103
1999	Bart Scott	56	40	96
2000	Teddy Sims	57	46	103
2001	Bart Scott	81	46	127
2002	Alexis Moreland	70	64	134
2003	Alexis Moreland	54	37	91
2004	Royal Whitaker	53	42	95
2005	Royal Whitaker	41	35	76
2005	Marlon Heaston	45	31	76
2005	Phillip Doyle	49	27	76
2005	Frank Johnson	56	20	76

### Annual Sacks Leaders

Year	Player	Sacks	Yards
1977	Jack Niedbalski	6.0	—
1978	<i>missing records</i>	—	—
1979	John Harper	6.0	50
1980	<i>missing records</i>	—	—
1981	<i>missing records</i>	—	—
1982	John Harper	7.0	—
1983	Sterling Haywood	10.0	—
1984	Sterling Haywood	7.0	—
1984	Daren Wietecha	7.0	—
1985	Daren Wietecha	6.0	—
1986	Shannon Ferbrache	4.0	—
1986	Ron Kirk	4.0	—
1987	Joel Dickerson	6.0	—
1988	Shannon Ferbrache	8.0	—
1989	Ron Kirk	6.0	—
1990	Martin Hochertz	5.0	—
1991	Dwayne Summers	3.0	17
1992	Ron Moran	4.5	28
1993	Clint Smathers	4.0	30
1994	Dave Jacobs	6.0	34
1995	Dave Smith	5.0	34
1996	David Reid	10.0	58
1997	Andre Bailey	3.0	4
1998	Andre Bailey	10.0	56
1999	Andre Bailey	9.0	55
2000	Lavar Stepter	8.0	56
2001	Jason Nolda	6.5	35
2002	Lionel Williams	3.0	19
2002	Cortez McBerry	3.0	18
2003	James Fields	5.0	45
2003	Billy Beard	5.0	17
2004	Phillip Doyle	5.0	46
2005	Lorenzo Wims	7.0	42
2005	Lorenzo Wims	7.0	42

### Annual Tackles For Loss Leaders

Year	Player	TFL	Yards
1973	Valdrew Rogers	11.0	78
1978	James Phillip	12.0	85
1979	<i>missing records</i>	—	—
1980	John Harper	13.0	—
1981	<i>missing records</i>	—	—
1982	<i>missing records</i>	—	—
1983	Ken Foster	14.0	—
1984	Mike Brascia	8.0	—
1985	Mike Carbonaro	9.0	—
1986	John Edwards	8.0	—
1987	Mike Carbonaro	13.0	—
1988	Kevin Kilgallon	18.0	—
1989	Shannon Ferbrache	10.0	—
1990	Brian Miller	12.0	—
1991	Ed Senter	5.0	19
1992	Ron Moran	8.0	19
1993	Chris Edwards	8.0	25
1994	Tony Seman	12.0	34
1995	Tony Seman	11.0	30
1995	Ryan Smith	11.0	54
1996	Greg Harrison	14.0	35
1997	Greg Harrison	7.0	16
1998	Andre Bailey	17.0	63
1999	Bryan Archibald	14.0	88
2000	Brian Broussard	18.0	89
2001	Bart Scott	18.0	69
2002	Royal Whitaker	6.5	25
2003	Billy Beard	11.0	27
2004	Royal Whitaker	8.5	24
2005	Lionel Williams	11.5	53



## Rushing Records

### Rushing Yards (Career)

1. Tom Koutsos, 1999-2003	4,715
2. Karlton Carpenter, 1995-98	3,181
3. Burnell Quinn, 1976-79	2,798
4. Amos Bullocks, 1958-61	2,441
<b>5. Arkee Whitlock, 2004-Present</b>	<b>2,413</b>
6. Muhammad Abdulqaadir, 2002-03	2,372
7. Andre Herrera, 1974-76	2,346
8. Byron Mitchell, 1984-87	2,021
9. Walter Poole, 1978-81	1,927
10. Yonel Jourdain, 1989-92	1,862
11. Derrick Taylor, 1982-84	1,848
12. Carver Shannon, 1956-58	1,805
13. Coe Bonner, 1995-97	1,787
14. Greg Brown, 1990-93	1,730
15. Anthony Perry, 1991-92	1,670
16. Brandon Robinson, 2001-03	1,509
17. William Tolen, 1992-95	1,499
18. George Loukas, 1970-72	1,427
19. Bruce Phibbs, 1983-86	1,342
20. Vic Harrison, 1978-80	1,339
21. Antonio Moore, 1987-90	1,295
22. Jack Schneider, 1953-55	1,258
23. Chuck Harmke, 1987-89	1,248
24. Larry Perkins, 1971-73	1,239
25. Bob Hasberry, 1969	1,178
26. Mel Kirsy, 1983, 85-86	1,142
27. Charles Pemberton, 1966-67	1,138
28. Joel Sambursky, 2001-05	1,100
29. Clarence Robison, 1976-79	1,080

### Rushing Yards (Season)

1. Karlton Carpenter, 1998	1,892
2. Andre Herrera, 1976	1,588
3. Arkee Whitlock, 2005	1,454
4. Muhammad Abdulqaadir, 2002	1,331
5. Tom Koutsos, 2000	1,257
6. Coe Bonner, 1996	1,234
7. Tom Koutsos, 2001	1,222
8. Byron Mitchell, 1985	1,211
9. Bob Hasberry, 1969	1,178
10. Walter Poole, 1981	1,092
11. Tom Koutsos, 1999	1,052
11. George Loukas, 1971	1,052
13. Muhammad Abdulqaadir, 2003	1,041
14. Anthony Perry, 1992	1,023
15. Amos Bullocks, 1960	996
16. Brandon Jacobs, 2004	992
17. Tom Koutsos, 2003	968
18. Arkee Whitlock, 2004	959
19. Burnell Quinn, 1978	939
20. Larry Perkins, 1973	914



Carver Shannon (1956-58).

### Rushing Yards (Game)

1. Andre Herrera	319	Northern Illinois, 1976
2. M. Abdulqaadir	312	Eastern Michigan, 2002
3. M. Abdulqaadir	264	West Virginia Tech, 2002
4. M. Abdulqaadir	261	Western Illinois, 2002
5. Walter Poole	260	Tulsa, 1981
6. Carver Shannon	249	Northern Illinois, 1957
7. Karlton Carpenter	233	Youngstown State, 1998
8. George Loukas	224	Wichita State, 1971
9. Tom Koutsos	220	Western Kentucky, 1999
10. Byron Mitchell	210	Eastern Illinois, 1985
11. M. Abdulqaadir	209	Northern Iowa, 2002
12. Anthony Perry	208	Eastern Illinois, 1992
13. Arkee Whitlock	207	Western Kentucky, 2005
14. Karlton Carpenter	206	SE Missouri State, 1998
15. Chuck Harmke	205	Kentucky, 1988
16. Anthony Perry	204	Indiana State, 1991
17. Karlton Carpenter	201	Northern Iowa, 1997
17. Andre Herrera	201	Drake, 1976
17. Burnell Quinn	201	New Mexico State, 1978
20. M. Abdulqaadir	200	Western Illinois, 2003



Mubammad Abdulqaadir (2002-03).

### Rushing Attempts (Career)

1. Tom Koutsos, 1999-2003	988
2. Karlton Carpenter, 1995-98	663
3. Burnell Quinn, 1976-79	545
4. Amos Bullocks, 1958-61	490
5. Derrick Taylor, 1981-84	458
6. Andre Herrera, 1974-76	447
<b>7. Arkee Whitlock, 2004-Present</b>	<b>420</b>
8. Yonel Jourdain, 1989-92	412
8. Walter Poole, 1978-81	412
10. Greg Brown, 1990-93	399
11. Joel Sambursky, 2001-05	380
12. Muhammad Abdulqaadir, 2002-03	379
13. Coe Bonner, 1995-97	362
14. George Loukas, 1970-72	352
15. Byron Mitchell, 1984-87	349

### Rushing Attempts (Season)

1. Karlton Carpenter, 1998	323
2. Tom Koutsos, 2000	297
3. Andre Herrera, 1976	287
4. Tom Koutsos, 2001	273
5. Arkee Whitlock, 2005	269
6. George Loukas, 1971	240
7. Bob Hasberry, 1969	231
8. Walter Poole, 1981	229
9. Coe Bonner, 1996	227
10. Anthony Perry, 1992	206
11. Larry Perkins, 1973	205
12. Muhammad Abdulqaadir, 2002	196
13. Tom Koutsos, 1999	194
14. John Quillen, 1968	191
15. Amos Bullocks, 1961	190

### Rushing Attempts (Game)

1. M. Abdulqaadir	43	Eastern Michigan, 2002
2. Karlton Carpenter	42	Western Illinois, 1998
3. Walter Poole	41	Tulsa, 1981
4. Anthony Perry	40	Eastern Illinois, 1992
5. Clarence Robison	39	Louisiana-Lafayette, 1978
5. Jeff Ware	39	New Mexico State, 1981
7. M. Abdulqaadir	38	Northern Iowa, 2002
7. Karlton Carpenter	38	Indiana State, 1998
9. Tom Koutsos	37	Northern Iowa, 2000
10. Karlton Carpenter	36	Illinois State, 1998



Tom Koutsos is the school rushing leader with 4,715 career yards.

## Rushing Records

### Rushing Yards Per Carry (Career)

Minimum 150 Attempts

1. Brandon Jacobs, 2004	6.61
2. Carver Shannon, 1956-58	6.60
3. Muhammad Abdulqaadir, 2002-03	6.26
4. Brandon Robinson, 2001-03	5.80
5. Byron Mitchell, 1984-87	5.79
<b>6. Arkee Whitlock, 2004-Present</b>	<b>5.75</b>
7. Amos Bullocks, 1958-61	5.30
8. Andre Herrera, 1974-76	5.25
9. Burnell Quinn, 1976-79	5.13
10. Bob Hasberry, 1969	5.10
11. Anthony Perry, 1991-92	5.06
12. Coe Bonner, 1995-97	4.94
13. William Tolen, 1992-95	4.88
14. Bryan Nalbertowicz, 1995-98	4.88
15. Karlton Carpenter, 1995-98	4.80

### Rushing Yards Per Carry (Season)

Minimum 75 Attempts

1. Carver Shannon, 1957	8.22
2. Byron Mitchell, 1985	7.08
3. Carver Shannon, 1956	7.01
4. Muhammad Abdulqaadir, 2002	6.79
5. Anthony Vaughn, 1986	6.67
6. Brandon Jacobs, 2004	6.61
7. Yonel Jourdain, 1992	6.48
8. Arkee Whitlock, 2004	6.35
9. Burnell Quinn, 1978	6.18
10. Karlton Carpenter, 1998	5.86

### Rushing Yards Per Carry (Game)

Minimum 10 Attempts

1. M. Abdulqaadir	14.2	Quincy, 2003
2. John Dismuke	12.8	Drake, 1975
3. Jeff Ware	12.6	Illinois State, 1981
4. William Tolen	12.3	Eastern Illinois, 1995
5. Byron Mitchell	11.6	Indiana State, 1985
6. Brandon Jacobs	11.1	Indiana State, 2004
7. Yonel Jourdain	10.6	Austin Peay State, 1992
8. Antione Jackson	10.2	Indiana State, 2004

### Rushing Yards Per Carry (Game)

Minimum 20 Attempts

1. M. Abdulqaadir	10.2	West Virginia Tech, 2002
2. Byron Mitchell	9.5	Eastern Illinois, 1985
3. Andre Herrera	9.1	Northern Illinois, 1976
4. Burnell Quinn	8.7	New Mexico State, 1978
5. M. Abdulqaadir	8.4	Western Illinois, 2002
6. Andre Herrera	8.0	Illinois State, 1976
7. Bob Hasberry	7.8	Ball State, 1969



Brandon Robinson averaged 5.80 yards per carry in his career.

### Rushing Touchdowns (Career)

1. Tom Koutsos, 1999-2003	52
2. Amos Bullocks, 1958-61	32
3. Muhammad Abdulqaadir, 2002-03	31
<b>4. Arkee Whitlock, 2004-Present</b>	<b>26</b>
4. Karlton Carpenter, 1995-98	26
6. Walter Poole, 1979-81	22
7. Andre Herrera, 1974-76	21
8. Brandon Jacobs, 2004	19
9. Greg Brown, 1990-93	18
9. Yonel Jourdain, 1989-92	18
11. Coe Bonner, 1995-97	15
12. Byron Mitchell, 1985, 87	14
12. Derrick Taylor, 1981-84	14
12. Byron Mitchell, 1984-87	14
15. Joel Sambursky, 2001-05	13

### Rushing Touchdowns (Season)

1. Muhammad Abdulqaadir, 2002	20
2. Brandon Jacobs, 2004	19
3. Andre Herrera, 1976	16
3. Karlton Carpenter, 1998	16
5. Arkee Whitlock, 2005	14
5. Tom Koutsos, 2003	14
7. Arkee Whitlock, 2004	12
7. Tom Koutsos, 1999	12
7. Amos Bullocks, 1960	12
10. George Loukas, 1971	11
10. Coe Bonner, 1996	11
10. Tom Koutsos, 2000	11
10. Muhammad Abdulqaadir, 2003	11

### Most 100-Yard Rushing Games (Career)

1. Tom Koutsos, 1999-2003	22
2. Karlton Carpenter, 1995-98	12
3. Amos Bullocks, 1958-61	11
3. Burnell Quinn, 1976-79	11
<b>5. Arkee Whitlock, 2004-Present</b>	<b>10</b>
5. Muhammad Abdulqaadir, 2002-03	10
7. Andre Herrera, 1974-76	9
8. Bob Hasberry, 1969	7
8. Walter Poole, 1978-81	7
10. Coe Bonner, 1995-96	6
10. Byron Mitchell, 1984-87	6

### Most 100-Yard Rushing Games (Season)

1. Karlton Carpenter, 1998	10
2. Arkee Whitlock, 2005	8
2. Andre Herrera, 1976	8
3. Tom Koutsos, 2001	7
3. Bob Hasberry, 1969	7
5. Tom Koutsos, 2000	6
5. Coe Bonner, 1996	6
5. Muhammad Abdulqaadir, 2002	6
8. Amos Bullocks, 1960	5
8. Walter Poole, 1981	5
8. Byron Mitchell, 1985	5

### Longest Runs From Scrimmage

1. Andre Herrera	*85	Northern Illinois, 1976
2. Tom Koutsos	*84	Illinois State, 1999
2. Bob Ems	84	Illinois State, 1953
4. Carver Shannon	*82	Great Lakes Naval, 1957
5. John Vanderplum	81	Eastern Michigan, 1952
6. Derrick Taylor	80	Northern Iowa, 1983
6. Burnell Quinn	80	New Mexico State, 1978
6. Jeff Ware	80	Illinois State, 1981
6. M. Abdulqaadir	80	Western Illinois, 2002
10. Ranette Lewis	78	Illinois Wesleyan, 1956
10. Andre Herrera	78	Illinois State, 1976

\*Did Not Score

### Most Consecutive 100-Yard Games

1. Karlton Carpenter	10	Games 2-11	1998
2. M. Abdulqaadir	6	Games 3-8	2002
3. Tom Koutsos	5	Games 2-6	2000
3. Bob Hasberry	5	Games 4-8	1969
3. Arkee Whitlock	5	Games 6-10	2005
5. Coe Bonner	4	Games 7-10	1996
5. Yonel Jourdain	4	Games 1-4	1992
5. Andre Herrera	4	Games 6-9	1976
8. Amos Bullocks	3	Games 7-9	1961
8. Andre Herrera	3	Games 2-4	1976



Brandon Jacobs holds the school record for career yards per carry at 6.61.



## Passing Records

### Passing Yards (Career)

1. Joel Sambursky, 2002-05	7,894
2. Rick Johnson, 1980-83	5,804
3. Scott Gabbert, 1988-92	4,728
4. Sherard Poteete, 1999-00	4,246
5. Kent Skornia, 1997-98	3,903
6. Jim Hart, 1963-65	3,779
7. Brian Downey, 1990-91	3,750
8. David Pierson, 1993-94	3,046
9. Fred Gibson, 1987-90	2,967
10. Brad Pancoast, 1969-71	2,624
11. Ron Winter, 1959-61	2,054
12. Joe Huske, 1951-53	1,965
13. Pat King, 1984-87	1,656
14. Darren Dixon, 1982-84	1,608
15. Ryan Smith, 1994-95	1,548
16. Jim McKay, 1967-69	1,546
17. Fred McAlley, 1973-74	1,521
18. Phil Shellhaas, 1996	1,441
19. Leonard Hopkins, 1972-75	1,433
20. Kevin Brown, 1985-87	1,323

### Passing Yards (Season)

1. Sherard Poteete, 1999	2,777
2. Joel Sambursky, 2005	2,695
3. Scott Gabbert, 1992	2,463
4. Joel Sambursky, 2004	2,224
5. Rick Johnson, 1982	2,119
6. Rick Johnson, 1983	1,989
7. Kent Skornia, 1997	1,980
8. Brian Downey, 1990	1,968
9. Kent Skornia, 1998	1,923
10. Brian Downey, 1991	1,782
11. David Pierson, 1994	1,729
12. Joel Sambursky, 2003	1,667
13. Jim Hart, 1964	1,594
14. Danny Smith, 1995	1,548
15. Sherard Poteete, 2000	1,469

### Passing Yards (Game)

1. Sherard Poteete	399	Murray State, 1999
2. Scott Gabbert	381	Northern Illinois, 1989
3. Sherard Poteete	379	Indiana State, 1999
4. Jim Hart	357	Northern Michigan, 1964
5. Scott Gabbert	351	Western Kentucky, 1992
6. Scott Gabbert	346	Western Illinois, 1992
7. Scott Gabbert	343	Arkansas State, 1989
8. Brian Downey	334	Arkansas State, 1990
9. Sherard Poteete	331	Missouri State, 1999
10. Danny Smith	328	Missouri State, 1995
11. Kent Skornia	323	Murray State, 1997
12. Danny Smith	319	Western Kentucky, 1995
13. Fred Gibson	312	Missouri State, 1989
14. Sherrard Poteete	311	Youngstown State, 1999
15. Rick Johnson	310	Arkansas State, 1982

### Pass Completions (Career)

1. Joel Sambursky, 2002-05	559
2. Rick Johnson, 1980-83	483
3. Scott Gabbert, 1988-92	371
4. Sherard Poteete, 1999-00	337
5. Brian Downey, 1990-91	307
6. Kent Skornia, 1997-98	302
7. Jim Hart, 1963-65	283
8. Fred Gibson, 1987-90	259
9. David Pierson, 1993-94	251
10. Brad Pancoast, 1969-71	195
11. Joe Huske, 1951-53	173
12. Ron Winter, 1959-61	152
13. John Cernak, 1977-80	132
14. Kevin Kobe, 1998-02	128
15. Pat King, 1984-87	127

### Pass Completions (Season)

1. Joel Sambursky, 2005	210
2. Sherard Poteete, 1999	203
3. Rick Johnson, 1982	182
4. Brian Downey, 1990	181
5. Scott Gabbert, 1992	172
6. Kent Skornia, 1998	158
7. David Pierson, 1994	157
8. Rick Johnson, 1983	152
9. Kent Skornia, 1997	144
10. Joel Sambursky, 2004	142
11. Sherard Poteete, 2000	134
12. Brian Downey, 1991	126
13. Scott Gabbert, 1989	125
14. Rick Johnson, 1981	119
15. Danny Smith, 1995	118

### Pass Completions (Game)

1. Scott Gabbert	41	Northern Illinois, 1989
2. Sherard Poteete	38	Indiana State, 1999
3. Fred Gibson	30	Indiana State, 1989
4. Brian Downey	29	Indiana State, 1990
5. Scott Gabbert	28	Arkansas State, 1989
6. David Pierson	27	UT-Martin, 1994
7. Scott Gabbert	26	Western Illinois, 1992
8. Scott Gabbert	25	Western Kentucky, 1992
8. Kent Skornia	25	Indiana State, 1998
8. Brian Downey	25	Arkansas State, 1990
8. Matt Jones	25	Northern Illinois, 1993



*Joel Sambursky is the standard by which all future Saluki quarterbacks will be judged.*

### Pass Attempts (Career)

1. Joel Sambursky, 2002-05	933
2. Rick Johnson, 1980-83	932
3. Jim Hart, 1963-65	671
4. Scott Gabbert, 1988-92	664
5. Sherard Poteete, 1999-00	624
6. Brian Downey, 1990-91	600
7. Kent Skornia, 1997-98	546
8. David Pierson, 1993-94	499
9. Fred Gibson, 1987-90	489
10. Brad Pancoast, 1969-71	413
11. Joe Huske, 1951-53	389
12. Pat King, 1984-87	323
13. Jim McKay, 1967-69	294
14. Darren Dixon, 1982-84	267
15. Fred McAlley, 1973	262

### Pass Attempts (Season)

1. Brian Downey, 1990	352
2. Sherard Poteete, 1999	348
2. Rick Johnson, 1982	348
4. Joel Sambursky, 2005	330
5. David Pierson, 1994	319
6. Scott Gabbert, 1992	305
7. Rick Johnson, 1983	287
8. Kent Skornia, 1998	285
9. Sherard Poteete, 2000	276
10. Jim Hart, 1964	267
11. Kent Skornia, 1997	261
12. Jim Hart, 1965	252
13. Brian Downey, 1991	248
14. Dave Smith, 1999	239
15. Joel Sambursky, 2004	234

### Pass Attempts (Game)

1. Scott Gabbert	60	Northern Illinois, 1989
2. Sherard Poteete	59	Indiana State, 1999
3. Scott Gabbert	55	Arkansas State, 1989
4. Brian Downey	53	Arkansas State, 1990
5. Brian Downey	49	Indiana State, 1990
6. Scott Gabbert	48	Western Illinois, 1992
7. Fred Gibson	47	Indiana State, 1989
7. Jim Hart	47	Ball State, 1965
7. Rick Johnson	47	Wichita State, 1983
10. Rick Johnson	43	Drake, 1982
10. Rick Johnson	43	Arkansas State, 1982



*Fred Gibson (above) and Sambursky are the only Saluki QBs to complete 60 percent in a season.*

## Passing Records

### Pass Completion Percentage (Career)

Minimum 150 Attempts

1. Joel Sambursky, 2002-05	59.9
2. Scott Gabbert, 1988-92	55.9
3. Kent Skornia, 1997-98	55.3
4. Matt Jones, 1993-94	55.2
5. Phil Shellhaas, 1996	54.7
6. Sherard Poteete, 1999-00	54.0
7. Fred Gibson, 1987-90	53.0
8. Rick Johnson, 1980-83	51.8
9. Brian Downey, 1990-91	51.2
10. John Cernak, 1977-80	50.6

### Pass Completion Percentage (Season)

Minimum 75 Attempts

1. Joel Sambursky, 2005	63.6
2. Joel Sambursky, 2004	60.7
3. Fred Gibson, 1988	60.0
4. Sherard Poteete, 1999	58.3
5. Scott Gabbert, 1988	58.0
6. Fred Gibson, 1989	57.6
7. Matt Jones, 1993	57.3
8. Joel Sambursky, 2003	56.9
9. Rick Johnson, 1981	56.4
10. Scott Gabbert, 1992	56.4
11. Scott Gabbert, 1989	56.3
12. Kent Skornia, 1998	55.4
13. Kent Skornia, 1997	55.2
14. Joel Sambursky, 2002	55.1
15. Phil Shellhaas, 1996	54.7

### Pass Completion Percentage (Game)

Minimum 10 Attempts

1. Joel Sambursky	92.3	Indiana State, 2004
2. Joel Sambursky	84.2	St. Joseph's, 2003
3. Joel Sambursky	80.0	William Penn, 2004
4. Fred Gibson	78.6	Northern Illinois, 1988
5. Brad Pancoast	76.9	Louisville, 1971
6. Scott Gabbert	73.7	Eastern Illinois, 1992
6. John Cernak	73.7	Wichita State, 1980
6. Rick Johnson	73.7	West Texas State, 1981
6. Joel Sambursky	73.7	Western Kentucky, 2005
10. Fred Gibson	73.3	Murray State, 1988
10. Leonard Hopkins	73.3	Illinois State, 1974
10. Phil Shellhaas	73.3	UT-Martin, 1996

### Pass Completion Percentage (Game)

Minimum 20 Attempts

1. Brian Downey	86.4	Murray State, 1990
2. Joel Sambursky	79.2	Indiana State, 2005
3. Kent Skornia	77.2	Illinois State, 1997
3. Rick Johnson	77.2	Louisiana-Lafayette, 1981
5. Joel Sambursky	75.9	Northern Iowa, 2005
6. Scott Gabbert	75.0	Indiana State, 1992
7. Joel Sambursky	72.0	Missouri State, 2005
8. Joel Sambursky	71.4	Eastern Illinois, 2005
8. Kent Skornia	71.4	Indiana State, 1998
10. Sherard Poteete	70.3	Western Kentucky, 1999
10. Kevin Brown	70.3	Wichita State, 1985
12. Joel Sambursky	70.0	Illinois State, 2004
13. Sherard Poteete	69.6	Youngstown State, 1999
14. Scott Gabbert	68.3	Northern Illinois, 1989
15. Joel Sambursky	68.1	Western Kentucky, 2003
16. Joel Sambursky	68.0	Northern Iowa, 2003
17. Matt Jones	67.6	Northern Illinois, 1993
18. Sherard Poteete	67.5	Indiana State, 1999
19. Brad Pancoast	66.7	Ball State, 1971
20. Joel Sambursky	65.3	Youngstown State, 2005

### Most Touchdown Passes (Career)

1. Joel Sambursky, 2002-05	65
2. Scott Gabbert, 1988-92	39
3. Jim Hart, 1963-65	34
4. Sherard Poteete, 1999-00	32
5. Kent Skornia, 1997-98	28
6. Rick Johnson, 1980-83	27
7. David Pierson, 1993-94	24
8. Brian Downey, 1990-91	21
9. Brad Pancoast, 1969-71	17
10. Fred Gibson, 1987-90	15
11. Pat King, 1984-87	12
11. Ron Winter, 1959-61	12
13. Kevin Brown, 1985-87	11
14. Phil Shellhaas, 1996	10
15. Darren Dixon, 1982-84	9
15. Jim McKay, 1967-69	9

### Most Touchdown Passes (Season)

1. Sherard Poteete, 1999	24
2. Joel Sambursky, 2005	22
2. Scott Gabbert, 1992	22
4. Joel Sambursky, 2004	19
5. Kent Skornia, 1998	14
5. Kent Skornia, 1997	14
5. Brian Downey, 1991	14
5. Jim Hart, 1963	14
5. Joel Sambursky, 2003	14
10. David Pierson, 1994	13
10. Jim Hart, 1964	13
12. David Pierson, 1993	11
13. Phil Shellhaas, 1996	10
13. Scott Gabbert, 1989	10
13. Joel Sambursky, 2002	10
13. Rich Johnson, 1983	10
13. Rick Johnson, 1984	10

### Touchdown Passes (Game)

1. Sherard Poteete	6	Murray State, 1999
2. Joel Sambursky	4	Indiana State, 2004
2. Sherard Poteete	4	Illinois State, 1999
2. Kent Skornia	4	Northern Iowa, 1998
2. Kent Skornia	4	Western Kentucky, 1997
2. Danny Smith	4	Missouri State, 1995
2. David Pierson	4	Indiana State, 1993
2. Scott Gabbert	4	Indiana State, 1992
2. Scott Gabbert	4	Western Illinois, 1992
2. Brian Downey	4	SE Missouri State, 1991



Scott Gabbert is second only to Sambursky in career, touchdown passes thrown.

### Pass Efficiency Percentage (Career)

Minimum 150 Attempts

1. Joel Sambursky, 2002-05	148.6
2. Scott Gabbert, 1988-92	125.7
3. Kent Skornia, 1997-98	125.3
4. Phil Shellhaas, 1996	124.7
5. Sherard Poteete, 1999-00	120.1
6. David Pierson, 1993-94	111.8
7. Matt Jones, 1993-94	109.9
8. Brian Downey, 1990-91	107.5
9. Fred Gibson, 1987-90	106.3
10. Ryan Smith, 1994-95	105.6

### Pass Efficiency Percentage (Season)

Minimum 75 Attempts

1. Joel Sambursky, 2004	163.0
2. Joel Sambursky, 2005	148.8
3. Joel Sambursky, 2003	143.2
4. Sherard Poteete, 1999	142.4
5. Scott Gabbert, 1992	140.2
6. Joel Sambursky, 2002	134.7
7. Kent Skornia, 1997	129.7
8. David Pierson, 1993	127.2
9. Scott Gabbert, 1988	125.2
10. Phil Shellhaas, 1996	124.7

### Average Yards Per Completion (Career)

Minimum 150 Attempts

1. Leonard Hopkins, 1972-75	15.4
2. Fred McAlley, 1973-74	14.5
3. Joel Sambursky, 2002-05	14.1
4. Darren Dixon, 1982-84	14.0
5. Brad Pancoast, 1969-71	13.5
6. Jim Hart, 1963-65	13.4
7. Ryan Smith, 1994-95	13.1
8. Jim McKay, 1967-69	13.1
9. Pat King, 1984-87	13.0
10. Phil Shellhaas, 1996	13.0

### Average Yards Per Completion (Season)

Minimum 75 Attempts

1. Arthur Williams, 1978	17.4
2. Leonard Hopkins, 1975	15.8
3. Joel Sambursky, 2004	15.7
4. Robert Collins, 1976	15.2
5. Jim McKay, 1967	15.0
6. Fred McAlley, 1974	15.0
7. Joel Sambursky, 2003	14.5
8. Jim Hart, 1963	14.5
9. Jim Hart, 1964	14.4
10. Scott Gabbert, 1992	14.3



Rick Johnson broke Jim Hart's career passing record in 1983 and held it for 22 years.



## Passing/Receiving Records

### Most Interceptions (Career)

1. Jim Hart, 1963-65	54
2. Rick Johnson, 1980-83	52
3. Scott Gabbert, 1988-92	31
4. Jim McKay, 1967-69	26
5. Joel Sambursky, 2002-05	25
5. Sherard Poteete, 1999-00	25
7. Pat King, 1984-87	23
7. Brian Downey, 1990-91	23
9. Brad Pancoast, 1969-71	21
9. Darren Dixon, 1982-84	21

### Most Interceptions (Season)

1. Jim Hart, 1965	23
2. Jim Hart, 1964	22
3. Rick Johnson, 1982	20
4. Rick Johnson, 1983	19
5. Darren Dixon, 1984	16

### Most Interceptions (Game)

1. Jim Hart	6	Youngstown State, 1965
1. Jim Hart	6	Ball State, 1965
3. Scott Gabbert	5	Illinois State, 1992
3. Jim Hart	5	Fort Campbell, 1964

### Lowest Interception Percentage (Career)

Minimum 150 Attempts

1. Joel Sambursky, 2002-05	2.68
2. David Pierson, 1993-94	2.81
3. Phil Shellhaas, 1996	2.95
4. John Cernak, 1977-80	3.44
5. Kent Skornia, 1997-98	3.47
6. Brian Downey, 1990-91	3.80
7. Fred Gibson, 1987-90	3.90
8. Sherard Poteete, 1999-00	4.00
9. Leonard Hopkins, 1972-75	4.30
10. Danny Smith, 1995	4.60

### Lowest Interception Percentage (Season)

Minimum 75 Attempts

1. Joel Sambursky, 2004	2.13
2. Rick Johnson, 1980	2.30
3. David Pierson, 1994	2.50
4. Joel Sambursky, 2005	2.73
5. Sherard Poteete, 1999	2.80
6. Phil Shellhaas, 1996	2.90
7. Joel Sambursky, 2003	2.97
8. Joel Sambursky, 2002	2.99
9. Brian Downey, 1990	3.10
10. David Pierson, 1993	3.30



*Jim Hart's school record of 3,779 career passing yards stood from 1965 to 1983.*

### Pass Receptions (Career)

1. Cornell Craig, 1996-99	207
2. Reggie Fowler, 1994-97	125
3. Brent Little, 2002-05	124
4. Billy Swain, 1990-93	123
5. Justin Roebuck, 1989-92	120
6. John Ference, 1965-67	108
7. Derrick Taylor, 1981-84	107
8. Mark Shasteen, 1998-2001	101
9. Damon Jones, 1994-96	99
10. Dave Smith, 1993-96	93
11. Jim Battle, 1959-62	85
12. Wesley Yates, 1986-89	82
13. Tom Massey, 1963-64, 66-67	81
14. Marvin Hinton, 1980-82	76
15. Yonel Jourdain, 1989-92	74
16. Johnny Roots, 1989-90	73
17. Kellen Allen, 2002-05	72
18. Kevin House, 1976-79	71
19. Bruce Puhr, 1972-74	69
19. Wayne Williams, 1952-55	69

### Pass Receptions (Season)

1. Cornell Craig, 1999	77
2. Cornell Craig, 1998	64
3. Cornell Craig, 1997	57
4. John Ference, 1965	51
5. Brent Little, 2005	49
5. Reggie Fowler, 1996	49
7. Billy Swain, 1993	47
8. Justin Roebuck, 1992	46
9. Billy Swain, 1992	45
10. Mark Shasteen, 1999	42
10. Justin Roebuck, 1991	42
10. Wesley Yates, 1989	42
10. Pierre Pugh, 1982	42
14. Kellen Allen, 2005	40
14. Derrick Taylor, 1983	40

### Pass Receptions (Game)

1. Cornell Craig	13	Indiana State, 1998
1. John Ference	13	Drake, 1965
3. Cornell Craig	12	Indiana State, 1999
4. Cornell Craig	11	Illinois State, 1999
4. Cornell Craig	11	Illinois State, 1997
6. Cornell Craig	10	Missouri State, 1999
6. Cornell Craig	10	Northern Iowa, 1998
6. Cornell Craig	10	Western Kentucky, 1997

### Receiving Yardage (Career)

1. Cornell Craig, 1996-99	3,508
2. Brent Little, 2002-05	2,303
3. Justin Roebuck, 1989-92	1,809
4. Billy Swain, 1990-93	1,629
5. Damon Jones, 1994-96	1,542
6. Kevin House, 1976-79	1,524
7. Reggie Fowler, 1994-97	1,437
8. Tom Massey, 1963-64, 66-67	1,350
9. John Ference, 1965-67	1,324
10. LaVance Banks, 1991-93	1,301
11. Wesley Yates, 1986-89	1,276
12. Bruce Puhr, 1972-74	1,137
13. Marvin Hinton, 1980-82	1,136
14. Dave Smith, 1993-96	1,069
15. Mark Shasteen, 1998-01	1,060
16. John Roots, 1989-90	1,009

### Receiving Yardage (Season)

1. Cornell Craig, 1999	1,419
2. Cornell Craig, 1997	1,036
3. Cornell Craig, 1998	927
4. Brent Little, 2004	822
5. Brent Little, 2005	781
6. Wesley Yates, 1989	694
7. Billy Swain, 1993	684
8. LaVance Banks, 1992	683
9. Reggie Fowler, 1996	677
10. Kevin House, 1979	653
11. Justin Roebuck, 1991	647
12. Justin Roebuck, 1992	645
13. Brent Little, 2003	641
14. Bruce Puhr, 1974	627
15. James Stevenson, 1983	616
16. Damon Jones, 1995	597
17. Billy Swain, 1992	593
18. Marvin Hinton, 1982	582
19. John Ference, 1965	580
20. Tony Anderson, 1984	575

### Receiving Yardage (Game)

1. Cornell Craig	219	Illinois State, 1997
2. Wesley Yates	189	Missouri State, 1989
2. Kevin House	189	Tennessee State, 1979
2. Tom Massey	189	Northern Michigan, 1964
5. Cornell Craig	188	Youngstown State, 1999
6. Cornell Craig	185	Murray State, 1997
7. Cornell Craig	180	Murray State, 1999
8. Cornell Craig	178	Missouri State, 1999
9. Cornell Craig	177	Western Kentucky, 1997
10. LaVance Banks	176	Indiana State, 1992
11. Brent Little	167	Indiana State, 2004
12. Damon Jones	160	Nicholls State, 1995
13. Billy Swain	158	Western Kentucky, 1992
14. Lionel Antoine	149	Bradley, 1970
15. Tom Massey	148	Louisville, 1966

### Longest Pass Completion

1. Rick Johnson to Cecil Ratliff	87	Drake, 1983
2. Joe Huske to Ed Schneider	85	Western Illinois, 1953
3. Scott Gabbert to LaVance Banks	84	Indiana State, 1992
3. Jim McKay to Roger Kuba	84	Drake, 1967
5. Joel Sambursky to Brent Little	82	Indiana State, 2004
6. Mike Abegg to Bob Habbe	80	Ball State, 1972
6. Mel Kirksy to Sebron Spivey	80	Indiana State, 1985
6. Steve Luce to Damon Jones	80	Central Arkansas, 1996
9. Jon Cairns to Quorey Payne	79	William Penn, 2004
10. Ron Winter to Charles O'Neil	76	Illinois State, 1961

## Receiving Records

### Yards Per Reception (Career)

Minimum 30 Receptions

1. Kevin House, 1976-79	21.46
2. LaVance Banks, 1991-93	19.13
3. Brent Little, 2002-05	18.57
4. Courtney Abbott, 2002-03	18.53
5. Quorey Payne, 2002-05	17.41
6. James Stevenson, 1983-85	17.10
7. Cornell Craig, 1996-99	16.95
8. Tony Adams, 1981-84	16.67
8. Tom Massey, 1963-64, 66-67	16.67
10. Bruce Puhr, 1972-74	16.48
11. Ivy Moore, 1972-75	16.14
12. Ian Oliver, 1988-91	16.05
13. Larry Kavanaugh, 1978-80	15.73
14. Damon Jones, 1994-96	15.58
15. Wesley Yates, 1986-89	15.56

### Yards Per Reception (Season)

Minimum 15 Receptions

1. Kevin House, 1979	24.19
2. Kevin House, 1978	23.71
3. LaVance Banks, 1992	23.55
4. Brent Little, 2004	23.49
5. Quorey Payne, 2004	21.82
6. Tom Massey, 1963	20.30
7. Tom Massey, 1964	19.71
8. Courtney Abbott, 2002	19.08
9. Ivy Morre, 1975	18.79
10. Mike Bradley, 1968	18.56

### Yards Per Reception (Game)

Minimum 5 Receptions

1. LaVance Banks	35.2	Indiana State, 1992
2. Damon Jones	32.0	Nicholls State, 1995
3. Tom Massey	31.5	Northern Michigan, 1964
4. Cornell Craig	30.8	Murray State, 1997
5. Ivy Moore	28.0	Louisiana-Lafayette, 1975
6. Lionel Antoine	24.8	Bradley, 1970

### Receiving Touchdowns (Career)

1. Cornell Craig, 1996-99	37
2. Brent Little, 2002-005	20
2. Billy Swain, 1990-93	20
4. LaVance Banks, 1991-93	17
5. Kellen Allen, 2002-05	15
6. Kevin House, 1976-79	11
6. Tom Massey, 1963-64, 66-67	11
6. Tony Anderson, 1981-84	11
9. Justin Roebuck, 1989-92	10
10. Damon Jones, 1994-96	9
11. Reggie Fowler, 1994-97	8
12. Mark Shasteen, 1998-2001	7
12. Quorey Payne, 2002-05	7
12. Bobby Sloan, 1984-87	7
12. James Stevenson, 1983, 85	7

### Receiving Touchdowns (Season)

1. Cornell Craig, 1999	15
2. Kellen Allen, 2005	11
3. Cornell Craig, 1998	10
3. LaVance Banks, 1992	10
5. Cornell Craig, 1997	9
6. Billy Swain, 1993	8
7. Brent Little, 2004	7
7. Tony Anderson, 1984	7
9. Quorey Payne, 2004	6
9. Reggie Fowler, 1996	6
9. Billy Swain, 1992	6
9. Brent Little, 2003	6

### Receiving Touchdowns (Game)

1. Cornell Craig	3	Murray St., 1999
1. Brian Hamlett	3	Murray St., 1999
1. Cornell Craig	3	Illinois State, 1999
1. LaVance Banks	3	Indiana State, 1992
1. Rob Derricott	3	Northern Illinois, 1989



Mark Shasteen (1998-2001).



Kellen Allen (2002-05).



Brent Little ranks second only to Cornell Craig in career receiving yards and touchdowns.

Note: Cornell Craig holds the school record for most consecutive games with a pass reception. He caught at least one pass in 38-straight games, the last five in 1996 and all 11 in 1997, 1998, and 1999.



## Total Offense & All-Purpose Records

### Total Offense Yardage (Career)

#### Rushing and Passing Yardage

1. Joel Sambursky, 2002-05	8,994
2. Rick Johnson, 1980-83	5,461
2. Sherard Poteete, 1999-00	5,033
4. Scott Gabbert, 1988-92	4,844
5. Tom Koutsos, 1999-2003	4,715
6. Kent Skornia, 1997-98	3,968
7. Fred Gibson, 1987-90	3,704
8. Brian Downey, 1990-91	3,695
9. Jim Hart, 1963-65	3,384
10. Karlton Carpenter, 1995-98	3,181
11. David Pierson, 1993-94	2,979
12. Burnell Quinn, 1976-79	2,798
13. Ron Winter, 1959-61	2,713
14. Brad Pancoast, 1969-71	2,693
<b>15. Arkee Whitlock, 2004-Present</b>	<b>2,413</b>

### Total Offense Yardage (Season)

#### Rushing and Passing Yardage

1. Sherard Poteete, 1999	3,304
2. Joel Sambursky, 2005	2,720
3. Scott Gabbert, 1992	2,519
4. Joel Sambursky, 2003	2,449
5. Joel Sambursky, 2003	2,030
6. Rick Johnson, 1982	2,018
7. Kent Skornia, 1998	1,989
8. Kent Skornia, 1997	1,979
9. Brian Downey, 1990	1,943
10. Karlton Carpenter, 1998	1,892
11. Rick Johnson, 1983	1,828
12. Joel Sambursky, 2002	1,795
13. Brian Downey, 1991	1,752
14. Sherard Poteete, 2000	1,729
15. David Pierson, 1994	1,688
16. Phil Shellhaas, 1996	1,666
17. Andre Herrera, 1976	1,588
18. Danny Smith, 1995	1,538
19. Arkee Whitlock, 2005	1,454
20. Brad Pancoast, 1971	1,364

### Total Offense Yardage (Game)

#### Rushing and Passing Yardage

1. Sherard Poteete	417	Indiana State, 1999
2. Sherard Poteete	405	Murray State, 1999
3. Sherard Poteete	393	Missouri State, 1999
4. Scott Gabbert	375	Northern Illinois, 1989
5. Scott Gabbert	374	Western Illinois, 1992
6. Sherard Poteete	370	Illinois State, 1999
7. Sherard Poteete	363	Youngstown State, 1999
8. Danny Smith	349	Missouri State, 1995
9. Sherard Poteete	348	Western Kentucky, 1999
10. Sherard Poteete	346	Western Illinois, 1999
11. Scott Gabbert	345	Western Kentucky, 1992
12. Scott Gabbert	320	Arkansas State, 1989
13. Andre Herrera	319	Northern Illinois, 1976
14. Danny Smith	318	Western Kentucky, 1995
15. Sherard Poteete	316	Eastern Illinois, 1999

### Total Offense Attempts (Career)

#### Rushing and Passing Attempts

1. Rick Johnson, 1980-83	1,044
2. Joel Sambursky, 2002-Present	896
3. Sherard Poteete, 1999-00	876
4. Scott Gabbert, 1988-92	815
5. Tom Koutsos, 1999-03	801
6. Fred Gibson, 1987-90	777
7. Jim Hart, 1963-65	770
8. Kent Skornia, 1997-98	706
9. David Pierson, 1993-94	629
10. Burnell Quinn, 1976-79	545
11. Brad Pancoast, 1969-71	543

### Total Offense Attempts (Season)

#### Rushing and Passing Attempts

1. Sherard Poteete, 1999	476
2. Brian Downey, 1990	413
3. David Pierson, 1994	404
4. Rick Johnson, 1982	400
5. Kent Skornia, 1998	372
6. Scott Gabbert, 1992	351
7. Kent Skornia, 1997	334
8. Joel Sambursky, 2002	305
9. Jim Hart, 1964	304
10. Joel Sambursky, 2003	299

### Total Offense Attempts (Game)

#### Rushing and Passing Attempts

1. Scott Gabbert	70	Northern Illinois, 1989
2. Sherard Poteete	69	Indiana State, 1999
3. Scott Gabbert	65	Arkansas State, 1989
4. Sherard Poteete	59	Missouri State, 1999
5. David Pierson	58	UT-Martin, 1994
6. Brian Downey	56	Indiana State, 1990
6. Brian Downey	56	Arkansas State, 1990
8. Sherard Poteete	55	Western Kentucky, 2000
8. Scott Gabbert	55	Western Illinois, 1992
10. Sherard Poteete	54	Illinois State, 1999

### All-Purpose Yardage (Career)

#### Rushing, Receiving, Return Yardage

1. Tom Koutsos, 1999-2003	5,077
2. Cornell Craig, 1996-99	4,557
3. Karlton Carpenter, 1995-98	4,375
4. Billy Swain, 1990-93	3,719
5. Burnell Quinn, 1976-79	3,419
<b>6. Arkee Whitlock, 2004-Present</b>	<b>3,271</b>
7. Jeff Ware, 1979-82	2,983
8. Brent Little, 2002-05	2,885
9. Coe Bonner, 1994-97	2,817
10. Derrick Taylor, 1981-83	2,798
11. Greg Brown, 1990-93	2,677
12. Yonel Jourdain, 1989-92	2,633
13. Byron Mitchell, 1984-87	2,608
14. LaVance Banks, 1990-93	2,541
15. Brandon Robinson, 2001-03	2,540



George Loukas (1970-72)

### All-Purpose Yardage (Season)

#### Rushing, Receiving, Return Yardage

1. Karlton Carpenter, 1998	2,142
2. Arkee Whitlock, 2005	2,104
3. Cornell Craig, 1999	2,004
4. Bob Hasberry, 1969	1,730
5. Coe Bonner, 1996	1,707
6. Andre Herrera, 1976	1,608
7. Larry Perkins, 1973	1,435
8. Muhammed Abdullaqadir, 2002	1,411
9. Byron Mitchell, 1985	1,364
10. Tom Koutsos, 2000	1,326
11. Tom Koutsos, 2001	1,301
12. Amos Bullocks, 1961	1,300
13. George Loukas, 1971	1,293
14. Cornell Craig, 1998	1,279
15. Walter Poole, 1981	1,278

### All-Purpose Attempts (Career)

#### Rushing, Passing, Return Attempts

1. Tom Koutsos, 1999-2003	1,040
2. Karlton Carpenter, 1995-98	792
3. Burnell Quinn, 1976-79	595
4. Derrick Taylor, 1981-84	581
5. Yonel Jourdain, 1989-92	504
6. Greg Brown, 1990-93	479
7. Andre Herrera, 1974-76	460
8. Walter Poole, 1978-81	447
9. Muhammed Abdullaqadir, 2002-03	391
10. Byron Mitchell, 1984-85, 87	386
11. Jeff Ware, 1979-82	369
12. Antonio Moore, 1987-90	366
13. Coe Bonner, 1995-96	359

### All-Purpose Attempts (Season)

#### Rushing, Receiving, Return Attempts

1. Karlton Carpenter, 1998	341
2. Tom Koutsos, 2000	316
3. Arkee Whitlock, 2005	312
4. Andre Herrera, 1976	295
5. Tom Koutsos, 2001	281
6. Coe Bonner, 1996	259
7. Karlton Carpenter, 1997	258
8. George Loukas, 1971	256
9. Walter Poole, 1981	253
10. Bob Hasberry, 1969	253
11. Larry Perkins, 1973	230
12. Amos Bullocks, 1961	219
13. Anthony Perry, 1992	212



Yonel Jourdain (1989-92)

## Scoring Records

### Points Scored (Career)

1. Tom Koutsos, 1999-2003	312
<b>2. Craig Coffin, 2002-Present</b>	<b>279</b>
3. Ron Miller, 1983-86	264
4. Scott Everhart, 1999-2002	234
5. Cornell Craig, 1996-99	222
6. Carver Shannon, 1955-58	209
7. Amos Bullocks, 1958-61	206
8. Muhammad Abdulqaadir, 2002	194
9. Ken Seaman, 1973-76	174
10. Karlton Carpenter, 1995-98	168
11. Paul Molla, 1979-81	164
<b>12. Arkee Whitlock, 2004-Present</b>	<b>162</b>
13. Walter Poole, 1978-81	138
14. Matt Simonton, 1996-98	136
15. Ryan Given, 1992-95	132
16. John Bookout, 1988-92	128
16. Andre Herrera, 1974-76	128
17. Billy Swain, 1990-93	124
18. Yonel Jourdain, 1989-92	122
19. Brent Little, 2002-05	120
20. Greg Brown, 1990-93	118

### Points Scored (Season)

1. Muhammad Abdulqaadir, 2002	128
2. Brandon Jacobs, 2004	114
3. Ron Miller, 1983	110
4. Craig Coffin, 2004	105
5. Karlton Carpenter, 1998	102
6. Andre Herrera, 1976	98
7. Cornell Craig, 1999	90
8. Arkee Whitlock, 2005	84
8. Tom Koutsos, 2003	84
10. Scott Everhart, 1999	81
10. Craig Coffin, 2005	81
12. Amos Bullocks, 1960	80
13. Arkee Whitlock, 2004	78
14. Craig Coffin, 2003	77
15. Matt Simonton, 1996	74

### Points Scored (Game)

1. Andre Herrera	36	Northern Illinois, 1976
1. M. Abdulqaadir	36	West Virginia Tech, 2002
3. Carver Shannon	32	Great Lakes Naval, 1957
4. Walter Poole	24	Louisiana-Lafayette, 1981
4. Andre Herrera	24	Marshall, 1976
4. Brandon Jacobs	24	Eastern Washington, 2004
7. Amos Bullocks	20	Central Michigan, 1959

### Touchdowns (Career)

1. Tom Koutsos, 1999-2003	52
2. Cornell Craig, 1996-99	37
3. Amos Bullocks, 1958-61	32
3. Muhammad Abdulqaadir, 2002-03	32
5. Karlton Carpenter, 1995-98	28
<b>6. Arkee Whitlock, 2004-Present</b>	<b>27</b>
7. Walter Poole, 1978-81	23
8. Andre Herrera, 1974-76	21
9. Billy Swain, 1990-93	20
9. Yonel Jourdain, 1989-92	20
9. Brent Little, 2002-Present	20
12. Brandon Jacobs, 2004	19
12. Greg Brown, 1990-93	19
12. Derrick Taylor, 1982-84	19
15. LaVance Banks, 1991-93	17
15. Coe Bonner, 1995-97	17
15. Tony Anderson, 1982-84	17
18. Kellen Allen, 2002-05	15
19. Byron Mitchell, 1984-87	14
19. Burnell Quinn, 1976-79	14
19. Bruce Phibbs, 1983-86	14
19. Joel Sambursky, 2001-05	14

### Touchdowns (Season)

1. Muhammad Abdulqaadir, 2002	21
2. Brandon Jacobs, 2004	19
3. Karlton Carpenter, 1998	17
4. Andre Herrera, 1976	16
5. Cornell Craig, 1999	15
6. Arkee Whitlock, 2005	14
6. Tom Koutsos, 2003	14
8. Carver Shannon, 1956	13
9. Arkee Whitlock, 2004	13
10. Amos Bullocks, 1960	12
10. Tom Koutsos, 1999	12
12. Kellen Allen, 2005	11
12. Muhammad Abdulqaadir, 2003	11
12. Tom Koutsos, 2000	11
12. Sherard Poteete, 1999	11
12. Coe Bonner, 1996	11
12. Derrick Taylor, 1983	11
12. Walter Poole, 1981	11
12. George Loukas, 1971	11

### Touchdowns (Game)

1. Andre Herrera	6	Northern Illinois, 1976
1. M. Abdulqaadir	6	West Virginia Tech, 2002
3. Carver Shannon	5	Great Lakes Naval, 1957
4. Walter Poole	4	Louisiana-Lafayette, 1981
4. Andre Herrera	4	Marshall, 1976
4. Brandon Jacobs	4	Eastern Washington, 2004



Andre Herrera rushed for a school-record six TDs against Northern Illinois in 1976.



Derrick Taylor (1982-84).



Amos Bullocks (1958-61).



## Special Teams Records

### Field Goals (Career)

1. Ron Miller, 1983-86	40
2. Scott Everhart, 1999-2002	36
<b>3. Craig Coffin, 2002-Present</b>	<b>35</b>
4. Paul Molla, 1978-81	32
5. Ken Seaman, 1973-76	31
6. Matt Simonton, 1996-98	23
7. Ryan Given, 1992-95	22
8. Steve Wedemeier, 1988-90	20
8. Gregg Goodman, 1970-72	20
10. John Bookout, 1988-92	19
11. Les Petroff, 1976-79	17
12. John Brda, 1986-87	12

### Field Goals (Season)

1. Ron Miller, 1983	18
2. Paul Molla, 1981	15
3. Craig Coffin, 2004	13
3. Matt Simonton, 1996	13
5. Scott Everhart, 1999	12
5. John Brda, 1987	12
7. Scott Everhart, 2000	11
7. Ken Seaman, 1974	11
9. Steve Wedemeier, 1990	10
9. Steve Wedemeier, 1989	10
9. Ron Miller, 1984	10
9. Craig Coffin, 2003	10

### Field Goals Made (Game)

1. Eighteen times	3
-------------------	---

\*Most recently by Craig Coffin vs. Northern Illinois, 2004



*Craig Coffin is on track to become the school's career leader in both field goals made and points scored.*

### Point After Touchdown (Career)

	Made	Att.
<b>1. Craig Coffin, 2002-Present</b>	<b>174</b>	<b>184</b>
1. Ron Miller, 1983-86	144	147
2. Scott Everhart, 1999-02	126	133
4. Ken Seaman, 1973-76	81	89
5. John Bookout, 1988-92	71	77
6. Paul Molla, 1978-81	68	73
7. Matt Simonton, 1996-98	67	77
8. Ryan Given, 1992-95	66	72
9. Greg Goodman, 1970-72	47	49
10. Bob Hight, 1961-63	41	NA
11. Steve Wedemeier, 1989-90	37	37
12. Les Petroff, 1977-79	32	38
13. Bob Thomure, 1969	23	26
14. Allen Leslie, 1982	22	25
15. Mike Bradley, 1968	20	22

### Point After Touchdown (Season)

	Made	Att.
1. Craig Coffin, 2004	66	66
2. Ron Miller, 1983	56	56
3. Craig Coffin, 2005	54	59
4. Craig Coffin, 2003	47	51
5. Scott Everhart, 1999	45	47
6. Scott Everhart, 2002	40	43
7. Ron Miller, 1985	36	39
8. Matt Simonton, 1996	35	37
9. Greg Goodman, 1970	32	32
10. Ron Miller, 1986	28	30
10. Ken Seaman, 1973	28	31
12. Ken Seaman, 1976	26	28
13. Paul Molla, 1981	25	26
14. John Bookout, 1992	24	29
14. John Bookout, 1991	24	24
14. Ron Miller, 1984	24	25

### Longest Field Goal

1. Gregg Goodman	55	Arkansas State, 1970
2. Craig Coffin	52	Northern Illinois, 2004
3. Ken Seaman	51	Long Beach State, 1975
4. Matt Simonton	50	Winston-Salem St., 1996
4. Ken Seaman	50	Arkansas St., 1975
6. Scott Everhart	48	Western Illinois, 2002
6. Craig Coffin	48	Northern Iowa, 2003
8. Matt Simonton	47	Youngstown St., 1997
8. Gregg Goodman	47	Indiana State, 1972
8. Ken Seaman	47	Temple, 1974
8. John Bookout	47	Indiana State, 1988
8. Steve Wedemeier	47	Kentucky State, 1989

### Longest Punts

1. Drew Morrison	83	Austin Peay, 1986
2. Steve Mick	78	Arkansas State, 1976
3. Steve Mick	76	Lamar, 1977
4. Jonah Fore	70	Indiana State, 1999
5. Mark Gagliano	70	Western Illinois, 1994

### Punting Average (Career)

Minimum 50 attempts	
1. John Armitrano, 1997-98	41.51
2. Mark Gagliano, 1993-96	40.92
3. Barclay Allen, 1966-69	40.70
4. Steve Mick, 1976-77	40.66
5. Tom Striegel, 1978-81	39.16
6. Drew Morrison, 1983-86	38.91
7. Zach Kettelkamp, 2003-05	38.66
8. David Grandt, 2001-02	38.45
9. Russ Hailey, 1970-72	37.98
10. Scott Everhart, 1999-02	37.12

### Punting Average (Season)

Minimum 20 attempts	
1. Tom Striegel, 1981	45.90
2. Mark Gagliano, 1996	45.04
3. Barclay Allen, 1968	42.52
4. John Armitrano, 1997	42.39
5. Steve Mick, 1977	41.49
6. Mark Gagliano, 1994	41.44
7. Barclay Allen, 1967	40.82
8. David Peters, 1990	40.47
9. John Armitrano, 1998	40.36
10. Barclay Allen, 1969	40.24

### Punting Yards (Career)

1. Mark Gagliano, 1993-96	10,804
2. Tom Striegel, 1978-81	10,182
3. Drew Morrison, 1983-86	9,182
4. David Peters, 1987-90	8,687
5. Barclay Allen, 1966-69	7,448
6. Steve Mick, 1976-77	5,286
7. John Armitrano, 1997-98	5,230
8. Zach Kettelkamp, 2003-05	5,180
9. Russ Hailey, 1970-72	4,786
10. Scott Everhart, 1999-02	3,749

### Punting Yards (Season)

1. Steve Mick, 1977	3,485
2. Mark Gagliano, 1994	3,274
3. Drew Morrison, 1986	3,078
4. John Armitrano, 1997	3,010
5. Mark Gagliano, 1995	2,971
6. David Peters, 1990	2,914
7. Thomas Striegel, 1978	2,868
8. Drew Morrison, 1983	2,828
9. John Rende, 1974	2,763
10. Thomas Striegel, 1981	2,754

### Punts Attempts (Career)

1. Mark Gagliano, 1993-96	264
2. Tom Striegel, 1978-81	260
3. Drew Morrison, 1983-86	236
4. David Peters, 1987-90	224
5. Barclay Allen, 1966-69	183
6. Zach Kettelkamp, 2003-05	134
7. Steve Mick, 1976-77	130
8. John Armitrano, 1997-98	126
8. Russ Hailey, 1970-72	126
10. Scott Everhart, 1999-02	101

### Punts Attempts (Season)

1. Steve Mick, 1977	84
2. Mark Gagliano, 1994	79
3. Drew Morrison, 1986	77
3. Thomas Striegel, 1978	77

### Punt Attempts (Game)

1. Steve Mick	12	Louisiana-Lafayette, 1977
2. David Peters	11	Western Illinois, 1989
3. Mark Gagliano	11	Northern Iowa, 1995

## Special Teams Records

### Kickoff Return Yards (Career)

1. Billy Swain, 1990-93	1,672
2. Jeff Ware, 1980-82	1,389
3. LaVance Banks, 1991-93	1,147
4. Dave Short, 1975-78	1,110
5. Karlton Carpenter, 1995-98	857
6. Ivy Moore, 1972-75	840
7. Doug Hollinger, 1967-68	819
8. Paul Patterson, 1985-88	761
9. Coe Bonner, 1995-97	730
10. Chris Gadson, 2001-03	697

### Kickoff Return Yards (Season)

1. Antonio Moore, 1987	565
2. Billy Swain, 1992	545
3. Jeff Ware, 1982	516
4. Bob Hasberry, 1969	501
5. Billy Perkins, 1973	499
6. JerMarsh Robinson, 2000	472
7. Rich Weber, 1964	471
8. Jeff Ware, 1980	460
8. Arkee Whitlock, 2005	460
10. Doug Hollinger, 1968	445

### Kickoff Return Average (Career)

Minimum 25 returns

1. JerMar Robinson, 1998-00	25.35
2. Chris Gadson, 2001-02	24.03
3. Doug Hollinger, 1967-68	22.14
4. Ivy Moore, 1972-75	22.11
5. LaVance Banks, 1991-93	21.64
6. Brent Little, 2002-05	21.54
7. Karlton Carpenter, 1995-98	21.42
8. Larry Perkins, 1971-73	21.19
9. Paul Patterson, 1985-88	21.14
10. Jeff Ware, 1980-82	21.05

### Kickoff Return Average (Season)

Minimum 10 returns

1. Gerald Wilson, 1970	34.40
2. Bob Hasberry, 1969	31.31
3. Paul Patterson, 1986	29.67
4. Dennis Harmon, 1962	29.31
5. Karlton Carpenter, 1995	28.64
6. Melvin Dukes, 1994	26.00
7. Brent Little, 2003	24.47
8. Arkee Whitlock, 2005	24.21
9. LaVance Banks, 1992	24.00
10. Billy Swain, 1991	23.72

### Kickoff Returns (Career)

1. Billy Swain, 1990-93	81
2. Jeff Ware, 1979-82	66
3. Dave Short, 1975-78	54
4. LaVance Banks, 1991-93	53
5. Karlton Carpenter, 1995-98	40
6. Ivy Moore, 1972-75	38
7. Doug Hollinger, 1967-69	37
8. Coe Bonner, 1995-97	36
8. Cornell Craig, 1996-99	36
8. Paul Patterson, 1985-88	36

### Kickoff Returns (Season)

1. Billy Swain, 1992	28
2. Antonio Moore, 1987	26
3. Larry Perkins, 1973	25
4. Jeff Ware, 1982	24
5. Billy Swain, 1990	23
6. Cornell Craig, 1999	22
7. JerMar Robinson, 2000	21
7. Chris Gadson, 2001	21

### Punt Return Yards (Career)

1. Doug Hollinger, 1967-68	737
2. Reggie Fowler, 1994-97	679
3. <b>Craig Turner, 2004-Present</b>	<b>522</b>
4. Gerald Wilson, 1970-71	458
5. Ed Wallner, 1968-69	435
6. Cornell Craig, 1996-99	371
7. Billy Swain, 1990-93	362
8. Sebron Spivey, 1983, 85-86	336
9. Justin George, 2001-04	318
10. Jeff Ware, 1980-82	301
11. Donnell Daniel, 1982-83	255
12. Kevin House, 1976-79	213
13. Neal Furlong, 1977-80	210
14. Bruce Corbin, 1972-73	209
15. Ed Fashaw, 1985-86	208

### Punt Return Yards (Season)

1. Ed Wallner, 1969	435
2. Doug Hollinger, 1968	424
3. Reggie Fowler, 1995	322
4. Doug Hollinger, 1967	313
5. Craig Turner, 2005	308
6. Gerald Wilson, 1970	275
7. Donnell Daniel, 1983	234
8. Craig Turner, 2004	214
9. Justin George, 2002	194
10. Cornell Craig, 1999	190
10. Jeff Ware, 1982	190

### Punt Return Average (Career)

Minimum 25 returns

1. Doug Hollinger, 1967-68	15.68
2. <b>Craig Turner, 2004-Present</b>	<b>12.14</b>
3. Reggie Fowler, 1994-97	9.05
4. Sebron Spivey, 1983, 85-86	8.84
5. Justin George, 2001-04	8.83
6. Donnell Daniel, 1982-83	8.79
7. Gerald Wilson, 1970-71	8.64
8. Billy Swain, 1990-93	8.62
9. Cornell Craig, 1996-99	7.73
10. Jeff Ware, 1980-82	7.17

### Punt Return Average (Season)

Minimum 10 returns

1. Ed Wallner, 1969	16.73
2. Doug Hollinger, 1968	16.31
3. Doug Hollinger, 1967	14.90
4. Craig Turner, 2005	14.67
5. Brandon Robinson, 2003	14.46
6. Justin George, 2002	13.86
7. Reggie Fowler, 1995	12.38
8. Pete Winton, 1962	12.30
9. Sebron Spivey, 1985	11.56
10. Cornell Craig, 1999	10.56
11. Byron Mitchell, 1984	10.42
12. Reggie Fowler, 1996	9.86
13. Craig Turner, 2004	9.73
14. Gerald Wilson, 1970	8.87
15. Billy Swain, 1970	8.87

### Punt Returns (Career)

1. Reggie Fowler, 1994-97	75
2. Gerald Wilson, 1970-71	53
3. Cornell Craig, 1996-99	48
4. Doug Hollinger, 1967-68	47
5. Neal Furlong, 1977-80	46
6. <b>Craig Turner, 2004-Present</b>	<b>43</b>
7. Billy Swain, 1990-93	42
7. Jeff Ware, 1981-82	42
9. Sebron Spivey, 1985-86	38
9. Kevin House, 1076-79	38

### Punt Returns (Season)

1. Gerald Wilson, 1970	31
2. Jeff Ware, 1982	29
3. Donnell Daniel, 1983	28
4. Reggie Fowler, 1995	26
4. Ed Wallner, 1969	26
4. Doug Hollinger, 1968	26
7. Craig Turner, 2004	22
7. Kevin Gleeson, 2001	22
7. Reggie Fowler, 1994	22
7. Sebron Spivey, 1986	22
7. Neal Furlong, 1980	22
7. Kevin House, 1979	22
7. Gerald Wilson, 1971	22



Ron Miller holds the school record for consecutive PATs without a miss (80). He made every PAT in 1983 and missed only his last attempt in 1984.



2003 • 2004 • 2005 GATEWAY CHAMPIONS

## Defensive Records

### Tackles (Career)

Note: Statistics for tackles have only been recorded since 1971.

1. Fabray Collins, 1981-84	443
2. Oyd Craddock, 1976-79	426
3. Kevin Kilgallon, 1987-90	384
4. Granville Butler, 1981-83	364
5. Alexis Moreland, 2001-04	358
6. Bart Scott, 1998-2001	352
7. Royal Whitaker, 2002-05	335
8. Dan Brown, 1974-77*	346
9. John Harper, 1979-1982	337
10. Brian Tranchitella, 1992-95	327
11. Joe Barwinski, 1976-79	317
12. Rick Bielecki, 1978-80	305
13. Tony Seman, 1993-95	279
14. Greg Shipp, 1980-83	277
15. Tom Anderson, 1993-96	276
16. Clint Smothers, 1990-93	264
17. Brad Crouse, 1985-88	252
18. Brian Miller, 1988-90	248
19. Mike Carbonaro, 1985-87	245
20. William Thomas, 1981-84	244
21. Eric Egan, 1999-2003	235
22. Ed Norman, 1981-83	225
23. James Phillips, 1977-80	224
24. Jon Manley, 1988-91	222
25. Valdrew Rodgers, 1973-76*	221
26. Darrell Hendricks, 1994-95	217
27. Thomas Piha, 1977-80	214
28. Ron Geels, 1976-78	213
29. Ezell Shelton, 1986-87	211
30. Tommy Ippolito, 1973-76*	209
31. Martin Hochertz, 1987-90	208
31. Johnny Flowers, 1973-76*	208
33. Frank Carr, 1982-85	200

### Tackles (Season)

1. Granville Butler, 1983	170
2. Fabray Collins, 1983	160
3. Kevin Kilgallon, 1988	155
4. Granville Butler, 1983	152
5. Tony Seman, 1994	142
6. Dan Brown, 1977	141
7. Brian Tranchitella, 1994	140
8. Frank Carr, 1984	137
8. Oyd Craddock, 1977	137
10. Alexis Moreland, 2002	134
11. Dan Brown, 1976	133
12. Tony Bleyer, 1981	132
13. Bart Scott, 2001	127
14. Ezell Shelton, 1987	126
15. Kevin Kilgallon, 1990	125
15. Joe Barwinski, 1978	125
15. Johnny Flowers, 1976	125
18. Tom Anderson, 1994	121
19. Rick Bielecki, 1978	118
19. Oyd Craddock, 1978	118
21. C.J. McDavid, 1996	116
21. Kenneth Foster, 1983	116
23. Jim Cravens, 1993	112
24. Darrell Hendricks, 1994	111
24. John Harper, 1981	111

\*1974 defensive statistics are not available.

### Sacks (Career)

Note: Statistics for sacks have only been recorded since 1977.

1. Andre Bailey, 1997-99	22.0
2. Sterling Haywood, 1982-84	21.0
2. Bryan Archibald, 1998-01	20.5
4. Ron Kirk, 1986-89	17.0
4. Shannon Ferbrache, 1986-89	17.0
6. Ed Norman, 1981-83	16.0
7. Bart Scott, 1998-01	14.5
8. Tavita Tovio, 1997-00	13.0
8. Martin Hochertz, 1987-90	13.0
8. Daren Wietecha, 1984-85	13.0
8. John Harper, 1979-82	13.0
8. Dan Weitzel, 1983-85	13.0
13. Kenneth Foster, 1981-83	12.5
14. Jack Niedbalski, 1977-78	12.0
15. Arglita Scott, 1994-96	11.0
15. David Callahan, 1977-79	11.0
17. Ryan Smith, 1994-95	10.5
18. Billy Beard, 2002-05	10.0
18. David Reid, 1994-96	10.0
18. Mike Brascia, 1983-84	10.0
18. Brian Broussard, 1998-00	10.0
22. Tom Anderson, 1993-96	9.0
23. Jeff Jones, 2002-05	8.5
23. Jason Nolda, 1998-99, 01	8.5
23. Bart Scott, 1998-01	8.5

### Sacks (Season)

1. Andre Bailey, 1998	10.0
1. David Reid, 1996	10.0
1. Sterling Haywood, 1983	10.0
4. Andre Bailey, 1999	9.0
4. Ed Norman, 1983	9.0
5. Bryan Archibald, 2000	8.0
5. Shannon Ferbrache, 1988	8.0
5. Kenneth Foster, 1983	8.0
9. Bart Scott, 2000	7.0
9. Lorenzo Wims, 2005	7.0
9. Tavita Tovio, 2000	7.0
9. Ron Kirk, 1988	7.0
9. Daren Wietecha, 1984	7.0
9. Sterling Haywood, 1984	7.0
9. John Harper, 1982	7.0
9. David Callahan, 1979	7.0
9. James Farley, 1979	7.0
9. Brian Broussard, 2000	7.0
19. Jason Nolda, 2001	6.5
20. Bryan Archibald, 1999	6.0
20. Teddy Sims, 2000	6.0
20. Arglita Scott, 1996	6.0
20. David Jacobs, 1994	6.0
20. Ron Kirk, 1989	6.0
20. Joel Dickerson, 1987	6.0
20. Daren Wietecha, 1985	6.0
20. Dan Weitzel, 1983	6.0
20. Ed Norman, 1982	6.0
20. Jack Niedbalski, 1978	6.0
20. Jack Niedbalski, 1977	6.0
20. John Harper, 1979	6.0
20. Percy Gibson, 1979	6.0

### Tackles For Loss (Career)

Note: Statistics for TFL have only been kept consistently since 1983.

1. Bryan Archibald, 1998-01	48.0
2. Tavita Tovio, 1997-00	41.0
3. Tommy Anderson, 1993-96	32.0
4. Kevin Kilgallon, 1987-90	31.0
5. Andre Bailey, 1997-99	30.0
6. Bart Scott, 1998-01	29.0
7. Brian Broussard, 1997-00	28.0
8. Tony Seman, 1993-95	26.0
9. Shannon Ferbrache, 1986-89	25.0
9. Ron Kirk, 1986-89	25.0
11. Royal Whitaker, 2002-05	24.5
11. Eric Egan, 1999, 2001-03	24.5
13. Lionel Williams, 2002-05	24.0
13. Mike Carbonaro, 1985-87	24.0
15. Brad Crouse, 1985-88	22.0
16. Jamarquis Jordan, 2003-05	21.5
17. Greg Harrison, 1996-97	21.0
17. Billy Beard, 2002-05	21.0
19. Jeff Jones, 2002-05	20.0
20. Jason Nolda, 1998-99, 01	19.5
21. Martin Hochertz, 1987-90	19.0
22. Mark Philipp, 2002-05	18.5
23. Ryan Smith, 1994-95	18.0
24. Arglita Scott, 1994-96	17.0
24. Teddy Sims, 2000	17.0
24. Brian Miller, 1988-90	17.0

### Tackles For Loss (Season)

1. Bart Scott, 2001	18.0
1. Brian Broussard, 2000	18.0
1. Kevin Kilgallon, 1988	18.0
4. Teddy Sims, 2000	17.0
4. Bryan Archibald, 2000	17.0
4. Andre Bailey, 1998	17.0
7. Tavita Tovio, 2000	16.0
8. Ken Foster, 1983	14.0
8. Greg Harrison, 1996	14.0
8. Bryan Archibald, 1999	14.0
11. John Harper, 1980	13.0
11. Mike Carbonaro, 1987	13.0
11. Tavita Tovio, 1998	13.0
11. Andre Bailey, 1999	13.0
11. Bryan Archibald, 2001	13.0
16. James Phillip, 1978	12.0
16. Ron Kirk, 1988	12.0
16. Brian Miller, 1990	12.0
16. Tony Seman, 1994	12.0
16. Tommy Anderson, 1996	12.0
21. Lionel Williams, 2005	11.5
22. Valdrew Rogers, 1973	11.0
22. Ezell Shelton, 1987	11.0
22. Tyrunne Johnson, 1988	11.0
22. Ryan Smith, 1995	11.0
22. Tony Seman, 1995	11.0
22. David Reid, 1996	11.0
22. James Jackson, 1998	11.0
22. LaMarcus Spillers, 2000	11.0
22. Billy Beard, 2003	11.0

## Defensive Records

### Interceptions (Career)

1. Terry Taylor, 1980-83	20
2. Greg Shipp, 1980-83	18
3. Chuck Goro, 1967-69	12
3. Pete Winton, 1961-63	12
5. Donnell Daniel, 1982-83	11
5. Oyd Craddock, 1976-79	11
7. Andre King, 1999-01	10
7. Darnell Hendricks, 1994-95	10
7. William Thomas, 1981-84	10
7. Willie Davis, 1986-89	10
11. Pete Winton, 1961-63	9
12. Alexis Moreland, 2001-04	8
12. Ron Geels, 1976-79	8
12. Tyrone Henry, 1978-79	8
12. John Palmero, 1977-79	8
12. Ira Davis, 1984-87	8
12. Russ Hailey, 1970-72	8

### Interceptions (Season)

1. Greg Shipp, 1983	9
2. Terry Taylor, 1983	8
3. Donnell Daniel, 1983	7
3. Harry Bobbitt, 1961	7
5. Terry Taylor, 1982	6
5. Darnell Hendricks, 1995	6
5. William Thomas, 1983	6
8. Russ Hailey, 1972	5
8. Bruce Corbin, 1972	5
8. Oyd Craddock, 1977	5
8. Ty Henry, 1977	5
8. Orlando Rodgers, 1998	5
8. Andre King, 1999	5
8. Greg Shipp, 1980	5
8. Pete Winton, 1961	5

### Interceptions Return Yards (Career)

1. Terry Taylor, 1980-83	297
2. Alexis Moreland, 2001-04	235
3. Darnell Hendricks, 1994-95	151
4. Donnell Daniel, 1982-83	134
5. Orlando Rogers, 1996, 98	122
6. Greg Shipp, 1980-83	114
7. Ron Geels, 1976-78	100
8. Ira Davis, 1984-87	98
9. Edwin Bell, 1970, 72-73	97
10. Brad Brachear, 2001-05	96

### Interceptions Return Yards (Season)

1. Alexis Moreland, 2004	204
2. Donnell Daniel, 1983	132
3. Edwin Bell, 1972	97
4. Terry Taylor, 1983	96
5. Terry Taylor, 1982	93
6. Brad Brachear, 2005	87
7. Terry Taylor, 1981	85
8. C.J. McDavid, 1996	84
9. John Wilson, 1983	82
10. Darnell Hendricks, 1994	81

### Forced Fumbles (Career)

1. Ron Geels, 1976-79	6
1. John Palmero, 1977-79	6
3. Frank Johnson, 2003-05	5
3. Freddie Taylor, 1994-97	5
3. Tommy Anderson, 1993-96	5
6. Greg Harrison, 1996-97	4
6. Lorenzo Wims, 2005	4
6. Oyd Craddock, 1976-79	4

### Forced Fumbles (Season)

1. Ron Geels, 1977	6
2. Lorenzo Wims, 2005	4
2. Tom Anderson, 1996	4
4. Brandon Bruner, 2004	3
4. Freddie Taylor, 1997	3
4. Greg Harrison, 1996	3
4. Charles Canali, 1971	3
4. Matory Bailey, 1975	3
4. Oyd Craddock, 1978	3
4. John Palermo, 1979	3

### Fumble Recoveries (Career)

1. Sterling Haywood, 1982-85	8
2. Bart Scott, 1998-2001	7
2. Ron Kirk, 1986-89	7
4. Johnny Flowers, 1973-76	6
5. Bryan Archibald, 1998-2001	5
5. James Phillips, 1977-80	5

### Fumble Recoveries (Season)

1. Bart Scott, 1999	4
1. Sterling Haywood, 1983	4
1. Dan Wetzel, 1985	4
1. Tom Piha, 1980	4
1. James Phillips, 1978	4
1. Dan Brown, 1977	4
1. Johnny Flowers, 1976	4
8. Bryan Archibald, 2000	3
8. Freddie Taylor, 1997	3
8. Derrick Law, 1992	3
8. Ron Kirk, 1988	3
8. Ron Kirk, 1986	3
8. Mike Brascia, 1983	3
8. Edwin Bell, 1973	3
8. Rodney Sherrill, 1976	3

### Pass Breakups (Career)

1. Willie Davis, 1986-89	29
2. Alexis Moreland, 2001-04	25
3. Darnell Hendricks, 1994-95	22
4. Andre King, 1998-01	21
4. J.J. Chaney, 1990-93	21
6. Duane Lawrence, 1994-97	18
7. Yemi Akisanya, 2002-04	17
8. Frank Johnson, 2003-05	16
8. Brad Brachear, 2002-05	16
10. Cornell Baker, 1993-96	12
10. Ernest Mangham, 1987-88	12

### Pass Breakups (Season)

1. Darnell Hendricks, 1994	13
2. Alexis Moreland, 2002	12
3. Brad Brachear, 2005	11
3. Chris Gadson, 2002	11
3. Willie Davis, 1988	11
6. Willie Davis, 1989	10
6. Ernest Mangham, 1988	10
8. Yemi Akisanya, 2004	9
8. Freddie Taylor, 1997	9
8. Darnell Hendricks, 1995	9



Jamarquis Jordan (2003-05).



Alexis Moreland set the school record for interception return yards in a season with 204 in 2004.



2003 • 2004 • 2005 GATEWAY CHAMPIONS

## Year-By-Year Results

### 1913

**Won 4, Lost 2, Tied 1**

**Head Coach: William McAndrew**

Date	Opponent	SIU	OPP
O4	at Anna HS	W	13 0
O11	at Eldorado HS	T	0 0
O18	Union Academy	W	19 6
O25	Murphysboro Athletics	W	27 6
O31	Eastern Illinois	L	12 54
N8	Shurtleff	W	14 7
N22	at Southeast Missouri State	L	14 17

### 1914

**Won 4, Lost 4**

**Head Coach: William McAndrew**

Date	Opponent	SIU	OPP
S26	at Washington (Mo.)	L	0 66
O3	Union Academy	W	34 7
O7	at Union Academy	W	18 6
O10	at Saint Louis	L	0 18
O23	Eastern Illinois	L	7 25
O30	Shurtleff	W	16 12
N6	Int. Univ. Arts & Sciences	W	118 0
N14	at Shurtleff	L	0 13

### 1915

**Won 5, Lost 3**

**Head Coach: William McAndrew**

Date	Opponent	SIU	OPP
O1	Saint Louis	L	0 24
O8	at Anna Athletics	W	22 0
O15	at Southeast Missouri State	W	19 0
O22	Eastern Illinois	W	41 0
O30	at Christian Brothers	L	0 33
N5	Southeast Missouri State	W	24 7
N12	Shurtleff	W	80 0
N17	at Arkansas State	L	0 16

### 1916

**Won 3, Lost 4**

**Head Coach: William McAndrew**

Date	Opponent	SIU	OPP
O5	Southeast Missouri State	W	34 0
O14	at Saint Louis	L	0 7
O27	at Southeast Missouri State	W	31 0
N3	McKendree	W	34 0
N10	at Eastern Illinois	L	7 19
N24	Christian Brothers	L	0 10
N30	at Illinois-Chicago	L	0 28

### 1917

**Won 2, Lost 2**

**Head Coach: Sam Patterson**

Date	Opponent	SIU	OPP
N3	at Saint Louis	L	0 26
N9	at Eastern Illinois	L	0 24
N17	McKendree	W	33 7
N24	at McKendree	W	27 0

### 1918

**Did Not Compete**

Post-World War I shortages prevented SINU from fielding teams in 1918 and 1920

### 1919

**Won 2, Lost 2**

**Head Coach: William Lodge**

Date	Opponent	SIU	OPP
O27	at Southeast Missouri State	L	0 4
N8	Shurtleff	L	0 7
N15	at McKendree	W	15 7
N22	McKendree	W	34 0

### 1920

**Did Not Compete**

Post-World War I shortages prevented SINU from fielding teams in 1918 and 1920

### 1921

**Won 2, Lost 2, Tied 3**

**Head Coach: William McAndrew**

Date	Opponent	SIU	OPP
O7	Sesser Athletics	T	0 0
O14	Shurtleff	T	7 7
O22	at McKendree	L	0 20
O28	at Southeast Missouri State	L	0 13
N4	McKendree	W	7 0
N11	Southeast Missouri State	T	0 0
N18	Eastern Illinois	W	2 0

### 1922

**Won 1, Lost 6**

**Head Coach: William McAndrew**

Date	Opponent	SIU	OPP
O13	Sesser Athletics	W	19 9
O20	Eastern Illinois	L	6 20
O27	at Southeast Missouri State	L	9 12
N6	at Shurtleff	L	0 7
N11	Southeast Missouri State	L	7 12
N18	Anna Athletics	L	0 6
D1	at McKendree	L	6 19

### 1923

**Won 3, Lost 2, Tied 2**

**Head Coach: William McAndrew**

Date	Opponent	SIU	OPP
O19	Sesser Athletics	T	6 6
O25	at Southeast Missouri State	W	13 0
N2	Shurtleff	W	12 7
N10	Southeast Missouri State	L	12 13
N17	at Eastern Illinois	L	0 24
N17	Anna Athletics	T	6 6
N23	McKendree	W	20 7

### 1924

**Won 6, Lost 2**

**Head Coach: William McAndrew**

Date	Opponent	SIU	OPP
O3	Flat River Junior College	W	40 0
O10	Will Mayfield Junior College	W	34 0
O17	at Ewing Junior College	W	66 0
O24	at Southeast Missouri State	W	17 14
O31	Shurtleff	L	10 14
N8	Southeast Missouri State	W	23 0
N14	Eastern Illinois	W	7 0
N21	at McKendree	L	6 42

### 1925

**Won 0, Lost 5, Tied 1**

**Head Coach: William McAndrew**

Date	Opponent	SIU	OPP
O17	at Southeast Missouri State	L	0 10
O24	Scott Field	L	0 6
O31	Shurtleff	L	0 7
N6	Southeast Missouri State	T	0 0
N14	at Will Mayfield Junior College	L	0 2
N21	McKendree	L	0 6

### 1926

**Won 5, Lost 1, Tied 2**

**Head Coach: William McAndrew**

Date	Opponent	SIU	OPP
O9	Will Mayfield Junior College	W	21 0
O15	at Hall Moody	W	13 7
O22	Arkansas State	W	10 0
O30	at Shurtleff	L	0 20
N5	Southeast Missouri State	T	0 0
N13	Eastern Illinois	W	23 0
N20	at McKendree	T	0 0
N25	at Southeast Missouri State	W	7 0

### 1927

**Won 3, Lost 5, Tied 2**

**Head Coach: William McAndrew**

Date	Opponent	SIU	OPP
S24	at Saint Louis	L	6 20
S30	at Murray State	L	3 6
O7	Will Mayfield Junior College	L	0 26
O14	UT-Martin	W	37 7
O21	at Arkansas State	L	0 14
O28	Shurtleff	W	7 0
N5	Southeast Missouri State	T	6 6
N12	at Eastern Illinois	L	2 14
N18	McKendree	W	6 0
N24	at Southeast Missouri State	T	0 0

### 1928

**Won 7, Lost 1, Tied 2**

**Head Coach: William McAndrew**

Date	Opponent	SIU	OPP
S28	Murray State	T	0 0
O5	Will Mayfield Junior College	W	39 0
O12	at UT-Martin	W	32 0
O20	Illinois Wesleyan	W	12 0
O26	at Southeast Missouri State	T	6 6
N3	Scott Field	W	33 0
N10	at Shurtleff	W	12 7
N17	Eastern Illinois	L	0 18
N24	Bethel (Ky.)	W	39 0
N29	Illinois College	W	7 0

### 1929

**Won 5, Lost 3, Tied 1**

**Head Coach: William McAndrew**

Date	Opponent	SIU	OPP
S28	at State Viator	W	6 0
O5	at Lombard	L	0 26
O12	at Murray State	L	12 13
O19	at Illinois State	W	6 0
O25	Illinois Wesleyan	T	0 0
N2	Southeast Missouri State	W	7 0
N8	Shurtleff	W	3 0
N16	at Eastern Illinois	L	6 9
N23	at McKendree	W	12 6

## 1930

**Won 9, Lost 0**

**Head Coach: William McAndrew**

Date	Opponent	SIU	OPP
S26	Murray State	W 25	6
O3	at Southeast Missouri State	W 12	6
O10	Scott Field	W 39	0
O18	Illinois State	W 39	0
O24	State Viator	W 12	0
O31	Southeast Missouri State	W 19	0
N7	at Shurtleff	W 32	0
N14	Eastern Illinois	W 2	0
N22	McKendree	W 44	12

## 1931

**Won 7, Lost 2**

**Head Coach: William McAndrew**

Date	Opponent	SIU	OPP
S25	Scott Field	W 19	0
O2	Mt. Morris	W 6	0
O9	at Southeast Missouri State	W 6	0
O17	at Eastern Illinois	W 6	0
O24	at McKendree	W 7	0
O31	at Illinois State	L 0	14
N6	Shurtleff	L 0	6
N13	Southeast Missouri State	W 12	0
N21	Northern Illinois	W 7	6

## 1932

**Won 2, Lost 5, Tied 3**

**Head Coach: William McAndrew**

Date	Opponent	SIU	OPP
S16	Scott Field	W 32	0
S24	at Illinois Wesleyan	L 0	7
S30	Murray State	T 0	0
O7	Southeast Missouri State	L 0	19
O15	at Northern Illinois	T 0	0
O21	McKendree	L 7	20
O28	Illinois State	L 6	20
N5	at Shurtleff	L 0	6
N11	at Southeast Missouri State	T 0	0
N19	Eastern Illinois	W 25	0

## 1933

**Won 4, Lost 4, Tied 1**

**Head Coach: William McAndrew**

Date	Opponent	SIU	OPP
S29	at Murray State	L 0	13
O6	at Southeast Missouri State	T 0	0
O14	Western Illinois	W 45	0
O21	at McKendree	L 0	13
O28	at Illinois State	L 0	12
N4	Shurtleff	W 2	0
N10	Southeast Missouri State	L 9	12
N18	at Eastern Illinois	W 19	0
N25	Northern Illinois	W 13	0

## 1934

**Won 5, Lost 3**

**Head Coach: William McAndrew**

Date	Opponent	SIU	OPP
S28	State Viator	W 14	0
O5	Southeast Missouri State	L 6	14
O13	Illinois State	W 14	6
O20	at Northern Illinois	W 6	0
O26	McKendree	W 19	12
N2	Eastern Illinois	W 13	6
N9	at Southeast Missouri State	L 0	32
N16	Illinois Wesleyan	L 2	6

## 1935

**Won 1, Lost 7, Tied 1**

**Head Coach: William McAndrew**

Date	Opponent	SIU	OPP
S28	Arkansas State	L 0	7
O4	Southeast Missouri State	L 0	7
O12	at Illinois State	L 0	13
O19	at State Viator	L 7	20
O26	Northern Illinois	L 0	28
N2	at McKendree	T 12	12
N8	at Southeast Missouri State	L 0	14
N16	at Eastern Illinois	W 13	9
N23	Illinois Wesleyan	L 0	20

## 1936

**Won 3, Lost 4, Tied 1**

**Head Coach: William McAndrew**

Date	Opponent	SIU	OPP
S26	Arkansas State	L 3	7
O3	Illinois State	W 6	0
O10	at Northern Illinois	L 2	14
O17	McKendree	W 13	0
O24	at Western Illinois	T 7	7
N6	Southeast Missouri State	L 4	6
N13	Eastern Illinois	W 13	7
N21	State Viator	L 2	7

## 1937

**Won 2, Lost 7**

**Head Coach: William McAndrew**

Date	Opponent	SIU	OPP
S25	at Missouri-Rolla	L 0	27
O1	at Southeast Missouri State	L 0	14
O9	at State Viator	L 0	14
O16	at McKendree	W 19	10
O23	Western Illinois	L 0	17
O30	at Illinois State	L 6	13
N5	Southeast Missouri State	L 0	13
N12	Eastern Illinois	W 3	0
N20	Northern Illinois	L 0	7

## 1938

**Won 2, Lost 7**

**Head Coach: William McAndrew**

Date	Opponent	SIU	OPP
S24	at Illinois Wesleyan	L 0	19
O1	Southeast Missouri State	L 0	27
O8	at Northern Illinois	L 0	26
O15	Arkansas State	W 6	0
O22	at Western Illinois	L 0	19
O29	Illinois State	L 0	6
N4	at Southeast Missouri State	W 6	0
N11	at Eastern Illinois	L 0	15
N19	Austin Peay	L 9	12

## 1939

**Won 0, Lost 8**

**Head Coach: Glenn (Abe) Martin**

Date	Opponent	SIU	OPP
S29	at Southeast Missouri State	L 2	9
O14	at Arkansas State	L 0	7
O21	Western Illinois	L 7	20
O28	at Illinois State	L 7	13
N4	Northern Illinois	L 0	13
N10	Eastern Illinois	L 7	12
N18	Austin Peay	L 6	25
N25	Southeast Missouri State	L 0	24

## 1940

**Won 2, Lost 5, Tied 1**

**Head Coach: Glenn (Abe) Martin**

Date	Opponent	SIU	OPP
S28	at Evansville	L 7	13
O5	Southeast Missouri State	W 14	13
O13	Arkansas State	W 7	0
O19	at Western Illinois	T 6	6
O26	Illinois State	L 6	25
N2	at Northern Illinois	L 6	20
N9	at Eastern Illinois	L 6	25
N21	at Southeast Missouri State	L 0	6

## 1941

**Won 5, Lost 2, Tied 1**

**Head Coach: Glenn (Abe) Martin**

Date	Opponent	SIU	OPP
S27	Evansville	W 14	0
O11	at Arkansas State	W 27	0
O18	Western Illinois	T 6	6
O25	at Illinois State	L 0	18
N1	Northern Illinois	W 13	7
N8	Eastern Illinois	W 41	0
N15	UT-Martin	W 34	0
N20	at Southeast Missouri State	L 7	14

## 1942

**Won 2, Lost 4**

**Head Coach: Glenn (Abe) Martin**

Date	Opponent	SIU	OPP
O3	Southeast Missouri State	L 7	26
O17	at Western Illinois	L 0	26
O24	Illinois State	L 0	7
O31	at Northern Illinois	L 0	34
N7	at Eastern Illinois	W 26	6
N14	UT-Martin	W 41	6

## 1943

**Did Not Compete Due to World War II**

## 1944

**Won 3, Lost 3**

**Head Coach: Glenn (Abe) Martin**

Date	Opponent	SIU	OPP
S30	Eastern Illinois	W 15	12
O7	at Indiana State	L 6	55
O14	at Western Illinois	W 25	6
O28	Western Illinois	W 39	0
N4	at Southeast Missouri State	L 7	26
N10	Northern Illinois	L 12	13

## 1945

**Won 4, Lost 1, Tied 2**

**Head Coach: Glenn (Abe) Martin**

Date	Opponent	SIU	OPP
S22	at Arkansas State	W 6	0
O6	Arkansas State	T 6	6
O13	Illinois State	W 33	19
O20	at Eastern Illinois	T 0	0
O27	Western Illinois	W 13	6
N3	at NE Missouri State	W 13	11
N10	at Northern Illinois	L 7	13



## 1946

**Won 4, Lost 4**

**Head Coach: Glenn (Abe) Martin**

Date	Opponent	SIU	OPP
S28	NE Missouri State	W	6 0
O5	Southeast Missouri State	L	13 20
O12	at Illinois State	W	13 7
O19	Arkansas State	L	12 14
O26	at Western Illinois	W	19 7
N2	Eastern Illinois	W	29 0
N9	at Evansville	L	7 21
N16	Northern Illinois	L	0 10

## 1947

**Won 7, Lost 2, Tied 1**

**Head Coach: Glenn (Abe) Martin**

Date	Opponent	SIU	OPP
S27	Scott Field	W	58 0
O4	Evansville	L	0 7
O11	at Indiana State	L	6 21
O18	at Western Illinois	W	7 0
O25	Northern Illinois	W	20 0
N1	at Arkansas State	W	12 7
N8	at Illinois State	T	6 6
N15	Eastern Illinois	W	33 13
N22	at Southeast Missouri State	W	20 13
<i>Corn Bowl Game at Normal, Ill.</i>			
N27	North Central	W	21 0

## 1948

**Won 2, Lost 6**

**Head Coach: Glenn (Abe) Martin**

Date	Opponent	SIU	OPP
S25	at Wayne State	L	0 26
O2	Southeast Missouri State	W	25 13
O9	Indiana State	W	20 6
O16	Western Illinois	L	7 13
O23	at Northern Illinois	L	7 25
O30	Arkansas State	L	21 27
N6	Illinois State	L	0 48
N13	at Eastern Illinois	L	0 38

## 1949

**Won 2, Lost 7**

**Head Coach: Glenn (Abe) Martin**

Date	Opponent	SIU	OPP
S24	at Wayne State	L	7 48
S30	at Southeast Missouri State	L	7 25
O8	at Indiana State	L	7 9
O15	at Illinois State	L	0 35
O22	Eastern Illinois	L	13 26
O29	Northern Illinois	L	6 20
N11	at Western Illinois	L	0 35
N19	Southeast Missouri State	W	14 7
N26	Indiana State	W	41 14

## 1950

**Won 3, Lost 5, Tied 1**

**Head Coach: Bill Waller**

Date	Opponent	SIU	OPP
S23	at Hanover	W	13 7
S30	Southeast Missouri State	L	0 10
O7	Indiana State	W	20 0
O14	at Northern Illinois	L	20 44
O21	Illinois State	T	14 14
O28	at Arkansas State	L	0 46
N4	at Eastern Illinois	L	7 21
N10	Eastern Michigan	W	44 13
N18	Western Illinois	L	7 25

## 1951

**Won 0, Lost 9**

**Head Coach: Bill Waller**

Date	Opponent	SIU	OPP
S22	Central Michigan	L	13 34
S29	at Illinois State	L	0 20
O6	Northern Illinois	L	7 14
O13	at Washington (Mo.)	L	6 25
O19	at Western Illinois	L	12 54
O27	Eastern Illinois	L	19 47
N10	at Eastern Michigan	L	7 47
N17	at Southeast Missouri State	L	6 45
N24	Arkansas State	L	0 68

## 1952

**Won 2, Lost 6**

**Head Coach: William O'Brien**

Date	Opponent	SIU	OPP
S27	Southeast Missouri State	L	0 20
O4	Illinois State	W	27 20
O11	at Northern Illinois	L	7 21
O18	at Central Michigan	L	7 55
O25	at Eastern Illinois	W	22 7
N1	Washington (Mo.)	L	14 19
N7	Western Illinois	L	7 38
N15	Eastern Michigan	L	6 30

## 1953

**Won 2, Lost 7**

**Head Coach: William O'Brien**

Date	Opponent	SIU	OPP
S26	at Southeast Missouri State	L	6 32
O3	at Illinois State	L	20 27
O10	Northern Illinois	W	27 14
O17	Central Michigan	L	6 19
O24	at Eastern Michigan	L	0 39
O31	Eastern Illinois	W	6 0
N7	Missouri-Rolla	L	7 28
N14	at Washington (Mo.)	L	6 28
N19	at Western Illinois	L	19 47

## 1954

**Won 2, Lost 7**

**Head Coach: William O'Brien**

Date	Opponent	SIU	OPP
S25	Southeast Missouri State	L	6 7
O2	Illinois State	L	2 7
O9	at Northern Illinois	L	7 24
O16	at Central Michigan	L	0 33
O23	Eastern Michigan	L	0 20
O30	at Eastern Illinois	W	20 6
N6	at Missouri-Rolla	W	27 13
N13	Washington (Mo.)	L	14 25
N20	Western Illinois	L	17 19

## 1955

**Won 4, Lost 4, Tied 2 (4-1-1 in IIAAC, Tied 1st)**

**Head Coach: Al Kawal**

Date	Opponent	SIU	OPP
S17	at Southeast Missouri State	L	0 7
S24	at Illinois Wesleyan	L	13 14
O1	Central Michigan	W	14 13
O15	at Eastern Illinois	W	26 13
O22	Eastern Michigan	L	2 7
O29	at Western Illinois	T	13 13
N5	Washington (Mo.)	L	13 32
N12	at Illinois State	W	28 14
N19	Northern Illinois	W	20 0
N24	Bradley	T	7 7

## 1956

**Won 4, Lost 5 (3-3 in IIAAC, Tied 3rd Place)**

**Head Coach: Al Kawal**

Date	Opponent	SIU	OPP
S22	Illinois Wesleyan	W	40 0
S29	at Central Michigan	L	13 32
O4	at Bradley	L	20 26
O13	at Eastern Illinois	W	32 0
O20	Eastern Michigan	W	14 7
O27	Western Illinois	L	7 21
N3	at Washington (Mo.)	L	0 26
N10	Illinois State	L	13 27
N17	at Northern Illinois	W	28 13

## 1957

**Won 5, Lost 4 (3-3 in IIAAC)**

**Head Coach: Al Kawal**

Date	Opponent	SIU	OPP
S21	at Austin Peay	W	25 12
S28	Arkansas State	L	6 13
O4	at Western Illinois	L	13 23
O12	Eastern Illinois	W	27 6
O19	at Illinois State	W	28 21
O26	at Eastern Michigan	L	7 21
N9	Central Michigan	L	12 21
N16	Northern Illinois	W	45 19
N23	at Great Lakes Naval Academy	W	38 4

## 1958

**Won 7, Lost 2 (4-2 in IIAAC, Tied 2nd Place)**

**Head Coach: Al Kawal**

Date	Opponent	SIU	OPP
S20	Evansville	W	34 14
S27	West Virginia State	W	19 0
O4	Western Illinois	W	32 31
O11	at Eastern Illinois	W	29 8
O18	Illinois State	L	8 21
O25	Eastern Michigan	W	13 9
N1	Washington & Lee	W	36 7
N8	at Central Michigan	W	24 7
N15	at Northern Illinois	L	7 17

## 1959

**Won 5, Lost 4 (4-2 in IIAAC, Tied 2nd Place)**

**Head Coach: Carmen Piccone**

Date	Opponent	SIU	OPP
S19	at Evansville	L	8 20
S26	at West Virginia State	W	20 6
O3	Northern Illinois	L	15 20
O10	at Western Illinois	L	6 33
O17	Eastern Illinois	W	7 0
O24	at Illinois State	W	19 8
O30	at Eastern Michigan	W	41 14
N7	Bowling Green	L	14 23
N14	Central Michigan	W	51 20

## 1960

**Won 8, Lost 2 (6-0 in IIAAC, 1st place)**

**Head Coach: Carmen Piccone**

Date	Opponent	SIU	OPP
S17	Missouri-Rolla	W	34 14
S24	Ohio Wesleyan	W	30 13
O1	at Northern Illinois	W	21 20
O8	Western Illinois	W	21 12
O15	at Eastern Illinois	W	52 8
O22	Illinois State	W	30 6
O29	Eastern Michigan	W	66 8
N6	at Bowling Green	L	6 27
N12	at Central Michigan	W	28 17
N19	at Ohio	L	6 48

## 1961

**Won 7, Lost 3 (5-1 in IIAC, 1st Place)**

**Head Coach: Carmen Piccone**

Date	Opponent		SIU	OPP
S16	at Missouri-Rolla	W	44	0
S23	Drake	L	0	7
S30	Central Michigan	W	18	0
O7	Northern Illinois	W	35	6
O14	at Western Illinois	L	13	22
O21	Eastern Illinois	W	33	6
O28	at Illinois State	W	34	14
N4	at Eastern Michigan	W	20	14
N11	Wisconsin-LaCrosse	W	47	13
N18	Bowling Green State	L	0	20

## 1962

**Won 4, Lost 6**

**Head Coach: Carmen Piccone**

Date	Opponent		SIU	OPP
S15	at Texas A&I	L	10	14
S22	at Drake	L	13	14
S29	at Central Michigan	W	43	6
O13	Hillsdale	W	13	6
O20	Lincoln	W	13	0
O27	Illinois State	W	14	0
N3	at Northern Michigan	L	9	14
N10	Fort Campbell	L	7	14
N17	at Bowling Green	L	0	21
N24	North Texas	L	30	55

## 1963

**Won 4, Lost 5**

**Head Coach: Carmen Piccone**

Date	Opponent		SIU	OPP
S21	at Evansville	L	14	15
S28	Bowling Green	L	6	31
O5	at Louisville	W	13	7
O12	Lincoln	W	47	8
O19	Northern Michigan	W	27	0
O26	Fort Campbell	L	13	14
N2	at Tulsa	L	6	49
N9	North Dakota State	W	20	15
N16	at Toledo	L	0	14

## 1964

**Won 2, Lost 8**

**Head Coach: Don Shroyer**

Date	Opponent		SIU	OPP
S19	at Bowling Green	L	12	35
S26	at Louisville	W	7	6
O3	at Tulsa	L	7	63
O10	Fort Campbell	L	9	16
O17	at Drake	W	28	19
O24	at Northern Michigan	L	18	33
O31	North Texas	L	13	14
N7	Lincoln	L	21	23
N14	Toledo	L	8	27
N21	Evansville	L	0	2

## 1965

**Won 2, Lost 8**

**Head Coach: Don Shroyer**

Date	Opponent		SIU	OPP
S18	Northern Iowa	W	23	16
S25	at Louisville	L	0	13
O2	Youngstown State	L	7	9
O9	Lincoln	L	6	9
O16	Drake	L	12	28
O23	at Wichita State	L	0	27
O30	Tulsa	L	12	55
N6	Northern Michigan	L	6	24
N13	at Ball State	L	19	30
N20	Missouri State	W	19	6

## 1966

**Won 4, Lost 5, Tied 1**

**Head Coach: Ellis Rainsberger**

Date	Opponent		SIU	OPP
S17	Wichita State	W	17	7
S24	Louisville	L	7	16
O1	at Drake	L	7	30
O8	Youngstown State	T	21	21
O15	at Northern Iowa	W	30	7
O22	at North Texas	L	6	53
O29	East Carolina	W	31	13
N5	at Northern Michigan	L	0	34
N12	Ball State	L	14	15
N19	at Missouri State	W	19	0

## 1967

**Won 3, Lost 7**

**Head Coach: Dick Towers**

Date	Opponent		SIU	OPP
S16	NE Missouri State	W	18	7
S23	at Louisville	L	0	26
S30	Lincoln	L	10	19
O7	at East Carolina	L	8	21
O14	Dayton	L	14	34
O21	North Texas	L	0	37
O28	Tulsa	W	16	13
N4	at Youngstown State	L	3	29
N11	at Ball State	L	6	24
N18	Drake	W	45	17

## 1968

**Won 6, Lost 3**

**Head Coach: Dick Towers**

Date	Opponent		SIU	OPP
S21	Louisville	L	10	33
O5	at Tulsa	L	3	20
O12	Lamar	W	24	7
O19	at Dayton	W	18	17
O26	at Drake	W	21	20
N2	Youngstown State	L	15	18
N9	Northern Michigan	W	23	20
N16	at Tampa	W	23	20
N22	vs. Missouri State •	W	68	6

•at Busch Stadium, St. Louis, Mo.

## 1969

**Won 5, Lost 5**

**Head Coach: Dick Towers**

Date	Opponent		SIU	OPP
S20	at Louisville	L	13	17
S27	at Youngstown State	W	43	14
O4	Tampa	L	0	31
O11	at Lamar	L	16	20
O18	Indiana State	W	29	7
O25	East Carolina	L	3	17
N1	at Bradley	W	36	14
N8	Ball State	W	48	27
N15	Drake	L	17	19
N22	at Missouri State	W	41	7

## 1970

**Won 6, Lost 3**

**Head Coach: Dick Towers**

Date	Opponent		SIU	OPP
S19	Louisville	W	31	28
S26	Youngstown State	W	45	20
O3	Lamar	W	32	16
O17	at East Carolina	W	14	12
O24	Illinois State	W	45	24
O31	Bradley	W	69	3
N7	at Ball State	L	17	24
N14	at Drake	L	9	21
N21	at Arkansas State	L	3	27

## 1971

**Won 6, Lost 4**

**Head Coach: Dick Towers**

Date	Opponent		SIU	OPP
S18	at Dayton	W	31	14
S25	at Illinois State	W	10	9
O2	Wichita State	L	24	26
O9	Arkansas State	W	21	14
O16	Ball State	W	33	8
O23	at Akron	L	21	43
O30	at Indiana State	L	3	17
N6	Drake	W	34	32
N13	at Louisville	L	14	24
N20	Central Michigan	W	35	8

## 1972

**Won 1, Lost 8, Tied 1**

**Head Coach: Dick Towers**

Date	Opponent		SIU	OPP
S16	at East Carolina	L	0	16
S23	at Lamar	L	0	7
S30	at Wichita State	L	0	12
O7	Dayton	T	6	6
O14	at Tampa	L	0	44
O21	Ball State	W	13	7
O28	Illinois State	L	7	10
N4	at Drake	L	9	19
N11	Louisville	L	16	20
N18	Indiana State	L	3	31

## 1973

**Won 3, Lost 7, Tied 1**  
Head Coach: Dick Towers

Date	Opponent	SIU	OPP
S15	at Northern Illinois	L	27 34
S22	East Carolina	L	25 42
S29	at Oklahoma State	L	7 70
O6	at Dayton	L	19 23
O13	Xavier (Ohio)	W	73 7
O20	Tampa	L	23 25
O27	Akron	W	14 13
N3	at Ball State	T	16 16
N10	Drake	W	37 20
N17	at Indiana State	L	17 36
N24	at Illinois State	L	8 10

## 1974

**Won 2, Lost 9**  
Head Coach: Doug Weaver

Date	Opponent	SIU	OPP
S14	at New Mexico State	L	9 28
S21	at Indiana State	L	8 10
S28	at East Carolina	L	16 17
O5	at Dayton	W	38 16
O12	at Temple	L	16 59
O19	Northern Illinois	L	7 17
O26	Arkansas State	L	16 41
N2	at Long Beach State	L	7 32
N9	Northern Michigan	W	14 9
N16	at Central Michigan	L	0 42
N23	Illinois State	L	16 31

## 1975

**Won 1, Lost 9, tied 1**  
Head Coach: Doug Weaver

Date	Opponent	SIU	OPP
S13	at Louisiana-Lafayette	L	10 27
S20	Indiana State	L	21 23
S27	East Carolina	L	7 41
O4	Long Beach State	L	24 31
O11	at Illinois State	T	17 17
O18	at Northern Illinois	L	12 52
O25	Wichita State	W	33 22
N1	Drake	L	27 38
N8	at Arkansas State	L	12 35
N15	Bowling Green	L	6 48
N22	at Lamar	L	10 30

## 1976

**Won 7, Lost 4**  
Head Coach: Rey Dempsey

Date	Opponent	SIU	OPP
S11	at McNeese State	L	0 38
S18	at Drake	W	27 15
S25	West Texas State	W	21 17
O2	Lamar	W	19 7
O9	at East Carolina	L	14 49
O16	Arkansas State	L	10 41
O23	Northern Illinois	W	54 0
O30	at Indiana State	W	21 2
N6	Illinois State	W	17 3
N13	at Bowling Green	L	7 35
N20	at Marshall	W	44 16

## 1977

**Won 3, Lost 8 (0-5 in MVC, 7th)**  
Head Coach: Rey Dempsey

Date	Opponent	SIU	OPP
S3	at New Mexico State	L	7 29
S10	at Temple	W	24 20
S17	Indiana State	L	9 14
S24	at Arkansas State	L	6 21
O1	Lamar	W	9 5
O8	at East Carolina	L	0 33
O15	at Louisiana-Lafayette	L	0 24
O22	at Northern Illinois	L	0 28
N5	Illinois State	W	23 17
N19	Drake	L	9 13
N26	at West Texas State	L	9 28

## 1978

**Won 7, Lost 4 (3-2 in MVC, 3rd)**  
Head Coach: Rey Dempsey

Date	Opponent	SIU	OPP
S9	at Drake	L	14 38
S16	at Lamar	W	22 20
S23	West Texas State	W	17 3
S30	New Mexico State	W	43 39
O7	at Illinois State	W	26 0
O14	Arkansas State	L	24 26
O21	at Wichita State	L	7 33
O28	Northern Illinois	L	13 14
N4	at Indiana State	W	28 7
N11	Marshall	W	15 14
N18	at Louisiana-Lafayette	W	10 9

## 1979

**Won 8, Lost 3 (4-1 in MVC, 2nd)**  
Head Coach: Rey Dempsey

Date	Opponent	SIU	OPP
S1	at West Texas State	L	0 14
S8	Louisiana-Lafayette	W	17 7
S15	at Tennessee State	W	18 16
S22	at Arkansas State	L	16 24
S29	Eastern Illinois	L	14 22
O6	Illinois State	W	7 0
O20	Wichita State	W	31 7
O27	at Northern Illinois	W	21 11
N3	Indiana State	W	41 38
N10	at Drake	W	22 21
N17	New Mexico State	W	45 28

## 1980

**Won 3, Lost 8 (1-5 in MVC, 7th)**  
Head Coach: Rey Dempsey

Date	Opponent	SIU	OPP
S6	at Wichita State	L	14 31
S13	Eastern Illinois	W	37 35
S20	at New Mexico State	L	17 18
S27	at Drake	W	34 28
O4	Northern Illinois	L	17 20
O11	at Indiana State	L	6 19
O18	at Illinois State	W	42 0
N1	at Louisiana-Lafayette	L	3 21
N8	Fresno State	L	14 31
N15	Tulsa	L	7 41
N22	West Texas State	L	20 23

## 1981

**Won 7, Lost 4 (5-2 in MVC, 3rd)**  
Head Coach: Rey Dempsey

Date	Opponent	SIU	OPP
S5	at McNeese State	L	12 27
S12	Wichita State	L	7 13
S19	Tennessee State	L	14 17
S26	at Tulsa	W	36 34
O3	Illinois State	W	14 3
O10	at West Texas State	W	29 22
O17	at Fresno State	W	24 18
O24	Louisiana-Lafayette	W	41 0
N1	at Indiana State	W	17 3
N7	Drake	L	17 22
N14	at New Mexico State	W	23 15

## 1982

**Won 6, Lost 5 (4-1 in MVC, Tied 2nd)**  
Head Coach: Rey Dempsey

Date	Opponent	SIU	OPP
S4	at Western Illinois	W	38 7
S11	at Illinois State	W	16 0
S18	Drake	W	24 17
S25	Arkansas State	L	30 35
O2	at Louisiana-Lafayette	L	10 20
O9	at Florida State	L	8 59
O16	at Tulsa	L	3 22
O23	Indiana State	W	21 9
O30	at Eastern Illinois	L	7 20
N13	Missouri State	W	28 7
N20	West Texas State	W	17 13

\*Note: 1982 was SIU's first season at the I-AA level.

## 1983

**Won 13, Lost 1 (4-1 in MVC, 2nd)**  
Head Coach: Rey Dempsey

Date	Opponent	SIU	OPP
S3	at Western Illinois	W	38 6
S10	Eastern Illinois	W	17 14
S17	Southeast Missouri State	W	56 7
S24	at Northern Iowa	W	52 9
O1	at Arkansas State	W	35 28
O8	Drake	W	28 9
O15	at Missouri State	W	24 6
O22	at Indiana State	W	34 21
O29	New Mexico State	W	41 3
N5	Illinois State	W	28 26
N12	at Wichita State	L	6 28

### NCAA Division I-AA Playoffs

D3	Indiana State	W	23 7
D10	Nevada-Reno	W	23 7
<u>I-AA Championship Game at Charleston, S.C.</u>			
D17	Western Carolina	W	43 7

## 1984

**Won 3, Lost 8**  
Head Coach: Ray Dorr

Date	Opponent	SIU	OPP
S1	at Tulsa	L	10 23
S8	at Illinois State	L	7 35
S15	Western Illinois	L	24 34
S22	Arkansas State	L	0 19
S29	at Southeast Missouri State	W	27 16
O6	Northern Iowa	W	40 10
O13	at Eastern Illinois	W	48 40
O20	West Texas State	L	17 24
O27	Indiana State	L	10 27
N3	at Drake	L	17 20
N10	at Missouri State	L	6 31

## 1985

**Won 4, Lost 7 (2-3 in Gateway, Tied 4th)**

**Head Coach: Ray Dorr**

Date	Opponent	SIU	OPP
A31	Lincoln	W 63	0
S7	Missouri State	L 28	40
S14	at Illinois	L 25	28
S21	at Drake	L 6	31
S28	Eastern Illinois	W 42	13
O5	Illinois State	W 21	0
O19	Southeast Missouri State	W 51	13
O26	at Wichita State	L 34	35
N2	at Indiana State	L 38	41
N9	at Arkansas State	L 12	41
N16	at Western Illinois	L 7	14

## 1986

**Won 7, Lost 4 (4-2 in Gateway, Tied 2nd)**

**Head Coach: Ray Dorr**

Date	Opponent	SIU	OPP
A30	at Arkansas State	L 7	22
S6	Austin Peay	W 24	17
S13	at Murray State	W 31	0
S20	Eastern Illinois	L 7	52
S27	Youngstown State	W 24	17
O4	at Kansas	L 23	35
O11	Indiana State	W 16	14
O18	Northern Iowa	W 27	24
O25	at Illinois State	W 20	3
N7	at Missouri State	W 35	14
N14	Western Illinois	L 21	24

## 1987

**Won 3, Lost 8 (2-4 in Gateway, Tied 5th)**

**Head Coach: Ray Dorr**

Date	Opponent	SIU	OPP
S5	Delta State	L 16	24
S12	Missouri State	L 13	18
S19	at Austin Peay	W 10	3
S26	Illinois State	W 38	7
O3	at Kansas	L 15	16
O10	at Fresno State	L 0	35
O17	Western Illinois	L 15	21
O24	Arkansas State	L 9	33
O31	at Indiana State	L 15	24
N7	at Eastern Illinois	W 32	27
N14	at Northern Iowa	L 3	20

## 1988

**Won 4, Lost 7 (2-4 in Gateway, Tied 5th)**

**Head Coach: Rick Rhodes**

Date	Opponent	SIU	OPP
S3	at Western Illinois	L 13	17
S17	Murray State	W 28	21
S24	at Illinois State	W 24	23
O1	Arkansas State	W 45	43
O8	at Eastern Illinois	L 3	34
O15	Indiana State	W 10	7
O22	Northern Illinois	L 9	10
O29	at Kentucky	L 10	24
N5	at Missouri State	L 24	28
N12	at Youngstown State	L 14	31
N19	Northern Iowa	L 21	24

## 1989

**Won 2, Lost 9 (1-5 in Gateway, Tied 6th)**

**Head Coach: Bob Smith**

Date	Opponent	SIU	OPP
S2	at Nevada-Reno	L 3	41
S9	Western Illinois	L 7	14
S16	Eastern Illinois	W 20	17
S23	at Murray State	L 11	24
S30	at Arkansas State	L 23	28
O7	at Northern Illinois	L 24	29
O14	Illinois State	L 17	21
O21	Missouri State	L 25	31
O28	Kentucky State	W 54	12
N4	at Indiana State	L 24	35
N11	at Northern Iowa	L 14	38

## 1990

**Won 2, Lost 9 (1-5 in Gateway, Tied 6th)**

**Head Coach: Bob Smith**

Date	Opponent	SIU	OPP
S1	at Northern Iowa	L 9	30
S8	Indiana State	W 20	17
S15	Murray State	W 45	7
S22	at Illinois	L 21	56
S29	Arkansas State	L 17	20
O6	at Missouri State	L 7	31
O13	at Illinois State	L 3	27
O20	at Eastern Illinois	L 3	14
O27	at Central Florida	L 14	49
N3	Western Illinois	L 22	24
N10	at South Carolina	L 13	38

## 1991

**Won 7, Lost 4 (4-2 in Gateway, Tied 2nd)**

**Head Coach: Bob Smith**

Date	Opponent	SIU	OPP
A31	at Southeast Missouri State	W 28	27
S7	at Murray State	W 31	27
S14	at Austin Peay	W 21	17
S21	Northern Iowa	W 21	20
S28	Illinois State	W 14	11
O5	Missouri State	L 13	17
O12	at Troy State	L 13	30
O19	at Western Illinois	L 20	21
O26	at Indiana State	W 30	23
N2	Eastern Illinois	W 31	30
N9	at Louisiana Tech	L 16	48

## 1992

**Won 4, Lost 7 (2-4 in Gateway, Tied 4th)**

**Head Coach: Bob Smith**

Date	Opponent	SIU	OPP
S5	Troy State	L 13	37
S12	Southeast Missouri State	W 44	35
S19	Austin Peay	W 37	7
S26	at Arkansas State	L 38	42
O3	at Eastern Illinois	W 47	46
O10	Western Illinois	L 42	50
O17	Northern Iowa	L 25	30
O24	at Illinois State	L 11	35
O29	at Western Kentucky	L 39	41
N7	at Missouri State	L 12	51
N21	Indiana State	W 42	35

## 1993

**Won 2, Lost 9 (1-5 in Gateway, 7th)**

**Head Coach: Bob Smith**

Date	Opponent	SIU	OPP
S11	Washburn	W 46	14
S18	at Toledo	L 28	49
S25	at Arkansas State	L 6	27
O2	at Northern Illinois	L 15	45
O9	at Western Illinois	L 13	14
O16	Western Kentucky	L 24	51
O23	Missouri State	L 17	22
O30	at Indiana State	W 35	26
N6	Illinois State	L 16	34
N13	at Northern Iowa	L 17	49
N20	Eastern Illinois	L 35	42

## 1994

**Won 1, Lost 10 (0-6 in Gateway, 7th)**

**Head Coach: Shawn Watson**

Date	Opponent	SIU	OPP
S3	Tennessee-Martin	L 26	35
S10	at Mississippi	L 3	59
S17	at Arkansas State	L 14	41
O1	Western Illinois	L 21	24
O8	Indiana State	L 14	27
O15	Southeast Missouri State	L 14	24
O22	at Western Kentucky	W 10	7
O29	at Illinois State	L 17	38
N5	at Missouri State	L 27	33
N12	Northern Iowa	L 7	39
N19	at Eastern Illinois	L 3	24

## 1995

**Won 5, Lost 6 (2-4 in Gateway, Tied 5th)**

**Head Coach: Shawn Watson**

Date	Opponent	SIU	OPP
A31	at Southeast Missouri State	W 30	27
S9	Murray State	L 3	35
S16	at Arkansas State	L 9	14
S23	Nicholls State	W 48	20
S30	at Indiana State	L 3	52
O7	Illinois State	W 14	11
O14	Missouri State	W <sup>OT</sup> 33	30
O21	at Northern Iowa	L 0	13
O28	at Western Illinois	L 7	19
N4	Western Kentucky	W 30	28
N11	Eastern Illinois	L 21	42

## 1996

**Won 5, Lost 6 (1-4 in Gateway, 5th)**

**Head Coach: Shawn Watson**

Date	Opponent	SIU	OPP
A31	Central Arkansas	W 24	12
S7	Tennessee-Martin	W 27	14
S14	at Murray State	L 38	48
S21	Winston-Salem State	W 48	18
S28	at Illinois State	W 38	35
O5	at Missouri State	L 17	24
O12	Indiana State	L 13	24
O19	Western Illinois	L 19	26
O26	Northern Iowa	L 7	33
N2	at Western Kentucky	L 37	51
N16	Southeast Missouri State	W 34	17



**2003 • 2004 • 2005 GATEWAY CHAMPIONS**

**1997**

**Won 3, Lost 8 (1-5 in Gateway, 6th)**

**Head Coach: Jan Quarless**

Date	Opponent	SIU	OPP
S6	at Nicholls State	L	0 33
S13	Murray State	W	24 20
S20	at Indiana State	L	14 19
S27	at Northern Iowa	L	27 28
O4	Missouri State	L	35 36
O11	Illinois State	W	31 29
O18	at South Florida	W	23 10
O25	Western Kentucky	L	31 52
N1	at Western Illinois	L	26 31
N8	Youngstown State	L	10 34
N15	at Southeast Missouri State	L	17 28

**1998**

**Won 3, Lost 8 (1-5 in Gateway, 7th)**

**Head Coach: Jan Quarless**

Date	Opponent	SIU	OPP
S5	at Murray State	L	13 41
S12	at Tennessee-Martin	W	36 7
S19	Northern Iowa	W	27 20
S26	at Illinois State	L <sup>(OT)</sup>	38 41
O3	SW Texas State	L	25 30
O10	at Youngstown State	L	21 34
O17	Western Illinois	L	3 13
O24	Indiana State	L	21 27
O31	at Missouri State	L	13 28
N7	at Western Kentucky	L	28 48
N14	Southeast Missouri State	W	34 7

**1999**

**Won 5, Lost 6 (1-5 in Gateway, 7th)**

**Head Coach: Jan Quarless**

Date	Opponent	SIU	OPP
S2	at Southeast Missouri State	W	43 25
S11	Murray State	W	58 51
S18	at Eastern Illinois	W	34 6
S25	at Northern Iowa	L	14 34
O2	at South Florida	L	14 21
O9	Youngstown State	L <sup>(OT)</sup>	37 43
O16	at Western Illinois	L	27 68
O23	Illinois State	L	48 55
O30	Missouri State	W	52 49
N6	at Indiana State	L	45 66
N20	Western Kentucky	W	52 14

**2000**

**Won 3, Lost 8 (2-4 in Gateway, Tied 5th)**

**Head Coach: Jan Quarless**

Date	Opponent	SIU	OPP
A31	at Murray State	L	20 42
S9	Southeast Missouri State	L	33 34
S16	Northern Iowa	W	34 14
S23	at Kansas	L	0 42
O7	Western Illinois	L	17 42
O14	Drake	W	35 23
O21	at Missouri State	L	9 27
O28	at Illinois State	L	17 27
N4	Indiana State	L	22 23
N11	at Youngstown State	W	21 20
N18	at Western Kentucky	L	0 22

**2001**

**Won 1, Lost 10 (1-6 in Gateway, 7th)**

**Head Coach: Jerry Kill**

Date	Opponent	SIU	OPP
S8	at Southeast Missouri State	L	5 24
S22	Murray State	L	20 24
S29	at Western Illinois	L	21 38
O6	Illinois State	W	23 17
O13	at Northern Iowa	L	14 19
O20	Eastern Illinois	L	21 49
O27	at Indiana State	L	14 20
N3	Youngstown State	L	7 31
N10	Missouri State	L	24 25
N17	at Western Kentucky	L	6 36
N24	at Baylor	L	12 56

**2002**

**Won 4, Lost 8 (2-5 in Gateway, Tied 6th)**

**Head Coach: Jerry Kill**

Date	Opponent	SIU	OPP
A29	Kentucky Wesleyan	W	78 0
S7	Southeast Missouri State	L	14 21
S14	at Murray State	L	24 42
S21	West Virginia Tech	W	72 21
S28	at Eastern Michigan	L <sup>(2OT)</sup>	45 48
O5	Western Illinois	W	54 52
O12	Northern Iowa	W	42 13
O19	at Illinois State	L	14 35
O26	at Missouri State	L	28 38
N2	at Youngstown State	L	9 21
N9	Indiana State	L	14 21
N16	Western Kentucky	L	16 48

**2003**

**Won 10, Lost 2 (6-1 in Gateway, Tied 1st)**

**Head Coach: Jerry Kill**

Date	Opponent	SIU	OPP
A28	Quincy	W	64 14
S6	at Southeast Missouri State	W	28 7
S13	Murray State	W	32 7
S27	St. Joseph's	W	75 0
O4	at Indiana State	W	37 14
O11	Illinois State	W	45 17
O18	at Western Illinois	W	37 32
O25	Missouri State	W	20 6
N1	at Western Kentucky	W	28 24
N8	Youngstown State	W	24 17
N15	at Northern Iowa	L	40 43
<u>NCAA Division I-AA Playoffs</u>			
N29	at Delaware	L	7 48

**2004**

**Won 10, Lost 2 (7-0 in Gateway, 1st)**

**Head Coach: Jerry Kill**

Date	Opponent	SIU	OPP
S2	Southeast Missouri State	W	42 3
S11	at Northern Illinois	L	22 23
S18	William Penn	W	59 9
S25	at Delaware State	W	49 0
O2	Northern Iowa	W	40 36
O9	at Youngstown State	W	37 2
O16	Western Kentucky	W	38 10
O23	at Missouri State	W	27 3
O30	Western Illinois	W	66 13
N6	at Illinois State	W	41 14
N13	Indiana State	W	59 10
<u>NCAA Division I-AA Playoffs</u>			
N27	Eastern Washington	L	31 35

**2005**

**Won 9, Lost 4 (5-2 in Gateway, Tied 1st)**

**Head Coach: Jerry Kill**

Date	Opponent	SIU	OPP
S1	at Southeast Missouri State	W	58 23
S10	Union (Ky.)	W	82 7
S17	at Western Michigan	L	28 34
O1	Missouri State	W <sup>(OT)</sup>	30 23
O8	at Western Illinois	W	34 24
O15	Illinois State	L	35 61
O22	at Indiana State	W	42 20
O27	at Western Kentucky	W	31 20
N5	Youngstown State	W	31 17
N12	at Northern Iowa	L	24 25
N19	North Dakota State	W	9 0
<u>NCAA Division I-AA Playoffs</u>			
N26	at Eastern Illinois	W	21 6
D3	at Appalachian State	L	24 38

**History of Overtime Games (2-3)**

Date	Opponent	Result
Oct. 14, 1995	Missouri State	1OT W 33-30
Sept. 26, 1998	at Illinois State	1OT L 41-38
Oct. 9, 1999	Youngstown State	1OT L 43-37
Sept. 28, 2002	at Eastern Michigan	2OT L 48-45
Oct. 1, 2005	Missouri State	1OT W 30-23

# Series Scores Versus All Opponents

\*Home game  
•Neutral site

**Akron 1-1**  
(H: 1-0, A: 0-1)

Year	SIU	OPP
1971	L 21	43
1973*	W 14	13

**Appalachian State 0-1**  
(H: 0-0, A: 0-1)

Year	SIU	OPP
2005	L 24	38

**Arkansas State 9-27-1**  
(H: 5-12-1, A: 4-15)

Year	SIU	OPP
1915	L 0	16
1926*	W 10	0
1927	L 0	14
1935*	L 0	7
1936*	L 3	7
1938*	W 6	0
1939	L 0	7
1940*	W 7	0
1941	W 27	0
1945	W 6	0
1945*	T 6	6
1946*	L 12	14
1947	W 12	7
1948*	L 21	27
1950	L 0	46
1951*	L 0	68
1957*	L 6	13
1970	L 3	27
1971*	W 21	14
1975	L 12	35
1976*	L 10	41
1977	L 6	21
1978*	L 24	26
1979	L 16	24
1982*	L 30	35
1983	W 35	28
1984*	L 0	19
1985	L 12	41
1986	L 7	22
1987*	L 9	33
1988*	W 45	43
1989	L 23	28
1990*	L 17	20
1992	L 38	42
1993	L 6	27
1994	L 14	41
1995	L 9	14

**Baylor 0-1**  
(H: 0-0, A: 0-1)

Year	SIU	OPP
2001	L 12	56

**Bowling Green State 0-8**  
(H: 0-4, A: 0-4)

Year	SIU	OPP
1959*	L 14	23
1960	L 6	27
1961*	L 0	20
1962	L 0	21
1963*	L 6	31
1964	L 12	35
1975*	L 6	38
1976	L 7	35

**Bradley 2-1-1**  
(H: 1-0-1, A: 1-1)

Year	SIU	OPP
1955*	T 7	7
1956	L 20	26
1969	W 36	14
1970*	W 69	3

**Central Arkansas 1-0**  
(H: 1-0, A: 0-0)

Year	SIU	OPP
1996*	W 24	12

**Central Florida 0-1**  
(H: 0-0, A: 0-1)

Year	SIU	OPP
1990	L 14	49

**Central Michigan 7-7**  
(H: 4-3, A: 3-4)

Year	SIU	OPP
1951*	L 13	34
1952	L 7	55
1953*	L 6	19
1954	L 0	33
1955*	W 14	13
1956	L 13	32
1957*	L 12	21
1958	W 24	7
1959*	W 51	20
1960	W 28	17
1961*	W 18	0
1962	W 43	6
1971*	W 35	8
1974	L 0	42

**Austin Peay 5-2**  
(H: 2-2, A: 3-0)

Year	SIU	OPP
1938*	L 9	12
1939*	L 6	25
1957	W 25	12
1986*	W 24	17
1987	W 10	3
1991	W 21	17
1992*	W 37	7

**Ball State 3-4-1**  
(H: 3-1, A: 0-3-1)

Year	SIU	OPP
1965	L 19	30
1966*	L 14	15
1967	L 6	24
1969*	W 48	27
1970	L 17	24
1971*	W 33	8
1972*	W 13	7
1973	T 16	16

**Baylor 0-1**  
(H: 0-0, A: 0-1)

Year	SIU	OPP
2001	L 12	56

**Bowling Green State 0-8**  
(H: 0-4, A: 0-4)

Year	SIU	OPP
1959*	L 14	23
1960	L 6	27
1961*	L 0	20
1962	L 0	21
1963*	L 6	31
1964	L 12	35
1975*	L 6	38
1976	L 7	35

**Bradley 2-1-1**  
(H: 1-0-1, A: 1-1)

Year	SIU	OPP
1955*	T 7	7
1956	L 20	26
1969	W 36	14
1970*	W 69	3

**Central Arkansas 1-0**  
(H: 1-0, A: 0-0)

Year	SIU	OPP
1996*	W 24	12

**Central Florida 0-1**  
(H: 0-0, A: 0-1)

Year	SIU	OPP
1990	L 14	49

**Central Michigan 7-7**  
(H: 4-3, A: 3-4)

Year	SIU	OPP
1951*	L 13	34
1952	L 7	55
1953*	L 6	19
1954	L 0	33
1955*	W 14	13
1956	L 13	32
1957*	L 12	21
1958	W 24	7
1959*	W 51	20
1960	W 28	17
1961*	W 18	0
1962	W 43	6
1971*	W 35	8
1974	L 0	42

**Dayton 3-2-1**  
(H: 0-1-1, A: 3-1)

Year	SIU	OPP
1967*	L 14	34
1968	W 18	17
1971	W 31	14
1972*	T 6	6
1973	L 19	23
1974	W 38	16

**Delaware 0-1**  
(H: 0-0, A: 0-1)

Year	SIU	OPP
2003	L 7	48

**Delaware State 1-0**  
(H: 0-0, A: 1-0)

Year	SIU	OPP
2004	W 49	0

**Delta State 0-1**  
(H: 0-1, A: 0-0)

Year	SIU	OPP
1987*	L 16	24

**Drake 11-13**  
(H: 6-6, A: 5-7)

Year	SIU	OPP
1961*	L 0	7
1962	L 13	14
1964	W 28	19
1965*	L 12	28
1966	L 7	30
1967*	W 45	17
1968	W 21	20
1969*	L 17	19
1970	L 9	21
1971*	W 34	32
1972	L 9	19
1973*	W 37	20
1975*	L 27	38
1976	W 27	15
1977*	L 9	13
1978	L 14	38
1979	W 22	21
1980	W 34	28
1981*	L 17	22
1982*	W 24	17
1983*	W 28	9
1984	L 17	20
1985	L 6	31
2000*	W 35	23

**East Carolina 2-8**  
(H: 1-3, A: 1-5)

Year	SIU	OPP
1966*	W 31	13
1967	L 8	21
1969*	L 3	17
1970	W 14	12
1972	L 0	16
1973*	L 25	42
1974	L 16	17
1975*	L 7	41
1976	L 14	49
1977	L 0	33

**Eastern Illinois 37-25-1**  
(H: 21-11, A: 16-14-1)

Year	SIU	OPP
1913*	L 12	56
1914*	L 7	25
1915*	W 41	0
1916	L 7	19
1917	L 0	24
1921*	W 2	0
1922*	L 6	22
1923	L 0	24
1924*	W 7	0
1926*	W 23	0
1927	L 2	14
1928*	L 0	18
1929	L 6	9
1930*	W 2	0
1931	W 6	0
1932*	W 25	0
1933	W 19	0
1934*	W 13	6
1935	W 13	9
1936*	W 13	7
1937*	W 3	0
1938	L 0	15
1939*	L 7	12
1940	L 6	25
1941*	W 41	0
1942	W 26	6
1944*	W 15	12
1945	T 0	0
1946*	W 29	0
1947*	W 33	13
1948	L 0	38
1949*	L 13	26
1950	L 7	21
1951*	L 19	47
1952	W 22	7
1953*	W 6	0
1954	W 20	6
1955	W 26	13
1956	W 32	0
1957*	W 27	6
1958	W 29	8
1959*	W 7	0
1960	W 52	8
1961*	W 33	6
1979*	L 14	22
1980*	W 37	35
1982	L 7	20
1983*	W 17	14
1984	W 48	40
1985*	W 42	13
1986*	L 7	52
1987	W 32	27
1988	L 3	34
1989*	W 20	17
1990	L 3	14
1991*	W 31	30
1992	W 47	46
1993*	L 35	42
1994	L 3	24
1995*	L 21	42
1999	W 34	6
2001	L 21	49
2005	W 21	6

**Eastern Michigan 6-7**  
(H: 4-3, A: 2-4)

Year	SIU	OPP
1950*	W 44	13
1951	L 7	47
1952*	L 6	30
1953	L 0	39
1954*	L 0	20
1955*	L 2	7
1956*	W 14	7
1957	L 7	21
1958*	W 13	9
1959	W 41	14
1960*	W 66	8
1961	W 20	14
2002	L <sup>OT</sup> 45	48

**Eastern Washington 0-1**  
(H: 0-1, A: 0-0)

Year	SIU	OPP
2004	L 31	35

**Evansville 2-6**  
(H: 2-2, A: 0-4)

Year	SIU	OPP
1940	L 7	13
1941*	W 14	0
1946	L 9	20
1947*	L 0	7
1958*	W 34	14
1959	L 8	20
1963	L 14	15
1964*	L 0	2

**Florida State 0-1**  
(H: 0-0, A: 0-1)

Year	SIU	OPP
1982	L 8	59

**Fresno State 1-2**  
(H: 0-1, A: 1-1)

Year	SIU	OPP
1980*	L 14	31
1981	W 24	18
1987	L 0	35

**Hillsdale 1-0**  
(H: 1-0, A: 0-0)

Year	SIU	OPP
1962*	W 13	6

**Illinois 0-2**  
(H: 0-0, A: 0-2)

Year	SIU	OPP
1985	L 25	28
1990	L 21	56

**Illinois-Chicago 1-1**  
(H: 1-0, A: 0-1)

Year	SIU	OPP
1916	L 0	28
1928*	W 7	0

2003 • 2004 • 2005 GATEWAY CHAMPIONS

**Illinois Wesleyan**  
**2-5-1**  
(H: 2-2-1, A: 0-3)

Year	SIU	OPP
1928*	W 12	0
1929*	T 0	0
1932	L 0	7
1934*	L 2	6
1935*	L 0	20
1938	L 0	19
1955	L 13	14
1956*	W 40	0

**Indiana State**  
**20-23**  
(H: 12-9, A: 8-14)

Year	SIU	OPP
1944	L 6	55
1947	L 6	21
1948*	W 20	6
1949	L 7	9
1949*	W 41	14
1950*	W 20	0
1969*	W 20	7
1971	L 3	17
1972*	L 3	31
1973	L 17	36
1974	L 8	10
1975*	L 21	3
1976	W 21	2
1977*	L 9	14
1978	W 28	7
1979*	W 41	38
1980	L 6	19
1981	W 17	3
1982*	W 21	9
1983	W 34	21
1983*	W 23	7
1984*	L 10	17
1985	L 38	41
1986*	W 16	14
1987	L 15	24
1988*	W 10	7
1989	L 24	35
1990*	W 20	17
1991	W 30	23
1992*	W 42	35
1993	W 35	26
1994*	L 14	27
1995	L 3	52
1996*	L 13	24
1997	L 14	19
1998*	L 21	27
1999	L 45	66
2000*	L 22	23
2001	L 14	20
2002*	L 14	21
2003	W 37	14
2004*	W 59	10
2005	W 42	20

**Kansas**  
**0-3**  
(H: 0-0, A: 0-3)

Year	SIU	OPP
1986	L 23	35
1987	L 15	16
2000	L 0	42

**Kentucky**  
**0-1**  
(H: 0-0, A: 0-1)

Year	SIU	OPP
1988	L 10	24

**Kentucky State**  
**1-0**  
(H: 1-0, A: 0-0)

Year	SIU	OPP
1989*	W 54	12

**Kentucky Wesleyan**  
**1-0**  
(H: 1-0, A: 0-0)

Year	SIU	OPP
2002*	W 78	0

**Lamar**  
**5-3**  
(H: 4-0, A: 1-3)

Year	SIU	OPP
1968*	W 24	7
1969	L 16	20
1970*	W 32	16
1972	L 0	7
1975	L 10	30
1976*	W 19	7
1977*	W 9	5
1978	W 22	20

**Lincoln**  
**3-3**  
(H: 2-3, A: 1-0)

Year	SIU	OPP
1962	W 13	0
1963*	W 47	8
1964*	L 21	23
1965*	L 6	9
1967*	L 10	19
1985*	W 63	0

**Long Beach State**  
**0-2**  
(H: 0-1, A: 0-1)

Year	SIU	OPP
1974	L 7	32
1975*	L 24	31

**Louisiana Tech**  
**0-1**  
(H: 0-0, A: 0-1)

Year	SIU	OPP
1991	L 16	48

**Louisville**  
**3-7**  
(H: 1-3, A: 2-4)

Year	SIU	OPP
1963	W 13	7
1964	W 7	6
1965	L 0	13
1966*	L 7	16
1967	L 0	26
1968*	L 10	33
1969	L 13	17
1970*	W 31	28
1971	L 14	24
1972*	L 16	20

**Marshall**  
**2-0**  
(H: 1-0, A: 1-0)

Year	SIU	OPP
1976	W 44	16
1978*	W 15	14

**McKendree**  
**14-6-2**  
(H: 9-2, A: 5-4-2)

Year	SIU	OPP
1916*	W 34	0
1917*	W 33	7
1917	W 27	0
1919	W 15	7
1919*	W 34	0
1921	L 0	20
1921*	W 7	0
1922	L 6	19
1923*	W 20	7
1924	L 6	42
1925*	L 0	6
1926	T 0	0
1927*	W 6	0
1929	W 12	6
1930*	W 44	12
1931	W 7	0
1932*	L 7	20
1933	L 0	13
1934*	W 19	12
1935	T 12	12
1936*	W 13	0
1937	W 19	10

**McNeese State**  
**0-2**  
(H: 0-0, A: 0-2)

Year	SIU	OPP
1976	L 0	38
1981	L 12	27

**Mississippi**  
**0-1**  
(H: 0-0, A: 0-1)

Year	SIU	OPP
1994	L 3	59

**Missouri-Rolla**  
**3-2**  
(H: 1-1, A: 2-1)

Year	SIU	OPP
1937	L 0	27
1953*	L 7	28
1954	W 27	13
1960*	W 34	14
1961	W 44	0

**Missouri State**  
**12-16**  
(H: 6-7, A: 5-9, N: 1-0)

Year	SIU	OPP
1965*	W 19	6
1966	W 19	0
1968•	W 68	6
1969*	W 41	7
1982*	W 28	7
1983	W 24	6
1984	L 6	31
1985*	L 28	40
1986	W 35	14
1987*	L 13	18
1988	L 24	28
1989*	L 25	31
1990	L 7	31
1991*	L 13	17
1992	L 12	51
1993*	L 17	22
1994	L 27	33
1995*	W <sup>OT</sup> 33	30
1996	L 17	24
1997*	L 36	35
1998	L 13	28

1999*	W 52	49
2000	L 9	27
2001*	L 24	25
2002	L 28	38
2003*	W 20	6
2004	W 27	3
2005*	W <sup>OT</sup> 30	23

**Murray State**  
**8-10-2**  
(H: 6-2-2, A: 2-8)

Year	SIU	OPP
1927	L 3	6
1928*	T 0	0
1929	L 12	13
1930*	W 25	6
1932*	T 0	0
1933	L 0	13
1986	W 31	0
1988*	W 28	21
1989	L 11	24
1990*	W 45	7
1991	W 31	27
1995*	L 3	35
1996	L 38	48
1997*	W 24	20
1998	L 13	41
1999*	W 58	51
2000	L 20	42
2001*	L 20	24
2002	L 24	42
2003*	W 32	7

**Nevada-Reno**  
**1-1**  
(H: 1-0, A: 0-1)

Year	SIU	OPP
1983*	W 23	7
1989	L 3	41

**New Mexico State**  
**4-3**  
(H: 3-0, A: 1-3)

Year	SIU	OPP
1974	L 9	28
1977	L 7	29
1978*	W 43	39
1979*	W 45	28
1980	L 17	18
1981	W 23	15
1983*	W 41	3

**Nicholls State**  
**1-1**  
(H: 1-0, A: 0-0)

Year	SIU	OPP
1995*	W 48	20
1997	L 0	33

**North Dakota State**  
**1-0**  
(H: 1-0, A: 0-0)

Year	SIU	OPP
1963*	W 20	15

**North Texas**  
**0-4**  
(H: 0-3, A: 0-1)

Year	SIU	OPP
1962*	L 30	55
1964*	L 13	14
1966	L 6	53
1967*	L 0	37

**NE Missouri State**  
**3-0**  
(H: 2-0, A: 1-0)

Year	SIU	OPP
1945	W 13	11
1946*	W 6	0
1967*	W 18	7

**North Dakota State**  
**13-28-1**  
(H: 1-0, A: 0-0)

Year	SIU	OPP
2005*	W 9	0

**Northern Illinois**  
**13-28-1**  
(H: 9-12, A: 4-16-1)

Year	SIU	OPP
1931*	W 7	6
1932	T 0	0
1933*	W 13	0
1934	W 6	0
1935*	L 0	28
1936	L 2	14
1937*	L 0	7
1938	L 0	26
1939*	L 0	13
1940	L 6	20
1941*	W 14	7
1942	L 0	34
1944*	L 12	13
1945	L 7	13
1946*	L 0	10
1947*	W 20	0
1948	L 7	25
1949*	L 6	20
1950	L 20	44
1951*	L 7	14
1952	L 7	21
1953*	W 27	14
1954	L 7	24
1955*	W 20	0
1956	W 28	13
1957*	W 45	19
1958	L 7	17
1959*	L 15	20
1960	W 21	20
1961*	W 35	6
1973	L 28	34
1974*	L 7	17
1975	L 12	52
1976*	W 54	0
1977	L 0	28
1978*	L 13	14
1979	W 21	11
1980*	L 17	20
1988*	L 9	10
1989	L 24	29
1993	L 15	45
2004	L 22	23

**Ohio Wesleyan**  
**1-0**  
(H: 1-0, A: 0-0)

Year	SIU	OPP
1960*	W 30	13

**Northern Iowa**  
**10-14**  
(H: 8-4, A: 2-10)

Year	SIU	OPP
1965*	W 23	16
1966	W 30	7
1983	W 52	9
1984*	W 40	10
1986*	W 27	24
1987	L 3	20
1988*	L 21	24
1989	L 14	38
1990	L 9	30
1991*	W 21	20

1992*	L 25	30
1993	L 7	49
1994*	L 7	39
1995	L 0	13
1996*	L 7	33
1997	L 27	28
1998*	W 27	20
1999	L 14	34
2000*	W 34	14
2001	L 14	19
2002*	W 42	13
2003	L 40	43
2004*	W 40	36
2005	L 24	25

**Northern Michigan**  
**3-4**  
(H: 3-1, A: 0-3)

Year	SIU	OPP
1962	L 9	14
1963*	W 27	0
1964	L 18	33
1965*	L 6	24
1966	L 0	34
1968*	W 23	20
1974*	W 14	9

**Ohio**  
**0-1**  
(H: 0-0, A: 0-1)

Year	SIU	OPP
1960	L 6	48

**Oklahoma State**  
**0-1**  
(H: 0-0, A: 0-1)

Year	SIU	OPP
1973	L 7	70

**Quincy**  
**1-0**  
(H: 1-0)

Year	SIU	OPP
2003	W* 64	14

**Saint Louis**  
**0-5**  
(H: 0-1, A: 0-4)

Year	SIU	OPP
1914	L 0	18
1915*	L 0	24
1916	L 0	7
1917	L 0	26
1927	L 6	20

**St. Joseph's**  
**1-0**  
(H: 1-0, A: 0-0)

Year	SIU	OPP
2003	W 75	0

2003 • 2004 • 2005 GATEWAY CHAMPIONS

**St. Viator**  
**3-3**  
(H: 2-1, A: 1-2)

Year	SIU	OPP
1929	W 6	0
1930*	W 12	0
1934*	W 14	0
1935	L 7	20
1936*	L 2	7
1937	L 0	14

**Scott Field**  
**5-1**  
(H: 5-1, A: 0-0)

Year	SIU	OPP
1925*	L 0	6
1928*	W 33	0
1930*	W 39	0
1931*	W 19	0
1932*	W 32	0
1947*	W 58	0

**Shurtleff**  
**9-8-1**  
(H: 7-4-1, A: 2-4)

Year	SIU	OPP
1913*	W 14	7
1914*	W 16	12
1914	L	N/A
1915*	W 80	0
1919*	L 0	7
1921*	T 7	7
1922	L 0	7
1923*	W 12	7
1924*	L 10	14
1925*	L 0	7
1926	L 0	20
1927*	W 7	0
1928	W 12	7
1929*	W 3	0
1930	W 32	0
1931*	L 0	6
1932	L 0	6
1933*	W 2	0

**South Carolina**  
**0-1**  
(H: 0-0, A: 0-1)

Year	SIU	OPP
1990	L 13	38

**South Florida**  
**1-1**  
(H: 0-0, A: 1-1)

Year	SIU	OPP
1997	W 23	10
1999	L 14	21

**SE Missouri State**  
**30-36-8**  
(H: 15-18-4, A: 15-18-4)

Year	SIU	OPP
1913	L 14	17
1915	W 19	0
1915*	W 24	7
1916*	W 34	0
1916	W 31	0
1919	L 0	4
1921	L 0	13
1921*	T 0	0
1922	L 9	12
1922*	L 7	12
1923	W 13	0
1923*	L 12	13
1924	W 17	14

1924*	W 23	0
1925	L 0	10
1925*	T 0	0
1926*	T 0	0
1926	W 7	0
1927*	T 6	6
1927	T 0	0
1928	T 6	6
1929*	W 7	0
1930	W 12	6
1930*	W 19	0
1931	W 6	0
1931*	W 12	0
1932*	L 0	19
1932	T 0	0
1933	T 0	0
1933*	L 9	12
1934*	L 6	14
1934	L 0	32
1935*	L 0	7
1935	L 0	14
1936*	L 4	6
1937	L 0	14
1937*	L 0	13
1938*	L 0	27
1938	W 6	0
1939	L 2	9
1939*	L 0	24
1940*	W 14	13
1940	L 0	6
1941	L 7	14
1942*	L 7	26
1944	L 7	26
1946*	L 13	20
1947	W 20	13
1948*	W 25	13
1949	L 7	25
1949*	W 14	7
1950*	L 0	10
1951	L 6	45
1952*	L 0	20
1953	L 6	32
1954*	L 6	7
1955	L 0	7
1983*	W 56	7
1984	W 27	16
1985*	W 51	13
1991	W 28	27
1992*	W 44	35
1994*	L 14	24
1995	W 30	27
1996*	W 34	17
1997	L 17	28
1998*	W 34	7
1999	W 43	25
2000*	L 33	34
2001	L 5	24
2002*	L 14	21
2003	W 28	7
2004*	W 42	3
2005	W 58	23

**Temple**  
**1-1**  
(H: 0-0, A: 1-1)

Year	SIU	OPP
1974	L 16	59
1977	W 24	20

**Tennessee-Martin**  
**6-1**  
(H: 4-1, A: 2-0)

Year	SIU	OPP
1927*	W 37	17
1928	W 32	0
1941*	W 34	0
1942*	W 41	6
1994*	L 26	35
1996*	W 27	14
1998	W 36	7

**Tennessee State**  
**1-1**  
(H: 0-1, A: 1-0)

Year	SIU	OPP
1979	W 18	16
1981*	L 14	17

**Texas A&I**  
**0-1**  
(H: 0-0, A: 0-1)

Year	SIU	OPP
1962	L 10	14

**Toledo**  
**0-3**  
(H: 0-1, A: 0-2)

Year	SIU	OPP
1963	L 0	14
1964*	L 8	27
1993	L 28	49

**Troy State**  
**0-2**  
(H: 0-1, A: 0-1)

Year	SIU	OPP
1991	L 13	30
1992*	L 13	30

**Louisiana-Lafayette**  
**3-4**  
(H: 2-0, A: 1-4)

Year	SIU	OPP
1975	L 10	27
1977	L 0	24
1978	W 10	9
1979*	W 17	7
1980	L 3	21
1981*	W 41	0
1982	L 10	20

**SW Texas State**  
**0-1**  
(H: 0-1, A: 0-0)

Year	SIU	OPP
1998*	L 25	30

**Tampa**  
**1-3**  
(H: 0-2, A: 1-1)

Year	SIU	OPP
1968	W 23	20
1969*	L 0	31
1972	L 0	44
1973*	L 23	25

**Tennessee State**  
**1-1**  
(H: 0-1, A: 1-0)

Year	SIU	OPP
1979	W 18	16
1981*	L 14	17

**Wayne State**  
**0-2**  
(H: 0-0, A: 0-2)

Year	SIU	OPP
1948	L 0	26
1949	L 7	48

**Western Carolina**  
**1-0**  
(N: 1-0)

Year	SIU	OPP
1983	W 43	7

**Western Illinois**  
**14-33-4**  
(H: 7-17-1, A: 7-16-3)

Year	SIU	OPP
1933*	W 45	0
1936	T 7	7
1937*	L 0	17
1938	L 0	19
1939*	L 7	20
1940	T 6	6
1941*	T 6	6
1942	L 0	26
1944	W 25	6
1944*	W 39	0
1945*	W 13	6
1946	W 19	7
1947	W 7	0
1948*	L 7	13
1949	L 0	35
1950*	L 7	25
1951	L 12	54
1952*	L 7	38
1953	L 19	47
1954*	L 17	19
1955	T 13	13
1956*	L 7	21
1957	L 13	23
1958*	W 32	31
1959	L 6	33
1960*	W 21	12
1961	L 13	22
1982	W 38	7

**Tulsa**  
**2-7**  
(H: 1-2, A: 1-5)

Year	SIU	OPP
1963	L 6	49
1964	L 7	63
1965*	L 12	55
1967*	W 16	13
1968	L 3	20
1980*	L 7	41
1981	W 36	34
1982	L 3	22
1984	L 10	23

**Union (Ky.)**  
**1-0**  
(H: 1-0, A: 0-0)

Year	SIU	OPP
2005*	W 82	7

**Washburn**  
**1-0**  
(H: 1-0, A: 0-0)

Year	SIU	OPP
1993*	W 46	14

**Washington & Lee**  
**1-0**  
(H: 1-0, A: 0-0)

Year	SIU	OPP
1958*	W 36	7

**Washington, Mo.**  
**0-7**  
(H: 0-3, A: 0-3)

Year	SIU	OPP
1914	L 0	66
1915	L 6	25
1952*	L 14	19
1953	L 6	28
1954*	L 14	25
1955*	L 13	32
1956	L 0	26

**Wayne State**  
**0-2**  
(H: 0-0, A: 0-2)

Year	SIU	OPP
1948	L 0	26
1949	L 7	48

**Western Carolina**  
**1-0**  
(N: 1-0)

Year	SIU	OPP
1983	W 43	7

**Western Michigan**  
**0-1**  
(H: 0-0, A: 0-1)

Year	SIU	OPP
2005	L 28	34

**West Texas State**  
**4-4**  
(H: 3-2, A: 1-2)

Year	SIU	OPP
1976*	W 21	17
1977	L 9	28
1978*	W 17	3
1979	L 0	14
1980*	L 20	23
1981	W 29	22
1982*	W 17	13
1984*	L 17	24

**West Virginia State**  
**2-0**  
(H: 2-0, A: 0-0)

Year	SIU	OPP
1958*	W 19	0
1959*	W 19	0

**West Virginia Tech**  
**1-0**  
(H: 1-0, A: 0-0)

Year	SIU	OPP
2002*	W 72	21

1983	W 38	6
1984*	L 24	34
1985	L 7	14
1986*	L 21	24
1987*	L 15	21
1988	L 13	17
1989*	L 7	14
1990*	L 22	24
1991	L 20	21
1992*	L 42	50
1993	L 13	14
1994*	L 21	24
1995	L 7	19
1996*	L 19	26
1997	L 26	31
1998*	L 3	13
1999	L 27	68
2000*	L 17	42
2001	L 21	38
2002*	W 54	52
2003	W 37	32
2004*	W 66	13
2005	W 34	24

**Western Kentucky**  
**6-8**  
(H: 3-3, A: 3-5)

Year	SIU	OPP
1992	L 39	41
1993*	L 24	51
1994	W 10	7
1995*	W 30	28
1996	L 37	51
1997*	L 52	31
1998	L 28	48
1999*	W 52	14
2000	L 0	22
2001	L 6	36
2002*	L 16	48
2003	W 28	24
2004*	W 38	19
2005	W 31	20

**Wisconsin-Lacrosse**  
**1-0**  
(H: 1-0, A: 0-0)

Year	SIU	OPP
1961*	W 47	13

**Xavier Ohio**  
**1-0**  
(H: 1-0, A: 0-0)

Year	SIU	OPP
1973*	W 73	7

**Youngstown State**  
**7-9-1**  
(H: 4-4-1, A: 3-5)

Year	SIU	OPP
1965	L 7	9
1966*	T 21	21
1967	L 3	29
1968*	L 15	18
1969	W 43	14
1970*	W 45	20
1986*	W 24	17
1988	L 14	31
1997*	L 10	34
1998	L 21	34
1999*	L <sup>OT</sup> 37	43
2000	W 20	21
2001*	L 7	31
2002	L 9	21
2003*	W 24	17
2004	W 37	2
2005*	W 31	17

**Wichita State**  
**3-8**  
(H: 3-2, A: 0-6)

Year	SIU	OPP
1965	L 0	27
1966*	W 17	7
1971*	L 24	26
1972	L 0	12
1975*	W 33	22
1978	L 7	33
1979*	W 31	7
1980	L 14	31
1981*	L 7	13
1983	L 6	28
1985	L 34	35

**William Penn**  
**1-0**  
(H: 1-0, A: 0-0)

Year	SIU	OPP
2004*	W 59	9

**Winston-Salem State**  
**1-0**  
(H: 1-0, A: 0-0)



## Saluki All-Time Roster

<b>A</b>	
Abbott, Courtney.....	2002-03
Abbott, Frank.....	1952-53
Abdulqaadir, Muhammad.....	2002-03
Abegg, Mike.....	1972-73, 76
Abromovitch, John.....	1955-57
Adams, Anwar.....	2001
Adams, Judsen.....	2002
Adams, Tony.....	1981-84
Agnew, Wally.....	1966
Aiken, David.....	1936
Albrecht, Melvin.....	1973
Allen, Barclay.....	1966-69
Allen, Charles.....	1978-81
Allen, Kellen.....	2002-05
Allen, Phillip.....	1922, 24
Allen, Robert.....	1925-28
Allison, Willard.....	1927-28
Amaya, Doug.....	1991
Ambrose, Tim.....	1968-70
Amitrano, John.....	1997, 98
Amos, Paul.....	2000
Anastasio, Tony.....	2001-02
Anderson, Greg.....	1981
Anderson, Jim.....	1966
Anderson, Matt.....	2001-02
Anderson, Terry.....	1969-71
Anderson, Tommy.....	1993-96
Anderson, Tony.....	1982-84
Anderson, Willie.....	1968
Andrews, Scott.....	1989-91
Angrum, Steve.....	1973-74
Antoine, Lionel.....	1969-71
Antwine, Houston.....	1957-60
Archibald, Bryan.....	1998-01
Arndt, Dwain.....	1933
Arnold, William.....	1944
Aronelli, Gene.....	1953
Ascencio, Jason.....	2000-01
Atherton, Hazel.....	1934
Atkinson, Harold.....	1932
Austin, Othe.....	1924

<b>B</b>	
Bailey, Alonzo.....	1984
Bailey, Andre.....	1997-99
Bailey, Lowell.....	1932
Bailey, Matory.....	1974-76
Baker, Aaron.....	1993-96
Baker, Carlin.....	1942
Baker, Cornell.....	1993-96
Baker, Guy.....	1917
Baldwin, Patrick.....	1994-95
Banbury, Mark.....	1983-86
Banks, LaVance.....	1991-93
Baptiste, Jean.....	1997-98
Barber, Scott.....	1988-90
Barclay, Allen.....	1966-69
Barger, Eugene.....	1936
Barnes, Ray.....	1997-98
Barr, William.....	1966
Barrett, Ed.....	1983
Barry, Mike.....	1967-68
Bartoni, Mike.....	1969
Barwinski, Joe.....	1976-79
Bass, Cecil.....	1914-15
Bates, Donald.....	1958-59
Battle, James.....	1959-62
Batura, Bob.....	1955-56
Baugh, Tom.....	1982-85
Baysinger, George.....	1947
Bean, Dennis.....	1986-87
Beard, Billy.....	2002-05
Bearden, James.....	1998-01
Beatty, Charles.....	1945
Beeler, Ryan.....	2005
Beimal, Robert.....	1973
Bell, Charles.....	1985-87
Bell, Edwin.....	1972-73
Bell, Evans.....	1972
Bellantoni, Michael.....	1976
Bellson, Mike.....	1991
Belshause, Hank.....	2005
Belton, Derrick.....	2005
Beltz, George.....	1944-47
Benedict, James.....	1944
Benne, Paul.....	1975-76
Bentsen, Kurt.....	1994

Berishaj, Martin.....	1999
Bergman, Kevin.....	1973
Berry, Robert.....	1932-33
Bertoni, Louis.....	1931-33
Bialata, Greg.....	1991
Bielecki, Rick.....	1978-80
Billups, Marvin.....	1987-89
Birkner, Carl.....	1945
Bishop, Ron.....	1952-56
Biskner, Frank.....	1973-74
Bixenstein, Vertus.....	1922
Bjorklund, Ray.....	1939-40
Blackmon, Richard.....	1981-83
Blade, Sherman.....	1968-70
Blair, Hanes.....	1919
Blair, Kenneth.....	1923
Blanchard, Bill.....	1965-66
Blanchard, Sidney.....	1983
Blazak, Ray.....	1953-54
Bleyer, Tony.....	1980-81
Blume, Charles.....	1974-77
Bobbitt, Harry.....	1961-63
Bobka, Louis.....	1949-51
Bock, David.....	1983-84
Boelte, Scott.....	1986-89
Bolger, David.....	1962-64
Bolton, Jim.....	1970
Bohannon, Brad.....	1993-96
Bonner, Coe.....	1995-97
Book, John.....	1934
Bookout, John.....	1988-92
Boren, Russell.....	1938
Boswell, Arie.....	1914-15
Boswell, Fred.....	1915
Bourque, Robert.....	1957, 59
Bowers, Tim.....	1951-53, 56
Bowman, Matt.....	1974
Boyd, Lawrence.....	1973-74, 76
Boyniewicz, James.....	1959
Brachear, Brad.....	2002-05
Bradham, Oakley.....	1929
Bradley, Brian.....	1988
Bradley, Mike.....	1968, 70
Brascia, Mike.....	1983-84
Brave, Randy.....	1986-87
Brida, John.....	1986-87
Brenzel, Fred.....	1948-50
Brewer, Alan.....	1990-93
Bricker, Eugene.....	1927-29
Bridges, Frank.....	1925-28
Brigham, Isaac.....	1964-66
Bright, Carroll.....	1917
Brimm, John.....	1923
Brimm, Ralph.....	1927
Brinson, Ronald.....	1975
Broadway, Charles.....	1935, 37
Brooks, Chris.....	2003-04
Brostrom, Paul.....	1958-61
Broussard, Brian.....	1997-00
Brown, Bill.....	1939-40
Brown, Bob.....	1949-50
Brown, Calvin.....	1993
Brown, Chontal.....	1987-89
Brown, Dan.....	1974-77
Brown, Eugene.....	1934
Brown, Greg.....	1990-93
Brown, Kevin.....	1985
Brown, Linton.....	2003-05
Brown, Paul.....	1930-32
Brown, Robert.....	1949-50
Brown, Takim.....	1993
Brown, Willie.....	1956-59
Browning, Al.....	1998

Bruegge, Michael.....	1974
Bruna, Tom.....	1957-60
Brune, Jeff.....	1996
Bruner, Brandon.....	2004
Bruno, Phillip.....	1949-51
Bryant, Stanley.....	2002-04
Bubin, Aaron.....	1997-98
Bucki, Walter.....	1999-02
Buckler, Jim.....	1950-51
Budde, Tom.....	1952
Buksas, Ed.....	1969
Bullaro, John.....	1963
Bullocks, Amos.....	1958-61
Bundy, William.....	1926-28
Bunge, Joe.....	1967-69
Bunting, Adam.....	2003-05
Burk, James.....	1955
Burke, Matthew.....	2000
Burnette, Brad.....	1999
Burnette, Jimmy.....	1986-87
Burroughs, Everett.....	1919
Burt, Emmitt.....	1971-73
Butler, Granville.....	1981-83
Buzard, Bill.....	1967-69
Byas, Aaron.....	1973-75
Byrd, Sidney.....	1983

<b>C</b>	
Cabutti, Leedio.....	1944-47
Cade, Harland.....	1936-38
Cager, Ken.....	1990-93
Cager, Kevin.....	1990-93
Cairns, Jon.....	2004-05
Caihamer, Kenneth.....	1977
Calhoun, Brian.....	1998
Call, Harold.....	1949-50
Call Pat.....	1984-86
Callahan, David.....	1977-79
Callier, Tim.....	1989
Calufetti, Lawrence.....	1940-42
Campbell, Harold.....	1972-73
Canada, Harry.....	1930-31
Canali, Charles.....	1967-71
Capone, Marcus.....	1997
Carbonaro, Mike.....	1985-87
Carney, Mellus.....	1978-80
Carpenter, Dick.....	1957-60
Carpenter, Karlton.....	1995-98
Carr, Frank.....	1983-85
Carr, Gerald.....	1978-80
Carson, Gilbert.....	1919-21
Carter, Edgar.....	1919
Carter, Faris.....	1926
Carter, Gary.....	1983-84
Casletton, Tom.....	1932
Catlin, John.....	1944-46
Catt, Harold.....	1936-38
Cernak, John.....	1977-80
Chambers, Mitchell.....	1971-72
Chaney, JJ.....	1990-93
Chapman, John.....	1930-31
Chase, Billy.....	2001
Chmielewski, Bill.....	1965
Clark, Louie.....	1921
Clark, Patrick.....	1997-99
Clark, Tommy.....	1942
Claxton, Luther.....	1996-99
Clifford, Paul.....	1938
Coachman, Royce.....	2000
Cochran, Mel.....	1950
Cockrell, Theodorick.....	1970-71
Coffin, Craig.....	2002-05
Coger, Fred.....	1960-61



Cornerback Yemi Akisanya (2002-04)

2003 • 2004 • 2005 GATEWAY CHAMPIONS

Colborn, Kyle .....	2003-05
Colborn, Robert .....	1946-49
Coleman, Mychael .....	1978-79
Collard, William .....	1948
Collins, Calvin .....	1942
Collins, Earl .....	1968-69
Collins, Fabray .....	1981-83
Collins, Mike .....	1980
Collins, Robert .....	1976-77, 79
Colvis, Mark .....	1969-70
Condill, James .....	1965
Coneset, Pete .....	1954
Connelly, Bill .....	1956
Cook, Joe .....	1986-88
Cook, John .....	1982-83
Cook, Stanton .....	1942
Cook, William .....	1973, 75-76
Cooley, J.D. .....	1949
Cooley, John .....	1933
Cooper, Jon .....	1988-91
Corbin, Bruce .....	1971-73
Corcoran, Yale .....	1963
Corker, Derrick .....	2000-02
Corn, John .....	1945, 47-48
Cortright, Tyler .....	1993-94
Cosgrove, Bill .....	1944, 46-48
Cosgrove, James .....	1940
Cotham, Terry .....	1966-69
Council, Leonard .....	1968-69
Courtois, Mark .....	1973-74
Cowley, Wayne .....	1973
Cox, Claude .....	1921-23
Cox, James .....	1987
Cox, Larry .....	1966
Cox, Paul .....	1923
Cox, Steve .....	1961-62
Cox, Verdie .....	1938-41
Crabbe, Collin .....	1998-99
Craddock, Oyd .....	1976-79
Craig, Don .....	1988-89
Craig, Cornell .....	1996-99
Crain, Percy .....	1934
Cravens, Jim .....	1992-95
Crawshaw, Gene Paul .....	1940-41
Creath, Don .....	1946
Crews, Darrell .....	1990-91
Crews, Karlyn .....	1949
Croft, Joe .....	1977-78
Cronin, David .....	1963-66
Cropp, Chester .....	1980-81
Cross, Don .....	1948-50
Crouch, Charles .....	1946-47
Crouse, Brad .....	1985-88
Crum, Bill .....	1945
Crutcher, William .....	1972
Cruz, Tim .....	1975, 77-78
Cummings, Keon .....	2005
Cummins, Herb .....	1948
Cunningham, Jean .....	1945
Cunningham, Mark .....	1973-74
Cunningham, Theodore .....	1965
<b>D</b>	
Dabney, Earl .....	1934-36
Dahlkamp, Steve .....	1990, 92-93
Daifallah, Aimin .....	1994
Dangutis, Gary .....	1944
Daniel, Donnell .....	1982-83
Davidson, Eugene .....	1945
Davidson, Steron .....	1999-02
Davis, Darren .....	1978-81
Davis, Galen .....	1946-48
Davis, Ira .....	1984-87
Davis, James .....	1980
Davis, Keith .....	1984

Davis, Mark .....	1983
Davis, Paul .....	1998
Davis, Willie .....	1986-89
Davison, Ralph .....	1931-33
Dawson, Gale .....	1959
Dawson, Richard .....	1957-58
DeBlasio, Vince .....	1987-88
Delaney, Brendon .....	2002
Delap, Frank .....	1913-15
De Rum, Lee .....	1984
De Volder, Martin .....	1976-77
Deason, Glenn .....	1932-36
Deason, Lester .....	1934-37
Deemer, Kenny .....	1991-92
Della Vecchia, Paul .....	1963
Deppeler, Brett .....	1992
Derickson, Forrace .....	1950
Derricotte, Rob .....	1986-89
DeTorres, Charles .....	1999-01
DeVinney, Kent .....	2003-05
Devor, Clifford .....	1932-33
Diamond, Steve .....	1986-87
Dickerson, Joel .....	1986-87
Dickey, Robert .....	1973, 75-76
Dickhut, Dale .....	1967-68
Dickson, James .....	1977
Dillow, Eugene .....	1940
Dismuke, John .....	1972-73, 75
Dixon, Darren .....	1983-84
Dixon, Ed .....	1971-73
Dobbs, Dan .....	1982
Dockweiler, Ed .....	1986
Dodd, Bob .....	1963
Dodd, Rob .....	1990
Dodge, Ray .....	1914-15
Doherty, John .....	1973-75
Dollenmaier, John .....	1990-91
Doolen, Bryan .....	1917, 19
Dopud, Mike .....	1988-91
Dorley, Doug .....	1995-96
Doty, Robert .....	1930
Douglass, Ryan .....	1999
Downey, Brian .....	1990-91
Doyle, Phillip .....	2002-05
Doyle, Ron .....	1998-01
Duckett, Justin .....	2004
Dufner, Mark .....	1970
Dukes, Melvin .....	1993-94
Dumas, Paul .....	1971-72
Duncan, David .....	1984
Dunn, Dennis .....	1993-94
Dunn, Lloyd .....	1951
Dunne, Paul .....	1922-24
DuPree, Edward .....	1940-41
Durham, Harry .....	1939
<b>E</b>	
Eaton, John .....	1935-36
Eaton, William .....	1944-45
Ebstein, Mike .....	1971-72
Echols, Keenan .....	2002
Echols, Vern .....	1942
Edelman, Ed .....	967-69
Edwards, Bob .....	1940-41
Edwards, Chris .....	1991-93
Edwards, Don .....	1942
Edwards, John .....	1985-86
Edwards, Kelly .....	1994-95
Edwards, Reggie .....	1986
Edwards, Ryan .....	2000-01
Egan, Alex .....	2001
Egan, Eric .....	1999, 2001-03
Eggers, Richard .....	1945
Ekstrom, Rick .....	1981
Eliasik, John .....	1965-66



Defensive end James Fields (2003-04)

Ellis, Raymond .....	1938-40
Ellis, Robert .....	1942
Ellis, Scott .....	1973
Emert, Jason .....	2005
Emery, Russell .....	1932-35
Ems, Bob .....	1950-54
Engelhart, Gerald .....	1944
English, Jason .....	1990
English, J.T. .....	1937-40
Enokian, Craig .....	1970-72
Entsminger, Tom .....	1921
Eovoldi, Frank .....	1927-30
Equi, Al .....	1965
Ernest, Gene .....	1951, 53-54
Eskoff, Gerry .....	1958, 61
Etheridge, Bob .....	1946-47
Etherton, Elbert .....	1913-15
Evans, Bill .....	1972
Evans, John .....	1996-99
Evans, Reginald .....	1976
Everhart, Scott .....	1999-02
Ewan, Joe .....	1965
Ewert, Ted .....	1968-70
<b>F</b>	
Fagan, Mike .....	1971-72
Fahrenhorst, Alan .....	1973-74
Farley, James .....	1977-79
Farrell, Mike .....	2005
Fashaw, Ed .....	1986
Faulkner, Derrick .....	1988-91
Fearn, Calvin .....	1956
Featherston, Dave .....	1980-81
Fegley, Paul .....	1933-34
Feirich, James .....	1932-33
Feller, Jesse .....	1913-15
Ferbrache, Shannon .....	1986-89
Ference, John .....	1965-66
Fernandez, Greg .....	1979-81cc
Ferrell, Bill .....	1951
Ferrell, Carl .....	1945

Field, Charles .....	1981-83
Field, John .....	1983-86
Fields, James .....	2003-04
Fields, Jay .....	1974-75
Fields, Jerohn .....	2003-04
Fienstein, Bernie .....	1959
Finn, Roscoe .....	1914-15
Finochio, Sam .....	1970
Fishel, Glenn .....	1921-23c
Fisher, Kris .....	1997
Flaharty, Loren .....	2001
Fleicher, Hugh .....	1974, 76-78
Flowers, Johnny .....	1973-76
Floyd, Raymond .....	1924-27
Flueckiger, Dustin .....	2003
Fly, Bill .....	1948, 52
Foley, Dan .....	1930
Foley, Ned .....	1924, 26-28
Followell, Ryan .....	1994
Fore, Jonah .....	1998-99
Foreman, Vaughn .....	1973
Forys, John .....	1973-75
Forys, Patrick .....	1972-74
Foster, Kenneth .....	1981-83
Foster, Luther .....	1978-80
Foster, Monty .....	1989-90
Fowler, Reggie .....	1994-97
Fox, Everett .....	1932-35
Fox, Robert .....	1944
Fox, Robert .....	1929-30
Francis, Mark .....	1988, 90-91
Franklin, Andrew .....	2003-04
Franks, John .....	1933
Franza, Joseph .....	1946
Frazier, Matthew .....	2000
Frazier, Erwin .....	1937-38
Freeberg, William .....	1938-41
Frentzel, Alan .....	1972
Frericks, Jerry .....	1961-63
Frey, Charles .....	1938-40
Frick, Brandon .....	1996-99



**2003 • 2004 • 2005 GATEWAY CHAMPIONS**

Frier, David ..... 1950  
 Fritzler, Mike ..... 2001-02  
 Frost, Levi ..... 2001  
 Fuller, Leland ..... 1915  
 Funches, Ransom ..... 1989-90  
 Funderburk, Junior ..... 1950-51  
 Furlong, Neal ..... 1979-80  
 Furr, Paul ..... 1913, 15

**G**

Gabbert, Scott ..... 1988-92  
 Gadson, Chris ..... 2001-02  
 Gagliano, Mark ..... 1993-96  
 Gaines, Earl ..... 1913-15  
 Gallagher, Dan ..... 1965  
 Gallapo, Michael ..... 1973  
 Galloway, Ralph ..... 1965-66  
 Gardner, Leo ..... 1921  
 Garrison, Gregg ..... 1971-72  
 Gates, Tony ..... 1972  
 Gazell, Larry ..... 1961-62  
 Geels, Ron ..... 1976-79  
 Geisel, Jerry ..... 1966  
 Gelch, John ..... 1953-56  
 George, Justin ..... 2001-04  
 Gerald, Stephen ..... 1995  
 Gersbacher, Raymond ..... 1915  
 Ghent, Ed ..... 1933, 35  
 Gher, Tom ..... 1945, 48-49  
 Gibson, Fred ..... 1988-90  
 Gibson, Percy ..... 1978-79  
 Gill, Jeff ..... 1990, 92-94  
 Gill, Scott ..... 1941  
 Given, Ryan ..... 1992-95  
 Givens, Greg ..... 1984, 86  
 Gleason, Kevin ..... 1984  
 Gleeson, Kevin ..... 2000-01  
 Glowaki, Chris ..... 1992  
 Goforth, Charles ..... 1921-22  
 Goforth, Phil ..... 2004-05  
 Gonzalez, Al ..... 1983-84  
 Goodman, Bill ..... 1950, 52  
 Goodman, Gregg ..... 1970-72

Goro, Charles ..... 1967-69  
 Goro, Mike ..... 1969-71  
 Graddy, Rod ..... 2000  
 Graefen, Chad ..... 1998-01  
 Graham, Garry ..... 1971  
 Grainger, Bill ..... 1968-69  
 Grammer, Bob ..... 1986-89  
 Grandt, David ..... 2001  
 Graves, Joe ..... 1986  
 Gray, James ..... 1932-34  
 Gray, Jermaine ..... 1993-95  
 Gray, Jim ..... 1969-70  
 Gray, Robert ..... 1937, 39  
 Green, Jared ..... 2004-05  
 Green, Mike ..... 1997  
 Green, Paul ..... 1940  
 Green, Terrence ..... 1983  
 Green, Tommy ..... 2002  
 Green, William ..... 1942  
 Greene, Douglas ..... 1941  
 Greer, Brian ..... 2001  
 Greer, Marcus ..... 1985  
 Gregory, Keith ..... 2000-01  
 Gribble, Valgene ..... 1951  
 Griggs, Mark ..... 1984  
 Groninger, Robert ..... 1949  
 Gross, June ..... 1947-48  
 Groves, Bill ..... 1939  
 Gruver, Brodie ..... 1994  
 Guiney, Bill ..... 1939-41  
 Gurley, Vernon ..... 1984-85  
 Gutierrez, Dan ..... 1997-98  
 Gutteridge, Troy ..... 1988, 90

**H**

Habbe, Bob ..... 1972-74  
 Habbe, Jon ..... 2005  
 Habbe, Randy ..... 1973-76  
 Hadfield, Bill ..... 1977  
 Hage, Joseph ..... 1974, 76  
 Haile, Gene ..... 1952  
 Hailey, Mark ..... 1973-74  
 Hailey, Russ ..... 1970-72

Hairston, Alex ..... 1994  
 Hale, Hamilton ..... 1916, 22-23  
 Hall, Hal ..... 1925, 28  
 Hall, John ..... 1976-78  
 Hall, Mario ..... 2000  
 Hall, Robert ..... 1962  
 Hallahan, Ryan ..... 1996-97  
 Hamby, Scott ..... 1991  
 Hamilton, Charles ..... 1956-57, 61-62  
 Hamilton, Glen ..... 1945  
 Hamilton, Marvin ..... 1921-22  
 Hamilton, Ralph ..... 1914-15  
 Hamilton, Tiffany ..... 1984  
 Hamlett, Brian ..... 1998-01  
 Hamm, Jon ..... 2005  
 Hampton, Gerald ..... 1989-91  
 Hannah, Herb ..... 1987-88  
 Hannah, Kevin ..... 1995-96  
 Hardaway, Jerry ..... 1972-73  
 Hardee, Scott ..... 1988  
 Harley, Dennis ..... 1960-61  
 Harmke, Chuck ..... 1987-89  
 Harmon, Dennis ..... 1960-62  
 Harper, John ..... 1979-82  
 Harrell, Jim ..... 1972  
 Harrington, Frank ..... 1958-59  
 Harris, Dave ..... 1961-63  
 Harris, Floyd ..... 1942  
 Harris, Harry ..... 1919  
 Harris, Ken ..... 1984  
 Harris, Norman ..... 1992-94  
 Harrison, Adam ..... 2002-03  
 Harrison, Greg ..... 1996-97  
 Harrison, Victor ..... 1978-80  
 Harriss, Clarence ..... 1927-30  
 Harriss, Elbert ..... 1913-15  
 Harriss, John ..... 1915-16  
 Harsh, James ..... 1945  
 Hart, Cecil ..... 1956-58  
 Hart, Gerry ..... 1954-55  
 Hart, Jim ..... 1963-65  
 Harth, Peter ..... 1973-74  
 Hartman, Peter ..... 1992-93  
 Hasberry, Robert ..... 1969  
 Hawkins, Brian ..... 1994  
 Hawkins, Richard ..... 1965  
 Hawthorne, Shawn ..... 1957-60  
 Hay, Joe ..... 1992-93  
 Hayes, Jim ..... 1960  
 Hays, Carroll ..... 1916  
 Hays, Ed ..... 1954-56  
 Hays, Frank ..... 1913-15  
 Hayward, Ricky ..... 1999  
 Haywood, Sterling ..... 1982-85  
 Haywood, Sterling ..... 2003  
 Haywood, Tony ..... 1981-83  
 Hearn, Jesse ..... 1924  
 Heaston, Marlon ..... 2003-05  
 Heath, Gus ..... 1965-66, 69-70  
 Hecimovich, Jay ..... 1941  
 Heggs, Javell ..... 1981-83  
 Heiderschied, Maurice ..... 1933  
 Heinz, Charles ..... 1946-49  
 Heinz, Roy ..... 1919  
 Heller, Arthur ..... 1936  
 Hemmer, Steve ..... 1974, 77  
 Hemphill, Mark ..... 1979  
 Henderson, Mark ..... 1973-74  
 Henderson, Uhlan ..... 1922  
 Henderson, Yogi ..... 1987-90  
 Hendricks, Darnell ..... 1994-95  
 Hendy, Ausby ..... 1921-22  
 Henry, Ed ..... 1984  
 Henry, Jeraldo ..... 1996-98  
 Henry, Kevin ..... 1981

Henry, Ross ..... 1932  
 Henry, Tyrone ..... 1978-79  
 Henry, Wash ..... 1975, 77  
 Hensen, Harold ..... 1949  
 Henson, Carl ..... 1935  
 Henson, Lot ..... 1922, 24  
 Herman, Gene ..... 1955  
 Herrera, Andre ..... 1974-76  
 Herzberg, Matt ..... 1988  
 Hickey, Gene ..... 1934, 37  
 Hickman, Leo ..... 1917, 19  
 Hicks, Charles ..... 1990  
 Hicks, Cornelius ..... 1993  
 Hicks, Jordan ..... 2000  
 Hietbrink, John ..... 1982-83  
 Hight, Bob ..... 1961-63  
 Hileman, Jake ..... 2003  
 Hill, Bennie ..... 1963-64  
 Hill, Dale ..... 1934-36  
 Hill, Nick ..... 2005  
 Hill, Sam ..... 1936, 39  
 Hillman, Henry ..... 1956-57  
 Hillyard, Edward ..... 1936, 40  
 Hinderleiter, Woodrow ..... 1932  
 Hines, Garrett ..... 1988  
 Hinkley, Henry ..... 1942  
 Hinton, Marvin ..... 1980-82  
 Hochertz, Martin ..... 1987-90  
 Hodge, Clarence ..... 1930-31  
 Hodge, Merlin ..... 1955  
 Hodges, Harlan ..... 1921  
 Hodges, James ..... 1942  
 Hofs, William ..... 1966  
 Holden, Sam ..... 1966  
 Holder, Lynn ..... 1931-34  
 Holderer, Jack ..... 1964  
 Holland, Daryl ..... 1995-96  
 Holley, Curtis ..... 2003-04  
 Holliday, George ..... 1934, 36-39  
 Hollinger, Doug ..... 1967-68  
 Hollingshed, Jason ..... 2001-04  
 Holt, Guy ..... 1916  
 Holmgrew, Joe ..... 1975  
 Homan, Tony ..... 1994  
 Honore, Byron ..... 1976-79  
 Hood, Estus ..... 2004  
 Hook, James ..... 1925, 26-28  
 Hook, James ..... 1920  
 Hopkins, Leonard ..... 1972-75  
 Hopson, Al ..... 1974-75  
 Horne, Ernest ..... 1970-71  
 Horst, Robert ..... 1972  
 Hosman, Joe ..... 1974-76  
 Hough, Howard ..... 1938-40  
 House, Kevin ..... 1976-79  
 Howard, Fred ..... 1967  
 Howell, Rob ..... 1984-87  
 Hubbard, Ronald ..... 1991-93  
 Hudgens, Robert ..... 1929  
 Hudspeth, Bob ..... 1967-68  
 Huelsmann, Vince ..... 1984  
 Huff, Rick ..... 1977  
 Huffman, Edward ..... 1944  
 Huffman, Nyle ..... 1921  
 Huffman, Otis ..... 1921  
 Hughes, Cyril ..... 1925  
 Hughes, Joe ..... 1947-48  
 Hughes, Roland ..... 1929  
 Hultz, Bob ..... 1967-68  
 Hunter, Charles ..... 1922  
 Hunter, Leo ..... 1932-33  
 Hurdle, Jay ..... 1986-87  
 Huske, Joe ..... 1951-52  
 Huss, Henry ..... 1922



*Guard Jared Green (2004-05)*

2003 • 2004 • 2005 GATEWAY CHAMPIONS

**I**

Imperiale, Frank	1959-61
Ingram, Myron	1925-26
Ippolito, Tommy	1973-76
Isola, Arnold	1954
Iubelt, George	1942
Ivy, Mario	2002
Izzo, Pat	1996-97

**J**

Jakovich, Jason	1990-93
Jackson, Antione	2002-05
Jackson, James	1997-98
Jackson, Jason	1995-96
Jackson, Jaton	1996-97
Jackson, Kevin	1987
Jackson, Michael	2000
Jackson, Terry	2004
Jackson, Tony	1983-84
Jackson, William	1971-73
Jacobs, Brandon	2004
Jacobs, Dave	1994
James, Eugene	1965
Jankowski, Dave	1978
Jansco, Jan	1958-59
Jansons, Pete	1985, 87-88
Jarvis, Bob	1954
Jenkins, Al	1965
Jenkins, Lane	1958
Jensen, Scott	1980
Jett, Herman	1982
Jett, Phillip	1971-73
Johnson, Arthur	1978-80
Johnson, Bob	1946-48
Johnson, Clayton	2005
Johnson, Cliff	1951-54
Johnson, Ed	1952-55
Johnson, Frank	2003-05
Johnson, Greg	1967, 69
Johnson, Irvin	1962
Johnson, James	1931
Johnson, Jeff	1990-92
Johnson, Lavere	1923-24
Johnson, Norm	1964-66
Johnson, Richard	1980-83
Johnson, Tyrunne	1988
Johnston, James	1926, 28
Joiner, Jarrod	1997-00
Jones, Braden	2005
Jones, Curtis	2001-02
Jones, Damon	1994-96
Jones, Gussie	1986-87
Jones, Howard	1947
Jones, Jeff	2002-05
Jones, Kevin	1992
Jones, Matt	1993-94
Jones, Mel	1936
Jones, Nigel	1996
Jones, Primus	1972-75
Jones, Ralph	1969-70
Jones, Robert	1947
Jones, Skip	1969
Jones, Steve	1995-96
Jordan, Calvert	1924
Jordan, Jamarquis	2003-05
Jordan, Patrick	2003-05
Jorgensen, Eric	1986
Jourdain, Yonel	1989-92
Joyce, Richard	1967
Justice, Will	2003-05

**K**

Kaczmarek, Mike	1970-72
Kalapinski, Al	1959-61
Kalla, Joe	1953-54

Kapraun, Chuck	1987
Karnes, Jason	1994
Kasser, Richard	1972-73
Kavanagh, Larry	1978-80
Kay, Doug	1953
Kayser, William	1917
Kea, DeJuan	2003-04
Keaton, Henry	1937
Kee, Arnold	1965
Keller, Harry	1938
Kelley, Bill	1952
Kelley, Tim	1966
Kelley, Richard	1953-54
Kelly, Pat	1948
Kemper, Robert	1942
Kendall, Mike	2001
Kendricks, Bob	1951
Kennedy, Rodney	1997-98
Kenner, Cedric	1993-96
Kernes, Andrew	2004-05
Kettelkamp, Zach	2003-05
Keyes, Charles	1935-36, 38
Kilgallon, Kevin	1987-90
Kilgore, Reuben	1914-15
Kilpatrick, Tom	1957
Kimball, Melvin	1989, 91
Kimbrel, Carl	1961-63
Kimmel, Elbert	1924
Kimpling, Guy	1917
King, Andre	1998-01
King, Brian	1993-95
King, Eric	1968-70
King, Pat	1986-87
Kirk, Ron	1986-89
Kirkpatrick, Seith	1973-74
Kirksey, Mel	1983, 85-86
Kleist, Mark	1986
Knash, John	1932-33
Knecht, Ray	1959-60
Kobe, Kevin	1998-02
Koening, Edward	1941
Kohler, Richard	1971
Koressel, Chuck	1965-66
Koutsos, Tom	1999-03
Kraus, Frank	1949-50
Kramer, Justin	2002-05
Krawczyk, Mitchell	1962-65
Krech, Ron	1989-91
Kreke, Shane	1995
Krieshok, Richard	1955
Krisman, Dave	1968-69
Kristoff, Larry	1961
Krivis, Jason	1996-97
Krol, Bob	1970-72
Krolak, Gene	1952-53, 56
Krumb, Richard	1970, 72
Kuba, Roger	1966-68
Kupec, Chris	2002-05

**L**

La Susa, Don	1944
Laffoon, Robert	1957
Laing, Thomas	2002-05
Lamer, Glenn	1923-24
Lamont, Mark	1974
Landa, John	1965
Landon, Rod	1986
Lane, Herschal	1970
Langi, Jack	1962-63
Lanier, Wilbur	1968-69
Lappin, Marion	1919
Lapuika, Thomas	1969-70
Larik, John	1942
Larson, Herb	1989
Lathan, Raifield	1977, 79-80

Lauder, James	1930-31
Laurent, Darnell	1990
Law, Derrick	1991-92
Lawbaugh, LaRue	1913, 15
Lawhorn, Jim	1996-99
Lawrence, Duane	1994-97
Laws, Joe	1972, 74-75
Layton, Lonnie	1988-89
Leach, Robert	1975-76
Leake, Daryl	1978-80
LeBlanc	2005
Lebetter, Don	1949, 51
Lebetter, Harry	1913, 15
Lee, Denard	1922, 23
Lee, Frank	1954
Lee, Hugh	1968
Lee, James	1973
Lee, John	1914-15
Leigh, Keith	1966
Lenich, Mike	1932-34
Lentz, Fred	1924
Leonard, Ron	1965
Leonhard, Bill	1988
Leonord, Vweithly	2004-05
Lepsi, Bill	1962-63
Leitch, Charles	1960-62
Leslie, Allen	1981-82
Lester, Jack	1957
Levester, Duncan	1981-83
Lewis, Charles	1944
Lewis, Max	1938
Lewis, Ranette	1955-58
Lewis, Richard	1974-75
Lindsey, Jeff	1990
Lingenfelter, Ralph	1915
Lingle, Leo	1936
Linton, Gary	1975-77
Lipinski, Ron	1988
Little, Ken	1979-80
Little, Brent	2002-04
Littleford, Warren	1947-50
Lo Scalzo, Tony	1974
Lockett, Louis	1981-82
Lockwood, Aaron	2005
Lockwood, Chris	1978-81
Long, Jeff	1988, 90
Longmeyer, John	1959-61
Lonnon, Jeff	1989
Louden, Francis	1925-28
loukas, George	1970-72
Love, Lawrence	1973-76
lovin, Jim	1946-49
Loves, Justin	2003-05
Lowry, Clarence	1945
Loy, Voris	1925, 27
Luce, Steve	1996
lundstedt, Jerrid	1999
Lundy, Ian	2005
lutz, Harry	1926-29
lyerla, Robert	1945
Lynch, James	1955, 57
lynch, Leonard	1992-95

**M**

Mackey, Carl	1992-93
Madison, Herb	1968-69
Madison, Travis	1999-01
Magee, Archie	1959-60
Maggiitt, Anthony	2001
Major, Vic	1974, 76
Malinsky, William	1941-42, 46-47
Malone, Homer	1949-50
Malone, Jim	1967-68
Malone, Willis	1950
Mangham, Ernest	1987-88

Manley, Jon	1988-91
Mann, Gary	1974
Manning, Percy	1963
Manu, Wayne	1991-92
Marano, James	1957-58
Marberry, James	1941
Marks, Lamont	1974
Marlow, Glenn	1966-68
Marquez, Darren	2005
Marshall, Frank	1913-15
Martin, Carl	1981, 83
Martin, Craig	1989-90
Martin, Dean	1929
Martin, Glenn	1929-30, 31
Martin, John	1942
Martin, Justin	2001
Marvin, Glen	1980
Mason, Carl	1921
Mason, Rob	1985-88
Massey, Tom	1963-64, 66
Masta, Gary	1988-89
Mathes, Earl	1916
Mathieu, Charles	1946-47
Matykiewicz, Mark	1992-93
Mauck, Carl	1966-68
May, Layman	1937
Mayberry, James	1941
Mays, Orlan	1996
McAlley, Fred	1973-74
McAllister, Ryan	1998-02
McAnelly, Ken	1970-71
McArthur, Mike	1976-78
McArthy, Andrew	1926-29
McBerry, Cortez	2001-04
McCall, Steve	1991
McCann, Jim	1955-56
McCartney, Ron	1965
McClanahan, Ray	1954
McClellan, Derrick	1985
McClelland, Carlo	1998-99
McCormick, Joe	1960
McCoy, Gaylord	1980
McCreary, Ben	1916-19
McCullough, Chris	2000-02
McCullough, Hassan	1995
McDaniel, Elmer	2003-04
McDavid, C.J.	1995-96
McDonald, Willie	1996
McGhee, Nate	1984-87
McGinnis, Bret	1947-48
McGinnis, Mike	1963-65
McGowan, Glenn	1931
McGowan, John	1981-82
McGowan, Louis	1925
McGuire, Kenneth	1935-38
McIlrath, Asa	1921-23
McKay, Jim	1967-69
McKinnis, Paul	1930
McKnight, Tony	1984
McLaughlin, William	1923-25
McLeod, David	1992-23
McMillan, Bob	1934
McMillan, Franklin	1937-38
McNabb, Bobby	1984-87
McNair, Tracy	1993
Meier, Eric	1986-89
Meier, Matt	1989-91
Meister, Cory	1995
Melick, Ray	1975-76
Melson, Richard	1957-59
Messamore, Paul	1940
Meyr, Keith	1972
Michel, Carlyle	1942
Michuda, Mark	1975-78
Mick, Steve	1976-77



**2003 • 2004 • 2005 GATEWAY CHAMPIONS**

Mielock, Mark..... 1979-80  
 Migielicz, Ed..... 1937, 39  
 Miles, Dave..... 1956  
 Miller, Bill..... 1955  
 Miller, Brian..... 1988-90  
 Miller, Chris..... 1973-74  
 Miller, Donald..... 1957-59  
 Miller, Gene..... 1963-65  
 Miller, Greg..... 1995-96  
 Miller, Matt..... 2001-04  
 Miller, Ron..... 1983-86  
 Milosevich, Nick..... 1941-42  
 Milosevich, Sam..... 1944-46  
 Mines, Herman..... 1939-41  
 Minton, Bert..... 1931  
 Minton, Jim..... 1961-63  
 Mitchell, Byron..... 1985, 87  
 Mitchell, Jeffrey..... 1941-42  
 Mitchell, Milton..... 1999  
 Mize, Logan..... 2005  
 Moe, Trevor..... 2004-05  
 Molla, Paul..... 1978-81  
 Moncrief, Melvin..... 1973  
 Mondoni, John..... 1935-36  
 Monge, Dee..... 1969-70  
 Montes, Cipriano..... 2002  
 Mooney, George..... 1999-00, 2002-03  
 Mooney, Paul..... 2003-04  
 Moore, Antonio..... 1987-90  
 Moore, Ben..... 2001  
 Moore, Chris..... 1992  
 Moore, Harry..... 1924-25  
 Moore, Ivy..... 1972-75  
 Moore, Jerry..... 1965  
 Moore, John..... 1986  
 Moore, Justin..... 1995-96  
 Moore, Ken..... 1960-61  
 Moorman, Howard..... 1932-35  
 Moran, Ron..... 1991-92  
 Morawski, William..... 1932-35  
 Moreland, Alexis..... 2001-04  
 Morgan, Frank..... 1952  
 Moritz, Bob..... 1967-70  
 Morrison, Drew..... 1983, 85-86  
 Morse, Ronald..... 1967-68  
 Morton, Jeff..... 1999-02  
 Moss, Paul..... 1945  
 Mougey, Bob..... 1969  
 Mougey, Doug..... 1964-66  
 Mountain, Hal..... 1924  
 Mullane, Dave..... 1961-62  
 Mullen, Eric..... 1989-90  
 Mullins, Larry..... 1991, 93-95  
 Mullins, Marvin..... 1999  
 Murphy, Jim..... 1992-93  
 Musgrave, Franklin..... 1919  
 Musgrave, Harold..... 1939  
 Myers, Bob..... 1948  
 Myers, Chris..... 1992-95  
 Myers, Monroe..... 1919, 21

**N**

Nails, Norris..... 1971-72  
 Nazir, Salman..... 1995  
 Neal, Mark..... 1991-94  
 Neal, Robert..... 1948  
 Neber, Lawrence..... 1918, 21  
 Neely, Boris..... 1979  
 Neiry, Charles..... 1951  
 Neitzel, Chuck..... 1990-92  
 Nerone, Albert..... 1936-37  
 Newell, Jason..... 2000-01  
 Newlands, Brian..... 1969-70, 72  
 Newton, Robert..... 1939  
 Newton, Thomas..... 1926-29

Niedbalski, Jack..... 1977-78  
 Nighswonger, Jeff..... 2000  
 Nilsson, Norman..... 1944  
 Nalbertowicz, Bryan..... 1995-98  
 Nalda, Jason..... 1998-99, 2001  
 Norman, Ed..... 1981-83  
 North, Tom..... 1934-37  
 Norwood, Bill..... 1956-58  
 Novak, Richard..... 1974  
 Nuby, Walter..... 1981

**O**

O'Boyle, Dennis..... 1971-73  
 O'Boyle, Mike..... 1970-71  
 O'Brien, William..... 1941-42  
 O'Connor, Joey..... 1988-89  
 O'Day, Mike..... 1983-84  
 O'Day, Pat..... 1958  
 O'Malley, Ear..... 1962-64  
 O'Malley, James..... 1932-34  
 O'Neil, Jason..... 1997-00  
 O'Neill, Charles..... 1960-62  
 Oakley, Tracey..... 1982  
 Oehlert, William..... 1941  
 Oliver, Ian..... 1988-91  
 Olson, Gary.....  
 Organ, John..... 1949  
 Osborn, Orm..... 1946  
 Orsburn, Nate..... 1995-97  
 Otis, Mark..... 1970-72  
 Oylar, Charles..... 1948-50

**P**

Pachello, Burt..... 1992-93  
 Packard, Scott..... 1968  
 Page, Ron..... 1984-86  
 Palermo, John..... 1977-79  
 Pancoast, Brad..... 1970-71  
 Pantaleo, Vic..... 1963-65  
 Paopao, Tyler..... 1999  
 Parker, Charles..... 1952-53  
 Parker, Edward..... 1913-16  
 Parker, Sidney..... 1913-15  
 Parks, Ken..... 1988-89  
 Parola, Toy..... 1968  
 Parrish, Larry..... 1954  
 Pasquino, Frank..... 1982, 84-85  
 Patrick, Bill..... 1967-68  
 Patterson, Charles..... 1931, 33-35  
 Patterson, Mike..... 1969-70  
 Patterson, Paul..... 1985-88  
 Patterson, Vernon..... 1923  
 Patton, Albert..... 1930-31  
 Patton, Malcolm..... 1942  
 Payne, Quorey..... 2002-05  
 Payne, Tyrone..... 1980  
 Payton, Shawn..... 1994  
 Peabody, William..... 2000  
 Pearson, Alger..... 1914-15  
 Pearson, Keith..... 1977  
 Peer, Henry..... 1985, 87-88  
 Pemberton, Charles..... 1966  
 Pemberton, Mike..... 1967  
 Pendergrass, Jon..... 2001  
 Penley, Ted..... 1929  
 Perkins, Larry..... 1971-73  
 Perry, Anthony..... 1991-92  
 Perry, William..... 1988-89  
 Peters, David..... 1987-90  
 Peterson, Grant..... 1962  
 Petroff, Les..... 1976-79  
 Petruncio, Dave..... 1969-70  
 Phibbs, Bruce..... 1983-86  
 Philipp, Mark..... 2002-05  
 Phillips, James..... 1977-80



*Defensive tackle Mark Philipp (2002-05)*

Phillips, Rudy..... 1964  
 Pieron, Jay..... 1942, 46-48  
 Pierre, Max..... 2002  
 Pierson, David..... 1993-94  
 Pigg, Charles..... 1942  
 Pittman, Kenyun..... 2001  
 Pizinski, Mike..... 1997  
 Phia, Steve..... 1981-82  
 Phia, Thomas..... 1977-80  
 Pilgard, Brad..... 1982-83  
 Pitchford, Alonzo..... 1925  
 Pitts, Bob..... 1953  
 Plater, Wade..... 1915  
 Pollack, Charles..... 1964  
 Pollock, Vern..... 1960-62  
 Poole, Walter..... 1979-81  
 Poteete, Sherrard..... 1999-00  
 Potter, Lamont..... 2002-03  
 Powell, Gary..... 1973-74  
 Powell, Jim..... 1970-72  
 Powell, Richard..... 1924  
 Prange, Cap..... 1971  
 Prindle, William..... 1933-37  
 Privett, Fred..... 1952  
 Proctor, Bob..... 1948  
 Proctor, Wesley..... 2001-03  
 Propes, Eugene..... 1950  
 Prudent, Brian..... 1993-95  
 Prussman, Paul..... 1952  
 Pugh, Pierre..... 1980-82  
 Puhr, Bruce..... 1972-74  
 Pulos, Chris..... 1982  
 Purnell, Ercel..... 1924  
 Pyatt, Kenneth..... 1923-24, 28

**Q**

Quarles, Orbe..... 1936  
 Quillen, John..... 1967-68  
 Quinn, Burnell..... 1976-79

**R**

Racki, Tim..... 1989  
 Radcliff, Tony..... 1986  
 Rader, Bryan..... 1993-94  
 Rager, Mike..... 1979-80  
 Ragsdale, Roy..... 1942, 46-47  
 Rashid, Bilal..... 2000-02  
 Ratcliff, Cecil..... 1982-83  
 Raymond, Paul..... 1937  
 Re, Nick..... 1957-58

Redmond, Tim..... 1982-85  
 Reed, Alvin..... 1977-79  
 Reed, Matt..... 2002  
 Reed, Robert..... 1938  
 Reed, Sam..... 1971-72  
 Reeves, Donnie..... 2000  
 Reeves, Robert..... 1931-33  
 Reicherter, Doug..... 1997  
 Reid, Dan..... 1990  
 Reid, Dave..... 1969-71  
 Reid, David..... 1994-96  
 Reid, Doug..... 1989-90  
 Remsey, Jim..... 1993  
 Renaud, Vic..... 1987-89  
 Rende, John..... 1974  
 Renfro, Donald..... 1919  
 RENNIX, George..... 1963  
 Restivo, Paul..... 1957  
 Rhodes, Irvin..... 1962-64  
 Rich, Justin..... 2003-04  
 Richard, Nelson..... 1957-60  
 Richards, Eddie..... 1965-66  
 Richey, Gordon..... 1971-72  
 Richmond, Billy..... 1970-71  
 Riffer, Monty..... 1963-65  
 Riggs, Donald..... 1946-47, 49  
 Rinella, Tony..... 2002-05  
 Robert, Charles..... 1928  
 Robert, Earl..... 1944  
 Roberts, Bob..... 1966  
 Roberts, James..... 1973-74  
 Roberts, Jim..... 1982  
 Robertson, Charles..... 1935  
 Robertson, Ellsworth..... 1929-31  
 Robinson, Brandon..... 2001-03  
 Robinson, Dan..... 1972  
 Robinson, Tirrell..... 1996-97  
 Robinson, JerMarsh..... 1999-00  
 Robinson, Johnny..... 1996  
 Robison, Clarence..... 1977-79  
 Rockwell, Andre..... 2000-02  
 Rockwell, Lindell..... 1930  
 Rodgers, Allan..... 1954-55  
 Rodgers, Valdreu..... 1973-76  
 Rodriguez, Eugene..... 1959-62  
 Roebuck, Justin..... 1989-92  
 Rogers, Charles..... 1951  
 Rogers, John..... 1923  
 Rogers, Orlando..... 1996, 98  
 Rogers, Robert..... 1924-25

2003 • 2004 • 2005 GATEWAY CHAMPIONS

Rohe, Joe	1961-62
Roots, John	1989-90
Rosas, Fred	2005
Ross, Claude	1924
Ross, Clyde	1958
Ross, Wayne	1996
Roth, Tom	1988-91
Rothschild, Charles	1945
Rowatt, Howard	1938-39
Rowells, Craig	1969-71
Ruege, Matthew	1988
Ruggles, Randy	1981-82
Rung, Jim	1988-91
Rushing, Jack	1968, 70-71
Rushing, Marion	1954-57
Russell, Robert	1916
Ruth, Matt	2004-05
Rutkowski, John	1992
Ruzich, John	1946, 48

**S**

Sambursky, Joel	2002-05
Samuels, Brian	1995, 97
Sanderlin, Kevin	1984-85
Sanders, Bill	1966
Sanders, Harvey	1936
Sanders, Matt	2002
Sandusky, Michael	1998-99
Sasewich, Tim	1968
Sattinger, Tim	1988-89
Sauerwein, George	1930
Sawyer, George	1947
Schafer, Brice	2000-02
Schedel, Ralph	1916
Scheffler, Matt	1999-02
Scherlong, Bob	1950
Schermer, Brian	1989
Schiller, Tim	1987-89
Schmelzer, Dean	1970, 72
Schneider, Jack	1952-54, 55
Schoch, Tedd	1966-70
Schoemaker, Richard	1914-15
Schroeder, Henry	1919
Schroeder, John	1975, 78
Schullian, Chris	1995
Schuette, Craig	1972-74
Schumacher, Ryan	1986
Schumacher, Zach	2002
Schuster, Myron	1941, 46
Schwartz, Walker	1916
Schweinberg, Bob	1950
Scott, Arglista	1994-96
Scott, Bart	1998-01
Scott, Frank	1932
Seaman, Ken	1973-76
Secker, Girard	1959-60
Seelman, Dick	1946-48
Seibert, Jim	1962-63
Seiler, Rich	1978-79
Seilheimer, William	1958-60
Seliga, Cliff	1973
Seman, Dan	2000
Seman, Tony	1993-95
Senter, Ed	1991-92
Sexton, James	1946
Shannon, Carver	1955-58
Shasteen, Mark	1999-01
Sharp, Richard	1945
Shellhaas, Phil	1995-96
Shelton, Bonnie	1961, 63-64
Shelton, Ezell	1986-87
Shepherd, Carey	1983
Sherrill, Rodney	1975-76
Shields, Dan	1968
Shields, J.D.	1944

Shipp, Greg	1980-83
Shipula, Dave	2005
Short, Dave	1975-78
Silas, Sam	1959-62
Simmons, Dwight	1973-74
Simonton, Matt	1996-98
Sims, Calvin	2001-02
Sims, Teddy	2000
Sinkewitz, Giles	1953-54
Sisney, Paul	1931-32
Siville, Leroy	1949, 53
Skeate, Walter	1994, 96-98
Skinkis, Kevin	1994-97
Skornia, Kent	1997-98
Sledge, Ashley	1981-83
Sloan, Bobby	1984-87
Slobodnik, Richard	1962
Slowinski, Robert	1955
Small, Harold	1975
Smith, Brandon	2003-05
Smith, Clarence	1913-15
Smith, Dan	1952-53
Smith, Dan	1941
Smith, Dan	1995
Smith, Dave	1984-87
Smith, Dave	1993-96
Smith, Dick	1968-71
Smith, Elbert	1936-39
Smith, Gerald	1955
Smith, James	2001-04
Smith, Otis	1935-36
Smith, Paul	1913-15
Smith, Robert	1985
Smith, Robert	1932-33
Smith, Rodney	2002
Smith, Russell	1914-15
Smith, Ryan	1994-95
Smith, Steve	1997-98
Smith, Travis	1987-89
Smith, William	1940
Smothers, Clint	1990-93
Smythe, Robert	1937-40
Snyder, Charles	1914-15
Snyder, James	1991-92
Sorgen, Carl	1924
Sorgen, Ernest	1925, 27
Souther, Dolph	1936
Spain, Carlton	1974-76
Spencer, Tim	1984-87
Spenner, Andy	1998
Spielman, Rick	1983-86
Spiller, J.R.	1927-28
Spillers, LaMarcus	2000
Spivey, Craig	1988
Spivey, Sebron	1983, 85-86
Spratt, Bill	1952, 55
Stahlhut, Warren	1964-65
Stahlke, Nate	1969, 71-72
Staley, Jerry	1963
Stam, Steve	1992-93
Stanton, Robert	1944
Stasik, Joe	1970
Staubitz, Frank	1917
Stephens, Clarence	1929-32
Stepter, Lavar	2000
Steploe, Charles	1955-58
Stevens, Jack	1946-47
Stevenson, James	1983, 85
Stewart, James	1997-98
Stinson, Leslie	1916
Stinson, Quentin	1947
Stocker, Harvey	1948
Stodghill, Jack	1951
Stone, Michael	1970-71, 73
Stone, Robert	1959

Storment, Cannon	1930, 32
Story, Bill	1970-72
Stotlar, Gene	1945-46
Stotlar, John	1942
Stotlar, Raymond	1927-28
Stout, Don	1951
Stovall, Dante	1997-00
Strainic, Dick	1953
Stranan, Greg	1981
Strawn, Bill	1980
Strickland, Mike	1990-93
Striegel, Thomas	1978-81
Stroup, David	1952-54
Strusz, Charles	1938
Stumpf, Henry	1938-39
Sullivan, James	1972-73
Summers, Dwayne	1988-91
Summerville, Shawn	1998
Sutherlin, Chris	2001-04
Sutton, Lloyd	1936
Sutton, Tim	1970-72
Swain, Billy	1990-93
Swanson, Bob	1956
Swoboda, Paul	1950
Swofford, Paul	1929-31

**T**

Tabacchi, Gene	1953-54
Taylor, Alva	1931
Taylor, Derrick	1981-84
Taylor, Earl	1917, 19, 21
Taylor, Freddie	1994-97
Taylor, Larry	2005
Taylor, Terry	1980-83
Teague, Charles	1998
Teets, Carl	1954
Teiber, Mike	1997
Terp, Chris	2002
Terrell, Demetrius	2004-05
Thames, Wayne	1966
Theopanopoulos, George	1945
Thomas, Johnny	1995-96
Thomas, Noble	1932
Thomas, Renell	2005
Thomas, William	1981-84
Thompson, Bill	1946, 48
Thompson, Jim	1960-62
Thompson, Michael	1973-75
Thompson, Thomas	1971-72
Thomure, Robert	1969-72

Thurman, Howard	1932
Thurston, Justin	2005
Tiberi, Louis	1951
Tinsley, Lance	1990-92
Tison, Joe	1970-71
Tolen, William	1992-95
Townes, William	1938-41
Tovio, Tavita	1997-00
Traband, Marton	1939-41
Tranchitella, Brian	1991, 93-95
Trapani, Joe	1948
Travelstead, Loren	1936
Travelstead, Paul	1924
Tretter, Alfred	1968
Tripp, Laverne	1932
Trulove, Glenn	1928
Tucker, Andy	1995
Tucker, Jaratio	1996
Tucker, Ron	1953
Turner, Alan	2004-05
Turner, Craig	2004-05
Turner, Micha	2002-05
Tweedy, Hewey	1942, 44

**U**

Uffelman, Scott	1988
Underwood, Curtis	1975, 77
Uptiegrove, Jay	2002-05
Urban, Charles	1975

**V**

Vagas, Jack	1977
Van Dyke, Ralph	1983-86
Vance, Melvin	2003
Vance, Willie	1975
Vanderpluym, John	1950-52
Vaughn, Anthony	1986
Vaughn, Kareem	1995-97
Veach, John	1925-28
Ventetuolo, Don	1961-63
Veremis, Nick	1952
Vickers, Bryan	1979
Vinson, Don	1979-80
Vinson, Jack	1934
Visinia, Natu	2004
Volini, Steve	1987
Volkman, Tom	1981
Von Holt, Dan	1975-76
Voorhees, Craig	1969



Tight end Micah Turner (2002-05)



**2003 • 2004 • 2005 GATEWAY CHAMPIONS**

**W**

Wafford, Nick	1999-02
Wagner, Larry	1962-63
Walker, Brad	2004
Walker, Brandon	2001-02
Walker, Brian	1995-97
Walker, Clarence	1959-60
Walker, Eugene	1980-82
Walker, Scott	1991-92
Wallace, A.J.	2005
Wallner, Ed	1968-69
Walsh, Frank	1980-82
Wangelin, William	1950-51
Wardynski, Joe	1992-93
Ware, Jeff	1980-82
Warfield, Henry	1953-55
Wargo, David	1991-92
Warner, Harry	1915
Warren, Andrew	1919
Warren, Charles	1962-64
Warren, Gregory	1976-77
Warren, Hill	1917
Warko, Tony	1979-81
Washington, Cortes	1995
Washington, Kelly	1998
Washington, Steve	1969
Washington, Trey	1979
Washington, Tyrone	1985-86
Watkins, Lawrence	1994-98
Watson, Richard	1930-31
Watson, Shane	1986-87
Watters, J.P.	1985-86
Weatherby, Steven	1973-75
Webb, Louis	1917
Webber, Duane	1954
Webel, Marc	2003
Weber, Rich	1963-64
Wedell, Ed	1980-82
Wedemeier, Steve	1989-90
Wegerer, Jimmy	2005
Weiler, Joe	1917
Weishaar, Matt	2003-04
Weite, Jason	1998-99
Welbourn, Thomas	1975
Wells, Tim	1989-90
Werner, Kent	1952-54
Westhoff, James	1962
Wetzel, Dan	1983-85
Whalen, Patrick	2005
Wheeler, Charles	2003
Wheeler, Dave	1956-58
Wheeler, Steve	1977-80
Wheelwright, Ernest	1960
Whitaker, Royal	2002-05
White, Adrian	1982
White, Jim	1984-86
White, Richard	1956
Whitehead, John	1999-00
Whitler, Ralph	1938
Whitlock, Arkee	2004-05
Whitlock, Craig	1966
Whittaker, Herschel	1913-15
Whittenberg, Wayne	1916
Wiese, Pat	1990-92
Wietecha, Daren	1984-85
Wiggins, Emil	1932-33
Wiley, Floyd	1926
Wilhelm, Craig	1968
Wilkerson, Sam	1995-97
Wilkerson, Willie	1964-66
Wilkinson, William	1947
Williams, Anthony	2004-05
Williams, Arthur	1978-79
Williams, Gene	1959-62
Williams, Hill	1965-66

Williams, Lionel	2002-05
Williams, Luke	1998
Williams, Madei	2001
Williams, Mike	1991-92
Williams, Mike	1998-99
Williams, Robert	1969
Williams, Robert	1949
Williams, Sam	1999
Williams, Stewart	1925-28
Williams, Tom	1991
Williams, Wayne	1952-55
Williamson, Harry	1944
Willis, Gordon	1975
Willis, Walter	1928
Willis, Walter	1926
Willoughby, Clyde	1921-23
Wilmot, Jeremy	1994
Wilson, Andy	1981, 83
Wilson, Chuck	85-86
Wilson, Everett	1983
Wilson, Gerald	1970-71
Wilson, John	1982-83
Wilson, Leo	1950-51, 53
Wilson, Robert	1932
Wimberly, Don	1931-32
Wims, Lorenzo	2005
Winn, Otis	1919
Winter, Ronald	1959-61
Winton, Pete	1961-63
Wirth, Tom	1966-67, 69
Wise, Jack	1972-74
Wise, J.T.	2003-05
Wisiz, Tom	1968
Woldridge, Eric	1992-93
Wolfe, Larry	1964-66
Wolfenbarger, Arlie	1932-34
Wolfenbarger, Bill	1936-38
Woll, Freelee	1927-29
Wood, Novel	1955
Woodbury, Lee	1996
Woods, Anthony	1985-87
Woods, Desmond	1985-86
Woods, Kevin	1975-78
Woodward, James	1979-80
Woolm, J.D.	1994
Wooten, Ryant	1987-88
Wrenn, Terry	1983-84
Wrenzinski, Brady	2005
Wright, Archie	1931
Wright, Leroy	1988-91
Wright, Paul	2002-05
Wynn, Andrew	2001, 2003

**Y**

Yates, Wesley	1987-89
Yesufu, Gabriel	2003
Yonkus, Ed	1952
Youmans, Reece	1988-89
Young, Daryl	1982-83
Yusko, Joe	1954

**Z**

Zabrowski, Len	1952
Zaeske, Al	1969
Zima, Don	1950
Zoetman, Jeff	1992-94
Zumbahlen, James	1977

**All-Time Assistant Coaches**

Rocky Alt	1977	Bill McConnell	1977-79
<b>Brian Anderson</b>	<b>2001-Present</b>	Larry McDaniel	1984-87
Scott Anderson	1984-85	Jerry McGee	1967-69
Warren Anderson	1982	Jeff McInerney	1988
Carl Angelo	1982-83	Greg McMahan	1988
Mike Barry	1977-79	Dave McMichael	1979-81
E.L. (Doc) Bencini	1955-58	Phil Meyer	1989-93
Jim Bentivoglio	1984-87	Mike Michaels	1983-87
Mark Bolick	1968-69	Doug Miller	1987
James Bosco	1953	Craig Naivar	1998-99
Cap Boso	1995-97	Pat Naughton	1966-68
Ike Brigham	1972-73	Tom O'Boyle	1968-73
Dan Brooks	1978-79	Bill O'Brien	1950
Don Burke	1956	David Paffenroth	1998-00
Russell Bush	1950-52	Bill Patrick	1975
Jim Caldwell	1978-80	Carmen Piccone	1955-58
Bill Callahan	1989	<b>Patrick Poore</b>	<b>2001-Present</b>
Frank Chizevsky	1964-65	Albert (Buzz) Preston	1984-86
<b>Tracy Claeys</b>	<b>2001-Present</b>	Jan Quarless	1978, 1980-82
John Corn	1950	Anthony Randle	2002-03
Don Cross	1960-65	Carl Reese	1969
Jay Cunningham	1977	<b>Rob Reeves</b>	<b>2001-Present</b>
Mike Deck	1994-96	Fred Riley	1988
Bill Dodd	1970-76	<b>Bryce Saia</b>	<b>2004-Present</b>
Dave Dunkelberger	1997-99	Wesley Salyer	2000
Dan Enos	1998	<b>Jay Sawvel</b>	<b>2001-Present</b>
Kevin Faulkner	1999-00	Tom Schertz	1992-93
Linwood Ferguson	1994-96	Jim Sells	1955-56
Bob Franz	1952-62	Tom Seward	1990-93
Bill Freeberg	1946-47	Bob Shaw	1981
Randy Gaschler	1974-75	Harry Shay	1959-63
Bob Hailey	1970-76, 97-00	Rod Sherrill	1983-88, 96-98
Gery Hart	1964-65, 89-91	Jackie Shipp	1994-96
Brad Hewitt	1986-87	Richard (Moe) Smith	1980
Lynn Holder	1947-50	Larry Slade	1984-85
Harland Hodges	1947	Rich Solomon	1975-76
Don Horton	1994-96	Frank Sovich	1964-65
Curtis Jones	1974	Joel Spiker	1976
Stanley King	1988-90	Charlie Strong	1986-87
Joe Kinnan	1973	Dick Tate	1973
<b>Eric Klein</b>	<b>2001-Present</b>	Jim Taubert	1983
Warren Klawiter	1970-72	Jim Tompkins	1988
Bill Knuckles	1964-65	Dick Towers	1966
Ron Lambert	1997	Rick Trickett	1980-81
Bob Ledbetter	1970-71	Joe Tumpkin	1998-99
Leland (Doc) Lingle	1927-49	Andy Vaughn	1959
Tommie Liggins	1997-00	Jim Vecchiarella	1976-77
<b>Matt Limegrover</b>	<b>2001-Present</b>	Sam Venuto	1989-93
Jim Lovin	1951	Kevin Verdugo	2000
Joe Lutz	1965	Michael Vite	2000
Mike Mahoney	1997	Mike Wallace	1980-83
Fred Manuel	1982-83	D.J. Wardynski	1993-94
Pat Marciniak	1967-68	T.J. Weist	1994-96
Glenn (Abe) Martin	1938	Adrian White	1999-00
Bill Matan	1974-75	Scott Whittier	1994-95
Charles Mathieu	1951	Jim Wilkinson	1948-58
<b>Tom Matukewicz</b>	<b>2001-Present</b>	Kirby Wilson	1991-92
Harold Maxwell	1960-63	Alex Wood	1981
Bob Mazie	1967-71	Ralph Young	1989-92
		Jim Zebrowski	1998-99

# 2006 Opponents



## Arkansas-Pine Bluff

**September 23, 2006**  
**Golden Lion Stadium**  
**6:00 p.m. CT**

### General Information

Location..... Pine Bluff, Ark.  
 Population..... 55,085  
 Founded..... 1873  
 Enrollment..... 3,000  
 Nickname..... Golden Lions  
 Colors..... Black & Gold  
 Affiliation..... NCAA I-AA  
 Conference..... Southwestern Athletic  
 Chancellor..... Dr. Lawrence A. Davis, Jr.  
 Athletic Director..... Craig Curry

### Stadium Information

Stadium..... Golden Lion Stadium  
 Year Opened..... 2000  
 Capacity..... 12,500  
 Surface..... Natural Grass

### Coaching Staff

Head Coach..... Maurice Forte  
 Career Record..... 51-74-1 (22 Years)  
 At School..... 9-11 (3 Years)  
 Assistant Coaches

Jonathan Cannon..... OC/OL  
 Craig Raye..... WR/TEs  
 George Ragsdale..... RB  
 Willie Fulton..... DC  
 Monte Coleman..... LB  
 Otis Flowers..... DB  
 Keith Saine..... DL  
 Jeremy Vincent..... LB

### Team Information

2005 Record..... 3-8, 3-6 in SWAC  
 Basic Offense..... Multiple  
 Basic Defense..... 4-3  
 Lettermen Returning/Lost..... 41/13  
 Starters Returning/Lost..... 13/9

### Sports Information

Football SID..... Tamara Williams  
 Office..... 870-575-7174  
 Press Box Phone..... 870-575-7900  
 E-Mail..... whimper\_c@vx4500.uapb.edu  
 Fax..... 870-543-8013  
 www..... uapb.edu



### 2006 Schedule

Date	Opponent	Time
Sept. 2	Mississippi Valley State	4 p.m.
Sept. 9	Alcorn State	6 p.m.
Sept. 16	at Alabama State	TBA
Sept. 23	Southern Illinois	6 p.m.
Sept. 30	Tuskegee	4 p.m.
Oct. 14	at Grambling	TBA
Oct. 21	Alabama A&M	2:30 p.m.
Oct. 28	Jackson State	6 p.m.
Nov. 4	at Prairie View A&M	TBA
Nov. 11	at Southern	TBA
Nov. 18	Texas Southern	4 p.m.

### 2005 Results

Opponent	APB	Opp
Mississippi Valley State	L 17	30
at Bethune-Cookman	L 17	31
Alabama State	L 10	41
Tuskegee	L 9	13
at Alcorn State	W 17	7
Grambling State	L 23	26
at Alabama A&M	L 13	28
at Jackson State	W 64	36
Prairie View A&M	L 7	34
Southern	L 21	27
at Texas Southern	W 40	23

### Returning Statistical Leaders

Rushing	Att	Yards	TDs
Mickey Dean	127	712	11
Passing	Att/Comp	Yards	TDs
Johnathan Moore	60-28	433	5
Receiving	Rec	Yards	TDs
Jason Jones	22	501	6
Ryan Watley	21	273	1
Myron Jefferson	9	93	0
Defense	Tackles	Sacks	INT
Justin Bass, LB	102	3	1
Charlie Bass, LB	78	0	1



Maurice Forte



Mickey Dean

## Illinois State

**October 14, 2006**  
**Hancock Stadium**  
**2:30 p.m. CT**

### General Information

Location..... Normal, Illinois  
 Population..... 106,500  
 Founded..... 1857  
 Enrollment..... 20,419  
 Nickname..... Redbirds  
 Colors..... Red & White  
 Affiliation..... NCAA I-AA  
 Conference..... Gateway Football  
 President..... Dr. Al Bowman  
 Athletic Director..... Dr. Sheahon Zenger  
 Ticket Office..... (309) 438-8000

### Stadium Information

Stadium..... Hancock Stadium (15,000)  
 Year Opened..... 1963  
 Surface..... AstroPlay

### Coaching Staff

Head Coach..... Denver Johnson  
 Career Record..... 53-47 (9 years)  
 At School..... 32-35 (7 years)  
 Assistant Coaches

Brad Cornelsen..... WR  
 Justin Fuente..... OC  
 Greg Laffere..... OL  
 Mike Menefee..... S  
 Chris Patton..... Special Teams  
 David Ross..... CB  
 Galen Scott..... DC  
 Bill Teerlink..... DL  
 Jim Williams..... TE  
 Holmon Wiggins..... RB

### Team Information

2005 Record..... 7-4, 4-3 in Gateway  
 Basic Offense/Defense..... Multiple/4-3  
 Lettermen Returning/Lost..... 38/11  
 Starters Returning/Lost..... 13/11

### Media Relations

Football contact..... Todd Kober  
 Office..... (309) 438-3805  
 Home..... (309) 454-3048  
 E-Mail..... gtkober@ilstu.edu  
 Press Box..... (309) 438-2272  
 Fax..... (309) 438-5634  
 www..... www.redbirds.org



### 2006 Schedule

Date	Opponent	Time
Sept. 2	at Kansas State	6 p.m.
Sept. 9	Central Arkansas	6:30 p.m.
Sept. 16	Eastern Illinois	6:30 p.m.
Sept. 23	at Murray State	6 p.m.
Oct. 7	at Western Kentucky	6 p.m.
Oct. 14	Southern Illinois	2:30p.m.
Oct. 21	at Western Illinois	1:05 p.m.
Oct. 28	Youngstown State	1:30 p.m.
Nov. 4	Missouri State	1:30 p.m.
Nov. 11	at Indiana State	11 a.m.
Nov. 18	at Northern Iowa	4:35 p.m.

### 2005 Results

Opponent	ISU	Opp
at Iowa State	L 21	32
Drake	W 56	19
at Eastern Illinois	W 27	6
Murray State	W 42	0
at Youngstown State	L 17	20
Western Kentucky	L <sup>OT</sup> 34	37
at Southern Illinois	W 61	35
Northern Iowa	W 38	3
Western Illinois	L 17	31
at Missouri State	W 48	23
Indiana State	W 70	28

### Returning Statistical Leaders

Rushing	Att	Yards	TDs
Pierre Rembert	145	801	12
Rafael Rice	87	324	6
Passing	Att/Comp	Yards	TDs
Luke Drone	332-214	2930	22
Receiving	Rec	Yards	TDs
Laurent Robinson	86	1465	12
Jason Horton	30	325	3
Pierre Jackson	26	362	5
Defense	Tackles	Sacks	INT
Cameron Siskowic	132	4.0	0
Kye Stewart	93	1.5	1



Denver Johnson



Laurent Robinson

## Indiana

**September 16, 2006**  
**Memorial Stadium**  
**4:00 p.m. ET**

### General Information

Location.....Bloomington, Ind.  
 Population..... 85,172  
 Founded..... 1820  
 Enrollment..... 38,903  
 Nickname..... Hoosiers  
 Colors..... Cream and Crimson  
 Affiliation..... NCAA I-A  
 Conference..... Big Ten  
 President.....Dr. Adam W. Herbert  
 Athletic Director..... Rick Greenspan  
 Ticket Office..... 812-855-4006

### Stadium Information

Stadium.....Memorial Stadium  
 Year Opened..... 1960  
 Capacity..... 52,180  
 Surface..... AstroPlay

### Coaching Staff

Head Coach..... Terry Hooppner  
 Career Record..... 52-32 (7 Years)  
 At School..... 4-7 (1 Year)

### Assistant Coaches

Bill Lynch..... Asst. HC/OC  
 Gerald Brown..... Special Teams/RB  
 Matt Canada..... QB/Passing Game  
 Brian George..... Co-DC/DL  
 Bobby Johnson..... OL/Running Game  
 Billy Lynch..... WR  
 Joe Palcic..... Co-DC/CB  
 George Ricumstrict..... Special Teams /LB  
 Mike Yeager..... Recruiting/S  
 Harold Mauro..... FB Ops

### Team Information

2005 Record..... 4-7, 1-7 in Big Ten  
 Basic Offense..... Multiple  
 Basic Defense..... 4-3  
 Lettermen Returning/Lost..... 36/17  
 Starters Returning/Lost..... 15/9

### Sports Information

Football SID..... Pete Rhoda  
 Office..... 812-855-9794  
 Press Box Phone..... 812-855-2754  
 E-Mail..... prhoda@indiana.edu  
 Fax..... 812-855-9401  
 www..... iuhoosiers.com



### 2006 Schedule

Date	Opponent	Time
Sept. 2	Western Michigan	6 p.m.
Sept. 9	Ball State	6:30 p.m.
Sept. 16	Southern Illinois	4 p.m.
Sept. 23	Connecticut	4 p.m.
Sept. 30	Wisconsin	TBA
Oct. 7	Illinois	TBA
Oct. 14	Iowa	TBA
Oct. 21	Ohio State	TBA
Oct. 28	Michigan State	TBA
Nov. 4	Minnesota	2:30 p.m.
Nov. 11	Michigan	TBA
Nov. 18	Purdue	TBA

### 2005 Results

Opponent	W	L	T	Opp
at Central Michigan	W	20	13	
Nicholls State	W	35	31	
Kentucky	W	38	14	
at Wisconsin	L	24	41	
at Illinois	W	36	13	
at Iowa	L	21	38	
Ohio State	L	10	41	
at Michigan State	L	15	46	
Minnesota	L	21	42	
at Michigan	L	14	41	
Purdue	L	14	41	

### Returning Statistical Leaders

Rushing	Att	Yards	TDs
Blake Powers	100	121	4
Josiah Sears	24	103	0

Passing	Att-Comp	Yards	TDs
Blake Powers	376-212	2305	22

Receiving	Rec	Yards	TDs
James Hardy	61	893	10
Marcus Thigpen	32	432	2
Jahkeen Gilmore	30	383	3

Defense	Tackles	Sacks	INT
Will Meyers, S	84	1-3	1
Troy Grosfield, S	57	0	0



Terry Hooppner



Blake Powers

## Indiana State

**September 30, 2006**  
**McAndrew Stadium**  
**6:00 p.m. CT**

### General Information

Location..... Terre Haute, Indiana  
 Population..... 60,000  
 Founded..... 1865  
 Enrollment..... 11,484  
 Nickname..... Sycamores  
 Colors..... Royal Blue & White  
 Affiliation..... NCAA I-AA  
 Conference..... Gateway Football  
 President.....Dr. Lloyd Benjamin, III  
 Athletic Director..... Ron Prettyman  
 Ticket Office..... 812-237-3737

### Stadium Information

Stadium.....Memorial Stadium  
 Year Opened..... 1967  
 Capacity..... 12,764  
 Surface..... Artificial

### Coaching Staff

Head Coach..... Lou West  
 Career Record..... 0-11 (1 Year)  
 At School..... 0-11 (1 Year)

### Assistant Coaches

Blair Hrovat..... OC/QB  
 Aubrey Kelly..... DC/LB  
 David Hutchison..... OL  
 Jackie Cooper..... WR  
 Matt Eglhoff..... Special Teams/S  
 Todd Middleton..... DL  
 Kenny Bures..... CB  
 Kyle Caskey..... TE  
 Jimmy Graves..... RB

### Team Information

2005 Record..... 0-11, 0-7 in Gateway  
 Basic Offense..... Spread  
 Basic Defense..... 4-2-5  
 Lettermen Returning/Lost..... 40/23  
 Starters Returning/Lost..... 14/11

### Media Relations

Football contact..... Ace Hunt  
 Office..... (812) 237-4159  
 Press Box..... (812) 237-7656  
 Home..... (812) 877-9531  
 E-Mail..... athahunt@isugw.indstate.edu  
 Fax..... (812) 231-4157  
 www..... indstate.edu/athletic



### 2006 Schedule

Date	Opponent	Time
Sept. 2	at Purdue	TBA
Sept. 9	at Eastern Illinois	7 p.m.
Sept. 16	Murray State	12:05 p.m.
Sept. 23	at Northern Illinois	3:05 p.m.
Sept. 30	at Southern Illinois	7 p.m.
Oct. 7	at Youngstown State	4 p.m.
Oct. 14	Northern Iowa	4:35 p.m.
Oct. 21	Missouri State	2:05 p.m.
Oct. 28	at Western Kentucky	TBA
Nov. 4	at Western Illinois	2:05 p.m.
Nov. 11	Illinois State	12:05 p.m.

### 2005 Results

Opponent	ISU	Opp
Eastern Illinois	L	13 24
St. Francis (Ind.)	L	10 42
at Murray State	L	15 27
at Texas Tech	L	7 63
Western Kentucky	L	28 38
Youngstown State	L	0 45
at Northern Iowa	L	10 31
Southern Illinois	L	20 42
at Missouri State	L	27 31
Western Illinois	L	35 63
at Illinois State	L	28 70

### Returning Statistical Leaders

Rushing	Att	Yards	TDs
Carl Berman	9	8	0

Passing	Att-Comp	Yards	TDs
Ben Schmidt	2-1	12	0


Receiving	Rec	Yards	TDs
Sam Logan	77	849	5
Carl Berman	55	593	5

Defense	Tackles	Sacks	INT
Rafael Price	75	1-2	0
Madison Miller	10	7.5-23	0



Lou West



Sam Logan



## Lock Haven

**August 31, 2006**  
**McAndrew Stadium**  
**7:00 p.m. CT**

### General Information

Location.....Lock Haven, Pa.  
 Population..... 9,149  
 Founded..... 1870  
 Enrollment..... 5,283  
 Nickname.....Bald Eagles  
 Colors.....Crimson and White  
 Affiliation.....NCAA Division II  
 Conference..... Pennsylvania State Athletic  
 President.....Dr. Keith T. Miller  
 Athletic Director.....Sharon E. Taylor

### Stadium Information

Stadium.....Hubert Jack Stadium  
 Year Opened..... 1975  
 Capacity..... 3,500  
 Surface.....Artificial Turf

### Coaching Staff

Head Coach.....John Klacik  
 Career Record.....2-9 (1 Year)  
 At School.....2-9 (1 Year)  
 Assistant Coaches  
 Terry Szucs.....DC/DB  
 Chris Sprague.....DL  
 Rian Jenkins.....Special Teams/RB  
 Anthony Naples.....LB  
 Matt Monty.....Recruiting/OL

### Team Information

2005 Record.....2-9  
 Basic Offense.....Multiple  
 Basic Defense.....4-3  
 Lettermen Returning/Lost..... 33/25  
 Starters Returning/Lost..... 15/9

### Sports Information

Football SID.....Al Weston  
 Office.....570-893-2350  
 Press Box Phone.....570-893-2666  
 E-Mail.....aweston@lhup.edu  
 Fax.....570-893-2774  
 www.....lhup.edu/sports



### 2006 Schedule

Date	Opponent	Time
Aug. 31	at Southern Illinois	7 p.m.
Sept. 9	at East Stroudsburg	6 p.m.
Sept. 16	Millersville	7 p.m.
Sept. 23	at Mansfield	1 p.m.
Sept. 30	at California U. (Pa.)	6 p.m.
Oct. 7	at IUP	1 p.m.
Oct. 14	Shippensburg	2 p.m.
Oct. 21	at Slippery Rock	2 p.m.
Oct. 28	Clarion	1 p.m.
Nov. 4	Kutztown	1 p.m.
Nov. 11	Edinboro	12 p.m.

### 2005 Results

Opponent	LH	Opp
at Cheyney	W	17 16
at James Madison	L	0 56
at Towson	L	0 70
Bloomsburg	L	0 63
at Slippery Rock	L	7 55
Mansfield	W	24 12
Shippensburg	L	7 26
at Clarion	L	0 16
IUP	L	23 28
at California U. (Pa.)	L	7 48
Edinboro	L	3 41

### Returning Statistical Leaders

Rushing	Att	Yards	TDs
Troy Wile	58	65	0
Chris Hawkins	6	43	0
Passing	Att/Comp	Yards	TDs
Jason Eby	114-40	203	0
Troy Wile	42-20	134	1
Receiving	Rec	Yards	TDs
Adam Lawrence	19	185	2
Defense	Tackles	Sacks	INT
David Show, DB	90	0	0
Derek Harsch, LB	73	0	0



John Klacik



David Show

## Missouri State

**October 28, 2006**  
**Plaster Field**  
**1:30 p.m. CT**

### General Information

Location.....Springfield, Mo.  
 Population..... 312,000  
 Founded..... 1905  
 Enrollment..... 20,846  
 Nickname.....Bears  
 Colors.....Maroon & White  
 Affiliation.....NCAA I-AA  
 Conference..... Gateway Football  
 President.....Dr. Michael Nietzel  
 Athletic Director.....Bill Rowe  
 Ticket Office.....(417) 836-7678

### Stadium Information

Stadium.....Plaster Field  
 Year Opened..... 1941  
 Capacity..... 16,300  
 Surface.....Artificial

### Coaching Staff

Head Coach.....Terry Allen  
 Career Record.....75-26 (9 years)  
 At School.....0-0 (1st year)  
 Assistant Coaches  
 Steve Brickey.....  
 D.J. Vokolek.....Asst. HC  
 Rob Bolks.....  
 Andy Follett.....WR  
 Chris Kapilovic.....OL  
 Sean Coughlin.....  
 Jamar Cain.....DL  
 Derrick LeBlanc.....DL/Special Teams  
 Dedrick Ward.....WR

### Team Information

2005 Record.....4-7, 2-5 in Gateway  
 Basic Offense.....Multiple  
 Basic Defense.....Multiple  
 Lettermen Returning/Lost..... 33/25  
 Starters Returning/Lost..... 10/14

### Sports Information

Football SID.....Mark Stillwell  
 Office.....(417) 836-5402  
 Home.....(417) 862-7962  
 E-Mail.....markstillwell@missouristate.edu  
 Press Box.....(417) 836-5976  
 Fax.....(417) 836-4868  
 www.....missouristatebears.com



### 2006 Schedule

Date	Opponent	Time
Sept. 2	at Oklahoma State	6 p.m.
Sept. 9	Southwest Baptist	6 p.m.
Sept. 16	at Central Arkansas	6 p.m.
Sept. 23	Sam Houston State	6 p.m.
Sept. 30	Youngstown State	6 p.m.
Oct. 7	at Northern Iowa	4 p.m.
Oct. 14	Western Kentucky	2 p.m.
Oct. 21	at Indiana State	1 p.m.
Oct. 28	Southern Illinois	1:30 p.m.
Nov. 4	at Illinois State	1:30 p.m.
Nov. 11	Western Illinois	1 p.m.

### 2005 Results

Opponent	SMS	Opp
at Arkansas	L	17 49
Quincy	W	51 14
SE Missouri State	W	45 21
at Southern Illinois	L <sup>OT</sup>	23 30
Northern Iowa	W	24 21
at Western Kentucky	L	28 37
at Youngstown State	L	7 31
Indiana State	W	31 27
Illinois State	L	23 48
at Western Illinois	L	24 34

### Returning Statistical Leaders

Rushing	Att	Yards	TDs
Percy Ikner	85	465	2
Michael Cooper	49	11	6
Passing	Att/Comp	Yards	TDs
Scott Carroll	195-117	1394	9
Receiving	Rec	Yards	TDs
Calvin Nealy	28	327	2
Jeremy Nicholson	15	187	2
Defense	Tackles	Sacks	INT
Derrick Byrd, LB	87	0	0
Kevin Sears, LB	86	1	0



Terry Allen



Payne Hall

## Northern Iowa

**November 11, 2006**  
**McAndrew Stadium**  
**3:00 p.m. CT**

### General Information

Location.....Cedar Falls, Iowa  
 Population..... 36,145  
 Founded..... 1876  
 Enrollment..... 12,955  
 Nickname.....Panthers  
 Colors..... Purple & Old Gold  
 Affiliation.....NCAA I-AA  
 Conference..... Gateway Football  
 President..... Dr. Robert Koob  
 Athletic Director..... Rick Hartzell  
 Ticket Office.....(319) 273-DOME

### Stadium Information

Stadium.....UNI-Dome  
 Year Opened..... 1976  
 Capacity..... 16,324  
 Surface.....Artificial

### Coaching Staff

Head Coach.....Mark Farley  
 Career Record..... 44-20 (5 years)  
 At School..... 44-20 (5 years)  
 Assistant Coaches  
 Bill Salmon.....Assoc. HC/OC/WR  
 Erik Chinander.....TE  
 Mario Verduzco.....QB  
 Rick Nelson.....OL  
 Atif Austin.....RB  
 Jeremy Gold.....DL  
 Brandon Hall.....LB  
 Chris Klieman.....DB

### Team Information

2005 Record..... 11-4, 5-2 in Gateway  
 Basic Offense.....Multiple  
 Basic Defense.....4-3  
 Lettermen Returning/Lost..... 33/17  
 Starters Returning/Lost..... 12/12

### Sports Information

Football SID.....Colin McDonough  
 Office.....(319) 273-5456  
 Home.....(319) 277-7132  
 E-Mail.....Colin.McDonough@uni.edu  
 Press Box.....(319) 273-6311  
 Fax.....(319) 273-3602  
 www.....www.unipanthers.com



### 2006 Schedule

Date	Opponent	Time
Aug. 31	at Drake	7:08 p.m.
Sept. 9	North Dakota	4:05 p.m.
Sept. 16	South Dakota	4:05 p.m.
Sept. 30	at Iowa State	6 p.m.
Oct. 7	Missouri State	4:05 p.m.
Oct. 14	at Indiana State	3:35 p.m.
Oct. 21	at Youngstown State	3 p.m.
Oct. 28	Western Illinois	4:05 p.m.
Nov. 4	Western Kentucky	4:05 p.m.
Nov. 11	at Southern Illinois	3 p.m.
Nov. 18	Illinois State	4:35 p.m.

### 2005 Results

Opponent	UNI	Opp
Drake	W 52	17
Minnesota Duluth	W 49	14
at Iowa	L 21	45
at Western Illinois	W 41	24
at Missouri State	L 21	24
Indiana State	W 31	10
at Illinois State	L 3	38
Youngstown State	W 21	7
at Western Kentucky	W 23	20
Southern Illinois	W 25	24
Northern Arizona	W 41	17
Eastern Washington	W 41	38
New Hampshire	W 24	21
Texas State	W 40	37
Appalachian State	L 16	21

### Returning Statistical Leaders

Rushing	Att	Yards	TDs
Corey Lewis	52	282	2
Passing	Att/Comp	Yards	TDs
Eric Sanders	150-95	1307	15
Receiving	Rec	Yards	TDs
Justin Surrency	46	686	7
Jason Breeland	16	134	0
Defense	Tackles	Sacks	INT
Brett Koebecke	59	1.5-9	1
Dre Dokes	39	0-0	4



Mark Farley



Eric Sanders

## Southern Utah

**November 18, 2006**  
**McAndrew Stadium**  
**3:00 p.m. CT**

### General Information

Location.....Cedar City, Utah  
 Population..... 26,000  
 Founded..... 1897  
 Enrollment..... 6,672  
 Nickname.....Thunderbirds  
 Colors..... Scarlet & White  
 Affiliation.....NCAA 1-AA  
 Conference.....Great West  
 President.....TBA  
 Athletic Director.....Ken Beazer  
 Ticket Office.....(435) 586-7872

### Stadium Information

Stadium.....Eccles Coliseum  
 Year Opened.....renovated 1997  
 Capacity..... 8,500  
 Surface.....Grass

### Coaching Staff

Head Coach.....Wes Meier  
 Career Record..... 7-14 (2 Years)  
 At School..... 7-14 (2 Years)  
 Assistant Coaches  
 Cole Wilson.....Asst. HC/DB  
 Jared Martin.....OC/QB/WR  
 Dustin Pearce.....LB  
 Vincent Tauanuu.....DL  
 Ryan Hunt.....OL  
 Ben Meier.....DB  
 Chris Shipman.....OL

### Team Information

2005 Record..... 1-9, 1-4 on Great West  
 Basic Offense.....  
 Basic Defense.....  
 Lettermen Returning/Lost..... 34/17  
 Starters Returning/Lost..... 13/11

### Sports Information

Football SID.....Neil Gardner  
 Office.....(435) 586-7753  
 Press Box Phone.....(435) 586-5447  
 E-Mail.....gardner@suu.edu  
 Fax.....(435) 865-8037  
 www.....www.suu.edu/athletics/



### 2006 Schedule

Date	Opponent	Time
Sept. 2	Montana Tech	6:00 p.m.
Sept. 9	Western State	6:00 p.m.
Sept. 16	at Weber State	7:00 p.m.
Sept. 23	Texas State	6:00 p.m.
Sept. 30	at Cal Poly	6:00 p.m.
Oct. 7	at McNeese State	7:00 p.m.
Oct. 12	at Florida Atlantic	TBA
Oct. 21	at UC Davis	1:00 p.m.
Oct. 28	North Dakota State	1:00 p.m.
Nov. 11	South Dakota State	1:00 p.m.
Nov. 18	at Southern Illinois	3:00 p.m.

### 2005 Results

Opponent	SUU	Opp
at Idaho	L 13	38
at Texas State	L 0	34
at Northern Arizona	L 7	27
Stephen F. Austin	L 17	40
at McNeese State	Cancelled	
at UC Davis	L 21	33
Northern Colorado	W 20	17
North Dakota State	L 21	37
at South Dakota State	L 7	55
at Cal Poly	L 10	20
Weber State	L 10	27

### Returning Statistical Leaders

Rushing	Att	Yards	TDs
Jamar Lee	65	228	1
Wes Marshall	93	147	2
Passing	Att/Comp	Yards	TDs
Wes Marshall	199-80	927	4
Receiving	Rec	Yards	TDs
Joey Hew Len	32	474	4
Defense	Tackles	Sacks	INT
Brian Kofoed	43	1.0	0
Derek Hood	42	3.0	0



Wes Meier



Levi Erickson

## Western Illinois

**October 7, 2006**  
**McAndrew Stadium**  
**1:30 p.m. CT**

### General Information

Location..... Macomb, Illinois  
 Population..... 20,000  
 Founded..... 1899  
 Enrollment..... 13,550  
 Nickname..... Leathernecks  
 Colors..... Purple & Gold  
 Affiliation..... NCAA I-AA  
 Conference..... Gateway Football  
 President..... Dr. Alvin Goldfarb  
 Athletic Director..... Dr. Tim M. Van Alstine

### Stadium Information

Stadium..... Hanson Field  
 Year Opened..... 1950  
 Capacity..... 15,168  
 Surface..... Natural Grass

### Coaching Staff

Head Coach..... Don Patterson  
 Career Record..... 50-31 (7 years)  
 At School..... 50-31 (7 years)  
 Assistant Coaches

Mark Hendrickson ..... Asst. HC/OC  
 Tom Casey..... DC  
 Steve McKane ..... DL  
 Josh McCall..... OL  
 Thad Ward..... RB  
 Monte Henderson..... DB  
 Lee Russell..... TE  
 Andy Kotelnicki..... OL  
 Jordan Gigli..... LB

### Team Information

2005 Record..... 5-6, 3-4 in Gateway  
 Basic Offense..... Pro Formation  
 Basic Defense..... Multiple  
 Lettermen Returning/Lost..... 41/17  
 Starters Returning/Lost..... 15/9

### Sports Information

Football contact..... Jason Kaufman  
 Office..... (309) 298-1133  
 Home..... (309) 833-5416  
 E-Mail..... jp-kaufman@wiu.edu  
 Press Box..... (309) 298-1255  
 Fax..... (309) 298-2060  
 www..... www.wiu.edu/athletics



### 2006 Schedule

Date	Opponent	Time
Aug. 31	Morehead Sta	6:05 p.m.
Sept. 9	at Wisconsin	TBA
Sept. 16	Kentucky Wesleyan	1:05 p.m.
Sept. 23	at Northern Colorado	TBA
Sept. 30	at Western Kentucky	6 p.m.
Oct. 7	at Southern Illinois	1:30 p.m.
Oct. 14	Youngstown State	1:05 p.m.
Oct. 21	Illinois State	6:05 p.m.
Oct. 28	at Northern Iowa	4:05 p.m.
Nov. 4	Indiana State	1:05 p.m.
Nov. 11	at Missouri State	1 p.m.

### 2005 Results

Opponent	WIU	Opp
at Toledo	L 14	62
Northern Colorado	W 28	23
at Stephen F. Austin	L 36	63
at Iowa Wesleyan	W 70	7
Northern Iowa	L 24	41
Southern Illinois	L 24	34
at Youngstown State	L 21	23
Western Kentucky	L 7	42
at Illinois State	W 31	17
at Indiana State	W 63	35
Missouri State	W 34	24

### Returning Statistical Leaders

Rushing	Att	Yards	TDs
Alex Douglas	47	200	1
Passing	Att-Comp	Yards	TDs
Steve LaFalce	298-201	2586	19
Receiving	Rec	Yards	TDs
Marco Thomas	43	794	5
Defense	Tackles	Sacks	INT
Trokon Tompo	61	0	0
Milan Woodard	57	1-13	0
Jerome Bennett	53	6-35	1
Travis Cherry	52	5-16	0



Don Patterson



Steve LaFalce

## Western Kentucky

**October 21, 2006**  
**McAndrew Stadium**  
**6:00 p.m. CT**

### General Information

Location..... Bowling Green, KY  
 Population..... 49,296  
 Founded..... 1906  
 Enrollment..... 18,645  
 Nickname..... Hilltoppers  
 Colors..... Red & White  
 Affiliation..... NCAA I-AA  
 Conference..... Gateway Football  
 President..... Dr. Gary Ransdell  
 AD..... Dr. Camden Wood Selig  
 Ticket Office..... (270) 745-5222

### Stadium Information

Stadium..... L.T. Smith Stadium  
 Year Opened..... 1968  
 Capacity..... 17,500  
 Surface..... Astroplay

### Coaching Staff

Head Coach..... David Elson  
 Career..... 24-12 (3 years)  
 At School..... 24-12 (3 years)  
 Assistant Coaches

Willie Taggart..... Asst. HC/QB  
 Mike Diezel..... Special Teams/DB  
 T.J. Weist..... WR  
 Walter Wells..... OL  
 Craig Marquell..... ILB  
 Eric Mathies..... DL  
 Mike Chism..... OLB  
 Stuart Holt..... RB  
 Steve Adams..... DB  
 Andy Richman..... TE

### Team Information

2005 Record..... 6-5, 4-3 in Gateway  
 Basic Offense..... Multiple  
 Basic Defense..... 3-4  
 Lettermen Returning/Lost..... 44/16  
 Starters Returning/Lost..... 15/9

### Sports Information

Football SID..... Brian Fremund  
 Office..... (270) 745-5045  
 E-Mail..... brian.fremund@wku.edu  
 Press Box..... (270) 745-6941  
 Fax..... (270) 745-3444  
 www..... www.wkusports.com



### 2006 Schedule

Date	Opponent	Time
Sept. 2	at Georgia	TBA
Sept. 9	at Eastern Kentucky	5 p.m.
Sept. 16	Chattanooga	6 p.m.
Sept. 30	Western Illinois	6 p.m.
Oct. 7	Illinois State	6 p.m.
Oct. 14	at Missouri State	2 p.m.
Oct. 21	at Southern Illinois	6 p.m.
Oct. 28	Indiana State	4 p.m.
Nov. 4	at Northern Iowa	4 p.m.
Nov. 11	Youngstown State	4 p.m.
Nov. 18	Austin Peay	4 p.m.

### 2005 Results

Opponent	WKU	Opp
West Virginia Tech	W 63	3
Eastern Kentucky	W 23	21
at Auburn	L 14	37
at Indiana State	W 38	28
at Illinois State	W <sup>OT</sup> 37	34
Missouri State	W 37	28
at Western Illinois	W 42	7
Southern Illinois	L 20	31
Northern Iowa	L <sup>2OT</sup> 20	23
at Youngstown State	L 10	42
at Florida International	L 35	38

### Returning Statistical Leaders

Rushing	Att	Yards	TDs
Lerron Moore	174	1037	10
Passing	Att-Comp	Yards	TDs
Justin Haddix	230-131	1892	15
Receiving	Rec	Yards	TDs
Curtis Hamilton	20	408	4
Defense	Tackles	Sacks	INT
Marion Rumph	93	0	1
Andre Lewis	84	2.5	0



David Elson



Lerron Moore

## Youngstown State

**November 4, 2006**  
**Stambaugh Stadium**  
**1:00 p.m. ET**

### General Information

Location.....Youngstown, Ohio  
 Population..... 82,026  
 Founded..... 1908  
 Enrollment..... 12,898  
 Nickname..... Penguins  
 Colors..... Red & White  
 Affiliation..... NCAA I-AA  
 Conference..... Gateway Football  
 President..... Dr. David Sweet  
 Athletic Director..... Ron Strollo

### Stadium Information

Stadium.....Stambaugh Stadium  
 Year Opened..... 1982  
 Capacity..... 20,630  
 Surface.....Sprinturf

### Coaching Staff

Head Coach..... Jon Heacock  
 Career Record..... 32-24 (5 years)  
 At School..... 32-24 (5 years)  
 Assistant Coaches

Chris Bache.....OL  
 Sam Eddy..... Asst. HC/RB  
 Dave Elliott..... WR  
 Mike Kolakowski..... DC/DB  
 Jerry Olsavsky.....LB  
 Pat Pearson..... Asst. LB  
 Sherod Holmes..... Asst. DB  
 Brian Wright.....OC/QB  
 Antoine Smith..... DL  
 Casey Vogt..... TE

### Team Information

2005 Record..... 8-3, 5-2 in Gateway  
 Basic Offense..... Multiple  
 Basic Defense..... 4-3  
 Lettermen Returning/Lost..... 38/20  
 Starters Returning/Lost..... 17/7

### Sports Information

Football SID..... Trevor Parks  
 Office..... (330) 941-3192  
 Home..... (330) 402-3289  
 E-Mail..... tparks@ysu.edu  
 Press Box..... (330) 941-7233  
 Fax..... (330) 941-3191  
 www..... www.ysusports.com



### 2006 Schedule

Date	Opponent	Time
Aug. 31	Slippery Rock	7:30 p.m.
Sept. 9	Maine	4 p.m.
Sept. 16	at Penn State	TBA
Sept. 23	UC-Davis	6 p.m.
Sept. 30	at Missouri State	7 p.m.
Oct. 7	Indiana State	4 p.m.
Oct. 14	at Western Illinois	2 p.m.
Oct. 21	Northern Iowa	4 p.m.
Oct. 28	at Illinois State	2:30 p.m.
Nov. 4	Southern Illinois	1 p.m.
Nov. 11	at Western Kentucky	TBA

*All times Eastern*

### 2005 Results

Opponent	YSU	Opp
Slippery Rock	W 44	14
Northeastern	W 35	16
at Liberty	W 42	0
at Pittsburgh	L 0	41
Illinois State	W 20	17
at Indiana State	W 45	0
Western Illinois	W 23	21
Missouri State	W 31	7
at Northern Iowa	L 7	21
at Southern Illinois	L 17	31
Western Kentucky	W 42	10

### Returning Statistical Leaders

Rushing	Att	Yards	TDs
Marcus Mason	176	892	8
Monquanta Gibson	97	547	6
Passing	Att/Comp	Yards	TDs
Tom Zetts	258-154	1949	14
Receiving	Rec	Yards	TDs
Demetrius Ison	23	169	1
T.J. Peterson	21	352	2
Defense	Tackles	Sacks	INT
James Terry	71	4.5	1
Jeremiah Wright	65	1.0	0

### 2005 Gateway Conference Standings

Team	Conference			Points			Overall			Points		
	W	L	T	For	Opp	Pct	W	L	T	For	Opp	Pct
Northern Iowa	5	2	0	165	147	.714	11	4	0	449	357	.733
Southern Illinois	5	2	0	227	190	.714	9	4	0	449	298	.692
Youngstown State	5	2	0	185	107	.714	8	3	0	306	178	.727
Illinois State	4	3	0	285	177	.571	7	4	0	431	234	.636
Western Kentucky	4	3	0	204	193	.571	6	5	0	339	292	.545
Western Illinois	3	4	0	204	216	.429	5	6	0	352	371	.455
Missouri State	2	5	0	160	228	.286	4	6	0	273	312	.400
Indiana State	0	7	0	148	320	.000	0	11	0	193	476	.000

•I-AA Playoff participant

### 2005 Gateway All-Conference

#### First Team

QB - Joel Sambursky, Southern Illinois, Sr.  
 RB - Lerron Moore, Western Kentucky, Sr.  
 RB - Arkee Whitlock, Southern Illinois, Jr.  
 FB - Demetrius Ison, Youngstown State, Jr.  
 WR - Sam Logan, Indiana State, Jr.  
 WR - Laurent Robinson, Illinois State, Jr.  
 TE - Jamie Petrowski, Indiana State, Sr.  
 OL - Stafford Davis, Illinois State, Sr.  
 OL - Ryan Jewell, Youngstown State, Jr.  
 OL - Will Justice, Southern Illinois, Jr.  
 OL - Erik Losey, Western Kentucky, Sr.  
 OL - Chad Rinehart, UNI, So.  
 PK - Chris James, Western Kentucky, So.  
 DL - Linton Brown, Southern Illinois, Sr.  
 DL - Brent Hawkins, Illinois State, Sr.  
 DL - John Hermann, UNI, Sr.  
 DL - Kyle Mitchell, Indiana State, Sr.  
 DL - Justin Scholes, Youngstown State, Sr.  
 LB - Darin Heideman, UNI, Sr.  
 LB - Cameron Siskowic, Illinois State, Jr.  
 LB - James Terry, Youngstown State, So.  
 LB - Royal Whitaker, Southern Illinois, Sr.  
 DB - Codera Jackson, Youngstown St., Jr.  
 DB - Jamarquis Jordan, So. Illinois, Sr.  
 DB - Marion Rumph, W. Kentucky, So.  
 DB - Antonio Thomas, W. Kentucky, Sr.  
 P - Ryan Hoffman, Illinois State, Sr.  
 RS - Craig Turner, Southern Illinois, So.

#### Second Team

QB - Eric Sanders, UNI, So.  
 RB - Travis Glasford, Western Illinois, Sr.  
 RB - Marcus Mason, Youngstown State, Jr.  
 FB - J.T. Wise, Southern Illinois, Jr.  
 WR - Reggie Gray, Western Illinois, Sr.  
 WR - Brent Little, Southern Illinois, Sr.  
 WR - Michael Sparks, Missouri State, Sr.  
 TE - Chris Kupec, Southern Illinois, Sr.  
 OL - Jared Green, Southern Illinois, Sr.  
 OL - Mike Stegeman, Illinois State, Sr.  
 OL - Mike Thorpe, Indiana State, So.  
 OL - Chad Walker, Western Illinois, Jr.  
 OL - Justin Williamson, Missouri State, Jr.  
 PK - Jon Scifres, Missouri State, Sr.  
 DL - Brandon Brown, Youngstown State, Sr.  
 DL - Piana Lukabu, Western Illinois, Sr.  
 DL - Daniel Williams, Western Kentucky, Sr.  
 DL - Lionel Williams, Southern Illinois, Sr.  
 LB - Orlando Gooden, Indiana State, Sr.  
 LB - Wyatt Green, Western Illinois, Sr.  
 LB - Deion Holts, Western Kentucky, Sr.  
 LB - Brett Koebecke, UNI, Sr.  
 DB - Dre Dokes, UNI, Jr.  
 DB - Frank Johnson, Southern Illinois, Sr.  
 DB - Jason Perry, Youngstown State, Jr.  
 DB - Tanner Varner, UNI, Sr.  
 P - Joe Bishop, Youngstown State, Jr.  
 RS - Dennis Mitchell, W. Kentucky, Sr.



### Honorable Mention

Illinois State: TE Jonathan Denley; QB Luke Drone; DB James Temple • Indiana State: QB Blayne Baggett; RB Andre Forte; PK Kyle Hooper • Missouri State: RB Lee Baker; DE Deyontae Batiste; OG Steve Kohensky • UNI: P Adam Kos; TE Brian Cutright; RS Jamie Goodwin; OT Joe Lobdell • Southern Illinois: WR Kellen Allen; LB Phillip Doyle; DT Mark Phillip • Western Illinois: QB Steve LaFalce, WR Marco Thomas; DB Milan Woodard • Western Kentucky: QB Justin Haddix; DE Charlie Phillips; OL Greg Ryan • Youngstown State: LB Mike Andrews; OT John Bartos; WR Kyle Smith.

Coach of the Year: Jon Heacock  
 Offensive POY: Laurent Robinson  
 Defensive POY: Brent Hawkins

### 2005 Gateway All-Newcomer

#### Offense

QB Blayne Baggett, Indiana State  
 TB Lee Baker, Missouri State  
 OL Andrew Campbell, Western Kentucky  
 QB Scott Carroll, Missouri State  
 WR/RS Jamie Goodwin, UNI  
 RB David Horne, UN  
 OL Chris McConnell, Western Kentucky  
 OT Darren Marquez, Southern Illinois  
 TB Marcus Mason, Youngstown State  
 RB Pierre Rembert, Illinois State  
 OG Jimmy Wegerer, Southern Illinois

#### Defense

DT Deyontae Batiste, Missouri State  
 LB Jerome Bennett, Western Illinois  
 CB Codera Jackson, Youngstown State  
 DT Charles Johnson, UNI  
 CB Greg Lovely, Missouri State  
 DL Piana Lukabu, Western Illinois  
 DB Tom Nelson, Illinois State  
 LB Jenkins Reese, Western Kentucky  
 DT Mychal Savage, Youngstown State  
 DB Trakon Tompo, Western Illinois  
 DE Lorenzo Wims, Southern Illinois



Jon Heacock



Ryan Jewell



## Gateway Conference Composite Schedule

	Illinois State	Indiana State	Missouri State	UNI	Southern Illinois	Western Illinois	Western Kentucky	Youngstown State
Aug. 31/ Sept. 2	at Kansas State 6 p.m.	at Purdue 1 p.m. EDT	at Oklahoma State 6 p.m.	(Thurs.) at Drake 7:05 p.m. KFXA	(Thurs.) Lock Haven 7 p.m.	(Thurs.) Morehead State 6:05 p.m.	at Georgia TBD	(Thurs.) Stoper Rock 7:35 p.m. EDT
Sept. 9	Central Arkansas 6:30 p.m.	at Eastern Illinois 7 p.m. EDT	Southwest Baptist 6 p.m.	North Dakota 4:05 p.m.		at Wisconsin 2:30 p.m. ESPNW	at Eastern Kentucky 5 p.m.	Maine 4 p.m. EDT
Sept. 10	Eastern Illinois 6:30 p.m.	Murray State 12:05 p.m. EDT WFXW	at Central Arkansas 6 p.m.	(Family Day) South Dakota State 4:05 p.m.	at Indiana 4 p.m. EDT	Kentucky Wesleyan 1:05 p.m.	Chattanooga 6 p.m.	at Penn State 3:30 p.m. EDT ESPNW
Sept. 23	at Murray State 6 p.m.	at Northern Illinois 3:05 p.m. EDT Comcast Chicago	Sam Houston State 6 p.m.		at Ark.-Pine Bluff 6 p.m.	at N. Colorado TBD		UC-Davis 6 p.m. EDT
Sept. 30		*at Southern Illinois 7 p.m. EDT	(Family Weekend) *Youngstown State 6 p.m.	at Iowa State 6 p.m.	*Indiana State 6 p.m.	*at Western Kentucky 6 p.m.	(Parents Weekend) *Western Illinois 6 p.m.	*at Missouri State 7 p.m. EDT
Oct. 7	*at Western Kentucky 6 p.m.	*at Youngstown State 4 p.m. EDT	*at UNI 4:05 p.m.	(Homecoming) *Missouri State 4:05 p.m.	(Homecoming) *Western Illinois 1:30 p.m.	*at Southern Illinois 1:30 p.m.	*Illinois State 6 p.m.	*Indiana State 4 p.m. EDT
Oct. 14	(Homecoming) *Southern Illinois 2:30 p.m.	*UNI 4:35 p.m. EDT	*Western Kentucky 2 p.m.	*at Indiana State 3:35 p.m.	*at Illinois State 2:30 p.m.	(Homecoming) *Youngstown State 1:05 p.m.	*at Missouri State 2 p.m.	*at Western Illinois 2:05 p.m. EDT
Oct. 21	*at Western Illinois 6:05 p.m.	(Homecoming) *Missouri State 2:05 p.m. EDT	*at Indiana State 1:05 p.m.	*at Youngstown State 3 p.m.	*Western Kentucky 6 p.m.	*Illinois State 6:05 p.m.	*at Southern Illinois 6 p.m.	(Homecoming) *UNI 4 p.m. EDT
Oct. 28	(Family Day) *Youngstown State 1:30 p.m.	*at Western Kentucky 5 p.m. EDT	(Homecoming) *Southern Illinois 1:30 p.m.	*Western Illinois 4:05 p.m.	*at Missouri State 1:30 p.m.	*at UNI 4:05 p.m.	(Homecoming) *Indiana State 4 p.m.	*at Illinois State 2:30 p.m. EDT
Nov. 4	*Missouri State 1:30 p.m.	*at Western Illinois 2:05 p.m. EST	*Illinois State 1:30 p.m.	*Western Kentucky 4:05 p.m.	*at Youngstown State 12:05 p.m. Sirius Satellite	(Family Weekend) *Indiana State 1:05 p.m.	*at UNI 4:05 p.m.	*Southern Illinois 1:05 p.m. EST Sirius Satellite
Nov. 11	*at Indiana State 11:05 a.m.	*Illinois State 12:05 p.m. EST	*Western Illinois 1 p.m.	*at Southern Illinois 3 p.m. CSTV (TD)	*UNI 3 p.m. CSTV (TD)	*at Missouri State 1 p.m.	*Youngstown State 4 p.m.	*at Western Kentucky 5 p.m. EST
Nov. 18	*at UNI 4:35 p.m.			*Illinois State 4:35 p.m.	Southern Utah 3 p.m.		Austin Peay 4 p.m.	

### Saluki Travel

#### Indiana

##### Via Charter Bus

Fourwinds Resort & Marina  
9301 Fairfax Road  
Bloomington, IN 47401  
(800) 824-2628

#### Arkansas Pine Bluff

##### Via Charter Bus

Royal Arkansas Hotel & Suites  
Two Convention Center Plaza  
Pine Bluff, AR  
(870) 535-3111

#### Illinois State

##### Via Charter Bus

Hawthorn Suites  
1 Lyon Ct.  
Bloomington, IL 61701  
(309) 829-8111

#### Missouri State

##### Via Charter Bus

Clarion  
333 S. Glenstone  
Springfield, MO  
(417) 883-6550

#### Youngstown State

##### Via Charter Plane

Holiday Inn South  
7410 South Avenue  
Boardman, OH 44512  
(330) 726-1611

### 2006 Gateway Conference Television Schedule

As of July, the Gateway Conference TV package includes the following, six games. Clearances were not available at press time.

- Sept. 9 - Indiana State at Eastern Illinois, 6 p.m. CT
- Oct. 7 - Western Illinois at Southern Illinois, 1:30 p.m. CT
- Oct. 14 - Western Kentucky at Missouri State, 3 p.m. CT
- Oct. 21 - Northern Iowa at Youngstown State, 3 p.m. CT
- Oct. 28 - Youngstown State at Illinois State, 1:30 p.m. CT
- Nov. 11 - Northern Iowa at Southern Illinois (CSTV tape-delayed)

