



Southeast Missouri State REDHAWKS

**GAME
2**



SOUTHEAST MISSOURI (0-1) AT SOUTHERN ILLINOIS (0-1)

Date Saturday, Sept. 10, 2016
Kickoff 6 p.m., CT
Location Carbondale, Ill.
Stadium Saluki Stadium (15,000)
Surface FieldTurf
Weather Forecast Partly Cloudy, 89°
Series History SEMO leads, 40-35-8
Last Meeting SEMO 27, SIU 24
 Sept. 12, 2015 / Cape Girardeau, Mo.
Head Coaches ... Tom Matukewicz (10-15 overall; 9-15 at SEMO; 6-9 OVC). Nick Hill (0-1 overall; 0-1 at SIU).

MEDIA COVERAGE


Radio SEMO ESPN 92.9 FM / Real Rock 99.3 FM
 Erik Sean (play-by-play)
TV/Video None
Live Stats SIUSalukis.com

GOSOUTHEAST.COM

SOUTHEAST MISSOURI SPORTS INFORMATION

Football Contact Jeff Honza
Phone / Email (573) 651-2933 / redhawk1@me.com
Secondary Contact Kevin Scanlon
Phone / Email (573) 651-2937 / kscanlon@semo.edu

Social Media



2016 SCHEDULE/RESULTS

Date	Opponent	Time/Result	Media
Sept. 3	at Memphis	L, 17-35	Radio: ESPN 92.9 FM, Real Rock 99.3 FM TV/Video: ESPN3
Sept. 10	at Southern Illinois	6 p.m., CT	Radio: ESPN 92.9 FM, Real Rock 99.3 FM
Sept. 17	Indiana State <i>Family Weekend</i>	6 p.m., CT	Radio: ESPN 92.9 FM, Real Rock 99.3 FM Video: OVCDN
Sept. 24	at Murray State* <i>OVC Game of the Week</i>	6 p.m., CT	Radio: ESPN 92.9 FM, Real Rock 99.3 FM TV/Video: ESPN3
Oct. 1	Eastern Illinois*	6 p.m., CT	Radio: ESPN 92.9 FM, Real Rock 99.3 FM Video: OVCDN
Oct. 8	at Eastern Kentucky*	5 p.m., CT	Radio: ESPN 92.9 FM, Real Rock 99.3 FM Video: OVCDN
Oct. 15	<i>BYE WEEK</i>		
Oct. 22	at Tennessee Tech*	1:30 p.m., CT	Radio: ESPN 92.9 FM, Real Rock 99.3 FM Video: OVCDN
Oct. 29	Austin Peay* <i>Pink Up Game</i>	1 p.m., CT	Radio: ESPN 92.9 FM, Real Rock 99.3 FM Video: OVCDN
Nov. 5	Jacksonville State* <i>Homecoming</i>	1 p.m., CT	Radio: ESPN 92.9 FM, Real Rock 99.3 FM Video: OVCDN
Nov. 12	at UT Martin*	2 p.m., CT	Radio: ESPN 92.9 FM, Real Rock 99.3 FM Video: OVCDN
Nov. 19	Tennessee State* <i>Senior Day</i>	1 p.m., CT	Radio: ESPN 92.9 FM, Real Rock 99.3 FM Video: OVCDN

Home Games in **Bold**; * - Denotes Ohio Valley Conference Game

NCAA DIVISION I FOOTBALL CHAMPIONSHIP

Nov. 26	First Round	TBA
	<i>Campus Sites</i>	
Dec. 3	Second Round	TBA
	<i>Campus Sites</i>	
Dec. 9-10	Quarterfinals	TBA
	<i>Campus Sites</i>	
Dec. 16-17	Semifinals	TBA
	<i>Campus Sites</i>	
Jan. 7	National Championship	
	<i>Frisco, Texas</i>	



Redhawks Face Southern Illinois

Southeast Missouri (0-1) hits the road for its second-straight away contest when it visits Southern Illinois (0-1) Saturday. Kickoff is set for 6 p.m., CT, at Saluki Stadium.

Follow the Redhawks

Fans can listen to Saturday's game on the radio at ESPN 92.9 FM and Real Rock 99.3 FM. Erik Sean will handle the play-by-play. Live stats can be accessed online at SIUSalukis.com. Twitter updates provided @SEMOFootball.

Season 112

The 2016 campaign is Southeast's 112th season of football. The Redhawks are in their 26th season at the NCAA Division I Football Championship Subdivision level. Southeast joined the NCAA Division I ranks in 1991 and has compiled an overall record of 98-185 with one Ohio Valley Conference title (2010) and one NCAA Playoff appearance as a D-I program.

Road Tripping

Southeast plays five of its first seven games outside of Cape Girardeau this year. The Redhawks are on the road for back-to-back games to start a season for the first time since 2013. That year, Southeast travelled to Southeastern Louisiana and Ole Miss the first two weeks.

Receiving Votes

The Redhawks received votes in both the Football Championship Subdivision Coaches Poll this week. Southeast tallied four votes. Five-time defending national champion North Dakota State was picked first in both FCS polls. Jacksonville State (No. 5), which was the FCS national runner-up last season, is the only Ohio Valley Conference school ranked in the Top-25.

Third Year

Southeast is in its third season under head coach Tom Matukewicz. The Redhawks have 17 returning starters, including eight on offense, seven on defense and two on special teams. Southeast finished 5-7 in 2014 and 4-7 in 2015 during Matukewicz's first two seasons at the helm.

Two To Go

The Redhawks are two wins away from reaching 100 victories at the NCAA Division I level. Southeast is 98-185 all-time since joining the FCS in 1991.



2016 FOOTBALL NOTES / SOUTHERN ILLINOIS GAME • SEPT. 10

Series History

Regional-rivals Southeast and Southern Illinois meet for the 84th time in 2016. The Redhawks, who played SIU more than any opponent in their football history, hold a 40-35-8 advantage in the all-time series which began in 1909. Southeast ended a four-game losing streak in its series against the Salukis with a 27-24 victory at Houck Stadium last season. The Redhawks go after their second-straight win against SIU in the series. Southeast has not beat the Salukis in back-to-back years since 2001 and 2002.

In Carbondale

Southeast is 22-17-4 all-time against Southern Illinois in Carbondale. The Redhawks have played at SIU a total of 10 times since they joined the NCAA Division I ranks in 1991 and are 4-6 in those contests. Southeast fell to the Salukis each of the last two games it played in Carbondale during the 2012 (35-14) and 2014 (50-23) campaigns. The Redhawks surrendered 37 points per contest in their last four games on the Salukis home field. Southeast last upended SIU in Carbondale on Sept. 18, 2010 (24-21), the year the Redhawks won their only Ohio Valley Conference title.

Last Meeting

After missing three-straight field goals, Ryan McCrum kicked a game-winning 42-yarder with five seconds left to send Southeast to a 27-24 win over Southern Illinois at Houck Stadium on Sept. 12, 2015. The Redhawks trailed by a touchdown with 12:45 left to play in the third quarter before scoring 10 unanswered points to pull off the come-from-behind win. Southeast's defense scored two touchdowns in that game with Mike Ford hitting paydirt on a 21-yard interception return and Eriq Moore returning a fumble 42 yards to the end zone. McCrum, Moore and Ford are back with the Redhawks this season.

Matukewicz vs. Southern Illinois

Tom Matukewicz is 1-1 against Southern Illinois as a head coach. Southeast fell to then-#14 SIU, 50-23, in Carbondale during the 2014 season and beat the Salukis, 27-24, in Cape Girardeau in 2015.

That's a Fact

The Redhawks have three winning seasons in their NCAA Division I Football Championship Subdivision era. Southeast beat Southern Illinois on the road during each of those campaigns. John Mumford guided the Redhawks to a 24-14 victory in the Redhawks first winning season as a Division I program in 1994. Tim Billings led Southeast to a 21-14 win at SIU in 2002. Tony Samuel's 2010 team rallied for 21 unanswered points to stun then-#5 SIU, 24-21, at Saluki Stadium. Southeast went 9-3, won a share of the Ohio Valley Conference title and fell to eventual national champion Eastern Washington in the FCS Playoffs in 2010.

Old Stomping Grounds

Southern Illinois was once home to Southeast head coach Tom Matukewicz and defensive coordinator Bryce Saia. Matukewicz spent seven seasons under head coach Jerry Kill at SIU. As linebackers coach and run-game coordinator, Matukewicz had a big hand in three Missouri Valley Football championships (2003, 2004, 2005) and five NCAA Football Championship Subdivision playoff berths (2003, 2004, 2005, 2006, 2007). He was named the 2007 FCS Assistant Coach of the Year by the American Football Coaches Association after helping turn the Salukis into one of the top rushing defenses in the nation. Saia coached the defensive line for four years (2004-07). The Salukis ranked either first or second in the MVFC during his tenure, and had the top-ranked scoring defense in the FCS in 2004. Saia was also with Matukewicz at Toledo for two seasons.

Former Player

First-year Southern Illinois head coach Nick Hill was a quarterback when Tom Matukewicz was part of Jerry Kill's staff at SIU. Hill played for the Salukis from 2005-07. All three of those teams Hill was on made the NCAA Football Championship Subdivision Playoffs. Hill, who ranks on several records lists at SIU, came one win away from leading the Salukis to the FCS National title game in 2007.

2016 Stats Comparison

SEMO	SIU
0-1	0-1
0-0	0-0
0-0	0-0
0-1	0-1
N/A	N/A
17.0	26.0
35.0	19.0
253.0	530.0
406.0	457.0
110.0	143.0
111.0	170.0
1	2
1	3
143.0	387.0
295.0	287.0
1	2
3	2
15.3	24.2
0.0	8.0
0-0	2-1
80.0	50.0
38.4	37.4
32:01	30:56
4-15/27%	7-17/41%
0-0/0%	0-1/0%

FCS Coaches and Sports Network Top-25 Polls (as of Sept. 5)

FCS Coaches	STATS
1. North Dakota State	1. North Dakota State
2. Richmond	2. Richmond
T3. Northern Iowa	3. Northern Iowa
T3. Sam Houston State	4. Sam Houston State
5. Jacksonville State	5. Jacksonville State
6. Chattanooga	6. Chattanooga
7. Charleston Southern	7. Charleston Southern
8. Eastern Washington	8. Eastern Washington
9. Illinois State	9. South Dakota State
10. McNeese State	10. Illinois State
11. James Madison	11. McNeese State
12. South Dakota State	12. James Madison
13. William & Mary	13. William & Mary
14. Portland State	14. Montana
15. Montana	15. Citadel
16. Citadel	16. Portland State
17. Northern Arizona	17. Coastal Carolina
18. Western Illinois	18. Western Illinois
19. Villanova	19. Northern Arizona
20. Colgate	20. Youngstown State
21. Harvard	21. Colgate
22. Youngstown State	22. Villanova
23. Southern Utah	23. North Carolina A&T
24. North Carolina A&T	24. New Hampshire
25. Fordham	25. North Dakota



2016 FOOTBALL NOTES / SOUTHERN ILLINOIS GAME • SEPT. 10

Against the MVFC

Two of Southeast's three non-league opponents this season are from the Missouri Valley Football Conference. The Redhawks are 77-93-8 all-time against the MVFC, having faced Southern Illinois (40-35-8), Illinois State (3-7), Indiana State (4-4), Missouri State (28-46), Northern Iowa (1-1) and Western Illinois (1-0). A total of five MVFC schools are ranked in this week's Top-25 polls. Southeast returns to Cape Girardeau to host Indiana State in its home-opener next week.

Something in Common

Southeast and Southern Illinois each opened their respective 2016 seasons with road games at Football Bowl Subdivision opponents a week ago. The Redhawks fell to Memphis, 35-17, and the Salukis dropped a 38-30 decision at Conference USA foe Florida Atlantic.

Respectable Redhawks

A 22-point first quarter was the difference in Memphis' 35-17 win over Southeast on Sept. 3. The Redhawks then regrouped to outscore the Tigers, 17-13, the rest of the way. Southeast scored two second-half touchdowns when Will Young dashed 61 yards for his first career score with 10:13 left in the third quarter and Jesse Hosket threw his first career touchdown pass to Adrian Davis (8 yards) with 3:25 remaining in the fourth quarter. The loss put the Redhawks at 1-21 all-time vs. Football Bowl Subdivision opponents and 9-17 in season-openers since joining the FCS in 1991.

31 in a Row

Southeast kicker Ryan McCrum has made 31-consecutive extra points. McCrum did not miss a PAT all of last season going a perfect 29-of-29. He began this year with 2-of-2 PATs at Memphis (Sept. 3). McCrum last missed a PAT with 3:32 left in the fourth quarter vs. Jacksonville State on Nov. 22, 2014.

Hosket Makes First Career Start

Jesse Hosket made his first career start as Southeast's quarterback at Memphis (Sept. 3). Hosket, a transfer from East Central Community College, completed 19-of-31 passes for 143 yards and a touchdown. Hosket completed passes to six different receivers in his debut. He played all but one series in that game.

Now Starting at Tailback

Will Young, who saw action in five games last season, made his first career start as the Redhawks tailback at Memphis (Sept. 3). A native of Wichita, Kansas, Young rushed for 114 yards and a touchdown on 17 carries. He averaged 6.7 yards per rush and scored his first career touchdown on a 61-yard run in the third quarter. Young became the first Southeast player to rush for over 100 yards against a Football Bowl Subdivision opponent since 2007 (Victor Anderson, 118 yards, at Cincinnati).

First-Timers

A total of seven players participated in their first game at Southeast last week. Quarterback Jesse Hosket, wide receivers C.J. Curry and Kristian Wilkerson, running back Chase Abbington, defensive end Fernando Whigham, linebacker Devin Alexander, cornerback Taj Jenkins and long snapper Zach Stagner completed that group. Curry (Oklahoma State), Abbington (Missouri) and Alexander (Toledo) are Football Bowl Subdivision transfers.

Turnover Time

Southeast's defense had two interceptions and recovered a fumble in its season-opener at Memphis (Sept. 3). Roper Garrett and Mike Ford each tallied a pick, while Fletcher Evans added his first career fumble recovery. The Redhawks forced a turnover in 10 of their last 12 games and recorded multiple takeaways in five straight contests dating back to last season.

Defensive Momentum

After ranking last in the Ohio Valley Conference with a -9 turnover margin in 2014, Southeast led the league in that category with a +10 mark last season. The Redhawks recovered 10 fumbles and had 11 interceptions en route to leading the OVC in turnover margin for the first time since 2010 (+13). Southeast picked up right where it left off, forcing three turnovers in its season-opener at Memphis (Sept. 3). As a result of that performance, Southeast remained atop the OVC in turnover margin just one week into this season.

2016 OVC Football Standings

	Conference	Overall
Jacksonville State	0-0	1-0
Tennessee State	0-0	1-0
Austin Peay	0-0	0-1
Eastern Illinois	0-0	0-1
Eastern Kentucky	0-0	0-1
Murray State	0-0	0-1
Southeast Missouri	0-0	0-1
Tennessee Tech	0-0	0-1
UT Martin	0-0	0-1

This Week's Schedule

Saturday, Sept. 10

Eastern Illinois at Miami (Ohio), 2:30 p.m., CT
Southeast Missouri at Southern Illinois, 6 p.m., CT
 Tennessee Tech at Austin Peay, 6 p.m., CT
 Missouri State at Murray State, 6 p.m., CT
 Jackson State at Tennessee State, 6 p.m., CT
 Jacksonville State at LSU, 6:30 p.m., CT
 UT Martin at Hawaii, 11 p.m., CT

Last Week's Results

Thursday, Sept. 1

#3 Jacksonville State 31, North Alabama 12
 #20 Western Illinois 38, Eastern Illinois 21
 Wofford 21, Tennessee Tech 7
 Cincinnati 28, UT Martin 7

Saturday, Sept. 3

Purdue 45, Eastern Kentucky 24
 Illinois 52, Murray State 3
 Troy 57, Austin Peay 17
 Tennessee State 44, Arkansas-Pine Bluff 0
Memphis 35, Southeast Missouri 17

2016 OVC Preseason Poll

Jacksonville State (16 first-place votes) - 128 points
 Eastern Kentucky - 100 points
 Eastern Illinois (2) - 97 points
 UT Martin - 96 points
Southeast Missouri - 66 points
 Tennessee State - 55 points
 Tennessee Tech - 45 points
 Murray State - 43 points
 Austin Peay - 18 points



2016 FOOTBALL NOTES / SOUTHERN ILLINOIS GAME • SEPT. 10

2016 Honors & Awards

Captains/Leadership Council

Garret Baker, G
Roper Garrett, ILB
Jake McCandless, C
Tremane McCullough, WR/RB
Chad Meredith, OLB
Eriq Moore, SS
Travis Sanders, TE
Dante Vandeven, QB

Preseason All-OVC

Garret Baker, G
Mike Ford, CB
Roper Garrett, ILB
Tremane McCullough, WR/RB
Eriq Moore, SS

Preseason All-America

Alex Knight, P, Football Gameplan (second-team);
Lindy's Sports (second-team); STATS (third-team)

CFPA FCS National Performer of the Year

Trophy Watch List

Tremane McCullough, RB

OVC Specialist of the Week

Alex Knight, P, Sept. 4

Sack Attack

Southeast registered three sacks at Memphis (Sept. 3) with Chad Meredith, Joshua Wilson and Mike Ford contributing one apiece. The Redhawks are second in the Ohio Valley Conference in sacks just one week into the 2016 campaign. Southeast led the OVC and ranked 15th in the Football Championship Subdivision with 2.82 sacks per game in 2015. The Redhawks notched a total of 31 sacks in 11 games with 15 different players recording at least one. John Popovich paved the way with five sacks for a loss of 32 yards. The 31 sacks marked Southeast's third-most in a season behind the 1994 (38 sacks) and 1997 (33 sacks) campaigns. The Redhawks had a sack in 13 of their last 16 games dating back to 2014.

Knight Shines in Redhawks Opener

Preseason All-American punter Alex Knight averaged 51.4 yards per punt in his season debut at Memphis (Sept. 3). A native of Boca Raton, Florida, Knight punted eight times for 411 yards. He dropped one of his punts inside the 20-yard line and had a touchback. Four of his punts sailed 50 or more yards, including a long of 62. He moved to fourth all-time in career punting yards (6,706) and attempts (160) at Southeast. Knight was rewarded with Ohio Valley Conference Specialist of the Week honors for his efforts on Sept. 4.

Redhawks Visit St. Jude Children's Hospital

The Southeast Missouri football team visited St. Jude Children's Research Hospital on the way to its season-opener at Memphis. Players, coaches and support staff toured the amazing facility that leads the way the world understands, treats and defeats childhood cancer and other life-threatening diseases. Danny Thomas officially opened St. Jude Children's Research Hospital in 1962 and it has spent more than half a century finding cures and saving children. The Redhawks donated teddy bears and other items, along with a check for over \$500 to St. Jude Children's Research Hospital, which operates at a cost of \$2.2 million daily.

Bumpy Road

The Redhawks are a combined 4-25 on the road over the last five-plus years. Southeast picked up one road victory per season since 2012. Two of the Redhawks road losses were decided by no more than five points a year ago.

Redhawks Don New Uniforms

Southeast took the field in new uniforms for its season-opener at Memphis (Sept. 3). The team's fresh Nike uniform sets consist of black jerseys and pants for home games and white jerseys and pants for away contests. The home jerseys include red numbers and trim around the shoulders, while the away jerseys feature black numbers trimmed in red, and black around the shoulders. On the front, all jerseys will continue to have Southeast embroidered above the number with the Redhawk logo at the V of the neck. The Redhawks wore red jerseys at home before switching to black this year. Southeast will keep its same helmets which are flat black with a red and white stripe down the center and Redhawk logos on the sides.

Pink Up Jersey Auction is Open

The Southeast Missouri football team revealed special new Pink Up jerseys to be worn during its annual Pink Up game vs. Austin Peay on Oct. 29. The jerseys will be available for purchase through an online auction from Aug. 12-Oct. 8. Bidding is now open online at www.pinkupcape.com. After the auction closes at 5 p.m., CT, on Oct. 8, the winners will personalize their winning jerseys with a name in honor or memory of a survivor or loved one, if desired. After the game on Oct. 29, the game-worn jerseys will be presented to the winning bidders. The winners will also receive two game tickets and an invitation to a pre-game tailgate party – all in honor and support of Pink Up.

Starting Quarterbacks

Jesse Hosket became the third different quarterback to start a season-opener for Southeast in as many years. Iowa Western Community College transfer Tay Bender was under center for the Redhawks 2015-opener at Missouri and Ohio University transfer Kyle Snyder started the 2014-opener vs. Missouri Baptist. Snyder was the last Redhawk



2016 FOOTBALL NOTES / SOUTHERN ILLINOIS GAME • SEPT. 10

quarterback to start consecutive season-openers in 2013 and 2014.

Preseason All-OVC

Running back Tremane McCullough, linebacker Roper Garrett, guard Garret Baker, cornerback Mike Ford and strong safety Eriq Moore were named Preseason All-Ohio Valley Conference. A native of Royal Palm Beach, Florida, McCullough stormed onto the scene and staked his claim as the Redhawks top rusher last season. He ran for 1,028 yards and five touchdowns on 170 carries, averaging six yards per touch. McCullough led the OVC with six 100-yard rushing games, racking up a season-high 220 yards vs. Murray State. He became the first Southeast running back to get over 1,000 yards in a season since 2012 (Levi Terrell). McCullough had 33 catches for 279 yards out of the backfield, as well. He ranked second in the OVC in rushing yards and rushing yards per game (93.5). In addition, McCullough ranked nationally in rushing yards per carry (19th, 6.1 ypc), rushing yards per game (24th) and all-purpose yardage (20th, 134.2 ypg). He earned first-team and all-newcomer accolades. For the second year in a row, Garrett led Southeast in tackles. A Second-Team All-OVC pick, he notched 106 tackles, 10 tackles for loss, 4.5 sacks and 42 solo stops in 11 starts. Garrett, who is from Farmington, Missouri, ranked second in the OVC in tackles and was one of only four players in the league to get over 100 tackles this season. He was also 10th in the conference in both sacks and tackles for loss, and became the first Redhawk to get 100 tackles in a season since 2012 (Blake Peiffer). Garrett posted a total of six double-digit tackle games during the 2015 campaign. Baker, who hails from Owensville, Missouri, started all 11 games at left guard, helping lead a Southeast offense that ranked second in the OVC with 182.9 rushing yards per game. He was a Second-Team All-OVC pick, claiming all-conference honors for the first time in his career. A native of Alton, Illinois, Ford led the OVC with five interceptions during his first year as a starting cornerback in 2015. He had 44 tackles, two tackles for loss, a team-high seven pass breakups and a sack. Ford was ninth in the FCS in interceptions per game and joined both Garrett and Baker on the league's second-team unit. Moore, from St. Louis, is on

the Preseason All-OVC team for the first time in his career. He ranked third on the team with 60 tackles and second behind Ford with four interceptions. Moore averaged 5.5 tackles per game in 10 starts and 11 contests a year ago. He currently stands tied for 12th on the Redhawks all-time career interceptions list.

Redhawks Fifth in OVC Preseason Poll

Southeast was picked to finish fifth in this year's Ohio Valley Conference Preseason Poll. The Redhawks accumulated 66 points in the overall voting by the league's head coaches and sports information directors. Jacksonville State (16 first-place votes, 128 pts.) was picked to win the OVC, while Eastern Kentucky (100 pts.), Eastern Illinois (2 first-place votes, 97 pts.) and UT Martin (96 pts.) were also selected ahead of Southeast. Tennessee State (55 pts.), Tennessee Tech (45 pts.), Murray State (43 pts.) and Austin Peay (18 pts.) rounded out the predicted order of finish.

Knight Collects Preseason

All-America Honors

Senior punter Alex Knight landed on three different All-America teams this preseason. Knight made the Football Gameplan, Lindy's Sports and STATS Preseason All-America units. A native of Boca Raton, Florida, Knight garnered Second-Team All-OVC honors in 2015 after ranking fifth nationally in punting with 44.8 yards per punt. He saw 29 of his punts downed inside the 20-yard line and 18 punts travel 50 or more yards.

Ford Secures Preseason All-America Accolades

Junior cornerback Mike Ford was named to the 2016 HERO Sports Preseason Football Championship Subdivision All-America Team. Ford, one of six Ohio Valley Conference players to make the team, earned second-team accolades. A native of Alton, Illinois, Ford was a Second-Team All-OVC selection during his first year as a starting cornerback in 2015. He registered 44 tackles (32 solo), two tackles for loss, five interceptions and seven pass breakups. Ford returned an interception for a touchdown against Southern Illinois and led the Redhawks with five picks. His five interceptions ranked eighth in a single-season at Southeast. Murray State quarterback KD Humphries, Tennessee State offensive lineman

Houck Stadium Information

Photographers

Please observe NCAA regulations and shoot from the designated areas. Photographers are not permitted to stand between the 25-yardlines and must display their credentials at all times.

Gameday Parking

There is no media parking at Houck Stadium. Radio and television affiliates should contact the Southeast Missouri Sports Information Office for unloading information.

Postgame Procedure

The Southeast Missouri sports information staff will make requested student-athletes available to the media at the conclusion of each game. Coach Matukewicz's first postgame responsibility after meeting with the team is his live radio show. Matukewicz and selected student-athletes will address the media in the Houck Field House conference room. For interviews with opposing coaches and players, please make arrangements with the visiting Sports Information Director before the end of the game.

Press Box

Press facilities are in the Missouri National Guard Field/Houck Stadium press box located on the top of the south side of the stadium. The press box is a two-level facility, so please use caution when walking up and down the stairs.

Gameday Information

Game notes, rosters, statistics and other information is available for the media in the Houck Stadium press box on gamedays. Weekly releases will be published online at GoSoutheast.com as early as Monday during game weeks.

Phone Lines

One phone line will be provided to the visiting team's official radio station courtesy of the Redhawks Radio Network. If additional phone lines are needed, they must be secured by calling (573) 651-2275 at least one week in advance.

Wireless Internet

The Houck Stadium Press Box is equipped with wireless internet. Please see a member of the Southeast sports information staff for login credentials.

StatBroadcast Live

StatBroadcast Live is the official live statistics platform of Southeast Athletics. Live stats for all of the Redhawks home games can be accessed online at GoSoutheast.com. StatBroadcast Live is available on all mobile devices.



2016 FOOTBALL NOTES / SOUTHERN ILLINOIS GAME • SEPT. 10

Jessamen Dunker, Jacksonville State center Casey Dunn, Jacksonville State defensive lineman Darius Jackson and Eastern Kentucky punter Keith Wrzuszczak also represented the OVC.

Stagner Awarded Scholarship

Long snapper Zach Stagner was awarded a full scholarship on Southeast's final day of preseason camp. Stagner, who initially joined the team as a walk-on in 2014, will make his first career start against Memphis Saturday. Stagner and members of his family were caught off guard during a surprise presentation immediately after the team's scrimmage on Aug. 20. Two members of the Cape Girardeau Police Department entered Houck Stadium in a patrol car with lights flashing and sirens blaring. Officer Gregory exited the car, walked onto the field and issued Stagner the scholarship. As soon as the presentation was over, Stagner was congratulated and mobbed by his teammates. He is the eighth different player to earn a scholarship after entering the program as a walk-on under head coach Tom Matukewicz.

Experienced Offensive Line

Southeast has four returning starters on a veteran offensive line this season. Junior Alex Snyder (RT) and seniors Michael Cooke (RG), Garret Baker (LG) and Jake McCandless (C) are all back. McCandless (34), Baker (23), Cooke (12) and Snyder (12) have combined for 81 starts up front. McCandless and Baker started 34 and 17 consecutive games, respectively. McCandless is a four-year starter, while Baker is in his third season starting on the offensive line.

Senior Driven

The Redhawks have 25 seniors on their roster this season. It is Southeast's largest senior class since 2012 (24).

Garrett Primed for Big Senior Season

Senior linebacker Roper Garrett led Southeast in tackles for the second-straight season in 2015. Garrett ranked second in the Ohio Valley Conference with 106 tackles, averaging 9.6 per game in 11 starts. He earned Second-Team All-OVC accolades as one of four league players with 100 or more tackles. Garrett also finished the year

ranked second on the team in sacks (4.5) and tackles for loss (10). He currently ranks 13th all-time at Southeast with 272 tackles in his career. If Garrett leads the Redhawks in tackles again this year, he will become the first player in Southeast's NCAA Division I era to lead the team in tackles three-straight seasons.

More on the Defense

Each of Southeast's top-five tacklers behind Roper Garrett are also back on defense this year. Outside linebacker Chad Meredith was second on the team with 68 tackles and 3.5 sacks, and led the Redhawks with 10.5 tackles for loss. Strong safety Eriq Moore was third with 60 tackles and second on the team with four interceptions. Cornerback Ryan Moore (54 tackles) and Second-Team All-Ohio Valley Conference cornerback Mike Ford (44 tackles) were fourth and sixth, respectively. Ford also posted a team-high five interceptions and seven pass breakups.

OVC Top Three

Southeast finished the 2015 season ranked among the top three in the Ohio Valley Conference in rushing offense (2nd, 182.9 ypg), kickoff returns (20.6 ypr), punt return average (3rd, 9.6 ypr), kickoff coverage (2nd, 40.6 net avg), sacks (2nd, 31), fourth-down conversions (2nd, 60 pct) and turnover margin (1st, +10).

Coaching Changes

Ben Blake and Ghaali Muhammad-Lankford are the newest members of Southeast's coaching staff. Blake was hired as offensive line coach on Jan. 21 and comes to Southeast after spending two seasons in the same capacity at the University of Sioux Falls. Muhammad-Lankford was named the Redhawks running backs coach on Feb. 2. Muhammad-Lankford previously worked as an offensive graduate assistant at Missouri. Jon Wiemers, who worked the last two years as Southeast's offensive line coach, was promoted to offensive coordinator and quarterbacks coach.

Something Special

Southeast has both its starting punter and kicker returning in 2016. Alex Knight earned Second-Team All-Ohio Valley Conference laurels after leading the OVC and ranking fifth in the nation with 44.8 yards per punt last

season. Knight dropped 29 of his punts inside the 20-yardline and had 18 of his punts travel 50 or more yards. He also had three punts go 60-plus yards. Ryan McCrum will again handle the kicking duties. McCrum was Southeast's second-leading scorer with 56 points on 9-of-16 field goals and a perfect 29-of-29 PATs in 2015. He tied for first in the OVC in PAT kicking percentage, tied for fifth in field goals and ranked sixth in scoring.

Red Zone Focus

One of the areas Southeast will be working to improve this season is red zone defense. The Redhawks closed out the 2015 campaign ranked seventh in the Ohio Valley Conference in that category. Opponents scored on 86.1 percent (31-of-36) of their chances inside Southeast's 20-yardline. The Redhawks surrendered 24 touchdowns (13 rush, 11 pass) and 171 points inside the red zone last year.

This Year's Schedule

Southeast's 2016 schedule includes 11 games, including five at Houck Stadium. The Redhawks will play three non-conference bouts and eight Ohio Valley Conference matchups. Southeast kicks off its season at Football Bowl Subdivision and American Athletic Conference member Memphis (Sept. 3). The Redhawks return a trip to regional-rival Southern Illinois (Sept. 10) and host Indiana State (Sept. 17) to round out non-conference play. Southeast starts its OVC season with three of its first four games on the road. The Redhawks play at Murray State (Sept. 24), Eastern Kentucky (Oct. 8) and Tennessee Tech (Oct. 22) during that stretch. Southeast also hosts Eastern Illinois (Oct. 1), Austin Peay (Oct. 29), Jacksonville State (Nov. 5) and Tennessee State (Nov. 19), and travels to UT Martin (Nov. 12).

Cops and Redhawks Unite

In light of recent shootings in the United States, Southeast Missouri head football coach Tom Matukewicz felt compelled to do something. Matukewicz immediately turned to his player-driven leadership council which serves as a governing body for his team. Jackson native and quarterback Dante Vandeven, one of eight representatives on the leadership council, was quick to suggest a charity flag football event that would involve Southeast's



2016 FOOTBALL NOTES / SOUTHERN ILLINOIS GAME • SEPT. 10

football team and local law enforcement personnel. Not a game to pit Cops against Hawks, but an event that would bring an entire community together. On July 21, Southeast players and law enforcement individuals were teammates in a Cops and Hawks Bowl at Houck Stadium. The event, sponsored by First State Community Bank, raised money for BackStoppers, a non-profit organization that provides needed financial assistance and support to the spouses and dependent children of fallen and injured service members in the line of duty. Approximately \$4,500 was raised. Cape Girardeau Chief of Police Wes Blair, Cape Girardeau County Sheriff John Jordan, Jackson Chief of Police James Humphreys and Southeast Missouri State Department of Public Safety Officer Kenny Mayberry served as honorary coaches. Redhawks senior Preseason All-Ohio Valley Conference selection Tremane McCullough honors his two deceased brothers through football. McCullough's older brother, Tavaris, was shot and killed by a police officer in West Palm Beach, Florida back in 2007. Afterwards, the Redhawks and law enforcement participants enjoyed a meal together, where Blair and Southeast linebacker Terrance Hill were guest speakers.

Brick-By-Brick

Tom Matukewicz's Brick-By-Brick effort to rebuild Southeast's football program is in full effect. His Brick-By-Brick mantra, which is laying the foundation for a turnaround, has four important cornerstones. Attitude, effort, passion and discipline are the staples of Matukewicz's process driven mission to change the landscape of Redhawk football.

McRoberts Signs with Rams Practice Squad

Former Southeast star wide receiver Paul McRoberts was among the Los Angeles Rams final cuts. McRoberts initially signed with the Rams as an undrafted free agent and participated in three preseason games. He caught three passes for 22 yards and a touchdown in NFL preseason action. McRoberts' only touchdown came on a 2-yard pass against the Minnesota Vikings. McRoberts is now on the Rams practice squad.

Game-by-Game Captains

at Memphis (Sept. 3)

Garret Baker, G
Roper Garrett, ILB
Tremane McCullough, WR
Eriq Moore, SS

at Southern Illinois (Sept. 10)

-

Indiana State (Sept. 17)

-

at Murray State (Sept. 24)

-

Eastern Illinois (Oct. 1)

-

at Eastern Kentucky (Oct. 8)

-

at Tennessee Tech (Oct. 22)

-

Austin Peay (Oct. 29)

-

Jacksonville State (Nov. 5)

-

at UT Martin (Nov. 12)

-

Tennessee State (Nov. 19)

-

HEAD COACH TOM MATUKEWICZ



Tom Matukewicz is in his third year as Southeast Missouri's head coach.

Attitude, Effort, Passion and Discipline are the four cornerstones of Tom Matukewicz's process-driven Southeast Missouri football program.

In 2016, Matukewicz has a team that features 18 returning starters, six returning All-Ohio Valley Conference performers and 27 seniors, the Redhawks largest senior class since 2012. Another nice recruiting class with more local talent adds to the strength of this year's squad, which has the pieces in place for Southeast to improve on its 4-7 record and fifth-place OVC finish from last season.

Southeast concluded the 2015 campaign ranked among the top three teams in the OVC in rushing offense (2nd, 182.9 ypg), kickoff returns (20.6 ypr), punt return average (3rd, 9.6 ypr), kickoff coverage (2nd, 40.6 net avg.), sacks (2nd, 31), fourth down conversions (2nd, 60 pct.) and turnover margin (1st, +10). The Redhawks 31 sacks

were third-most in a season. In addition, Southeast led the league in turnover margin after ranking last in that category the year before. The Redhawks faced four ranked teams and lost four games by a combined 14 points last season, as well.

Individually, Dante Vandeven, Tremane McCullough, Paul McRoberts, Garret Baker, Mike Ford, Alex Knight and Roper Garrett earned All-OVC honors in 2015.

Vandeven was the league's Freshman of the Year, McCullough and McRoberts were first-team selections and Baker, Garrett, Knight and Ford were second-team picks. Vandeven, McCullough, Baker, Garrett, Knight and Ford are back this year.

A native of Silver Lake, Kansas, Matukewicz hit the ground running in his head coaching debut in 2014, leading the Redhawks to their most wins in a season since 2010.

Along the way, Southeast enjoyed two wins over ranked opponents, beating then-No. 3 Southeastern Louisiana and then-No. 20 Tennessee State. Southeastern Louisiana was the highest-ranked opponent Southeast had ever beaten and the 2014 campaign marked the first time the Redhawks knocked off two ranked opponents in a season.

After those wins, Southeast was No. 23 in the Oct. 6, 2014 Sports Network Poll, claiming its first Top 25 ranking since the end of the 2010 season.

Statistically, the Redhawks led the OVC in third down conversion percentage (45.7), fourth down conversion percentage (66.7) and sacks allowed (9).

Southeast was also sixth in the Football Championship Subdivision in sacks allowed, 13th in fourth down conversion percentage and 14th in third down conversion

percentage.

As a team, the Redhawks scored 384 points, their most in a season since 2002.

The excitement of Matukewicz's brick-by-brick approach generated an increase of 1,024 at Houck Stadium in 2014, as well.

Matukewicz coached a total of 10 All-OVC performers, including one OVC Freshman of the Year (Vandeven), three first-team selections (McRoberts, McCullough, Ryan McCrum) and six second-team picks (DeMichael Jackson, Tim Hamm-Bey, Baker, Garrett, Ford, Knight) during his first two years as Southeast's head coach. McRoberts was also the Redhawks first player invited to the Reese's Senior Bowl.

Off the field, Matukewicz's program is highly visible in the community and often engages in random acts of kindness. He simply uses goodwill to teach his players valuable life lessons.

In 2015, Southeast partnered with Saint Francis Medical Center to announce a new collaboration, taking the Redhawks' Pink Up efforts to a new level.

Southeast's football team raised over \$20,000 for breast cancer awareness through a Pink Up Jersey Auction. As part of the initiative, the Redhawks wore pink jerseys, each personalized with a name in honor or memory of a survivor or loved one, if desired. Game-worn jerseys were presented to the winning bidders after Southeast's 38-17 victory over Tennessee Tech on Oct. 31, 2015.

"We are thrilled to join Saint Francis Medical Center to help make a difference in this community," said Matukewicz. "We hope this effort raises awareness and money to fight this terrible disease. This is a life changing experience for our players, who will have the opportunity to meet

families that have lost loved ones to cancer."

During Southeast's 2014 season-opener against Missouri Baptist, the Redhawk captains took a No. 14 jersey to midfield for the coin toss to honor the memory of Kaden Robert. Robert was a Kelly High School football player who died in an accidental shooting in June, 2014.

A week later, Michael Douglas, a 16-year old from Kansas, accompanied the Redhawks on the sideline for their game against the Jayhawks on Sept. 6, 2014. Douglas was diagnosed with an interstitial lung disease when he was a year old and has to use an oxygen tank. The teenager initially contacted wide receiver Mike Cyliax for an autograph last summer. Once Matukewicz heard the story, he wrote Douglas a letter and invited him to the game.

Southeast's football program generously donated to the Nolan Weber Believers 5K & Fun Run/Walk in nearby Jackson. Weber was a soccer player at Jackson High School who fought brain cancer for almost three years (doubling the life expectancy of what his illness normally came with) before he passed away. The contribution went to the Believing Beyond Nolan Weber Foundation that provides financial and/or spiritual/emotional support to children and their families battling cancer and other catastrophic illnesses.

Matukewicz also presented a check to the parents of Dominic Hooper -- a Scott City teen who died in February, 2014 from injuries sustained in an ATV accident -- during the team's annual spring game.

A tireless worker, Matukewicz brings energy and passion unlike any other. His commitment to excellence and brick-by-brick



Southeast Missouri State REDHAWKS

HEAD COACH TOM MATUKEWICZ

mantra have the Redhawks soaring to new heights.

"It's all about a process," said Matukewicz. "It's about doing ordinary things with extraordinary discipline. We're going to build a program that you're proud of."

Popularly known as "Coach Tuke," Matukewicz was introduced as Southeast's 13th head coach on Dec. 18, 2013.

Matukewicz is used to transforming programs into winners and he did just that as an assistant coach at Northern Illinois and Southern Illinois.

While at NIU, Matukewicz helped lead the Huskies to the Mid-American Conference West title in 2010 and an outright MAC Championship in 2011. Matukewicz was the linebackers coach in 2011 after serving as defensive run-game coordinator for three seasons under then-head coach Jerry Kill.

Matukewicz reached the pinnacle of his NIU stint when he was interim head coach for the Huskies' trip to the 2010 Humanitarian Bowl after Kill accepted the Minnesota job at the end of the season. He led NIU to a commanding 40-17 victory over Fresno State in that game.

Matukewicz was responsible for coordinating the Huskies' run defense during his first three seasons at NIU. In 2010, the Huskies ranked 24th nationally and third in the MAC in rushing defense, allowing 126.5 yards per game. NIU also had the MAC's No. 1 total defense in 2008 and 2009.

In his first year in DeKalb, Matukewicz was part of a staff that turned NIU into the No. 1 scoring and total defense in the MAC, and one of the top 20 units in the country. The Huskies boasted the second-most improved scoring defense in the nation in 2008. That year, NIU allowed only 18 points per game, down from 30.8 the previous

season. The Huskies ranked 17th nationally in total defense and was fifth in the country in pass defense.

Before that, Matukewicz spent seven seasons at SIU. As linebackers coach and run-game coordinator, he had a big hand in three Missouri Valley Football Conference championships (2003, 2004, 2005) and five NCAA Football Championship Subdivision playoff berths (2003, 2004, 2005, 2006, 2007).

Matukewicz was named the 2007 FCS Assistant Coach of the Year by the American Football Coaches Association after helping turn the Salukis into one of the top rushing defenses in the nation. SIU held its opponents to a rushing average below 135 yards per game every year from 2002-07. The Salukis had three of the top-10 rushing defenses in program history during that time.

Matukewicz's 2004 linebacker

corps formed the heart of a defense which gave up just 101.7 rushing yards per game, led the nation in scoring defense and allowed 13.2 points per contest.

Matukewicz made one more stop at the University of Toledo prior to accepting his first head coaching job at Southeast.

At Toledo, Matukewicz was defensive coordinator and linebackers coach for the 2012 and 2013 seasons.

In 2012, Matukewicz helped guide a defense that ranked among the top 25 in the nation in fourth-down conversion (9th), red-zone defense (10th), interceptions (18th) and turnovers forced (25th). The Rockets went 9-4 and earned a trip to the 2012 Famous Idaho Potato Bowl.

Matukewicz's defense also featured the nation's leading tackler in linebacker Dan Molls. Molls had 166 tackles, earned First-Team All-

MAC honors and became Toledo's first Academic All-American in eight years.

Matukewicz completed his undergraduate work at Fort Hays State. He received his bachelor's degree in physical education in 1997 and then earned his master's degree in administration at Pittsburg State.

Matukewicz coached at Fort Hays State (1996-97), Pittsburg State (1997-99), Coffeyville Community College (1999-2000) and Emporia State (2000-01) prior to his NCAA Division I football tenure.

Matukewicz and his wife, Lenna, have two daughters, Georgia and Shelby.



HEAD COACH TOM MATUKEWICZ



Tom Matukewicz File

Age: 43 (born Aug. 5, 1973)

Hometown: Silver Lake, Kan.

Alma Mater: Fort Hays State, 1997

Family

Wife: Lenna

Daughters: Georgia, Shelby

Coaching Experience

Year	School	Assignment	Record	Conf. Finish	Postseason
1995	Fort Hays State	D-Line/Special Teams	8-2-2	-	-
1996	Fort Hays State	D-Line/Special Teams	7-3	-	-
1997	Pittsburg State	Off. Tackles/Tight Ends	9-2	-	NCAA Division II Playoffs
1998	Pittsburg State	Off. Tackles/Tight Ends	7-2	-	-
1999	Coffeyville CC	Off. Tackles/Tight Ends	5-5	-	-
2000	Emporia State	Defensive Line	6-5	-	-
2001	Southern Illinois	LBs/Run-Game Coord.	1-10	-	-
2002	Southern Illinois	LBs/Run-Game Coord.	4-8	-	-
2003	Southern Illinois	LBs/Run-Game Coord.	10-2	-	NCAA FCS Playoffs
2004	Southern Illinois	LBs/Run-Game Coord.	10-2	-	NCAA FCS Playoffs
2005	Southern Illinois	LBs/Run-Game Coord.	9-4	-	NCAA FCS Playoffs (Quarterfinals)
2006	Southern Illinois	LBs/Run-Game Coord.	9-4	-	NCAA FCS Playoffs (Quarterfinals)
2007	Southern Illinois	LBs/Run-Game Coord.	12-2	-	NCAA FCS Playoffs (Semifinals)
2008	Northern Illinois	Run-Game Coordinator	6-7	-	Independence Bowl
2009	Northern Illinois	Run-Game Coordinator	7-6	-	International Bowl
2010	Northern Illinois	Interim Head Coach	11-3	-	Humanitarian Bowl (win credited to Matukewicz)
2011	Northern Illinois	Linebackers	11-3	-	GoDaddy.com Bowl
2012	Toledo	Defensive Coordinator	9-4	-	Famous Idaho Potato Bowl
2013	Toledo	Defensive Coordinator	7-5	-	-
2014	Southeast Missouri	Head Coach	5-7, 3-5 OVC	T6th	-
2015	Southeast Missouri	Head Coach	4-7, 3-4 OVC	5th	-
2016	Southeast Missouri	Head Coach	0-1, 0-0 OVC	-	-

Overall Record: 10-15

Record at Southeast Missouri, 9-15, 6-9 Ohio Valley Conference (Second Year)

Record at Northern Illinois, 1-0, win in Humanitarian Bowl credited to Matukewicz (2010)

Record as a College Assistant, 147-79-2 (19 years)

ASSISTANT COACHES / FOOTBALL STAFF



Bryce Saia
Defensive Coord./OLB
Third Year



Jon Wiemers
Offensive Coord./QB
Third Year



Ben Blake
Offensive Line
First Year



Eric Burrow
Safeties/Recruiting
Third Year



Ricky Coon
Asst. Head Coach/DL
Third Year




Tyler French
First Year
Inside Linebackers




Matt Martin
Wide Receivers/ST
Third Year



Ghaali Muhammad-Lankford
Running Backs
First Year



Salim Powell
Cornerbacks
Sixth Year



Joe Uhls
TE/FB/Operations
Fifth Year



Jared Diekmann
Offensive Assistant



Johnathon Hankinson
Equipment Manager



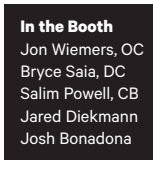
Ben Fox
Athletic Trainer



Justin Guy
Strength &
Conditioning



Josh Bonadona
Video Coordinator



In the Booth
Jon Wiemers, OC
Bryce Saia, DC
Salim Powell, CB
Jared Diekmann
Josh Bonadona



2016 FOOTBALL NOTES / SOUTHERN ILLINOIS GAME • SEPT. 10

Redhawks Radio Network

All Redhawk football games will be broadcast live on the radio at ESPN 92.9 FM and online at GoSoutheast.com. Games can also be heard on Real Rock 99.3 FM. Erik Sean returns for his 17th year as the “Voice of the Redhawks.” Sean is the Director of Sports Operations for Mississippi River Radio’s eight radio stations in Cape Girardeau. He is an 11-time winner of the Missouri Broadcasters Association’s Play-by-Play Award and three-time winner of the MBA’s Sports Award. Sean will be assisted by former Southeast quarterback Rick Wieser (color analyst) and KZIM/KGIR sports anchor and reporter Todd Bonacki (sideline) at all home games.

Radio Network Affiliates

ESPN 92.9 FM (KLSC)
Cape Girardeau, Mo.
(Flagship)

Real Rock 99.3 FM (KCGQ)
Cape Girardeau, Mo.

ESPN 1220 AM (KGIR)
Cape Girardeau, Mo.

ESPN 1470 (KMAL)
Malden, Mo.

OVC Teleconferences

All Ohio Valley Conference head coaches will participate in a weekly teleconference, which will take place on Tuesday mornings at 10 a.m., CT, beginning Aug. 30. Southeast head coach Tom Matukewicz will be on the call at 10:28 a.m. Please contact Kyle Schwartz, (615) 371-1698, at the conference office for more information.

Credentials

Credentials are required for entrance to the press box or access to the field (for photographers). To request season or single-game credentials, please contact the Southeast Missouri Sports Information Office by phone at (573) 651-2933 or email at

Game Week Media Schedule

September

5 Monday	6 Tuesday	7 Wednesday	8 Thursday	9 Friday
10:30 p.m. Redhawks Football with Coach Tuke (Tape-Delayed on the Heartland CW WQWQ-TV)	10 a.m. OVC Teleconference Noon-1 p.m. Radio Show Wings Etc (Cape Girardeau)	Requested Interviews After Practice (4-6 p.m. at Houck Stadium)	No media availability	No media availability
	Requested Interviews After Practice (4-6 p.m. at Houck Stadium)			

jhonza@semo.edu. Credentials can be picked up at the ticket booth on the south side of Missouri National Guard Field/ Houck Stadium.

Radio Show

Southeast Missouri’s football radio show is every Tuesday at Wings Etc., beginning Aug. 30. A total of 12 shows are on this year’s schedule, including eight in Cape Girardeau (3047 William Street) and four in Jackson (2003 East Jackson Blvd.). Erik Sean will host the radio show which airs live on ESPN 92.9 FM and ESPN 1220 AM each week. Fans can also watch every radio show live online.

Radio Show Schedule

- Aug. 30 - Wings Etc (Cape Girardeau)
- Sept. 6 - Wings Etc (Cape Girardeau)
- Sept. 13 - Wings Etc (Jackson)
- Sept. 20 - Wings Etc (Cape Girardeau)
- Sept. 27 - Wings Etc (Cape Girardeau)
- Oct. 4 - Wings Etc (Jackson)
- Oct. 11 - Wings Etc (Cape Girardeau)
- Oct. 18 - Wings Etc (Cape Girardeau)
- Oct. 25 - Wings Etc (Jackson)
- Nov. 1 - Wings Etc (Cape Girardeau)
- Nov. 8 - Wings Etc (Cape Girardeau)
- Nov. 15 - Wings Etc (Jackson)

Redhawks Football with Coach Tuke

“Redhawks Football with Coach Tuke” will be televised Monday nights at 10:30 p.m., CT, on the Heartland CW (WQWQ-TV) and Charter Cable Channel 12. It also airs on Cable Channel 11 and simulcast on digital channel 89 on Tuesdays, Wednesdays and Thursdays at the following times: 8:30 a.m., 8 p.m. and midnight. The show begins Aug. 29 and is hosted by KFVS Sports Director Todd Richards.

OVC Digital Network

The 2015-16 season marks the fifth year for the OVC Digital Network which provides live games free on any device. Fans can watch Southeast Missouri’s home and away OVC matchups free of charge online at OVCDigitalNetwork.com.

Redhawks on TV

Two of Southeast’s games will air exclusively on television this fall. The Redhawks 2016 season-opener at Memphis (Sept. 3) will be televised on ESPN3. Southeast’s game at Murray State (Sept. 24) also airs on ESPN3 as part of the Ohio Valley Conference “Game of the Week” package.



Southeast Missouri State REDHAWKS

NUMERICAL ROSTER

No.	Name	Pos.	Ht.	Wt.	Cl.	Yr.	Hometown	High School/Previous College
1	Al Young	WR	6-0	176	Fr.	1st	Cape Girardeau, Mo.	Central
1	Clay Vassalli	CB	6-1	185	Fr.	1st	Hillsboro, Mo.	Hillsboro
2	C.J. Curry	WR	6-2	200	Sr.	5th	Flowery Branch, Ga.	Flowery Branch/Oklahoma State
2	Bydarrius Knighten	DB	6-1	174	Fr.	1st	Tunica, Miss.	Rosa Fort
3	Omarrick Douglas	OLB	6-3	207	Fr.	1st	Louisville, Ky.	Ballard
3	Chase Abbington	RB	6-2	215	Jr.	4th	St. Louis, Mo.	Fort Zumwalt South/Missouri
4	Mike Ford	CB	6-0	190	Jr.	4th	Alton, Ill.	Marquette Catholic
4	Jesse Hosket	QB	6-4	221	Jr.	3rd	French Camp, Miss.	French Camp/East Central CC
5	Eriq Moore	SS	5-10	202	Sr.	5th	St. Louis, Mo.	Parkway Central
5	Colby Cornett	QB	5-11	165	Fr.	1st	Joplin, Mo.	Joplin
6	Darrius Darden-Box	WR	5-6	175	Sr.	5th	Nashville, Tenn.	Pearl-Cohn
6	Justin Swift	OLB	6-0	206	Fr.	1st	Memphis, Tenn.	Trezevant
7	Anthony Cooper	QB	6-1	200	So.	3rd	Springfield, Mo.	Kickapoo
7	Chad Meredith	OLB	6-5	228	Jr.	4th	Louisville, Ky.	Christian Academy
8	Tremane McCullough	WR/RB	5-7	163	Sr.	5th	Royal Palm Beach, Fla.	Royal Palm Beach/Arizona Western CC
9	Terrance Hill	ILB	6-0	216	Sr.	5th	Kansas City, Mo.	Raytown
9	Zack Smith	WR	5-11	182	Fr.	1st	Louisville, Ky.	Male
10	Ryyan Wilkins	RB	5-11	180	Fr.	2nd	Florissant, Mo.	McCluer North
10	JJ Flye	CB	5-11	184	Jr.	3rd	Southaven, Miss.	Southaven
11	Adrian Davis	WR	6-3	188	Jr.	3rd	St. Petersburg, Fla.	Lakewood Senior
11	Terez Long	S	5-7	168	Jr.	3rd	St. Louis, Mo.	Parkway North/Culver-Stockton
12	Richie Eisenhart	WR	5-8	176	So.	3rd	St. Charles, Mo.	Francis Howell
12	Marlon Eugene	ATH	6-0	188	Fr.	1st	Royal Palm Beach, Fla.	Royal Palm Beach
13	Tyler McLemore	WR	6-1	209	Jr.	4th	Godfrey, Ill.	Alton
14	Trevon Billington	WR	6-1	184	Fr.	2nd	St. Louis, Mo.	Soldan
15	Cameron Sanders	RB	6-2	206	So.	2nd	Memphis, Tenn.	Christian Brothers
16	Tyler Manne	WR	5-10	170	Sr.	5th	St. Louis, Mo.	Lafayette
17	Rudie Frye	FS	6-1	185	So.	2nd	Memphis, Tenn.	White Station
17	Eain Roberts	QB	6-2	185	So.	2nd	Pacific, Mo.	Pacific/Westminster
18	Dante Vandeven	QB	6-2	185	So.	2nd	Jackson, Mo.	Jackson
19	Nick Sprague	QB	6-3	210	Fr.	1st	Manchester, Mo.	Parkway South/Garden City CC
20	Steve Durosier	CB	5-11	185	So.	2nd	Miami, Fla.	American
21	Omar Pierre-Louis	SS	6-1	195	Jr.	4th	Loxahatchee, Fla.	Seminole Ridge/Independence CC
22	Devin Alexander	OLB	6-0	238	So.	3rd	St. Louis, Mo.	Ritenour/Toledo
23	Josh Kinzer	OLB	5-11	216	Jr.	3rd	Owasso, Okla.	Owasso
24	Ryan Moore	FS	5-9	183	Sr.	5th	St. Louis, Mo.	Lutheran North/Missouri Western
25	Jamarl Holloway	CB	5-11	182	Sr.	4th	St. Martin, Miss.	Gautier/Pearl River CC
26	Taron Divens	SS	5-11	190	Sr.	4th	McComb, Miss.	McComb/Pearl River CC
27	Renell Guerrier	S	6-0	185	Fr.	1st	Auburndale, Fla.	Auburndale
28	Eddie Morris	RB	5-10	200	So.	2nd	Manchester, Mo.	Parkway South/Garden City CC
29	Byron Wilson	OLB	6-4	228	Sr.	4th	Memphis, Tenn.	White Station/Highland CC
30	Nick Thompson	ILB	5-11	235	Fr.	1st	Malden, Mo.	Malden
31	Jordan Perry	WR	6-1	169	Fr.	1st	St. Louis, Mo.	University City
32	Taj Jenkins	CB	6-2	181	Fr.	2nd	Tampa, Fla.	Jefferson
33	Adrian Scott	DB	5-10	175	Jr.	3rd	Tunica, Miss.	Rosa Fort/Copiah-Lincoln CC
34	Will Young	RB	5-11	200	Sr.	4th	Wichita, Kan.	Southeast/Highland CC
35	Ryan McCrum	K	6-0	228	Sr.	5th	St. Charles, Mo.	St. Charles West
36	Zach Cox	TE	6-0	226	Sr.	5th	Owensboro, Ky.	Daviess County
37	Kendrick Tiller	K/P	5-11	164	Fr.	1st	Lebanon, Mo.	Lebanon
38	Tyler Fallert	RB	5-9	209	So.	3rd	Ste. Genevieve, Mo.	Valle Catholic
39	Alex Cowins	DB	5-9	159	Fr.	1st	St. Louis, Mo.	Trinity Catholic
41	Camden Boyle	LS	6-0	220	Fr.	1st	Lake Zurich, Ill.	Lake Zurich
42	Rider Garrett	ILB	5-11	229	Jr.	4th	Farmington, Mo.	Farmington
43	Roper Garrett	ILB	6-1	235	Sr.	5th	Farmington, Mo.	Farmington
44	Bud Hilburn	TE	6-1	238	Fr.	2nd	Kennett, Mo.	Kennett
45	Travis Sanders	TE	6-3	264	Sr.	5th	St. Clair, Mo.	St. Clair
46	Alex Knight	P/K	6-1	199	Sr.	4th	Boca Raton, Fla.	St. Thomas Aquinas
47	Logan Larson	TE	6-2	263	Jr.	4th	Springfield, Ill.	Pleasant Plains/Bowling Green
48	Stephen Dunn	TE	6-4	246	Jr.	4th	Jackson, Mo.	Jackson
49	Victor Alvarez	OLB	6-2	237	Fr.	1st	West Palm Beach, Fla.	Oxbridge Academy
50	Clarence Thornton	DL	6-3	300	Fr.	1st	Memphis, Tenn.	Ridgeway



NUMERICAL ROSTER

52	Joe Welte	ILB	6-0	206	Fr.	1st	Arnold, Mo.	Fox
53	Zach Hall	ILB	6-0	233	Fr.	1st	Louisville, Ky.	Male
54	Fletcher Evans	DT	6-2	291	Jr.	4th	Champaign, Ill.	Centennial
55	Zach Stagner	LS	5-11	211	So.	3rd	Cape Girardeau, Mo.	Central
56	Jake Reynolds	K/P	5-11	170	Fr.	1st	Wildwood, Mo.	Lafayette
57	Britt Harris	ILB	6-0	215	Fr.	1st	Kennett, Mo.	Kennett
59	Marcus Davis	DL	6-2	250	Fr.	1st	Louisville, Ky.	Male
60	Michael Cooke	OT	6-1	287	Sr.	5th	Alton, Ill.	Marquette
61	Gabe Phillips	OT	6-5	283	Jr.	4th	Springfield, Ill.	Glenwood
62	Jake McCandless	C	6-0	305	Sr.	4th	Newburgh, Ind.	Castle
63	Billy Dasher	G	6-0	292	Sr.	4th	Birmingham, Ala.	Oak Mountain
65	Isaac Diabagate	LB	6-0	170	So.	2nd	Clarksburg, Md.	Clarksburg/Alderson Broaddus Univ.
66	Giovanni Negron	G	6-2	321	So.	3rd	Tampa, Fla.	Countryside
68	Brandt Selesky	LS	6-0	236	Fr.	1st	Trussville, Ala.	Hewitt-Trussville
70	Logan Misner	OL	6-2	298	So.	3rd	Poplar Bluff, Mo.	Poplar Bluff
71	Jerome Miller	OL	6-5	295	Jr.	3rd	Hutchinson, Kan.	Trinity Catholic/Highland CC
73	Alex Snyder	OT	6-3	289	Jr.	4th	Humble, Texas	St. Thomas
74	Garret Baker	G	6-2	275	Sr.	5th	Owensville, Mo.	Owensville
75	Devin Hebert	DL	6-3	296	Fr.	1st	Thibodaux, La.	Thibodaux
76	Drew Forbes	OT	6-6	306	So.	2nd	Bonne Terre, Mo.	North County
77	Mike Brown	C	6-4	325	Fr.	1st	Seffner, Fla.	Armwood
78	Drew Swihart	OT	6-5	315	Fr.	2nd	Manchester, Mo.	Parkway West
79	Mitch Yant	OT	6-6	279	Fr.	2nd	Kirkwood, Mo.	St. John Vianney
80	Corey Manne	WR	6-0	162	Fr.	2nd	St. Louis, Mo.	Lafayette
81	Kendall Donnerson	OLB	6-2	238	Jr.	3rd	Maumelle, Ark.	Maumelle
82	Traionn Jones	WR	5-9	190	Fr.	1st	West Palm Beach, Fla.	Oxbridge Academy
83	Broedy Wheeler	TE	6-1	237	Jr.	4th	Spring, Texas	Klein Oak
84	Austin Crump	TE	6-5	237	Fr.	1st	Eureka, Mo.	Eureka
85	Marquette Murdock	TE	6-3	237	So.	2nd	Memphis, Tenn.	Ridgeway
86	Gabe Jones	WR	5-9	169	Fr.	1st	Maumelle, Ark.	Maumelle
87	Kristian Wilkerson	WR	6-3	190	Fr.	2nd	Memphis, Tenn.	Craigmont
88	Eric Williams	WR	6-3	234	Fr.	2nd	St. Louis, Mo.	Carnahan
89	Jacquan Fuller	WR	5-8	170	Fr.	2nd	Largo, Fla.	Indian Rocks Christian
90	Anthony Cheatum	NT	6-3	290	Sr.	4th	Monterey Park, Calif.	Valley View/East Los Angeles CC
91	Fernando Whigham	DE	6-4	280	Sr.	5th	St. Louis, Mo.	Lutheran North
92	Ryan Ochoa	DT	6-1	292	Fr.	2nd	Hillsboro, Mo.	Hillsboro
93	Marlon Hampton	NT	6-2	337	Sr.	4th	Webster Groves, Mo.	Webster Groves
95/72	Lawton Kietzman	OL	6-5	273	Jr.	4th	Springfield, Ill.	Glenwood
96	Lloyd Laufili Time	TE	6-1	247	Sr.	4th	Birmingham, Ala.	Oak Mountain
97	Ryan Truvillion	DT	6-6	277	Fr.	2nd	Kansas City, Mo.	Park Hill
98	Joshua Wilson	DT	5-10	323	Jr.	3rd	Royal Palm Beach, Fla.	Royal Palm Beach
99	John Popovich	DE	6-4	275	Sr.	4th	Louisville, Ky.	Christian Academy

Head Coach

Tom Matukewicz (Third Year - Fort Hays State, 1997)

Assistant Coaches

- Bryce Saia (Defensive Coordinator/Outside Linebackers - Fort Hays State, 1996)
- Jon Wiemers (Offensive Coordinator/Quarterbacks - Saginaw Valley State, 1998)
- Ricky Coon (Assistant Head Coach/Defensive Line - Bethel College, 2005)
- Eric Burrow (Safeties/Recruiting Coordinator - Missouri, 2009)
- Matt Martin (Wide Receivers/Special Teams - Emporia State, 2006)
- Salim Powell (Cornerbacks - Southeast Missouri, 2010)
- Joe Uhls (Fullbacks/Tight Ends/Operations - Southeast Missouri, 2012)
- Tyler French (Inside Linebackers - Southeast Missouri, 2013)
- Ben Blake (Offensive Line - Concordia (Wis.), 2004)
- Ghaali Muhammad-Lankford (Running Backs - Wyoming, 2013)
- Jared Diekmann (Offensive Assistant - Central Florida, 2009)

Last updated August 31, 2016

Pronunciation Guide

- Isaac Diabagate.....die-A-buh-gate
- Lawton KietzmanKEETZ-man
- Lloyd Laufili Time.....LAH-feel-EE TEA-may
- Tyler Manne.....man-ee
- Logan Misner.....
- Ghaali Muhammad-Lankford.....golly
- Giovanni Negron.....neh-grahn
- Nick Sprague.....spraig
- Drew Swihart.....swhy-heart
- Bryce Saia.....sigh-uh
- Clay Vassalli.....vuh-sally
- Joe Welte.....well-tee

Roster Breakdown

- Total Squad Members.....103
- Seniors.....25
- Fifth-Year.....14
- Juniors.....22
- Sophomores.....16
- Freshmen.....40
- Redshirt.....12



Southeast Missouri State REDHAWKS

ALPHABETICAL ROSTER

No.	Name	Pos.	Ht.	Wt.	Cl.	Yr.	Hometown	High School/Previous College
3	Chase Abbington	RB	6-2	215	Jr.	4th	St. Louis, Mo.	Fort Zumwalt South/Missouri
22	Devin Alexander	OLB	6-0	238	So.	3rd	St. Louis, Mo.	Ritenour/Toledo
49	Victor Alvarez	OLB	6-2	237	Fr.	1st	West Palm Beach, Fla.	Oxbridge Academy
74	Garret Baker	G	6-2	275	Sr.	5th	Owensville, Mo.	Owensville
14	Trevon Billington	WR	6-1	184	Fr.	2nd	St. Louis, Mo.	Soldan
41	Camden Boyle	LS	6-0	220	Fr.	1st	Lake Zurich, Ill.	Lake Zurich
77	Mike Brown	C	6-4	325	Fr.	1st	Seffner, Fla.	Armwood
90	Anthony Cheatum	NT	6-3	290	Sr.	4th	Monterey Park, Calif.	Valley View/East Los Angeles CC
60	Michael Cooke	OT	6-1	287	Sr.	5th	Alton, Ill.	Marquette
7	Anthony Cooper	QB	6-1	200	So.	3rd	Springfield, Mo.	Kickapoo
5	Colby Cornett	QB	5-11	165	Fr.	1st	Joplin, Mo.	Joplin
39	Alex Cowins	DB	5-9	159	Fr.	1st	St. Louis, Mo.	Trinity Catholic
36	Zach Cox	TE	6-0	226	Sr.	5th	Owensboro, Ky.	Daviess County
84	Austin Crump	TE	6-5	237	Fr.	1st	Eureka, Mo.	Eureka
2	C.J. Curry	WR	6-2	200	Sr.	5th	Flowery Branch, Ga.	Flowery Branch/Oklahoma State
6	Darrius Darden-Box	WR	5-6	175	Sr.	5th	Nashville, Tenn.	Pearl-Cohn
63	Billy Dasher	G	6-0	292	Sr.	4th	Birmingham, Ala.	Oak Mountain
11	Adrian Davis	WR	6-3	188	Jr.	3rd	St. Petersburg, Fla.	Lakewood Senior
59	Marcus Davis	DL	6-2	250	Fr.	1st	Louisville, Ky.	Male
65	Isaac Diabagate	LB	6-0	170	So.	2nd	Clarksburg, Md.	Clarksburg/Alderson Broaddus Univ.
26	Taron Divens	SS	5-11	190	Sr.	4th	McComb, Miss.	McComb/Pearl River CC
81	Kendall Donnerson	OLB	6-2	238	Jr.	3rd	Maumelle, Ark.	Maumelle
3	Omarrick Douglas	OLB	6-3	207	Fr.	1st	Louisville, Ky.	Ballard
48	Stephen Dunn	TE	6-4	246	Jr.	4th	Jackson, Mo.	Jackson
20	Steve Durosier	CB	5-11	185	So.	2nd	Miami, Fla.	American
12	Richie Eisenhart	WR	5-8	176	So.	3rd	St. Charles, Mo.	Francis Howell
12	Marlon Eugene	ATH	6-0	188	Fr.	1st	Royal Palm Beach, Fla.	Royal Palm Beach
54	Fletcher Evans	DT	6-2	291	Jr.	4th	Champaign, Ill.	Centennial
38	Tyler Fallert	RB	5-9	209	So.	3rd	Ste. Genevieve, Mo.	Valle Catholic
10	JJ Flye	CB	5-11	184	Jr.	3rd	Southaven, Miss.	Southaven
76	Drew Forbes	OT	6-6	306	So.	2nd	Bonne Terre, Mo.	North County
4	Mike Ford	CB	6-0	190	Jr.	4th	Alton, Ill.	Marquette Catholic
17	Rudie Frye	FS	6-1	185	So.	2nd	Memphis, Tenn.	White Station
89	Jacquan Fuller	WR	5-8	170	Fr.	2nd	Largo, Fla.	Indian Rocks Christian
42	Rider Garrett	ILB	5-11	229	Jr.	4th	Farmington, Mo.	Farmington
43	Roper Garrett	ILB	6-1	235	Sr.	5th	Farmington, Mo.	Farmington
27	Renell Guerrier	S	6-0	185	Fr.	1st	Auburndale, Fla.	Auburndale
53	Zach Hall	ILB	6-0	233	Fr.	1st	Louisville, Ky.	Male
93	Marlon Hampton	NT	6-2	337	Sr.	4th	Webster Groves, Mo.	Webster Groves
57	Britt Harris	ILB	6-0	215	Fr.	1st	Kennett, Mo.	Kennett
75	Devin Hebert	DL	6-3	296	Fr.	1st	Thibodaux, La.	Thibodaux
44	Bud Hilburn	TE	6-1	238	Fr.	2nd	Kennett, Mo.	Kennett
9	Terrance Hill	ILB	6-0	216	Sr.	5th	Kansas City, Mo.	Raytown
25	Jamarl Holloway	CB	5-11	182	Sr.	4th	St. Martin, Miss.	Gautier/Pearl River CC
4	Jesse Hosket	QB	6-4	221	Jr.	3rd	French Camp, Miss.	French Camp/East Central CC
32	Taj Jenkins	CB	6-2	181	Fr.	2nd	Tampa, Fla.	Jefferson
86	Gabe Jones	WR	5-9	169	Fr.	1st	Maumelle, Ark.	Maumelle
82	Traionn Jones	WR	5-9	190	Fr.	1st	West Palm Beach, Fla.	Oxbridge Academy
95/72	Lawton Kietzman	OL	6-5	273	Jr.	4th	Springfield, Ill.	Glenwood
23	Josh Kinzer	OLB	5-11	216	Jr.	3rd	Owasso, Okla.	Owasso
46	Alex Knight	P/K	6-1	199	Sr.	4th	Boca Raton, Fla.	St. Thomas Aquinas
2	Bydarrius Knighten	DB	6-1	174	Fr.	1st	Tunica, Miss.	Rosa Fort
47	Logan Larson	TE	6-2	263	Jr.	4th	Springfield, Ill.	Pleasant Plains/Bowling Green
96	Lloyd Laufili Time	TE	6-1	247	Sr.	4th	Birmingham, Ala.	Oak Mountain
11	Terez Long	S	5-7	168	Jr.	3rd	St. Louis, Mo.	Parkway North/Culver-Stockton
80	Corey Manne	WR	6-0	162	Fr.	2nd	St. Louis, Mo.	Lafayette
16	Tyler Manne	WR	5-10	170	Sr.	5th	St. Louis, Mo.	Lafayette
62	Jake McCandless	C	6-0	305	Sr.	4th	Newburgh, Ind.	Castle
35	Ryan McCrum	K	6-0	228	Sr.	5th	St. Charles, Mo.	St. Charles West
8	Tremane McCullough	WR/RB	5-7	163	Sr.	5th	Royal Palm Beach, Fla.	Royal Palm Beach/Arizona Western CC
13	Tyler McLemore	WR	6-1	209	Jr.	4th	Godfrey, Ill.	Alton



ALPHABETICAL ROSTER

7	Chad Meredith	OLB	6-5	228	Jr.	4th	Louisville, Ky.	Christian Academy
71	Jerome Miller	OL	6-5	295	Jr.	3rd	Hutchinson, Kan.	Trinity Catholic/Highland CC
70	Logan Misner	OL	6-2	298	So.	3rd	Poplar Bluff, Mo.	Poplar Bluff
5	Eriq Moore	SS	5-10	202	Sr.	5th	St. Louis, Mo.	Parkway Central
24	Ryan Moore	FS	5-9	183	Sr.	5th	St. Louis, Mo.	Lutheran North/Missouri Western
28	Eddie Morris	RB	5-10	200	So.	2nd	Manchester, Mo.	Parkway South/Garden City CC
85	Marquette Murdock	TE	6-3	237	So.	2nd	Memphis, Tenn.	Ridgeway
66	Giovanni Negron	G	6-2	321	So.	3rd	Tampa, Fla.	Countryside
92	Ryan Ochoa	DT	6-1	292	Fr.	2nd	Hillsboro, Mo.	Hillsboro
31	Jordan Perry	WR	6-1	169	Fr.	1st	St. Louis, Mo.	University City
61	Gabe Phillips	OT	6-5	283	Jr.	4th	Springfield, Ill.	Glenwood
21	Omar Pierre-Louis	SS	6-1	195	Jr.	4th	Loxahatchee, Fla.	Seminole Ridge/Independence CC
99	John Popovich	DE	6-4	275	Sr.	4th	Louisville, Ky.	Christian Academy
56	Jake Reynolds	K/P	5-11	170	Fr.	1st	Wildwood, Mo.	Lafayette
17	Eain Roberts	QB	6-2	185	So.	2nd	Pacific, Mo.	Pacific/Westminster
15	Cameron Sanders	RB	6-2	206	So.	2nd	Memphis, Tenn.	Christian Brothers
45	Travis Sanders	TE	6-3	264	Sr.	5th	St. Clair, Mo.	St. Clair
33	Adrian Scott	DB	5-10	175	Jr.	3rd	Tunica, Miss.	Rosa Fort/Copiah-Lincoln CC
68	Brandt Selesky	LS	6-0	236	Fr.	1st	Trussville, Ala.	Hewitt-Trussville
9	Zack Smith	WR	5-11	182	Fr.	1st	Louisville, Ky.	Male
73	Alex Snyder	OT	6-3	289	Jr.	4th	Humble, Texas	St. Thomas
19	Nick Sprague	QB	6-3	210	Fr.	1st	Manchester, Mo.	Parkway South/Garden City CC
55	Zach Stagner	LS	5-11	211	So.	3rd	Cape Girardeau, Mo.	Central
6	Justin Swift	OLB	6-0	206	Fr.	1st	Memphis, Tenn.	Trezevant
78	Drew Swihart	OT	6-5	315	Fr.	2nd	Manchester, Mo.	Parkway West
30	Nick Thompson	ILB	5-11	235	Fr.	1st	Malden, Mo.	Malden
50	Clarence Thornton	DL	6-3	300	Fr.	1st	Memphis, Tenn.	Ridgeway
37	Kendrick Tiller	K/P	5-11	164	Fr.	1st	Lebanon, Mo.	Lebanon
97	Ryan Truvillion	DT	6-6	277	Fr.	2nd	Kansas City, Mo.	Park Hill
18	Dante Vandeven	QB	6-2	185	So.	2nd	Jackson, Mo.	Jackson
1	Clay Vassalli	CB	6-1	185	Fr.	1st	Hillsboro, Mo.	Hillsboro
52	Joe Welte	ILB	6-0	206	Fr.	1st	Arnold, Mo.	Fox
83	Broedy Wheeler	TE	6-1	237	Jr.	4th	Spring, Texas	Klein Oak
91	Fernando Whigham	DE	6-4	280	Sr.	5th	St. Louis, Mo.	Lutheran North
87	Kristian Wilkerson	WR	6-3	190	Fr.	2nd	Memphis, Tenn.	Craigmont
10	Ryann Wilkins	RB	5-11	180	Fr.	2nd	Florissant, Mo.	McCluer North
88	Eric Williams	WR	6-3	234	Fr.	2nd	St. Louis, Mo.	Carnahan
29	Byron Wilson	OLB	6-4	228	Sr.	4th	Memphis, Tenn.	White Station/Highland CC
98	Joshua Wilson	DT	5-10	323	Jr.	3rd	Royal Palm Beach, Fla.	Royal Palm Beach
79	Mitch Yant	OT	6-6	279	Fr.	2nd	Kirkwood, Mo.	St. John Vianney
1	Al Young	WR	6-0	176	Fr.	1st	Cape Girardeau, Mo.	Central
34	Will Young	RB	5-11	200	Sr.	4th	Wichita, Kan.	Southeast/Highland CC

Head Coach

Tom Matukewicz (Third Year - Fort Hays State, 1997)

Assistant Coaches

- Bryce Saia (Defensive Coordinator/Outside Linebackers - Fort Hays State, 1996)
- Jon Wiemers (Offensive Coordinator/Quarterbacks - Saginaw Valley State, 1998)
- Ricky Coon (Assistant Head Coach/Defensive Line - Bethel College, 2005)
- Eric Burrow (Safeties/Recruiting Coordinator - Missouri, 2009)
- Matt Martin (Wide Receivers/Special Teams - Emporia State, 2006)
- Salim Powell (Cornerbacks - Southeast Missouri, 2010)
- Joe Uhls (Fullbacks/Tight Ends/Operations - Southeast Missouri, 2012)
- Tyler French (Inside Linebackers - Southeast Missouri, 2013)
- Ben Blake (Offensive Line - Concordia (Wis.), 2004)
- Ghaali Muhammad-Lankford (Running Backs - Wyoming, 2013)
- Jared Diekmann (Offensive Assistant - Central Florida, 2009)

Last updated August 31, 2016

Pronunciation Guide

- Isaac Diabagate.....die-A-buh-gate
- Lawton KietzmanKEETZ-man
- Lloyd Laufili Time.....LAH-feel-EE TEA-may
- Tyler Manne.....man-ee
- Logan Misner.....
- Ghaali Muhammad-Lankford.....golly
- Giovanni Negron.....neh-grahn
- Nick Sprague.....sraig
- Drew Swihart.....swwhy-heart
- Bryce Saia.....sigh-uh
- Clay Vassalli.....vuh-sally
- Joe Welte.....well-tee

Roster Breakdown

- Total Squad Members.....103
- Seniors.....25
- Fifth-Year.....14
- Juniors.....22
- Sophomores.....16
- Freshmen.....40
- Redshirt.....12



DEPTH CHART / SOUTHERN ILLINOIS GAME • SEPT. 10

OFFENSE

Left Tackle

76	Drew Forbes	6-6	306	So.	Bonne Terre, Mo./North County H.S.
95	Lawton Kietzman	6-5	273	Jr.	Springfield, Ill./Glenwood H.S.

Left Guard

74	Garret Baker	6-2	275	Sr.	Owensville, Mo./Owensville H.S.
66	Giovanni Negron	6-2	321	So.	Tampa, Fla./Countryside H.S.

Center

62	Jake McCandless	6-0	305	Sr.	Newburgh, Ind./Castle H.S.
63	Billy Dasher	6-0	292	Sr.	Birmingham, Ala./Oak Mountain H.S.

Right Guard

60	Michael Cooke	6-1	287	Sr.	Alton, Ill./Marquette H.S.
78	Drew Swihart	6-5	315	R-Fr.	Manchester, Mo./Parkway West H.S.

Right Tackle

73	Alex Snyder	6-3	289	Jr.	Humble, Texas/St. Thomas H.S.
71	Jerome Miller	6-5	295	Jr.	Hutchinson, Kan./Highland CC

Tight End

85	Marquette Murdock	6-3	237	So.	Memphis, Tenn./Rideway H.S.
48	Stephen Dunn	6-4	246	Jr.	Jackson, Mo./Jackson H.S.

Tight End

96	Lloyd Lauffili Time	6-1	247	Sr.	Birmingham, Ala./Oak Mountain H.S.
48	Stephen Dunn	6-4	246	Jr.	Jackson, Mo./Jackson H.S.

Quarterback

4	Jesse Hosket	6-4	221	Jr.	French Camp, Miss./East Central CC
18	Dante Vandeven	6-2	185	So.	Jackson, Mo./Jackson H.S.

Tailback

34	Will Young	5-11	200	Sr.	Wichita, Kan./Highland CC
3	Chase Abbingtion	6-2	215	Jr.	St. Louis, Mo./Missouri

Wide Receiver

2	C.J. Curry	6-2	200	Sr.	Flowery Branch, Ga./Oklahoma State
11	Adrian Davis	6-3	188	Jr.	St. Petersburg, Fla./Lakewood Senior H.S.

Wide Receiver (Slot)

8	Tremane McCullough	5-7	163	Sr.	Royal Palm Beach, Fla./Arizona Western CC
6	Darrius Darden-Box	5-6	175	Sr.	Nashville, Tenn./Pearl-Cohn H.S.

Wide Receiver

87	Kristian Wilkerson	6-3	190	R-Fr.	Memphis, Tenn./Craigmont H.S.
13	Tyler McLemore	6-1	209	Jr.	Godfrey, Ill./Alton H.S.

DEFENSE

Defensive End

91	Fernando Whigham	6-4	280	Sr.	St. Louis, Mo./Lutheran North H.S.
99	John Popovich	6-4	275	Sr.	Louisville, Ky./Christian Academy H.S.

Nose Tackle

93	Marlon Hampton	6-2	337	Sr.	Webster Groves, Mo./Webster Groves H.S.
90	Anthony Cheatum	6-3	290	Sr.	Monterey Park, Calif./East Los Angeles CC

Defensive Tackle

98	Joshua Wilson	5-10	323	Jr.	Royal Palm Beach, Fla./Royal Palm Beach H.S.
97	Ryan Truvillion	6-6	277	R-Fr.	Kansas City, Mo./Park Hill H.S.
- OR -					
92	Ryan Ochoa	6-1	292	R-Fr.	Hillsboro, Mo./Hillsboro H.S.

Outside Linebacker (Rush)

81	Kendall Donnerson	6-2	238	Jr.	Maumelle, Ark./Maumelle H.S.
22	Devin Alexander	6-0	238	So.	St. Louis, Mo./Toledo

Linebacker (Mike)

43	Roper Garrett	6-1	235	Sr.	Farmington, Mo./Farmington H.S.
42	Rider Garrett	5-11	229	Jr.	Farmington, Mo./Farmington H.S.

Linebacker (Will)

9	Terrance Hill	6-0	216	Sr.	Kansas City, Mo./Raytown H.S.
53	Zach Hall	6-0	233	Fr.	Louisville, Ky./Male H.S.

Outside Linebacker (Star)

7	Chad Meredith	6-5	228	Jr.	Louisville, Ky./Christian Academy H.S.
29	Byron Wilson	6-4	228	Sr.	Memphis, Tenn./Highland CC

Cornerback

4	Mike Ford	6-0	190	Jr.	Alton, Ill./Marquette Catholic H.S.
10	JJ Flye	5-11	184	Jr.	Southaven, Miss./Southaven H.S.

Free Safety

24	Ryan Moore	5-9	183	Sr.	St. Louis, Mo./Missouri Western
17	Rudie Frye	6-1	185	So.	Memphis, Tenn./White Station H.S.

Strong Safety

5	Eriq Moore	5-10	202	Sr.	St. Louis, Mo./Parkway Central H.S.
21	Omar Pierre-Louis	6-1	195	Jr.	Loxahatchee, Fla./Independence CC

Cornerback

25	Jamarl Holloway	5-11	182	Sr.	St. Martin, Miss./Pearl River CC
20	Steve Durosier	5-11	185	So.	Miami, Fla./American H.S.

Last updated August 30, 2016



SPECIAL TEAMS

Kicker

35	Ryan McCrum	6-0	228	Sr.	St. Charles, Mo./St. Charles West H.S.
37	Kendrick Tiller	5-11	164	Fr.	Lebanon, Mo./Lebanon H.S.

Punter

46	Alex Knight	6-1	199	Sr.	Boca Raton, Fla./St. Thomas Aquinas H.S.
56	Jake Reynolds	5-11	170	Fr.	Wildwood, Mo./Lafayette H.S.

Holder

16	Tyler Manne	5-10	170	Sr.	St. Louis, Mo./Lafayette H.S.
12	Richie Eisenhart	5-8	176	So.	St. Charles, Mo./Francis Howell H.S.

Long Snapper

55	Zach Stagner	5-11	211	So.	Cape Girardeau, Mo./Central H.S.
41	Camden Boyle	6-0	220	Fr.	Lake Zurich, Ill./Lake Zurich H.S.

Kick Returns

15	Cameron Sanders	6-2	206	So.	Memphis, Tenn./Christian Brothers H.S.
2	C.J. Curry	6-2	200	Sr.	Flowery Branch, Ga./Oklahoma State

Punt Returns

8	Tremane McCullough	5-7	163	Sr.	Royal Palm Beach, Fla./Arizona Western CC
1	Al Young	6-0	176	Fr.	Cape Girardeau, Mo./Central H.S.

Last updated September 5, 2016



Southeast Missouri State REDHAWKS

2016 STATISTICS



The Automated ScoreBook Southeast Missouri Combined Team Statistics (as of Sep 04, 2016) All games



Date	Opponent	Score	Att.							
09-03-16	at MEMPHIS	L 17-35	42876							
Rushing										
	gp	att	gain	loss	net	avg	td	lg	avg/g	
YOUNG, Will	1	17	123	9	114	6.7	1	61	114.0	
McCULLOUGH, T.	1	4	7	7	0	0.0	0	5	0.0	
Total	1	29	141	31	110	3.8	1	61	110.0	
Opponents	1	33	136	25	111	3.4	1	51	111.0	
Passing										
	gp	effic	comp	att	int	pct	yds	td	lg	avg/g
HOSKET, Jesse	1	110.68	19	31	0	61.3	143	1	21	143.0
VANDEVEN, Dante	1	-66.67	0	3	1	0.0	0	0	0	0.0
Total	1	95.04	19	34	1	55.9	143	1	21	143.0
Opponents	1	141.70	26	40	2	65.0	295	3	23	295.0
Receiving										
	gp	no.	yds	avg	td	lg	avg/g			
McCULLOUGH, T.	1	9	69	7.7	0	15	69.0			
WILKERSON, K.	1	5	48	9.6	0	21	48.0			
ABBINGTON, C.	1	2	2	1.0	0	2	2.0			
CURRY, C.J.	1	1	12	12.0	0	12	12.0			
DAVIS, Adrian	1	1	8	8.0	1	8	8.0			
McLEMORE, Tyler	1	1	4	4.0	0	4	4.0			
Total	1	19	143	7.5	1	21	143.0			
Opponents	1	26	295	11.3	3	23	295.0			
Field Goals										
	fg	pct.	01-19	20-29	30-39	40-49	50-99	lg	blk	
McCRUM, Ryan	1-1	100.0	0-0	1-1	0-0	0-0	0-0	26	0	
Scoring										
	td	fg	PAT			dxp	saf	pts		
			kick	rush	rcv	pass				
DAVIS, Adrian	1	-	-	-	-	-	-	6		
YOUNG, Will	1	-	-	-	-	-	-	6		
McCRUM, Ryan	-	1-1	2-2	-	-	-	-	5		
Total	2	1-1	2-2	-	-	-	-	17		
Opponents	4	2-2	3-3	-	1	1-1	-	35		
Total Offense										
	g	plays	rush	pass	total	avg/g				
HOSKET, Jesse	1	35	-3	143	140	140.0				
YOUNG, Will	1	17	114	0	114	114.0				
Total	1	63	110	143	253	253.0				
Opponents	1	73	111	295	406	406.0				
Score by Quarters										
	1st	2nd	3rd	4th	OT	Total				
Southeast Missouri	0	3	7	7	0	17				
Opponents	22	7	3	3	0	35				

Record:	Overall	Home	Away	Neutral
All games	0-1	0-0	0-1	0-0
Conference	0-0	0-0	0-0	0-0
Non-Conference	0-1	0-0	0-1	0-0

Team Statistics	SEMO	OPP
FIRST DOWNS		
Rushing	8	5
Passing	8	18
Penalty	1	4
RUSHING YARDAGE		
Rushing Attempts	29	33
Average Per Rush	3.8	3.4
Average Per Game	110.0	111.0
TDs Rushing	1	1
PASSING YARDAGE		
Comp-Att-Int	19-34-1	26-40-2
Average Per Pass	4.2	7.4
Average Per Catch	7.5	11.3
Average Per Game	143.0	295.0
TDs Passing	1	3
TOTAL OFFENSE		
Average Per Play	4.0	5.6
Average Per Game	253.0	406.0
KICK RETURNS: #-Yards		
	3-46	2-63
PUNT RETURNS: #-Yards		
	1-0	5-45
INT RETURNS: #-Yards		
	2-7	1-18
FUMBLES-LOST		
	0-0	1-1
PENALTIES-Yards		
	8-80	4-40
PUNTS-AVG		
	9-45.7	4-40.8
TIME OF POSSESSION/Game		
	32:01	27:59
3RD-DOWN Conversions		
	4/15	7/16
4TH-DOWN Conversions		
	0/0	0/0

Interceptions	no.	yds	avg	td	lg
FORD, Mike	1	7	7.0	0	7
GARRETT, Roper	1	0	0.0	0	0

Punting	no.	yds	avg	lg	tb	fc	i20	50+	blk
KNIGHT, Alex	8	411	51.4	62	1	1	1	4	1
TEAM	1	0	0.0	0	0	0	0	0	0

Punt Returns	no.	yds	avg	td	lg
McCULLOUGH, T.	1	0	0.0	0	0
Total	1	0	0.0	0	0
Opponents	5	45	9.0	0	17

Kick Returns	no.	yds	avg	td	lg
SANDERS, C.	2	34	17.0	0	18
CURRY, C.J.	1	12	12.0	0	12
Total	3	46	15.3	0	18
Opponents	2	63	31.5	0	38

All Purpose	g	rush	rcv	pr	kr	ir	total	avg/g
YOUNG, Will	1	114	0	0	0	0	114	114.0
McCULLOUGH, T.	1	0	69	0	0	0	69	69.0
WILKERSON, K.	1	0	48	0	0	0	48	48.0
SANDERS, C.	1	0	0	0	34	0	34	34.0
CURRY, C.J.	1	0	12	0	12	0	24	24.0
DAVIS, Adrian	1	0	8	0	0	0	8	8.0
FORD, Mike	1	0	0	0	0	7	7	7.0
McLEMORE, Tyl	1	0	4	0	0	0	4	4.0
ABBINGTON, C.	1	-1	2	0	0	0	1	1.0
Total	1	110	143	0	46	7	306	306.0
Opponents	1	111	295	45	63	18	532	532.0



Southeast Missouri State REDHAWKS

2016 STATISTICS


The Automated ScoreBook
Southeast Missouri Overall Team Statistics (as of Sep 04, 2016)
All games



Team Statistics	SEMO	OPP
SCORING	17	35
Points Per Game	17.0	35.0
Points Off Turnovers	3	7
FIRST DOWNS	17	27
Rushing	8	5
Passing	8	18
Penalty	1	4
RUSHING YARDAGE	110	111
Yards gained rushing	141	136
Yards lost rushing	31	25
Rushing Attempts	29	33
Average Per Rush	3.8	3.4
Average Per Game	110.0	111.0
TDs Rushing	1	1
PASSING YARDAGE	143	295
Comp-Att-Int	19-34-1	26-40-2
Average Per Pass	4.2	7.4
Average Per Catch	7.5	11.3
Average Per Game	143.0	295.0
TDs Passing	1	3
TOTAL OFFENSE	253	406
Total Plays	63	73
Average Per Play	4.0	5.6
Average Per Game	253.0	406.0
KICK RETURNS: #-Yards	3-46	2-63
PUNT RETURNS: #-Yards	1-0	5-45
INT RETURNS: #-Yards	2-7	1-18
KICK RETURN AVERAGE	15.3	31.5
PUNT RETURN AVERAGE	0.0	9.0
INT RETURN AVERAGE	3.5	18.0
FUMBLES-LOST	0-0	1-1
PENALTIES-Yards	8-80	4-40
Average Per Game	80.0	40.0
PUNTS-Yards	9-411	4-163
Average Per Punt	45.7	40.8
Net punt average	38.4	40.8
KICKOFFS-Yards	4-252	7-449
Average Per Kick	63.0	64.1
Net kick average	34.8	43.3
TIME OF POSSESSION/Game	32:01	27:59
3RD-DOWN Conversions	4/15	7/16
3rd-Down Pct	27%	44%
4TH-DOWN Conversions	0/0	0/0
4th-Down Pct	0%	0%
SACKS BY-Yards	3-10	2-12
MISC YARDS	0	0
TOUCHDOWNS SCORED	2	4
FIELD GOALS-ATTEMPTS	1-1	2-2
ON-SIDE KICKS	0-0	0-0
RED-ZONE SCORES	(2-2) 100%	(3-4) 75%
RED-ZONE TOUCHDOWNS	(1-2) 50%	(3-4) 75%
PAT-ATTEMPTS	(2-2) 100%	(3-3) 100%
ATTENDANCE	0	42876
Games/Avg Per Game	0/0	1/42876
Neutral Site Games		0/0

Score by Quarters	1st	2nd	3rd	4th	OT	Total
Southeast Missouri	0	3	7	7	0	17
Opponents	22	7	3	3	0	35



Southeast Missouri State REDHAWKS

2016 STATISTICS



The Automated ScoreBook Southeast Missouri Overall Individual Statistics (as of Sep 04, 2016) All games



Rushing									
	gp	att	gain	loss	net	avg	td	lg	avg/g
YOUNG, Will	1	17	123	9	114	6.7	1	61	114.0
McCULLOUGH, T.	1	4	7	7	0	0.0	0	5	0.0
ABBINGTON, C.	1	4	2	3	-1	-0.2	0	2	-1.0
HOSKET, Jesse	1	4	9	12	-3	-0.8	0	6	-3.0
Total	1	29	141	31	110	3.8	1	61	110.0
Opponents	1	33	136	25	111	3.4	1	51	111.0

Passing									
	gp	effic	comp-att-int	pct	yds	td	lg	avg/g	
HOSKET, Jesse	1	110.68	19-31-0	61.3	143	1	21	143.0	
VANDEVEN, Dante	1	-66.67	0-3-1	0.0	0	0	0	0.0	
Total	1	95.04	19-34-1	55.9	143	1	21	143.0	
Opponents	1	141.70	26-40-2	65.0	295	3	23	295.0	

Receiving							
	gp	no.	yds	avg	td	lg	avg/g
McCULLOUGH, T.	1	9	69	7.7	0	15	69.0
WILKERSON, K.	1	5	48	9.6	0	21	48.0
ABBINGTON, C.	1	2	2	1.0	0	2	2.0
CURRY, C.J.	1	1	12	12.0	0	12	12.0
DAVIS, Adrian	1	1	8	8.0	1	8	8.0
McLEMORE, Tyler	1	1	4	4.0	0	4	4.0
Total	1	19	143	7.5	1	21	143.0
Opponents	1	26	295	11.3	3	23	295.0

Punt Returns					
	no.	yds	avg	td	lg
McCULLOUGH, T.	1	0	0.0	0	0
Total	1	0	0.0	0	0
Opponents	5	45	9.0	0	17

Interceptions					
	no.	yds	avg	td	lg
FORD, Mike	1	7	7.0	0	7
GARRETT, Roper	1	0	0.0	0	0
Total	2	7	3.5	0	7
Opponents	1	18	18.0	0	18

Kick Returns					
	no.	yds	avg	td	lg
SANDERS, C.	2	34	17.0	0	18
CURRY, C.J.	1	12	12.0	0	12
Total	3	46	15.3	0	18
Opponents	2	63	31.5	0	38

Fumble Returns					
	no.	yds	avg	td	lg
Total	0	0	0.0	0	0
Opponents	0	0	0.0	0	0



Southeast Missouri State REDHAWKS

2016 STATISTICS



The Automated ScoreBook Southeast Missouri Overall Individual Statistics (as of Sep 04, 2016) All games



Scoring	td	fg	PAT				dpx	saf	pts
			kick	rush	rcv	pass			
YOUNG, Will	1	-	-	-	-	-	-	6	
DAVIS, Adrian	1	-	-	-	-	-	-	6	
McCRUM, Ryan	-	1-1	2-2	-	-	-	-	5	
Total	2	1-1	2-2	-	-	-	-	17	
Opponents	4	2-2	3-3	-	1	1-1	-	35	

Total Offense	g	plays	rush	pass	total	avg/g
HOSKET, Jesse	1	35	-3	143	140	140.0
YOUNG, Will	1	17	114	0	114	114.0
ABBINGTON, C.	1	4	-1	0	-1	-1.0
Total	1	63	110	143	253	253.0
Opponents	1	73	111	295	406	406.0

Field Goals	fg	pct.	01-19	20-29	30-39	40-49	50-99	lg	blk
McCRUM, Ryan	1-1	100.0	0-0	1-1	0-0	0-0	0-0	26	0

Punting	no.	yds	avg	lg	tb	fc	i20	50+	blk
KNIGHT, Alex	8	411	51.4	62	1	1	1	4	1
TEAM	1	0	0.0	0	0	0	0	0	0
Total	9	411	45.7	62	1	1	1	4	1
Opponents	4	163	40.8	60	0	0	1	1	0

FG Sequence	Southeast Missouri	Opponents
MEMPHIS	(26)	(45),(40)

Numbers in (parentheses) indicate field goal was made.

Kickoffs	no.	yds	avg	tb	ob	retn	net	ydln
McCRUM, Ryan	4	252	63.0	2	0			
Total	4	252	63.0	2	0	31.5	34.8	30
Opponents	7	449	64.1	4	0	15.3	43.3	21



Southeast Missouri State REDHAWKS

2016 STATISTICS



The Automated ScoreBook
Southeast Missouri Overall Individual Statistics (as of Sep 04, 2016)
All games



All Purpose	g	rush	rcv	pr	kr	ir	total	avg/g
YOUNG, Will	1	114	0	0	0	0	114	114.0
McCULLOUGH,	1	0	69	0	0	0	69	69.0
WILKERSON, K.	1	0	48	0	0	0	48	48.0
SANDERS, C.	1	0	0	0	34	0	34	34.0
CURRY, C.J.	1	0	12	0	12	0	24	24.0
DAVIS, Adrian	1	0	8	0	0	0	8	8.0
FORD, Mike	1	0	0	0	0	7	7	7.0
McLEMORE, Tyl	1	0	4	0	0	0	4	4.0
ABBINGTON, C.	1	-1	2	0	0	0	1	1.0
HOSKET, Jesse	1	-3	0	0	0	0	-3	-3.0
Total	1	110	143	0	46	7	306	306.0
Opponents	1	111	295	45	63	18	532	532.0



Southeast Missouri State REDHAWKS

2016 STATISTICS



The Automated ScoreBook
Southeast Missouri Overall Defensive Statistics (as of Sep 04, 2016)
All games



##	Defensive Leaders	gp	Tackles			tfl/yds	Sacks no-yds	Pass defense			Fumbles		blkd	
			ua	a	tot			int-yds	brup	qbh	rcv-yds	ff	kick	saf
7	MEREDITH, Chad	1	7	1	8	1.0-1	1.0-1	
98	WILSON, Joshua	1	6	1	7	1.0-1	1.0-1	
10	FLYE, JJ	1	6	.	6	.	.	.	2	
24	MOORE, Ryan	1	5	1	6	1	.	.	.	
25	HOLLOWAY, J.	1	5	1	6	
93	HAMPTON, Marlon	1	5	.	5	1.0-2	
43	GARRETT, Roper	1	4	1	5	1.0-1	.	1-0	
4	FORD, Mike	1	4	.	4	1.0-8	1.0-8	1-7	
29	WILSON, Byron	1	4	.	4	
9	HILL, Terrance	1	2	1	3	1.0-3	
5	MOORE, Eriq	1	2	.	2	
22	ALEXANDER, D.	1	1	.	1	
15	SANDERS, C.	1	.	1	1	
21	PIERRE-LOUIS, O	1	1	.	1	.	.	.	1	
55	STAGNER, Zach	1	.	1	1	
60	COOKE, Michael	1	1	.	1	
90	CHEATUM, A.	1	1	
54	EVANS, Fletcher	1	1-0	.	.	
Total		1	53	8	61	6-16	3-10	2-7	4	1	1-0	.	.	
Opponents		1	41	4	45	8-35	2-12	1-18	6	3	.	1	.	



Southeast Missouri State REDHAWKS

2015 FINAL OVC STATISTICS



2015 Southeast Missouri Football Southeast Missouri Combined Team Statistics (as of Aug 28, 2016) Conference games



Date	Opponent	Score	Att.
* 10-03-15	MURRAY ST.	W 27-10	4376
* 10-10-15	at Eastern Illinois	L 28-33	7911
* 10-17-15	#14 EASTERN KENTUCKY	L 10-27	7589
* 10-31-15	TENNESSEE TECH	W 38-17	2985
* 11-07-15	at Austin Peay	W 44-15	6447
* 11-14-15	at #1 Jacksonville State	L 28-56	18995
* 11-21-15	UT MARTIN	L 25-28	1732

Record:	Overall	Home	Away	Neutral
All games	3-4	2-2	1-2	0-0
Conference	3-4	2-2	1-2	0-0
Non-Conference	0-0	0-0	0-0	0-0

Rushing	gp	att	gain	loss	net	avg	td	lg	avg/g
McCULLOUGH, T.	7	129	788	62	726	5.6	4	81	103.7
VANDEVEN, Dante	7	77	361	125	236	3.1	5	31	33.7
STEWART, B.	7	14	53	7	46	3.3	0	13	6.6
BENDER, Tay	3	10	41	0	41	4.1	1	11	13.7
DARDEN-BOX, D.	7	3	28	0	28	9.3	0	25	4.0
YOUNG, Will	4	4	25	2	23	5.8	1	20	5.8
LARSON, Logan	7	3	10	0	10	3.3	0	5	1.4
WASHINGTON, L.	7	5	9	0	9	1.8	0	3	1.3
LLOYD, Peter	7	2	7	0	7	3.5	0	4	1.0
McLEMORE, Tyler	7	2	5	4	1	0.5	0	5	0.1
COX, Zach	7	1	1	0	1	1.0	0	1	0.1
Total	7	256	1328	211	1117	4.4	11	81	159.6
Opponents	7	282	1586	218	1368	4.9	12	52	195.4

Team Statistics	SEMO	OPP
FIRST DOWNS	127	156
Rushing	58	64
Passing	58	81
Penalty	11	11
RUSHING YARDAGE	1117	1368
Rushing Attempts	256	282
Average Per Rush	4.4	4.9
Average Per Game	159.6	195.4
TDs Rushing	11	12
PASSING YARDAGE	1372	1689
Comp-Att-Int	132-221-5	136-232-6
Average Per Pass	6.2	7.3
Average Per Catch	10.4	12.4
Average Per Game	196.0	241.3
TDs Passing	10	12
TOTAL OFFENSE	2489	3057
Average Per Play	5.2	5.9
Average Per Game	355.6	436.7
KICK RETURNS: #-Yards	28-607	27-598
PUNT RETURNS: #-Yards	17-203	11-96
INT RETURNS: #-Yards	6-46	5-49
FUMBLES-LOST	5-1	15-6
PENALTIES-Yards	39-365	47-415
PUNTS-AVG	39-44.1	35-40.3
TIME OF POSSESSION/Game	29:48	30:12
3RD-DOWN Conversions	38/100	37/100
4TH-DOWN Conversions	6/13	9/16

Passing	gp	effic	comp-att-int	pct	yds	td	lg	avg/g
VANDEVEN, Dante	7	123.29	130-216-5	60.2	1349	10	56	192.7
BENDER, Tay	3	104.60	1-2-0	50.0	13	0	13	4.3
NIZNAK, Alex	1	92.00	1-2-0	50.0	10	0	10	10.0
TEAM	3	0.00	0-1-0	0.0	0	0	0	0.0
Total	7	122.28	132-221-5	59.7	1372	10	56	196.0
Opponents	7	131.67	136-232-6	58.6	1689	12	66	241.3

Interceptions	no.	yds	avg	td	lg
FORD, Mike	3	0	0.0	0	0
MOORE, Eriq	2	18	9.0	0	15
KINZER, Josh	1	28	28.0	1	28

Receiving	gp	no.	yds	avg	td	lg	avg/g
McROBERTS, Paul	7	59	731	12.4	7	44	104.4
McCULLOUGH, T.	7	26	239	9.2	0	56	34.1
LLOYD, Peter	7	16	91	5.7	0	23	13.0
DARDEN-BOX, D.	7	12	94	7.8	1	25	13.4
McLEMORE, Tyler	7	7	76	10.9	1	25	10.9
LARSON, Logan	7	5	59	11.8	0	21	8.4
WASHINGTON, L.	7	4	48	12.0	1	14	6.9
MURDOCK, M.	7	2	25	12.5	0	15	3.6
MANNE, Tyler	7	1	9	9.0	0	9	1.3
Total	7	132	1372	10.4	10	56	196.0
Opponents	7	136	1689	12.4	12	66	241.3

Punting	no.	yds	avg	lg	tb	fc	i20	50+	blk
KNIGHT, Alex	39	1721	44.1	65	4	7	15	11	0

Field Goals	fg	pct.	01-19	20-29	30-39	40-49	50-99	lg	blk
McCRUM, Ryan	6-9	66.7	0-0	3-3	1-2	1-3	1-1	50	0

Punt Returns	no.	yds	avg	td	lg
McROBERTS, Paul	14	162	11.6	1	69
LLOYD, Peter	2	15	7.5	0	8
DARDEN-BOX, D.	1	26	26.0	1	7
Total	17	203	11.9	2	69
Opponents	11	96	8.7	0	37

Scoring	td	fg	PAT							
			kick	rush	rcv	pass	dpx	saf	pts	
McROBERTS, Paul	8	-	-	-	-	-	-	-	-	48
McCRUM, Ryan	-	6-9	21-21	-	-	-	-	-	-	39
VANDEVEN, Dante	5	-	-	-	-	1-1	-	-	-	30
McCULLOUGH, T.	4	-	-	-	-	-	-	-	-	24
DARDEN-BOX, D.	2	-	-	-	-	-	-	-	-	12
KINZER, Josh	1	-	-	-	-	-	-	-	-	6
SANDERS, C.	1	-	-	-	-	-	-	-	-	6
WASHINGTON, L.	1	-	-	-	-	-	-	-	-	6
McLEMORE, Tyler	1	-	-	-	-	-	-	-	-	6
MEREDITH, Chad	1	-	-	-	-	-	-	-	-	6
BENDER, Tay	1	-	-	-	-	-	-	-	-	6
YOUNG, Will	1	-	-	-	-	-	-	-	-	6
STAFFORD, C.J.	-	-	3-4	-	-	-	-	-	-	3
LARSON, Logan	-	-	-	-	1	-	-	-	-	2
Total	26	6-9	24-25	-	1	1-1	-	-	-	200
Opponents	24	7-11	21-22	-	-	0-2	-	-	-	186

Kick Returns	no.	yds	avg	td	lg
SANDERS, C.	9	295	32.8	1	99
LLOYD, Peter	7	126	18.0	0	23
McROBERTS, Paul	4	78	19.5	0	23
STEWART, B.	2	32	16.0	0	16
LARSON, Logan	2	21	10.5	0	13
WASHINGTON, L.	1	16	16.0	0	16
MURDOCK, M.	1	7	7.0	0	7
McCULLOUGH, T.	1	17	17.0	0	17
DUNN, Stephen	1	15	15.0	0	15
Total	28	607	21.7	1	99
Opponents	27	598	22.1	0	40

Score by Quarters	1st	2nd	3rd	4th	OT	Total
Southeast Missouri	24	51	66	59	0	200
Opponents	40	50	59	37	0	186

All Purpose	g	rush	rcv	pr	kr	ir	total	avg/g
McCULLOUGH, T.	7	726	239	0	17	0	982	140.3
McROBERTS, P.	7	0	731	162	78	0	971	138.7
SANDERS, C.	7	0	0	0	295	0	295	42.1
LLOYD, Peter	7	7	91	15	126	0	239	34.1
VANDEVEN, Da	7	236	0	0	0	0	236	33.7
DARDEN-BOX, D.	7	28	94	26	0	0	148	21.1
LARSON, Logan	7	10	59	0	21	0	90	12.9
STEWART, B.	7	46	0	0	32	0	78	11.1
McLEMORE, Tyl	7	1	76	0	0	0	77	11.0



2016 STATISTICS

Individual Game Highs

Rushes	17	YOUNG, Will at MEMPHIS (09-03-16)
Yards Rushing	114	YOUNG, Will at MEMPHIS (09-03-16)
TD Rushes	1	YOUNG, Will at MEMPHIS (09-03-16)
Long Rush	61	YOUNG, Will at MEMPHIS (09-03-16)
Pass attempts	31	HOSKET, Jesse at MEMPHIS (09-03-16)
Pass completions	19	HOSKET, Jesse at MEMPHIS (09-03-16)
Yards Passing	143	HOSKET, Jesse at MEMPHIS (09-03-16)
TD Passes	1	HOSKET, Jesse at MEMPHIS (09-03-16)
Long Pass	21	HOSKET, Jesse at MEMPHIS (09-03-16)
Receptions	9	McCULLOUGH, T. at MEMPHIS (09-03-16)
Yards Receiving	69	McCULLOUGH, T. at MEMPHIS (09-03-16)
TD Receptions	1	DAVIS, Adrian at MEMPHIS (09-03-16)
Long Reception	21	WILKERSON, K. at MEMPHIS (09-03-16)
Field Goals	1	McCRUM, Ryan at MEMPHIS (09-03-16)
Long Field Goal	26	McCRUM, Ryan at MEMPHIS (09-03-16)
Punts	8	KNIGHT, Alex at MEMPHIS (09-03-16)
Punting Avg	51.4	KNIGHT, Alex at MEMPHIS (09-03-16)
Long Punt	62	KNIGHT, Alex at MEMPHIS (09-03-16)
Punts inside 20	1	KNIGHT, Alex at MEMPHIS (09-03-16)
Long Punt Return	0	
Long Kickoff Return	18	SANDERS, C. at MEMPHIS (09-03-16)
Tackles	8	MEREDITH, Chad at MEMPHIS (09-03-16)
Sacks	1.0	FORD, Mike at MEMPHIS (09-03-16)
		MEREDITH, Chad at MEMPHIS (09-03-16)
		WILSON, Joshua at MEMPHIS (09-03-16)
Tackles For Loss	1.0	FORD, Mike at MEMPHIS (09-03-16)
		MEREDITH, Chad at MEMPHIS (09-03-16)
		HILL, Terrance at MEMPHIS (09-03-16)
		GARRETT, Roper at MEMPHIS (09-03-16)
		HAMPTON, Marlon at MEMPHIS (09-03-16)
		WILSON, Joshua at MEMPHIS (09-03-16)
Interceptions	1	FORD, Mike at MEMPHIS (09-03-16)
		GARRETT, Roper at MEMPHIS (09-03-16)

Team Game Highs

Rushes	29	at MEMPHIS (09-03-16)
Yards Rushing	110	at MEMPHIS (09-03-16)
Yards Per Rush	3.8	at MEMPHIS (09-03-16)
TD Rushes	1	at MEMPHIS (09-03-16)
Pass attempts	34	at MEMPHIS (09-03-16)
Pass completions	19	at MEMPHIS (09-03-16)
Yards Passing	143	at MEMPHIS (09-03-16)
Yards Per Pass	4.2	at MEMPHIS (09-03-16)
TD Passes	1	at MEMPHIS (09-03-16)
Total Plays	63	at MEMPHIS (09-03-16)
Total Offense	253	at MEMPHIS (09-03-16)
Yards Per Play	4.0	at MEMPHIS (09-03-16)
Points	17	at MEMPHIS (09-03-16)
Sacks By	3	at MEMPHIS (09-03-16)
First Downs	17	at MEMPHIS (09-03-16)
Penalties	8	at MEMPHIS (09-03-16)
Penalty Yards	80	at MEMPHIS (09-03-16)
Turnovers	1	at MEMPHIS (09-03-16)
Interceptions By	2	at MEMPHIS (09-03-16)
Punts	9	at MEMPHIS (09-03-16)
Punting Avg	45.7	at MEMPHIS (09-03-16)
Long Punt	62	at MEMPHIS (09-03-16)
Punts inside 20	1	at MEMPHIS (09-03-16)
Long Punt Return	0	

Opponent Game Highs

Rushes	14	DORCEUS, D., at MEMPHIS (09-03-16)
Yards Rushing	86	TAYLOR, Patrick, at MEMPHIS (09-03-16)
TD Rushes	1	DORCEUS, D., at MEMPHIS (09-03-16)
Long Rush	51	TAYLOR, Patrick, at MEMPHIS (09-03-16)
Pass attempts	40	FERGUSON, Riley, at MEMPHIS (09-03-16)
Pass completions	26	FERGUSON, Riley, at MEMPHIS (09-03-16)
Yards Passing	295	FERGUSON, Riley, at MEMPHIS (09-03-16)
TD Passes	3	FERGUSON, Riley, at MEMPHIS (09-03-16)
Long Pass	23	FERGUSON, Riley, at MEMPHIS (09-03-16)
Receptions	9	MILLER, Anthony, at MEMPHIS (09-03-16)
Yards Receiving	103	MILLER, Anthony, at MEMPHIS (09-03-16)
TD Receptions	2	HENDERSON, D., at MEMPHIS (09-03-16)
Long Reception	23	HENDERSON, D., at MEMPHIS (09-03-16)
Field Goals	2	ELLIOTT, Jake, at MEMPHIS (09-03-16)
Long Field Goal	45	ELLIOTT, Jake, at MEMPHIS (09-03-16)
Punts	3	SMITH, Spencer, at MEMPHIS (09-03-16)
Punting Avg	45.3	SMITH, Spencer, at MEMPHIS (09-03-16)
Long Punt	60	SMITH, Spencer, at MEMPHIS (09-03-16)
Punts inside 20	1	JACOBS, Nick, at MEMPHIS (09-03-16)
Long Punt Return	17	MILLER, Anthony, at MEMPHIS (09-03-16)
Long Kickoff Return	38	POLLARD, Tony, at MEMPHIS (09-03-16)
Tackles	8	COOK, Jonathan, at MEMPHIS (09-03-16)
Sacks	1.0	MONTGOMERY, D., at MEMPHIS (09-03-16)
		EDWARDS, M., at MEMPHIS (09-03-16)
Tackles For Loss	2.0	AVERY, Genard, at MEMPHIS (09-03-16)
Interceptions	1	MAULET, Arthur, at MEMPHIS (09-03-16)

Opponent Team Game Highs

Rushes	33	at MEMPHIS (09-03-16)
Yards Rushing	111	at MEMPHIS (09-03-16)
Yards Per Rush	3.4	at MEMPHIS (09-03-16)
TD Rushes	1	at MEMPHIS (09-03-16)
Pass attempts	40	at MEMPHIS (09-03-16)
Pass completions	26	at MEMPHIS (09-03-16)
Yards Passing	295	at MEMPHIS (09-03-16)
Yards Per Pass	7.4	at MEMPHIS (09-03-16)
TD Passes	3	at MEMPHIS (09-03-16)
Total Plays	73	at MEMPHIS (09-03-16)
Total Offense	406	at MEMPHIS (09-03-16)
Yards Per Play	5.6	at MEMPHIS (09-03-16)
Points	35	at MEMPHIS (09-03-16)
Sacks By	2	at MEMPHIS (09-03-16)
First Downs	27	at MEMPHIS (09-03-16)
Penalties	4	at MEMPHIS (09-03-16)
Penalty Yards	40	at MEMPHIS (09-03-16)
Turnovers	3	at MEMPHIS (09-03-16)
Interceptions By	1	at MEMPHIS (09-03-16)
Punts	4	at MEMPHIS (09-03-16)
Punting Avg	40.8	at MEMPHIS (09-03-16)
Long Punt	60	at MEMPHIS (09-03-16)
Punts inside 20	1	at MEMPHIS (09-03-16)
Long Punt Return	17	at MEMPHIS (09-03-16)



GAME-BY-GAME STATISTICS

	@MEM	@SIU	INS	@MUR	EIU	@EKU	@TTU	APSU	JSU	@UTM	TSU
	9/3	9/10	9/17	9/24	10/1	10/8	10/22	10/29	11/5	11/12	11/19
First Downs	17										
Rushing	8										
Passing	8										
Penalty	1										
Third Downs	15										
Converted	4										
Efficiency	26.7										
Fourth Downs	0										
Converted	0										
Efficiency	0.0										
Total Net Yards	253										
Plays	63										
Avg Per Play	4.0										
Net Yards Rushing	110										
Attempts	29										
Avg. Per Rush	3.8										
Net Yards Passing	143										
Attempts	34										
Completions	19										
Completion Pct.	55.9										
Yds. Per Attempt	4.2										
Touchdowns	1										
Interceptions	1										
Sacked	2										
Yards Lost	12										
Touchdowns	2										
Rushing	1										
Passing	1										
Returns	0										
Penalties	8										
Yards Lost	80										
Fumbles	0										
Fumbles Lost	0										
Punts	9										
Total Yards	411										
Gross Avg.	45.7										
Net Avg.	38.4										
Inside 20	1										
Touchbacks	1										
FGs Attempted	1										
FGs Made	1										
PATs Made-Att.	1-1										
Kicking M-A	1-1										
2-pt. Rushing M-A	0-0										
2-pt. Passing M-A	0-0										
Kickoffs-Yds-TB	4-252-2										
Safeties	0										
Points Scored	17										
Time of Possession	32:01										
Net TO Ratio	+2										



OPPONENT GAME-BY-GAME STATISTICS

	@MEM	@SIU	INS	@MUR	EIU	@EKU	@TTU	APSU	JSU	@UTM	TSU
	9/3	9/10	9/17	9/24	10/1	10/8	10/22	10/29	11/5	11/12	11/19
First Downs	27										
Rushing	5										
Passing	18										
Penalty	4										
Third Downs	16										
Converted	7										
Efficiency	43.8										
Fourth Downs	0										
Converted	0										
Efficiency	0.0										
Total Net Yards	406										
Plays	73										
Avg Per Play	5.6										
Net Yards Rushing	111										
Attempts	33										
Avg. Per Rush	3.4										
Net Yards Passing	295										
Attempts	40										
Completions	26										
Completion Pct.	65.0										
Yds. Per Attempt	7.4										
Touchdowns	3										
Interceptions	2										
Sacked	3										
Yards Lost	10										
Touchdowns	4										
Rushing	1										
Passing	3										
Returns	0										
Penalties	4										
Yards Lost	40										
Fumbles	1										
Fumbles Lost	1										
Punts	4										
Total Yards	163										
Gross Avg.	40.8										
Net Avg.	40.8										
Inside 20	1										
Touchbacks	0										
FGs Attempted	2										
FGs Made	2										
PATs Made-Att.	3-3										
Kicking M-A	2-2										
2-pt. Rushing M-A	0-0										
2-pt. Passing M-A	1-1										
Kickoffs-Yds-TB	7-449-4										
Safeties	0										
Points Scored	35										
Time of Possession	27:59										
Net TO Ratio	-2										



SOUTHEAST MISSOURI STATISTICS

Game-by-Game Leaders

Date	Opponent	Scoring	Rushing Yards	Receptions	Receiving Yards	Tackles
09-03-16	at Memphis	Young, Davis - 6 pts.	Young - 114	McCullough - 9	McCullough - 69	Meredith - 8
09-10-16	at Southern Illinois					
09-17-16	Indiana State					
09-24-16	at Murray State					
10-01-16	Eastern Illinois					
10-08-16	at Eastern Kentucky					
10-22-16	at Tennessee Tech					
10-29-16	Austin Peay					
11-05-16	Jacksonville State					
11-12-16	at UT Martin					
11-19-16	Tennessee State					

Game-by-Game Scoring

Date	Opponent	Southeast Missouri							Opponents							Point Differential		
		1	2	1H	3	4	2H	OT	TOT	1	2	1H	3	4	2H		OT	TOT
09-03-16	at Memphis	0	3	3	7	7	14	-	17	22	7	29	3	3	6	-	35	-18
09-10-16	at Southern Illinois																	
09-17-16	Indiana State																	
09-24-16	at Murray State																	
10-01-16	Eastern Illinois																	
10-08-16	at Eastern Kentucky																	
10-22-16	at Tennessee Tech																	
10-29-16	Austin Peay																	
11-05-16	Jacksonville State																	
11-12-16	at UT Martin																	
11-19-16	Tennessee State																	
	Totals	0	3	3	7	7	14	-	17	22	7	29	3	3	6	-	35	

Southeast Missouri Red Zone Statistics

Date	Opponent	Drives In		Scoring			Total Pts.	Made FGs	Missed FGs	TO	Downs	Avg. Points	GOAL-TO-GO			FGs
		Red Zone	Scores	%	TDs	Drives							TDs	TD %		
09-03-16	at Memphis	2	2	1.00	1	10	1	0	0	0	5.0	1	0	0.0	1	
09-10-16	at Southern Illinois															
09-17-16	Indiana State															
09-24-16	at Murray State															
10-01-16	Eastern Illinois															
10-08-16	at Eastern Kentucky															
10-22-16	at Tennessee Tech															
10-29-16	Austin Peay															
11-05-16	Jacksonville State															
11-12-16	at UT Martin															
11-19-16	Tennessee State															
	Totals	2	2	1.00	1	10	1	0	0	0	5.0	1	0	0.0	1	



SOUTHEAST MISSOURI STATISTICS

Opponent Red Zone Statistics

Date	Opponent	Drives In		Scoring			Total	Made	Missed	TO	Downs	Avg. Points	GOAL-TO-GO		
		Red Zone	Scores	%	TDs	Pts.							FGs	FGs	TDs
09-03-16	at Memphis	4	3	75.0	3	22	0	0	0	0	7.3	0	0	0.0	0
09-10-16	at Southern Illinois														
09-17-16	Indiana State														
09-24-16	at Murray State														
10-01-16	Eastern Illinois														
10-08-16	at Eastern Kentucky														
10-22-16	at Tennessee Tech														
10-29-16	Austin Peay														
11-05-16	Jacksonville State														
11-12-16	at UT Martin														
11-19-16	Tennessee State														
	Totals	4	3	75.0	3	22	0	0	0	0	7.3	0	0	0.0	0

Game-by-Game Comparison (Southeast Missouri/Opponent)

DATE	OPPONENT	Score	FIRST DOWNS			Pen	RUSHING No.-Yds	PASSING Comp-Att-Int	Yds	TOTAL OFFENSE Plays-Yds	RETURN Yds	TOs
			Total	Rush	Pass							
09-03-16	at Memphis	17-35	17/27	8/5	8/18	1/4	29-110/33-111	19-34-1/26-40-2	143/295	63-253/73-406	53/126	1/3
09-10-16	at Southern Illinois											
09-17-16	Indiana State											
09-24-16	at Murray State											
10-01-16	Eastern Illinois											
10-08-16	at Eastern Kentucky											
10-22-16	at Tennessee Tech											
10-29-16	Austin Peay											
11-05-16	Jacksonville State											
11-12-16	at UT Martin											
11-19-16	Tennessee State											

DATE	OPPONENT	3rd Down	4th Down	Time of	TOP	Avg Yds	Avg Yds	Avg Yds	Punting	Penalties
		Conv	Conv	Possession	Margin	Per Rush	Per Pass	Per Play	No.-Avg	No.-Yds
09-03-16	at Memphis	4-15/7-16	0-0/0-0	32:01/27:59	4:02	3.8/3.4	4.2/7.4	4.0/5.6	9-45.7/4-40.8	8-80/4-40
09-10-16	at Southern Illinois									
09-17-16	Indiana State									
09-24-16	at Murray State									
10-01-16	Eastern Illinois									
10-08-16	at Eastern Kentucky									
10-22-16	at Tennessee Tech									
10-29-16	Austin Peay									
11-05-16	Jacksonville State									
11-12-16	at UT Martin									
11-19-16	Tennessee State									



SOUTHEAST MISSOURI SCORING DRIVES

Date	Opponent	Obtained	Scoring Play	PAT	Drive		Score		Time
					Plays-Yards	Time	SEMO-OPP	QTR	
09-03-16	Memphis	Fumble	Ryan McCrum 26 yd field goal	-	5-21	1:29	3-29	2	3:45
09-03-16	Memphis	Punt	Will Young 61 yd run	Ryan McCrum kick	2-76	0:43	10-29	3	10:13
09-03-16	Memphis	Kickoff	Adrian Davis 8 yd pass from Jesse Hosket	Ryan McCrum kick	14-82	7:08	17-35	4	3:25



OPPONENT SCORING DRIVES

Date	Opponent	Obtained	Scoring Play	PAT	Drive		Score		Time	
					Plays-Yards	Time	SEMO-OPP	QTR	Left	
09-03-16	Memphis	Kickoff	Henderson 15 yd pass from Ferguson	Montiel pass from Miller	8-75	2:17	0-8	1	12:43	
09-03-16	Memphis	Punt	Dorceus 3 yd run	Elliott kick	6-73	1:58	0-15	1	1:45	
09-03-16	Memphis	Interception	Dorceus 13 yd pass from Ferguson	Elliott kick	3-12	0:41	0-22	1	0:40	
09-03-16	Memphis	Punt	Henderson 23 yd pass from Ferguson	Elliott kick	6-71	2:06	0-29	2	7:45	
09-03-16	Memphis	Punt	Elliott 45 yd field goal	-	10-34	3:21	10-32	3	0:05	
09-03-16	Memphis	Punt	Elliott 40 yd field goal	-	10-41	2:31	10-35	4	10:41	



SOUTHEAST MISSOURI STATISTICS

Southeast Missouri Rushes of 10 or More Yards

<u>Date</u>	<u>Opponent</u>	<u>QTR</u>	<u>Rusher</u>	<u>Yards</u>
09-03-16	Memphis	2	Will Young	17
09-03-16	Memphis	3	Will Young	61
09-03-16	Memphis	4	Will Young	10

Opponent Rushes of 10 or More Yards

<u>Date</u>	<u>Opponent</u>	<u>QTR</u>	<u>Rusher</u>	<u>Yards</u>
09-03-16	Memphis	1	Doroland Dorceus	12
09-03-16	Memphis	2	Doroland Dorceus	10
09-03-16	Memphis	4	Patrick Taylor	11
09-03-16	Memphis	4	Patrick Taylor	51
09-03-16	Memphis	4	Patrick Taylor	12



SOUTHEAST MISSOURI STATISTICS

Southeast Missouri Completions of 20 or More Yards

Opponent Completions of 20 or More Yards

Date	Opponent	QTR	Passer/Receiver	Yards	Date	Opponent	QTR	Passer/Receiver	Yards
09-03-16	Memphis	1	Hosket/Wilkerson	21	09-03-16	Memphis	1	Ferguson/Mayhue	21
					09-03-16	Memphis	2	Ferguson/Henderson	23



GAME-BY-GAME TACKLES

Player	MEM 9/3	SIU 9/10	INS 9/17	MUR 9/24	EIU 10/1	EKU 10/8	TTU 10/22	APSU 10/29	JSU 11/5	UTM 11/12	TSU 11/19
Devin Alexander	1										
Michael Cooke.....	1										
JJ Flye	6										
Mike Ford.....	4										
Roper Garrett.....	5										
Marlon Hampton.....	5										
Terrance Hill.....	3										
Jamarl Holloway	6										
Chad Meredith.....	8										
Eriq Moore.....	2										
Ryan Moore.....	6										
Omar Pierre-Louis	1										
Cameron Sanders.....	1										
Zach Stagner	1										
Byron Wilson.....	4										
Joshua Wilson.....	7										

Sacks	No.	Yds
Mike Ford	1.0	8
Chad Meredith	1.0	1
Joshua Wilson	1.0	1
Totals	3.0	10

Pass Breakups	No.
JJ Flye	2
Omar Pierre-Louis	1
Anthony Cheatum	1
Totals	4

Tackles for Loss	No.	Yds
Mike Ford	1.0	8
Terrance Hill	1.0	3
Marlon Hampton	1.0	2
Chad Meredith	1.0	1
Joshua Wilson	1.0	1
Byron Wilson	1.0	1
Totals	6.0	16

Interceptions	No.	Yds
Mike Ford	1	7
Roper Garrett	1	0
Totals	2	7

Forced Fumbles

-

Fumble Recoveries	No.	Yds
Fletcher Evans	1	0



GAME-BY-GAME STARTERS / PARTICIPATION

Game-by-Game Offensive Starters

Date	Opponent	WR	WR	LT	LG	C	RG	RT	QB	RB	TE	SLOT/WR
09-03-16	at Memphis	Curry	Wilkerson	Forbes	Baker	McCandless	Cooke	Snyder	Hosket	Will Young	Murdock	McCullough
09-10-16	at Southern Illinois											
09-17-16	Indiana State											
09-24-16	at Murray State											
10-01-16	Eastern Illinois											
10-08-16	at Eastern Kentucky											
10-22-16	at Tennessee Tech											
10-29-16	Austin Peay											
11-05-16	Jacksonville State											
11-12-16	at UT Martin											
11-19-16	Tennessee State											

Game-by-Game Defensive Starters

Date	Opponent	DT	NT	DE	OLB	LB (Will)	ILB (Mike)	OLB	CB	SS	FS	CB
09-03-16	at Memphis	Wilson	Hampton	Whigham	Donnerson	Hill	Roper Garrett	Meredith	Holloway	Eriq Moore	Ryan Moore	Ford
09-10-16	at Southern Illinois											
09-17-16	Indiana State											
09-24-16	at Murray State											
10-01-16	Eastern Illinois											
10-08-16	at Eastern Kentucky											
10-22-16	at Tennessee Tech											
10-29-16	Austin Peay											
11-05-16	Jacksonville State											
11-12-16	at UT Martin											
11-19-16	Tennessee State											

Game-by-Game Specialists

Date	Opponent	K	P
09-03-16	at Memphis	McCrum	Knight
09-10-16	at Southern Illinois		
09-17-16	Indiana State		
09-24-16	at Murray State		
10-01-16	Eastern Illinois		
10-08-16	at Eastern Kentucky		
10-22-16	at Tennessee Tech		
10-29-16	Austin Peay		
11-05-16	Jacksonville State		
11-12-16	at UT Martin		
11-19-16	Tennessee State		

2016 Participation Chart

3	Abbingtion, Chase	1/0
22	Alexander, Devin	1/0
74	Baker, Garret	1/1
90	Cheatum, Anthony	1/0
60	Cooke, Michael	1/1
36	Cox, Zach	1/0
2	Curry, C.J.	1/1
11	Davis, Adrian	1/0
81	Donnerson, Kendall	1/1
48	Dunn, Stephen	1/0
20	Durosier, Steve	1/0
12	Eisenhart, Richie	1/0
54	Evans, Fletcher	1/0
10	Flye, JJ	1/0
76	Forbes, Drew	1/1
4	Ford, Mike	1/1
17	Frye, Rudie	1/0
42	Garrett, Rider	1/0
43	Garrett, Roper	1/1
93	Hampton, Marlon	1/1
9	Hill, Terrance	1/1
25	Holloway, Jamarl	1/1
4	Hosket, Jesse	1/1
32	Jenkins, Taj	1/0
46	Knight, Alex	1/0
96	Laufili Time, Lloyd	1/0

16	Manne, Tyler	1/0
62	McCandless, Jake	1/1
35	McCrum, Ryan	1/0
8	McCullough, Tremane	1/1
13	McLemore, Tyler	1/0
7	Meredith, Chad	1/1
5	Moore, Eriq	1/1
24	Moore, Ryan	1/1
85	Murdock, Marquette	1/1
21	Pierre-Louis, Omar	1/0
99	Popovich, John	1/0
15	Sanders, Cameron	1/0
73	Snyder, Alex	1/1
55	Stagner, Zach	1/0
18	Vandeven, Dante	1/0
91	Whigham, Fernando	1/1
87	Wilkerson, Kristian	1/1
29	Wilson, Byron	1/0
98	Wilson, Joshua	1/1
34	Young, Will	1/1



INDIVIDUAL GAME-BY-GAME STATISTICS

Game-by-Game Rushing/Passing/Receiving
(Games with Statistics Listed Only)

Chase Abbington

2016	Opponent	RUSHING				RECEIVING			
		No.	Yds	TD	Lg	No.	Yds	TD	Lg
09-03-16	at Memphis	4	-1	0	2	2	2	0	2
<i>Total</i>		4	-1	0	2	2	2	0	2

Zach Cox

2014	Opponent	RUSHING				RECEIVING			
		No.	Yds	TD	Lg	No.	Yds	TD	Lg
08-28-14	Missouri Baptist	1	22	0	22	0	0	0	0
<i>Total</i>		1	22	0	22	0	0	0	0

2015	Opponent	RUSHING				RECEIVING			
		No.	Yds	TD	Lg	No.	Yds	TD	Lg
10-31-15	Tennessee Tech	1	1	0	1	0	0	0	0
<i>Total</i>		1	1	0	1	0	0	0	0

C.J. Curry

2016	Opponent	RUSHING				RECEIVING			
		No.	Yds	TD	Lg	No.	Yds	TD	Lg
09-03-16	at Memphis	0	0	0	0	1	12	0	12
<i>Total</i>		0	0	0	0	1	12	0	12

Darius Darden-Box

2013	Opponent	RUSHING				RECEIVING			
		No.	Yds	TD	Lg	No.	Yds	TD	Lg
09-28-13	UT Martin	0	0	0	0	1	5	0	5
11-23-13	at Jacksonville State	0	0	0	0	1	8	0	8
<i>Total</i>		0	0	0	0	2	13	0	8

2014	Opponent	RUSHING				RECEIVING			
		No.	Yds	TD	Lg	No.	Yds	TD	Lg
10-11-14	at Murray State	0	0	0	0	1	22	0	22
10-18-14	Eastern Illinois	0	0	0	0	1	16	0	16
10-25-14	at Eastern Kentucky	1	0	0	0	2	7	0	6
11-15-14	Austin Peay	0	0	0	0	1	4	0	4
<i>Total</i>		1	0	0	0	5	49	0	22

2015	Opponent	RUSHING				RECEIVING			
		No.	Yds	TD	Lg	No.	Yds	TD	Lg
09-05-15	at Missouri	0	0	0	0	1	0	0	0
09-19-15	at Indiana State	0	0	0	0	4	21	0	11
09-26-15	Shorter	0	0	0	0	2	22	0	13
10-03-15	Murray State	1	3	0	3	0	0	0	0
10-10-15	at Eastern Illinois	1	25	0	25	3	30	0	25
10-17-15	Eastern Kentucky	1	0	0	0	4	28	0	11
10-31-15	Tennessee Tech	0	0	0	0	1	-2	0	0
11-07-15	at Austin Peay	0	0	0	0	1	14	0	14
11-14-15	at Jacksonville State	0	0	0	0	1	15	1	15
11-21-15	UT Martin	0	0	0	0	2	9	0	5
<i>Total</i>		3	28	0	25	19	137	1	25

Adrian Davis

2014	Opponent	RUSHING				RECEIVING			
		No.	Yds	TD	Lg	No.	Yds	TD	Lg
08-28-14	Missouri Baptist	0	0	0	0	1	18	0	18
09-27-14	at UT Martin	0	0	0	0	4	43	0	22
10-04-14	Tennessee State	0	0	0	0	3	22	0	18
10-11-14	at Murray State	0	0	0	0	4	25	2	8
10-18-14	Eastern Illinois	0	0	0	0	2	45	0	27
10-25-14	at Eastern Kentucky	0	0	0	0	5	50	0	13
11-08-14	at Tennessee Tech	0	0	0	0	2	10	0	7
11-15-14	Austin Peay	0	0	0	0	5	70	1	28

11-22-14	Jacksonville State	0	0	0	0	2	24	1	19
<i>Total</i>		0	0	0	0	28	307	4	28

2015	Opponent	RUSHING				RECEIVING			
		No.	Yds	TD	Lg	No.	Yds	TD	Lg
09-05-15	at Missouri	0	0	0	0	1	5	0	5
09-12-15	Southern Illinois	0	0	0	0	1	6	0	6
09-19-15	at Indiana State	0	0	0	0	6	44	0	9
09-26-15	Shorter	1	17	0	17	3	34	0	17
<i>Total</i>		1	17	0	17	11	89	0	17

2016	Opponent	RUSHING				RECEIVING			
		No.	Yds	TD	Lg	No.	Yds	TD	Lg
09-03-16	at Memphis	0	0	0	0	1	8	1	8
<i>Total</i>		0	0	0	0	1	8	1	8

Stephen Dunn

2014	Opponent	RUSHING				RECEIVING			
		No.	Yds	TD	Lg	No.	Yds	TD	Lg
08-28-14	Missouri Baptist	0	0	0	0	1	19	0	19
<i>Total</i>		0	0	0	0	1	19	0	19

2015	Opponent	RUSHING				RECEIVING			
		No.	Yds	TD	Lg	No.	Yds	TD	Lg
09-12-15	Southern Illinois	0	0	0	0	1	20	0	20
<i>Total</i>		0	0	0	0	1	20	0	20

Jesse Hosket

2016	Opponent	RUSHING				RECEIVING			
		No.	Yds	TD	Lg	No.	Yds	TD	Lg
09-03-16	at Memphis	4	-3	0	6	0	0	0	0
<i>Total</i>		4	-3	0	6	0	0	0	0

2016	Opponent	PASSING			Yds	TD	LG
		Cmp	Att	Int			
09-03-16	at Memphis	19	31	0	143	1	21
<i>Total</i>		19	31	0	143	1	21

Logan Larson

2014	Opponent	RUSHING				RECEIVING			
		No.	Yds	TD	Lg	No.	Yds	TD	Lg
08-28-14	Missouri Baptist	0	0	0	0	1	10	0	10
11-22-14	Jacksonville State	0	0	0	0	1	5	1	5
<i>Total</i>		0	0	0	0	2	15	1	10

2015	Opponent	RUSHING				RECEIVING			
		No.	Yds	TD	Lg	No.	Yds	TD	Lg
09-12-15	Southern Illinois	0	0	0	0	1	6	0	6
10-10-15	at Eastern Illinois	0	0	0	0	1	6	0	6
10-31-15	Tennessee Tech	0	0	0	0	2	39	0	21
11-07-15	at Austin Peay	0	0	0	0	1	7	0	7
11-21-15	UT Martin	3	10	0	5	1	7	0	7
<i>Total</i>		3	10	0	5	6	65	0	21

Tyler Manne

2014	Opponent	RUSHING				RECEIVING			
		No.	Yds	TD	Lg	No.	Yds	TD	Lg
11-08-14	at Tennessee Tech	1	12	0	12	0	0	0	0
11-22-14	Jacksonville St.	0	0	0	0	1	5	0	5
<i>Total</i>		1	12	0	12	1	5	0	5

2015	Opponent	PASSING			Yds	TD	LG
		Cmp	Att	Int			
09-12-15	Southern Illinois	1	1	0	9	0	9
<i>Total</i>		1	1	0	9	0	9



INDIVIDUAL GAME-BY-GAME STATISTICS

Tremane McCullough

		RUSHING				RECEIVING			
2015	Opponent	No.	Yds	TD	Lg	No.	Yds	TD	Lg
09-05-15	at Missouri	4	18	0	12	2	6	0	6
09-12-15	Southern Illinois	1	4	0	4	1	22	0	22
09-19-15	at Indiana State	18	114	1	18	2	5	0	3
09-26-15	Shorter	18	166	0	53	2	7	0	5
10-03-15	Murray State	27	220	1	47	4	18	0	6
10-10-15	at Eastern Illinois	17	30	0	14	4	29	0	24
10-17-15	Eastern Kentucky	16	38	0	14	5	20	0	16
10-31-15	Tennessee Tech	17	138	1	81	2	14	0	9
11-07-15	at Austin Peay	19	150	0	51	2	5	0	3
11-14-15	at Jacksonville State	19	49	1	21	6	104	0	56
11-21-15	UT Martin	14	101	1	30	3	49	0	30
	Total	170	1028	5	81	33	279	0	56
		RUSHING				RECEIVING			
2016	Opponent	No.	Yds	TD	Lg	No.	Yds	TD	Lg
09-03-16	at Memphis	4	0	0	5	9	69	0	15
	Total	4	0	0	5	9	69	0	15

Tyler McLemore

		RUSHING				RECEIVING			
2015	Opponent	No.	Yds	TD	Lg	No.	Yds	TD	Lg
10-03-15	Murray State	1	5	0	5	1	11	0	11
10-10-15	at Eastern Illinois	0	0	0	0	1	3	0	3
10-17-15	Eastern Kentucky	0	0	0	0	1	12	0	12
10-31-15	Tennessee Tech	1	-4	0	0	1	6	0	6
11-07-15	at Austin Peay	0	0	0	0	2	40	1	25
11-14-15	at Jacksonville State	0	0	0	0	1	4	0	4
	Total	2	1	0	5	7	76	1	25
		RUSHING				RECEIVING			
2016	Opponent	No.	Yds	TD	Lg	No.	Yds	TD	Lg
09-03-16	at Memphis	0	0	0	0	1	4	0	4
	Total	0	0	0	0	1	4	0	4

Marquette Murdock

		RUSHING				RECEIVING			
2015	Opponent	No.	Yds	TD	Lg	No.	Yds	TD	Lg
11-07-15	at Austin Peay	0	0	0	0	2	25	0	15
	Total	0	0	0	0	2	25	0	15

Dante Vandeven

		RUSHING				RECEIVING			
2015	Opponent	No.	Yds	TD	Lg	No.	Yds	TD	Lg
09-19-15	at Indiana State	4	28	0	13	0	0	0	0
09-26-15	Shorter	6	28	1	12	0	0	0	0
10-03-15	Murray State	13	46	0	18	0	0	0	0
10-10-15	Eastern Illinois	9	55	1	21	0	0	0	0
10-17-15	Eastern Kentucky	12	-4	0	10	0	0	0	0
10-31-15	Tennessee Tech	12	91	2	29	0	0	0	0
11-07-15	at Austin Peay	7	-12	1	12	0	0	0	0
11-14-15	at Jacksonville State	13	29	1	31	0	0	0	0
11-21-15	UT Martin	11	31	0	19	0	0	0	0
	Total	87	292	6	31	0	0	0	0
		PASSING							
2015	Opponent	Cmp	Att	Int	Yds	TD	Lg		
09-19-15	at Indiana State	12	17	1	115	1	26		
09-26-15	Shorter	13	17	1	104	0	20		
10-03-15	Murray State	16	25	1	221	2	44		
10-10-15	at Eastern Illinois	20	32	1	217	2	38		
10-17-15	Eastern Kentucky	24	36	0	160	1	24		
10-31-15	Tennessee Tech	11	21	0	125	0	23		
11-07-15	at Austin Peay	19	28	0	161	2	25		

11-14-15	at Jacksonville State	19	35	0	239	1	56		
11-21-15	UT Martin	21	39	3	226	2	30		
	Total	155	250	7	1568	11	56		

		RUSHING				RECEIVING			
2016	Opponent	No.	Yds	TD	Lg	No.	Yds	TD	Lg
09-03-16	at Memphis	0	0	0	0	0	0	0	0
	Total	87	292	6	31	0	0	0	0

		PASSING							
2016	Opponent	Cmp	Att	Int	Yds	TD	Lg		
09-03-16	at Memphis	0	3	1	0	0	0		
	Total	0	3	1	0	0	0		

Kristian Wilkerson

		RUSHING				RECEIVING			
2016	Opponent	No.	Yds	TD	Lg	No.	Yds	TD	Lg
09-03-16	at Memphis	0	0	0	0	5	48	0	21
	Total	0	0	0	0	5	48	0	21

Will Young

		RUSHING				RECEIVING			
2015	Opponent	No.	Yds	TD	Lg	No.	Yds	TD	Lg
09-05-15	at Missouri	1	-3	0	0	0	0	0	0
11-07-15	at Austin Peay	3	23	1	20	0	0	0	0
11-14-15	at Jacksonville State	1	0	0	0	0	0	0	0
	Total	5	20	1	20	0	0	0	0

		RUSHING				RECEIVING			
2016	Opponent	No.	Yds	TD	Lg	No.	Yds	TD	Lg
09-03-16	at Memphis	17	114	1	61	0	0	0	0
	Total	17	114	1	61	0	0	0	0

Game-by-Game Defensive
(Games with Statistics Listed Only)

Devin Alexander

2016	Opponent	Solo	Ast	Total	TFL-Yds	SK-Yds	FF	FR-Yds	Int-Yds
09-03-16	at Memphis	1	0	1	0.0-0	0.0-0	0	0-0	0-0
	Total	1	0	1	0.0-0	0.0-0	0	0-0	0-0

Anthony Cheatum

2015	Opponent	Solo	Ast	Total	TFL-Yds	SK-Yds	FF	FR-Yds	Int-Yds
11-07-15	at Austin Peay	0	1	1	0.5-2	0.5-2	0	0-0	0-0
11-14-15	at Jacksonville State	0	1	1	0.0-0	0.0-0	0	0-0	0-0
	Total	0	2	2	0.5-2	0.5-2	0	0-0	0-0

Darrius Darden-Box

2013	Opponent	Solo	Ast	Total	TFL-Yds	SK-Yds	FF	FR-Yds	Int-Yds
09-21-13	Southern Illinois	2	1	3	0.0-0	0.0-0	0	0-0	0-0
09-28-13	UT Martin	2	0	2	0.0-0	0.0-0	1	0-0	0-0
10-05-13	at Tennessee St.	2	0	2	0.0-0	0.0-0	0	0-0	0-0
11-23-13	at Jacksonville State	1	1	2	0.0-0	0.0-0	0	0-0	0-0
	Total	7	2	9	0.0-0	0.0-0	1	0-0	0-0
2014	Opponent	Solo	Ast	Total	TFL-Yds	SK-Yds	FF	FR-Yds	Int-Yds
09-13-14	at Southern Illinois	1	0	1	0.0-0	0.0-0	0	0-0	0-0
09-27-14	at UT Martin	0	1	1	0.0-0	0.0-0	0	0-0	0-0
10-11-14	at Murray State	1	0	1	0.0-0	0.0-0	0	0-0	0-0
10-25-14	at Eastern Ky.	0	1	1	0.0-0	0.0-0	0	0-0	0-0
11-08-14	at Tennessee Tech	0	1	1	0.0-0	0.0-0	0	0-0	0-0
11-22-14	Jacksonville State	0	1	1	0.0-0	0.0-0	0	0-0	0-0
	Total	2	4	6	0.0-0	0.0-0	0	0-0	0-0



INDIVIDUAL GAME-BY-GAME STATISTICS

2015	Opponent	Solo	Ast	Total	TFL-Yds	SK-Yds	FF	FR-Yds	Int-Yds
09-12-15	Southern Illinois	2	0	2	0.0-0	0.0-0	0	0-0	0-0
10-17-15	Eastern Kentucky	2	1	3	0.0-0	0.0-0	0	0-0	0-0
10-31-15	Tennessee Tech	0	1	1	0.0-0	0.0-0	0	0-0	0-0
11-07-15	at Austin Peay	1	1	2	0.0-0	0.0-0	0	0-0	0-0
11-14-15	at Jacksonville State	1	0	1	0.0-0	0.0-0	1	0-0	0-0
<i>Total</i>		6	3	9	0.0-0	0.0-0	1	0-0	0-0

Taron Divens

2015	Opponent	Solo	Ast	Total	TFL-Yds	SK-Yds	FF	FR-Yds	Int-Yds
09-05-15	at Missouri	1	1	2	0.0-0	0.0-0	0	0-0	0-0
10-10-15	at Eastern Illinois	0	1	1	0.0-0	0.0-0	0	0-0	0-0
11-14-15	at Jacksonville State	1	0	1	0.0-0	0.0-0	0	1-5	0-0
11-21-15	UT Martin	1	0	1	0.0-0	0.0-0	0	0-0	0-0
<i>Total</i>		3	2	5	0.0-0	0.0-0	0	1-5	0-0

Kendall Donnerson

2014	Opponent	Solo	Ast	Total	TFL-Yds	SK-Yds	FF	FR-Yds	Int-Yds
08-28-14	Missouri Baptist	1	0	1	0.0-0	0.0-0	0	0-0	0-0
09-20-14	Southeastern La.	1	0	1	0.0-0	0.0-0	0	0-0	0-0
09-27-14	at UT Martin	1	2	3	1.5-6	0.5-1	0	0-0	0-0
10-25-14	at Eastern Ky.	0	1	1	0.0-0	0.0-0	0	0-0	0-0
11-08-14	at Tennessee Tech	1	0	1	0.0-0	0.0-0	0	0-0	0-0
11-15-14	Austin Peay	1	1	2	0.5-3	0.5-3	0	0-0	0-0
<i>Total</i>		5	4	9	2.0-9	1.0-4	0	0-0	0-0
2015	Opponent	Solo	Ast	Total	TFL-Yds	SK-Yds	FF	FR-Yds	Int-Yds
09-05-15	Southern Illinois	7	1	8	2.0-19	1.0-12	1	0-0	0-0
09-19-15	at Indiana State	1	1	2	0.0-0	0.0-0	0	0-0	0-0
09-26-15	Shorter	0	3	3	0.0-0	0.0-0	0	0-0	0-0
10-03-15	Murray State	1	2	3	1.0-3	0.0-0	0	0-0	0-0
10-10-15	at Eastern Illinois	1	3	4	1.0-1	0.0-0	0	0-0	0-0
10-17-15	Eastern Kentucky	0	1	1	0.0-0	0.0-0	0	0-0	0-0
10-31-15	Tennessee Tech	3	0	3	1.0-2	0.0-0	0	0-0	0-0
11-07-15	at Austin Peay	1	1	2	0.0-0	0.0-0	1	0-0	0-0
11-14-15	at Jacksonville State	2	2	4	0.0-0	0.0-0	0	0-0	0-0
11-21-15	UT Martin	3	0	3	1.0-5	0.0-0	0	1-0	0-0
<i>Total</i>		19	14	33	6.0-30	1.0-12	2	1-0	0-0

Steve Durosier

2015	Opponent	Solo	Ast	Total	TFL-Yds	SK-Yds	FF	FR-Yds	Int-Yds
10-31-15	Tennessee Tech	1	0	1	0.0-0	0.0-0	0	0-0	0-0
11-07-15	at Austin Peay	0	1	1	0.0-0	0.0-0	0	0-0	0-0
<i>Total</i>		1	1	2	0.0-0	0.0-0	0	0-0	0-0

Stephen Dunn

2015	Opponent	Solo	Ast	Total	TFL-Yds	SK-Yds	FF	FR-Yds	Int-Yds
10-17-15	Eastern Kentucky	0	1	1	0.0-0	0.0-0	0	0-0	0-0
<i>Total</i>		0	1	1	0.0-0	0.0-0	0	0-0	0-0

Fletcher Evans

2015	Opponent	Solo	Ast	Total	TFL-Yds	SK-Yds	FF	FR-Yds	Int-Yds
11-07-15	at Austin Peay	0	1	1	0.5-2	0.5-2	0	0-0	0-0
<i>Total</i>		0	1	1	0.5-2	0.5-2	0	0-0	0-0
2016	Opponent	Solo	Ast	Total	TFL-Yds	SK-Yds	FF	FR-Yds	Int-Yds
09-03-16	at Memphis	0	0	0	0.0-0	0.0-0	0	1-0	0-0
<i>Total</i>		0	0	0	0.0-0	0.0-0	0	1-0	0-0

JJ Flye

2014	Opponent	Solo	Ast	Total	TFL-Yds	SK-Yds	FF	FR-Yds	Int-Yds
10-04-14	Tennessee St.	1	1	2	0.0-0	0.0-0	0	0-0	0-0
10-18-14	Eastern Illinois	0	1	1	0.0-0	0.0-0	0	0-0	0-0
10-25-14	at Eastern Ky.	2	1	3	0.0-0	0.0-0	0	0-0	0-0
11-08-14	at Tennessee Tech	1	7	8	0.0-0	0.0-0	0	0-0	0-0
<i>Total</i>		4	10	14	0.0-0	0.0-0	0	0-0	0-0

2015	Opponent	Solo	Ast	Total	TFL-Yds	SK-Yds	FF	FR-Yds	Int-Yds
09-26-15	Shorter	0	1	1	0.0-0	0.0-0	0	0-0	0-0
<i>Total</i>		0	1	1	0.0-0	0.0-0	0	0-0	0-0
2016	Opponent	Solo	Ast	Total	TFL-Yds	SK-Yds	FF	FR-Yds	Int-Yds
09-03-16	at Memphis	6	0	6	0.0-0	0.0-0	0	0-0	0-0
<i>Total</i>		6	0	6	0.0-0	0.0-0	0	0-0	0-0

Mike Ford

2014	Opponent	Solo	Ast	Total	TFL-Yds	SK-Yds	FF	FR-Yds	Int-Yds
09-13-14	at Southern Illinois	1	0	1	0.0-0	0.0-0	0	0-0	0-0
10-04-14	Tennessee St.	0	1	1	0.0-0	0.0-0	0	0-0	0-0
10-18-14	Eastern Illinois	1	1	2	0.0-0	0.0-0	0	0-0	0-0
11-15-14	Austin Peay	1	0	1	0.0-0	0.0-0	0	0-0	0-0
<i>Total</i>		3	2	5	0.0-0	0.0-0	0	0-0	0-0
2015	Opponent	Solo	Ast	Total	TFL-Yds	SK-Yds	FF	FR-Yds	Int-Yds
09-05-15	at Missouri	2	0	2	0.0-0	0.0-0	0	0-0	0-0
09-12-15	Southern Illinois	6	2	8	0.0-0	0.0-0	0	0-0	2-21
09-19-15	at Indiana State	5	2	7	2.0-6	1.0-4	0	0-0	0-0
09-26-15	Shorter	2	1	3	0.0-0	0.0-0	0	0-0	0-0
10-03-15	Murray State	2	0	2	0.0-0	0.0-0	0	0-0	1-0
10-10-15	at Eastern Illinois	3	0	3	0.0-0	0.0-0	0	0-0	0-0
10-17-15	Eastern Kentucky	4	1	5	0.0-0	0.0-0	0	0-0	0-0
10-31-15	Tennessee Tech	1	2	3	0.0-0	0.0-0	0	0-0	1-0
11-07-15	at Austin Peay	3	1	4	0.0-0	0.0-0	0	0-0	0-0
11-14-15	at Jacksonville State	3	2	5	0.0-0	0.0-0	0	0-0	1-0
11-21-15	UT Martin	1	1	2	0.0-0	0.0-0	0	0-0	0-0
<i>Total</i>		32	12	44	2.0-6	1.0-4	0	0-0	5-21
2016	Opponent	Solo	Ast	Total	TFL-Yds	SK-Yds	FF	FR-Yds	Int-Yds
09-03-16	at Memphis	4	0	4	1.0-8	1.0-8	0	0-0	1-7
<i>Total</i>		4	0	4	1.0-8	1.0-8	0	0-0	1-7

Rider Garrett

2014	Opponent	Solo	Ast	Total	TFL-Yds	SK-Yds	FF	FR-Yds	Int-Yds
08-28-14	Missouri Baptist	0	3	3	0.0-0	0.0-0	0	0-0	0-0
11-15-14	Austin Peay	2	0	2	0.0-0	0.0-0	1	0-0	0-0
<i>Total</i>		2	3	5	0.0-0	0.0-0	1	0-0	0-0
2015	Opponent	Solo	Ast	Total	TFL-Yds	SK-Yds	FF	FR-Yds	Int-Yds
11-07-15	at Austin Peay	0	0	0	0.0-0	0.0-0	0	1-0	0.0-0
<i>Total</i>		0	0	0	0.0-0	0.0-0	0	1-0	0-0

Roper Garrett

2013	Opponent	Solo	Ast	Total	TFL-Yds	SK-Yds	FF	FR-Yds	Int-Yds
08-30-13	at Southeastern La.	3	4	7	0.0-0	0.0-0	0	0-0	0-0
09-07-13	at Ole Miss	4	1	5	0.0-0	0.0-0	0	0-0	0-0
09-21-13	Southern Illinois	2	4	6	0.0-0	0.0-0	0	0-0	0-0
09-28-13	UT Martin	3	3	6	0.0-0	0.0-0	0	0-0	0-0
10-05-13	at Tennessee St.	6	1	7	0.0-0	0.0-0	0	0-0	0-0
10-12-13	Murray State	6	1	7	0.0-0	0.0-0	1	0-0	1-15
10-19-13	at Eastern Illinois	10	2	12	0.0-0	0.0-0	0	0-0	0-0
11-02-13	Urbana	0	1	1	0.0-0	0.0-0	0	0-0	0-0
11-09-13	Tennessee Tech	6	1	7	0.0-0	0.0-0	0	0-0	0-0
11-16-13	at Austin Peay	2	2	4	0.0-0	0.0-0	0	0-0	0-0
11-23-13	at Jacksonville State	2	1	3	1.0-7	0.0-0	0	0-0	0-0
<i>Total</i>		44	21	65	1.0-7	0.0-0	1	0-0	1-15
2014	Opponent	Solo	Ast	Total	TFL-Yds	SK-Yds	FF	FR-Yds	Int-Yds
08-28-14	Missouri Baptist	2	8	10	2.5-10	1.0-7	2	0-0	0-0
09-06-14	at Kansas	13	1	14	1.0-12	1.0-12	1	0-0	0-0
09-13-14	at Southern Illinois	3	4	7	0.0-0	0.0-0	0	0-0	0-0
09-20-14	Southeastern La.	1	11	12	1.0-4	0.0-0	0	0-0	0-0
09-27-14	at UT Martin	2	7	9	0.5-1	0.0-0	1	0-0	0-0
10-04-14	Tennessee State	3	5	8	1.0-1	0.0-0	0	0-0	0-0
10-11-14	at Murray State	6	5	11	1.5-8	1.0-8	1	0-0	0-0
10-18-14	Eastern Illinois	6	13	19	0.0-0	0.0-0	0	0-0	0-0
10-25-14	at Eastern Ky.	4	2	6	1.0-1	0.0-0	0	0-0	0-0
<i>Total</i>		40	56	96	8.5-37	3.0-27	5	0-0	0-0



INDIVIDUAL GAME-BY-GAME STATISTICS

2015	Opponent	Solo	Ast	Total	TFL-Yds	SK-Yds	FF	FR-Yds	Int-Yds
09-05-15	at Missouri	3	2	5	0.0-0	0.0-0	0	0-0	0-0
09-12-15	Southern Illinois	2	11	13	0.5-1	0.0-0	0	1-20	0-0
09-19-15	at Indiana State	7	5	12	3.0-10	1.0-7	0	0-0	0-0
09-26-15	Shorter	4	7	11	1.5-4	0.5-1	0	0-0	0-0
10-03-15	Murray State	4	5	9	0.5-2	0.0-0	0	0-0	0-0
10-10-15	at Eastern Illinois	2	6	8	0.0-0	0.0-0	0	0-0	0-0
10-17-15	Eastern Kentucky	2	6	8	0.5-1	0.0-0	0	0-0	0-0
10-31-15	Tennessee Tech	1	2	3	1.0-9	1.0-9	0	0-0	0-0
11-07-15	at Austin Peay	6	5	11	3.0-14	2.0-12	1	0-0	0-0
11-14-15	at Jacksonville State	7	5	12	0.0-0	0.0-0	0	0-0	0-0
11-21-15	UT Martin	4	10	14	0.0-0	0.0-0	0	0-0	0-0
	Total	42	64	106	10.0-41	4.5-29	1	1-20	0-0
2016	Opponent	Solo	Ast	Total	TFL-Yds	SK-Yds	FF	FR-Yds	Int-Yds
09-03-16	at Memphis	4	1	5	1.0-1	0.0-0	0	0-0	1-0
	Total	4	1	5	1.0-1	0.0-0	0	0-0	1-0

Marlon Hampton

2013	Opponent	Solo	Ast	Total	TFL-Yds	SK-Yds	FF	FR-Yds	Int-Yds
08-30-13	at Southeastern La.	1	1	2	0.5-3	0.5-3	0	0-0	0-0
09-07-13	at Ole Miss	1	1	2	1.0-15	1.0-15	1	0-0	0-0
09-21-13	Southern Illinois	2	2	4	0.5-1	0.0-0	0	0-0	0-0
09-28-13	UT Martin	0	1	1	0.0-0	0.0-0	0	0-0	0-0
10-05-13	at Tennessee St.	0	1	1	0.0-0	0.0-0	0	0-0	0-0
10-12-13	Murray State	2	1	3	0.0-0	0.0-0	0	0-0	0-0
11-23-13	at Jacksonville State	1	0	1	0.0-0	0.0-0	0	0-0	0-0
	Total	7	7	14	2.0-19	1.5-18	1	0-0	0-0
2014	Opponent	Solo	Ast	Total	TFL-Yds	SK-Yds	FF	FR-Yds	Int-Yds
08-28-14	Missouri Baptist	1	2	3	0.0-0	0.0-0	0	0-0	0-0
09-06-14	at Kansas	3	1	4	1.0-1	1.0-1	0	0-0	0-0
09-13-14	at Southern Illinois	2	5	7	0.0-0	0.0-0	0	0-0	0-0
09-20-14	Southeastern La.	1	6	7	1.0-4	0.0-0	1	0-0	0-0
09-27-14	at UT Martin	1	3	4	0.0-0	0.0-0	0	0-0	0-0
10-04-14	Tennessee State	1	3	4	0.0-0	0.0-0	0	0-0	0-0
10-11-14	at Murray State	1	0	1	0.0-0	0.0-0	0	0-0	0-0
10-18-14	Eastern Illinois	1	9	10	0.0-0	0.0-0	0	0-0	0-0
10-25-14	at Eastern Ky.	0	6	6	0.0-0	0.0-0	0	0-0	0-0
11-08-14	at Tennessee Tech	1	0	1	1.0-10	1.0-10	0	0-0	0-0
	Total	12	35	47	3.0-15	2.0-11	1	0-0	0-0
2015	Opponent	Solo	Ast	Total	TFL-Yds	SK-Yds	FF	FR-Yds	Int-Yds
09-05-15	at Missouri	1	1	2	0.0-0	0.0-0	0	0-0	0-0
09-19-15	at Indiana State	0	1	1	0.0-0	0.0-0	0	0-0	0-0
09-26-15	Shorter	0	2	2	0.0-0	0.0-0	0	0-0	0-0
10-03-15	Murray State	1	0	1	0.0-0	0.0-0	0	0-0	0-0
10-10-15	at Eastern Illinois	3	2	5	0.5-1	0.0-0	0	0-0	0-0
10-17-15	Eastern Kentucky	1	4	5	1.0-1	0.0-0	0	0-0	0-0
10-31-15	Tennessee Tech	1	1	2	0.0-0	0.0-0	0	0-0	0-0
11-07-15	at Austin Peay	0	1	1	0.5-1	0.0-0	0	0-0	0-0
11-14-15	at Jacksonville State	1	1	2	0.0-0	0.0-0	0	0-0	0-0
	Total	8	13	21	2.0-3	0.0-0	0	0-0	0-0
2016	Opponent	Solo	Ast	Total	TFL-Yds	SK-Yds	FF	FR-Yds	Int-Yds
09-03-16	at Memphis	5	0	5	1.0-2	0.0-0	0	0-0	0-0
	Total	5	0	5	1.0-2	0.0-0	0	0-0	0-0

Terrance Hill

2013	Opponent	Solo	Ast	Total	TFL-Yds	SK-Yds	FF	FR-Yds	Int-Yds
08-30-13	at Southeastern La.	0	3	3	0.0-0	0.0-0	0	0-0	0-0
09-07-13	at Ole Miss	4	0	4	2.0-3	0.0-0	0	0-0	0-0
09-21-13	Southern Illinois	0	1	1	0.0-0	0.0-0	0	0-0	0-0
09-28-13	UT Martin	0	1	1	0.0-0	0.0-0	0	0-0	0-0
10-05-13	at Tennessee St.	3	0	3	0.0-0	0.0-0	0	0-0	0-0
10-12-13	Murray State	3	1	4	0.0-0	0.0-0	0	0-0	0-0
10-19-13	at Eastern Illinois	2	2	4	0.0-0	0.0-0	0	0-0	0-0

2014	Opponent	Solo	Ast	Total	TFL-Yds	SK-Yds	FF	FR-Yds	Int-Yds
11-09-13	Tennessee Tech	2	1	3	0.0-0	0.0-0	0	0-0	0-0
11-16-13	at Austin Peay	0	4	4	0.0-0	0.0-0	0	0-0	0-0
	Total	14	13	27	2.0-3	0.0-0	0	0-0	0-0
2014	Opponent	Solo	Ast	Total	TFL-Yds	SK-Yds	FF	FR-Yds	Int-Yds
08-28-14	at Kansas	0	1	1	0.0-0	0.0-0	0	0-0	0-0
09-13-14	at Southern Illinois	3	2	5	0.0-0	0.0-0	0	0-0	0-0
09-20-14	Southeastern La.	1	4	5	0.0-0	0.0-0	0	0-0	0-0
09-27-14	at UT Martin	0	1	1	0.0-0	0.0-0	0	1-0	0-0
10-04-14	Tennessee State	4	4	8	2.5-11	0.0-0	0	0-0	0-0
10-11-14	at Murray State	2	2	4	0.0-0	0.0-0	0	0-0	0-0
10-18-14	Eastern Illinois	1	3	4	0.0-0	0.0-0	0	0-0	0-0
10-25-14	at Eastern Ky.	4	8	12	0.0-0	0.0-0	0	0-0	0-0
11-08-14	at Tennessee Tech	1	5	6	1.5-5	0.0-0	0	0-0	0-0
	Total	16	30	46	4.0-16	0.0-0	0	1-0	0-0

2015	Opponent	Solo	Ast	Total	TFL-Yds	SK-Yds	FF	FR-Yds	Int-Yds
09-05-15	at Missouri	1	4	5	0.0-0	0.0-0	0	0-0	0-0
09-12-15	Southern Illinois	2	1	3	0.5-0	0.0-0	0	0-0	0-0
10-03-15	Murray State	0	1	1	0.0-0	0.0-0	0	0-0	0-0
10-10-15	at Eastern Illinois	2	2	4	0.0-0	0.0-0	0	0-0	0-0
10-17-15	Eastern Kentucky	0	3	3	0.5-1	0.0-0	0	0-0	0-0
10-31-15	Tennessee Tech	4	4	8	1.0-10	1.0-10	0	1-0	0-0
11-07-15	at Austin Peay	3	0	3	1.0-6	1.0-6	0	0-0	0-0
11-14-15	at Jacksonville State	1	1	2	0.0-0	0.0-0	0	0-0	0-0
11-21-15	UT Martin	3	1	4	1.5-4	0.5-3	0	0-0	0-0
	Total	16	17	33	4.5-21	2.5-19	0	1-0	0-0
2016	Opponent	Solo	Ast	Total	TFL-Yds	SK-Yds	FF	FR-Yds	Int-Yds
09-03-16	at Memphis	2	1	3	1.0-3	0.0-0	0	0-0	0-0
	Total	2	1	3	1.0-3	0.0-0	0	0-0	0-0

Jamarl Holloway

2015	Opponent	Solo	Ast	Total	TFL-Yds	SK-Yds	FF	FR-Yds	Int-Yds
09-05-15	at Missouri	0	1	1	0.0-0	0.0-0	0	0-0	0-0
09-12-15	Southern Illinois	2	0	2	0.0-0	0.0-0	0	0-0	0-0
09-19-15	at Indiana State	1	0	1	0.0-0	0.0-0	0	0-0	0-0
10-03-15	Murray State	2	1	3	0.0-0	0.0-0	0	0-0	0-0
10-10-15	at Eastern Illinois	0	1	1	0.0-0	0.0-0	0	0-0	0-0
10-17-15	Eastern Kentucky	2	0	2	0.0-0	0.0-0	1	0-0	0-0
10-31-15	Tennessee Tech	1	2	3	0.0-0	0.0-0	0	0-0	0-0
11-07-15	at Austin Peay	3	0	3	0.0-0	0.0-0	0	0-0	0-0
11-14-15	at Jacksonville State	1	2	3	0.0-0	0.0-0	0	0-0	0-0
11-21-15	UT Martin	3	1	4	0.0-0	0.0-0	1	0-0	0-0
	Total	15	8	23	0.0-0	0.0-0	1	0-0	0-0
2016	Opponent	Solo	Ast	Total	TFL-Yds	SK-Yds	FF	FR-Yds	Int-Yds
09-03-16	at Memphis	5	1	6	0.0-0	0.0-0	0	0-0	0-0
	Total	5	1	6	0.0-0	0.0-0	0	0-0	0-0

Josh Kinzer

2014	Opponent	Solo	Ast	Total	TFL-Yds	SK-Yds	FF	FR-Yds	Int-Yds
08-28-14	Missouri Baptist	1	1	2	0.0-0	0.0-0	0	0-0	0-0
11-15-14	Austin Peay	0	0	0	0.0-0	0.0-0	0	0-0	1-0
	Total	1	1	2	0.0-0	0.0-0	0	0-0	1-0
2015	Opponent	Solo	Ast	Total	TFL-Yds	SK-Yds	FF	FR-Yds	Int-Yds
09-05-15	at Missouri	3	0	3	1.0-2	1.0-2	0	0-0	0-0
09-12-15	Southern Illinois	3	4	7	0.0-0	0.0-0	0	0-0	0-0
09-19-15	at Indiana State	1	2	3	0.0-0	0.0-0	0	0-0	0-0
10-03-15	Murray State	0	5	5	0.0-0	0.0-0	0	0-0	0-0
10-10-15	at Eastern Illinois	0	0	0	0.0-0	0.0-0	0	0-0	1-28
10-17-15	Eastern Kentucky	2	1	3	0.0-0	0.0-0	0	0-0	0-0
10-31-15	Tennessee Tech	0	2	2	0.0-0	0.0-0	0	0-0	0-0
11-07-15	at Austin Peay	1	1	2	0.0-0	0.0-0	0	0-0	0-0
11-21-15	UT Martin	1	0	1	0.0-0	0.0-0	0	0-0	0-0
	Total	11	15	26	1.0-2	1.0-2	0	0-0	1-28



INDIVIDUAL GAME-BY-GAME STATISTICS

Chad Meredith

2013	Opponent	Solo	Ast	Total	TFL-Yds	SK-Yds	FF	FR-Yds	Int-Yds
09-07-13	at Ole Miss	2	0	2	1.0-1	0.0-0	0	0-0	0-0
11-02-13	Urbana	1	0	1	0.0-0	0.0-0	0	0-0	0-0
11-09-13	Tennessee Tech	3	0	3	0.0-0	0.0-0	0	0-0	0-0
	Total	6	0	6	1.0-1	0.0-0	0	0-0	0-0
2014	Opponent	Solo	Ast	Total	TFL-Yds	SK-Yds	FF	FR-Yds	Int-Yds
08-28-14	Missouri Baptist	0	2	2	0.0-0	0.0-0	0	0-0	0-0
09-06-14	at Kansas	1	1	2	0.0-0	0.0-0	0	0-0	0-0
09-13-14	at Southern Illinois	2	4	6	0.0-0	0.0-0	0	0-0	0-0
09-20-14	Southeastern La.	4	2	6	2.0-15	1.0-11	0	0-0	0-0
	Total	7	9	16	2.0-15	1.0-11	0	0-0	0-0
2015	Opponent	Solo	Ast	Total	TFL-Yds	SK-Yds	FF	FR-Yds	Int-Yds
09-05-15	at Missouri	7	1	8	2.0-3	0.0-0	0	0-0	0-0
09-12-15	Southern Illinois	1	1	2	1.0-1	0.0-0	1	0-0	0-0
09-19-15	at Indiana State	4	1	5	1.0-2	0.0-0	0	0-0	0-0
09-26-15	Shorter	3	7	10	1.0-4	1.0-4	0	0-0	0-0
10-03-15	Murray State	4	6	10	2.0-13	0.0-0	0	0-0	0-0
10-10-15	at Eastern Illinois	3	2	5	0.5-1	0.0-0	0	0-0	0-0
10-17-15	Eastern Kentucky	2	5	7	0.0-0	0.0-0	0	0-0	0-0
10-31-15	Tennessee Tech	3	4	7	2.5-10	2.5-10	0	0-0	0-0
11-07-15	at Austin Peay	0	3	3	0.5-0	0.0-0	0	1-1	0-0
11-14-15	at Jacksonville State	3	5	8	0.0-0	0.0-0	0	0-0	0-0
11-21-15	UT Martin	1	2	3	0.0-0	0.0-0	0	0-0	0-0
	Total	31	37	68	10.5-34	3.5-14	1	1-1	0-0
2016	Opponent	Solo	Ast	Total	TFL-Yds	SK-Yds	FF	FR-Yds	Int-Yds
09-03-16	at Memphis	7	1	8	1.0-1	1.0-1	0	0-0	0-0
	Total	7	1	8	1.0-1	1.0-1	0	0-0	0-0

Eriq Moore

2013	Opponent	Solo	Ast	Total	TFL-Yds	SK-Yds	FF	FR-Yds	Int-Yds
11-16-13	at Austin Peay	4	6	10	0.0-0	0.0-0	0	0-0	0-0
11-23-13	at Jacksonville State	5	2	7	0.0-0	0.0-0	0	0-0	1-72
	Total	9	8	17	0.0-0	0.0-0	0	0-0	1-72
2014	Opponent	Solo	Ast	Total	TFL-Yds	SK-Yds	FF	FR-Yds	Int-Yds
08-28-14	Missouri Baptist	1	1	2	0.0-0	0.0-0	0	0-0	0-0
09-06-14	at Kansas	5	1	6	0.0-0	0.0-0	0	0-0	0-0
09-13-14	at Southern Illinois	3	4	7	0.0-0	0.0-0	1	1-0	0-0
09-20-14	Southeastern La.	1	2	3	0.0-0	0.0-0	0	0-0	0-0
09-27-14	at UT Martin	1	2	3	0.0-0	0.0-0	0	0-0	0-0
10-04-14	Tennessee State	2	2	4	0.0-0	0.0-0	0	0-0	1-6
10-11-14	at Murray State	0	3	3	0.0-0	0.0-0	0	0-0	1-1
10-18-14	Eastern Illinois	4	5	9	0.0-0	0.0-0	0	0-0	0-0
10-25-14	at Eastern Ky.	5	2	7	0.0-0	0.0-0	0	0-0	0-0
11-08-14	at Tennessee Tech	6	4	10	0.0-0	0.0-0	0	1-0	0-0
11-15-14	Austin Peay	0	2	2	0.0-0	0.0-0	0	0-0	1-0
11-22-14	Jacksonville State	6	3	9	0.0-0	0.0-0	0	0-0	0-0
	Total	34	31	65	0.0-0	0.0-0	1	2-0	3-7
2015	Opponent	Solo	Ast	Total	TFL-Yds	SK-Yds	FF	FR-Yds	Int-Yds
09-05-15	at Missouri	1	0	1	0.0-0	0.0-0	0	0-0	1-2
09-12-15	Southern Illinois	6	4	10	0.0-0	0.0-0	1	1-42	0-0
09-19-15	at Indiana State	2	1	3	0.0-0	0.0-0	0	0-0	1-0
09-26-15	Shorter	6	3	9	0.5-1	0.0-0	0	0-0	0-0
10-03-15	Murray State	6	5	11	0.0-0	0.0-0	1	0-0	0-0
10-10-15	at Eastern Illinois	1	0	1	0.0-0	0.0-0	0	0-0	0-0
10-17-15	Eastern Kentucky	3	2	5	0.0-0	0.0-0	0	0-0	0-0
10-31-15	Tennessee Tech	1	2	3	0.0-0	0.0-0	0	0-0	1-15
11-07-15	at Austin Peay	4	0	4	0.0-0	0.0-0	0	0-0	0-0
11-14-15	at Jacksonville State	4	2	6	0.0-0	0.0-0	0	0-0	0-0
11-21-15	UT Martin	2	5	7	0.0-0	0.0-0	0	0-0	1-3
	Total	36	24	60	0.5-1	0.0-0	2	1-42	4-20
2016	Opponent	Solo	Ast	Total	TFL-Yds	SK-Yds	FF	FR-Yds	Int-Yds
09-03-16	at Memphis	2	0	2	0.0-0	0.0-0	0	0-0	0-0
	Total	2	0	2	0.0-0	0.0-0	0	0-0	0-0

Ryan Moore

2014	Opponent	Solo	Ast	Total	TFL-Yds	SK-Yds	FF	FR-Yds	Int-Yds
09-27-14	at UT Martin	1	1	2	0.0-0	0.0-0	0	0-0	0-0
10-04-14	Tennessee St.	1	1	2	0.0-0	0.0-0	0	0-0	0-0
10-11-14	at Murray State	1	0	1	0.0-0	0.0-0	0	0-0	0-0
10-18-14	Eastern Illinois	0	1	1	0.0-0	0.0-0	0	0-0	0-0
	Total	3	3	6	0.0-0	0.0-0	0	0-0	0-0
2015	Opponent	Solo	Ast	Total	TFL-Yds	SK-Yds	FF	FR-Yds	Int-Yds
09-05-15	at Missouri	4	3	7	0.5-1	0.0-0	0	0-0	0-0
09-12-15	Southern Illinois	3	5	8	0.0-0	0.0-0	0	0-0	1-0
09-19-15	at Indiana State	2	1	3	0.0-0	0.0-0	0	0-0	0-0
09-26-15	Shorter	0	1	1	0.0-0	0.0-0	0	0-0	0-0
10-03-15	Murray State	6	1	7	0.0-0	0.0-0	1	0-0	0-0
10-10-15	at Eastern Illinois	4	2	6	0.0-0	0.0-0	0	0-0	0-0
10-17-15	Eastern Kentucky	4	0	4	0.0-0	0.0-0	0	0-0	0-0
10-31-15	Tennessee Tech	2	1	3	0.0-0	0.0-0	0	0-0	0-0
11-07-15	at Austin Peay	2	1	3	0.0-0	0.0-0	0	0-0	0-0
11-14-15	at Jacksonville State	4	0	4	0.0-0	0.0-0	0	0-0	0-0
11-21-15	UT Martin	5	3	8	0.0-0	0.0-0	1	0-0	0-0
	Total	36	18	54	0.5-1	0.0-0	2	0-0	1-0
2016	Opponent	Solo	Ast	Total	TFL-Yds	SK-Yds	FF	FR-Yds	Int-Yds
09-03-16	at Memphis	5	1	6	0.0-0	0.0-0	0	0-0	0-0
	Total	5	1	6	0.0-0	0.0-0	0	0-0	0-0

Omar Pierre-Louis

2015	Opponent	Solo	Ast	Total	TFL-Yds	SK-Yds	FF	FR-Yds	Int-Yds
09-12-15	Southern Illinois	0	1	1	0.0-0	0.0-0	0	0-0	0-0
09-19-15	at Indiana State	2	0	2	0.0-0	0.0-0	0	0-0	0-0
09-26-15	Shorter	1	3	4	0.0-0	0.0-0	0	0-0	0-0
10-03-15	Murray State	2	2	4	0.0-0	0.0-0	0	0-0	0-0
10-10-15	at Eastern Illinois	2	0	2	0.0-0	0.0-0	0	0-0	0-0
10-17-15	Eastern Kentucky	1	0	1	0.0-0	0.0-0	0	0-0	0-0
10-31-15	Tennessee Tech	1	1	2	0.0-0	0.0-0	0	0-0	0-0
11-07-15	at Austin Peay	1	0	1	0.0-0	0.0-0	0	0-0	0-0
11-14-15	at Jacksonville State	1	4	5	0.0-0	0.0-0	0	0-0	0-0
11-21-15	UT Martin	0	1	1	0.0-0	0.0-0	0	0-0	0-0
	Total	11	12	23	0.0-0	0.0-0	0	0-0	0-0
2016	Opponent	Solo	Ast	Total	TFL-Yds	SK-Yds	FF	FR-Yds	Int-Yds
09-03-16	at Memphis	1	0	1	0.0-0	0.0-0	0	0-0	0-0
	Total	1	0	1	0.0-0	0.0-0	0	0-0	0-0

John Popovich

2013	Opponent	Solo	Ast	Total	TFL-Yds	SK-Yds	FF	FR-Yds	Int-Yds
09-28-13	UT Martin	0	1	1	0.5-6	0.5-6	0	1-0	0-0
10-05-13	at Tennessee St.	2	0	2	1.0-2	0.0-0	0	0-0	0-0
	Total	2	1	3	1.5-8	0.5-6	0	1-0	0-0
2014	Opponent	Solo	Ast	Total	TFL-Yds	SK-Yds	FF	FR-Yds	Int-Yds
08-28-14	Missouri Baptist	0	2	2	0.0-0	0.0-0	0	0-0	0-0
09-06-14	at Kansas	2	0	2	0.0-0	0.0-0	0	0-0	0-0
10-04-14	Tennessee State	0	1	1	0.5-1	0.0-0	0	0-0	0-0
10-11-14	at Murray State	0	3	3	0.0-0	0.0-0	0	0-0	0-0
10-18-14	Eastern Illinois	1	3	4	0.0-0	0.0-0	0	0-0	0-0
10-25-14	at Eastern Ky.	0	2	2	0.0-0	0.0-0	0	0-0	0-0
11-08-14	at Tennessee Tech	0	1	1	0.5-2	0.0-0	0	0-0	0-0
11-15-14	Austin Peay	1	3	4	1.5-6	0.5-5	0	0-0	0-0
	Total	4	15	19	2.5-9	0.5-5	0	0-0	0-0
2015	Opponent	Solo	Ast	Total	TFL-Yds	SK-Yds	FF	FR-Yds	Int-Yds
09-05-15	at Missouri	2	1	3	1.0-5	1.0-5	0	0-0	0-0
09-19-15	at Indiana State	2	0	2	2.0-9	1.0-7	0	0-0	0-0
09-26-15	Shorter	1	3	4	0.5-0	0.5-0	0	0-0	0-0
10-03-15	Murray State	0	2	2	0.0-0	0.0-0	0	0-0	0-0
10-10-15	at Eastern Illinois	0	2	2	0.0-0	0.0-0	0	0-0	0-0
10-17-15	Eastern Kentucky								



INDIVIDUAL GAME-BY-GAME STATISTICS

11-14-15	at Jacksonville State	0	1	1	0.5-5	0.5-5	0	0-0	0-0
11-21-15	UT Martin	1	2	3	1.5-11	1.5-11	0	0-0	0-0
	<i>Total</i>	7	20	27	6.5-34	5.0-32	0	0-0	0-0

Cameron Sanders

2015	Opponent	Solo	Ast	Total	TFL-Yds	SK-Yds	FF	FR-Yds	Int-Yds
10-03-15	Murray State	3	0	3	0.0-0	0.0-0	0	0-0	0-0
10-10-15	at Eastern Illinois	1	0	1	0.0-0	0.0-0	0	0-0	0-0
10-17-15	Eastern Kentucky	1	0	1	0.0-0	0.0-0	0	0-0	0-0
10-31-15	Tennessee Tech	1	1	2	0.0-0	0.0-0	0	0-0	0-0
11-21-15	UT Martin	0	1	1	0.0-0	0.0-0	0	0-0	0-0
	<i>Total</i>	6	2	8	0.0-0	0.0-0	0	0-0	0-0
2016	Opponent	Solo	Ast	Total	TFL-Yds	SK-Yds	FF	FR-Yds	Int-Yds
09-03-16	at Memphis	0	1	1	0.0-0	0.0-0	0	0-0	0-0
	<i>Total</i>	0	1	1	0.0-0	0.0-0	0	0-0	0-0

Travis Sanders

2012	Opponent	Solo	Ast	Total	TFL-Yds	SK-Yds	FF	FR-Yds	Int-Yds
08-30-12	at Central Mich.	0	1	1	0.0-0	0.0-0	0	0-0	0-0
09-08-12	Mars Hill College	0	1	1	0.0-0	0.0-0	0	0-0	0-0
09-15-12	at Southern Illinois	1	0	1	0.0-0	0.0-0	0	0-0	0-0
09-22-12	Tennessee Tech	0	1	1	0.0-0	0.0-0	0	0-0	0-0
09-29-12	at Jacksonville State	0	1	1	0.0-0	0.0-0	0	0-0	0-0
10-13-12	Tennessee State	0	1	1	0.0-0	0.0-0	0	0-0	0-0
10-27-12	at Austin Peay	2	1	3	0.0-0	0.0-0	0	0-0	0-0
11-10-12	at Eastern Illinois	1	1	2	0.0-0	0.0-0	0	0-0	0-0
	<i>Total</i>	4	7	11	0.0-0	0.0-0	0	0-0	0-0
2013	Opponent	Solo	Ast	Total	TFL-Yds	SK-Yds	FF	FR-Yds	Int-Yds
08-30-13	at Southeastern La.	2	0	2	0.0-0	0.0-0	0	1-0	0-0
09-07-13	at Ole Miss	1	0	1	1.0-9	1.0-9	1	1-0	0-0
09-21-13	Southern Illinois	1	3	4	0.0-0	0.0-0	0	0-0	0-0
09-28-13	UT Martin	3	0	3	0.0-0	0.0-0	0	0-0	0-0
10-05-13	at Tennessee St.	4	0	4	2.0-7	1.0-5	1	0-0	0-0
10-12-13	Murray State	4	2	6	1.0-2	0.0-0	0	0-0	0-0
10-19-13	at Eastern Illinois	4	0	4	1.0-2	0.0-0	0	0-0	0-0
10-26-13	Eastern Kentucky	1	1	2	0.0-0	0.0-0	0	0-0	0-0
11-09-13	Tennessee Tech	7	0	7	2.0-13	2.0-13	0	0-0	0-0
11-16-13	at Austin Peay	2	1	3	0.0-0	0.0-0	0	0-0	0-0
11-23-13	at Jacksonville State	2	1	3	0.0-0	0.0-0	0	0-0	0-0
	<i>Total</i>	31	8	39	7.0-33	4.0-27	2	2-0	0-0

2014	Opponent	Solo	Ast	Total	TFL-Yds	SK-Yds	FF	FR-Yds	Int-Yds
08-28-14	Missouri Baptist	0	2	2	0.0-0	0.0-0	0	0-0	0-0
09-06-14	at Kansas	2	2	4	1.0-1	0.0-0	0	0-0	0-0
10-11-14	at Murray State	2	2	4	1.0-1	0.0-0	0	0-0	0-0
10-25-14	at Eastern Ky.	5	0	5	3.0-21	3.0-21	0	0-0	0-14
11-08-14	at Tennessee Tech	1	0	1	1.0-6	0.0-0	1	1-0	0-0
11-15-14	Austin Peay	1	2	3	2.0-5	0.0-0	0	0-0	0-0
	<i>Total</i>	11	8	19	8.0-34	3.0-21	1	1-0	0-14
2015	Opponent	Solo	Ast	Total	TFL-Yds	SK-Yds	FF	FR-Yds	Int-Yds
09-05-15	at Missouri	1	2	3	1.0-1	0.0-0	0	0-0	0-0
09-12-15	Southern Illinois	2	1	3	2.5-9	1.0-6	0	0-0	0-0
	<i>Total</i>	3	3	6	3.5-10	1.0-6	0	0-0	0-0

Zach Stagner

2016	Opponent	Solo	Ast	Total	TFL-Yds	SK-Yds	FF	FR-Yds	Int-Yds
09-03-16	at Memphis	0	1	1	0.0-0	0.0-0	0	0-0	0-0
	<i>Total</i>	0	1	1	0.0-0	0.0-0	0	0-0	0-0

Lloyd Laufili Time

2013	Opponent	Solo	Ast	Total	TFL-Yds	SK-Yds	FF	FR-Yds	Int-Yds
08-30-13	at Southeastern La.	1	0	1	0.0-0	0.0-0	0	0-0	0-0
09-07-13	at Ole Miss	1	0	1	0.0-0	0.0-0	0	0-0	0-0
10-05-13	at Tennessee St.	2	0	2	0.0-0	0.0-0	0	0-0	0-0
10-12-13	Murray State	2	0	2	0.0-0	0.0-0	0	0-0	0-0
10-26-13	Eastern Ky.	1	2	3	1.0-3	0.0-0	0	0-0	0-0

11-02-13	Urbana	1	0	1	0.0-0	0.0-0	0	0-0	0-0
11-09-13	Tennessee Tech	0	1	1	0.0-0	0.0-0	0	0-0	0-0
11-16-13	at Austin Peay	2	0	2	1.0-1	0.0-0	0	0-0	0-0
	<i>Total</i>	10	3	13	2.0-4	0.0-0	0	0-0	0-0

2014	Opponent	Solo	Ast	Total	TFL-Yds	SK-Yds	FF	FR-Yds	Int-Yds
08-28-14	Missouri Baptist	1	1	2	0.0-0	0.0-0	1	0-0	0-0
09-06-14	at Kansas	1	0	1	1.0-10	0.0-0	1	0-0	0-0
09-13-14	at Southern Illinois	1	0	1	0.0-0	0.0-0	0	0-0	0-0
10-04-14	Tennessee St.	1	2	3	0.0-0	0.0-0	0	0-0	0-0
11-08-14	at Tennessee Tech	1	0	1	0.0-0	0.0-0	0	0-0	0-0
11-15-14	Austin Peay	0	3	3	0.5-6	0.5-6	0	1-0	0-0
11-22-14	Jacksonville State	0	6	6	0.0-0	0.0-0	0	0-0	0-0
	<i>Total</i>	5	12	17	1.5-16	0.5-6	2	1-0	0-0

2015	Opponent	Solo	Ast	Total	TFL-Yds	SK-Yds	FF	FR-Yds	Int-Yds
09-05-15	at Missouri	0	1	1	0.0-0	0.0-0	0	0-0	0-0
09-12-15	Southern Illinois	0	3	3	0.0-0	0.0-0	0	0-0	0-0
09-19-15	at Indiana State	4	2	6	1.5-9	1.5-9	0	0-0	0-0
09-26-15	Shorter	1	7	8	0.5-1	0.5-1	0	0-0	0-0
10-03-15	Murray State	0	1	1	0.0-0	0.0-0	0	0-0	0-0
	<i>Total</i>	6	13	19	2.0-10	2.0-10	0	0-0	0-0

Byron Wilson

2015	Opponent	Solo	Ast	Total	TFL-Yds	SK-Yds	FF	FR-Yds	Int-Yds
09-05-15	at Missouri	1	3	4	1.0-3	1.0-3	0	0-0	0-0
09-12-15	Southern Illinois	2	1	3	0.0-0	0.0-0	0	0-0	0-0
09-19-15	at Indiana State	0	1	1	0.0-0	0.0-0	0	0-0	0-0
09-26-15	Shorter	0	3	3	0.0-0	0.0-0	0	0-0	0-0
10-03-15	Murray State	1	0	1	0.0-0	0.0-0	0	0-0	0-0
10-10-15	at Eastern Illinois	3	2	5	0.0-0	0.0-0	0	0-0	0-0
10-17-15	Eastern Kentucky	0	1	1	0.0-0	0.0-0	0	0-0	0-0
10-31-15	Tennessee Tech	1	4	5	1.0-2	0.0-0	0	0-0	0-0
11-14-15	at Jacksonville State	1	2	3	0.0-0	0.0-0	0	0-0	0-0
11-21-15	UT Martin	0	1	1	0.0-0	0.0-0	0	0-0	0-0
	<i>Total</i>	9	18	27	2.0-5	1.0-3	0	0-0	0-0

2016	Opponent	Solo	Ast	Total	TFL-Yds	SK-Yds	FF	FR-Yds	Int-Yds
09-03-16	at Memphis	4	0	4	0.0-0	0.0-0	0	0-0	0-0
	<i>Total</i>	4	0	4	0.0-0	0.0-0	0	0-0	0-0

Joshua Wilson

2014	Opponent	Solo	Ast	Total	TFL-Yds	SK-Yds	FF	FR-Yds	Int-Yds
08-28-14	Missouri Baptist	0	1	1	0.0-0	0.0-0	0	1-0	0-0
09-06-14	at Kansas	1	0	1	0.0-0	0.0-0	0	0-0	0-0
09-13-14	at Southern Illinois	0	3	3	0.5-2	0.0-0	0	0-0	0-0
09-27-14	at UT Martin	0	1	1	0.0-0	0.0-0	0	0-0	0-0
10-18-14	Eastern Illinois	2	2	4	2.0-3	0.0-0	0	0-0	0-0
11-15-14	Austin Peay	0	2	2	0.5-1	0.0-0	0	0-0	0-0
11-22-14	Jacksonville State	2	4	6	1.0-1	0.0-0	0	0-0	0-0
	<i>Total</i>	5	13	18	4.0-7	0.0-0	0	1-0	0-0

2015	Opponent	Solo	Ast	Total	TFL-Yds	SK-Yds	FF	FR-Yds	Int-Yds
09-05-15	at Missouri	0	1	1	0.0-0	0.0-0	0	0-0	0-0
09-12-15	Southern Illinois	2	1	3	0.5-1	0.0-0	0	0-0	0-0
09-19-15	at Indiana State	0	1	1	0.0-0	0.0-0	0	0-0	0-0
09-26-15	Shorter	1	4	5	0.5-1	0.5-1	0	0-0	0-0
10-31-15	Tennessee Tech	1	0	1	0.0-0	0.0-0	0	0-0	0-0
11-07-15	at Austin Peay	1	1	2	0.0-0	0.0-0	0	0-0	0-0
	<i>Total</i>	5	8	13	1.0-2	0.5-1	0	0-0	0-0

2016	Opponent	Solo	Ast	Total	TFL-Yds	SK-Yds	FF	FR-Yds	Int-Yds
09-03-16	at Memphis	6	1	7	1.0-1	1.0-1	0	0-0	0-0
	<i>Total</i>	6	1	7	1.0-1	1.0-1	0	0-0	0-0



INDIVIDUAL GAME-BY-GAME STATISTICS

Game-by-Game Kicking/Punting/Returns
(Games with Statistics Listed Only)

Zach Cox

2013	Opponent	KR	Yds	TD	Long	PR	Yds	TD	Long
11-09-13	Tennessee Tech	2	42	0	22	0	0	0	0
	<i>Total</i>	2	42	0	22	0	0	0	0
2014	Opponent	KR	Yds	TD	Long	PR	Yds	TD	Long
09-27-14	at UT Martin	1	19	0	19	0	0	0	0
	<i>Total</i>	1	19	0	19	0	0	0	0

C.J. Curry

2016	Opponent	KR	Yds	TD	Long	PR	Yds	TD	Long
09-03-16	at Memphis	1	12	0	12	0	0	0	0
	<i>Total</i>	1	12	0	12	0	0	0	0

Darrius Darden-Box

2015	Opponent	KR	Yds	TD	Long	PR	Yds	TD	Long
10-31-15	Tennessee Tech	0	0	0	0	1	7	1	7
	<i>Total</i>	0	0	0	0	1	7	1	7

Stephen Dunn

2015	Opponent	KR	Yds	TD	Long	PR	Yds	TD	Long
11-07-15	at Austin Peay	1	15	0	15	0	0	0	0
	<i>Total</i>	1	15	0	15	0	0	0	0

Alex Knight

2013	Opponent	No	Yds	Long	Blkd	TB	50+	I20
08-29-13	at Southeastern La.	3	110	46	0	0	0	2
09-21-13	vs. Southern Illinois	4	156	48	0	0	0	1
09-28-13	UT Martin	7	275	47	0	0	0	3
10-05-13	at Tennessee St.	4	167	52	0	0	1	1
10-12-13	Murray State	5	181	49	0	0	0	2
10-19-13	at Eastern Illinois	8	300	44	0	0	0	2
10-26-13	Eastern Ky.	6	229	50	0	1	4	0
11-02-13	Urbana	5	143	39	0	0	0	0
11-09-13	Tennessee Tech	2	76	39	0	0	0	0
11-16-13	at Austin Peay	1	32	32	0	0	0	0
11-23-13	at Jacksonville St.	1	19	19	0	0	0	0
	<i>Total</i>	46	1688	52	0	0	2	15
2013	Opponent	KO	Yds	TB	FG-A	Long	PAT	Pts
09-07-13	at Ole Miss	2	84	0	0-0	0	1-2	1
09-21-13	vs. Southern Illinois	1	34	0	0-0	0	1-3	1
09-28-13	UT Martin	0	0	0	0-1	0	0-0	0
10-12-13	Murray State	0	0	0	1-1	30	3-3	6
10-19-13	at Eastern Illinois	0	0	0	0-1	0	3-4	3
10-26-13	Eastern Ky.	0	0	0	0-0	0	1-1	1
11-02-13	Urbana	0	0	0	1-2	38	4-5	7
11-09-13	Tennessee Tech	0	0	0	1-2	27	1-1	4
11-16-13	at Austin Peay	0	0	0	0-0	0	3-4	3
	<i>Total</i>	3	118	0	3-7	38	17-23	26
2014	Opponent	No	Yds	Long	Blkd	TB	50+	I20
08-28-14	Missouri Baptist	1	33	33	0	0	0	1
09-06-14	at Kansas	7	297	53	0	0	2	2
09-13-14	at Southern Illinois	1	32	32	0	0	0	0
09-20-14	Southeastern La.	6	252	65	0	2	1	2
09-27-14	at UT Martin	3	137	51	0	0	1	1
10-04-14	Tennessee St.	6	253	48	0	0	0	3
10-11-14	at Murray State	3	113	45	0	0	0	1
10-18-14	Eastern Illinois	4	187	52	0	0	1	1
10-25-14	at Eastern Ky.	3	116	45	1	1	0	0
11-08-14	at Tennessee Tech	1	39	39	0	0	0	0
11-15-14	Austin Peay	3	114	44	0	0	0	1
11-22-14	Jacksonville St.	4	167	46	0	0	0	1
	<i>Total</i>	42	1740	65	1	3	5	13

2015	Opponent	No	Yds	Long	Blkd	TB	50+	I20
09-05-15	at Missouri	10	497	60	0	0	5	6
09-12-15	Southern Illinois	7	309	57	0	1	1	3
09-19-15	at Indiana State	6	258	54	0	1	1	3
09-26-15	Shorter	2	82	47	0	0	0	2
10-03-15	Murray State	5	241	57	0	2	2	1
10-10-15	at Eastern Illinois	6	292	65	0	2	3	0
10-17-15	Eastern Kentucky	7	300	53	0	0	1	5
10-31-15	Tennessee Tech	5	190	43	0	0	0	3
11-07-15	at Austin Peay	4	149	45	0	0	0	2
11-14-15	at Jacksonville St.	7	330	56	0	0	3	2
11-21-15	UT Martin	5	219	61	0	0	2	2
	<i>Total</i>	64	2,867	65	0	6	18	29
2016	Opponent	No	Yds	Long	Blkd	TB	50+	I20
09-03-16	at Memphis	8	411	62	1	1	4	1
	<i>Total</i>	8	411	62	1	1	4	1

Logan Larson

2015	Opponent	KR	Yds	TD	Long	PR	Yds	TD	Long
09-19-15	at Indiana State	1	15	0	15	0	0	0	0
10-10-15	at Eastern Illinois	1	8	0	8	0	0	0	0
11-14-15	at Jacksonville State	1	13	0	13	0	0	0	0
	<i>Total</i>	3	36	0	15	0	0	0	0

Tyler Manne

2014	Opponent	KR	Yds	TD	Long	PR	Yds	TD	Long
08-28-14	Missouri Baptist	0	0	0	0	3	47	0	38
10-04-14	Tennessee State	1	0	0	0	0	0	0	0
10-25-14	at Eastern Ky.	0	0	0	0	2	12	0	6
11-08-14	at Tennessee Tech	0	0	0	0	1	6	0	6
11-15-14	Austin Peay	0	0	0	0	1	-2	0	0
	<i>Total</i>	1	0	0	0	7	63	0	38
2015	Opponent	KR	Yds	TD	Long	PR	Yds	TD	Long
09-05-15	at Missouri	0	0	0	0	3	11	0	10
09-12-15	Southern Illinois	0	0	0	0	1	2	0	2
09-19-15	at Indiana State	0	0	0	0	2	1	0	1
	<i>Total</i>	0	0	0	0	6	14	0	10

Tremane McCullough

2015	Opponent	KR	Yds	TD	Long	PR	Yds	TD	Long
09-05-15	at Missouri	3	72	0	37	0	0	0	0
09-12-15	Southern Illinois	5	80	0	27	0	0	0	0
11-21-15	UT Martin	1	17	0	17	0	0	0	0
	<i>Total</i>	9	169	0	37	0	0	0	0
2016	Opponent	KR	Yds	TD	Long	PR	Yds	TD	Long
09-03-16	at Memphis	0	0	0	0	1	0	0	0
	<i>Total</i>	0	0	0	0	1	0	0	0

Ryan McCrum

2013	Opponent	No	Yds	Long	Blkd	TB	50+	I20
10-15-13	at Tennessee State	1	35	35	0	0	0	0
	<i>Total</i>	1	35	35	0	0	0	0
2013	Opponent	KO	Yds	TB	FG-A	Long	PAT	Pts
08-29-13	at Southeastern La.	2	124	0	0-2	0	1-1	1
09-07-13	at Ole Miss	1	37	0	0-0	0	0-0	0
09-21-13	vs. Southern Illinois	4	199	0	0-0	0	0-0	0
09-28-13	UT Martin	2	95	0	0-0	0	1-1	1
10-05-13	at Tennessee St.	4	178	0	1-1	38	1-2	4
10-12-13	Murray State	5	216	0	0-1	0	1-2	1
10-19-13	at Eastern Illinois	6	262	1	0-0	0	0-0	0
10-26-13	Eastern Ky.	2	68	0	0-0	0	0-0	0
11-02-13	Urbana	7	362	0	0-0	0	0-0	0
11-09-13	Tennessee Tech	3	133	0	0-0	0	0-0	0



INDIVIDUAL GAME-BY-GAME STATISTICS

11-16-13	at Austin Peay	7	360	2	1-2	27	0-0	3
11-23-13	at Jacksonville State	6	282	2	0-0	0	4-5	4
	<i>Total</i>	49	2316	5	2-6	38	8-11	14
2014	Opponent	KO	Yds	TB	FG-A	Long	PAT	Pts
08-28-14	Missouri Baptist	8	510	4	0-0	0	7-7	7
09-06-14	at Kansas	3	183	1	0-0	0	4-4	4
09-13-14	at Southern Illinois	6	360	1	3-3	43	2-2	11
09-20-14	Southeastern La.	4	250	3	1-1	54	3-3	6
09-27-14	at UT Martin	6	390	5	1-1	47	4-4	7
10-04-14	Tennessee State	6	364	3	2-2	55	2-2	8
10-11-14	at Murray State	6	365	3	4-6	52	3-3	15
10-18-14	Eastern Illinois	4	260	2	2-3	51	1-1	7
10-25-14	at Eastern Ky.	4	246	2	0-0	0	3-3	3
11-08-14	at Tennessee Tech	7	451	2	4-5	43	2-2	14
11-15-14	Austin Peay	6	378	3	0-1	0	6-6	6
11-22-14	at Jacksonville State	6	353	2	1-1	25	3-4	6
	<i>Total</i>	67	4161	31	18-23	55	40-41	94
2015	Opponent	KO	Yds	TB	FG-A	Long	PAT	Pts
09-05-15	at Missouri	2	130	1	1-1	35	0-0	3
09-12-15	Southern Illinois	6	361	2	2-5	42	3-3	9
09-19-15	at Indiana State	4	260	3	0-1	0	2-2	2
09-26-15	Shorter	4	249	1	0-0	0	3-3	3
10-03-15	Murray State	6	374	1	2-2	30	3-3	9
10-10-15	at Eastern Illinois	5	313	2	0-1	0	4-4	4
10-17-15	Eastern Kentucky	3	190	0	1-1	20	1-1	4
10-31-15	Tennessee Tech	7	416	1	1-2	50	5-5	8
11-07-15	at Austin Peay	6	352	2	1-1	44	4-4	7
11-14-15	at Jacksonville State	5	285	0	0-0	0	2-2	2
11-21-15	UT Martin	5	321	1	1-2	42	2-2	5
	<i>Total</i>	53	3251	14	9-16	50	29-29	56
2016	Opponent	KO	Yds	TB	FG-A	Long	PAT	Pts
09-03-16	at Memphis	2	252	2	1-1	26	2-2	5
	<i>Total</i>	2	252	2	1-1	26	2-2	5

Eriq Moore

2015	Opponent	KR	Yds	TD	Long	PR	Yds	TD	Long
09-19-15	at Indiana State	0	0	0	0	1	1	0	1
	<i>Total</i>	0	0	0	0	1	1	0	1

Marquette Murdock

2015	Opponent	KR	Yds	TD	Long	PR	Yds	TD	Long
09-19-15	Eastern Kentucky	1	7	0	7	0	0	0	0
	<i>Total</i>	1	7	0	7	0	0	0	0

Cameron Sanders

2015	Opponent	KR	Yds	TD	Long	PR	Yds	TD	Long
10-10-15	Eastern Illinois	1	19	0	19	0	0	0	0
10-17-15	Eastern Kentucky	1	31	0	31	0	0	0	0
10-31-15	Tennessee Tech	1	27	0	27	0	0	0	0
11-14-15	at Jacksonville State	3	156	1	99	0	0	0	0
11-21-15	UT Martin	3	62	0	26	0	0	0	0
	<i>Total</i>	9	295	1	99	0	0	0	0
2016	Opponent	KR	Yds	TD	Long	PR	Yds	TD	Long
09-03-16	at Memphis	2	34	0	18	0	0	0	0
	<i>Total</i>	2	34	0	18	0	0	0	0



CAREER STATISTICS

Chase Abbington

Rushing	G	GS	Att	Yds	TD	Lg	Avg/C	Avg/G
Career	1	0	4	-1	0	2	-0.2	-1

Receiving	G	GS	Rec	Yds	TD	Lg	Rec/G	Avg/C	Avg/G
Career	1	0	2	2	0	2	2	1	2

Devin Alexander

Defense	G	GS	UA	A	Total	TFL	Yds	SACK	Yds	INT	PD	FF	FR
Career	1	0	1	0	1	0	0	0	0	0-0	0	0	0

Garret Baker

Offense	G	GS
Career	24	24

Anthony Cheatum

Defense	G	GS	UA	A	Total	TFL	Yds	SACK	Yds	INT	PD	FF	FR
Career	5	0	0	2	2	0.5	2	0.5	2	0-0	1	0	0

Michael Cooke

Offense	G	GS
Career	26	12

Zach Cox

Rushing	G	GS	Att	Yds	TD	Lg	Avg/C	Avg/G
Career	28	0	2	23	0	22	11.5	0.8

Returns	G	GS	KR	Yds	Avg	TD	Lg	PR	Yds	Avg	TD	Lg
Career	28	0	3	61	20.3	0	22	0	0	0.0	0	0

C.J. Curry

Receiving	G	GS	Rec	Yds	TD	Lg	Rec/G	Avg/C	Avg/G
Career	1	1	1	12	0	12	1	12	12

Returns	G	GS	KR	Yds	Avg	TD	Lg	PR	Yds	Avg	TD	Lg
Career	1	1	1	12	12	0	12	0	0	0	0	0

Darius Darden-Box

Receiving	G	GS	Rec	Yds	TD	Lg	Rec/G	Avg/C	Avg/G
Career	35	2	26	199	1	25	0.7	7.7	5.7

Defense	G	GS	UA	A	Total	TFL	Yds	SACK	Yds	INT	PD	FF	FR
Career	35	2	15	9	24	0	0	0	0	0-0	0	2	0

Returns	G	GS	KR	Yds	Avg	TD	Lg	PR	Yds	Avg	TD	Lg
Career	35	2	0	0	0.0	0	0	1	7	7.0	1	7

Billy Dasher

Offense	G	GS
Career	25	7

Adrian Davis

Receiving	G	GS	Rec	Yds	TD	Lg	Rec/G	Avg/C	Avg/G
Career	18	14	40	404	5	28	2.2	10.1	22.4

Taron Divens

Defense	G	GS	UA	A	Total	TFL	Yds	SACK	Yds	INT	PD	FF	FR
Career	6	0	3	2	5	0	0	0	0	0-0	0	0	1

Kendall Donnerson

Defense	G	GS	UA	A	Total	TFL	Yds	SACK	Yds	INT	PD	FF	FR
Career	24	1	23	18	41	8.0	39	2.0	16	0-0	2	2	1

Stephen Dunn

Receiving	G	GS	Rec	Yds	TD	Lg	Rec/G	Avg/C	Avg/G
Career	23	2	2	39	0	20	0.1	19.5	1.7

Steve Durosier

Defense	G	GS	UA	A	Total	TFL	Yds	SACK	Yds	INT	PD	FF	FR
Career	7	0	1	1	2	0	0	0	0	0-0	0	0	0

Richie Eisenhart

Receiving	G	GS	Rec	Yds	TD	Lg	Rec/G	Avg/C	Avg/G
Career	3	0	0	0	0	0	0.0	0.0	0.0

Fletcher Evans

Defense	G	GS	UA	A	Total	TFL	Yds	SACK	Yds	INT	PD	FF	FR
Career	5	0	0	1	1	0.5	2	0.5	2	0-0	0	0	1

JJ Flye

Defense	G	GS	UA	A	Total	TFL	Yds	SACK	Yds	INT	PD	FF	FR
Career	10	1	10	11	21	0	0	0	0	0-0	4	0	0

Drew Forbes

Offense	G	GS
Career	12	1

Mike Ford

Defense	G	GS	UA	A	Total	TFL	Yds	SACK	Yds	INT	PD	FF	FR
Career	21	13	39	14	53	3.0	14	2.0	12	6-28	12	0	0

Rudie Frye

Defense	G	GS	UA	A	Total	TFL	Yds	SACK	Yds	INT	PD	FF	FR
Career	6	0	0	0	0	0	0	0	0	0-0	0	0	0

Rider Garrett

Defense	G	GS	UA	A	Total	TFL	Yds	SACK	Yds	INT	PD	FF	FR
Career	16	0	2	3	5	0	0	0	0	0-0	0	1	1

Roper Garrett

Defense	G	GS	UA	A	Total	TFL	Yds	SACK	Yds	INT	PD	FF	FR
Career	33	23	130	142	272	20.5	86	7.5	56	2-15	6	7	1

Marlon Hampton

Defense	G	GS	UA	A	Total	TFL	Yds	SACK	Yds	INT	PD	FF	FR
Career	34	16	35	62	97	8.0	39	3.5	29	0-0	6	2	0

Terrance Hill

Defense	G	GS	UA	A	Total	TFL	Yds	SACK	Yds	INT	PD	FF	FR
Career	29	13	48	61	109	11.5	43	2.5	19	0-0	2	0	2

Jamarl Holloway

Defense	G	GS	UA	A	Total	TFL	Yds	SACK	Yds	INT	PD	FF	FR
Career	12	2	20	9	29	0	0	0	0	0-0	3	1	0

Jesse Hosket

Passing	G	GS	Cmp	Att	Int	Yds	TD	Lg	Pct	Avg/G	Effic
Career	1	1	19	31	0	143	1	21	61.3	143	104.2

Rushing	G	GS	Att	Yds	TD	Lg	Avg/C	Avg/G
Career	1	1	4	-3	0	6	-0.8	-3

Taj Jenkins

Defense	G	GS	UA	A	Total	TFL	Yds	SACK	Yds	INT	PD	FF	FR
Career	1	0	0	0	0	0	0	0	0	0	0	0	0



CAREER STATISTICS

Lawton Kietzman

Offense	G	GS
Career	11	0

Josh Kinzer

Defense	G	GS	UA	A	Total	TFL	Yds	SACK	Yds	INT	PD	FF	FR
Career	21	0	12	16	28	1.0	2	1.0	2	2-28	3	0	0

Alex Knight

Punting	G	GS	No.	Yds	Avg	Lg	TB	FC	I20
Career	35	0	160	6706	41.9	65	10	28	58

Logan Larson

Receiving	G	GS	Rec	Yds	TD	Lg	Rec/G	Avg/C	Avg/G
Career	23	13	8	80	1	21	0.3	10.0	3.5

Tyler Manne

Receiving	G	GS	Rec	Yds	TD	Lg	Rec/G	Avg/C	Avg/G
Career	24	1	2	14	0	9	0.1	7.0	0.6

Returns	G	GS	KR	Yds	Avg	TD	Lg	PR	Yds	Avg	TD	Lg
Career	24	1	0	0	0.0	0	0	6	14	2.3	0	10

Jake McCandless

Offense	G	GS
Career	36	34

Ryan McCrum

FG/PATs	G	GS	FG	FGA	Lg	Pct.	XP	XPA	Pct.
Career	36	0	30	46	55	65.2	79	83	95.2

Kickoffs	G	GS	No.	Yds	Avg	TB
Career	36	0	173	9980	57.7	52

Tremane McCullough

Rushing	G	GS	Att	Yds	TD	Lg	Avg/C	Avg/G
Career	12	9	174	1028	5	81	5.9	85.7

Receiving	G	GS	Rec	Yds	TD	Lg	Rec/G	Avg/C	Avg/G
Career	12	9	42	348	0	56	3.5	8.3	29

Returns	G	GS	KR	Yds	Avg	TD	Lg	PR	Yds	Avg	TD	Lg
Career	12	9	9	169	18.8	0	37	1	0	0.0	0	0

All-Purpose	G	GS	Rush	Rcv	PR	KR	IR	Total	Avg/G
Career	12	9	1028	348	0	152	0	1545	128.8

Tyler McLemore

Receiving	G	GS	Rec	Yds	TD	Lg	Rec/G	Avg/C	Avg/G
Career	15	6	8	80	1	25	0.5	10	5.3

Chad Meredith

Defense	G	GS	UA	A	Total	TFL	Yds	SACK	Yds	INT	PD	FF	FR
Career	24	14	51	47	98	14.5	51	5.5	26	0-0	2	1	1

Eriq Moore

Defense	G	GS	UA	A	Total	TFL	Yds	SACK	Yds	INT	PD	FF	FR
Career	35	22	81	63	144	0.5	1	0	0	8-99	14	3	3

Ryan Moore

Defense	G	GS	UA	A	Total	TFL	Yds	SACK	Yds	INT	PD	FF	FR
Career	18	12	44	22	66	0.5	1	0	0	1-0	4	2	0

Marquette Murdock

Returns	G	GS	KR	Yds	Avg	TD	Lg	PR	Yds	Avg	TD	Lg
Career	10	1	1	7	7.0	0	7	0	0	0.0	0	0

Receiving	G	GS	Rec	Yds	TD	Lg	Rec/G	Avg/C	Avg/G
Career	10	1	2	25	0	15	0.2	12.5	2.5

Gabe Phillips

Defense	G	GS
2015	2	0

Omar Pierre-Louis

Defense	G	GS	UA	A	Total	TFL	Yds	SACK	Yds	INT	PD	FF	FR
Career	12	3	12	12	24	0	0	0	0	0-0	1	0	0

John Popovich

Defense	G	GS	UA	A	Total	TFL	Yds	SACK	Yds	INT	PD	FF	FR
Career	27	13	13	36	49	10.5	51	6.0	43	0-0	1	0	1

Cameron Sanders

Defense	G	GS	UA	A	Total	TFL	Yds	SACK	Yds	INT	PD	FF	FR
Career	10	0	6	3	9	0	0	0	0	0-0	0	0	0

Returns	G	GS	KR	Yds	Avg	TD	Lg	PR	Yds	Avg	TD	Lg
Career	10	0	11	329	29.9	1	99	0	0	0.0	0	0

Travis Sanders

Defense	G	GS	UA	A	Total	TFL	Yds	SACK	Yds	INT	PD	FF	FR
Career	32	19	49	26	75	18.5	77	8.0	54	0-14	1	3	3

Alex Snyder

Offense	G	GS
Career	15	11

Zach Stagner

Offense	G	GS
Career	1	1

Lloyd Laufili Time

Defense	G	GS	UA	A	Total	TFL	Yds	SACK	Yds	INT	PD	FF	FR
Career	35	6	20	29	40	5.5	30	2.5	16	0-0	2	2	1

Receiving	G	GS	Rec	Yds	TD	Lg	Rec/G	Avg/C	Avg/G
Career	35	6	0	0	0	0	0	0	0

Dante Vandeven

Passing	G	GS	Cmp	Att	Int	Yds	TD	Lg	Pct.	Avg/G	Effic
Career	10	8	155	253	8	1568	11	56	61.3	156.8	121.3

Rushing	G	GS	Att	Yds	TD	Lg	Avg/C	Avg/G
Career	10	8	87	292	6	31	3.4	29.2

Broody Wheeler

Receiving	G	GS	Rec	Yds	TD	Lg	Rec/G	Avg/C	Avg/G
Career	5	0	0	0	0	0	0.0	0.0	0.0

Fernando Whigham

Defense	G	GS	UA	A	Total	TFL	Yds	SACK	Yds	INT	PD	FF	FR
Career	1	1	0	0	0	0	0	0	0	0	0	0	0

Kristian Wilkerson

Receiving	G	GS	Rec	Yds	TD	Lg	Rec/G	Avg/C	Avg/G
Career	1	1	5	48	0	21	5	9.6	48



CAREER STATISTICS

Byron Wilson

Defense	G	GS	UA	A	Total	TFL	Yds	SACK	Yds	INT	PD	FF	FR
Career	12	0	13	18	31	2.0	5	1.0	3	0-0	2	0	0

Joshua Wilson

Defense	G	GS	UA	A	Total	TFL	Yds	SACK	Yds	INT	PD	FF	FR
Career	19	8	16	22	38	6.0	10	1.5	2	0-0	1	0	1

Will Young

Rushing	G	GS	Att	Yds	TD	Lg	Avg/C	Avg/G
Career	6	1	22	134	2	61	6.1	22.3



LAST TIME IT HAPPENED

Southeast Missouri Had ...

30 or more first downs.....at Murray State, 11/17/12 (31)
 400 yards rushing.....at Jacksonville State, 11/23/13 (410)
 300 yards rushing.....vs. Jacksonville State, 11/22/14 (367)
 200 yards rushing.....at Austin Peay, 11/7/15 (220)
 400 yards passing.....vs. Jacksonville State, 11/22/03 (407)
 300 yards passing.....vs. Austin Peay, 11/15/14 (334)
 600 yards of total offense.....vs. Samford, 11/16/02 (648)
 500 yards of total offense.....vs. Austin Peay, 11/15/14 (531)
 90 total plays.....at Murray State, 10/11/14 (91)
 Four passes intercepted.....vs. Eastern Illinois, 10/18/14 (4)
 Five pass interceptions.....vs. Mars Hill College, 9/8/12 (5)
 Five or more Turnovers.....vs. Eastern Illinois, 10/18/14 (5)
 Four pass interceptions.....vs. Eastern Kentucky, 10/23/10 (4)
 10 penalties.....at Missouri, 9/5/15 (10)
 100 yards in penalties.....at Missouri, 9/5/15 (103)
 70 or more points.....vs. Missouri Baptist, 8/28/14 (77)
 99-yard scoring drive.....vs. Murray State, 10/2/15 (12 plays, 99 yards, 2nd Qtr)
 90-yard scoring drive.....vs. Tennessee Tech, 10/31/15 (13 plays, 90 yards, 2nd Qtr)
 7 Takeaways.....vs. Southern Illinois, 9/12/15
 6 or more Sacks.....7, vs. Tennessee Tech, 10/31/15
 5 Sacks.....at Austin Peay, 11/7/15

Southeast Missouri Held Its Opponent To ...

Less than 10 first downs.....vs. Missouri Baptist, 8/28/14 (6)
 10 first downs.....vs. Jacksonville State, 11/17/07 (10)
 Zero yards rushing.....at Tennessee State, 11/19/94
 Under 30 yards rushing.....at Kent State, 9/10/05 (24)
 100 yards rushing or less.....at Austin Peay, 11/7/15 (82)
 Zero passing yards.....at Eastern Illinois, 10/13/01
 No pass completions.....at Eastern Illinois, 10/13/01
 No pass attempts.....at Eastern Illinois, 10/13/01
 Under 30 yards passing.....at Austin Peay, 10/30/93 (23)
 150 yards or less of total offense.....vs. Missouri Baptist, 8/28/14 (81)
 200 yards or less of total offense.....vs. Eastern Kentucky, 10/17/15 (191)
 No touchdowns.....vs. Missouri Baptist, 8/28/14

Southeast Missouri ...

Had two passers throw for 100 yards.....vs. Jacksonville State, 9/24/05
 (Kevin Ballatore 195 yds & Mike Haley 160 yds)
 Had two passers complete 10 passes.....vs. Jacksonville State, 9/24/05
 (Kevin Ballatore 22 yds & Mike Haley 14 yds)
 Had two rushers run for 100 yards.....at Jacksonville State, 11/23/13
 (DeMichael Jackson 183 yds & Lewis Washington 111 yds)
 Had two receivers over 100 receiving yards.....vs. Austin Peay, 11/15/14
 (Paul McRoberts, 117 yds; Spencer Davis, 102 yds)
 Had a quarterback rush for 100 yards.....at Eastern Kentucky, 10/25/14 (Kyle Snyder, 116 yds)
 Had a quarterback rush for 200 yards.....vs. Jacksonville State, 11/12/11 (Matt Scheible 209 yds)
 Had three receivers catch five passes.....vs. Eastern Illinois, 10/18/14
 (Peter Lloyd, Spencer Davis, DeMichael Jackson)
 Had a 100-yard rusher and a 100-yard receiver.....vs. UT Martin, 11/21/15
 (Paul McRoberts 127 yds, Tremane McCullough, 101 yds)
 Had a 300-yard passer, 100-yard receiver and 100-yard rusher.....vs. Austin Peay, 11/15/14
 (Kyle Snyder, 334 yds; Paul McRoberts, 117 yds; Spencer Davis, 102 yds;
 DeMichael Jackson, 122 yds)
 Returned a punt for a touchdown.....vs. Tennessee Tech, 10/31/15 (Paul McRoberts 69 yds)
 Returned a kickoff for a touchdown.....at Jacksonville State, 11/14/15 (Cameron Sanders, 99 yds)
 Returned an interception for a touchdown.....at Eastern Illinois (10/10/15)
 (Josh Kinzer, 28 yds)
 Returned two interceptions for touchdowns.....vs. Tennessee Tech, 9/22/12
 (Darrick Borum 41 yds & Branden Spann 100 yds)
 Returned a fumble for a touchdown.....at Austin Peay, 11/7/15 (Chad Meredith, 1 yd)
 Blocked a punt.....vs. Tennessee Tech, 10/31/15 (Darrius Darden-Box)
 Blocked a punt for a touchdown.....vs. Tennessee Tech, 10/31/15
 (Darrius Darden-Box blocked and recovered)

Blocked an opponent's field goal attempt.....vs. UT Martin, 11/21/15 (John Popovich)
 Had a punt blocked.....at Memphis, 9/3/16
 Had punt blocked for a touchdown.....at Missouri, 9/5/15
 (Brothers blocked the punt, Aarion Penton recovered)
 Had a kickoff returned for a touchdown.....at Austin Peay (EnRiques Perry, 99 yds), 11/16/13
 Had a punt returned for a touchdown.....at Murray State (Walter Powell, 100 yds), 11/17/12
 Had an interception returned for a touchdown.....at Indiana State
 (Travis Starks, 100 yds), 9/19/15
 Had a fumble returned for a touchdown.....vs. Jacksonville State
 (James Shaw, 29 yds), 11/7/09
 Missed a PAT kick.....vs. Eastern Illinois, 10/18/14 (4)
 Had a PAT kick blocked.....at Austin Peay, 11/7/15
 Blocked an opponent's PAT kick.....Tim Hamm-Bey at Tennessee Tech, 11/8/14
 A successful 2-point conversion.....vs. UT Martin, 11/21/15
 (Logan Larson pass from Dante Vandeven)
 Had a field goal attempt blocked.....at Tennessee Tech, 11/8/14
 Recovered an onside kick.....vs. UT Martin, 11/15/08
 Shut out an opponent.....vs. Missouri Baptist (77-0), 8/28/14
 Was shut out.....at Purdue (59-0), 9/17/11
 Played an overtime game.....at Murray State, 10/11/14 (L, 41-44, 2 OT)
 Scored a safety.....Darrick Borum at Murray State, 11/17/12
 Gave up a safety.....vs. Southern Illinois, 9/21/13
 Had no turnovers.....at Austin Peay (11/7/15)
 Beat a nationally-ranked opponent.....vs. #20 Tennessee State, 10/4/14 (28-21)
 Was ranked in Top-25 of FCS Coaches or Sports Network Polls.....#23, 2014
 Ended the year ranked in the Top-25 of FCS Coaches or Sports Network Polls.....#13, 2010

A Southeast Missouri Player ...

Rushed 30 times.....DeMichael Jackson (30) vs. Southern Illinois, 9/12/15
 Rushed 25 times.....Tremane McCullough (27) vs. Murray State, 10/3/15
 Rushed for 250 yards.....Henry Harris (293) vs. Southwest Baptist, 11/6/10
 Rushed for 200 yards.....Tremane McCullough (220) at Murray State, 10/3/15
 Rushed for 150 yards.....Tremane McCullough (150) at Austin Peay, 11/7/15
 Rushed for 100 yards.....Will Young (114) at Memphis, 9/3/16
 Passed for 400 yards.....Andrew Goodenough (407) vs. Jacksonville State, 11/22/03
 Passed for 300 yards.....Kyle Snyder (334) vs. Austin Peay, 11/15/14
 Attempted 50 passes.....Mike Haley (61) at Kent State, 9/10/05
 Attempted 40 passes.....Houston Lillard (44) vs. Missouri State, 9/20/08
 Attempted 30 passes.....Jesse Hosket (31) at Memphis, 9/3/16
 Completed 30 passes.....Houston Lillard (39) vs. UT Martin, 11/21/15
 Completed 20 passes.....Dante Vandeven (21) vs. UT Martin, 11/21/15
 Passed for four or more touchdowns.....Kyle Snyder (5) vs. Austin Peay, 11/15/14
 Threw three or more interceptions.....Dante Vandeven (3) vs. UT Martin, 11/21/15
 Had 400 yards of total offense.....Jack Tomco (429 passing) vs. UT Martin, 10/12/02
 Had 300 yards of total offense.....Kyle Snyder (369) vs. Austin Peay, 11/15/14
 Had 100 yards rushing and 100 yards passing.....Kyle Snyder (116 rushing; 245 passing)
 at Eastern Kentucky, 10/25/14
 Had 300 All-Purpose Yards.....Henry Harris (314) at Austin Peay, 10/16/10
 Had 250 All-Purpose Yards.....Peter Lloyd (263) vs. Eastern Illinois, 10/18/14
 Had 200 All-Purpose Yards.....Tremane McCullough (238) vs. Murray State, 10/13/14
 Caught 10 passes.....Paul McRoberts vs. UT Martin, 11/21/15
 Caught nine passes.....Paul McRoberts at Eastern Illinois, 10/10/15
 Had 100 receiving yards.....Paul McRoberts (127) vs. UT Martin, 11/21/15
 Scored 10 points kicking.....Ryan McCrum (15) at Murray State, 10/11/14
 Scored four touchdowns rushing.....Ron Coleman at Austin Peay, 11/16/13
 Scored three touchdowns rushing.....Matt Scheible vs. Murray State, 11/19/11
 Scored two touchdowns rushing.....Dante Vandeven vs. Tennessee Tech, 10/31/15
 Scored three touchdowns receiving.....Miles Edwards vs. Austin Peay, 11/3/07
 Scored two touchdowns receiving.....Paul McRoberts vs. UT Martin, 11/21/15
 Intercepted three passes.....Eddie Calvin vs. Southwest Baptist, 8/28/08
 Intercepted two passes.....Mike Ford vs. Southern Illinois, 9/12/15
 Recovered two fumbles.....Maurice Lyles vs. Eastern Illinois, 9/19/09
 Had a 70-yard punt.....Joe Vucic (72) vs. Jacksonville State, 11/12/11
 Kicked a 45-yard field goal.....Ryan McCrum (47) at UT Martin, 9/27/14
 Kicked a 50-yard field goal.....Ryan McCrum (50) vs. Tennessee Tech, 10/31/15
 Kicked three field goals in a game.....Ryan McCrum (4) at Tennessee Tech, 11/8/14



PERFORMANCE LISTS

100-Yard Rushing Games (Since 1969)

Date	Player	Yards	Opponent	Date	Player	Yards	Opponent
Nov. 8, 1969	Al Holmes	254	vs. Truman State	Oct. 3, 1987	Percy Johnson	101	vs. Northwest Missouri
Oct. 3, 1970	Richard Attig	111	vs. Evansville	Nov. 7, 1987	Trent Lane	110	vs. Missouri S&T
Oct. 10, 1970	Eddie Moss	144	vs. Missouri State	Sept. 3, 1988	Trent Lane	131	at Troy
Oct. 24, 1970	Richard Attig	145	at Bradley	Oct. 22, 1988	Brian Lattimore	101	vs. Missouri S&T
Oct. 31, 1970	Al Holmes	101	vs. Lincoln	Oct. 29, 1988	Brian Lattimore	104	at Grand Valley State
Nov. 7, 1970	Richard Attig	109	at Northwest Missouri	Nov. 5, 1988	Brian Lattimore	151	at Northwest Missouri
Nov. 14, 1970	Richard Attig	143	at Missouri S&T	Sept. 9, 1989	Brian Lattimore	115	vs. Missouri Southern
Oct. 9, 1971	Art Miller	157	at Missouri State	Sept. 23, 1989	Brian Lattimore	241	at Northwest Missouri
Nov. 13, 1971	Eddie Moss	157	vs. Missouri S&T	Oct. 28, 1989	Brian Lattimore	110	vs. Missouri Western
Sept. 16, 1972	Richard Attig	175	at Missouri Southern	Nov. 4, 1989	Brian Lattimore	133	at Central Missouri
Oct. 7, 1972	Richard Attig	157	vs. Missouri State	Sept. 1, 1990	Steve Jones	101	vs. Southwest Baptist
Oct. 28, 1972	John Gabrisch	124	vs. Lincoln	Sept. 8, 1990	Steve Jones	103	at Missouri Southern
Oct. 28, 1972	Richard Attig	137	vs. Lincoln	Oct. 6, 1990	Percy Johnson	131	vs. Missouri S&T
Sept. 29, 1973	John Gabrisch	102	at Evansville	Sept. 3, 1992	Kelvin Anderson	222	vs. Murray State
Oct. 6, 1973	Richard Attig	100	at Missouri State	Sept. 12, 1992	Kelvin Anderson	127	at Southern Illinois
Nov. 10, 1973	Richard Attig	120	vs. Missouri S&T	Sept. 26, 1992	Kelvin Anderson	161	vs. Austin Peay
Oct. 19, 1974	Anthony Wallace	127	vs. Missouri State	Oct. 3, 1992	Kelvin Anderson	124	at Eastern Kentucky
Oct. 26, 1974	Bobby Everage	177	at Missouri Western	Oct. 10, 1992	Kelvin Anderson	125	at Tennessee Tech
Nov. 2, 1974	Anthony Wallace	128	at Northwest Missouri	Oct. 31, 1992	Kelvin Anderson	207	vs. UT Martin
Oct. 25, 1975	Jack Gokin	188	vs. Missouri Western	Nov. 14, 1992	Kelvin Anderson	180	vs. Illinois State
Oct. 2, 1976	Jack Gokin	107	vs. Arkansas Tech	Oct. 2, 1993	Kelvin Anderson	101	vs. Morehead State
Oct. 9, 1976	Jack Gokin	119	vs. Central Missouri	Oct. 30, 1993	Kelvin Anderson	196	at Austin Peay
Sept. 24, 1977	Jack Gokin	130	at Evansville	Nov. 6, 1993	Shane Kennedy	109	vs. Eastern Kentucky
Oct. 8, 1977	Jack Gokin	145	at Central Missouri	Nov. 13, 1993	Kelvin Anderson	187	vs. Kentucky State
Oct. 15, 1977	Jack Gokin	117	vs. Northwest Missouri	Nov. 20, 1993	Kelvin Anderson	126	vs. Tennessee State
Oct. 15, 1977	Bill White	144	vs. Northwest Missouri	Sept. 24, 1994	Kelvin Anderson	112	vs. UT Martin
Sept. 30, 1978	Doug Beard	125	vs. Arkansas Tech	Oct. 1, 1994	Kelvin Anderson	131	at Morehead State
Nov. 11, 1978	Bill White	106	at Northwest Missouri	Oct. 15, 1994	Kelvin Anderson	132	at Southern Illinois
Nov. 11, 1978	Mike Wieser	186	at Northwest Missouri	Sept. 23, 1995	Dione Tyler	149	at Austin Peay
Oct. 27, 1979	Ernest Edwards	190	at Lincoln	Oct. 7, 1995	Dione Tyler	100	vs. Tennessee Tech
Nov. 10, 1979	Ernest Edwards	142	vs. Northwest Missouri	Oct. 28, 1995	Dione Tyler	144	at UT Martin
Sept. 20, 1980	Keith Hubbard	112	vs. Evansville	Nov. 4, 1995	Stanley Parker	130	vs. Morehead State
Sept. 20, 1980	Marlon Lee	116	vs. Evansville	Nov. 18, 1995	Dione Tyler	169	vs. Tennessee State
Oct. 4, 1980	Ernest Edwards	138	vs. Missouri State	Oct. 12, 1996	Britt Mirgaux	102	at Tennessee Tech
Oct. 25, 1980	Ernest Edwards	146	vs. Lincoln	Nov. 2, 1996	Britt Mirgaux	103	vs. UT Martin
Oct. 9, 1982	Jim Prestwood	100	at Truman State	Aug. 30, 1997	Riki Smith	112	vs. Lambuth
Oct. 23, 1982	Ed Wachter	126	vs. Lincoln	Nov. 1, 1997	Aaron Layne	127	at Austin Peay
Oct. 30, 1982	Jim Prestwood	105	at Northwest Missouri	Nov. 22, 1997	Corey Williams	136	vs. Tennessee State
Oct. 8, 1983	Audwin Hudson	108	vs. Truman State	Oct. 31, 1998	Corey Williams	185	vs. Middle Tennessee
Oct. 22, 1983	Marvin Johnson	131	at Lincoln	Sept. 18, 1999	Mike Gross	104	at Murray State
Sept. 8, 1984	Brian Brumley	111	vs. Central Arkansas	Nov. 6, 1999	Broderick Benson	125	vs. Eastern Illinois
Sept. 14, 1985	Anthony Jackson	104	at Central Arkansas	Nov. 13, 1999	Rashad West	135	vs. Tennessee State
Oct. 12, 1985	Anthony Jackson	135	vs. Abilene Christian	Sept. 1, 2001	Curtis Cooper	129	at Eastern Michigan
Nov. 9, 1985	Anthony Jackson	117	at Lincoln	Sept. 15, 2001	Curtis Cooper	194	vs. Missouri State
Nov. 9, 1985	Brian Lattimore	163	at Lincoln	Sept. 29, 2001	Curtis Cooper	146	at Tennessee State
Sept. 20, 1986	Anthony Jackson	191	at UT Martin	Oct. 6, 2001	Curtis Cooper	216	vs. UT Martin
Oct. 18, 1986	Anthony Jackson	147	at Missouri S&T	Nov. 11, 2001	Curtis Cooper	129	vs. Quincy
Nov. 15, 1986	Anthony Jackson	182	vs. Lincoln	Aug. 29, 2002	Corey Kinsey	180	vs. Arkansas-Monticello
Sept. 5, 1987	Trent Lane	155	vs. Troy	Sept. 7, 2002	Corey Kinsey	132	at Southern Illinois
Sept. 26, 1987	Brian Lattimore	132	at Delta State	Sept. 14, 2002	Keiki Misipeka	126	at Eastern Michigan
				Sept. 21, 2002	Corey Kinsey	108	at Missouri State
				Sept. 28, 2002	Keiki Misipeka	144	at Middle Tennessee
				Oct. 26, 2002	Keiki Misipeka	100	at Murray State



Southeast Missouri State REDHAWKS

PERFORMANCE LISTS

Oct. 26, 2002	Corey Kinsey	103	at Murray State	Nov. 2, 2013	DeMichael Jackson	112	vs. Urbana
Nov. 9, 2002	Corey Kinsey	102	at Eastern Kentucky	Nov. 9, 2013	DeMichael Jackson	104	vs. Tennessee Tech
Nov. 16, 2002	Corey Kinsey	101	vs. Samford	Nov. 16, 2013	DeMichael Jackson	140	at Austin Peay
Sept. 20, 2003	David Taufouou	107	vs. UT Martin	Oct. 4, 2014	Lennies McFerren	115	vs. Tennessee State
Nov. 8, 2003	Jamel Oliver	186	vs. Tennessee State	Oct. 11, 2014	DeMichael Jackson	104	at Murray State
Oct. 30, 2004	David Taufouou	127	vs. UT Martin	Oct. 25, 2014	Kyle Snyder	116	at Eastern Kentucky
Oct. 22, 2005	Timmy Holloman	155	at Eastern Kentucky	Nov. 8, 2014	DeMichael Jackson	172	at Tennessee Tech
Nov. 21, 2005	Timmy Holloman	181	vs. Murray State	Nov. 15, 2014	DeMichael Jackson	122	vs. Austin Peay
Sept. 9, 2006	John Radney	116	vs. Missouri S&T	Sept. 12, 2015	DeMichael Jackson	186	vs. Southern Illinois
Sept. 9, 2006	Timmy Holloman	149	vs. Missouri S&T	Sept. 19, 2015	Tremane McCullough	114	at Indiana State
Oct. 28, 2006	Timmy Holloman	212	at Murray State	Sept. 26, 2015	Tremane McCullough	166	vs. Shorter
Aug. 30, 2007	Victor Anderson	118	at Cincinnati	Oct. 3, 2015	Tremane McCullough	220	vs. Murray State
Sept. 8, 2007	Timmy Holloman	203	vs. Southwest Baptist	Oct. 31, 2015	Tremane McCullough	138	vs. Tennessee Tech
Sept. 15, 2007	Timmy Holloman	141	vs. Indiana State	Nov. 7, 2015	Tremane McCullough	150	at Austin Peay
Sept. 22, 2007	Timmy Holloman	170	at Samford	Nov. 21, 2015	Tremane McCullough	101	vs. UT Martin
Sept. 29, 2007	Timmy Holloman	133	vs. Eastern Illinois	Sept. 3, 2016	Will Young	114	at Memphis
Oct. 25, 2007	Mike Jones	131	vs. Murray State				
Nov. 17, 2007	Elton Peterson	120	vs. Jacksonville State	100-Yard Receiving Games (Since 1969)			
Sept. 27, 2008	Henry Harris	110	at Indiana State	<u>Date</u>	<u>Player</u>	<u>Yards</u>	<u>Opponent</u>
Nov. 1, 2008	Timmy Holloman	107	vs. Eastern Kentucky	Oct. 4, 1969	Art Miller	211	at Evansville
Sept. 26, 2009	Mike Jones	101	at UT Martin	Oct. 24, 1970	Art Miller	134	at Bradley
Nov. 14, 2009	Mike Jones	113	vs. Murray State	Nov. 11, 1972	David Newberry	106	at Missouri S&T
Sept. 11, 2010	Henry Harris	113	at Murray State	Nov. 18, 1972	David Newberry	116	vs. Central Missouri
Sept. 11, 2010	Matt Scheible	134	at Murray State	Sept. 15, 1973	Ed Slaughter	125	vs. Missouri Southern
Sept. 18, 2010	Henry Harris	142	at Southern Illinois	Sept. 29, 1973	Ed Slaughter	173	at Evansville
Sept. 25, 2010	Henry Harris	196	vs. Tennessee Tech	Oct. 13, 1973	Ed Slaughter	138	vs. Truman State
Oct. 2, 2010	Henry Harris	179	at Eastern Illinois	Nov. 9, 1974	Carl Gross	144	vs. Central Missouri
Oct. 9, 2010	Matt Scheible	128	vs. Tennessee State	Oct. 25, 1975	Terry Slattery	104	vs. Missouri Western
Oct. 9, 2010	Henry Harris	188	vs. Tennessee State	Nov. 19, 1977	Michael Tindall	118	at Lincoln
Oct. 16, 2010	Matt Scheible	116	at Austin Peay	Oct. 4, 1980	Doug Beard	152	vs. Missouri State
Oct. 16, 2010	Henry Harris	152	at Austin Peay	Nov. 8, 1980	Doug Beard	136	at Missouri S&T
Oct. 23, 2010	Henry Harris	109	vs. Eastern Kentucky	Sept. 24, 1983	Marvin Johnson	111	at Delta State
Nov. 6, 2010	Henry Harris	293	vs. Southwest Baptist	Oct. 8, 1983	David Stewart	109	vs. Truman State
Nov. 13, 2010	Henry Harris	134	at Jacksonville State	Sept. 8, 1984	David Jackson	112	vs. Central Arkansas
Dec. 4, 2010	Henry Harris	108	at Eastern Washington	Sept. 15, 1984	Gregg Parker	105	at Murray State
Sept. 24, 2011	Levi Terrell	154	at Tennessee Tech	Oct. 27, 1984	David Jackson	117	at Northwest Missouri
Oct. 1, 2011	Levi Terrell	106	vs. Eastern Illinois	Nov. 10, 1984	David Jackson	165	vs. Lincoln
Oct. 1, 2011	Matt Scheible	161	vs. Eastern Illinois	Oct. 26, 1985	David Jackson	181	vs. Northwest Missouri
Nov. 5, 2011	Matt Scheible	112	vs. Central Methodist	Nov. 16, 1985	Ralph Jefferson	103	vs. Truman State
Nov. 12, 2011	Matt Scheible	209	vs. Jacksonville State	Nov. 16, 1985	Rick Aeilts	107	vs. Truman State
Sept. 8, 2012	Levi Terrell	128	vs. Mars Hill College	Sept. 19, 1987	Lorenzo Gathers	112	vs. UT Martin
Sept. 22, 2012	Levi Terrell	171	vs. Tennessee Tech	Oct. 24, 1987	Lorenzo Gathers	131	at Southwest Baptist
Sept. 29, 2012	Levi Terrell	146	at Jacksonville State	Sept. 10, 1988	Lorenzo Gathers	130	vs. Murray State
Oct. 13, 2012	Scott Lathrop	145	vs. Tennessee State	Oct. 8, 1988	Rick Aeilts	102	at Truman State
Oct. 13, 2012	Levi Terrell	110	vs. Tennessee State	Oct. 22, 1988	Lorenzo Gathers	162	vs. Missouri S&T
Oct. 20, 2012	Levi Terrell	144	vs. UT Martin	Nov. 12, 1988	Rick Aeilts	119	vs. Southwest Baptist
Oct. 27, 2012	Levi Terrell	137	at Austin Peay	Sept. 16, 1989	Farron Harley	103	vs. Mississippi College
Oct. 27, 2012	Scott Lathrop	179	at Austin Peay	Sept. 30, 1989	Farron Harley	139	vs. Pittsburg State
Nov. 10, 2012	Scott Lathrop	102	at Eastern Illinois	Oct. 21, 1989	Darrell Philon	157	at Truman State
Nov. 17, 2012	Scott Lathrop	119	at Murray State	Nov. 4, 1989	Darrell Philon	108	at Central Missouri
Nov. 17, 2012	Levi Terrell	215	at Murray State	Nov. 11, 1989	Farron Harley	178	vs. Lincoln
Oct. 5, 2013	Lewis Washington	101	at Tennessee State	Sept. 29, 1990	Ches Salyer	119	at Pittsburg State
Oct. 19, 2013	DeMichael Jackson	126	at Eastern Illinois				



Southeast Missouri State REDHAWKS

PERFORMANCE LISTS

Oct. 13, 1990	Darrell Philon	142	at Washburn	Nov. 1, 2008	Walter Peoples	154	vs. Eastern Kentucky
Oct. 27, 1990	Ches Salyer	116	at Missouri Western	Nov. 14, 2009	Chantae Ahamefule	150	vs. Murray State
Nov. 3, 1990	Ches Salyer	139	vs. Central Missouri	Sept. 11, 2010	Miles Edwards	100	at Murray State
Aug. 31, 1991	Darrell Philon	160	vs. Southern Illinois	Sept. 24, 2011	D.J. Foster	115	at Tennessee Tech
Sept. 28, 1991	Darrell Philon	109	at Austin Peay	Oct. 15, 2011	Spencer Davis	116	at Eastern Kentucky
Oct. 12, 1991	Aaron Layton	101	vs. Tennessee Tech	Sept. 22, 2012	D.J. Foster	101	vs. Tennessee Tech
Oct. 19, 1991	Darrell Philon	119	vs. Tennessee State	Sept. 21, 2013	Paul McRoberts	133	vs. Southern Illinois
Oct. 24, 1992	Aaron Layton	158	vs. Middle Tennessee	Oct. 12, 2013	D.J. Foster	109	vs. Murray State
Nov. 7, 1992	Aaron Layton	144	at Morehead State	Nov. 2, 2013	Peter Lloyd	109	vs. Urbana
Nov. 14, 1992	Aaron Layton	153	vs. Illinois State	Sept. 6, 2014	Paul McRoberts	173	at Kansas
Nov. 21, 1992	Glenn Krupa	117	at Tennessee State	Sept. 27, 2014	Peter Lloyd	179	at UT Martin
Oct. 7, 1995	Renaldo Lampkins	116	vs. Tennessee Tech	Oct. 25, 2014	Peter Lloyd	104	at Eastern Kentucky
Nov. 15, 1997	Mitch Fryer	125	vs. Southern Illinois	Nov. 15, 2014	Paul McRoberts	117	vs. Austin Peay
Oct. 30, 1999	John Borne	118	at UT Martin	Nov. 15, 2014	Spencer Davis	102	vs. Austin Peay
Nov. 13, 1999	John Borne	106	vs. Tennessee State	Nov. 22, 2014	Paul McRoberts	135	vs. Jacksonville State
Sept. 9, 2000	Leslie Weaver	153	at Southern Illinois	Sept. 19, 2015	Paul McRoberts	100	at Indiana State
Nov. 18, 2000	Leslie Weaver	126	at Tennessee State	Oct. 3, 2015	Paul McRoberts	169	vs. Murray State
Sept. 1, 2001	Willie Ponder	120	at Eastern Michigan	Oct. 10, 2015	Paul McRoberts	132	at Eastern Illinois
Sept. 8, 2001	Willie Ponder	121	at Southern Illinois	Nov. 14, 2015	Tremane McCullough	104	at Jacksonville State
Sept. 8, 2001	Adrian Sanders	190	at Southern Illinois	Nov. 21, 2015	Paul McRoberts	127	vs. UT Martin
Sept. 15, 2001	Willie Ponder	170	vs. Missouri State				
Sept. 22, 2001	Willie Ponder	175	at Illinois State				
Sept. 29, 2001	Willie Ponder	108	at Tennessee State				
Oct. 20, 2001	Willie Ponder	110	vs. Murray State				
Nov. 10, 2001	Adrian Sanders	103	vs. Quincy				
Nov. 10, 2001	Willie Ponder	106	vs. Quincy				
Aug. 29, 2002	Willie Ponder	103	vs. Arkansas-Monticello				
Sept. 7, 2002	Willie Ponder	101	at Southern Illinois				
Sept. 14, 2002	Chris NesSmith	114	at Eastern Michigan				
Sept. 14, 2002	Willie Ponder	121	at Eastern Michigan				
Sept. 21, 2002	Willie Ponder	137	at Missouri State				
Oct. 5, 2002	Tarik Simpson	103	vs. Tennessee State				
Oct. 5, 2002	Willie Ponder	121	vs. Tennessee State				
Oct. 12, 2002	Willie Ponder	104	at UT Martin				
Oct. 12, 2002	Tarik Simpson	118	at UT Martin				
Oct. 19, 2002	Willie Ponder	153	vs. Eastern Illinois				
Nov. 9, 2002	Willie Ponder	185	at Eastern Kentucky				
Nov. 16, 2002	Tarik Simpson	115	vs. Samford				
Nov. 16, 2002	Willie Ponder	195	vs. Samford				
Sept. 20, 2003	Jamel Oliver	110	vs. Missouri State				
Sept. 27, 2003	Anthony Gilliam	104	at Samford				
Oct. 4, 2003	Ray Goodson	108	vs. Eastern Illinois				
Oct. 18, 2003	Brandon Amick	111	at Eastern Kentucky				
Nov. 22, 2003	Brandon Amick	156	vs. Jacksonville State				
Sept. 11, 2004	Brian Matthews	115	at Bowling Green				
Sept. 18, 2004	Ray Goodson	104	at Central Michigan				
Oct. 2, 2004	T.J. Milcic	145	at Eastern Illinois				
Sept. 29, 2005	Samora Goodson	127	at Samford				
Nov. 5, 2005	T.J. Milcic	117	at UT Martin				
Nov. 19, 2005	T.J. Milcic	114	at Tennessee Tech				
Nov. 3, 2007	Miles Edwards	131	vs. Austin Peay				
Aug. 28, 2008	Miles Edwards	204	vs. Southwest Baptist				
Oct. 4, 2008	Walter Peoples	110	at Jacksonville State				

250-Yard Passing Games (Since 1973)

Date	Player	Yards	Opponent
Oct. 13, 1973	Lance Brune	301	vs. Truman State
Nov. 17, 1973	Lance Brune	271	at Central Missouri
Sept. 1, 1979	Joe Young	253	vs. Murray State
Oct. 4, 1980	Joe Young	323	vs. Missouri State
Oct. 16, 1982	Jim Prestwood	282	vs. Northern Iowa
Sept. 24, 1983	Jim Prestwood	287	at Delta State
Oct. 26, 1985	Jeff Brown	333	vs. Northwest Missouri
Nov. 16, 1985	Jeff Brown	372	vs. Truman State
Aug. 30, 1986	Jeff Brown	307	at Mississippi College
Sept. 27, 1986	Jeff Brown	296	vs. Delta State
Sept. 26, 1987	Jeff Brown	273	at Delta State
Oct. 24, 1987	Jeff Brown	304	at Southwest Baptist
Oct. 8, 1988	Jim Eustice	266	at Truman State
Nov. 12, 1988	Jim Eustice	277	vs. Southwest Baptist
Sept. 30, 1989	Jim Eustice	273	vs. Pittsburg State
Oct. 21, 1989	Jim Eustice	339	at Truman State
Oct. 28, 1989	Jim Eustice	275	vs. Missouri Western
Nov. 11, 1989	Jim Eustice	268	vs. Lincoln
Sept. 1, 1990	Jason Liley	266	vs. Southwest Baptist
Sept. 22, 1990	Jason Liley	316	vs. Northwest Missouri
Sept. 29, 1990	Jason Liley	349	at Pittsburg State
Oct. 13, 1990	Jason Liley	307	at Washburn
Oct. 27, 1990	Jason Liley	359	at Missouri Western
Nov. 3, 1990	Jason Liley	261	vs. Central Missouri
Aug. 31, 1991	Jason Liley	256	vs. Southern Illinois
Sept. 28, 1991	Jason Liley	275	at Austin Peay
Oct. 12, 1991	Eric Cohoon	283	vs. Tennessee Tech
Oct. 19, 1991	Eric Cohoon	250	vs. Tennessee State
Sept. 12, 1992	Jason Liley	270	at Southern Illinois



Southeast Missouri State REDHAWKS

PERFORMANCE LISTS

Sept. 26, 1992	Jason Liley	256	vs. Austin Peay	Sept. 20, 1986	Anthony Jackson	191	at UT Martin
Oct. 24, 1992	Jason Liley	288	vs. Middle Tennessee	Oct. 27, 1979	Ernest Edwards	190	at Lincoln
Nov. 14, 1992	Jason Liley	317	vs. Illinois State	Oct. 9, 2010	Henry Harris	188	vs. Tennessee State
Oct. 7, 1995	Shane Kennedy	314	vs. Tennessee Tech	Oct. 25, 1975	Jack Gokin	188	vs. Missouri Western
Oct. 30, 1999	Rashad West	260	at UT Martin	Nov. 13, 1993	Kelvin Anderson	187	vs. Kentucky State
Sept. 8, 2001	Jeromy McDowell	391	at Southern Illinois	Sept. 12, 2015	DeMichael Jackson	186	vs. Southern Illinois
Sept. 15, 2001	Jeromy McDowell	322	vs. Missouri State	Nov. 8, 2003	Jamel Oliver	186	vs. Tennessee State
Oct. 20, 2001	Jeromy McDowell	303	vs. Murray State				
Sept. 14, 2002	Jack Tomco	298	at Eastern Michigan				
Sept. 21, 2002	Jack Tomco	297	at Missouri State				
Oct. 5, 2002	Jack Tomco	300	vs. Tennessee State				
Oct. 12, 2002	Jack Tomco	429	at UT Martin				
Oct. 19, 2002	Jack Tomco	260	vs. Eastern Illinois				
Nov. 9, 2002	Jack Tomco	283	at Eastern Kentucky				
Nov. 16, 2002	Jack Tomco	358	vs. Samford				
Sept. 27, 2003	Jack Tomco	291	at Samford				
Oct. 18, 2003	Jack Tomco	352	at Eastern Kentucky				
Nov. 15, 2003	Jack Tomco	353	at Tennessee Tech				
Nov. 22, 2003	Andrew Goodenough	407	vs. Jacksonville State				
Sept. 11, 2004	Andrew Goodenough	269	at Bowling Green				
Sept. 18, 2004	Andrew Goodenough	304	at Central Michigan				
Sept. 25, 2004	Andrew Goodenough	327	vs. Samford				
Oct. 2, 2004	Andrew Goodenough	321	at Eastern Illinois				
Oct. 16, 2004	Andrew Goodenough	339	vs. Eastern Kentucky				
Oct. 23, 2004	Andrew Goodenough	263	at Murray State				
Nov. 6, 2004	Andrew Goodenough	292	at Tennessee State				
Nov. 13, 2004	Andrew Goodenough	250	vs. Tennessee Tech				
Sept. 10, 2005	Mike Haley	275	at Kent State				
Nov. 19, 2005	Mike Haley	285	at Tennessee Tech				
Oct. 27, 2007	Houston Lillard	252	at UT Martin				
Nov. 3, 2007	Houston Lillard	265	vs. Austin Peay				
Aug. 28, 2008	Houston Lillard	387	vs. Southwest Baptist				
Sept. 20, 2008	Houston Lillard	331	vs. Missouri State				
Sept. 6, 2014	Kyle Snyder	269	at Kansas				
Sept. 27, 2014	Kyle Snyder	269	at UT Martin				
Nov. 15, 2014	Kyle Snyder	334	vs. Austin Peay				

Top 20 Single-Game Receiving Yards

Date	Player	Yards	Opponent
Oct. 4, 1969	Art Miller	211	at Evansville
Aug. 28, 2008	Miles Edwards	204	vs. Southwest Baptist
Nov. 16, 2002	Willie Ponder	195	vs. Samford
Sept. 8, 2001	Adrian Sanders	190	at Southern Illinois
Nov. 9, 2002	Willie Ponder	185	at Eastern Kentucky
Oct. 26, 1985	David Jackson	181	vs. Northwest Missouri
Sept. 27, 2014	Peter Lloyd	179	at UT Martin
Nov. 11, 1989	Farron Harley	178	vs. Lincoln
Sept. 22, 2001	Willie Ponder	175	at Illinois State
Sept. 6, 2014	Paul McRoberts	173	at Kansas
Sept. 29, 1973	Ed Slaughter	173	at Evansville
Sept. 15, 2001	Willie Ponder	170	vs. Missouri State
Oct. 3, 2015	Paul McRoberts	169	vs. Murray State
Nov. 10, 1984	David Jackson	165	vs. Lincoln
Oct. 22, 1988	Lorenzo Gathers	162	vs. Missouri S&T
Aug. 31, 1991	Darrell Philon	160	vs. Southern Illinois
Oct. 24, 1992	Aaron Layton	158	vs. Middle Tennessee
Oct. 21, 1989	Darrell Philon	157	at Truman State
Nov. 22, 2003	Brandon Amick	156	vs. Jacksonville State
Nov. 1, 2008	Walter Peoples	154	vs. Eastern Kentucky

Top 20 Single-Game Passing Yards

Date	Player	Yards	Opponent
Oct. 12, 2002	Jack Tomco	429	at UT Martin
Nov. 22, 2003	Andrew Goodenough	407	vs. Jacksonville State
Sept. 8, 2001	Jeromy McDowell	391	at Southern Illinois
Aug. 28, 2008	Houston Lillard	387	vs. Southwest Baptist
Nov. 16, 1985	Jeff Brown	372	vs. Truman State
Oct. 27, 1990	Jason Liley	359	at Missouri Western
Nov. 16, 2002	Jack Tomco	358	vs. Samford
Nov. 15, 2003	Jack Tomco	353	at Tennessee Tech
Oct. 18, 2003	Jack Tomco	352	at Eastern Kentucky
Sept. 29, 1990	Jason Liley	349	at Pittsburg State
Oct. 16, 2004	Andrew Goodenough	339	vs. Eastern Kentucky
Oct. 21, 1989	Jim Eustice	339	at Truman State
Nov. 15, 2014	Kyle Snyder	334	vs. Austin Peay
Oct. 26, 1985	Jeff Brown	333	vs. Northwest Missouri
Sept. 20, 2008	Houston Lillard	331	vs. Missouri State
Sept. 25, 2004	Andrew Goodenough	327	vs. Samford
Oct. 4, 1980	Joe Young	323	vs. Missouri State

Top 20 Single-Game Rushing Yards

Date	Player	Yards	Opponent
Nov. 6, 2010	Henry Harris	293	vs. Southwest Baptist
Nov. 8, 1969	Al Holmes	254	vs. Truman State
Sept. 23, 1989	Brian Lattimore	241	at Northwest Missouri
Sept. 3, 1992	Kelvin Anderson	222	vs. Murray State
Oct. 3, 2015	Tremane McCullough	220	vs. Murray State
Oct. 6, 2001	Curtis Cooper	216	vs. UT Martin
Oct. 28, 2006	Timmy Holloman	212	at Murray State
Nov. 12, 2011	Matt Scheible	209	vs. Jacksonville State
Oct. 31, 2002	Kelvin Anderson	207	vs. UT Martin
Sept. 8, 2007	Timmy Holloman	203	vs. Southwest Baptist
Sept. 25, 2010	Henry Harris	196	vs. Tennessee Tech
Oct. 30, 1993	Kelvin Anderson	196	at Austin Peay
Sept. 15, 2001	Curtis Cooper	194	vs. Missouri State



Southeast Missouri State REDHAWKS

PERFORMANCE LISTS

Sept. 15, 2001	Jeromy McDowell	322	vs. Missouri State	Oct. 16, 2010	Henry Harris	71	at Austin Peay
Oct. 2, 2004	Andrew Goodenough	321	at Eastern Illinois	Nov. 6, 1999	Brian Hinton	69	vs. Eastern Illinois
Nov. 14, 1992	Jason Liley	317	vs. Illinois State	Aug. 29, 2002	Dimitri Patterson	65	vs. Arkansas-Monticello

Longest Rushing Plays

Date	Player	Yards	Opponent
Oct. 5, 2013	Lewis Washington	99 (TD)	at Tennessee State
Sept. 3, 1992	Kelvin Anderson	96 (TD)	vs. Murray State
Nov. 8, 2003	Jamel Oliver	82 (TD)	vs. Tennessee State
Oct. 31, 2015	Tremaine McCullough	81 (TD)	vs. Tennessee Tech
Sept. 19, 2015	Tay Bender	80 (TD)	at Indiana State
Oct. 25, 2003	Chaun Tate	80 (TD)	vs. Murray State
Sept. 28, 2002	Keiki Misipeka	78 (TD)	at Middle Tennessee
Oct. 28, 2006	Timmy Holloman	76 (TD)	at Murray State
Nov. 6, 1999	Broderick Benson	75 (TD)	vs. Eastern Illinois
Oct. 1, 2011	Matt Scheible	71 (TD)	vs. Eastern Illinois
Oct. 30, 2004	David Taufou	69 (TD)	vs. UT Martin
Sept. 14, 2002	Keiki Misipeka	68	at Eastern Michigan
Sept. 27, 2003	Jamel Oliver	67	at Samford
Sept. 18, 2010	Henry Harris	67 (TD)	at Southern Illinois
Oct. 1, 2011	Renard Celestin	67	vs. Eastern Illinois
Oct. 27, 2012	Scott Lathrop	67 (TD)	at Austin Peay

Longest Receptions

Date	Player	Yards	Opponent
Oct. 8, 1983	David Stewart	94 (TD)	vs. Truman State
Nov. 10, 2001	Adrian Sanders	93	vs. Quincy
Oct. 15, 2011	Spencer Davis	82	at Eastern Kentucky
Aug. 28, 2008	Miles Edwards	80 (TD)	vs. Southwest Baptist
Nov. 5, 2005	T.J. Milcic	80 (TD)	at UT Martin
Sept. 22, 2001	Willie Ponder	80 (TD)	at Illinois State
Oct. 12, 2013	D.J. Foster	78 (TD)	vs. Murray State
Nov. 22, 2003	Brandon Amick	76	vs. Jacksonville State
Sept. 21, 2013	Paul McRoberts	75 (TD)	vs. Southern Illinois
Nov. 14, 2009	Chantae Ahamefule	75 (TD)	vs. Murray State
Oct. 30, 2004	Antonio Scaife	73	vs. UT Martin
Oct. 24, 1998	Corey Williams	73 (TD)	at Missouri State

Longest Kickoff Returns

Date	Player	Yards	Opponent
Nov. 14, 2015	Cameron Sanders	99 (TD)	at Jacksonville State
Oct. 12, 1985	David Jackson	97 (TD)	vs. Abilene Christian
Nov. 3, 1979	Keith Hubbard	96 (TD)	vs. Truman State
Oct. 19, 2013	Spencer Davis	93 (TD)	at Eastern Illinois
Nov. 6, 2004	Romae Rucker	85 (TD)	at Tennessee State
Sept. 27, 2008	Jacob McKinley	85	at Indiana State
Sept. 3, 2009	Jacob McKinley	80	vs. Quincy
Sept. 23, 2000	Curtis Cooper	79	vs. Western Kentucky

Longest Punt Returns

Date	Player	Yards	Opponent
1962	Lyman Brown	86 (TD)	vs. Northwest Missouri
Sept. 22, 2001	Curtis Cooper	70 (TD)	at Illinois State
Oct. 31, 2015	Paul McRoberts	69 (TD)	vs. Tennessee Tech
Sept. 9, 2000	Curtis Cooper	66 (TD)	at Southern Illinois
Aug. 28, 2014	Spencer Davis	61	vs. Missouri Baptist
Nov. 1, 2003	Antonio Scaife	58	at UT Martin
Sept. 6, 2003	Antonio Scaife	45	vs. Southern Illinois
Oct. 5, 2002	Chris NesSmith	44 (TD)	vs. Tennessee State
Nov. 10, 2007	Kendall Magana	41	at Missouri State

Longest Interception Returns

Date	Player	Yards	Opponent
Sept. 22, 2012	Branden Spann	100 (TD)	vs. Tennessee Tech
Sept. 8, 2007	Eddie Calvin	100 (TD)	vs. Southwest Baptist
Oct. 10, 2009	Bryan Blanfort	69 (TD)	vs. Austin Peay
Oct. 16, 2010	Tylor Brock	67	at Austin Peay
Sept. 17, 2005	Kellin White	64 (TD)	at Missouri State
Sept. 8, 2012	Tylor Brock	64	vs. Mars Hill College
Oct. 25, 2014	DeMichael Jackson, Travis Sanders, David Coley	63	at Eastern Kentucky
Sept. 9, 2006	Todshon Jones	63	vs. Missouri S&T
Aug. 28, 2008	Eddie Calvin	62	vs. Southwest Baptist
Oct. 30, 2004	Kellin White	61 (TD)	vs. UT Martin
Nov. 8, 2003	Kellin White	60 (TD)	vs. Tennessee State
Oct. 20, 2001	Demar Winston	57 (TD)	vs. Murray State

Longest Fumble Returns

Date	Player	Yards	Opponent
Oct. 27, 2012	Branden Spann	98 (TD)	at Austin Peay
Sept. 16, 2000	Rodney Woodall	80 (TD)	vs. Illinois State
Oct. 5, 2013	Cantrell Andrews	68 (TD)	at Tennessee State
Dec. 4, 2010	Taylor West	59	at Eastern Washington
Nov. 10, 2007	Victor Anderson	45 (TD)	at Missouri State
Sept. 27, 2003	Brandon Bohnert	45	at Samford
Nov. 10, 2007	Nick Stauffer	44	at Missouri State
Sept. 7, 2013	Cantrell Andrews	43	at Ole Miss
Sept. 12, 1998	Jeremy Atwell	39 (TD)	vs. Indiana State
Aug. 29, 2002	Nate Johnston	33	vs. Arkansas-Monticello
Sept. 17, 2011	Ben Kargbo	24	at Purdue
Nov. 12, 2005	Justin Komondoreas	23	vs. Tennessee State
Oct. 4, 2003	Ricky Farmer	21	vs. Eastern Illinois



PERFORMANCE LISTS

Longest Punts

Date	Player	Yards	Opponent
Oct. 4, 2003	David Simonhoff	83	vs. Eastern Illinois
Oct. 30, 2004	David Simonhoff	82	vs. UT Martin
Sept. 29, 2005	David Simonhoff	80	at Samford
Oct. 14, 2006	David Simonhoff	75	at Arkansas
Oct. 23, 2004	David Simonhoff	74	at Murray State
Nov. 10, 2007	Doug Spada	73	at Missouri State
Sept. 25, 2004	David Simonhoff	73	vs. Samford
Nov. 12, 2011	Joe Vucic	72	vs. Jacksonville State
Sept. 9, 2006	David Simonhoff	71	vs. Missouri S&T
Oct. 30, 2004	David Simonhoff	71	vs. UT Martin
Oct. 2, 2004	David Simonhoff	71	at Eastern Illinois

Passing Attempts

Date	Player	Attempts	Opponent
Sept. 10, 2005	Mike Haley	61	at Kent State
Oct. 16, 2004	Andrew Goodenough	57	vs. Eastern Kentucky
Nov. 6, 2004	Andrew Goodenough	54	at Tennessee State
Sept. 18, 2004	Andrew Goodenough	50	at Central Michigan
Oct. 2, 2004	Andrew Goodenough	49	at Eastern Illinois
Nov. 13, 2004	Andrew Goodenough	48	vs. Tennessee Tech
Nov. 19, 2005	Mike Haley	47	at Tennessee Tech
Nov. 11, 2000	Rashad West	47	at Missouri State
Nov. 22, 2003	Andrew Goodenough	45	vs. Jacksonville State
Nov. 15, 2003	Jack Tomco	45	at Tennessee Tech
Sept. 21, 2002	Jack Tomco	45	at Missouri State

Longest Field Goals

Date	Player	Yards	Opponent
1975	Mike Wood	61	vs. Lincoln
Oct. 4, 2014	Ryan McCrum	55	vs. Tennessee State
Sept. 20, 2014	Ryan McCrum	54	vs. Southeastern La.
Sept. 2, 2010	Drew Geldbach	53	at Ball State
Sept. 26, 2009	Doug Spada	53	at UT Martin
Oct. 11, 2014	Ryan McCrum	52	at Murray State
Oct. 18, 2014	Ryan McCrum	51	vs. Eastern Illinois
Nov. 6, 2004	Derek Kutz	51	at Tennessee State
Oct. 31, 2015	Ryan McCrum	50	vs. Tennessee Tech
Oct. 29, 2011	Drew Geldbach	50	at UT Martin
Oct. 20, 2007	Doug Spada	50	vs. Murray State
Sept. 8, 2007	Doug Spada	49	vs. Southwest Baptist
Oct. 27, 2012	Drew Geldbach	49	at Austin Peay
Sept. 22, 2007	Doug Spada	48	at Samford
Oct. 16, 2010	Drew Geldbach	47	at Austin Peay
Nov. 1, 2008	Doug Spada	47	vs. Eastern Kentucky
Aug. 28, 2008	Doug Spada	47	vs. Southwest Baptist
Sept. 25, 2004	Derek Kutz	47	vs. Samford

Rushing Attempts

Date	Player	Attempts	Opponent
Oct. 30, 1993	Kelvin Anderson	40	at Austin Peay
Nov. 6, 2010	Henry Harris	35	vs. Southwest Baptist
Oct. 16, 2010	Henry Harris	35	at Austin Peay
Nov. 17, 2007	Elton Peterson	33	vs. Jacksonville State
Sept. 15, 2007	Timmy Holloman	33	vs. Indiana State
Sept. 25, 2010	Henry Harris	32	vs. Tennessee Tech
Oct. 29, 2005	Timmy Holloman	31	vs. Murray State
Oct. 22, 2005	Timmy Holloman	31	at Eastern Kentucky
Oct. 6, 2001	Curtis Cooper	31	vs. UT Martin

Tackles

Date	Player	Tackles	Opponent
Oct. 16, 1982	Wayne James	27	vs. Northern Iowa
Oct. 24, 1987	Ken Miller	23	at Southwest Baptist
Sept. 12, 1992	Joe Divis	22	at Southern Illinois
Oct. 25, 2008	Nick Stauffer	21	vs. Tennessee State
Nov. 8, 2008	Nick Stauffer	20	at Murray State
Sept. 29, 2007	Adam Casper	20	vs. Eastern Illinois
Oct. 7, 2006	Adam Casper	20	at Eastern Illinois
Oct. 28, 2000	Ricky Farmer	20	vs. UT Martin
Sept. 16, 2000	Isaac Powell	20	vs. Illinois State
Sept. 9, 2000	Joe Williams	20	at Southern Illinois



RECORD BOOK

Rushing Yards Per Carry (Career)

Minimum 150 Attempts

1. Dione Tyler, 1994-95	6.63
2. Tremane McCullough, 2015-present	6.05
3. Levi Terrell, 2011-12	5.97
4. Al Holmes, 1969-70	5.57
5. Curtis Cooper, 2000-01	5.56
6. DeMichael Jackson, 2012-14	5.40
7. Jack Gokin, 1974-77	5.36
8. Kelvin Anderson, 1992-94	5.33
9. Henry Harris, 2008-10	5.20
10. Bobby Everage, 1974-75	5.14

Most 100-Yard Games (Career)

1. Kelvin Anderson, 1992-94	14
2. Henry Harris, 2008-10	11
3. DeMichael Jackson, 2012-14	9
Levi Terrell, 2011-12	9
Timmy Holloman, 2005-08	9
Brian Lattimore, 1985-89	9
Richard Attig, 1970-73	9
8. Matt Scheible, 2008-11	7
9. Tremane McCullough, 2015-present	6
Corey Kinsey, 2001-03	6
Anthony Jackson, 1985-86	6
Jack Gokin, 1974-77	6

Most 200-Yard Games (Career)

1. Timmy Holloman, 2005-08	2
Kelvin Anderson, 1992-94	2
3. Tremane McCullough, 2015-present	1
Levi Terrell, 2011-12	1
Matt Scheible, 2008-11	1
Henry Harris, 2008-10	1
Curtis Cooper, 2000-01	1
Brian Lattimore, 1985-89	1
Al Holmes, 1969-70	1

Pass Completion Percentage (Career)

Minimum 150 Attempts

1. Jack Tomco, 2002-03	62.2
2. Dante Vandeven, 2015-present	62.0
3. Eric Cohoon, 1990-91	60.7
4. Andrew Goodenough, 2003-04	60.2
5. Jason Liley, 1989-92	58.2
6. Kyle Snyder, 2013-14	57.6
7. Bobby Brune, 1998-01	57.3
8. Houston Lillard, 2006-08	57.2
9. Scott Lathrop, 2011-13	57.1
10. Jim Eustice, 1988-89	56.6

Pass Efficiency Percentage (Career)

Minimum 150 Attempts

1. Jack Tomco, 2002-03	141.3
2. Kyle Snyder, 2013-14	134.9
3. Eric Cohoon, 1990-91	127.6
4. Houston Lillard, 2006-08	126.4
5. Dante Vandeven, 2015-present	123.6
6. Jim Eustice, 1988-89	121.3
7. Scott Lathrop, 2011-13	119.4
8. Jeromy McDowell, 2001-03	119.2
9. Andrew Goodenough, 2003-04	118.3
10. Bobby Brune, 1998-01	118.2

Field Goals (Career)

1. Mike Wood, 1974-77	64
2. Ed Hotz, 1978-81	45
3. Derek Kutz, 2001-04	42
4. Drew Geldbach, 2010-12	34
5. Doug Spada, 2006-09	33
6. Ryan McCrum, 2013-present	30
7. Craig Klafeta, 1986-87	21
8. Earl Wessel, 1988-89	19
9. Eric Warren, 1994-97	17
10. Ryan Devins, 1993-95	16

Point After Touchdown (Career)

	Made	Att.
1. Derek Kutz, 2001-04	136	143
2. Drew Geldbach, 2010-12	88	98
3. Carl Gross, 1974-77	80	NA
4. Ryan McCrum, 2013-present	79	83
5. Ed Hotz, 1978-81	76	84
6. Doug Spada, 2006-09	66	72
Mike Wood, 1974-77	66	NA
8. Colin Schermann, 2005-07	53	58
Eric Warren, 1994-97	48	56
10. Bruce Nall, 1966-69	45	NA

Punting Average (Career)

Minimum 50 Attempts

1. David Simonhoff, 2003-06	43.89
2. Doug Spada, 2006-09	42.69
3. Alex Knight, 2013-present	41.41
4. George Goodwin, 1937	40.44
5. Joe Vucic, 2010-13	40.20
6. Todd Fields, 1982-85	39.75
7. Mike Wood, 1974-77	39.13
8. Seth Carriere, 1999	38.88
9. Justin Terrill, 1994-97	38.58
10. Greg Brune, 1964-67	38.36

Punting Yards (Career)

1. Justin Terrill, 1994-97	10,647
2. David Simonhoff, 2003-06	10,402
3. Ed Hotz, 1978-81	7,243
4. Alex Knight, 2013-present	6,706
5. Doug Spada, 2006-09	6,660
6. Greg Brune, 1964-67	6,138
7. Joe Vucic, 2010-13	5,991
8. Todd Fields, 1982-85	5,923
9. Mike Wood, 1974-77	4,735
10. Derek Norton, 1992-93	4,481

Punt Attempts (Career)

1. Justin Terrill, 1994-97	276
2. David Simonhoff, 2003-06	237
3. Ed Hotz, 1978-81	197
4. Alex Knight, 2013-present	160
Greg Brune, 1964-67	160
6. Doug Spada, 2006-09	156
7. Joe Vucic, 2010-13	149
Todd Fields, 1982-85	149
9. Mike Wood, 1974-77	121
10. Derek Norton, 1992-93	119

Tackles (Career)

Note: Statistics for tackles have only been recorded since 1980.

1. Robert Haggerty, 1993-96	424
2. Ricky Farmer, 2000-03	378
3. Blake Peiffer, 2009-12	359
4. Ronald Smith, 1993-97	358
5. Brian Burton, 1992-96	330
Angel Rubio, 1993-97	330
7. Joe Divis, 1990-92	312
8. O.J. Turner, 2001-04	293
9. Doug Berg, 1990-94	290
10. Troy Baglio, 1995-98	285
11. Rick Borman, 1980-81	278
12. James Chinn, 1989-92	277
13. Roper Garrett, 2012-present	272
14. Adam Casper, 2004-07	262
15. Isaac Powell, 1997-00	258
16. Philip Klaproth, 2008-11	252
Mike Miller, 2001-05	252
Mike Hargens, 1980-82	252
19. Ken Harmon, 1980-83	242
20. Greg Klund, 1993-96	231



Sacks (Career)

Note: Statistics for sacks have only been recorded since 1993.

1.	Angel Rubio, 1993-97	21.5
2.	Edgar Jones, 2003-06	16.0
3.	Doug Berg, 1990-94	15.5
4.	James Jennette, 1999-02	11.0
5.	Cordez Vaughn, 1993-94	10.5
6.	Ricky Farmer, 2000-03	10.0
	Ryan Roth, 2000-03	10.0
8.	Troy Baglio, 1995-98	9.0
	Mark Munsell, 1991-94	9.0
	Corey Mathis, 2000-01	9.0
11.	Travis Sanders, 2012-present	8.0
	Adam Jones, 2001-04	8.0
	Justin Komondoreas, 2004-05	8.0
	Joel Becker, 1996-99	8.0
15.	Roper Garrett, 2012-present	7.5
	Nick Ketelsleger, 2007-08	7.0
	Kevin Meachem, 1997-98	7.0
18.	Ben Gugler, 2007-08	6.5
19.	John Popovich, 2013-present	6.0
	Damian Smith, 2007-09	6.0
	Jeremy Motley, 2000-02	6.0
	Brian Burton, 1992-96	6.0
	Albert Bateman, 1991-95	6.0
	Brad Richardson, 1996-99	6.0
	Marvin Hamilton, 1993-94	6.0

Interceptions (Career)

1.	James Chinn, 1989-92	18
2.	Greg Klund, 1994-96	14
3.	Curtis Hammond, 1984-87	13
4.	Mike Hargens, 1980-82	12
5.	Tylor Brock, 2009-12	10
	Kellin White, 2002-05	10
	Nate Beasley, 1979-81	10
	Steven Meier, 1970-72	10
	John Bean, 1969-71	10
	Jim Bland, 1967-68	10
11.	Dimitri Patterson, 2001-03	9
12.	Eriq Moore, 2012-present	8
	Eddie Calvin, 2006-09	8
	Fred Hambrick, 1995-98	8
	Asia Thorn, 1987-88	8
	Brian Hinton, 1997-99	8
	Isaac Powell, 1997-00	8
18.	Jim Powell, 1970-72	7
	Steve Bryant, 1989-92	7
19.	12 Tied With	6
	Mike Ford, 2013-present	6

Tackles for Loss (Career)

Note: Statistics for TFL have been kept consistently since 1993.

1.	Angel Rubio, 1993-97	44.0
2.	James Jennette, 1999-02	40.0
3.	Ricky Farmer, 2000-03	33.0
4.	Ryan Roth, 2000-03	29.0
5.	Troy Baglio, 1995-98	26.0
	Corey Mathis, 2000-01	26.0
7.	O.J. Turner, 2001-04	24.0
	Edgar Jones, 2003-06	24.0
9.	Jeremy Atwell, 1998-99	22.0
10.	Brian Burton, 1992-96	21.0
11.	Roper Garrett, 2012-present	20.5
12.	Doug Berg, 1990-94	19.0
13.	Travis Sanders, 2012-present	18.5
	Justin Komondoreas, 2004-05	18.5
15.	Adam Jones, 2001-04	18.0
	Mike Miller, 2001-05	18.0
17.	Blake Peiffer, 2009-12	17.5
	Cal Jillson, 2001-04	17.5
19.	Donovan LaViness, 1999	17.0
20.	Kyle Hunt, 2005-06	16.0
	Brad Richardson, 1996-99	15.0



Southeast Missouri State REDHAWKS

SERIES RECORDS

Opponent	W	L	T	First Meeting	Last Meeting	Opponent	W	L	T	First Meeting	Last Meeting
Abilene Christian	1	1	0	1985	1986	Missouri "B" Team	1	1	0	1942	1950
Arkansas	0	2	0	Nov. 6, 1906	Oct. 14, 2006	Missouri Baptist	1	0	0	Aug. 28, 2014	Aug. 28, 2014
Arkansas College (Batesville)	2	0	0	1935	1941	Missouri Southern	4	2	0	Sept. 18, 1971	Sept. 8, 1990
Arkansas-Monticello	1	2	0	Oct. 17, 1981	Aug. 29, 2002	Missouri S&T	36	23	2	Nov. 10, 1906	Sept. 9, 2006
Arkansas State	7	3	1	1916	Sept. 13, 2003	Missouri State	28	46	0	Nov. 16, 1917	Sept. 20, 2008
Arkansas Tech	6	7	1	Oct. 6, 1956	Oct. 5, 1957	Missouri Valley College	3	1	0	1943	1944
Augustana (S.D.)	1	0	0	1963	1963	Missouri Western	4	0	0	Oct. 26, 1974	Oct. 27, 1990
Austin Peay	14	6	0	1953	Nov. 7, 2015	Morehead State	3	2	0	Nov. 9, 1991	Nov. 4, 1995
Ball State	0	1	0	Sept. 2, 2010	Sept. 2, 2010	Murray State	10	39	1	Oct. 29, 1926	Oct. 3, 2015
Barnes College	1	0	0	1905	1905	Nicholls State	0	1	0	Oct. 4, 1975	Oct. 4, 1975
Bethel College (Tenn.)	1	0	0	1952	1952	North Alabama	0	1	0	1956	1956
Bowling Green	0	1	0	Sept. 11, 2004	Sept. 11, 2004	Northeastern Oklahoma A&M	0	2	0	1963	1964
Bradley	2	1	0	1967	1970	Northern Iowa	1	1	0	Nov. 18, 1980	Oct. 16, 1982
Carson-Newman	2	0	0	1958	1959	Northern Michigan	0	2	0	1964	Oct. 13, 1984
Carthage College (Ill.)	2	0	0	1934	1939	Northwest Missouri State	34	27	2	Oct. 10, 1924	Sept. 22, 1990
Central Arkansas	7	7	1	Sept. 18, 1953	Sept. 13, 1986	Oakland City College	2	0	0	1933	1934
Central Iowa State	0	1	0	1951	1951	Ohio University	0	1	0	Aug. 28, 2003	Aug. 28, 2003
Central Michigan	0	2	0	Sept. 18, 2004	Aug. 30, 2012	Pittsburg State	0	2	0	Aug. 30, 1989	Sept. 29, 1990
Central Missouri	37	24	7	1906	Nov. 3, 1990	Poplar Bluff Athletic Club	1	0	0	1904	1904
Central Wesleyan	2	0	0	1922	1923	Purdue	0	1	0	Sept. 17, 2011	Sept. 17, 2011
Charleston Athletic Club	0	1	0	1915	1915	Quincy	2	0	0	Nov. 10, 2001	Sept. 3, 2009
Christian Brothers	0	4	0	1912	1916	Rose-Hulman	1	0	0	1940	1940
Cincinnati	0	2	0	Aug. 30, 2007	Sept. 12, 2009	Saint Louis	0	13	0	1905	1923
Culver-Stockton	2	0	1	1940	1949	Samford	3	5	0	Oct. 5, 1991	Sept. 22, 2007
Delta State	4	23	1	1954	Sept. 26, 1987	Sam Houston State	0	2	0	Sept. 11, 1993	Sept. 10, 1994
DeSoto Athletic Club	1	0	0	1916	1916	Shorter University (Ga.)	0	1	0	Sept. 26, 2015	Sept. 26, 2015
Drake	0	1	0	Sept. 23, 1960	Sept. 23, 1960	Shurtleff College	3	1	0	1911	1922
Eastern Illinois	6	17	0	Sept. 29, 1956	Oct. 10, 2015	Sikeston Athletic Club	2	2	1	1912	1918
Eastern Kentucky	3	23	0	Sept. 15, 1990	Oct. 17, 2015	South Dakota	1	0	0	1958	1958
Eastern Michigan	0	2	0	Sept. 1, 2001	Sept. 14, 2002	Southeastern Louisiana	1	1	0	Aug. 29, 2013	Sept. 20, 2014
Eastern Washington	0	1	0	Dec. 4, 2010	Dec. 4, 2010	Southeastern Oklahoma State	0	2	0	1948	1949
Evansville	17	6	1	1931	Sept. 18, 1982	Southern Illinois	40	35	8	1909	Sept. 12, 2015
Farmington Athletic Club	2	0	0	1911	1916	Southwest Baptist	5	2	0	Oct. 29, 1987	Nov. 6, 2010
Grand Valley State	0	1	0	Oct. 29, 1988	Oct. 29, 1988	St. Ambrose	1	0	1	1958	1959
Haskell Indian Nations Univ.	1	0	0	1930	1930	St. Benedict's	3	0	0	1960	1962
Hawai'i	0	1	0	Nov. 12, 1994	Nov. 12, 1994	Tennessee State	11	12	0	Oct. 19, 1991	Oct. 4, 2014
Henderson State	1	0	0	1955	1955	Tennessee Tech	10	14	0	Oct. 12, 1991	Oct. 31, 2015
Hendrix College	5	1	0	1936	1947	Troy	1	1	0	Sept. 5, 1987	Sept. 3, 1988
Hillsdale	0	1	0	1959	1959	Truman State	24	40	2	1906	Sept. 3, 1998
Illinois College	0	1	0	1936	1936	Upper Iowa	1	0	0	1941	1941
Illinois State	3	7	0	Nov. 13, 1943	Sept. 22, 2001	Urbana (Ohio)	1	0	0	Nov. 2, 2013	Nov. 2, 2013
Indiana State	4	4	0	1935	Sept. 19, 2015	UT Martin	15	16	0	Oct. 8, 1966	Sept. 27, 2014
Jackson Athletic Club	6	1	0	1904	1919	Washburn	3	0	0	1971	Oct. 13, 1990
Jacksonville State	5	15	0	1961	Nov. 14, 2015	Washington University (Mo.)	0	4	1	1906	1950
Kansas	0	1	0	Sept. 6, 2014	Sept. 6, 2014	Western Illinois	1	0	0	1944	1944
Kent State	0	1	0	Sept. 10, 2005	Sept. 10, 2005	Western Kentucky	1	10	0	Nov. 15, 1952	Sept. 23, 2000
Kentucky State	2	0	0	Nov. 13, 1993	Sept. 1, 1994	Westminster College	1	1	1	1917	1931
Lambuth	1	0	0	Aug. 30, 1997	Aug. 30, 1997	William Penn	1	0	0	1940	1940
Lincoln University	19	1	0	Oct. 31, 1970	Nov. 11, 1989	Total	443	513	36		
Louisiana-Monroe	0	2	0	Sept. 18, 1965	Sept. 17, 1966						
Macomb Teachers College	1	0	0	1944	1944						
Marshall	0	1	0	Aug. 31, 2000	Aug. 31, 2000						
Mars Hill College	1	0	0	Sept. 8, 2012	Sept. 8, 2012						
Mayfield College (Mo.)	3	0	0	1916	1925						
McKendree College	1	5	2	1920	1932						
Memphis	1	3	2	1929	Sept. 3, 2016						
Memphis Navy	1	0	0	1954	1954						
Middle Tennessee State	2	9	0	1947	Sept. 28, 2002						
Millikin	2	0	0	1950	1951						
Mississippi	0	1	0	Sept. 7, 2013	Sept. 7, 2013						
Mississippi A&M	1	1	0	1907	1908						
Mississippi College	2	2	0	Aug. 30, 1986	Sept. 16, 1989						
Missouri	0	3	0	Oct. 3, 1936	Sept. 5, 2015						

2016 Opponent

Matukewicz vs. All Opponents

Austin Peay.....	2-0	Missouri Baptist.....	1-0
Eastern Illinois.....	0-2	Murray State.....	1-1
Eastern Kentucky.....	0-2	Shorter University (Ga.).....	0-1
Fresno State.....	1-0	Southeastern Louisiana.....	1-0
Indiana State.....	0-1	Southern Illinois.....	1-1
Jacksonville State.....	0-2	Tennessee State.....	1-0
Kansas.....	0-1	Tennessee Tech.....	1-1
Memphis.....	0-1	UT Martin.....	1-1
Missouri.....	0-1	Total.....	10-15

Southeast Missouri 17 Memphis 35

September 3, 2016 • Liberty Bowl • Attendance: 42,876

MEMPHIS, Tenn. – Will Young rushed for over 100 yards and Southeast Missouri forced three turnovers in a 35-17 season-opening loss to Memphis at the Liberty Bowl.

SEMO met Memphis for the first time in 82 years in front of a crowd of 42,876.

A 22-point first quarter was the difference as the Redhawks regrouped to outscore the Tigers, 17-13, the rest of the way.

Riley Ferguson engineered a quick opening drive as Memphis covered 75 yards in eight plays over a span of 2:17. Ferguson completed five of his first six attempts for 73 yards and tossed a 13-yard touchdown pass to John Williams. A two-point conversion followed giving the Tigers an 8-0 lead with 12:43 left in the first quarter.

After gaining no more than nine yards on each of its first three drives, Memphis took over on downs at its own 27-yard line. Ferguson again went to work, this time completing passes of 16, 21 and 11 yards to get the Tigers in scoring position. Doroland Dorceus capped the march with a 3-yard run to push Memphis' lead to 15-0 with 1:15 left to play.

Dante Vandeven, the 2015 Ohio Valley Conference Freshman of the Year, replaced starter Jesse Hosket at quarterback for SEMO's fourth possession of the game. Following two incomplete passes, Vandeven was picked off by Arthur Maulet who ran to the Redhawks 18-yard line.

Three plays later, Ferguson threw a 13-yard touchdown pass to Dorceus giving the Tigers a 22-0 advantage with 40 seconds remaining in the first quarter.

SEMO's offense started slow, picking up just 14 total yards on 17 plays in the game's first 15 minutes. The Redhawks averaged less than a yard per play in the first quarter.

Ferguson hooked up with Daniel Hurd on a 20-yard completion and a SEMO personal foul tacked on 15 more yards to give Memphis a first-and-10 at the Redhawks 25-yard

line. Ferguson then threw a 23-yard strike to Darrell Henderson, his third touchdown pass of the game.

Fletcher Evans recovered a Ferguson fumble and the Redhawks had the ball at the Memphis 31-yard line. On the first play of the drive, Hosket completed a 21-yard pass to Kristian Wilkerson to give SEMO a first-and-Goal at the 10. The Redhawks, however, settled for a 26-yard field goal by Ryan McCrum to cut Memphis' lead to 29-3 at halftime.

SEMO's defense forced three turnovers in the first half with Roper Garrett and Mike Ford each getting an interception and Evans recovering a fumble. The Redhawks have had multiple takeaways in six-straight games dating back to last season.

The Redhawks struck first in the second half when Will Young broke several tackles on his way to a 61-yard touchdown run. Young's second career rushing touchdown made it a 29-10 game at the 10:13 mark of the third quarter.

Memphis responded with a 45-yard field goal by Jake Elliott. Elliott's kick closed out a 10-play, 34-yard drive that upped the Tigers lead to 32-10 with five seconds to go.

Another field goal by Elliott, this time from 40 yards out, completed a 41-yard scoring drive that expanded the Tigers' lead to 35-10 with 10:41 left to play in the fourth quarter.

Hosket's first career touchdown pass of eight yards to Adrian Davis polished off SEMO's longest drive of the night. The 14-play, 82-yard march ended the scoring.

Ferguson completed 26-of-40 passes for 295 yards and three touchdowns and Anthony Miller finished with nine receptions for 103 yards to lead Memphis.

The Tigers outgained the Redhawks, 406-253, with 295 of their yards through the air.

Young ran for 114 yards and a touchdown on 17 carries in his first career start at tailback.

Score by Quarters	1	2	3	4	OT	Score	
Southeast Missouri	0	3	7	7	-	17	Record: 0-1
Memphis	22	7	3	3	-	35	Record: 1-0

Scoring Summary

1st	12:43	MEM	Henderson 15 yd pass from Ferguson (Montiel pass from Miller)
	1:45	MEM	Dorceus 3 yd run (Elliott kick)
	0:40	MEM	Dorceus 13 yd pass from Ferguson (Elliott kick)
2nd	7:45	MEM	Henderson 23 yd pass from Ferguson (Elliott kick)
	3:45	SEMO	McCrum 26 yd field goal
3rd	10:13	SEMO	Young 61 yd run (McCrum kick)
	0:05	MEM	Elliott 45 yd field goal
4th	10:41	MEM	Elliott 40 yd field goal
	3:25	SEMO	Davis 8 yd pass from Hosket (McCrum kick)

	SEMO	MEM
First Downs	17	27
Rushes-Yards (Net)	29-110	33-111
Passing Yards (Net)	143	295
Passes Comp-Att-Int	19-34-1	26-40-2
Total Offense Plays-Yards	63-253	73-406
Fumble Returns-Yards-TD	0-0-0	0-0-0
Punt Returns-Yards-TD	1-0-0	5-45-0
Kickoff Returns-Yards-TD	3-46-0	2-63-0
Interceptions-Yards-TD	2-7-0	1-18-0
Punts (Number-Avg)	9-38.4	4-40.8
Fumbles-Lost	0-0	1-1
Penalties-Yards	8-80	4-40
Possession Time	32:01	27:59
Third-Down Conversions	4-15	7-16
Fourth-Down Conversions	2-2	3-4
Red-Zone Scores-Chances	2-2	3-4
Sacks By: Number-Yards	3-10	2-12

GAME 1

Rushing (Att.-Yds.-TD): SEMO - Young, Will 17-114-1; McCullough, Tremaine 4-0-0; Abbingtion, Chase 4--1-0; Hosket, Jesse 4--3-0. MEM - Taylor, Patrick 7-86-0; Dorceus, Dorolan 14-35-1; Pollard, Tony 3-5-0; Henderson, D. 2-3-0; TEAM 1--7-0; Ferguson, Riley 6--11-0.

Passing (C-A-I-TD-Yds.): SEMO - Hosket, Jesse 19-31-0-1-143; Vandeven, Dante 0-3-1-0-0. MEM - Ferguson, Riley 26-40-2-3-295.

Receiving (No.-Yds.-TD): SEMO - McCullough, Tremaine 9-69-0; Wilkerson, Kristian 5-48-0; Abbingtion, Chase 2-2-0; Curry, C.J. 1-12-0; Davis, Adrian 1-8-1; McLemore, Tyler 1-4-0. MEM - Miller, Anthony 9-103-0; Hurd, Daniel 4-44-0; Henderson, D. 3-39-2; Slade, Mechane 3-21-0; Pollard, Tony 2-24-0; Mayhue, Phil 1-21-0; Williams, John 1-13-0; Dorceus, Dorolan 1-13-1; Magnifico, Joey 1-11-0; Montiel, Daniel 1-6-0.

Leading Tacklers: SEMO - Meredith, Chad 8. MEM - Cook, Jonathan 8.

