

2016 MURRAY STATE ROSTER

| No. | Player |
|-----|-------------------|
| 1 | Malik Golson |
| 2 | KD Humphries |
| 3 | L.J. Gainey |
| 4 | Jonathan Jackson |
| 5 | D'Montre Wade |
| 6 | Marquez Sanford |
| 7 | Mark Dodson |
| 8 | Zach Shipley |
| 8 | Nate Embry |
| 9 | Lamont Crittendon |
| 12 | Mitch Stults |
| 13 | Quincy Williams |
| 13 | Brendan Bognar |
| 14 | Cameron Birse |
| 15 | Tyre Gray |
| 16 | Jordon Gandy |
| 17 | Isaiah Foster |
| 18 | Eli Oltean |
| 19 | Houston Hartz |
| 20 | Mareio McGraw |
| 21 | Zachary Wade |
| 22 | Dylan Boone |
| 23 | Marcus Meredith |
| 24 | Toby Omli |
| 25 | Marico Paige |
| 26 | Demetric Johnson |
| 27 | Greg Willard |
| 28 | Nick Collins |
| 29 | Sean Moore |
| 30 | Trae Gordon |
| 30 | Tyler Gray |
| 31 | Sean Rodriguez |
| 32 | Zuri Elrington |
| 33 | Ethon Felton |
| 34 | Nigel Walton |
| 35 | Drew Rutland |
| 36 | D'Vaughn Whitt |
| 37 | Landon Stratton |
| 38 | James Sappington |
| 39 | Andre Davis |
| 40 | Wes Drewery |
| 41 | Connor Mitchell |
| 42 | Jordan Tyler |
| 43 | John Welsh |
| 44 | Josh Malone |
| 45 | Derrick Shaw |
| 46 | Ernest Kenty |
| 47 | Robert Adams |
| 48 | Drake VanHooser |
| 49 | Chase Boling |
| 50 | Ryan Rainey |
| 53 | Nolan Nichols |
| 54 | Chris Stahl |
| 58 | Kwan Stallworth |
| 59 | Austin Hogancamp |
| 60 | Brant Newman |
| 61 | Dante Darcus |
| 62 | Nate Wilkinson |
| 66 | Tony Mays II |
| 68 | Leighton Colby |
| 69 | Chris White |
| 70 | Jace Bragg |
| 71 | Noah Banks |
| 73 | Micaheal Magochy |
| 74 | Steven Clemmons |
| 75 | Cam Carter |
| 77 | Ingram Tillard |
| 78 | Joe Irby |
| 79 | Keenan Lautner |
| 80 | Sterling Taylor |
| 81 | Caleb Sheffer |
| 82 | Sylvaughn Turner |
| 84 | Rajai Perkins |
| 85 | Jesse Blackburn |
| 86 | Jensen Feggins |
| 87 | Hector Garcia |
| 89 | Jonathan Moss |
| 90 | Dee Nalls |
| 91 | Bishop Woods |
| 92 | Quindarius Coles |
| 93 | Wyatt Dawson |
| 94 | Silas Owens |
| 95 | Troy-Wayne Quinn |
| 96 | Griffin Martin |
| 97 | Ryan Duvall |
| 98 | Korey Tillman |
| 99 | Rashad Johnson |

MURRAY ST. RACERS (0-2) VS. SOUTHERN ILL. SALUKIS (1-1)



Carbondale, Ill.; Saluki Stadium
 Saturday, Sept. 17, 2016; 6 p.m.
 Web Stream: WatchESPN.com
 Live Audio: Froggy 103.7 FM
 (PxP - Neal Bradley; Color - Dave Winder)



MURRAY STATE PROBABLE STARTERS

OFFENSE

| | | |
|----|----|------------------|
| QB | 2 | KD Humphries |
| F | 26 | Demetric Johnson |
| X | 16 | Jordon Gandy |
| H | 1 | Malik Golson |
| Y | 85 | Jesse Blackburn |
| Z | 3 | L.J. Gainey |
| LT | 78 | Joe Irby |
| LG | 51 | Ryan Rainey |
| C | 60 | Brant Newman |
| RG | 69 | Chris White |
| RT | 71 | Noah Banks |

DEFENSE

| | | |
|-------|----|-------------------|
| STUD | 32 | Zuri Elrington |
| DT | 91 | Bishop Woods |
| NOSE | 54 | Chris Stahl |
| END | 94 | Silas Owens |
| MIKE | 9 | Lamont Crittendon |
| WILL | 13 | Quincy Williams |
| SLASH | 21 | Zach Wade |
| FS | 22 | Dylan Boone |
| JACK | 24 | Toby Omli |
| CB | 5 | D'Montre Wade |
| CB | 6 | Marquez Sanford |

2016 OVC STANDINGS

| Team | OVC | Overall |
|-----------------------|------------|------------|
| Tennessee Tech | 1-0 | 1-1 |
| Tennessee State | 0-0 | 2-0 |
| #4 Jacksonville State | 0-0 | 1-1 |
| Eastern Illinois | 0-0 | 1-1 |
| Eastern Kentucky | 0-0 | 1-1 |
| Murray State | 0-0 | 0-2 |
| Southeast Missouri | 0-0 | 0-2 |
| UT Martin | 0-0 | 0-2 |
| Austin Peay | 0-1 | 0-2 |

Standings as of Sept. 11

2016 SCHEDULE

| Date | Opponent | Time/Result | Location |
|----------------|--------------------------|---------------|-------------------------|
| Sep. 3 | Illinois | L 3-52 | Champaign, Ill. |
| Sep. 10 | MISSOURI ST.% | L 22-28 | Stewart Stadium |
| Sep. 17 | Southern Illinois | 6 p.m. | Carbondale, Ill. |
| Sep. 24 | SOUTHEAST MISSOURI*^ | 6 p.m. | Stewart Stadium |
| Oct. 1 | Austin Peay* | 4 p.m. | Clarksville, Tenn. |
| Oct. 15 | UT MARTIN* | 6 p.m. | Stewart Stadium |
| Oct. 22 | Eastern illinois* | 1 p.m. | Charleston, Ill. |
| Oct. 29 | TENNESSEE STATE*& | 3 p.m. | Stewart Stadium |
| Nov. 5 | Eastern Kentucky* | TBA | Richmond, Ky. |
| Nov. 12 | JACKSONVILLE STATE* | 1 p.m. | Stewart Stadium |
| Nov. 19 | Tennessee Tech* | 1:30 p.m. | Cookeville, Tenn. |
| Nov. 26 | FCS Playoffs - 1st Rd. | TBA | TBD |

Home Games In ALL CAPS *OVC Contest %Senior Night

^Family Weekend &Homecoming

2016 RECORD BREAKDOWN

| | Record | Home | Away | OT |
|----------------|--------|------|------|-----|
| Overall | 0-1 | 0-2 | 0-1 | 0-0 |
| OVC | 0-0 | 0-0 | 0-0 | 0-0 |

SEASON STREAKS

Overall: L2 Home: L1 Away: L1 OT: ---

OVERALL STREAKS

Overall: L4 Home: L3 Away: L2 OT: L1

WEEKLY SCHEDULE

| SUNDAY - 11 | MONDAY - 12 | TUESDAY - 13 | WEDNESDAY - 14 | THURSDAY - 15 | FRIDAY - 16 | SATURDAY - 17 |
|-----------------|--|--|--|--|-----------------|---|
| No Practice | No Practice | Practice 3:55 p.m. | Practice 3:55 p.m. | Practice 3:55 p.m. | Practice TBA | Southern Ill. Carbondale, Ill. 6 p.m. |
| No availability | Stewart & Players Press Conference 12 p.m. | Stewart & Players Available By Request | Stewart & Players Available After Practice | Coach Stewart Available By Request | No availability | Players & Coaches Available Post-Game |

UNIVERSITY FACTS

Nickname: Racers
Location: Murray, Ky.
Established: 1922
Enrollment: 10,998
Conference/Affiliation: Ohio Valley/NCAA Division I - FCS
Colors: Navy & Gold (PMS 289 & 123)
President: Dr. Robert O. Davies
Director of Athletics: Allen Ward

FOOTBALL INFORMATION

Offensive Formation: Spread
Defensive Formation: 4-2-5
2015 Overall Record: 3-8
2015 OVC Record/Standing: 2-7/7th
Offensive Starters Returning/Lost: 6/5
Defensive Starters Returning/Lost: 6/5
First Varsity Season: 1924
Seasons/Winning Seasons: 86/47
Overall Record: 471-420-36 (.527)
OVC Record: 218-233-9 (.484)
OVC Titles: 8 (1948, 1950, 1951, 1979, 1986, 1995, 1996, 2002)
NCAA Appearances: 5 (1979, 1986, 1995, 1996, 2002)

STADIUM INFORMATION

Stadium Name (First Year): Stewart Stadium (1973)
Playing Surface (Installed): FieldTurf (2015)
Capacity: 16,800
Largest Crowd: 16,600 (Oct. 31, 1981 vs. Eastern Ky.)
Record at Stewart Stadium: 153-80-2 (.655)

COACHING STAFF

Head Coach: Mitch Stewart (Valdosta St. '05)
Overall Record: 3-9 (.231)/2nd Season
Record at MSU: Same
Def.Coordinator/AHC/Safeties: Chris Boone (Southern Miss. '97)
Linebackers/Special Teams: Jake Johnson (Eastern Ky. '02)
Offensive Line/Run Game Coord.: Gordon Steele (Valdosta St. '10)
Wide Receiver: Casey Brockman (Murray St. '13)
Run Backs/Co-Run Game Coord.: Sean Dawkins (Troy '07)
Defensive Line: Kevin Park (Baylor '13)
Cornerbacks: Corico Wright (Clemson '12)
Dir. of Recruiting & Player Personnel: Steve Adams (Murray St. '13)
Strength & Conditioning: Craig Swieton (Springfield '03)
Defensive QC: Carson Hunter (Memphis '12)
Offensive QC: Drew Burnham
Special Teams QC: Garrett Schwettman (Western Ky. '16)
Defensive GA: Nick Knight (Kentucky Wesleyan '11)
Offensive GA: Harris Bivin (Murray St. '14)

DAILY MEDIA AVAILABILITY

Monday: **Mitch Stewart** and select players will be available at the media luncheon at 12 p.m. at the Racer Room inside Stewart Stadium.

Tuesday: Head Coach **Mitch Stewart**, assistant coaches and players will be available by appointment only.

Wednesday: Head Coach **Mitch Stewart**, assistant coaches and players will be available at the conclusion of practice.

Thursday: Head Coach **Mitch Stewart** will be available by appointment only before practice.

Friday and Sunday: No Availability.

Saturday: Post-game availability only. Members of the MSU Athletics Media Relations staff will escort media representatives to the appropriate areas following the conclusion of the game. The Murray State locker room, home and away, is closed to the media at all times.

Head Coach **Mitch Stewart** and selected Racer players will be brought to the designated interview area. At home games, that area is the Racer Room, located in Stewart Stadium (first floor).

At the midway point of the fourth quarter, interview requests will be collected.

For games in Murray, the opposing head coach will meet with the media inside the opponent interview room. A representative from the MSU Media Relations Office will be on hand to assist the media in finding this area. Interviews with the head coach and players from the visiting team will be based on the post-game policy of that institution.

PRACTICE PROCEDURES

Covering Practice: Practices are generally open to the media and public. Head coach Mitch Stewart reserves the right to close practice at any time.

Note: Player or coach interviews must not conflict with classes, meetings, training room treatments or other team obligations.

OVC COACHES TELECONFERENCE

During the regular season a weekly teleconference featuring the league's nine head coaches will be held every Tuesday morning at 9:55 a.m. CT, with MSU head coach Mitch Stewart speaking at 10:00 a.m. The first teleconference will take place on Tuesday, Aug. 30. For information on how to access the call, please contact Kyle Schwartz in the OVC Office at (615) 371-1698 or kschwartz@ovc.org.

2016 MURRAY STATE ROSTER - NUMERICAL

| No. | Player | Pos. | Ht. | Wt. | Yr. | Hometown (Previous School) |
|-----|-------------------|------|------|-----|-------|---|
| 1 | Malik Golson | WR | 5-9 | 180 | R-Sr. | San Diego, Calif. (Delaware St.) |
| 2 | KD Humphries | QB | 6-3 | 225 | R-Sr. | Montgomery, Ala. (Jefferson Davis HS) |
| 3 | L.J. Gainey | WR | 5-11 | 211 | Jr. | Snellville, Ga. (Fullerton Col.) |
| 4 | Jonathan Jackson | LB | 5-11 | 211 | Sr. | Mayfield, Ky. (Mayfield HS) |
| 5 | D'Montre Wade | DB | 6-0 | 192 | R-Jr. | Columbia, Tenn. (Brentwood Academy) |
| 6 | Marquez Sanford | DB | 5-11 | 170 | So. | Macon, Ga. (Westside HS) |
| 7 | Mark Dodson | RB | 5-10 | 198 | R-Jr. | Memphis, Tenn. (Ole Miss) |
| 8 | Zach Shipley | DB | 5-10 | 178 | R-Jr. | Shelbyville, Ky. (Shelby County HS) |
| 8 | Nate Embry | QB | 6-4 | 220 | Fr. | Madisonville, Ky. (North Hopkins HS) |
| 9 | Lamont Crittendon | LB | 5-10 | 235 | R-Jr. | Decatur, Ala. (Austin HS) |
| 12 | Mitch Stults | WR | 5-9 | 175 | Sr. | Hamilton, Ala. (Hamilton HS) |
| 13 | Brendan Bognar | QB | 6-6 | 225 | R-Fr. | St. Louis, Mo. (Lindenwood [MO]) |
| 13 | Quincy Williams | LB | 6-0 | 215 | R-So. | Birmingham, Ala. (Wenonah HS) |
| 14 | Cameron Birse | QB | 6-2 | 235 | R-Jr. | Danville, Calif. (Arkansas St.) |
| 15 | Tyre Gray | WR | 5-10 | 170 | Fr. | Alexander, Ala. (Benjamin Russell HS) |
| 16 | Jordon Gandy | WR | 6-4 | 210 | Jr. | Athens, Ala. (East Limestone HS) |
| 17 | Isaiah Foster | DB | 6-2 | 175 | Jr. | Pacoima, Calif. (College of the Canyons) |
| 18 | Eli Oltean | QB | 6-2 | 190 | Fr. | St. Joseph, Ill. (St. Joseph-Ogden HS) |
| 19 | Houston Hartz | QB | 6-2 | 195 | R-So. | Owensboro, Ky. (Owensboro Catholic HS) |
| 20 | Mareio McGraw | WR | 6-0 | 180 | Fr. | Nashville, Tenn. (Overton HS) |
| 21 | Zachary Wade | DB | 5-11 | 215 | R-Jr. | Newport Beach, Calif. (Saddleback CC) |
| 22 | Dylan Boone | DB | 5-11 | 193 | Jr. | Murray, Ky. (Murray HS) |
| 23 | Marcus Meredith | DB | 5-11 | 190 | R-Jr. | San Clemente, Calif. (Saddleback CC) |
| 24 | Toby Omli | DB | 6-0 | 200 | Sr. | Brookeville, Kan. (Butler CC) |
| 25 | Marico Paige | LB | 6-1 | 220 | Jr. | Wesson, Miss. (Copiah-Lincoln CC) |
| 26 | Demetric Johnson | RB | 6-0 | 185 | R-Jr. | South Pittsburg, Tenn. (South Pittsburg HS) |
| 27 | Greg Willard | DB | 5-9 | 170 | Jr. | Decatur, Ala. (Austin HS) |
| 28 | Nick Collins | WR | 5-7 | 185 | Fr. | Columbia, Mo. (Rock Bridge HS) |
| 29 | Sean Moore | DB | 5-10 | 170 | Fr. | Davie, Fla. (Western HS) |
| 30 | Trae Gordon | RB | 5-9 | 185 | So. | Louisville, Ky. (duPont Manual HS) |
| 30 | Tyler Gray | DB | 5-11 | 155 | Fr. | Columbia, Mo. (Battle HS) |
| 31 | Sean Rodriguez | LB | 6-0 | 210 | Jr. | Nickerson, Kan. (Butler CC) |
| 32 | Zuri Elrington | DL | 6-3 | 240 | Sr. | Los Angeles, Calif. (West Los Angeles) |
| 33 | Ethon Felton | RB | 6-0 | 217 | R-So. | Muscle Shoals, Ala. (Muscle Shoals HS) |
| 34 | Nigel Walton | DB | 6-0 | 170 | Fr. | Atlanta, Ga. (Carver HS) |
| 35 | Drew Rutland | WR | 6-5 | 215 | So. | Memphis, Tenn. (First Assembly Christian) |
| 36 | D'Vaughn Whitt | DB | 5-10 | 170 | Fr. | Clarksville, Tenn. (Clarksville HS) |
| 37 | Landon Stratton | P | 6-0 | 180 | R-So. | Russellville, Ky. (Logan County HS) |
| 38 | James Sappington | K/P | 6-5 | 220 | Fr. | Peculiar, Mo. (Raymore-Peculiar HS) |
| 39 | Andre Davis | DB | 5-11 | 175 | Fr. | Lexington, Ky. (Bryant Station HS) |
| 40 | Wes Drewery | LS | 6-3 | 230 | R-So. | Franklin, Tenn. (UAB) |
| 41 | Connor Mitchell | K | 6-2 | 200 | R-Sr. | Franklin, Tenn. (Battle Ground Academy) |
| 42 | Jordan Tyler | LB | 6-0 | 221 | R-So. | Paducah, Ky. (Western Ky.) |
| 43 | John Welsh | DB | 5-10 | 168 | R-So. | Paducah, Ky. (McCracken County HS) |
| 44 | Josh Malone | DB | 5-11 | 185 | Fr. | Memphis, Tenn. (Ridgeway HS) |
| 45 | Derrick Shaw | LB | 6-1 | 240 | Fr. | Alabaster, Ala. (Thompson HS) |
| 46 | Ernest Kenty | DB | 6-2 | 205 | Fr. | Birmingham, Ala. (Ramsay HS) |
| 47 | Robert Adams | LB | 6-2 | 235 | Fr. | Tuscaloosa, Ala. (Northridge HS) |
| 48 | Drake VanHooser | RB | 6-0 | 240 | R-Fr. | Princeton, Ky. (Caldwell County HS) |
| 49 | Chase Boling | LB | 6-2 | 235 | So. | Lexington, Ky. (Lexington Catholic HS) |
| 50 | Paris Wilson | LB | 6-2 | 215 | Fr. | Memphis, Tenn. (Melrose HS) |
| 51 | Ryan Rainey | OL | 6-1 | 295 | R-Jr. | Saucier, Miss. (Harrison Central HS) |
| 53 | Nolan Nichols | LB | 5-11 | 215 | R-So. | Benton, Ky. (Marshall County HS) |
| 54 | Chris Stahl | DL | 6-2 | 285 | Fr. | St. Louis, Mo. (St. Louis University HS) |
| 58 | Kwan Stallworth | OL | 6-4 | 295 | So. | Lithonia, Ga. (Martin Luther King, Jr. HS) |
| 59 | Austin Hogancamp | OL | 6-3 | 250 | Fr. | North Sutton, N.H. (Kearsarge HS) |
| 60 | Brant Newman | OL | 6-2 | 286 | R-Fr. | Germantown, Tenn. (Memphis University HS) |

2016 MURRAY STATE ROSTER - NUMERICAL

| No. | Player | Pos. | Ht. | Wt. | Yr. | Hometown (Previous School) |
|-----|------------------|-------|------|-----|-------|--|
| 61 | Dante Darcus | OL | 6-1 | 265 | R-Fr. | Murray, Ky. (Lindsey Wilson) |
| 62 | Nate Wilkinson | OL | 6-3 | 290 | Fr. | Franklin, Tenn. (Centennial HS) |
| 66 | Tony Mays II | OL | 6-4 | 305 | R-Sr. | Memphis, Tenn. (Memphis) |
| 68 | Leighton Colby | OL | 6-1 | 255 | R-Fr. | Murfreesboro, Tenn. (Blackman HS) |
| 69 | Chris White | OL | 6-3 | 310 | So. | Daphne, Ala. (Daphne HS) |
| 70 | Jace Bragg | OL | 6-3 | 275 | R-Fr. | Baton Rouge, La. (Central HS) |
| 71 | Noah Banks | OL | 6-6 | 310 | R-Fr. | Pensacola, Fla. (West Florida HS) |
| 73 | Michael Magochy | DL | 6-4 | 220 | Fr. | Franklin, Tenn. (Page HS) |
| 74 | Steven Clemmons | OL | 6-4 | 295 | Fr. | Lewisburg, Tenn. (Marshall County HS) |
| 75 | Cam Carter | OL | 6-6 | 280 | Fr. | Adamsville, Ala. (Minor HS) |
| 77 | Ingram Tillard | OL | 6-5 | 330 | Jr. | Germantown, Tenn. (UAB) |
| 78 | Joe Irby | OL | 6-4 | 297 | Jr. | Nashville, Tenn. (Franklin Road Academy) |
| 79 | Keenan Lautner | P | 5-11 | 185 | Fr. | Lynville, Ind. (Tecumseh HS) |
| 80 | Sterling Taylor | WR | 6-0 | 190 | R-Jr. | Morrow, Ga. (Contra Costa HS) |
| 81 | Caleb Sheffer | WR | 6-4 | 200 | R-Fr. | Hodgenville, Ky. (Western Ky.) |
| 82 | Sylvaughn Turner | WR | 6-2 | 170 | Fr. | Athens, Ala. (East Limestone HS) |
| 84 | Rajai Perkins | WR | 6-0 | 187 | Fr. | St. Louis, Mo. (Hazlewood East HS) |
| 85 | Jesse Blackburn | WR | 6-3 | 240 | Sr. | Gardendale, Ala. (Gardendale HS) |
| 86 | Jensen Feggins | WR | 6-2 | 200 | R-Fr. | Bowling Green, Ky. (Warren Central HS) |
| 87 | Hector Garcia | K | 6-1 | 215 | R-Fr. | Sedalia, Ky. (Graves County HS) |
| 89 | Jonathan Moss | WR | 6-0 | 165 | Fr. | Madison, Ala. (Bob Jones HS) |
| 90 | Dee Nalls | DL | 6-4 | 305 | Fr. | Fayette, Ala. (Fayette County HS) |
| 91 | Bishop Woods | DL | 6-2 | 253 | Jr. | Atlanta, Ga. (Peachtree Ridge HS) |
| 92 | Quindarius Coles | DL | 6-4 | 250 | Fr. | Bessemer, Ala. (McAdory HS) |
| 93 | Wyatt Dawson | OL | 5-11 | 266 | R-Fr. | Duck, W.Va. (Clay County HS) |
| 94 | Silas Owens | DL | 6-4 | 240 | So. | New Market, Ala. (Buckhorn HS) |
| 95 | Troy-Wayne Quinn | DL | 6-1 | 245 | Jr. | Prattville, Ala. (Harrison Central HS) |
| 96 | Griffin Martin | DL | 6-2 | 250 | R-Fr. | Elba, Ala. (Elba HS) |
| 97 | Ryan Duvall | LB/DL | 6-5 | 225 | R-So. | Owensboro, Ky. (Western Ky.) |
| 98 | Korey Tillman | DL | 6-2 | 270 | Fr. | Murfreesboro, Tenn. (Blackman HS) |
| 99 | Rashad Johnson | DL | 6-1 | 270 | So. | Barnesville, Ga. (Lamar County HS) |

Head Coach/Quarterbacks: Mitch Stewart (Valdosta St., 2005), 2nd Season as HC, 7th Overall
Defensive Coordinator/Asst. Head Coach/Secondary: Chris Boone (Southern Miss., 1997), 2nd Season
Linebackers/Special Teams Coordinator: Jake Johnson (Eastern Ky., 2002), 1st Season
Offensive Line/Run Game Coordinator: Gordon Steele (Valdosta St., 2010), 3rd Season
Wide Receivers: Casey Brockman (Murray St., 2013), 3rd Season
Running Backs/Co-Run Game Coordinator: Sean Dawkins (Troy, 2007), 5th Season
Defensive Line: Kevin Park (Baylor, 2013), 1st Season
Cornerbacks: Corico Wright (Clemson, 2012), 1st Season
Dir. of Recruiting & Player Personnel: Steve Adams (Murray St., 2013), 7th Season
Strength & Conditioning: Craig Swieton (Springfield, 2003), 6th Season
Defensive Quality Control: Carson Hunter (Memphis, 2012), 1st Season
Offensive Quality Control: Drew Burnham, 2nd Season
Special Teams Quality Control: Garrett Schwettman, (Western Ky., 2016), 1st Season
Defensive Graduate Assistant: Nick Knight (Kentucky Wesleyan, 2011), 1st Season
Offensive Graduate Assistant: Harris Bivin, (Murray St., 2014), 1st Season

PRONUNCIATION GUIDE

| | | | |
|------------------|--------------|----------------|--------------|
| ZURI Elrington | ZUR-EE | RAJAI Perkins | RAH-JAY |
| MALIK Golson | MUH-LEEK | Chris STAHL | STALL |
| TRAE Gordon | TRAY | D'MONTRE Wade | DUH-MON-TRAY |
| TYRE Gray | TIE-REE | D'VAUGHN Whitt | DUH-VAUGHN |
| DEMETRIC Johnson | DUH-ME-TRICK | CORICO Wright | CUH-RICO |
| Michael MAGOCHY | MUH-GO-CHEE | Craig SWIETON | SWEET-UHN |
| MAREIO McGraw | MARIO | | |
| Toby OMLI | AHM-LEE | | |

2016 MURRAY STATE ROSTER - ALPHABETICAL

| No. | Player | Pos. | Ht. | Wt. | Yr. | Hometown (Previous School) |
|-----|-------------------|------|------|-----|-------|---|
| 47 | Robert Adams | LB | 6-2 | 235 | Fr. | Tuscaloosa, Ala. (Northridge HS) |
| 71 | Noah Banks | OL | 6-6 | 310 | R-Fr. | Pensacola, Fla. (West Florida HS) |
| 14 | Cameron Birse | QB | 6-2 | 235 | R-Jr. | Danville, Calif. (Arkansas St.) |
| 85 | Jesse Blackburn | WR | 6-3 | 240 | Sr. | Gardendale, Ala. (Gardendale HS) |
| 13 | Brendan Bognar | QB | 6-6 | 225 | R-Fr. | St. Louis, Mo. (Lindenwood [MO]) |
| 49 | Chase Boling | LB | 6-2 | 235 | So. | Lexington, Ky. (Lexington Catholic HS) |
| 22 | Dylan Boone | DB | 5-11 | 193 | Jr. | Murray, Ky. (Murray HS) |
| 70 | Jace Bragg | OL | 6-3 | 275 | R-Fr. | Baton Rouge, La. (Central HS) |
| 75 | Cam Carter | OL | 6-6 | 280 | Fr. | Adamsville, Ala. (Minor HS) |
| 74 | Steven Clemmons | OL | 6-4 | 295 | Fr. | Lewisburg, Tenn. (Marshall County HS) |
| 68 | Leighton Colby | OL | 6-1 | 255 | R-Fr. | Murfreesboro, Tenn. (Blackman HS) |
| 92 | Quindarius Coles | DL | 6-4 | 250 | Fr. | Bessemer, Ala. (McAdory HS) |
| 28 | Nick Collins | WR | 5-7 | 185 | Fr. | Columbia, Mo. (Rock Bridge HS) |
| 9 | Lamont Crittendon | LB | 5-10 | 235 | R-Jr. | Decatur, Ala. (Austin HS) |
| 61 | Dante Darcus | OL | 6-1 | 275 | R-So. | Murray, Ky. (Lindsey Wilson) |
| 39 | Andre Davis | DB | 5-11 | 175 | Fr. | Lexington, Ky. (Bryant Station HS) |
| 93 | Wyatt Dawson | OL | 5-11 | 266 | R-Fr. | Duck, W.Va. (Clay County HS) |
| 7 | Mark Dodson | RB | 5-10 | 198 | R-Jr. | Memphis, Tenn. (Ole Miss) |
| 40 | Wes Drewery | LS | 6-3 | 230 | R-So. | Franklin, Tenn. (UAB) |
| 97 | Ryan Duvall | DL | 6-5 | 225 | R-So. | Owensboro, Ky. (Western Ky.) |
| 32 | Zuri Elrington | DL | 6-3 | 240 | Sr. | Los Angeles, Calif. (West Los Angeles) |
| 8 | Nate Embry | QB | 6-4 | 220 | Fr. | Madisonville, Ky. (North Hopkins HS) |
| 86 | Jensen Feggins | WR | 6-2 | 200 | R-Fr. | Bowling Green, Ky. (Warren Central HS) |
| 33 | Ethon Felton | RB | 6-0 | 217 | R-So. | Muscle Shoals, Ala. (Muscle Shoals HS) |
| 29 | Isaiah Foster | DB | 6-2 | 175 | Jr. | Pacoima, Calif. (College of the Canyons) |
| 3 | L.J. Gainey | WR | 5-11 | 211 | Jr. | Snellville, Ga. (Fullerton Col.) |
| 16 | Jordon Gandy | WR | 6-4 | 210 | Jr. | Athens, Ala. (East Limestone HS) |
| 87 | Hector Garcia | K | 6-1 | 215 | R-Fr. | Sedalia, Ky. (Graves County HS) |
| 1 | Malik Golson | WR | 5-9 | 180 | R-Sr. | San Diego, Calif. (Delaware St.) |
| 30 | Trae Gordon | RB | 5-9 | 185 | So. | Louisville, Ky. (duPont Manual HS) |
| 30 | Tyler Gray | DB | 5-11 | 155 | Fr. | Columbia, Mo. (Battle HS) |
| 15 | Tyre Gray | WR | 5-10 | 170 | Fr. | Alexander, Ala. (Benjamin Russell HS) |
| 19 | Houston Hartz | QB | 6-2 | 195 | R-So. | Owensboro, Ky. (Owensboro Catholic HS) |
| 59 | Austin Hogancamp | OL | 6-3 | 250 | Fr. | North Sutton, N.H. (Kearsarge HS) |
| 2 | KD Humphries | QB | 6-3 | 225 | R-Sr. | Montgomery, Ala. (Jefferson Davis HS) |
| 78 | Joe Irby | OL | 6-4 | 297 | Jr. | Nashville, Tenn. (Franklin Road Academy) |
| 4 | Jonathan Jackson | LB | 5-11 | 211 | Sr. | Mayfield, Ky. (Mayfield HS) |
| 26 | Demetric Johnson | RB | 6-0 | 185 | R-Jr. | South Pittsburg, Tenn. (South Pittsburg HS) |
| 99 | Rashad Johnson | DL | 6-1 | 270 | So. | Barnesville, Ga. (Lamar County HS) |
| 46 | Ernest Kenty | DB | 6-2 | 205 | Fr. | Birmingham, Ala. (Ramsay HS) |
| 79 | Keenan Lautner | P | 5-11 | 185 | Fr. | Lynville, Ind. (Tecumseh HS) |
| 73 | Michael Magochy | DL | 6-4 | 220 | Fr. | Franklin, Tenn. (Page HS) |
| 44 | Josh Malone | DB | 5-11 | 185 | Fr. | Memphis, Tenn. (Ridgeway HS) |
| 96 | Griffin Martin | DL | 6-2 | 250 | R-Fr. | Elba, Ala. (Elba HS) |
| 66 | Tony Mays II | OL | 6-4 | 305 | R-Sr. | Memphis, Tenn. (Memphis) |
| 20 | Mareio McGraw | WR | 6-0 | 180 | Fr. | Nashville, Tenn. (Overton HS) |
| 23 | Marcus Meredith | DB | 5-11 | 190 | R-Jr. | San Clemente, Calif. (Saddleback CC) |
| 41 | Connor Mitchell | K | 6-2 | 200 | R-Sr. | Franklin, Tenn. (Battle Ground Academy) |
| 29 | Sean Moore | DB | 5-10 | 170 | Fr. | Davie, Fla. (Western HS) |
| 89 | Jonathan Moss | WR | 6-0 | 165 | Fr. | Madison, Ala. (Bob Jones HS) |
| 90 | Dee Nalls | DL | 6-4 | 305 | Fr. | Fayette, Ala. (Fayette County HS) |
| 60 | Brant Newman | OL | 6-2 | 286 | R-Fr. | Germantown, Tenn. (Memphis University HS) |
| 53 | Nolan Nichols | LB | 5-11 | 215 | R-So. | Benton, Ky. (Marshall County HS) |
| 18 | Eli Oltean | QB | 6-2 | 190 | Fr. | St. Joseph, Ill. (St. Joseph-Ogden HS) |
| 24 | Toby Omli | DB | 6-0 | 200 | Sr. | Brookeville, Kan. (Butler CC) |
| 94 | Silas Owens | DL | 6-4 | 240 | So. | New Market, Ala. (Buckhorn HS) |
| 25 | Marico Paige | LB | 6-1 | 220 | Jr. | Wesson, Miss. (Copiah-Lincoln CC) |

2016 MURRAY STATE ROSTER - ALPHABETICAL

| No. | Player | Pos. | Ht. | Wt. | Yr. | Hometown (Previous School) |
|-----|------------------|------|------|-----|-------|--|
| 84 | Rajai Perkins | WR | 6-0 | 187 | Fr. | St. Louis, Mo. (Hazlewood East HS) |
| 95 | Troy-Wayne Quinn | DL | 6-1 | 245 | Jr. | Prattville, Ala. (Harrison Central HS) |
| 51 | Ryan Rainey | OL | 6-1 | 295 | R-Jr. | Saucier, Miss. (Harrison Central HS) |
| 31 | Sean Rodriguez | LB | 6-0 | 210 | Jr. | Nickerson, Kan. (Butler CC) |
| 35 | Drew Rutland | WR | 6-5 | 215 | So. | Memphis, Tenn. (First Assembly Christian) |
| 6 | Marquez Sanford | DB | 5-11 | 170 | So. | Macon, Ga. (Westside HS) |
| 38 | James Sappington | K/P | 6-5 | 220 | Fr. | Peculiar, Mo. (Raymore-Peculiar HS) |
| 45 | Derrick Shaw | LB | 6-1 | 240 | Fr. | Alabaster, Ala. (Thompson HS) |
| 81 | Caleb Sheffer | WR | 6-4 | 200 | R-Fr. | Hodgenville, Ky. (Western Ky.) |
| 8 | Zach Shipley | DB | 5-10 | 178 | R-Jr. | Shelbyville, Ky. (Shelby County HS) |
| 54 | Chris Stahl | DL | 6-2 | 285 | Fr. | St. Louis, Mo. (St. Louis University HS) |
| 58 | Kwan Stallworth | OL | 6-4 | 295 | So. | Lithonia, Ga. (Martin Luther King, Jr. HS) |
| 37 | Landon Stratton | P | 6-0 | 180 | R-So. | Russellville, Ky. (Logan County HS) |
| 12 | Mitch Stults | WR | 5-9 | 175 | Sr. | Hamilton, Ala. (Hamilton HS) |
| 80 | Sterling Taylor | WR | 6-0 | 190 | R-Jr. | Morrow, Ga. (Contra Costa HS) |
| 77 | Ingram Tillard | OL | 6-5 | 330 | Jr. | Germantown, Tenn. (UAB) |
| 98 | Korey Tillman | DL | 6-2 | 270 | Fr. | Murfreesboro, Tenn. (Blackman HS) |
| 82 | Sylvaughn Turner | WR | 6-2 | 170 | Fr. | Athens, Ala. (East Limestone HS) |
| 42 | Jordan Tyler | LB | 6-0 | 221 | R-So. | Paducah, Ky. (Western Ky.) |
| 72 | Drake VanHooser | RB | 6-0 | 240 | R-Fr. | Princeton, Ky. (Caldwell County HS) |
| 5 | D'Montre Wade | DB | 6-0 | 192 | R-Jr. | Columbia, Tenn. (Brentwood Academy) |
| 21 | Zachary Wade | DB | 5-11 | 215 | R-Jr. | Newport Beach, Calif. (Saddleback CC) |
| 34 | Nigel Walton | DB | 6-0 | 170 | Fr. | Atlanta, Ga. (Carver HS) |
| 43 | John Welsh | DB | 5-10 | 168 | R-So. | Paducah, Ky. (McCracken County HS) |
| 69 | Chris White | OL | 6-3 | 310 | So. | Daphne, Ala. (Daphne HS) |
| 36 | D'Vaughn Whitt | DB | 5-10 | 170 | Fr. | Clarksville, Tenn. (Clarksville HS) |
| 62 | Nate Wilkinson | OL | 6-3 | 290 | Fr. | Franklin, Tenn. (Centennial HS) |
| 27 | Greg Willard | DB | 5-9 | 170 | Jr. | Decatur, Ala. (Austin HS) |
| 13 | Quincy Williams | LB | 6-0 | 215 | R-So. | Birmingham, Ala. (Wenonah HS) |
| 50 | Paris Wilson | LB | 6-2 | 215 | Fr. | Memphis, Tenn. (Melrose HS) |
| 91 | Bishop Woods | DL | 6-2 | 253 | Jr. | Atlanta, Ga. (Peachtree Ridge HS) |

Head Coach/Quarterbacks: Mitch Stewart (Valdosta St., 2005), 2nd Season as HC, 7th Overall

Defensive Coordinator/Asst. Head Coach/Secondary: Chris Boone (Southern Miss., 1997), 2nd Season

Linebackers/Special Teams Coordinator: Jake Johnson (Eastern Ky., 2002), 1st Season

Offensive Line/Run Game Coordinator: Gordon Steele (Valdosta St., 2010), 3rd Season

Wide Receivers: Casey Brockman (Murray St., 2013), 3rd Season

Running Backs/Co-Run Game Coordinator: Sean Dawkins (Troy, 2007), 5th Season

Defensive Line: Kevin Park (Baylor, 2013), 1st Season

Cornerbacks: Corico Wright (Clemson, 2012), 1st Season

Dir. of Recruiting & Player Personnel: Steve Adams (Murray St., 2013), 7th Season

Strength & Conditioning: Craig Swieton (Springfield, 2003), 6th Season

Defensive Quality Control: Carson Hunter (Memphis, 2012), 1st Season

Offensive Quality Control: Drew Burnham, 2nd Season

Special Teams Quality Control: Garrett Schwettman, (Western Ky., 2016), 1st Season

Defensive Graduate Assistant: Nick Knight (Kentucky Wesleyan, 2011), 1st Season

Offensive Graduate Assistant: Harris Bivin, (Murray St., 2014), 1st Season

PRONUNCIATION GUIDE

ZURI Elrington _____ ZUR-EE
 MALIK Golson _____ MUH-LEEK
 TRAE Gordon _____ TRAY
 TYRE Gray _____ TIE-REE
 DEMETRIC Johnson _____ DUH-ME-TRICK
 Michael MAGOCHY _____ MUH-GO-CHEE
 MAREIO McGraw _____ MARIO
 Toby OMLI _____ AHM-LEE

RAJAI Perkins _____ RAH-JAY
 Chris STAHL _____ STALL
 D'MONTRE Wade _____ DUH-MON-TRAY
 D'VAUGHN Whitt _____ DUH-VAUGHN
 CORICO Wright _____ CUH-RICO
 Craig SWIETON _____ SWEET-UHN

2016 MURRAY STATE ROSTER BREAKDOWN BY STATE

ALABAMA (21)

Cam Carter
Derrick Shaw
Tyre Gray
Jordan Gandy
Sylvaughn Turner
Quindarius Coles
Ernest Kenty
Quincy Williams
Chris White
Lamont Crittendon
Greg Willard
Griffin Martin
Dee Nalls
Jesse Blackburn
Mitch Stults
Jonathan Moss
KD Humphries
Ethon Felton
Silas Owens
Troy-Wayne Quinn
Robert Adams

Hometown

Adamsville
Alabaster
Alexander City
Athens
Bessmer
Birmingham
Birmingham
Daphne
Decatur
Decatur
Elba
Fayette
Gardendale
Hamilton
Madison
Montgomery
Muscle Shoals
New Market
Prattville
Tuscaloosa



CALIFORNIA (5)

Zuri Elrington
Zach Wade
Isaiah Foster
Marcus Meredith
Malik Golson

Hometown

Los Angeles
Newport Beach
Pacoima
San Clemente
San Diego

FLORIDA (2)

Sean Moore
Noah Banks

Hometown

Davie
Pensacola

GEORGIA (7)

Nigel Walton
Bishop Woods
Rashad Johnson
Kwan Stallworth
Marquez Sanford
Sterling Taylor
L.J. Gaaney

Hometown

Atlanta
Atlanta
Barnesville
Lithonia
Macon
Morrow
Snellville

ILLINOIS (1)

Eli Oltean

Hometown

St. Joseph

INDIANA (1)

Keenan Lautner

Hometown

Lynnville

KANSAS (2)

Toby Omli
Sean Rodriguez

Hometown

Brookville
Nickerson

KENTUCKY (18)

Nolan Nichols
Jensen Feggins
Caleb Sheffer
Chase Boling
Andre Davis
Trae Gordon
Nate Embry
Jonathan Jackson
Dylan Boone
Dante Darcus
Ryan Duvall
Houston Hartz
Jordan Tyler
John Welsh
Drake VanHooser
Landon Stratton
Hector Garcia
Zach Shipley

Hometown

Benton
Bowling Green
Hodgenville
Lexington
Lexington
Louisville
Madisonville
Mayfield
Murray
Murray
Owensboro
Owensboro
Paducah
Paducah
Princeton
Russellville
Sedalia
Shelbyville

TENNESSEE (18)

D'Vaughn Whitt
D'Montre Wade
Ingram Tillard
Wes Drewery
Michael Magochy
Connor Mitchell
Nate Wilkinson
Brant Newman
Steven Clemmons
Mark Dodson
Tony Mays
Josh Malone
Drew Rutland
Paris Wilson
Leighton Colby
Joe Irby
Mareio McGraw
Demetric Johnson

Hometown

Clarksville
Columbia
Germantown
Franklin
Franklin
Franklin
Franklin
Germantown
Lewisburg
Memphis
Memphis
Memphis
Memphis
Memphis
Murfreesboro
Nashville
Nashville
South Pittsburg

LOUISIANA (2)

Jace Bragg
Korey Tillman

Hometown

Baton Rouge
New Orleans

MISSISSIPPI (3)

Ryan Rainey
Marico Paige
DeQuinten Spraggins

Hometown

Saucier
Wesson
West Point

MISSOURI (6)

Nick Collins
Tyler Gray
James Sappington
Brendan Bogner
Rajai Perkins
Chris Stahl

Hometown

Columbia
Columbia
Peculiar
St. Louis
St. Louis
St. Louis

NEW HAMPSHIRE (1)

Austin Hogancamp

Hometown

North Sutton

2016 MURRAY STATE ROSTER BREAKDOWN BY POSITION

OFFENSE

OFFENSIVE LINE (16)

| No. | Name | Class |
|-----|------------------|-------|
| 51 | Ryan Rainey | R-Jr. |
| 58 | Kwan Stallworth | Fr. |
| 59 | Austin Hogancamp | Fr. |
| 60 | Brant Newman | So. |
| 61 | Dante Darcus | R-Fr. |
| 62 | Nate Wilkinson | Fr. |
| 66 | Tony Mays | R-Sr. |
| 68 | Leighton Colby | R-Fr. |
| 69 | Chris White | So. |
| 70 | Jace Bragg | R-Fr. |
| 71 | Noah Banks | R-Fr. |
| 74 | Steven Clemmons | Fr. |
| 75 | Cam Carter | Fr. |
| 77 | Ingram Tillard | Jr. |
| 78 | Joe Irby | Jr. |
| 93 | Wyatt Dawson | R-Fr. |

QUARTERBACKS (6)

| No. | Name | Class |
|-----|----------------|-------|
| 2 | KD Humphries | R-Sr. |
| 8 | Nate Embry | Fr. |
| 13 | Brendan Bognar | R-Fr. |
| 14 | Cameron Birse | R-Jr. |
| 18 | Eli Oltean | Fr. |
| 19 | Houston Hartz | R-So. |

RUNNING BACKS (5)

| No. | Name | Class |
|-----|------------------|-------|
| 7 | Mark Dodson | R-Jr. |
| 26 | Demetric Johnson | R-Jr. |
| 30 | Trae Gordon | So. |
| 33 | Ethon Felton | R-So. |
| 48 | Drake Van Hooser | R-Fr. |

WIDE RECEIVERS (15)

| No. | Name | Class |
|-----|------------------|-------|
| 1 | Malik Golson | R-Sr. |
| 3 | L.J. Gainey | Jr. |
| 12 | Mitch Stults | Sr. |
| 15 | Tyre Gray | Fr. |
| 16 | Jordon Gandy | Jr. |
| 20 | Mareio McGraw | Fr. |
| 28 | Nick Collins | Fr. |
| 35 | Drew Rutland | So. |
| 80 | Sterling Taylor | R-Jr. |
| 81 | Caleb Sheffer | R-Fr. |
| 82 | Sylvaughn Turner | Fr. |
| 84 | Rajai Perkins | Fr. |
| 85 | Jesse Blackburn | Sr. |
| 86 | Jensen Feggins | R-Fr. |
| 89 | Jonathan Moss | Fr. |

DEFENSE

DEFENSIVE BACKS (17)

| No. | Name | Class |
|-----|-----------------|-------|
| 5 | D'Montre Wade | R-Jr. |
| 6 | Marquez Sanford | So. |
| 8 | Zach Shipley | R-Jr. |
| 17 | Isaiah Foster | Jr. |
| 21 | Zachary Wade | R-Jr. |
| 22 | Dylan Boone | So. |
| 23 | Marcus Meredith | R-Jr. |
| 24 | Toby Omli | Sr. |
| 27 | Greg Willard | Jr. |
| 29 | Sean Moore | Fr. |
| 30 | Tyler Gray | Fr. |
| 34 | Nigel Walton | Fr. |
| 36 | D'Vaughn Whitt | Fr. |
| 39 | Andre Davis | Fr. |
| 43 | John Welsh | R-So. |
| 44 | Josh Malone | Fr. |
| 46 | Ernest Kenty | Fr. |

DEFENSIVE LINE (12)

| No. | Name | Class |
|-----|------------------|-------|
| 32 | Zuri Elrington | Jr. |
| 54 | Chris Stahl | Fr. |
| 73 | Michael Magochy | Fr. |
| 90 | Dee Nalls | Fr. |
| 91 | Bishop Woods | Jr. |
| 92 | Quindarius Coles | Fr. |
| 94 | Silas Owens | So. |
| 95 | Trou-Wayne Quinn | Jr. |
| 96 | Griffin Martin | Fr. |
| 97 | Ryan Duvall | R-So. |
| 98 | Korey Tillman | Fr. |
| 99 | Rashad Johnson | So. |

LINEBACKERS (11)

| #No. | Name | Class |
|------|-------------------|-------|
| 4 | Jonathan Jackson | Sr. |
| 9 | Lamont Crittendon | R-Jr. |
| 13 | Quincy Williams | R-Jr. |
| 25 | Marico Paige | Jr. |
| 31 | Sean Rodriguez | Jr. |
| 42 | Jordan Tyler | R-So. |
| 45 | Derrick Shaw | Fr. |
| 47 | Robert Adams | Fr. |
| 49 | Chase Boling | Fr. |
| 50 | Paris Wilson | Fr. |
| 53 | Nolan Nichols | R-So. |

SPECIAL TEAMS

KICKERS (3)

| No. | Name | Class |
|-----|------------------|-------|
| 38 | James Sappington | Fr. |
| 41 | Connor Mitchell | R-Sr. |
| 87 | Hector Garcia | R-Fr. |

LONG SNAPPERS (1)

| No. | Name | Class |
|-----|-------------|-------|
| 40 | Wes Drewery | R-So. |

PUNTERS (2)

| No. | Name | Class |
|-----|-----------------|-------|
| 37 | Landon Stratton | R-So. |
| 79 | Keenan Lautner | Fr. |

2016 MURRAY STATE DEPTH CHART

OFFENSE

| | | | | | | | | | | | |
|-----------|-----------|-------------------------|-------------|------------|-------------|--------------|-----------|--------------------------|-------------|------------|-------------|
| QB | 2 | KD Humphries | 6-3 | 225 | RSr. | STUD | 32 | Zuri Elrington | 6-3 | 265 | Sr. |
| | 14 | Cameron Birse | 6-2 | 235 | RJr. | | 95 | Troy-Wayne Quinn | 6-1 | 245 | Jr. |
| F | 26 | Demetric Johnson | 6-0 | 185 | RJr. | DT | 91 | Bishop Woods | 6-2 | 253 | Jr. |
| | 20 | Mareio McGraw | 6-0 | 180 | Fr. | | 99 | Rashad Johnson | 6-1 | 270 | So. |
| X | 16 | Jordan Gandy | 6-4 | 210 | Jr. | NOSE | 54 | Chris Stahl | 6-2 | 285 | Fr. |
| | 80 | Sterling Taylor | 6-0 | 190 | RJr. | | 90 | Dee Nalls | 6-4 | 305 | Fr. |
| H | 1 | Malik Golson | 5-9 | 180 | RSr. | END | 94 | Silas Owens | 6-4 | 240 | So. |
| | 12 | Mitch Stults | 5-9 | 175 | Sr | | 97 | Ryan Duvall | 6-5 | 225 | RSo. |
| Y | 85 | Jesse Blackburn | 6-3 | 240 | Sr. | MIKE | 9 | Lamont Crittendon | 5-10 | 235 | RSo. |
| | 15 | Tyre Gray | 5-10 | 170 | Fr. | | 25 | Marico Paige | 6-1 | 220 | Jr. |
| Z | 3 | L.J. Gainey | 5-11 | 187 | Jr. | WILL | 13 | Quincy Williams | 6-0 | 215 | RSo. |
| | 89 | Jonathan Moss | 6-0 | 165 | Fr. | | 4 | Jonathan Jackson | 5-11 | 211 | Sr. |
| LT | 78 | Joe Irby | 6-4 | 297 | Jr. | SLASH | 21 | Zach Wade | 5-11 | 215 | RJr. |
| | 75 | Cam Carter | 6-6 | 280 | Fr. | | 36 | D'Vaughn Whitt | 5-10 | 170 | Fr. |
| LG | 51 | Ryan Rainey | 6-1 | 295 | RJr. | FS | 22 | Dylan Boone | 5-11 | 193 | Jr. |
| | 57 | Kwan Stallworth | 6-4 | 295 | So. | | 8 | Zach Shipley | 5-10 | 178 | RJr. |
| C | 60 | Brant Newman | 6-2 | 286 | RFr. | JACK | 24 | Toby Omli | 6-0 | 200 | Sr. |
| | 70 | Jace Bragg | 6-3 | 275 | RFr. | | 17 | Isaiah Foster | 6-2 | 175 | Jr. |
| RG | 69 | Chris White | 6-3 | 310 | So. | CB | 5 | D'Montre Wade | 6-0 | 192 | RJr. |
| | 62 | Nate Wilkinson | 6-3 | 290 | Fr. | | 34 | Nigel Walton | 6-0 | 170 | Fr. |
| RT | 71 | Noah Banks | 6-6 | 310 | RFr. | CB | 6 | Marquez Sanford | 5-11 | 170 | So. |
| | 77 | Ingram Tillard | 6-5 | 330 | Jr. | | 27 | Greg Willard | 5-9 | 170 | Jr. |

SPECIAL TEAMS

| | | | | | | | | | | | |
|-----------|-----------|------------------------|------------|------------|-------------|-----------|-----------|------------------------|------------|------------|-------------|
| PK | 41 | Connor Mitchell | 6-2 | 200 | RSr. | KR | 1 | Malik Golson | 5-9 | 180 | RSr. |
| | 38 | James Sappington | 6-5 | 220 | Fr. | | 5 | D'Montre Wade | 6-0 | 192 | RJr. |
| KO | 41 | Connor Mitchell | 6-2 | 200 | RSr. | PR | 1 | Malik Golson | 5-9 | 180 | RSr. |
| | 38 | James Sappington | 6-5 | 220 | Fr. | | 26 | Demetric Johnson | 6-0 | 185 | RJr. |
| P | 37 | Landon Stratton | 6-0 | 180 | RSo. | H | 37 | Landon Stratton | 6-0 | 180 | RSo. |
| | 38 | James Sappington | 6-5 | 220 | Fr. | | 8 | Zach Shipley | 5-10 | 178 | RJr. |
| DS | 40 | Wes Drewery | 6-3 | 230 | RSo. | SS | 40 | Wes Drewery | 6-3 | 230 | RSo. |
| | 73 | Michael Magochy | 6-4 | 220 | Fr. | | 73 | Michael Magochy | 6-4 | 220 | Fr. |

THE INSIDE TRACK

SATURDAY'S WEATHER

The outlook for Saturday isn't great, with a 56 percent chance of rain. The day's high will be 80 degrees, while dipping to 62 degrees at night. The winds, however, should not be a problem for the kickers as they will be just 4 mph out of the NNW with gusts of only 9 mph.

THE BIG 3

With three field goals in Saturday's loss to Missouri State, Connor Mitchell becomes the first player since Jordan Benton in 2012 to make three or more field goals in the same game. In addition, he also notched the first tackle of his career in the game.

RED ZONE RISING

After marked improvement in the first year under coordinator Chris Boone, the Murray State defense has continued to get better in the early weeks of Boone's second season. One area in particular is red zone defense, a category in which the Racers are currently ranked 21st in the nation and second in the OVC. In 2015, MSU had just four red zone stops in 44 attempts. So far in 2016, the Racer "D" has three stops in eight attempts.

THE BLUE WALL

Lamont Crittendon's block of Missouri State's field goal attempt Saturday, kept alive a pretty impressive streak by the Racers. The Racers have now blocked at least one kick in every season dating back to at least 1995, spanning parts of three decades and now standing at 21 total seasons.

HOME AWAY FROM HOME

Saturday's trip to Carbondale will mark the second trip this season to the state of Illinois this season for the Racers with one more still to come in Eastern Illinois. Opponents from the Land of Lincoln account for exactly 50 percent of MSU's road games this season.

ONCE FRIENDS, NOW FOES

Two sets or former teammates will be on opposing rosters when Murray State and SIU take the field Saturday. MSU kicker Hector Garcia and SIU linebacker Corey Crider both graduated from Graves County HS in 2014, while Rajai Perkins and Jimmy Jones played together at Hazelwood East in St. Louis.

CHASING HISTORY

Senior QB KD Humphries has a chance to take over as all-time leader in all four major passing categories (attempts, completions, yards and touchdowns) this season, all four of which are currently owned by current MSU WR coach, Casey Brockman. Below is a chart showing where Humphries currently is and what he needs for the record.

| | <i>CAREER</i> | <i>CUR.</i> | <i>NEEDED</i> | |
|--------------|---------------|--------------|---------------|----------------|
| <i>CAT.</i> | <i>#</i> | <i>RANK.</i> | <i>RECORD</i> | <i>PER GM.</i> |
| <i>Yds</i> | 7,861 | 3 | 9,990 | 236.6 |
| <i>Att.</i> | 1,099 | 4 | 1,405 | 34.0 |
| <i>Comp.</i> | 710 | 2 | 938 | 25.3 |
| <i>TD</i> | 52 | T-2 | 71 | 2.1 |

UP NEXT

The Racers return home next week for their annual Family Weekend game and OVC opener against Southeast Missouri. Kickoff for the game, which will be broadcast on ESPN3, is scheduled for 6 p.m.

WELCOME HOME

Saturday will be the 92nd home opener for Murray State and they are currently 62-25-4 all-time in those game. After defeating Kentucky Wesleyan, 52-12, in last year's debut at Stewart Stadium, the Racers have now won three consecutive home openers.

SENIORS HONORED

Prior to Saturday's game nine seniors will be honored with their loved ones as part of the annual senior night. This year's seniors are Jesse Blackburn, Zuri Elrington, Malik Golson, KD Humphries, Jonathan Jackson, Tony Mays, Connor Mitchell, Toby Omli and Mitch Stults.

STEWART VS. STECKEL

While the two have never met as head coaches, they did meet as coordinators in 2013 when Murray State traveled to Missouri. Stewart's offense got the best of Steckel's defense for one quarter, when the Racers led 14-3 after the first. However, the Tigers would then shutout the Racers for the rest of the game on the way to a 58-14 win.

CLEAR THE TRACK

One of the greatest traditions in college football returns this season, as Racer 1 will once again make its way around the track after every Murray State touchdown. This year the horse, whose real name is Lobo, will be mounted by Kelsey Hathaway, a senior equine science major from Bowling Green, Kentucky.

THERE'S GOLD IN THAT THERE END ZONE

Back for its third season, is the annual Gold Rush. The Gold Rush is a new tradition in which all freshman are invited to run from one end of the field to the other prior to the game, decked in exclusive gold t-shirts and led by the university president, Dr. Bob Davies. The freshman are then invited to stay in the end zone and enjoy the game from field level.

TURNING HEADS

After a record breaking season in 2016 quarterback KD Humphries has garnered four preseason All-American honors (STATS, HERO Sports, College Sports Madness, InstantScouting) and has been named to two player of the year watch lists (STATS and CFPA). He also caught the attention of the first family of quarterbacks over the summer, the Mannings, and was invited to serve as a counselor at the elite Manning Passing Academy.

CHASING HISTORY

Senior QB KD Humphries has a chance to take over as all-time leader in all four major passing categories (attempts, completions, yards and touchdowns) this season, all four of which are currently owned by current MSU WR coach, Casey Brockman. Below is a chart showing where Humphries currently is and what he needs for the record.

OUT OF THE GATES

As it begins its 92nd season of football, Murray State is currently 49-38-4 all-time in season openers. However, when opening on the road, the all-time record dips below .500 at 19-25.

NUMBER CHANGES

As the year changes, so do the numbers. Several Racers will be wearing new numbers for the 2016 season.

| <i>NAME</i> | <i>OLD #</i> | <i>NEW #</i> |
|-------------------|--------------|--------------|
| Marquez Sanford | 31 | 6 |
| D'Montre Wade | 34 | 5 |
| Chase Boling | 50 | 49 |
| Lamont Crittendon | 51 | 9 |
| Kwan Stallworth | 57 | 58 |
| Drake VanHooser | 72 | 48 |
| Zach Shipley | 82 | 8 |

THE INSIDE TRACK

A FRESH LOOK

For the first time since 1978, Murray State will wear a white helmet. The helmet will have the tradition "rider in M" on the left side and the player's number on the right with a navy & gold checkered trailing tail going down the middle. Uniform wise, gone is the recent gray, and in is a simple clean design featuring gold, navy and white. The two jerseys will be all white and a navy jersey with white sleeves. The two pants are navy with a white stripe down the middle and solid white.

OVC ACCOLADES

Senior TE Jesse Blackburn was the lone MSU representative on the Preseason All-OVC team. The senior caught six touchdowns passes and racked up a total of 612 yards in 2015.

WHAT'S UP "G"?

Eight MSU players will be wearing a "G" on their jersey in place of the traditional captain's "C". The "G" stands for G.U.T.T.S or Guys You Trust To Serve. This year's G.U.T.T.S. group consists of:

| <i>NO.</i> | <i>NAME</i> | <i>CL</i> |
|-------------------|--------------------|------------------|
| 2 | KD Humphries | R-Sr. |
| 6 | Marquez Sanford | So. |
| 8 | Zach Shipley | R-Jr. |
| 9 | Lamont Crittendon | R-Jr. |
| 24 | Toby Omli | Sr. |
| 40 | Wes Drewery | R-So. |
| 69 | Chris White | So. |
| 78 | Joe Irby | Jr. |

HEAD COACH MITCH STEWART

2ND SEASON AT MSU/2ND SEASON OVERALL

STEWART'S CAREER YEAR-BY-YEAR COACHING RECORD

| Year | Team | OVERALL | | | OVC | | | POSTSEASON | | |
|--------------|------------|----------|-----------|-------------|----------|----------|-------------|------------|----------|-------------|
| | | W | L | Pct. | W | L | Pct. | W | L | Pct. |
| 2015 | Murray St. | 3 | 8 | .273 | 2 | 6 | .250 | 0 | 0 | .000 |
| 2016 | Murray St. | 0 | 2 | .000 | 0 | 0 | .000 | 0 | 0 | .000 |
| TOTAL | | 3 | 10 | .231 | 2 | 6 | .250 | 0 | 0 | .000 |
| <i>OT</i> | | <i>1</i> | <i>1</i> | <i>.500</i> | <i>1</i> | <i>1</i> | <i>.500</i> | <i>0</i> | <i>0</i> | <i>.000</i> |

STEWART VS. THE COMPETITION

| OPPONENT | RECORD | OPPONENT | RECORD |
|----------------------------|------------|----------------------------|------------|
| Austin Peay* | 1-0 | Northern Illinois | 0-1 |
| Eastern Illinois* | 0-1 | Southern Illinois | 0-0 |
| Eastern Kentucky* | 0-1 | Southeast Missouri* | 0-1 |
| Illinois | 0-1 | Tennessee State* | 1-0 |
| Jacksonville State* | 0-1 | Tennessee Tech* | 0-1 |
| Kentucky Wesleyan | 1-0 | UT Martin* | 0-1 |
| Missouri State | 0-1 | Western Michigan | 0-1 |

2016 Opponents Listed In BOLD

*Indicates OVC Opponent

TALE OF THE TAPE



| Murray State | Southern Illinois |
|---------------------|---|
| 12.5..... | Points Per Game 30.0 |
| 296.5..... | Total Offense/Game..... 466.5 |
| 31.0..... | Rushing Yards/Game..... 140.5 |
| 28..... | Rushing Attempts/Game..... 36.5 |
| 1.1..... | Yards Per Carry.....3.8 |
| 265.5..... | Passing Yardage/Game..... 326.0 |
| 43.5..... | Passing Attempts/Game..... 43.0 |
| 9.5..... | Yards Per Pass Completion..... 12.3 |
| 40.0..... | Points Allowed/Game..... 30.0 |
| 492.0..... | Total Defense/Game..... 426.0 |
| 230.5..... | Rushing Yards Allowed/Game..... 163.0 |
| 5.0..... | Yards Per Carry Allowed3.8 |
| 261.5..... | Passing Yards Allowed/Game 263.0 |
| 14.1..... | Yards Per Completion Allowed 13.2 |
| -5..... | Turnover Margin.....0 |

| Leaders | Leaders |
|-----------------------|--|
| Humphries (519)..... | Passing Yards.....Straughn (632) |
| Humphries (2)..... | Passing TDs.....Straughn(2) |
| D. Johnson (66)..... | Rushing Yards.....Isom (150) |
| --- (0)..... | Rushing TDsMixon (2) |
| D. Johnson (12)..... | Receptions..... Reed (11) |
| Gandy (2)..... | Receiving TDsIwema, Newquist, Reed (1) |
| Gandy (140)..... | Receiving Yards Iwema (156) |
| Crittendon (20)..... | Tackles Allen (19) |
| Crittendon (4-0)..... | Tackles For Loss.....Beelen (2.5) |
| Jackson (2.0)..... | Sacks..... Barnett (2.0) |
| D. Wade (1)..... | Interceptions.....--- (0) |

All stats are current 2016

RACERS RECORD WHEN...

| | |
|--------------------------------------|-----|
| Overall | 0-2 |
| at home | 0-2 |
| on road | 0-1 |
| on grass | 0-0 |
| on field turf | 0-1 |
| in overtime | 0-0 |
| MSU wins coin toss | 0-0 |
| MSU scores first | 0-0 |
| MSU leads after 1st quarter | 0-0 |
| MSU leads at half | 0-0 |
| MSU leads after 3rd quarter | 0-0 |
| MSU has more rushing yards | 0-0 |
| MSU has more passing yards | 0-0 |
| MSU has more total yards | 0-0 |
| MSU has less penalties | 0-1 |
| MSU has less turnovers | 0-0 |
| MSU scores 20 points or more | 0-1 |
| MSU scores 30 points or more | 0-0 |
| MSU scores 40 points or more | 0-0 |
| MSU scores 50 points or more | 0-0 |
| MSU holds opp. under 30 points | 0-1 |
| MSU holds opp. under 20 points | 0-0 |
| MSU holds opp. under 10 points | 0-0 |
| MSU completes 50% of passes | 0-0 |
| MSU completes 60% of passes | 0-2 |
| MSU has 300-yard passer | 0-1 |
| Opp. has 300-yard passer | 0-0 |
| MSU has 100-yard rusher | 0-0 |
| Opp. has 100-yard rusher | 0-1 |
| MSU has 100-yard receiver | 0-1 |
| Opp. has 100-yard receiver | 0-0 |
| MSU defense scores | 0-0 |
| Opp. defense scores | 0-0 |
| MSU special teams score | 0-2 |
| Opp. special teams score | 0-2 |

2016 OPENING DRIVES

| Opponent | 1H Result | 2H Result |
|----------------------|------------------|------------------|
| at Illinois | Interception | Punt |
| Missouri State | Punt | Interception |
| at Southern Illinois | | |
| Southeast Missouri | | |
| at Austin Peay | | |
| UT Martin | | |
| at Eastern Illinois | | |
| Tennessee State | | |
| at Eastern Kentucky | | |
| Jacksonville State | | |
| at Tennessee Tech | | |

MURRAY STATE SCORING DRIVES

| Opponent | Qt. | Points | Plays | Yards | TOP | How Scored |
|-----------------|------------|---------------|--------------|--------------|------------|--------------------------------|
| Illinois | 2 | 3 | 10 | 64 | 3:38 | Mitchell 34yd field goal |
| Missouri St. | 1 | 3 | 7 | 36 | 2:22 | Mitchell 31yd field goal |
| Missouri St. | 2 | 7 | 4 | 74 | 0:53 | Gandy 55yd pass from Humphries |
| Missouri St. | 2 | 3 | 11 | 50 | 2:43 | Mitchell 36yd field goal |
| Missouri St. | 3 | 7 | 9 | 66 | 2:42 | Gandy 1yd pass from Humphries |
| Missouri St. | 4 | 3 | 11 | 70 | 1:48 | Mitchell 37 yd field goal |

2016 OFFENSIVE STARTERS GAME-BY-GAME

| | X | LT | LG | C | RG | RT | Y | H | Z | QB | F |
|------|----------|-----------|-----------|----------|-----------|-----------|-----------|----------|----------|-----------|----------|
| ILL | Gandy | Irby | Rainey | Newman | White | Banks | Blackburn | Golson | Gainey | Humphires | Dodson |
| MOST | Gandy | Irby | Rainey | Newman | White | Banks | Blackburn | Stults | Gainey | Humphires | Johnson |
| SIU | | | | | | | | | | | |
| SEMO | | | | | | | | | | | |
| AP | | | | | | | | | | | |
| UTM | | | | | | | | | | | |
| EIU | | | | | | | | | | | |
| TSU | | | | | | | | | | | |
| EKU | | | | | | | | | | | |
| JSU | | | | | | | | | | | |
| TTU | | | | | | | | | | | |

2016 DEFENSIVE STARTERS GAME-BY-GAME

| | STUD | DT | NOSE | END | MIKE | WILL | SLASH | FS | JACK | CB | CB |
|------|-------------|-----------|-------------|------------|-------------|-------------|--------------|-----------|-------------|-----------|-----------|
| ILL | Elirington | Johnson | Stahl | Jackson | Crittendon | Williams | Z. Wade | Shipley | Omli | D. Wade | Sanford |
| MOST | Elirington | Johnson | Stahl | Jackson | Crittendon | Williams | Z. Wade | Boone | Omli | D. Wade | Sanford |
| SIU | | | | | | | | | | | |
| SEMO | | | | | | | | | | | |
| AP | | | | | | | | | | | |
| UTM | | | | | | | | | | | |
| EIU | | | | | | | | | | | |
| TSU | | | | | | | | | | | |
| EKU | | | | | | | | | | | |
| JSU | | | | | | | | | | | |
| TTU | | | | | | | | | | | |

2016 WON-LOST MARGINS

| Margin | 1 | 2 | 3 | 4 | 5 | 6 | 7 | 8 | 9 | 10 | 11 | 12 | 13 | 14 | 15 |
|---------|----|----|----|----|----|----|----|----|----|----|----|----|----|----|-----|
| Won By | | | | | | | | | | | | | | | |
| Lost By | | | | | | 1 | | | | | | | | | |
| Margin | 16 | 17 | 18 | 19 | 20 | 21 | 22 | 23 | 24 | 25 | 26 | 27 | 28 | 29 | 30+ |
| Won By | | | | | | | | | | | | | | | |
| Lost By | | | | | | | | | | | | | | | 1 |

2016 SCORE BY QUARTERS

| | 1st Qtr. | 2nd Qtr. | 3rd Qtr. | 4th Qtr. | OT | Total |
|-------------------|----------|----------|----------|----------|-----|-------|
| Murray St. | 3 | 13 | 6 | 3 | 0 | 25 |
| Avg. | 1.5 | 6.5 | 3.0 | 1.5 | 0.0 | 12.5 |
| Opponents | 21 | 35 | 7 | 17 | 0 | 80 |
| Avg. | 10.5 | 17.5 | 3.5 | 8.5 | 0.0 | 40.0 |

2016 TEAM/OPPONENT HIGHS & LOWS

| | MURRAY STATE | | OPPONENT | |
|---------------------------------|--------------------------|--------------------|--------------------------|-------------------|
| | HIGHS | LOWS | HIGHS | LOWS |
| Offense | | | | |
| Points | 22 - MOST, 9/10 | 3 - ILL, 9/3 | 52 - ILL, 9/3 | 28 - MOST, 9/10 |
| First Downs | 21 - MOST, 9/10 | 13 - ILL, 9/3 | 23 - MOST, 9/10 | 21 - ILL, 9/3 |
| Total Offense | 428 - MOST, 9/10 | 165 - ILL, 9/3 | 515 - ILL, 9/3 | 469 - MOST, 9/10 |
| Touchdowns | 2 - MOST, 9/10 | 0 - ILL, 9/3 | 7 - ILL, 9/3 | 4 - MOST, 9/10 |
| Passing Yards | 356 - MOST, 9/10 | 175 - ILL, 9/3 | 295 - MOST, 9/10 | 228 - ILL, 9/3 |
| Passing TD | 2 - MOST, 9/10 | 0 - ILL, 9/3 | 3 - MOST, 9/10; ILL, 9/3 | --- |
| Rushing Yards | 52 - MOST, 9/10 | 40 - ILL, 9/3 | 287 - ILL, 9/3 | 174 - MOST, 9/10 |
| Rushing TD | ---- | --- | 4 - ILL, 9/3 | 1 - MOST, 9/10 |
| T.O.P. | 26:32 - ILL, 9/3 | 25:17 - MOST, 9/10 | 34:43 - MOST, 9/10 | 33:28 - ILL, 9/3 |
| Interceptions | 3 - MOST, 9/10 | 2 - ILL, 9/3 | 1 - MOST, 9/10 | 0 - ILL, 9/3 |
| Fumbles Lost | 1 - MOST, 9/10; ILL, 9/3 | | 1 - MOST, 9/10 | 0 - ILL, 9/3 |
| Defense | | | | |
| Tackles | 93 - MOST, 9/10 | 74 - ILL, 9/3 | 80 - MOST, 9/10 | 67 - ILL, 9/3 |
| Tackles-For-Loss | 7.0 - MOST, 9/10 | 3.0 - ILL, 9/3 | 11.0 - ILL, 9/3 | 8.0 - MOST, 9/10 |
| Sacks | 2.0 - ILL, 9/3 | 1.0 - MOST, 9/10 | 6.0 - ILL, 9/3 | 2.0 - MOST, 9/10 |
| QB Hurries | 6 - MOST, 9/10 | 2 - ILL, 9/3 | 3 - MOST, 9/10; ILL, 9/3 | --- |
| Special Team & Misc. | | | | |
| Field Goals | 3 - MOST, 9/10 | 1 - ILL, 9/3 | 1 - ILL, 9/3 | 0 - MOST, 9/10 |
| Punt Average | 42.4 - ILL, 9/3 | 30.0 - MOST, 9/10 | 43.0 - ILL, 9/3 | 36.8 - MOST, 9/10 |
| Penalties (Yards) | 9 (75) - MOST, 9/10 | 4 (29) - ILL, 9/3 | 12 (130) - MOST, 9/10 | 7 (55) - ILL, 9/3 |

2016 INDIVIDUAL HIGHS

| | MURRAY ST. | OPPONENT |
|----------------------|-------------------------------|---|
| Offense | | |
| Passing Yards | 356 - Humphries (MOST, 9/10) | 295 - Ruddick (MOST, 9/10) |
| Passing TD | 2 - Humphries (MOST, 9/10) | 3 - Ruddick (MOST, 9/10); Lunt (ILL, 9/3) |
| Rush Yards | 68 - Johnson (MOST, 9/10) | 118 - Foster (ILL, 9/3) |
| Rush TD | --- | 2 - Foster (ILL, 9/3) |
| Receiving Yds. | 104 - Gandy (MOST, 9/10) | 98 - Earl (MOST, 9/10) |
| Receiving TD | 2 - Gandy (MOST, 9/10) | 2 - Earl (MOST, 9/10) |
| Defense | | |
| Tackles | 13 - Z. Wade (MOST, 9/10) | 14 - Cole (MOST, 9/10) |
| Tackles-For-Loss | 3.0 - Crittendon (MOST, 9/10) | 3.0 - Phillips, President (ILL, 9/3) |
| Sacks | 2.0 - Jackson (ILL, 9/3) | 2.0 - President (ILL, 9/3) |
| Interceptions | 1 - D. Wade (MOST, 9/10) | 1 - 5 Players |
| Blocked Kicks | 1 - Crittendon (MOST, 9/10) | --- |
| Special Teams | | |
| Field Goals | 3 - Mitchell (MOST, 9/10) | 1 - McLaughlin (ILL, 9/3) |
| Punt Average | 42.4 - Stratton (ILL, 9/3) | 43.0 Frain - (ILL, 9/3) |

THE LAST TIME MURRAY STATE...

30+ Rushing Attempts

30, Mike Harris (133 yds) vs Eastern Illinois, 10-15-11

100 Yards Rushing

112, Roman Clay, at Jacksonville St, 11-21-15

200 Yards Rushing

206, Mike Harris vs. Eastern Kentucky, 10-29-11

300 Yards Rushing

310, Stevie Chaney vs Austin Peay, 11-12-05

20+ Completions

28, KD Humphries (28-51-346) vs. Eastern Ill., 10-31-15

30+ Completions

35, KD Humphries (35-52-356), Missouri St., 9-10-16

40+ Completions

43, KD Humphries (43-57-491) vs. Tenn. Tech, 9-26-15

30+ Passing Attempts

31, KD Humphries (18-31-163) at Illinois, 9-3-16

40+ Passing Attempts

45, KD Humphries (22-45-286) at Jacksonville St, 11-21-15

50+ Passing Attempts

52, KD Humphries (35-52-356), Missouri St., 9-10-16

30+ Passing Attempts In One Half

34, KD Humphries (21-34-260) vs. Eastern Ky. (2nd), 11-14-15

300+ Passing

356, KD Humphries (35-52-2TD), Missouri St., 9-10-16

400+ Passing

491, KD Humphries (43-57, 3TD) vs. Tenn. Tech, 9-26-15

500+ Passing

537, Casey Brockman (45-67, 8TD) vs UTM, 10-13-12

3 TD's Passing

3, KD Humphries (34-51-366) at Tennessee St., 11-7-15

4 TD's Passing

4, Casey Brockman (35-46-321) vs Georgia St., 10-8-11

5+ TD's Passing

5, KD Humphries (25-34-385) vs. Ky. Wesleyan, 9-3-15

2 TD's Receiving

2, Jordan Gandy, Missouri St., 9-10-16

3+ TD's Receiving

3, Janawski Davis, vs. Tenn. Tech, 9-26-15

One Player Accounting For Three Scores In Three Different Ways

Casey Brockman (rush, reception, and pass) vs Southeast Mo., 11-19-11

10+ Receptions

10, Jesse Blackburn (162), at Tennessee St., 11-7-15

15+ Receptions

19, Jeremy Harness (164) at Tennessee Tech, 10-4-14

100+ Receiving Yards

113, Paul Rice, vs. Eastern Ky., 11-14-15

150+ Receiving Yards

162, Jesse Blackburn, at Tennessee St., 11-7-15

200+ Receiving Yards

213, Marcus Harris vs Missouri State, 10-9-10

Kickoff Return For TD

85, Janawski Davis, vs. UT Martin, 10-24-15

Punt Return For TD

62, Janawski Davis vs. Ky. Wesleyan, 10-25-14

Interception For TD

26, Marquez Samford vs. Eastern Ill., 10-31-15

60+ Punt

74, Landon Stratton vs. Eastern Ill., 10-31-15

Scored A Safety

vs Mississippi Valley State, 9-10-11

Fumble Return For TD

1, Demetrius Mason, at Jacksonville St, 11-21-15

Blocked Punt For TD

Brandon Wicks block, Jeffery Richard TD vs. Miss Valley St, 9-10-11

Blocked Punt

Brandon Wicks vs. Eastern Illinois, 10-15-11

Blocked Field Goal

Lamont Crittendon, Missouri St., 9-10-16

Blocked Extra Point

Zach Dean (2) at Tennessee State, 11-7-15

Blocked PAT Return for 2 Pts.

Shawn Samuels-Connell at Tennessee State, 11-7-15

4 Interceptions In Game By One Player

4, Bud Qualk vs Austin Peay, 11-8-69

3 Interceptions In Game By One Player

4, Bud Qualk vs Austin Peay, 11-8-69

2 Interceptions In A Game By One Player

2, Nathan Brinkley, vs UT Martin, 9-25-10

3 Field Goals In A Game

Connor Mitchell (31, 36, 37), vs. Missouri St., 9-10-16

4 Field Goals in a game

Kienan Cullen (37, 21, 20, 40) vs Tenn Tech, 11-6-10

5 Field Goals in a game

Jordan Benton (39, 30, 35, 36, 21) vs. Eastern Illinois, 9-22-12

50+ Field Goal

52, Shane Andrus vs Eastern Illinois, 11-23-02

60+ Field Goal

62, Paul Hickert vs Eastern Kentucky, 10-11-86

Rush Of 65+ Yards

68, Mike Harris vs. Eastern Illinois, 10-23-10

Pass Of 65+ Yards

71, KD Humphries to Janawski Davis vs. UT Martin, 10-24-15

Rush Of 75+ Yards

79, Terrance Tillman vs Tennessee Tech, 10-28-2000

Pass of 75+ Yards

75, KD Humphries to Janawski Davis vs. Southeast Mo., 10-11-14

Rush Of 85+ Yards

94, Mike Harris vs Tennessee Tech, 11-6-10

Rush Of 95+ Yards

97, Stevie Chaney vs Austin Peay, 11-12-05

THE LAST TIME AN OPPONENT...

30+ Rushing Attempts

30, Jarvion Franklin, Western Michigan, 9-20-14

100+ Yards Rushing

118, Eli Jenkins, Illinois, 9-3-16

200+ Yards Rushing

224, Tremane McCullough, Southeast Mo., 10-3-15

20+ Completions

23, O'Shay Ackerman-Carter, Tennessee St., 11-7-15

30+ Completions

42, Derek Carr, UT Martin, 10-13-12

30+ Passing Attempts

30, Eli Jenkins, Jacksonville St., 11-21-15

40+ Passing Attempts

44, Bennie Coney, Eastern Ky., 11-14-15

4+ TD's Passing

4, O'Shay Ackerman-Carter, Tennessee St., 11-7-15

10+ Receptions

14, Brock McCoin, Tennessee Tech, 9-27-15

15+ Receptions

21, Erik Lora, Eastern Illinois, 9-22-12

100+ Receiving Yards

143, Rod Wright, UT Martin, 10-24-15
103, William Tanner, UT Martin, 10-24-15

150+ Receiving Yards

169, Paul McRoberts, Southeast Mo., 10-3-15

200+ Receiving Yards

248, Patrick Smith, Tennessee St., 11-7-15

Kickoff Return For TD

94, Tray Mitchell, Eastern Ill., 10-31-15

Punt Return For TD

72, Jesse Grandy, Central Arkansas, 9-8-12

Interception For TD

10 yards, Darius Phillips, Western Michigan, 9-20-14

Scored A Safety

Eastern Illinois, 11-9-13

Fumble Return For TD

95, Jabari Weeks, Union, 8-28-14

Blocked Punt For TD

Missouri State, 10-9-10

Blocked Punt

1, Missouri State, 10-9-10

50+ Field Goal

52, Jackson Redditt, UT Martin, 11-1-14

Rush Of 75+ Yards

97, Chris Douglas, Missouri State, 10-9-10

Pass Of 75+ Yards

81, O'Shay Ackerman-Carter to Patrick Smith, TSU, 11-7-15

2016 OFFENSIVE INDIVIDUAL GAME-BY-GAME

Rushing (Att.-Yards-TD)

| | ILL | MOST | SIU | SEMO | AP | UTM | EIU | TSU | EKU | JSU | TTU |
|------------------|-----------|------|-----|------|----|-----|-----|-----|-----|-----|-----|
| Cameron Birse | 1-(-4)-0 | | | | | | | | | | |
| Mark Dodson | 4-16-0 | | | | | | | | | | |
| Trae Gordon | 2-2-0 | | | | | | | | | | |
| Houston Hartz | 1-6-0 | | | | | | | | | | |
| KD Humphries | 9-(-12)-0 | | | | | | | | | | |
| Demetric Johnson | 6-(-2)-0 | | | | | | | | | | |
| Marieo McGraw | 2-6-0 | | | | | | | | | | |

Receiving (Rec.-Yards-TD)

| | ILL | MOST | SIU | SEMO | AP | UTM | EIU | TSU | EKU | JSU | TTU |
|------------------|----------|---------|-----|------|----|-----|-----|-----|-----|-----|-----|
| Jesse Blackburn | 4-48-0 | 2-24-0 | | | | | | | | | |
| Jensen Feggins | 1-17-0 | 1-12-0 | | | | | | | | | |
| L.J. Gainey | 1-(-5)-0 | 4-34-0 | | | | | | | | | |
| Jordon Gandy | 3-36-0 | 7-102-2 | | | | | | | | | |
| Malik Golson | 2-34-0 | 5-21-0 | | | | | | | | | |
| Trae Gordon | 1-(-6)-0 | | | | | | | | | | |
| Tyre Gray | 2-13-0 | 1-7-0 | | | | | | | | | |
| Demetric Johnson | 5-26-0 | 7-77-0 | | | | | | | | | |
| Jonathan Moss | --- | 3-46-0 | | | | | | | | | |
| Rajai Perkins | --- | 1-5-0 | | | | | | | | | |
| Mitch Stults | 3-12-0 | 4-26-0 | | | | | | | | | |

Passing (Comp.-Att.-Int.-Yards-TD)

| | #2 KD Humphries | #14 Cameron Birse | #19 Houston Hartz |
|----------------------|-----------------------|-------------------------|-------------------------|
| at Illinois | 18-31-2-163-0 | 2-3-0-18-0 | 1-1-0-(-6)-0 |
| Missouri State | 35-52-3-356-2 | --- | --- |
| at Southern Illinois | | | |
| Southeast Missouri | | | |
| at Austin Peay | | | |
| UT Martin | | | |
| at Eastern Illinois | | | |
| Tennessee State | | | |
| at Eastern Kentucky | | | |
| Jacksonville State | | | |
| at Tennessee Tech | | | |

Punting/Field Goals

(Punts-Avg./FGM-FGA-Long)

| | #37 Landon Stratton P | #41 Connor Mitchell FG |
|----------------------|--------------------------------|---------------------------------|
| at Illinois | 7-42.4 | 1-2-34 |
| Missouri State | 6-30.0 | 3-3-37 |
| at Southern Illinois | | |
| Southeast Missouri | | |
| at Austin Peay | | |
| UT Martin | | |
| at Eastern Illinois | | |
| Tennessee State | | |
| at Eastern Kentucky | | |
| Jacksonville State | | |
| at Tennessee Tech | | |

2016 DEFNSIVE INDIVIDUAL GAME-BY-GAME

Tackles (Total-TFL-TFLYds.)

| | ILL | MOST | SIU | SEMO | AP | UTM | EIU | TSU | EKU | JSU | TTU |
|-------------------|----------|----------|-----|------|----|-----|-----|-----|-----|-----|-----|
| Robert Adams | --- | 1-0-0 | | | | | | | | | |
| Noah Banks | --- | 1-0-0 | | | | | | | | | |
| Dylan Boone | 7-0-0 | 7-1.0-2 | | | | | | | | | |
| Lamont Crittendon | 8-1.0-3 | 12-3.0-8 | | | | | | | | | |
| Andre Davis | 1-0-0 | --- | | | | | | | | | |
| Zuri Elrington | 1-0-0 | 1-0-0 | | | | | | | | | |
| Isaiah Foster | 5-0-0 | 1-0.5-0 | | | | | | | | | |
| Malik Golson | --- | 1-0-0 | | | | | | | | | |
| Jonathan Jackson | 5-2.0-11 | 9-0-0 | | | | | | | | | |
| Demetric Johnson | 1-0-0 | --- | | | | | | | | | |
| Rashad Johnson | 2-0-0 | 1-0-0 | | | | | | | | | |
| Mario McGraw | --- | 1-0-0 | | | | | | | | | |
| Connor Mitchell | --- | 1-0-0 | | | | | | | | | |
| Dee Nalls | 1-0-0 | 1-0-0 | | | | | | | | | |
| Toby Omli | 3-0-0 | 5-1.0-8 | | | | | | | | | |
| Silas Owens | 1-0-0 | 1-0-0 | | | | | | | | | |
| Marico Paige | 2-0-0 | 8-0-0 | | | | | | | | | |
| Troy-Wayne Quinn | --- | 1-0-0 | | | | | | | | | |
| Sean Rodriguez | 5-0-0 | 4-0-0 | | | | | | | | | |
| Marquez Sanford | 4-0-0 | 5-0-0 | | | | | | | | | |
| Derrick Shaw | 2-0-0 | --- | | | | | | | | | |
| Zach Shipley | 3-0-0 | 3-0-0 | | | | | | | | | |
| Chris Stahl | 1-0-0 | 3-0-0 | | | | | | | | | |
| Korey Tillman | 1-0-0 | 3-0-0 | | | | | | | | | |
| Zach Wade | 5-0-0 | 13-0-0 | | | | | | | | | |
| Nigel Walton | 1-0-0 | --- | | | | | | | | | |
| Greg Willard | 1-0-0 | 1-0-0 | | | | | | | | | |
| D'Vaughn Whitt | 1-0-0 | 2-0.5-0 | | | | | | | | | |
| Quincy Williams | 7-0-0 | 6-1.0-1 | | | | | | | | | |

Sacks (Sacks-Yds)

| | ILL | MOST | SIU | SEMO | AP | UTM | EIU | TSU | EKU | JSU | TTU |
|------------------|--------|-------|-----|------|----|-----|-----|-----|-----|-----|-----|
| Toby Omli | --- | 1.0-8 | | | | | | | | | |
| Jonathan Jackson | 2.0-11 | --- | | | | | | | | | |

Interceptions-Break Ups

| | ILL | MOST | SIU | SEMO | AP | UTM | EIU | TSU | EKU | JSU | TTU |
|---------------|-----|------|-----|------|----|-----|-----|-----|-----|-----|-----|
| D'Montre Wade | 0-2 | 1-1 | | | | | | | | | |

Fumbles (FF-FR)

| | ILL | MOST | SIU | SEMO | AP | UTM | EIU | TSU | EKU | JSU | TTU |
|--------------|-----|------|-----|------|----|-----|-----|-----|-----|-----|-----|
| Dylan Boone | --- | 0-1 | | | | | | | | | |
| Malik Golson | --- | 1-0 | | | | | | | | | |

Miscellaneous (Blks-QBH)

| | ILL | MOST | SIU | SEMO | AP | UTM | EIU | TSU | EKU | JSU | TTU |
|-------------------|-----|------|-----|------|----|-----|-----|-----|-----|-----|-----|
| Lamont Crittendon | --- | 1-0 | | | | | | | | | |
| Zuri Elrington | --- | 0-1 | | | | | | | | | |
| Jonathan Jackson | --- | 0-1 | | | | | | | | | |
| Troy-Wayne Quinn | --- | 0-2 | | | | | | | | | |
| D'Vaughn Whitt | --- | 0-1 | | | | | | | | | |
| Quincy Williams | 0-2 | 0-1 | | | | | | | | | |

MSU/OPPONENT GAME-BY-GAME

| Game | Score | First Downs | Time of Possession | Rushing (No-Yds-TD) | Passing (Cmp-Att-Int-Yds-TD) | Total Offense (Plays-Yds-TD) | 3rd Down Conv. | Fumbles-Lost |
|----------------------|-------|-------------|--------------------|---------------------|------------------------------|------------------------------|----------------|--------------|
| MURRAY STATE | 3 | 13 | 26:32 | 26-(-10)-0 | 21-35-2-175-0 | 61-165-0 | 4-16 | 1-1 |
| at Illinois | 52 | 21 | 33:28 | 40-287-4 | 16-24-0-228-3 | 64-515-7 | 6-12 | 1-0 |
| MURRAY STATE | 22 | 21 | 25:17 | 30-72-0 | 21-35-2-356-2 | 82-428-2 | 9-21 | 2-1 |
| Missouri State | 28 | 23 | 34:33 | 52-174-1 | 21-37-1-295-3 | 89-469-4 | 8-20 | 1-1 |
| MURRAY STATE | | | | | | | | |
| at Southern Illinois | | | | | | | | |
| MURRAY STATE | | | | | | | | |
| Southeast Missouri | | | | | | | | |
| MURRAY STATE | | | | | | | | |
| at Austin Peay | | | | | | | | |
| MURRAY STATE | | | | | | | | |
| UT Martin | | | | | | | | |
| MURRAY STATE | | | | | | | | |
| at Eastern Illinois | | | | | | | | |
| MURRAY STATE | | | | | | | | |
| Tennessee State | | | | | | | | |
| MURRAY STATE | | | | | | | | |
| at Eastern Kentucky | | | | | | | | |
| MURRAY STATE | | | | | | | | |
| Jacksonville State | | | | | | | | |
| MURRAY STATE | | | | | | | | |
| at Tennessee Tech | | | | | | | | |

2016 IN THE RANKINGS

| CATEGORY | FCS | OVC | VALUE |
|-------------------------------|-----|-----|-------|
| Blocked Punts Allowed | 1 | 1 | 0 |
| Blocked Kicks Allowed | 1 | 1 | 0 |
| Fewest Penalty Yards | 41 | 3 | 104 |
| Fewest Penalty Yards Per Game | 38 | 3 | 52.0 |
| Kickoff Return Defense | 6 | 2 | 8.0 |
| Passing Offense | 21 | 3 | 265.5 |
| Red Zone Defense | 21 | 2 | .625 |

Completions Percentage

| | | | |
|--------------|----|---|------|
| KD Humphries | 28 | 3 | 63.9 |
|--------------|----|---|------|

Completions Per Game

| | | | |
|--------------|---|---|------|
| KD Humphries | 4 | 1 | 26.5 |
|--------------|---|---|------|

Field Goals Per Game

| | | | |
|-----------------|----|---|------|
| Connor Mitchell | 22 | 4 | 80.0 |
|-----------------|----|---|------|

Field Goals Per Game

| | | | |
|-----------------|---|---|-----|
| Connor Mitchell | 3 | 1 | 2.0 |
|-----------------|---|---|-----|

Forced Fumbles

| | | | |
|--------------|----|---|-----|
| Malik Golson | 17 | 2 | 0.5 |
|--------------|----|---|-----|

Fumbles Recovered

| | | | |
|--------------|---|---|---|
| Malik Golson | 5 | 1 | 1 |
|--------------|---|---|---|

Interceptions Per Game

| | | | |
|--------------|----|---|-----|
| Malik Golson | 19 | 1 | 0.5 |
|--------------|----|---|-----|

Passes Defended

| | | | |
|---------------|---|---|-----|
| D'Montre Wade | 3 | 1 | 2.0 |
|---------------|---|---|-----|

Passing Yards

| | | | |
|--------------|----|---|-----|
| KD Humphries | 15 | 1 | 519 |
|--------------|----|---|-----|

Passing Yards Per Game

| | | | |
|--------------|----|---|-------|
| KD Humphries | 16 | 1 | 259.5 |
|--------------|----|---|-------|

Receiving TDs

| | | | |
|--------------|----|---|---|
| Jordon Gandy | 13 | 1 | 2 |
|--------------|----|---|---|

Receptions Per Game

| | | | |
|------------------|----|---|-----|
| Demetric Johnson | 26 | 2 | 6.0 |
|------------------|----|---|-----|

Sacks

| | | | |
|------------------|----|---|-----|
| Jonathan Jackson | 12 | 2 | 1.0 |
|------------------|----|---|-----|

Tackles For Loss

| | | | |
|-------------------|----|---|-----|
| Lamont Crittendon | 16 | 2 | 2.0 |
|-------------------|----|---|-----|

Total Offense

| | | | |
|--------------|----|---|-------|
| KD Humphries | 24 | 3 | 252.5 |
|--------------|----|---|-------|

Total Tackles

| | | | |
|--------------|----|---|------|
| Zachary Wade | 41 | 3 | 10.0 |
|--------------|----|---|------|

2016 BIG GAMES

100-Yd Rushing Games

| Player | Opponent | Att.-Yds.-TD |
|--------|----------|--------------|
|--------|----------|--------------|

10+ Reception Games

| Player | Rec. | Opponent | Yds-TD |
|--------|------|----------|--------|
|--------|------|----------|--------|

100-Yd Receiving Games

| Player | Opponent | Rec.-Yds.-TD |
|--------------|--------------|--------------|
| Jordon Gandy | Missouri St. | 7-104-2 |

30+ Completion Games

| Player | Opponent | Comp.-Att. |
|--------------|--------------|------------|
| KD Humphries | Missouri St. | 35-52 |

300-Yd Passing Games

| Player | Opponent | Yds.-TD. |
|--------------|--------------|----------|
| KD Humphries | Missouri St. | 356-2 |

2016 INDIVIDUAL HONORS

| | | |
|---|--|---|
| <p style="text-align: center;">Jesse Blackburn - WR Preseason All-OVC College Sports Madness - Preseason All-OVC 1st Tm.</p> | <p style="text-align: center;">Malik Golson - WR College Sports Madness - Preseason All-OVC 2nd Tm.</p> | <p style="text-align: center;">KD Humphries - QB STATS Offensive POY Watch List CFPA FCS Performer of the Year Watch List HERO Sports - Preseason 1st Tm. AA InstantScouting/National Mock Drafts - Preseason 1st Tm. AA STATS - Preseason 2nd Tm. AA College Sports Madness - Preseason 2nd Tm. AA College Sports Madness - Preseason 2nd Tm. All-OVC</p> |
| <p style="text-align: center;">Jonathan Jackson - LB College Sports Madness - Preseason All-OVC 2nd Tm.</p> | <p style="text-align: center;">Tony Mays II - OL College Sports Madness - Preseason All-OVC 2nd Tm.</p> | <p style="text-align: center;">Toby Omli - DB College Sports Madness - Preseason All-OVC 2nd Tm.</p> |
| <p style="text-align: center;">Marquez Sanford - DB College Sports Madness - Preseason All-OVC 2nd Tm.</p> | <p style="text-align: center;">Landon Stratton - P College Sports Madness - Preseason All-OVC 2nd Tm.</p> | <p style="text-align: center;">Bishop Woods - DL College Sports Madness - Preseason All-OVC 2nd Tm.</p> |

2016 MURRAY STATE RED ZONE SCORING

| | Times | Times | Total | -----Failed to score inside RZ ----- | | | | | | | | | |
|-----------------------|----------|----------|-----------|--------------------------------------|----------|----------|----------|----------|----------|-----------|----------|----------|----------|
| | In RZ | Scored | Pts | TDs | Rush TDs | Pass TDs | FGs Made | FGA | Downs | Int | Fumb | Half | Game |
| ILL | 1 | 1 | 3 | 0 | 0 | 0 | 1 | 0 | 0 | 0 | 0 | 0 | 0 |
| MOST | 5 | 4 | 15 | 1 | 0 | 1 | 3 | 0 | 0 | 0 | 1 | 0 | 0 |
| SIU | | | | | | | | | | | | | |
| SEMO | | | | | | | | | | | | | |
| AP | | | | | | | | | | | | | |
| UTM | | | | | | | | | | | | | |
| EIU | | | | | | | | | | | | | |
| TSU | | | | | | | | | | | | | |
| EKU | | | | | | | | | | | | | |
| JSU | | | | | | | | | | | | | |
| TTU | | | | | | | | | | | | | |
| Totals | 6 | 5 | 18 | 1 | 0 | 1 | 4 | 0 | 0 | 01 | 0 | 0 | 0 |
| 5-of-6 (83.3%) | | | | | | | | | | | | | |

2016 OPPONENT RED ZONE SCORING

| | Times | Times | Total | -----Failed to score inside RZ ----- | | | | | | | | | |
|-----------------------|----------|----------|-----------|--------------------------------------|----------|----------|----------|----------|----------|----------|----------|----------|----------|
| | In RZ | Scored | Pts | TDs | Rush TDs | Pass TDs | FGs Made | FGA | Downs | Int | Fumb | Half | Game |
| ILL | 4 | 3 | 21 | 3 | 2 | 1 | 0 | 0 | 0 | 0 | 0 | 1 | 0 |
| MOST | 4 | 2 | 15 | 2 | 1 | 1 | 0 | 1 | 1 | 0 | 0 | 0 | 0 |
| SIU | | | | | | | | | | | | | |
| SEMO | | | | | | | | | | | | | |
| AP | | | | | | | | | | | | | |
| UTM | | | | | | | | | | | | | |
| EIU | | | | | | | | | | | | | |
| TSU | | | | | | | | | | | | | |
| EKU | | | | | | | | | | | | | |
| JSU | | | | | | | | | | | | | |
| TTU | | | | | | | | | | | | | |
| Totals | 8 | 5 | 36 | 5 | 3 | 2 | 0 | 1 | 1 | 0 | 0 | 1 | 0 |
| 5-of-8 (62.5%) | | | | | | | | | | | | | |

2016 SEASON/CAREER STATS

| SEASON | | | | | | | | | | CAREER | | | | | | | | | | |
|----------------------|-----|--------|------|------|-------|-------|-------|-------|-------|--------|-------|--------|------|-------|------|------|------|-------|----|-------|
| Rushing | | | | | | | | | | | | | | | | | | | | |
| | gp | att | gain | loss | net | avg | td | lg | avg/g | gp | att | gain | loss | net | avg | td | lg | avg/g | | |
| JOHNSON, Demetri | 2 | 25 | 80 | 14 | 66 | 2.6 | 0 | 18 | 33.0 | 25 | 25 | 80 | 14 | 66 | 2.6 | 0 | 18 | 2.6 | | |
| DODSON, Mark | 1 | 4 | 16 | 0 | 16 | 4.0 | 0 | 12 | 16.0 | 1 | 4 | 16 | 0 | 16 | 4.0 | 0 | 12 | 16.0 | | |
| MCGRAW, Mareio | 2 | 3 | 9 | 0 | 9 | 3.0 | 0 | 3 | 4.5 | 2 | 3 | 9 | 0 | 9 | 3.0 | 0 | 3 | 4.5 | | |
| HARTZ, Houston | 1 | 1 | 6 | 0 | 6 | 6.0 | 0 | 6 | 6.0 | 3 | 1 | 6 | 0 | 6 | 6.0 | 0 | 6 | 2.0 | | |
| GAINEY, L.J. | 2 | 2 | 3 | 0 | 3 | 1.5 | 0 | 2 | 1.5 | 2 | 2 | 3 | 0 | 3 | 1.5 | 0 | 2 | 1.5 | | |
| GORDON, Trae | 2 | 2 | 2 | 0 | 2 | 1.0 | 0 | 2 | 1.0 | 5 | 2 | 2 | 0 | 2 | 1.0 | 0 | 2 | 0.4 | | |
| BIRSE, Cameron | 1 | 1 | 0 | 4 | -4 | -4.0 | 0 | 0 | -4.0 | 1 | 1 | 0 | 4 | -4 | -4.0 | 0 | 0 | -4.0 | | |
| HUMPHRIES, KD | 2 | 17 | 30 | 44 | -14 | -0.8 | 0 | 9 | -7.0 | 30 | 216 | 718 | 451 | 267 | 1.2 | 11 | 24 | 8.9 | | |
| TEAM | 1 | 1 | 0 | 22 | -22 | -22.0 | 0 | 0 | -22.0 | | | | | | | | | | | |
| Total | 2 | 56 | 146 | 84 | 62 | 1.1 | 0 | 18 | 31.0 | | | | | | | | | | | |
| Opponents | 2 | 92 | 503 | 42 | 461 | 5.0 | 5 | 56 | 230.5 | | | | | | | | | | | |
| Passing | | | | | | | | | | | | | | | | | | | | |
| | gp | effic | comp | att | int | pct | yds | td | lg | avg/g | gp | effic | comp | att | int | pct | yds | td | lg | avg/g |
| HUMPHRIES, KD | 2 | 112.28 | 53 | 83 | 5 | 63.9 | 519 | 2 | 55 | 259.5 | 30 | 135.93 | 710 | 1099 | 24 | 64.6 | 7861 | 52 | 75 | 262.0 |
| BIRSE, Cameron | 1 | 117.07 | 2 | 3 | 0 | 66.7 | 18 | 0 | 13 | 18.0 | 1 | 117.07 | 2 | 3 | 0 | 66.7 | 18 | 0 | 13 | 18.0 |
| HARTZ, Houston | 1 | 49.60 | 1 | 1 | 0 | 100. | -6 | 0 | 0 | -6.0 | 3 | 55.47 | 2 | 3 | 0 | 66.7 | -4 | 0 | 2 | -1.3 |
| Total | 2 | 111.73 | 56 | 87 | 5 | 64.4 | 531 | 2 | 55 | 265.5 | | | | | | | | | | |
| Opponents | 2 | 161.86 | 37 | 61 | 1 | 60.7 | 523 | 6 | 68 | 261.5 | | | | | | | | | | |
| Receiving | | | | | | | | | | | | | | | | | | | | |
| | gp | no. | yds | avg | td | lg | avg/g | gp | no. | yds | avg | td | lg | avg/g | | | | | | |
| JOHNSON, Demetri | 2 | 12 | 103 | 8.6 | 0 | 23 | 51.5 | 25 | 12 | 103 | 8.6 | 0 | 23 | 4.1 | | | | | | |
| GANDY, Jordon | 2 | 9 | 140 | 15.6 | 2 | 55 | 70.0 | 20 | 17 | 275 | 16.2 | 4 | 55 | 13.8 | | | | | | |
| GOLSON, Malik | 2 | 7 | 55 | 7.9 | 0 | 30 | 27.5 | 2 | 7 | 55 | 7.9 | 0 | 30 | 27.5 | | | | | | |
| STULTS, Mitch | 2 | 7 | 38 | 5.4 | 0 | 17 | 19.0 | 27 | 33 | 258 | 7.8 | 0 | 33 | 9.6 | | | | | | |
| BLACKBURN, Jess | 2 | 6 | 72 | 12.0 | 0 | 17 | 36.0 | 35 | 122 | 1430 | 11.7 | 8 | 63 | 40.9 | | | | | | |
| GAINEY, L.J. | 2 | 5 | 29 | 5.8 | 0 | 18 | 14.5 | 2 | 5 | 29 | 5.8 | 0 | 18 | 14.5 | | | | | | |
| MOSS, Jonathan | 2 | 3 | 46 | 15.3 | 0 | 32 | 23.0 | 2 | 3 | 46 | 15.3 | 0 | 32 | 23.0 | | | | | | |
| GRAY, Tyre | 2 | 3 | 20 | 6.7 | 0 | 8 | 10.0 | 2 | 3 | 20 | 6.7 | 0 | 8 | 10.0 | | | | | | |
| FEGGINS, Jensen | 2 | 2 | 29 | 14.5 | 0 | 17 | 14.5 | 2 | 2 | 29 | 14.5 | 0 | 17 | 14.5 | | | | | | |
| PERKINS, Rajai | 2 | 1 | 5 | 5.0 | 0 | 5 | 2.5 | 2 | 1 | 5 | 5.0 | 0 | 5 | 2.5 | | | | | | |
| GORDON, Trae | 2 | 1 | -6 | -6.0 | 0 | 0 | -3.0 | 5 | 1 | -6 | -6.0 | 0 | 0 | -1.2 | | | | | | |
| Total | 2 | 56 | 531 | 9.5 | 2 | 55 | 265.5 | | | | | | | | | | | | | |
| Opponents | 2 | 37 | 523 | 14.1 | 6 | 68 | 261.5 | | | | | | | | | | | | | |
| Total Offense | | | | | | | | | | | | | | | | | | | | |
| | g | plays | rush | pass | total | avg/g | g | plays | rush | pass | total | avg/g | | | | | | | | |
| HUMPHRIES, KD | 2 | 100 | -14 | 519 | 505 | 252.5 | 30 | 1315 | 267 | 7861 | 8128 | 270.9 | | | | | | | | |
| JOHNSON, Demetri | 2 | 25 | 66 | 0 | 66 | 33.0 | 25 | 25 | 66 | 0 | 66 | 2.6 | | | | | | | | |
| DODSON, Mark | 1 | 4 | 16 | 0 | 16 | 16.0 | 1 | 4 | 16 | 0 | 16 | 16.0 | | | | | | | | |
| BIRSE, Cameron | 1 | 4 | -4 | 18 | 14 | 14.0 | 1 | 4 | -4 | 18 | 14 | 14.0 | | | | | | | | |
| MCGRAW, Mareio | 2 | 3 | 9 | 0 | 9 | 4.5 | 2 | 3 | 9 | 0 | 9 | 4.5 | | | | | | | | |
| GAINEY, L.J. | 2 | 2 | 3 | 0 | 3 | 1.5 | 2 | 2 | 3 | 0 | 3 | 1.5 | | | | | | | | |
| GORDON, Trae | 2 | 2 | 2 | 0 | 2 | 1.0 | 5 | 2 | 2 | 0 | 2 | 0.4 | | | | | | | | |
| HARTZ, Houston | 1 | 2 | 6 | -6 | 0 | 0.0 | 3 | 4 | 6 | -4 | 2 | 0.7 | | | | | | | | |
| TEAM | 1 | 1 | -22 | 0 | -22 | -22.0 | | | | | | | | | | | | | | |
| Total | 2 | 143 | 62 | 531 | 593 | 296.5 | | | | | | | | | | | | | | |
| Opponents | 2 | 153 | 461 | 523 | 984 | 492.0 | | | | | | | | | | | | | | |
| Scoring | | | | | | | | | | | | | | | | | | | | |
| | td | fg | PAT | | | | td | fg | PAT | | | | | | | | | | | |
| | | | kick | rush | rcv | pass | dxp | saf | pts | | | kick | rush | rcv | pass | dxp | saf | pts | | |
| MITCHELL, Connor | - | 4-5 | 1-1 | - | - | - | - | - | 13 | - | 13-19 | 25-26 | - | - | - | - | - | 64 | | |
| GANDY, Jordon | 2 | - | - | - | - | - | - | - | 12 | 4 | - | - | - | - | - | - | - | 24 | | |
| STULTS, Mitch | - | - | - | 0-1 | - | - | - | - | 0 | - | - | - | 0-1 | - | - | - | - | 0 | | |
| Total | 2 | 4-5 | 1-1 | 0-1 | - | - | - | - | 25 | | | | | | | | | | | |
| Opponents | 11 | 1-3 | 9-10 | 1-1 | - | - | - | - | 80 | | | | | | | | | | | |
| Punt Returns | | | | | | | | | | | | | | | | | | | | |
| | no. | yds | avg | td | lg | no. | yds | avg | td | lg | | | | | | | | | | |
| GOLSON, Malik | 3 | 1 | 0.3 | 0 | 2 | 3 | 1 | 0.3 | 0 | 2 | | | | | | | | | | |
| Total | 3 | 1 | 0.3 | 0 | 2 | | | | | | | | | | | | | | | |
| Opponents | 4 | 2 | 0.5 | 0 | 22 | | | | | | | | | | | | | | | |

2016 SEASON/CAREER STATS

| SEASON | | | | | | CAREER | | | | | | | | | | |
|-----------------------|-----|------|------|------|-----|--------|-------|-------|----|------|------|----|-----|----|-------|-------|
| Kick Returns | | | | | | | | | | | | | | | | |
| | no. | yds | avg | td | lg | no. | yds | avg | td | lg | | | | | | |
| GOLSON, Malik | 2 | 33 | 16.5 | 0 | 20 | 2 | 33 | 16.5 | 0 | 20 | | | | | | |
| WADE, D'Montre | 1 | 19 | 19.0 | 0 | 19 | 1 | 31 | 31.0 | 0 | 19 | | | | | | |
| JOHNSON, Demetri | 1 | 23 | 23.0 | 0 | 23 | 1 | 23 | 23.0 | 0 | 23 | | | | | | |
| MCGRAW, Mareio | 1 | 16 | 16.0 | 0 | 16 | 1 | 16 | 16.0 | 0 | 16 | | | | | | |
| Total | 5 | 91 | 18.2 | 0 | 23 | | | | | | | | | | | |
| Opponents | 4 | 87 | 21.8 | 0 | 41 | | | | | | | | | | | |
| Interceptions | | | | | | | | | | | | | | | | |
| | no. | yds | avg | td | lg | no. | yds | avg | td | lg | | | | | | |
| WADE, D'Montre | 1 | 4 | 4.0 | 0 | 4 | 2 | 4 | 2.0 | 0 | 4 | | | | | | |
| Total | 1 | 4 | 4.0 | 0 | 4 | | | | | | | | | | | |
| Opponents | 5 | 13 | 2.6 | 0 | 15 | | | | | | | | | | | |
| Fumble Returns | | | | | | | | | | | | | | | | |
| | no. | yds | avg | td | lg | no. | yds | avg | td | lg | | | | | | |
| BOONE, Dylan | 1 | 20 | 20.0 | 0 | 20 | 2 | 80 | 40.0 | 1 | 60 | | | | | | |
| Total | 1 | 20 | 20.0 | 0 | 20 | | | | | | | | | | | |
| Opponents | 0 | 0 | 0.0 | 0 | 0 | | | | | | | | | | | |
| All Purpose | | | | | | | | | | | | | | | | |
| | g | rush | rcv | pr | kr | ir | total | avg/g | g | rush | rcv | pr | kr | ir | total | avg/g |
| JOHNSON, D | 2 | 66 | 103 | 0 | 23 | 0 | 192 | 96.0 | 25 | 66 | 103 | 0 | 23 | 0 | 192 | 7.7 |
| GANDY, Jord | 2 | 0 | 140 | 0 | 0 | 0 | 140 | 70.0 | 20 | 0 | 275 | 0 | 0 | 0 | 275 | 13.8 |
| GOLSON, Ma | 2 | 0 | 55 | 1 | 33 | 0 | 89 | 44.5 | 2 | 0 | 55 | 1 | 33 | 0 | 89 | 44.5 |
| BLACKBURN, | 2 | 0 | 72 | 0 | 0 | 0 | 72 | 36.0 | 35 | 27 | 1430 | 0 | 151 | 0 | 1608 | 45.9 |
| MOSS, Jonat | 2 | 0 | 46 | 0 | 0 | 0 | 46 | 23.0 | 2 | 0 | 46 | 0 | 0 | 0 | 46 | 23.0 |
| STULTS, Mitc | 2 | 0 | 38 | 0 | 0 | 0 | 38 | 19.0 | 27 | 0 | 258 | 0 | 0 | 0 | 258 | 9.6 |
| GAINEY, L.J. | 2 | 3 | 29 | 0 | 0 | 0 | 32 | 16.0 | 2 | 3 | 29 | 0 | 0 | 0 | 32 | 16.0 |
| FEGGINS, Je | 2 | 0 | 29 | 0 | 0 | 0 | 29 | 14.5 | 2 | 0 | 29 | 0 | 0 | 0 | 29 | 14.5 |
| MCGRAW, M | 2 | 9 | 0 | 0 | 16 | 0 | 25 | 12.5 | 2 | 9 | 0 | 0 | 16 | 0 | 25 | 12.5 |
| WADE, D'Mo | 2 | 0 | 0 | 0 | 19 | 4 | 23 | 11.5 | 22 | 0 | 0 | 0 | 31 | 4 | 35 | 1.6 |
| GRAY, Tyre | 2 | 0 | 20 | 0 | 0 | 0 | 20 | 10.0 | 2 | 0 | 20 | 0 | 0 | 0 | 20 | 10.0 |
| DODSON, Ma | 1 | 16 | 0 | 0 | 0 | 0 | 16 | 16.0 | 1 | 16 | 0 | 0 | 0 | 0 | 16 | 16.0 |
| HARTZ, Hous | 1 | 6 | 0 | 0 | 0 | 0 | 6 | 6.0 | 3 | 6 | 0 | 0 | 0 | 0 | 6 | 2.0 |
| PERKINS, Ra | 2 | 0 | 5 | 0 | 0 | 0 | 5 | 2.5 | 2 | 0 | 5 | 0 | 0 | 0 | 5 | 2.5 |
| BIRSE, Came | 1 | -4 | 0 | 0 | 0 | 0 | -4 | -4.0 | 1 | -4 | 0 | 0 | 0 | 0 | -4 | -4.0 |
| GORDON, Tr | 2 | 2 | -6 | 0 | 0 | 0 | -4 | -2.0 | 5 | 2 | -6 | 0 | 0 | 0 | -4 | -0.8 |
| HUMPHRIES, | 2 | -14 | 0 | 0 | 0 | 0 | -14 | -7.0 | 30 | 267 | 9 | 0 | 0 | 0 | 276 | 9.2 |
| TEAM | 1 | -22 | 0 | 0 | 0 | 0 | -22 | -22.0 | | | | | | | | |
| Total | 2 | 62 | 531 | 1 | 91 | 4 | 689 | 344.5 | | | | | | | | |
| Opponents | 2 | 461 | 523 | 2 | 87 | 13 | 1086 | 543.0 | | | | | | | | |
| Field Goals | | | | | | | | | | | | | | | | |
| | att | good | long | blkd | att | good | long | blkd | | | | | | | | |
| MITCHELL, Connor | 5 | 4 | 37 | 0 | 19 | 13 | 41 | 0 | | | | | | | | |
| Total | 5 | 4 | 37 | 0 | | | | | | | | | | | | |
| Opponents | 3 | 1 | 48 | 1 | | | | | | | | | | | | |
| Punting | | | | | | | | | | | | | | | | |
| | no. | yds | avg | lg | blk | no. | yds | avg | lg | blk | | | | | | |
| STRATTON, Landon | 13 | 477 | 36.7 | 51 | 0 | 75 | 3078 | 41.0 | 74 | 0 | | | | | | |
| Total | 13 | 477 | 36.7 | 51 | 0 | | | | | | | | | | | |
| Opponents | 10 | 393 | 39.3 | 52 | 0 | | | | | | | | | | | |
| Kickoffs | | | | | | | | | | | | | | | | |
| | no. | yds | avg | tb | ob | no. | yds | avg | tb | ob | | | | | | |
| MITCHELL, Connor | 7 | 372 | 53.1 | 2 | 1 | 41 | 2326 | 56.7 | 4 | 3 | | | | | | |
| Total | 7 | 372 | 53.1 | 2 | 1 | | | | | | | | | | | |
| Opponents | 13 | 779 | 59.9 | 5 | 1 | | | | | | | | | | | |

2016 SEASON/CAREER STATS

| ## | Defensive Leaders | SEASON | | | | | | | | | | CAREER | | | | | | | | | | |
|-----------|-------------------|--------|----|----|-------|---------|-----|----|----|----|-----|--------|----|----|-------|------|------|-----|----|----|----|-----|
| | | gp | ua | a | total | tflsack | int | pb | fr | ff | blk | gp | ua | a | total | tfl | sack | int | pb | fr | ff | blk |
| 9 | CRITTENDON, La | 2 | 6 | 14 | 2 | 4.0 | . | . | . | . | 1 | 25 | 20 | 28 | 48 | 5.0 | . | . | . | . | . | 1 |
| 21 | WADE, Zachary | 2 | 7 | 12 | 1 | 0.0 | . | . | . | . | . | 2 | 7 | 12 | 19 | 0.0 | . | . | . | . | . | . |
| 4 | JACKSON, Jonath | 2 | 7 | 7 | 1 | 2.0 | 2. | . | . | . | . | 32 | 12 | 13 | 252 | 18.0 | 6.0 | . | 2 | 1 | 1 | . |
| 22 | BOONE, Dylan | 2 | 8 | 6 | 1 | 1.0 | . | . | . | 1 | . | 25 | 48 | 22 | 70 | 3.5 | 0.5 | . | 2 | 2 | . | . |
| 13 | WILLIAMS, Quincy | 2 | 4 | 9 | 1 | 1.0 | . | . | . | . | . | 13 | 22 | 22 | 44 | 4.0 | . | . | 1 | 1 | . | . |
| 25 | PAIGE, Marico | 2 | 3 | 7 | 1 | 0.0 | . | . | . | . | . | 2 | 3 | 7 | 10 | 0.0 | . | . | . | . | . | . |
| 6 | SANFORD, Marqu | 2 | 4 | 5 | 9 | 0.0 | . | . | . | . | . | 13 | 37 | 22 | 59 | 1.0 | . | 2 | 3 | . | 1 | . |
| 31 | RODRIGUEZ, Sea | 2 | 2 | 7 | 9 | 0.0 | . | . | . | . | . | 2 | 2 | 7 | 9 | 0.0 | . | . | . | . | . | . |
| 24 | OMLI, Toby | 2 | 4 | 4 | 8 | 1.0 | 1. | . | . | . | . | 9 | 28 | 29 | 57 | 1.5 | 1.0 | . | 1 | . | . | . |
| 5 | WADE, D'Montre | 2 | 3 | 3 | 6 | 0.0 | . | 1 | 3 | . | . | 22 | 62 | 37 | 99 | 1.5 | 0.5 | 2 | 1 | . | . | . |
| 8 | SHIPLEY, Zach | 2 | 1 | 5 | 6 | 0.0 | . | . | . | . | . | 25 | 9 | 9 | 18 | 0.0 | . | . | . | . | . | . |
| 17 | FOSTER, Isaiah | 2 | 1 | 5 | 6 | 0.5 | . | . | . | . | . | 2 | 1 | 5 | 6 | 0.5 | . | . | . | . | . | . |
| 54 | STAHL, Chris | 2 | . | 4 | 4 | 0.0 | . | . | . | . | . | 2 | . | 4 | 4 | 0.0 | . | . | . | . | . | . |
| 98 | TILLMAN, Korey | 2 | . | 4 | 4 | 0.0 | . | . | . | . | . | 2 | . | 4 | 4 | 0.0 | . | . | . | . | . | . |
| 99 | JOHNSON, Rasha | 2 | 2 | 1 | 3 | 0.0 | . | . | . | . | . | 13 | 4 | 4 | 8 | 0.0 | . | . | . | . | . | . |
| 36 | WHITT, D'Vaughn | 2 | 2 | 1 | 3 | 0.5 | . | . | . | . | . | 2 | 2 | 1 | 3 | 0.5 | . | . | . | . | . | . |
| 27 | WILLARD, Greg | 2 | 2 | . | 2 | 0.0 | . | . | . | . | . | 19 | 3 | 4 | 7 | 0.0 | . | . | . | . | . | . |
| 45 | SHAW, Derrick | 2 | 1 | 1 | 2 | 0.0 | . | . | . | . | . | 2 | 1 | 1 | 2 | 0.0 | . | . | . | . | . | . |
| 32 | ELRINGTON, Zuri | 2 | 1 | 1 | 2 | 0.0 | . | . | . | . | . | 9 | 3 | 6 | 9 | 0.0 | . | . | . | . | . | . |
| 90 | NALLS, Dee | 2 | 1 | 1 | 2 | 0.0 | . | . | . | . | . | 2 | 1 | 1 | 2 | 0.0 | . | . | . | . | . | . |
| 94 | OWENS, Silas | 2 | . | 2 | 2 | 0.0 | . | . | . | . | . | 13 | 2 | 3 | 5 | 0.5 | 0.5 | . | . | . | . | . |
| 95 | QUINN, Troy-Wayn | 2 | . | 1 | 1 | 0.0 | . | . | . | . | . | 2 | . | 1 | 1 | 0.0 | . | . | . | . | . | . |
| 71 | BANKS, Noah | 2 | 1 | . | 1 | 0.0 | . | . | . | . | . | 2 | 1 | . | 1 | 0.0 | . | . | . | . | . | . |
| 39 | DAVIS, Andre | 1 | . | 1 | 1 | 0.0 | . | . | . | . | . | 1 | . | 1 | 1 | 0.0 | . | . | . | . | . | . |
| 47 | ADAMS, Robert | 2 | . | 1 | 1 | 0.0 | . | . | . | . | . | 2 | . | 1 | 1 | 0.0 | . | . | . | . | . | . |
| 34 | WALTON, Nigel | 2 | . | 1 | 1 | 0.0 | . | . | . | . | . | 2 | . | 1 | 1 | 0.0 | . | . | . | . | . | . |
| 20 | MCGRAW, Mareio | 2 | 1 | . | 1 | 0.0 | . | . | . | . | . | 2 | 1 | . | 1 | 0.0 | . | . | . | . | . | . |
| 1 | GOLSON, Malik | 2 | 1 | . | 1 | 0.0 | . | . | . | 1 | . | 2 | 1 | . | 1 | 0.0 | . | . | . | . | 1 | . |
| 26 | JOHNSON, Demetr | 2 | 1 | . | 1 | 0.0 | . | . | . | . | . | 25 | 19 | 8 | 27 | 0.0 | . | . | . | 1 | . | . |
| 41 | MITCHELL, Conno | 2 | 1 | . | 1 | 0.0 | . | . | . | . | . | 11 | 1 | . | 1 | 0.0 | . | . | . | . | . | . |
| Total | | 2 | 64 | 10 | 16 | 10 | 3 | 1 | 3 | 1 | 1 | 1 | 1 | 1 | 1 | | | | | | | |
| Opponents | | 2 | 75 | 72 | 14 | 19 | 8 | 5 | 5 | 2 | 1 | . | | | | | | | | | | |

INDIVIDUAL CAREER HIGHS

#2 • KD Humphries • R-Sr. • QB

| | |
|-----------------------|--------------------|
| Pass Attempts..... | 62 (TTU, 10/4/14) |
| Pass Completions..... | 48 (TTU, 10/4/14) |
| Interceptions..... | 3 (3 Times) |
| Pass TDs..... | 6 (SEMO, 10/11/14) |
| Pass Yards..... | 491 (TTU, 10/4/14) |
| Rush Attempts..... | 16 (TSU, 11/22/14) |
| Rush TDs..... | 2 (4 Times) |
| Rush Yards..... | 55 (KWC, 10/25/14) |

#4 • Jonathan Jackson • Sr. • LB

| | |
|------------------------|-------------------|
| Tackles..... | 19 (Twice) |
| Tackles-For-Loss..... | 2.0 (Twice) |
| Sacks..... | 2.0 (ILL, 9/3/16) |
| Fumbles Forced..... | 1 (TTU, 9/26/15) |
| Fumbles Recovered..... | 1 (UKY, 8/28/14) |
| QB Hurries..... | 2 (UTM, 10/24/15) |
| Pass Breakups..... | 1 (Twice) |

#5 • D'Montre Wade • R-Jr. • DB

| | |
|-----------------------|---------------------|
| Tackles..... | 12 (UTM, 11/1/14) |
| Tackles-For-Loss..... | 1.0 (LOU, 9/6/14) |
| Sacks..... | 0.5 (EKU, 11/14/15) |
| Interceptions..... | 1 (Twice) |
| QB Hurries..... | 2 (UTM, 10/24/15) |
| Pass Breakups..... | 2 (4 Times) |

#6 • Marquez Sanford • So. • DB

| | |
|-----------------------|---------------------|
| Tackles..... | 9 (WMU, 9/19/15) |
| Tackles-For-Loss..... | 1.0 (EKU, 11/14/15) |
| Interceptions..... | 1 (Twice) |
| Pass Breakups..... | 2 (EKU, 11/14/15) |
| Fumbles Forced..... | 1 (JSU, 11/21/15) |
| Touchdowns..... | 1 (EIU, 10/31/15) |

#8 • Zach Shipley • R-Jr. • DB

| | |
|--------------|-------------------|
| Tackles..... | 4 (EIU, 10/31/15) |
|--------------|-------------------|

#9 • Lamont Crittendon • R-Jr. • LB

| | |
|-----------------------|---------------------|
| Tackles..... | 12 (MOST, 9/10/15) |
| Tackles-For-Loss..... | 3.0 (MOST, 9/10/15) |
| Blocked Kicks..... | 1 (MOST, 9/10/15) |
| QB Hurries..... | 2 (UTM, 10/24/15) |

#12 • Mitch Stults • Sr. • WR

| | |
|----------------------|--------------------|
| Receptions..... | 4 (MOST, 9/10/15) |
| Receiving Yards..... | 43 (JSU, 10/27/14) |

#13 • Quincy Williams • R-So. • LB

| | |
|------------------------|---------------------|
| Tackles..... | 8 (EKU, 11/14/15) |
| Tackles-For-Loss..... | 2.0 (EIU, 10/31/15) |
| Fumbles Recovered..... | 1 (EKU, 11/14/15) |
| Pass Breakups..... | 1 (EKU, 11/14/15) |
| QB Hurries..... | 2 (ILL, 9/3/16) |

#15 • Jordan Gandy • Jr. • WR

| | |
|----------------------|---------------------|
| Receptions..... | 7 (MOST, 9/10/15) |
| Receiving Yards..... | 104 (MOST, 9/10/15) |
| Receiving TDs..... | 2 (MOST, 9/10/15) |

#22 • Dylan Boone • Jr. • DB

| | |
|------------------------|-------------------|
| Tackles..... | 8 (EIU, 11/8/14) |
| Tackles-For-Loss..... | 1.0 (3 Times) |
| Sacks..... | 0.5 JSU (1/21/15) |
| Fumbles Recovered..... | 1 (Twice) |
| Pass Breakup..... | 1 (Twice) |
| Touchdowns..... | 1 (NIU, 9/12/15) |

#24 • Toby Omli • Sr. • DB

| | |
|-----------------------|---------------------|
| Tackles..... | 15 (WMU, 9/19/15) |
| Tackles-For-Loss..... | 1.0 (MOST, 9/10/15) |
| Sacks..... | 1.0 (MOST, 9/10/15) |
| Pass Breakup..... | 1 (NIU, 9/12/15) |

#26 • Demetric Johnson • R-Jr. • RB

| | |
|------------------------|--------------------|
| Rush Attempts..... | 19 (MOST, 9/10/15) |
| Rush Yards..... | 68 (MOST, 9/10/15) |
| Receptions..... | 7 (MOST, 9/10/15) |
| Receiving Yards..... | 77 (MOST, 9/10/15) |
| Fumbles Recovered..... | 1 (WMU, 9/19/15) |

#27 • Greg Willard • Jr. • DB

| | |
|--------------|------------------|
| Tackles..... | 2 (WMU, 9/19/15) |
|--------------|------------------|

#32 • Zuri Elrington • Sr. • DL

| | |
|-----------------|-------------------|
| Tackles..... | 3 (UTM, 10/24/15) |
| QB Hurries..... | 1 (MOST, 9/10/15) |

#37 • Landon Stratton • R-So. • P

| | |
|----------------------|---------------------|
| Punts..... | 8 (3 Times) |
| Punt Yards..... | 364 (EIU, 10/31/15) |
| Punt Average..... | 46.6 (WMU, 9/19/1) |
| Longest Punt..... | 71 (EIU, 10/31/15) |
| Touchbacks..... | 3 (EIU, 10/31/15) |
| Punts Inside 20..... | 4 (JSU, 11/21/15) |

#41 • Connor Mitchell • R-Sr. • K

| | |
|-----------------------|--------------------|
| Kickoffs..... | 7 (Twice) |
| Touchbacks..... | 2 (MOST, 9/10/15) |
| PATs Made..... | 6 (UTM, 10/24/15) |
| Field Goals Made..... | 3 (MOST, 9/10/15) |
| Long Field Goal..... | 41 (EKU, 11/14/15) |

#85 • Jesse Blackburn • Sr. • WR

| | |
|----------------------|---------------------|
| Receptions..... | 10 (TSU, 11/7/15) |
| Receiving Yards..... | 170 (EKU, 11/23/13) |
| Receiving TDs..... | 2 (3 Times) |

INDIVIDUAL CAREER HIGHS

#91 ▪ Bishop Woods ▪ Jr. ▪ DL

Tackles 10 (Twice)
Tackles-For-Loss 2.0 Twice
Sacks 1.0 (EKU, 11/14/15)
Forced Fumbles 1 (EKU, 11/14/15)
Fumbles Recovered 1 (Twice)
QB Hurries 2 (TTU, 9/26/15)

#94 ▪ Silas Owens ▪ So. ▪ DL

Tackles 2 (APSU, 10/10/15)
TFL 0.5 (EKU, 11/14/15)
Sacks 0.5 (EKU, 11/14/15)
QB Hurries 1 (Twice)

#99 ▪ Rashad Johnson ▪ So. ▪ DL

Tackles 2 (3 Times)

2016 MURRAY STATE COACHING STAFF



MITCH STEWART
Head Coach
2nd Season



CHRIS BOONE
Defensive Coordinator
2nd Season



JAKE JOHNSON
Linebackers/ST Coord.
1st Season



GORDON STEELE
Off. Line/Run Game Coord.
3rd Season



SEAN DAWKINS
Running Backs/Co-Run Game
5th Season



CASEY BROCKMAN
Wide Receivers
3rd Season



KEVIN PARK
Linebackers
1st Season



CORICO WRIGHT
Cornerbacks
1st Season



STEVE ADAMS
Dir. of Rec. & Player Personnel
7th Season



CRAIG SWIETON
Strength & Conditioning
6th Season



CARSON HUNTER
Defensive Quality Control
1st Season



DREW BURNHAM
Offensive Quality Control
2nd Season



GARRETT SCHWETTMAN
Spec. Tms. Qual. Control
1st Season



NICK KNIGHT
Defensive Graduate Asst.
1st Season



HARRIS BIVIN
Offensive Graduate Asst.
1st Season



MIKE IVEN
Video Coordinator
1st Season



FULTON HART
Athletic Trainer
10th Season



DALVIN JONES
Equipment Manger
2nd Season



TAMRA GARRISON
Administrative Asst.
10th Season



BO RYDECKI
S&C Student Assistant
2nd Season

2016 MURRAY STATE DEFENSE



JONATHAN JACKSON

LB • 5-11 • 211 • Sr.
Mayfield, Ky.



D'MONTRE WADE

DB • 6-0 • 192 • R-Jr.
Columbia, Tenn.



MARQUEZ SANFORD

DB • 5-11 • 170 • So.
Macon, Ga.



ZACH SHIPLEY

DB • 5-10 • 178 • R-Jr.
Madisonville, Ky.



LAMONT CRITTENDON

LB • 5-10 • 235 • Jr.
Decatur, Ala.



QUINCY WILLIAMS

LB • 6-0 • 215 • R-So.
Birmingham, Ala.



ISAIAH FOSTER

DB • 6-2 • 175 • Jr.
Pacoima, Calif.



ZACHARY WADE

DB • 5-11 • 193 • R-Jr.
Newport Beach, Calif.



DYLAN BOONE

DB • 5-11 • 193 • Jr.
Murray, Ky.




MARCUS MEREDITH

DB • 5-11 • 193 • R-Jr.
San Clemente, Calif.



TOBY OMLI

DB • 6-0 • 200 • Sr.
Brookville, Kan.




MARICO PAIGE

LB • 6-1 • 220 • Jr.
Wesson, Miss.



GREG WILLARD

DB • 5-9 • 170 • Jr.
Decatur, Ala.



SEAN MOORE

DB • 5-10 • 170 • Fr.
Davie, Fla.



TYLER GRAY

DB • 5-11 • 155 • Fr.
Columbia, Mo.



SEAN RODRIGUEZ

LB • 6-0 • 210 • Jr.
Nickerson, Kan.



ZURI ELRINGTON

DL • 6-3 • 265 • Sr.
Los Angeles, Calif.



NIGEL WALTON

DB • 6-0 • 170 • Fr.
Atlanta, Ga.



D'VAUGHN WHITT

DB • 5-10 • 170 • Fr.
Clarksville, Tenn.



ANDRE DAVIS

DB • 5-11 • 175 • Fr.
Lexington, Ky.

2016 MURRAY STATE DEFENSE



42

JORDAN TYLER

LB • 6-0 • 221 • R-So.
Paducah, Ky.



43

JOHN WELSH

DB • 5-10 • 168 • R-So.
Paducah, Ky.



44

JOSH MALONE

DB • 5-11 • 185 • Fr.
Memphis, Tenn.



45

DERRICK SHAW

LB • 6-1 • 240 • Fr.
Alabaster, Ala.



46

ERNEST KENTY

DB • 6-2 • 205 • Fr.
Birmingham, Ala.



47

ROBERT ADAMS

LB • 6-2 • 235 • Fr.
Tuscaloosa, Ala.



49

CHASE BOLING

LB • 6-2 • 235 • So.
Lexington, Ky.



50

PARIS WILSON

LB • 6-2 • 215 • Fr.
Memphis, Tenn.



53

NOLAN NICHOLS

DB • 5-11 • 215 • R-So.
Benton, Ky.



54

CHRIS STAHL


DL • 6-2 • 285 • Fr.
St. Louis, Mo.



73

MICHAEL MAGOCHY

DL • 6-4 • 220 • Fr.
Franklin, Tenn.



90

DEE NALLS

DL • 6-4 • 305 • Jr.
Fayette, Ala.



91

BISHOP WOODS

DL • 6-2 • 253 • Jr.
Atlanta, Ga.



92

QUINDARIUS COLES


DL • 6-4 • 250 • Fr.
Bessemer, Ala.



94

SILAS OWENS


DL • 6-4 • 240 • So.
New Market, Ala.



95

TROY-WAYNE QUINN

DL • 6-1 • 245 • Jr.
Prattville, Ala.



96

GRIFFIN MARTIN

DL • 6-4 • 250 • R-Fr.
Elba, Ala.



97

RYAN DUVALL


DL • 6-5 • 225 • R-So.
Owensboro, Ky.



98

KOREY TILLMAN

DL • 6-4 • 270 • Fr.
New Orleans, La.



99

RASHAD JOHNSON

DL • 6-1 • 270 • So.
Barnesville, Ga.

2016 MURRAY STATE OFFENSE



1

**MALIK
GOLSON**

WR ■ 5-9 ■ 180 ■ R-Sr.
San Diego, Calif.



2

**KD
HUMPHRIES**

QB ■ 6-3 ■ 225 ■ R-Sr.
Montgomery, Ala.



3

**L.J.
GAINNEY**


WR ■ 5-11 ■ 187 ■ Jr.
Snellville, Ga.



7

**MARK
DODSON**

DB ■ 5-11 ■ 170 ■ So.
Memphis, Tenn.



8

**NATE
EMBRY**


QB ■ 6-4 ■ 220 ■ Fr.
Madisonville, Ky.



12

**MITCH
STULTS**

WR ■ 5-9 ■ 175 ■ Sr.
Hamilton, Ala.



13

**BRENDAN
BOGNAR**

QB ■ 6-6 ■ 225 ■ R-Fr.
St. Louis, Mo.



14

**CAMERON
BIRSE**

QB ■ 6-2 ■ 235 ■ R.-Jr.
Danville, Calif



15

**TYRE
GRAY**

WR ■ 5-10 ■ 170 ■ Fr.
Alexander City, Ala.



16

**JORDON
GANDY**


WR ■ 6-4 ■ 210 ■ Jr.
Athens, Ala.



18

**ELI
OLTEAN**

QB ■ 6-2 ■ 190 ■ Fr.
St. Joseph, Ill.



19

**HOUSTON
HARTZ**


QB ■ 6-2 ■ 195 ■ R-So.
Owensboro, Ky.



20

**MAREIO
MCGRAW**


WR ■ 6-0 ■ 180 ■ Fr.
Nashville, Tenn.



26

**DEMETRIC
JOHNSON**


RB ■ 6-0 ■ 185 ■ R-Jr.
South Pittsburg, Tenn.



28

**NICK
COLLINS**

WR ■ 5-7 ■ 185 ■ Fr.
Columbia, Mo.



30

**TRAE
GORDON**

RB ■ 5-9 ■ 185 ■ So.
Louisville, Ky.



33

**ETHON
FELTON**

RB ■ 6-0 ■ 217 ■ R-So.
Muscle Shoals, Ala.



35

**DREW
RUTLAND**


WR ■ 6-5 ■ 215 ■ So.
Memphis, Tenn.



48

**DRAKE
VANHOOSER**

RB ■ 6-0 ■ 240 ■ R-Fr.
Princeton, Ky.



51

**RYAN
RAINEY**

OL ■ 6-1 ■ 295 ■ R-Jr.
Saucier, Miss.

2016 MURRAY STATE OFFENSE



**KWAN
STALLWORTH**
OL ■ 6-4 ■ 295 ■ So.
Lithonia, Ga.



**AUSTIN
HOGANCAMP**
OL ■ 6-3 ■ 250 ■ Fr.
North Sutton, N.H.



**BRANT
NEWMAN**
OL ■ 6-2 ■ 286 ■ R-Fr.
Germantown, Tenn.



**DANTE
DARCUS**
OL ■ 6-1 ■ 265 ■ R-Fr.
Murray, Ky.




**NATE
WILKINSON**
OL ■ 6-3 ■ 290 ■ Fr.
Franklin, Tenn.



**TONY
MAYS II**
OL ■ 6-4 ■ 305 ■ R-Sr.
Memphis, Tenn.



**LEIGHTON
COLBY**
OL ■ 6-1 ■ 255 ■ R-Fr.
Murfreesboro, Tenn.



**CHRIS
WHITE**
OL ■ 6-3 ■ 310 ■ So.
Daphne, Ala.



**JACE
BRAGG**
OL ■ 6-3 ■ 275 ■ R-Fr.
Baton Rouge, La.



**NOAH
BANKS**
OL ■ 6-8 ■ 310 ■ R-Fr.
Pensacola, Fla.



**STEVEN
CLEMMONS**
OL ■ 6-4 ■ 295 ■ Fr.
Lewisburg, Tenn.



**CAM
CARTER**
OL ■ 6-6 ■ 280 ■ Fr.
Adamsville, Ala.



**INGRAM
TILLARD**
OL ■ 6-5 ■ 330 ■ Jr.
Germantown, Tenn.



**JOE
IRBY**
OL ■ 6-4 ■ 297 ■ Jr.
Nashville, Tenn.



**STERLING
TAYLOR**
WR ■ 6-0 ■ 190 ■ R-Jr.
Morrow, Ga.



**CALEB
SHEFFER**
WR ■ 6-4 ■ 200 ■ R-Fr.
Hodgenville, Ky.



**SYLVAUGHN
TURNER**
WR ■ 6-2 ■ 170 ■ Fr.
Athens, Ala.



**RAJAI
PERKINS**
WR ■ 6-0 ■ 187 ■ Fr.
St. Louis, Mo.



**JEEESE
BLACKBURN**
WR ■ 6-3 ■ 240 ■ Sr.
Gardendale, Ala.



**JENSEN
FEGGINS**
WR ■ 6-2 ■ 200 ■ R-Fr.
Bowling Green, Ky.



**JONATHAN
MOSS**
WR ■ 6-0 ■ 165 ■ Fr.
Madison, Ala.



**WYATT
DAWSON**
OL ■ 5-11 ■ 266 ■ R-Fr.
Duck, W. Va.

2016 MURRAY STATE SPECIALISTS



**LANDON
STRATTON**

P ■ 6-0 ■ 180 ■ R-So.
Russelville, Ky.



**JAMES
SAPPINGTON**

K/P ■ 6-5 ■ 220 ■ Fr.
Peculiar, Mo.



**WES
DREWERY**

LS ■ 6-3 ■ 230 ■ R-So.
Franklin, Tenn.



**CONNOR
MITCHELL**

K ■ 6-2 ■ 200 ■ R-Sr.
Franklin, Tenn.



**KEENAN
LAUTNER**

P ■ 5-11 ■ 185 ■ Fr.
Lynnville, Ind.



**HECTOR
GARCIA**

K ■ 6-1 ■ 215 ■ R-Fr.
Sedalia, Ky.

2016 TEAM STATS

| Team Statistics | MUR | OPP |
|-------------------------|------------|------------|
| SCORING | 25 | 80 |
| Points Per Game | 12.5 | 40.0 |
| Points Off Turnovers | 6 | 20 |
| FIRST DOWNS | 34 | 44 |
| Rushing | 3 | 21 |
| Passing | 25 | 21 |
| Penalty | 6 | 2 |
| RUSHING YARDAGE | 62 | 461 |
| Yards gained rushing | 146 | 503 |
| Yards lost rushing | 84 | 42 |
| Rushing Attempts | 56 | 92 |
| Average Per Rush | 1.1 | 5.0 |
| Average Per Game | 31.0 | 230.5 |
| TDs Rushing | 0 | 5 |
| PASSING YARDAGE | 531 | 523 |
| Comp-Att-Int | 56-87-5 | 37-61-1 |
| Average Per Pass | 6.1 | 8.6 |
| Average Per Catch | 9.5 | 14.1 |
| Average Per Game | 265.5 | 261.5 |
| TDs Passing | 2 | 6 |
| TOTAL OFFENSE | 593 | 984 |
| Total Plays | 143 | 153 |
| Average Per Play | 4.1 | 6.4 |
| Average Per Game | 296.5 | 492.0 |
| KICK RETURNS: #-Yards | 5-91 | 4-87 |
| PUNT RETURNS: #-Yards | 3-1 | 4-2 |
| INT RETURNS: #-Yards | 1-4 | 5-13 |
| KICK RETURN AVERAGE | 18.2 | 21.8 |
| PUNT RETURN AVERAGE | 0.3 | 0.5 |
| INT RETURN AVERAGE | 4.0 | 2.6 |
| FUMBLES-LOST | 2-2 | 3-1 |
| PENALTIES-Yards | 13-104 | 19-185 |
| Average Per Game | 52.0 | 92.5 |
| PUNTS-Yards | 13-477 | 10-393 |
| Average Per Punt | 36.7 | 39.3 |
| Net punt average | 35.0 | 35.2 |
| KICKOFFS-Yards | 7-372 | 13-779 |
| Average Per Kick | 53.1 | 59.9 |
| Net kick average | 33.6 | 43.3 |
| TIME OF POSSESSION/Game | 25:54 | 34:06 |
| 3RD-DOWN Conversions | 13/37 | 14/32 |
| 3rd-Down Pct | 35% | 44% |
| 4TH-DOWN Conversions | 0/1 | 2/4 |
| 4th-Down Pct | 0% | 50% |
| SACKS BY-Yards | 3-19 | 8-47 |
| MISC YARDS | 0 | 0 |
| TOUCHDOWNS SCORED | 2 | 11 |
| FIELD GOALS-ATTEMPTS | 4-5 | 1-3 |
| ON-SIDE KICKS | 0-1 | 0-1 |
| RED-ZONE SCORES | (5-6) 83% | (5-8) 63% |
| RED-ZONE TOUCHDOWNS | (1-6) 17% | (5-8) 63% |
| PAT-ATTEMPTS | (1-1) 100% | (9-10) 90% |
| ATTENDANCE | 5063 | 48644 |
| Games/Avg Per Game | 1/5063 | 1/48644 |
| Neutral Site Games | | 0/0 |

| Score by Quarters | 1st | 2nd | 3rd | 4th | OT | Total |
|-------------------|-----|-----|-----|-----|----|-------|
| Murray St. | 3 | 13 | 6 | 3 | 0 | 25 |
| Opponents | 21 | 35 | 7 | 17 | 0 | 80 |

2016 INDIVIDUAL STATS

| Rushing | g | att | gain | loss | net | avg | td | lg | avg/g |
|-----------------|---|-----|------|------|-----|-------|----|----|-------|
| JOHNSON, Demetr | 2 | 25 | 80 | 14 | 66 | 2.6 | 0 | 18 | 33.0 |
| DODSON, Mark | 1 | 4 | 16 | 0 | 16 | 4.0 | 0 | 12 | 16.0 |
| MCGRAW, Mareio | 2 | 3 | 9 | 0 | 9 | 3.0 | 0 | 3 | 4.5 |
| HARTZ, Houston | 1 | 1 | 6 | 0 | 6 | 6.0 | 0 | 6 | 6.0 |
| GAINEY, L.J. | 2 | 2 | 3 | 0 | 3 | 1.5 | 0 | 2 | 1.5 |
| GORDON, Trae | 2 | 2 | 2 | 0 | 2 | 1.0 | 0 | 2 | 1.0 |
| BIRSE, Cameron | 1 | 1 | 0 | 4 | -4 | -4.0 | 0 | 0 | -4.0 |
| HUMPHRIES, KD | 2 | 17 | 30 | 44 | -14 | -0.8 | 0 | 9 | -7.0 |
| TEAM | 1 | 1 | 0 | 22 | -22 | -22.0 | 0 | 0 | -22.0 |
| Total | 2 | 56 | 146 | 84 | 62 | 1.1 | 0 | 18 | 31.0 |
| Opponents | 2 | 92 | 503 | 42 | 461 | 5.0 | 5 | 56 | 230.5 |

| Passing | g | effic | comp | att | in | pct | yds | td | lg | avg/g |
|----------------|---|--------|------|-----|----|------|-----|----|----|-------|
| HUMPHRIES, KD | 2 | 112.28 | 53 | 83 | 5 | 63.9 | 519 | 2 | 55 | 259.5 |
| BIRSE, Cameron | 1 | 117.07 | 2 | 3 | 0 | 66.7 | 18 | 0 | 13 | 18.0 |
| HARTZ, Houston | 1 | 49.60 | 1 | 1 | 0 | 100. | -6 | 0 | 0 | -6.0 |
| Total | 2 | 111.73 | 56 | 87 | 5 | 64.4 | 531 | 2 | 55 | 265.5 |
| Opponents | 2 | 161.86 | 37 | 61 | 1 | 60.7 | 523 | 6 | 68 | 261.5 |

| Receiving | g | no. | yds | avg | td | lg | avg/g |
|-----------------|---|-----|-----|------|----|----|-------|
| JOHNSON, Demetr | 2 | 12 | 103 | 8.6 | 0 | 23 | 51.5 |
| GANDY, Jordon | 2 | 9 | 140 | 15.6 | 2 | 55 | 70.0 |
| GOLSON, Malik | 2 | 7 | 55 | 7.9 | 0 | 30 | 27.5 |
| STULTS, Mitch | 2 | 7 | 38 | 5.4 | 0 | 17 | 19.0 |
| BLACKBURN, Jess | 2 | 6 | 72 | 12.0 | 0 | 17 | 36.0 |
| GAINEY, L.J. | 2 | 5 | 29 | 5.8 | 0 | 18 | 14.5 |
| MOSS, Jonathan | 2 | 3 | 46 | 15.3 | 0 | 32 | 23.0 |
| GRAY, Tyre | 2 | 3 | 20 | 6.7 | 0 | 8 | 10.0 |
| FEGGINS, Jensen | 2 | 2 | 29 | 14.5 | 0 | 17 | 14.5 |
| PERKINS, Rajai | 2 | 1 | 5 | 5.0 | 0 | 5 | 2.5 |
| GORDON, Trae | 2 | 1 | -6 | -6.0 | 0 | 0 | -3.0 |
| Total | 2 | 56 | 531 | 9.5 | 2 | 55 | 265.5 |
| Opponents | 2 | 37 | 523 | 14.1 | 6 | 68 | 261.5 |

| Punt Returns | no. | yds | avg | td | lg |
|---------------|-----|-----|-----|----|----|
| GOLSON, Malik | 3 | 1 | 0.3 | 0 | 2 |
| Total | 3 | 1 | 0.3 | 0 | 2 |
| Opponents | 4 | 2 | 0.5 | 0 | 22 |

| Interceptions | no. | yds | avg | td | lg |
|----------------|-----|-----|-----|----|----|
| WADE, D'Montre | 1 | 4 | 4.0 | 0 | 4 |
| Total | 1 | 4 | 4.0 | 0 | 4 |
| Opponents | 5 | 13 | 2.6 | 0 | 15 |

| Kick Returns | no. | yds | avg | td | lg |
|-----------------|-----|-----|------|----|----|
| GOLSON, Malik | 2 | 33 | 16.5 | 0 | 20 |
| JOHNSON, Demetr | 1 | 23 | 23.0 | 0 | 23 |
| MCGRAW, Mareio | 1 | 16 | 16.0 | 0 | 16 |
| WADE, D'Montre | 1 | 19 | 19.0 | 0 | 19 |
| Total | 5 | 91 | 18.2 | 0 | 23 |
| Opponents | 4 | 87 | 21.8 | 0 | 41 |

| Fumble Returns | no. | yds | avg | td | lg |
|----------------|-----|-----|------|----|----|
| BOONE, Dylan | 1 | 20 | 20.0 | 0 | 20 |
| Total | 1 | 20 | 20.0 | 0 | 20 |
| Opponents | 0 | 0 | 0.0 | 0 | 0 |

2016 DEFENSIVE STATS

| # | Defensive Leaders | gp | Tackles | | | tfl/yds | Sacks | Pass defense | | | Fumbles | blkd | | |
|-----------|-------------------|----|---------|-----|-----|---------|--------|--------------|------|------|---------|------|------|-----|
| | | | ua | a | tot | | no-yds | int-yds | brup | qbh | rcv-yds | ff | kick | saf |
| 9 | CRITTENDON, Lamon | 2 | 6 | 14 | 20 | 4.0-11 | . | . | . | . | . | 1 | . | |
| 21 | WADE, Zachary | 2 | 7 | 12 | 19 | . | . | . | . | . | . | . | . | |
| 22 | BOONE, Dylan | 2 | 8 | 6 | 14 | 1.0-2 | . | . | . | 1-20 | . | . | . | |
| 4 | JACKSON, Jonathan | 2 | 7 | 7 | 14 | 2.0-11 | 2.0-11 | . | . | 1 | . | . | . | |
| 13 | WILLIAMS, Quincy | 2 | 4 | 9 | 13 | 1.0-1 | . | . | . | 3 | . | . | . | |
| 25 | PAIGE, Marico | 2 | 3 | 7 | 10 | . | . | . | . | . | . | . | . | |
| 6 | SANFORD, Marquez | 2 | 4 | 5 | 9 | . | . | . | . | . | . | . | . | |
| 31 | RODRIGUEZ, Sean | 2 | 2 | 7 | 9 | . | . | . | . | . | . | . | . | |
| 24 | OMLI, Toby | 2 | 4 | 4 | 8 | 1.0-8 | 1.0-8 | . | . | . | . | . | . | |
| 8 | SHIPLEY, Zach | 2 | 1 | 5 | 6 | . | . | . | . | . | . | . | . | |
| 5 | WADE, D'Montre | 2 | 3 | 3 | 6 | . | . | 1-4 | 3 | . | . | . | . | |
| 17 | FOSTER, Isaiah | 2 | 1 | 5 | 6 | 0.5-0 | . | . | . | . | . | . | . | |
| 54 | STAHL, Chris | 2 | . | 4 | 4 | . | . | . | . | 1 | . | . | . | |
| 98 | TILLMAN, Korey | 2 | . | 4 | 4 | . | . | . | . | . | . | . | . | |
| 36 | WHITT, D'Vaughn | 2 | 2 | 1 | 3 | 0.5-0 | . | . | . | . | . | . | . | |
| 99 | JOHNSON, Rashad | 2 | 2 | 1 | 3 | . | . | . | . | . | . | . | . | |
| 94 | OWENS, Silas | 2 | . | 2 | 2 | . | . | . | . | . | . | . | . | |
| 90 | NALLS, Dee | 2 | 1 | 1 | 2 | . | . | . | . | . | . | . | . | |
| 45 | SHAW, Derrick | 2 | 1 | 1 | 2 | . | . | . | . | . | . | . | . | |
| 32 | ELRINGTON, Zuri | 2 | 1 | 1 | 2 | . | . | . | . | 1 | . | . | . | |
| 27 | WILLARD, Greg | 2 | 2 | . | 2 | . | . | . | . | . | . | . | . | |
| 95 | QUINN, Troy-Wayne | 2 | . | 1 | 1 | . | . | . | . | 2 | . | . | . | |
| 71 | BANKS, Noah | 2 | 1 | . | 1 | . | . | . | . | . | . | . | . | |
| 39 | DAVIS, Andre | 1 | . | 1 | 1 | . | . | . | . | . | . | . | . | |
| 47 | ADAMS, Robert | 2 | . | 1 | 1 | . | . | . | . | . | . | . | . | |
| 34 | WALTON, Nigel | 2 | . | 1 | 1 | . | . | . | . | . | . | . | . | |
| 20 | MCGRAW, Mareio | 2 | 1 | . | 1 | . | . | . | . | . | . | . | . | |
| 1 | GOLSON, Malik | 2 | 1 | . | 1 | . | . | . | . | . | 1 | . | . | |
| 41 | MITCHELL, Connor | 2 | 1 | . | 1 | . | . | . | . | . | . | . | . | |
| 26 | JOHNSON, Demetric | 2 | 1 | . | 1 | . | . | . | . | . | . | . | . | |
| Total | | 2 | 64 | 103 | 167 | 10-33 | 3-19 | 1-4 | 3 | 8 | 1-20 | 1 | 1 | . |
| Opponents | | 2 | 75 | 72 | 147 | 19-92 | 8-47 | 5-13 | 5 | 6 | 2-0 | 1 | . | . |

2016 MURRAY STATE BOX SCORES



Quickie Statistics (Final)
Murray St. vs Illinois (Sep 03, 2016 at Champaign, Ill.)



Quickie Statistics (Final)
Missouri St. vs Murray St. (Sep 10, 2016 at Murray, Ky.)



| | MUR | ILL |
|----------------------------------|---------|---------|
| Score | 3 | 52 |
| FIRST DOWNS | 13 | 21 |
| RUSHES-YARDS (NET) | 26-10 | 40-287 |
| PASSING YDS (NET) | 175 | 228 |
| Passes Att-Comp-Int | 35-21-2 | 24-16-0 |
| TOTAL OFFENSE PLAYS-YARDS | 61-165 | 64-515 |
| Fumble Returns-Yards | 0-0 | 0-0 |
| Punt Returns-Yards | 1--1 | 3-20 |
| Kickoff Returns-Yards | 4-68 | 1-8 |
| Interception Returns-Yards | 0-0 | 2--2 |
| Punts (Number-Avg) | 7-42.4 | 4-43.0 |
| Fumbles-Lost | 1-1 | 1-0 |
| Penalties-Yards | 4-29 | 7-55 |
| Possession Time | 26:32 | 33:28 |
| Third-Down Conversions | 4 of 16 | 6 of 12 |
| Fourth-Down Conversions | 0 of 0 | 1 of 1 |
| Red-Zone Scores-Chances | 1-1 | 3-4 |

| | MSU | MUR |
|----------------------------------|---------|---------|
| Score | 28 | 22 |
| FIRST DOWNS | 23 | 21 |
| RUSHES-YARDS (NET) | 52-174 | 30-72 |
| PASSING YDS (NET) | 295 | 356 |
| Passes Att-Comp-Int | 37-21-1 | 52-35-3 |
| TOTAL OFFENSE PLAYS-YARDS | 89-469 | 82-428 |
| Fumble Returns-Yards | 0-0 | 1-20 |
| Punt Returns-Yards | 1--18 | 2-2 |
| Kickoff Returns-Yards | 3-79 | 1-23 |
| Interception Returns-Yards | 3-15 | 1-4 |
| Punts (Number-Avg) | 6-36.8 | 6-30.0 |
| Fumbles-Lost | 2-1 | 1-1 |
| Penalties-Yards | 12-130 | 9-75 |
| Possession Time | 34:43 | 25:17 |
| Third-Down Conversions | 8 of 20 | 9 of 21 |
| Fourth-Down Conversions | 1 of 3 | 0 of 1 |
| Red-Zone Scores-Chances | 2-4 | 4-5 |

Murray St.

| Rushing | No. | Gain | Loss | Net | TD | Lg | Avg |
|----------------|-----|------|------|-----|----|----|-----|
| DODSON, Mark | 4 | 16 | 0 | 16 | 0 | 12 | 4.0 |
| MCGRAW, Mareio | 2 | 6 | 0 | 6 | 0 | 3 | 3.0 |
| HARTZ, Houston | 1 | 6 | 0 | 6 | 0 | 6 | 6.0 |
| GORDON, Trae | 2 | 2 | 0 | 2 | 0 | 2 | 1.0 |

| Passing | C-A-I | Yds | TD | Long | Sack |
|----------------|---------|-----|----|------|------|
| HUMPHRIES, KD | 18-31-2 | 163 | 0 | 30 | 5 |
| BIRSE, Cameron | 2-3-0 | 18 | 0 | 13 | 1 |

| Receiving | No. | Yards | TD | Long |
|-----------------|-----|-------|----|------|
| JOHNSON, Demtri | 5 | 26 | 0 | 15 |
| BLACKBURN, Jess | 4 | 48 | 0 | 17 |
| STULTS, Mitch | 3 | 12 | 0 | 13 |
| GANDY, Jordan | 2 | 36 | 0 | 29 |

| Punting | No. | Yds | Avg | Long | In20 | TB |
|-----------------|-----|-----|------|------|------|----|
| STRATTON, Lando | 7 | 297 | 42.4 | 51 | 1 | 1 |

| Punt Returns | No. | Yards | TD | Long |
|---------------|-----|-------|----|------|
| GOLSON, Malik | 1 | -1 | 0 | 0 |

| Kick Returns | No. | Yards | TD | Long |
|----------------|-----|-------|----|------|
| GOLSON, Malik | 2 | 33 | 0 | 20 |
| MCGRAW, Mareio | 1 | 16 | 0 | 16 |

| Tackles | UA-A | Total | Sacks | TFL |
|-----------------|------|-------|-------|-----|
| CRITTENDON, La | 2-6 | 8 | 0.0 | 1.0 |
| BOONE, Dylan | 5-2 | 7 | 0.0 | 0.0 |
| WILLIAMS, Quinc | 0-7 | 7 | 0.0 | 0.0 |
| WADE, Zachary | 2-4 | 6 | 0.0 | 0.0 |

Illinois

| Rushing | No. | Gain | Loss | Net | TD | Lg | Avg |
|------------------|-----|------|------|-----|----|----|------|
| Foster, K. | 4 | 118 | 0 | 118 | 2 | 56 | 29.5 |
| Corbin, Reggie | 7 | 71 | 0 | 71 | 1 | 32 | 10.1 |
| Vaughn, Ke'Shawn | 17 | 55 | 6 | 49 | 1 | 13 | 2.9 |
| Nation, Tre | 8 | 47 | 0 | 47 | 0 | 17 | 5.9 |

| Passing | C-A-I | Yds | TD | Long | Sack |
|----------------|---------|-----|----|------|------|
| Lunt, Wes | 15-21-0 | 226 | 3 | 68 | 2 |
| Crouch, Chayce | 1-3-0 | 2 | 0 | 2 | 0 |

| Receiving | No. | Yards | TD | Long |
|---------------|-----|-------|----|------|
| Turner, Malik | 3 | 83 | 2 | 68 |
| Cain, Desmond | 2 | 37 | 1 | 30 |
| Mays, Sam | 2 | 27 | 0 | 19 |
| Reams, Caleb | 2 | 9 | 0 | 5 |

| Punting | No. | Yds | Avg | Long | In20 | TB |
|-------------|-----|-----|------|------|------|----|
| Frain, Ryan | 4 | 172 | 43.0 | 52 | 2 | 1 |

| Punt Returns | No. | Yards | TD | Long |
|----------------|-----|-------|----|------|
| Mosely, Darius | 3 | 20 | 0 | 22 |

| Kick Returns | No. | Yards | TD | Long |
|--------------|-----|-------|----|------|
| Day, Caleb | 1 | 8 | 0 | 8 |

| Tackles | UA-A | Total | Sacks | TFL |
|------------------|------|-------|-------|-----|
| Nickerson, Hardy | 8-3 | 11 | 1.0 | 1.0 |
| Crawford, James | 3-4 | 7 | 0.0 | 0.0 |
| Jones, Julian | 3-3 | 6 | 0.0 | 1.0 |
| Phillips, C. | 4-0 | 4 | 1.0 | 3.0 |

Missouri St.

| Rushing | No. | Gain | Loss | Net | TD | Lg | Avg |
|-----------------|-----|------|------|-----|----|----|------|
| Calan Crowder | 19 | 99 | 2 | 97 | 1 | 22 | 5.1 |
| Jason Randall | 17 | 39 | 2 | 37 | 0 | 7 | 2.2 |
| Brendan Withrow | 1 | 13 | 0 | 13 | 0 | 13 | 13.0 |
| Deion Holliman | 1 | 12 | 0 | 12 | 0 | 12 | 12.0 |

| Passing | C-A-I | Yds | TD | Long | Sack |
|---------------|---------|-----|----|------|------|
| Breck Ruddick | 21-37-1 | 295 | 3 | 46 | 1 |

| Receiving | No. | Yards | TD | Long |
|----------------|-----|-------|----|------|
| Deion Holliman | 5 | 66 | 0 | 20 |
| Malik Earl | 4 | 98 | 0 | 46 |
| Zac Hoover | 2 | 53 | 1 | 39 |
| Erik Furmanek | 2 | 15 | 0 | 9 |

| Punting | No. | Yds | Avg | Long | In20 | TB |
|-----------------|-----|-----|------|------|------|----|
| Zach Drake | 3 | 96 | 32.0 | 37 | 3 | 0 |
| Brendan Withrow | 3 | 125 | 41.7 | 47 | 0 | 1 |

| Punt Returns | No. | Yards | TD | Long |
|----------------|-----|-------|----|------|
| Deion Holliman | 1 | -18 | 0 | 0 |

| Kick Returns | No. | Yards | TD | Long |
|----------------|-----|-------|----|------|
| Deion Holliman | 3 | 79 | 0 | 41 |

| Tackles | UA-A | Total | Sacks | TFL |
|------------------|------|-------|-------|-----|
| Dylan Cole | 9-5 | 14 | 0.0 | 0.5 |
| McNeece Egbim | 5-7 | 12 | 0.5 | 1.0 |
| Cameron Price | 6-0 | 6 | 0.0 | 1.0 |
| Anthony Upchurch | 4-2 | 6 | 0.0 | 1.0 |

Murray St.

| Rushing | No. | Gain | Loss | Net | TD | Lg | Avg |
|-------------------|-----|------|------|-----|----|----|------|
| JOHNSON, Demetric | 19 | 77 | 9 | 68 | 0 | 18 | 3.6 |
| GAINEY, L.J. | 2 | 3 | 0 | 3 | 0 | 2 | 1.5 |
| MCGRAW, Mareio | 1 | 3 | 0 | 3 | 0 | 3 | 3.0 |
| HUMPHRIES, KD | 8 | 17 | 19 | -2 | 0 | 9 | -0.2 |

| Passing | C-A-I | Yds | TD | Long | Sack |
|---------------|---------|-----|----|------|------|
| HUMPHRIES, KD | 35-52-3 | 356 | 2 | 55 | 2 |

| Receiving | No. | Yards | TD | Long |
|-------------------|-----|-------|----|------|
| GANDY, Jordan | 7 | 104 | 2 | 55 |
| JOHNSON, Demetric | 7 | 77 | 0 | 23 |
| GOLSON, Malik | 5 | 21 | 0 | 9 |
| GAINEY, L.J. | 4 | 34 | 0 | 18 |

| Punting | No. | Yds | Avg | Long | In20 | TB |
|-----------------|-----|-----|------|------|------|----|
| STRATTON, Lando | 6 | 180 | 30.0 | 40 | 1 | 0 |

| Punt Returns | No. | Yards | TD | Long |
|---------------|-----|-------|----|------|
| GOLSON, Malik | 2 | 2 | 0 | 2 |

| Kick Returns | No. | Yards | TD | Long |
|----------------|-----|-------|----|------|
| JOHNSON, Demet | 1 | 23 | 0 | 23 |

| Tackles | UA-A | Total | Sacks | TFL |
|------------------|------|-------|-------|-----|
| WADE, Zachary | 5-8 | 13 | 0.0 | 0.0 |
| CRITTENDON, La | 4-8 | 12 | 0.0 | 3.0 |
| JACKSON, Jonatha | 5-4 | 9 | 0.0 | 0.0 |
| PAIGE, Marico | 3-5 | 8 | 0.0 | 0.0 |

| Qtr | Time | Scoring Play | V-H |
|-----|-------|---|--------|
| 1st | 10:09 | ILL - Turner, Malik 5 yd pass from Lunt, Wes (McLaughlin, C. kick), 8-37 4:14 | 0 - 7 |
| | 07:47 | ILL - Turner, Malik 68 yd pass from Lunt, Wes (McLaughlin, C. kick), 1-68 0:12 | 0 - 14 |
| 2nd | 09:36 | ILL - Vaughn, Ke'Shawn 2 yd run (McLaughlin, C. kick), 4-39 1:58 | 0 - 21 |
| | 04:26 | ILL - Foster, K. 56 yd run (McLaughlin, C. kick), 4-68 2:00 | 0 - 28 |
| | 00:48 | MUR - MITCHELL, Conno 34 yd field goal, 10-64 3:38 | 3 - 28 |
| | 00:26 | ILL - Foster, K. 56 yd run (McLaughlin, C. kick), 3-65 0:22 | 3 - 35 |
| 3rd | 05:51 | ILL - Cain, Desmond 30 yd pass from Lunt, Wes (McLaughlin, C. kick), 11-80 5:22 | 3 - 42 |
| 4th | 14:13 | ILL - Corbin, Reggie 1 yd run (McLaughlin, C. kick), 8-75 4:16 | 3 - 49 |
| | 08:44 | ILL - McLaughlin, C. 48 yd field goal, 7-35 4:00 | 3 - 52 |

| Qtr | Time | Scoring Play | V-H |
|-----|-------|---|---------|
| 1st | 11:58 | MSU - Zac Hoover 39 yd pass from Breck Ruddick (Zach Drake kick), 4-55 1:20 | 7 - 0 |
| | 01:50 | MUR - MITCHELL, Connor 31 yd field goal, 7-36 2:22 | 7 - 3 |
| 2nd | 06:35 | MSU - Jason Randall 25 yd pass from Breck Ruddick (Zach Drake kick failed), 5-54 2:15 | 13 - 3 |
| | 05:43 | MUR - GANDY, Jordan 55 yd pass from HUMPHRIES, KD (MITCHELL, Connor kick), 4-74 0:52 | 13 - 10 |
| | 03:15 | MSU - Adam St. Peter 8 yd pass from Breck Ruddick (Jared Beshore rush), 7-75 2:28 | 21 - 10 |
| | 00:31 | MUR - MITCHELL, Connor 36 yd field goal, 11-50 2:43 | 21 - 13 |
| 3rd | 01:46 | MUR - GANDY, Jordan 1 yd pass from HUMPHRIES, KD (STULTS, Mitch rush failed), 9-66 2:42 | 21 - 19 |
| 4th | 06:25 | MSU - Calan Crowder 16 yd run (Zach Drake kick), 9-85 4:10 | 28 - 19 |
| | 01:29 | MUR - MITCHELL, Connor 37 yd field goal, 11-70 1:48 | 28 - 22 |