

SOUTHERN ILLINOIS UNIVERSITY



RUN WITH US

SALLUKIS

2016 MEDIA GUIDE



TABLE OF CONTENTS

Introduction

Table of Contents/Quick Facts.....	1
Saluki Stadium.....	2-3
Salukis in the NFL.....	4-5
1983 National Champions.....	6
Seven-Straight Playoffs	7
Numerical Roster	8-9
Alphabetical Roster.....	10-11
Pronunciation Guide	12

Coaches/Players

Head Coach Nick Hill.....	13-14
Assistant Coaches / Support Staff	15-21
Player Bios	21-47

2015 Review

Season Statistics.....	48-56
Game Recaps.....	57-62
MVFC Recap.....	63

Records/History

Head Coaching History	64-65
Honors & Awards	66-71
Playoff Records	72-73
Miscellaneous Team Records.....	74-76
National Rankings.....	77-78
Year-by-Year Team Statistics	79-81
Single-Season Records	82-83
Single-Game Team Records.....	84-87
Chronological Lists.....	88-91
Annual Leaders	92-94
Multiple 100-Yard Games.....	95
Rushing Records.....	96-99
Passing Records.....	100-103
Receiving Records	104-105
Scoring Records	105-106
Total Yardage Records	107
Punting Records	108
Kick/Punt Return Records.....	109
Defensive Records	110-111
All-time Series.....	112-115
All-time Results.....	116-123
All-Time Roster	124-128
All-Time Assistant Coaches.....	128

Media Information

MVFC Composite Schedule	129
Media Services	130-131
Origin of the Salukis	132

2016 Schedule

Date	Opponent	TV	Time
Sept. 3	at Florida Atlantic	CUSA.com	5 p.m.
Sept. 10	SEMO		6 p.m.
Sept. 17	Murray State (FW)	ESPN3	6 p.m.
Oct. 1	at UNI *	ESPN3	4 p.m.
Oct. 8	South Dakota St. *	ESPN3	6 p.m.
Oct. 15	at Illinois State *	ESPN3	6 p.m.
Oct. 22	Indiana State (HC) *	ESPN3	2 p.m.
Oct. 29	at Missouri State *	ESPN3	2 p.m.
Nov. 5	South Dakota *	ESPN3	2 p.m.
Nov. 12	at Youngstown State *	ESPN3	11 a.m.
Nov. 19	Western Illinois	ESPN3	2 p.m.

All times Central

* Missouri Valley Football Conference Game

[HC] - Homecoming, [FW] - Family Weekend

Quick Facts

Founded	1869
Enrollment	17,989
Nickname	Salukis
Colors.....	Maroon and White
Stadium	Saluki Stadium
Capacity	15,000
Surface.....	FieldTurf Duraspine PRO
Affiliation	NCAA Division I (FCS)
Conference.....	Missouri Valley Football
President	Randy Dunn
Athletics Director	Tommy Bell
Alma Mater	Virginia Tech, '79
Ticket Office Phone.....	618-453-2000
First Year of Football	1913
FCS Playoff Record	8-7
Years in Postseason (last)	8 (2009)
Result.....	L, William & Mary, 24-3 (Quarterfinals)
All-Time Record	439-505-32 (.468)
Head Coach.....	Nick Hill
Record at SIU	0-0 - First Season
Career Record	0-0 - First Season
2015 Overall Record	3-8
2015 Conference Record (finish)	3-5 (9th)
Base Offense/Defense	Multiple/4-3
Letterwinners Returning/Lost	48/25
Offense.....	24/11
Defense	22/12
Special Teams	2/2
Starters Returning/Lost.....	14/11
Offense.....	6/5
Defense	6/5
Special Teams	2/1

Saluki Football Office

Phone: (618) 453-3331
179 Donald Boydston Center
Carbondale, IL 62901

Credits

Editors: Tom Weber, John Lock

Photography: Tom Weber

Printing: SIU Printing Services

SALUKI STADIUM

The Southern Illinois University football team moved into the brand-new \$29.9 million Saluki Stadium for the 2010 season, after playing the previous 73 seasons at historic McAndrew Stadium. SIU, which was ranked No. 5 in the nation at the time, opened Saluki Stadium on Sept. 2, 2010 with a 70-7 win over Quincy in front of a sell-out crowd of 15,276.

The horseshoe-shaped facility has a seating capacity of 15,000. Seating includes 1,080 prime chairback seats as well as spots on the grass berm enclosing the north end zone.

The two-story press box features 12 suites, a 2,500-square foot VIP Club Room, along with traditional booths for radio, television, coaches and the print media. A 20x40 foot TS Sports scoreboard with video replay capabilities in the North end zone and expanded concessions and restrooms significantly enhance the fan experience.


FieldTurf, a Tarkett Sports Company, installed its Duraspine PRO turf system and its patented sand and rubber infill at Saluki Stadium. The top of the line artificial turf is the same that has been installed at numerous high-profile collegiate institutions and pro football organizations.

Saluki Stadium was a part of the \$80 million Saluki Way Project, which included a renovation to the 46-year old SIU Arena and the construction of the Donald Boydston Center that features new football offices, an athletic training room and a 5,000-square foot locker room for the team.

A half-cent sales tax increase approval by the city of Carbondale along with an increase in student fees, private donations and the sale of 12 suites paid for the balance of construction costs.

Saluki Stadium Facts

Construction Began.....	March 4, 2009
Original Cost.....	\$29.9 million
Prime Architect	360 Architecture
Construction Manager...	JE Dunn, Holland Construction
Current Capacity.....	15,000
Chairback Seats.....	1,080
Suites.....	12
Playing Surface	Duraspine Pro by FieldTurf
Scoreboard.....	20x40 foot with video replay
First Event.....	Aug. 24, 2010 - Opening Ceremony
First Game	Sept. 2, 2010 - SIU 70, Quincy 7
First Points	Lucien Walker 16-yard TD run
All-Time Record	18-15
Largest Crowd.....	15,276 - Sept. 2, 2010 vs. Quincy



SALUKI STADIUM

Longest Plays

Rush

75	Marshaun Coprich, ILS	11/14/15
69	Jamaine Cook, YSU	10/15/11

Pass

85	*Hunter Wells to Andrew Williams	10/24/15
77	*Easton Stick to RJ Urzendowski	10/31/15

Kickoff Return

92	*Tay Willis, SIU	11/9/13
91	*Steve Strother, SIU	9/18/10

Punt Return

38	LaSteven McKinney, SIU	8/28/14
36	Deion Holliman, MSU	10/10/15

Field Goal Made

57	John Lunsford, Liberty	9/26/15
49	Puma Nuredini, Charleston	9/14/13

Field Goal Attempted

57	Twice by John Lunsford, Liberty	9/26/15
52	Thomas Kinney, SIU	10/4/14

Interception Return

87	*Cole Brodie, SDSU	10/16/10
56	*Tim Hamm-Bey, SEMO	9/13/14

Fumble Return

100	*Bryan Presume, SIU	10/13/12
74	Pat Meehan, ILS	11/14/15

* indicates touchdown was scored

Individual Highs

Rushing

Att.	33	Shakir Bell, INS	9/29/12
	31	Malcolm Agnew, SIU	9/13/14
Yds.	254	Marshaun Coprich, ILS	11/14/15
	179	Darrius Gates, INS	11/20/10
	179	Jamaine Cook, YSU	10/15/11
TDs	3	Lucien Walker, SIU	9/2/10
	3	Jewel Hampton, SIU	10/15/11
	3	Malcolm Agnew, SIU	10/4/14
	3	3 opponents	

Passing

Att.	63	Mark Iannotti, SIU	11/14/15
	57	Jimmy Garoppolo, EIU	9/7/13
Cmp.	42	Mark Iannotti, SIU	11/14/15
	34	Jimmy Garoppolo, EIU	9/7/13
Yds.	440	Jimmy Garoppolo, EIU	9/7/13
	384	Kory Faulkner, SIU	9/15/12
TDs	6	Mark Iannotti, SIU	9/13/14
	4	6x	

Receiving

Rec.	14	Billy Reed, SIU	11/14/15
	13	Cameron Walter, SIU	10/25/14
Yds.	159	Jeff Evans, SIU	10/9/10
	157	Lito Senatus, W. Illinois	11/13/10
TDs	2	last Jimmy Jones vs. MSU	10/10/15
	2	multiple times	--

Tackles

Tkl.	20	Nick DeLuca, NDSU	10/31/15
	18	Blake Peiffer, SEMO	9/15/12
TFL	3.5	Jason Seaman, SIU	11/20/10
	3.0	T.J. Lally, SDSU	11/3/12
Sacks	3.0	Jayson DiManche, SIU	11/13/10
	2.0	Tyler Williamson, SIU	9/13/14
	2.0	3 more times	

Interceptions

Int.	2	Mike McElroy, SIU	twice
	2	Calvin Burnett, Ind. St.	9/29/12
	2	Cole Brodie, SDSU	10/16/10

Team Highs

Points

SIU	73	vs. Missouri State, 10/10/15
Opponent	42	Illinois State, 11/14/15

Rushing Yards

SIU	385	vs. Missouri State, 10/10/15
Opponent	397	North Dakota St., 10/31/15

Passing Yards

SIU	384	vs. SEMO 9/15/12
Opponent	440	EIU, 9/7/13

Total Offense

SIU	673	vs. Missouri State, 10/10/15
Opponent	622	Eastern Illinois, 9/7/13

Turnovers

SIU	4 (5x), last	vs. ILS, 11/14/15
Opponent	5	SEMO, 9/13/14

Fumbles Lost

SIU	2x, last	vs. ILS, 11/14/15
Opponent	4	SEMO, 9/13/14

Interceptions Thrown

SIU	3 (2x), last	vs. UNI, 10/25/14
Opponent	3	twice

Penalties

SIU	10	vs. South Dakota State, 11/3/12
Opponent	12	SEMO, 9/13/14

Penalty Yards

SIU	104	vs. Liberty, 9/26/15
Opponent	95	Indiana State, 10/25/14

Time of Possession

SIU	37:41	Western Illinois, 11/13/10
Opponent	36:25	Missouri State, 9/24/11

Sacks By


SIU	6	vs. South Dakota State, 11/3/12
Opponent	4, 3x, last	vs. UNI, 10/25/14

Punts

SIU	8	twice
Opponent	12	Western Illinois, 11/17/12



SALUKIS IN THE NFL



Jim Hart (1966-84) was the 1974 NFC Player of the Year and a four-time Pro Bowler with the Cardinals.



Brandon Jacobs played nine seasons (2005-13) in the NFL. He won Super Bowls in 2008 and 2012.



Bart Scott played 11 seasons (2002-12) in the NFL with the Ravens and Jets.



Deji Karim played four seasons (2010-13) in the NFL with the Jaguars, Colts and Texans.

Salukis in the NFL Draft

Year	Rd	No.	Player	Pos.	Team
1955	28	326	Bob Ems	RB	Chicago Cardinals
1956	30	356	Wayne Williams	WR	New York Giants
1959	19	224	Carver Shannon	RB	Los Angeles Rams
1961	3	38	Houston Antwine*	DT	Detroit Lions
1962	20	270	Amos Bullocks	RB	Dallas Cowboys
1963	6	46	Sam Silas *	DT	Boston Patriots
1963	8	109	Dennis Harmon	DB	Chicago Bears
1966	6	90	Jim Battle	OT	Cleveland Browns
1969	3	55	Al Jenkins	OT	Cleveland Browns
1969	4	102	Bob Hudspeth	OT	New Orleans Saints
1969	13	337	Carl Mauck	C	Baltimore Colts
1972	1	3	Lionel Antoine	OT	Chicago Bears
1972	11	279	Tom Laputka	DT	San Francisco 49ers
1973	9	223	Bill Story	OT	Kansas City Chiefs
1977	6	167	Andre Herrera	RB	Kansas City Chiefs
1980	2	49	Kevin House	WR	Tampa Bay Buccaneers
1983	4	102	John Harper	LB	Atlanta Falcons
1984	1	22	Terry Taylor	DB	Seattle Seahawks
1984	2	#	Rick Johnson	QB	Los Angeles Rams
1986	4	87	Tom Baugh	C	Kansas City Chiefs
1987	4	97	Ralph Van Dyke	OT	Atlanta Falcons
1992	12	324	Tom Roth	G	Los Angeles Raiders
1997	5	147	Damon Jones	TE	Jacksonville Jaguars
2004	4	110	Brandon Jacobs	RB	New York Giants
2010	6	180	Deji Karim	RB	Jacksonville Jaguars
2011	7	207	Korey Lindsey	CB	Cincinnati Bengals
2015	5	143	MyCole Pruitt	TE	Minnesota Vikings

* Houston Antwine was also drafted by the Houston Oilers in the eighth round with the 64th overall pick of the 1962 AFL Draft. He ended up signing with the Boston Patriots of the AFL.

* AFL Draft

- Rick Johnson was selected in the 1984 NFL Supplemental Draft

Current Salukis in the NFL*

Player	Team	Years in NFL
Jayson DiManche, LB	Cincinnati Bengals	4th
Adam Fuehne, TE	Detroit Lions	1st
MyCole Pruitt, TE	Minnesota Vikings	2nd
Brandon Williams, DE	Atlanta Falcons	1st


*As of Aug. 20, 2016



Jayson Dimanche enters his fourth season with the Cincinnati Bengals.



Ray Agnew walked on at SIU and is now entering his second season in the NFL.



Kevin House played eight seasons in the NFL (1980-87).



Damon Jones played five seasons in the NFL (1997-01).



Terry Taylor played 12 seasons in the NFL (1984-95).



Carl Mauck played 13 seasons in the NFL (1969-81).

SALUKIS IN THE NFL

<u>Player (Years at SIU)</u>	<u>Pos.</u>	<u>Team(s)</u>	<u>Notes</u>
Ray Agnew (2010-13)	FB	Cleveland Browns, 2014	Played in 12 games as a rookie, 2 rush and 3 rec.
Lionel Antoine (1969-71)	OT	Chicago Bears, 1972-79	Highest draft pick in SIU history
Houston Antwine (1957-60)	DT	Boston Patriots (AFL), 1961-70 New England Patriots, 1971 Philadelphia Eagles, 1972	6-time AFL All-Star (1963-68) Named to all-time All-AFL Team Named to Boston Patriots All-1960s (AFL) Team
Jim Battle (1959-62)	OT	Minnesota Vikings, 1966	
Tom Baugh (1982-85)	C	Kansas City Chiefs, 1986-88 Cleveland Browns, 1989	Played in 45 games, making 16 starts
Kenneth Boatright	DE	Dallas Cowboys, 2014	Played in 3 games, including 2 playoff games
Amos Bullocks (1958-61)	RB	Dallas Cowboys, 1962-64 Pittsburgh Steelers, 1966	Played in 34 games Rushed for 620 yards and 5 TD in four-year career
Fabray Collins (1981-83)	LB	Minnesota Vikings, 1987	
Jayson Dimanche (2009-12)	LB	Cincinnati Bengals, 2013-14, 15-pres. Cleveland Browns, 2015	28 tackles in 28 career games Played in one game for Browns before re-signing with Bengals
Stephen Franklin (2007-10)	LB	Jacksonville Jaguars, 2011	Played in five games and made two tackles
John Harper (1979-82)	LB	Atlanta Falcons, 1983	
Jim Hart (1963-65)	QB	St. Louis Cardinals, 1966-83 Washington Redskins, 1984	4-time Pro Bowl selection (1974-77) 1974 NFC Player of the Year Threw for 34,655 yards and 209 touchdowns
Kevin House (1976-79)	WR	Tampa Bay Buccaneers, 1980-86 Los Angeles Rams, 1986-87	
Brandon Jacobs (2004)	RB	New York Giants, 2005-11, 13 San Francisco 49ers, 2012	2008, 2012 Super Bowl Champion Has rushed for 5,094 yards and 60 TDs in nine seasons
Al Jenkins (1965)	OT	Miami Dolphins, 1972 Houston Oilers, 1973	Played in 40 career games
Damon Jones (1994-96)	TE	Jacksonville Jaguars, 1997-01	Caught 11 TDs in 5 seasons (40 games/22 starts)
Yonel Jourdain (1989-92)	RB	Buffalo Bills, 1994-95	Played in 17 games
Mike Kaczmarek (1970-72)	LB	Baltimore Colts, 1973	Appeared in 14 games
Deji Karim (2007, 2009)	RB	Jacksonville Jaguars, 2010-11 Indianapolis Colts, 2012, 14 Houston Texans, 2013	Only player in NFL history with 70-plus rushing yards and 100-plus return yards in first career game Returned a kickoff 101 yards for a TD in 2012
Abe Martin (1930)	RB	Chicago Cardinals, 1932	Ran for 152 yds & 1 TD with 99 receiving yds & 1 TD
Carl Mauck (1966-68)	C	Baltimore Colts, 1969 Miami Dolphins, 1970 San Diego Chargers, 1971-74 Houston Oilers, 1975-81	Played in 166 career games, including 156 consecutive Enjoyed a 13-year NFL playing career Was an OL coach for 20 years in the NFL From nearby McLeansboro, IL
Marion Rushing (1954-57)	LB	Chicago Bears, 1959 St. Louis Cardinals, 1962-65 Atlanta Falcons, 1966-68 Houston Oilers (AFL), 1968	Played in 105 games in nine and a half seasons Finished pro football career in 1968 with the Houston Oilers of the AFL
MyCole Pruitt (2011-14)	TE	Minnesota Vikings, 2015-present	Played in 13 games, recorded 10 receptions
Bart Scott (1998-01)	LB	Baltimore Ravens, 2002-08 New York Jets, 2009-12	Selected to the Pro Bowl in 2006 Has 734 career tackles, 25.0 sacks and four interceptions
Carver Shannon (1955-58)	RB	Los Angeles Rams, 1962-64	Played in 38 games
Sam Silas (1959-62)	DT	St. Louis Cardinals, 1963-67 New York Giants, 1968 San Francisco 49ers, 1969-70	Selected to 1965 Pro Bowl Made one All-Pro team in 8-year NFL career
Dave Smith (1984-87)	OT	Cincinnati Bengals, 1988	
Russ Smith (1914-15)	G	Chicago Bears, 1921-22 Milwaukee Badgers, 1923-24 Cleveland Browns, 1924 Detroit Lions, 1925 Chicago Bears, 1925	
Sebron Spivey (1983, 85-86)	WR	Dallas Cowboys, 1987	
Bill Story (1970-72)	OT	Kansas City Chiefs, 1975	
Terry Taylor (1980-83)	DB	Seattle Seahawks, 1984-88, 1994 Detroit Lions, 1989-91 Cleveland Browns, 1992-93 Atlanta Falcons, 1995	Enjoyed a 12-year NFL career Intercepted 25 passes
Jim Thompson (1960-62)	DT	Denver Broncos, 1965	
Tommy Thompson (1971-72)	RB	San Diego Chargers, 1974	
Ralph Van Dyke (1983-86)	OT	Cleveland Browns, 1987	
Clarence Walker (1959-60)	RB	Denver Broncos, 1963	
Ernie Wheelwright (1960)	RB	New York Giants, 1964-65 Atlanta Falcons, 1966-67 New Orleans Saints, 1967-70	Had 1,426 rushing yards and 9 TD Enjoyed a 7-year NFL career
Adrian White (1982)	DB	Green Bay Packers, 1992 New England Patriots, 1993	Played in 70 games over 6-year NFL career

1983 NATIONAL CHAMPS





In just the program's second season at the NCAA Division I-AA level, the Salukis finished 13-1 and claimed the I-AA National Championship. SIU out-scored its opponents, 89-21, in the three playoff games, including the title contest — a 43-7 win over Western Carolina that was nationally televised on ABC.

1983 National Champions

Won 13, Lost 1 (4-1 in MVC, 2nd)

Head Coach: **Ray Dempsey**

Date	Opponent	SIU	OPP
S3	at Western Illinois	W 38	6
S10	Eastern Illinois	W 17	14
S17	Southeast Missouri State	W 56	7
S24	at Northern Iowa	W 52	9
O1	at Arkansas State	W 35	28
O8	Drake	W 28	9
O15	at Missouri State	W 24	6
O22	at Indiana State	W 34	21
O29	New Mexico State	W 41	3
N5	Illinois State	W 28	26
N12	at Wichita State	L 6	28
<u>NCAA FCS Playoffs</u>			
D3	Indiana State	W 23	7
D10	Nevada	W 23	7
<u>FCS Championship Game at Charleston, S.C.</u>			
D17	Western Carolina	W 43	7



7-STRAIGHT PLAYOFFS

Southern Illinois advanced to the NCAA Division I Football playoffs seven-straight years from 2003-09. That streak is tied for the third longest in FCS history. Southern Illinois made the quarterfinals in four of those seven seasons and advanced to the national semifinals in 2007, when Delaware quarterback Joe Flacco led the Blue Hens to a 20-17 win over SIU in a game that was televised by ESPN. The Salukis enter the season ranked 18th nationally all-time in FCS Playoff appearances with eight.

2003-09

- ★ Overall Record: 70-19 (.787)
- ★ Conference Record: 42-8 (.840)
- ★ Conference Championships: 5
- ★ FCS Playoff Appearances: 7
- ★ FCS Playoff Victories: 5
- ★ Weeks Ranked No. 1: 16

2003 Playoffs

Won 10, Lost 2 (6-1 in Gateway, Tied 1st)

Head Coach: Jerry Kill

N29 at No. 2 Delaware L 7 48

2004 Playoffs

Won 10, Lost 2 (7-0 in Gateway, 1st)

Head Coach: Jerry Kill

N27 No. 13 Eastern Washington L 31 35

2005 Playoffs

Won 9, Lost 4 (5-2 in Gateway, Tied 1st)

Head Coach: Jerry Kill

N26 at No. 19 Eastern Illinois W 21 6

D3 at No. 4 Appalachian State L 24 38

2006 Playoffs

Won 9, Lost 4 (4-3 in Gateway, Tied 4th)

Head Coach: Jerry Kill

N25 No. 12 UT-Martin W 36 30

D2 at No. 2 Montana L 3 20

2007 Playoffs

Won 12, Lost 2 (5-1 in Gateway, 2nd)

Head Coach: Jerry Kill

N24 No. 17 Eastern Illinois W 30 11

D1 No. 7 Massachusetts W 34 27

D8 No. 13 Delaware L 17 20

2008 Playoffs

Won 9, Lost 3 (7-1 in MVFC, Tied 1st)

Head Coach: Dale Lennon

N29 No. 10 New Hampshire L 20 29

2009 Playoffs

Won 11, Lost 2 (8-0 in MVFC, 1st)

Head Coach: Dale Lennon

N28 No. 17 Eastern Illinois W 48 7

D5 No. 6 William & Mary L 3 24




2009 MVFC Champions



Jerry Kill



Dale Lennon



Joel Sambursky



Arkee Whitlock

NUMERICAL ROSTER

#	Name	Pos.	Ht.	Wt.	Class	Year	Hometown	HS/Previous College
1	Craig James	CB	5-10	195	JR	3rd	Edwardsville, Ill.	Edwardsville / Minnesota
1	Israel Lamprakes	WR	6-0	180	SR	6th	Daphne, Ala.	Daphne
2	Tareq Abulebbeh	CB	5-11	183	SR	5th	San Diego, Calif.	Kearny / San Diego Mesa
2	Aaron Stanton	RB	5-5	180	SR	4th	Moorpark, Calif.	Moorpark / Ventura
3	Airan Reed	OLB	6-2	215	RS FR	2nd	Medina, Tenn.	South Gibson County
3	Montray Smith	WR	6-4	170	FR	1st	Miami, Fla.	Carol City
4	Sam Straub	QB	6-4	224	SO	3rd	Ames, Iowa	Ames
4	Roman Tatum	CB	5-10	175	JR	4th	Winter Gardens, Fla.	West Orange / Delaware
5	Chase Allen	ILB	6-3	240	SR	5th	Belleville, Ill.	Belleville East
5	Daquan Isom	RB	5-8	172	SO	2nd	Orlando, Fla.	Dr. Phillips
6	Connor Iwema	WR	6-0	196	JR	4th	Wadsworth, Ill.	Warren Township
6	Kyron Watson	ILB	6-0	235	JR	3rd	East St. Louis, Ill.	East St. Louis / Kansas
7	Matt DeSomer	QB	6-1	186	SO	3rd	Lowell, Ind.	Andrean
7	Withney Simon	OLB	5-10	215	SO	2nd	Bassin-Bleu, Haiti	Jones
8	Darrell James	WR	5-11	185	SO	3rd	Fort Worth, Texas	Fort Worth Paschal
9	Leonard Garron	DE	6-2	251	SR	5th	Evanston, Ill.	Evanston Township
9	Jhakari Harrison	QB	6-1	180	FR	1st	Coconut Creek, Fla.	Coconut Creek
10	Tanner Hearn	QB	6-2	178	RS FR	2nd	Orlando, Fla.	East River
11	Ryan Sousa	WR	6-0	195	SO	3rd	Orlando, Fla.	Lake Nona / Florida
11	ShawnTrez Spates	CB	5-8	170	RS FR	2nd	Decatur, Ill.	Douglas MacArthur
12	Josh Straughan	QB	6-3	205	SR	5th	Colton, Wash.	Colton / Stillman
12	Tyler Wibbenmeyer	S	6-0	195	SO	3rd	Wentzville, Mo.	Timberland
13	Markese Jackson	ILB	5-11	218	JR	4th	East St. Louis, Ill.	East St. Louis
14	Torian Lewis	CB	5-11	175	SO	2nd	Lansing, Ill.	Thornton Fractional South
15	Chris Adkins	S	5-11	197	SO	3rd	Coppell, Texas	Coppell
16	Devan Ingram	S	5-11	195	SO	3rd	Decatur, Ill.	Douglas MacArthur
17	Billy Reed	WR	6-1	203	SR	5th	Lockport, Ill.	Lockport Township
18	Deionte Gaines	WR	5-8	180	JR	3rd	Orlando, Fla.	Dr. Phillips / Colorado State
19	Qua Brown	S	5-11	185	FR	1st	DeLand, Fla.	University
20	Jimmy Jones	WR	5-9	179	SO	3rd	St. Louis, Mo.	Hazelwood East
21	Ryan Neal	S	6-2	185	JR	3rd	Merrillville, Ind.	Merrillville
22	Jeremy Chinn	CB	6-2	185	FR	1st	Fishers, Ind.	Fishers
22	Cameron Walter	RB	5-8	195	JR	4th	Greenville, Ill.	Greenville
24	Jefferson Vea	CB	6-2	185	SO	3rd	Mount Dora, Fla.	Mount Dora
25	D.J. Davis	RB	5-9	180	FR	1st	Pompano Beach, Fla.	American Heritage
26	C.J. Jennings	CB	5-10	180	SO	3rd	Orlando, Fla.	Jones / Wyoming
27	Jarvis Leverett, Jr.	RB	5-11	203	SR	5th	Katy, Texas	Cypress Lakes / Kansas State
28	Vince Martin	S	6-0	185	JR	3rd	Miami, Fla.	Jones / New Mexico Military Institute
28	Chris Perkins	RB	5-8	201	SO	2nd	Carmel, Ind.	Carmel
29	Cody Crider	ILB	6-0	203	RS FR	2nd	Mayfield, Ky.	Graves County
31	James Ceasar	CB	5-11	180	FR	1st	Detroit, Mich.	East English Village
32	Kerwin McElvaney	CB	6-2	183	RS FR	2nd	Louisville, Ky.	Milford Academy
33	Charlie Harris	S	6-1	218	JR	4th	St. Louis, Mo.	Cardinal Ritter
34	Victor Abraham	S	6-3	195	FR	1st	Dearborn, Mich.	Plymouth
34	Bryce Notree	OLB	6-4	210	FR	1st	Arlington, Texas	Lamar
35	Jaquay Owens	WR	5-8	175	FR	1st	Decatur, Ill.	Douglas MacArthur
36	Kamahl March	OLB	6-0	196	RS FR	2nd	Detroit, Mich.	East English Village Prep
37	Austin Johnson	K	5-11	184	SR	5th	Bucyrus, Kan.	Blue Valley
38	Neil Fletcher	LS	6-1	221	RS JR	4th	Leoti, Kan.	Wichita County / Garden City CC
39	Jonathan Mixon	RB	6-0	215	SO	3rd	Galesburg, Ill.	Galesburg
40	Dave Arendt	DE	6-2	250	RS FR	2nd	Chapin, Ill.	Triopia

NUMERICAL ROSTER

#	Name	Pos.	Ht.	Wt.	Class	Year	Hometown	HS/Previous College
41	Khari Waithe-Alexander	DE	6-2	255	JR	4th	Lilburn, Ga.	Stephenson
43	Deondre Barnett	DE	6-3	229	SR	4th	Cocoa, Fla.	Cocoa / UCF
44	Torre Hopson	ILB	5-11	214	JR	4th	Gary, Ind.	West Side
45	Jaylon Graham	DT	6-3	257	SO	3rd	Eustis, Fla.	Eustis
46	Clay Rendleman	RB	5-8	205	FR	1st	Murphysboro, Ill.	Murphysboro
48	Hans Carmien	FB	6-2	233	JR	4th	Fisher, Ill.	Fisher
49	Tori Millender	ILB	6-1	230	SO	3rd	Belleville, Ill.	Belleville West
51	TJ Beelen	DT	6-2	285	RS SR	5th	Zeeland, Mich.	Zeeland East
51	Joe Hemann	OL	6-3	275	RS FR	2nd	Highland, Ill.	Mater Dei Catholic
52	Malik Haynes	DT	6-0	300	FR	1st	Chicago, Ill.	Al Raby
53	Dean Arendt	TE	6-1	235	JR	3rd	Glen Ellyn, Ill.	Triopia / College of DuPage
54	Josh Jahnke	LS	5-11	180	JR	4th	Crystal Lake, Ill.	Crystal Lake South
55	Devante Lee	DT	6-5	268	SO	3rd	Chicago, Ill.	U.S. Simeon Career Academy/Western Mich.
59	ZeVeyon Furcron	DT	6-1	310	FR	1st	Crest Hill, Ill.	Joliet Catholic
60	Matt Chmielewski	OL	6-4	300	FR	1st	Lockport, Ill.	Lockport
61	Josh Podzielinski	OL	6-3	282	SO	3rd	Noblesville, Ind.	Noblesville
62	Bryce Wagner	OL	6-8	315	SO	3rd	Spring Grove, Ill.	Richmond-Burton
64	Aaron Harris	OL	6-3	312	SO	3rd	Chicago, Ill.	Curie
66	Graham Lawrence	OL	6-4	294	RS FR	2nd	Cadiz, Ky.	Trigg County
68	Jacob Marnin	OL	6-1	306	RS FR	2nd	Altoona, Iowa	Southeast Polk
70	Hayden LaPointe	OL	6-5	275	FR	1st	DeKalb, Ill.	DeKalb
70	DeVondre Seymour	OL	6-6	310	JR	4th	Suwanee, Ga.	North Gwinnett
71	Adam Clay	OL	6-4	317	SR	5th	Livonia, Mich.	Franklin
72	Ernest Dye, Jr.	OL	6-2	290	RS FR	2nd	Milton, Ga.	Milton
73	Brandon Stanfel	OL	6-5	297	JR	4th	Libertyville, Ill.	Libertyville
74	Devin Brunetti	OL	6-2	285	JR	3rd	Scottsdale, Ariz.	Saguaro / Mesa
75	Austin Olsen	OL	6-5	302	JR	4th	Chicago, Ill.	Lincoln Way North
76	Reid Sealby	OL	6-3	267	SR	5th	Byron, Ill.	Byron / Iowa
79	Ben Bailey	OL	6-5	233	SO	3rd	Lamar, Mo.	Lamar
80	John Gardner	TE	6-4	215	JR	4th	Chicago, Ill.	Simeon
81	Joe Patterson	WR	6-2	175	FR	1st	Chicago, Ill.	Brooks College Prep
82	Mason Wilfong	WR	6-3	200	FR	1st	Palm City, Fla.	John Carroll
83	Jacob Varble	TE	6-4	222	RS FR	2nd	Jerseyville, Ill.	Jersey Community
84	Landon Lenoir	WR	6-1	180	FR	1st	Crete, Ill.	Crete-Monee
85	Jaylin Carter	TE	6-4	245	FR	1st	Wheaton, Ill.	Wheaton-Warrenville
86	Peter Savrides	WR	6-2	200	FR	1st	Bradenton, Fla.	IMG Academy
87	Sam Bonansinga	WR	5-11	180	FR	1st	Springfield, Ill.	Sacred Heart-Griffin
88	Shaq Findlater	DT	6-3	271	SR	5th	Chicago, Ill.	Bowen
89	Kyle Newquist	WR	6-4	202	SR	5th	Elgin, Ill.	Larkin
90	Nate Sylvester	DT	6-1	305	SO	2nd	Belleville, Ill.	Belleville East
91	Jake Summers	DE	6-4	232	RS FR	2nd	Wildwood, Mo.	Eureka
92	Jordan Berner	DE	6-5	230	FR	1st	Chester, Ill.	Chester
93	Blake Parzych	DT	6-3	260	FR	1st	Minooka, Ill.	Minooka
94	Nick Neidig	P	6-3	210	JR	4th	Wadesville, Ind.	North Posey
95	Anthony Knighton	DE	6-5	230	FR	1st	Fort Pierce, Fla.	Central
96	Rondarian Bell	DE	6-2	190	RS FR	2nd	Boynton Beach, Fla.	American Heritage
97	Matt Sotiropoulos	K	5-11	175	FR	1st	Belleville, Ill.	Belleville East
97	Nick Wolf	DE	6-2	285	RS FR	2nd	Nashville, Ill.	Nashville Community
98	Lane Reazin	P	6-2	210	RS FR	2nd	Woodward, Okla.	Woodward
99	Nico Gualdoni	K	6-0	220	FR	1st	Johnston City, Ill.	Johnston City
99	Dakota Upchurch	DL	6-5	277	JR	4th	Harrisburg, Ill.	Harrisburg

ALPHABETICAL ROSTER

#	Name	Pos.	Ht.	Wt.	Class	Year	Hometown	HS/Previous College
34	Victor Abraham	S	6-3	195	FR	1st	Dearborn, Mich.	Plymouth
2	Tareq Abulebbeh	CB	5-11	183	SR	5th	San Diego, Calif.	Kearny / San Diego Mesa
15	Chris Adkins	S	5-11	197	SO	3rd	Coppell, Texas	Coppell
5	Chase Allen	ILB	6-3	240	SR	5th	Belleville, Ill.	Belleville East
40	Dave Arendt	DE	6-2	250	RS FR	2nd	Chapin, Ill.	Triopia
53	Dean Arendt	TE	6-1	235	JR	3rd	Glen Ellyn, Ill.	Triopia / College of DuPage
79	Ben Bailey	OL	6-5	233	SO	3rd	Lamar, Mo.	Lamar
43	Deondre Barnett	DE	6-3	229	SR	4th	Cocoa, Fla.	Cocoa / UCF
51	TJ Beelen	DT	6-2	285	RS SR	5th	Zeeland, Mich.	Zeeland East
96	Rondarian Bell	DE	6-2	190	RS FR	2nd	Boynton Beach, Fla.	American Heritage
92	Jordan Berner	DE	6-5	230	FR	1st	Chester, Ill.	Chester
87	Sam Bonansinga	WR	5-11	180	FR	1st	Springfield, Ill.	Sacred Heart-Griffin
19	Qua Brown	S	5-11	185	FR	1st	DeLand, Fla.	University
74	Devin Brunetti	OL	6-2	285	JR	3rd	Scottsdale, Ariz.	Saguaro / Mesa
48	Hans Carmien	FB	6-2	233	JR	4th	Fisher, Ill.	Fisher
85	Jaylin Carter	TE	6-4	245	FR	1st	Wheaton, Ill.	Wheaton-Warrenville
31	James Ceasar	CB	5-11	180	FR	1st	Detroit, Mich.	East English Village
22	Jeremy Chinn	CB	6-2	185	FR	1st	Fishers, Ind.	Fishers
60	Matt Chmielewski	OL	6-4	300	FR	1st	Lockport, Ill.	Lockport
71	Adam Clay	OL	6-4	317	SR	5th	Livonia, Mich.	Franklin
29	Cody Crider	ILB	6-0	203	RS FR	2nd	Mayfield, Ky.	Graves County
25	D.J. Davis	RB	5-9	180	FR	1st	Pompano Beach, Fla.	American Heritage
7	Matt DeSomer	QB	6-1	186	SO	3rd	Lowell, Ind.	Andrean
72	Ernest Dye, Jr.	OL	6-2	290	RS FR	2nd	Milton, Ga.	Milton
88	Shaq Findlater	DT	6-3	271	SR	5th	Chicago, Ill.	Bowen
38	Neil Fletcher	LS	6-1	221	RS JR	4th	Leoti, Kan.	Wichita County / Garden City CC
59	ZeVeyon Furcron	DT	6-1	310	FR	1st	Crest Hill, Ill.	Joliet Catholic
18	Deionte Gaines	WR	5-8	180	JR	3rd	Orlando, Fla.	Dr. Phillips / Colorado State
80	John Gardner	TE	6-4	215	JR	4th	Chicago, Ill.	Simeon
9	Leonard Garron	DE	6-2	251	SR	5th	Evanston, Ill.	Evanston Township
45	Jaylon Graham	DT	6-3	257	SO	3rd	Eustis, Fla.	Eustis
99	Nico Gualdoni	K	6-0	220	FR	1st	Johnston City, Ill.	Johnston City
33	Charlie Harris	S	6-1	218	JR	4th	St. Louis, Mo.	Cardinal Ritter
64	Aaron Harris	OL	6-3	312	SO	3rd	Chicago, Ill.	Curie
9	Jhakari Harrison	QB	6-1	180	FR	1st	Coconut Creek, Fla.	Coconut Creek
52	Malik Haynes	DT	6-0	300	FR	1st	Chicago, Ill.	Al Raby
10	Tanner Hearn	QB	6-2	178	RS FR	2nd	Orlando, Fla.	East River
51	Joe Hemann	OL	6-3	275	RS FR	2nd	Highland, Ill.	Mater Dei Catholic
44	Torre Hopson	ILB	5-11	214	JR	4th	Gary, Ind.	West Side
16	Devan Ingram	S	5-11	195	SO	3rd	Decatur, Ill.	Douglas MacArthur
5	Daquan Isom	RB	5-8	172	SO	2nd	Orlando, Fla.	Dr. Phillips
6	Connor Iwema	WR	6-0	196	JR	4th	Wadsworth, Ill.	Warren Township
13	Markese Jackson	ILB	5-11	218	JR	4th	East St. Louis, Ill.	East St. Louis
54	Josh Jahnke	LS	5-11	180	JR	4th	Crystal Lake, Ill.	Crystal Lake South
1	Craig James	CB	5-10	195	JR	3rd	Edwardsville, Ill.	Edwardsville / Minnesota
8	Darrell James	WR	5-11	185	SO	3rd	Fort Worth, Texas	Fort Worth Paschal
26	C.J. Jennings	CB	5-10	180	SO	3rd	Orlando, Fla.	Jones / Wyoming
37	Austin Johnson	K	5-11	184	SR	5th	Bucyrus, Kan.	Blue Valley
20	Jimmy Jones	WR	5-9	179	SO	3rd	St. Louis, Mo.	Hazelwood East
95	Anthony Knighton	DE	6-5	230	FR	1st	Fort Pierce, Fla.	Central
1	Israel Lamprakes	WR	6-0	180	SR	6th	Daphne, Ala.	Daphne

ALPHABETICAL ROSTER

#	Name	Pos.	Ht.	Wt.	Class	Year	Hometown	HS/Previous College
70	Hayden LaPointe	OL	6-5	275	FR	1st	DeKalb, Ill.	DeKalb
66	Graham Lawrence	OL	6-4	294	RS FR	2nd	Cadiz, Ky.	Trigg County
55	Devante Lee	DT	6-5	268	SO	3rd	Chicago, Ill.	U.S. Simeon Career Academy/Western Mich.
84	Landon Lenoir	WR	6-1	180	FR	1st	Crete, Ill.	Crete-Monee
27	Jarvis Leverett, Jr.	RB	5-11	203	SR	5th	Katy, Texas	Cypress Lakes / Kansas State
14	Torian Lewis	CB	5-11	175	SO	2nd	Lansing, Ill.	Thornton Fractional South
36	Kamahl March	OLB	6-0	196	RS FR	2nd	Detroit, Mich.	East English Village Prep
68	Jacob Marnin	OL	6-1	306	RS FR	2nd	Altoona, Iowa	Southeast Polk
28	Vince Martin	S	6-0	185	JR	3rd	Miami, Fla.	Jones / New Mexico Military Institute
32	Kerwin McElvaney	CB	6-2	183	RS FR	2nd	Louisville, Ky.	Milford Academy
49	Tori Millender	ILB	6-1	230	SO	3rd	Belleville, Ill.	Belleville West
39	Jonathan Mixon	RB	6-0	215	SO	3rd	Galesburg, Ill.	Galesburg
21	Ryan Neal	S	6-2	185	JR	3rd	Merrillville, Ind.	Merrillville
94	Nicholas Neidig	P	6-3	210	JR	4th	Wadesville, Ind.	North Posey
89	Kyle Newquist	WR	6-4	202	SR	5th	Elgin, Ill.	Larkin
34	Bryce Notree	OLB	6-4	210	FR	1st	Arlington, Texas	Lamar
75	Austin Olsen	OL	6-5	302	JR	4th	Chicago, Ill.	Lincoln Way North
35	Jaquay Owens	WR	5-8	175	FR	1st	Decatur, Ill.	Douglas MacArthur
93	Blake Parzych	DT	6-3	260	FR	1st	Minooka, Ill.	Minooka
81	Joe Patterson	WR	6-2	175	FR	1st	Chicago, Ill.	Brooks College Prep
28	Chris Perkins	RB	5-8	201	SO	2nd	Carmel, Ind.	Carmel
61	Josh Podzielinski	OL	6-3	282	SO	3rd	Noblesville, Ind.	Noblesville
98	Lane Reazin	P	6-2	210	RS FR	2nd	Woodward, Okla.	Woodward
3	Airan Reed	OLB	6-2	215	RS FR	2nd	Medina, Tenn.	South Gibson County
17	Billy Reed	WR	6-1	203	SR	5th	Lockport, Ill.	Lockport Township
46	Clay Rendleman	RB	5-8	205	FR	1st	Murphysboro, Ill.	Murphysboro
86	Peter Savrides	WR	6-2	200	FR	1st	Bradenton, Fla.	IMG Academy
76	Reid Sealby	OL	6-3	267	SR	5th	Byron, Ill.	Byron / Iowa
70	DeVondre Seymour	OL	6-6	310	JR	4th	Suwanee, Ga.	North Gwinnett
7	Withney Simon	OLB	5-10	215	SO	2nd	Bassin-Bleu, Haiti	Jones
3	Montray Smith	WR	6-4	170	FR	1st	Miami, Fla.	Carol City
97	Matt Sotiropoulos	K	5-11	175	FR	1st	Belleville, Ill.	Belleville East
11	Ryan Sousa	WR	6-0	195	SO	3rd	Orlando, Fla.	Lake Nona / Florida
11	ShawnTrez Spates	CB	5-8	170	RS FR	2nd	Decatur, Ill.	Douglas MacArthur
73	Brandon Stanfel	OL	6-5	297	JR	4th	Libertyville, Ill.	Libertyville
2	Aaron Stanton	RB	5-5	180	SR	4th	Moorpark, Calif.	Moorpark / Ventura
4	Sam Straub	QB	6-4	224	SO	3rd	Ames, Iowa	Ames
12	Josh Straughan	QB	6-3	205	SR	5th	Colton, Wash.	Colton / Stillman
91	Jake Summers	DE	6-4	232	RS FR	2nd	Wildwood, Mo.	Eureka
90	Nate Sylvester	DT	6-1	305	SO	2nd	Belleville, Ill.	Belleville East
4	Roman Tatum	CB	5-10	175	JR	4th	Winter Gardens, Fla.	West Orange / Delaware
99	Dakota Upchurch	DL	6-5	277	JR	4th	Harrisburg, Ill.	Harrisburg
83	Jacob Varble	TE	6-4	222	RS FR	2nd	Jerseyville, Ill.	Jersey Community
24	Jefferson Veal	CB	6-2	185	SO	3rd	Mount Dora, Fla.	Mount Dora
62	Bryce Wagner	OL	6-8	315	SO	3rd	Spring Grove, Ill.	Richmond-Burton
41	Khari Waithe-Alexander	DE	6-2	255	JR	4th	Lilburn, Ga.	Stephenson
22	Cameron Walter	RB	5-8	195	JR	4th	Greenville, Ill.	Greenville
6	Kyron Watson	ILB	6-0	235	JR	3rd	East St. Louis, Ill.	East St. Louis / Kansas
12	Tyler Wibbenmeyer	S	6-0	195	SO	3rd	Wentzville, Mo.	Timberland
82	Mason Wilfong	WR	6-3	200	FR	1st	Palm City, Fla.	John Carroll
97	Nick Wolf	DE	6-2	285	RS FR	2nd	Nashville, Ill.	Nashville Community

PRONUNCIATION GUIDE

Tareq Abulebbbeh.....	tah-REEK uh-BOO-luh-BAY	Darrell James	duh-RELL
Sam Bonansinga	BAUGH-nan-SIN-guh	Israel Lamprakes	lamb-PRACK-iss
Qua Brown.....	QWAY	Landon Lenoir.....	le-NORE
Hans Carmien.....	HAWNS CAR-meen	Kamahl March	kuh-MALL
Matt Chmielewski	SHIM-uh-LESS-kee	Tori Millender	MILL-enn-der
Cody Crider	CRY-der	Nicholas Neidig.....	NIGH-digg
Matt DeSomer	de-SOAM-er (like ROME)	Jaquay Owens.....	juh-QWAY
Shaq Findlater	FIHNND-latter	Blake Parzych.....	PARR-zitch
ZeVeyon Furcron.....	ZAY-vee-ONN FURR-cron	Josh Podzielinski.....	PODGE-uh-LIN-skee
Deionte Gaines.....	dee-AHN-tay	Peter Savrides	sah-VREE-DEEEZ
Leonard Garron	GARE-unn	Reid Sealby	SEEL-bee
Jaylon Graham	Jay-LON	DeVondre Seymour	deh-VAWN-dray SEE-more
Nico Gualdoni	gwall-DOH-nee	Withney Simon	WITH-nee (not WITT-nee)
Jhakari Harrison	juh-KARR-ee	Matt Sotiropoulos.....	SOTT-err-AHP-oh-less
Malik Haynes.....	mah-LEEK	Ryan Sousa.....	Sosa (like Sammy Sosa)
Joe Hemann	HEE-man	Sam Straub.....	STROBB
Daquan Isom	day-QWAN EYE-summ	Josh Straughan	STRAWN
Connor Iwema	eye-WEE-muh	Jefferson Veal.....	VEE-uh
Josh Jahnke	YAWN-kee	Khari Waithe-Alexander.....	CARR-ee WAYTHE





HEAD COACH NICK HILL

First Season at SIU (0-0)

Alma Mater: Southern Illinois, 2008

Nick Hill became the 21st head football coach in Southern Illinois history on December 23, 2015. He is the fourth SIU football coach to lead his alma mater's football program, joining Abe Martin, Bill O'Brien and Shawn Watson.

"Nick Hill is one of the brightest and most creative minds in college football today," said Bell. "He has a commanding presence among our team, a relentless work ethic, and a burning desire to rebuild Saluki Football."

Hill joined Southern's staff in 2014 as the program's quarterbacks coach. In his first season, Saluki QBs broke a school record for single-season touchdown passes with 29. First-year quarterback Mark Iannotti tied a school record with six touchdown passes in a win over Southeast Missouri State.

Hill was promoted to offensive coordinator in 2015 and completely overhauled the team's offense by installing his own version of the up-tempo, spread

attack. The results were remarkable as Southern's offense averaged 498 yards per game -- the second most in conference history. Under Hill's guidance, the 2015 SIU offense led the conference and ranked in the top-11 nationally in total offense, scoring offense and passing offense. Iannotti led the nation in total offense per game and was ninth in national Offensive Player of the Year voting. In the two years since Hill arrived on SIU's staff, the Salukis have improved rushing yards per game by 46, passing yards per game by 67, total yards per game by 113, and points per game by seven.

A native of nearby Du Quoin, Ill., Hill was one of the most prolific passers in school history during two seasons as SIU's starting quarterback in 2006 and 2007, under head coach Jerry Kill. He recorded a 21-6 record as a starter and set single-season school records for passing yards and total offense in 2007. Among the highlights of his playing career were leading the team to a win over Indiana, marking the first time in conference history that a member school defeated a Big Ten opponent. He also guided Southern to three playoff wins, and the 2007 squad advanced to the national semifinals, the deepest playoff run for Saluki football since

winning a national championship in 1983. Hill remains the school's all-time leader in completion percentage (68.3).

"I know what the blueprint looks like for our program to be successful, going back to my playing days for Coach Kill, and I know we can get there," Hill said. "Coaching my alma mater is a dream come true. I love everything about this region and what it stands for, that blue-collar mentality. This is not my team. This is our team. Our program is going to invest in the community and make us proud on and off the field."

After graduating from Southern in 2007, Hill played six seasons of professional football. In the Arena Football League, he played for head coach Jay Gruden, who is currently the head coach of the NFL's Washington Redskins. In addition to playing in the AFL, Hill signed free agent contracts with the Chicago Bears in 2008 and Green Bay Packers in 2012.

Hill began his coaching career in 2013 as head coach at Carbondale High School. In his only season with the Terriers, he guided the program to an Illinois High School Association playoff berth.

Hill resides in Carterville with his wife, Alicia, and their daughter, Skylar.

NICK HILL'S YEAR-BY-YEAR RECORD

<u>Year</u>	<u>School</u>	<u>Assignment</u>	<u>Overall</u>	<u>Conference</u>	<u>Postseason</u>
2014	Southern Illinois	Quarterbacks	6-6	3-5 (t-7th)	
2015	Southern Illinois	co-Off. Coordinator / QBs	3-8	2-6 (9th)	
2016	Southern Illinois	Head Coach	--	--	

As Head Coach at SIU: 0-0 (First Season)

WHAT THEY'RE SAYING ABOUT NICK HILL

Jerry Kill, Saluki Hall of Fame Coach:

"I promise you Nick Hill will work day and night because he doesn't want to let anyone down. Guys work better with a little chip on their shoulder. When I came there I had a little chip, and I surrounded myself with great staff, and he'll do the same thing. He has a good model to work from. I think he's learned a lot about coaching, based on what Southern's offense accomplished last year. What people don't realize is how many people he knows, from various pro leagues, to our guys at Minnesota and throughout college football. Nick will have a lot of people supporting him. He needs to enjoy today, and the bottom line is he has to go out-work people tomorrow. A lot of people weren't fired up about me when I was hired. You get respect by winning football games, and to do that, you recruit good staff and good players. Nick can do that. He's smarter than I was -- a dumb-ass country boy from Cheney, Kan."

Carl Mauck, SIU Hall of Famer and 34-year NFL playing and coaching veteran:

"Nick has the characteristics you look for in an outstanding head coach. He's level-headed, but also has a lot of fire and energy. He knows what he wants at quarterback, which is the position that makes or breaks your team. He will recruit harder than anyone and will present himself well to recruits and their families. I'm confident that he can assemble a strong staff. He knows the area, he loves the school. I'm proud that he got the job and I'm excited for him and the program."

Deji Karim, Former SIU running back

"Nick is a great leader because of the type of person he is. He's smart, and his core beliefs and values inspire everyone around him to improve. He has great relationships with current and former players, and I truly believe he will get SIU back on the right track."

Brandon Jacobs, Former Saluki running back, teammate, nine-year NFL veteran, and two-time Super Bowl champion

"First of all, Nick is a great man, and that is a sign of a great coach. He's just a good, solid dude; his character speaks for itself. I spoke to Nick during the process about his goals if he were to get this opportunity, and he is absolutely on the right track. Coach Kill recruited good, hard-working, shipyard guys. Nick is going to do the same thing. He's not in this for a paycheck. He genuinely loves being around the guys. He's in this to win, and his heart is in it. They will play their hearts out for him."



COACHING STAFF



Kraig Paulson
Assistant Head Coach
Defensive Coordinator / LBs
Western Illinois, 1987
30th Year Overall
1st at SIU

Kraig Paulson is in his first season as Saluki Football's assistant head coach and defensive coordinator. Paulson has nearly 30 years of collegiate coaching experience and has been one of the best defensive coordinators in the FCS over the past 15 seasons.

Paulson has served as defensive coordinator at Utah State, Montana and UNLV over the past 17 seasons. Paulson was the defensive coordinator at Montana for eight seasons, and the Grizzlies won conference championships in all eight seasons. With Paulson as the defensive coordinator, Montana made three national championship games. He earned the All-American Football Foundation Assistant Coach Award in 2006.

Paulson coached Montana players to nine All-America honors, and his 2009 Montana defense led the nation in turnovers gained with 37, including 26 interceptions. He coached 2007 National Defensive Player of the Year Kroy Biermann, who has played in the NFL for the past seven seasons.

Paulson was UNLV's defensive coordinator, linebackers coach and assistant head coach for five seasons from 2010-14. He helped the Rebels reach the 2014 Heart of Dallas bowl before coaching at Northern State in 2015.

Paulson and his wife, Jody, have three sons: Keogh, Elias and Rokken.



John Van Dam
Offensive Coordinator / QBs
Michigan State, 2007
First Year Overall
1st at SIU

John Van Dam enters his first season as the offensive coordinator for Saluki Football in 2016. Van Dam has come to Carbondale from Florida and has worked with some of the most prestigious programs in college football.

Van Dam has coached at Alabama, Michigan and Florida, most recently serving as an offensive quality control assistant at Florida before coming to SIU. Van Dam has worked with Nick Saban, Brady Hoke, Doug Nussmeier and Jim McElwain in his coaching career, while helping coach A.J. McCarron, Amari Cooper and Devin Gardner, among others.

Van Dam was a quarterback at Michigan State, playing alongside Kirk Cousins, Drew Stanton and Brian Hoyer before starting his coaching career. He worked as a graduate assistant and full-time assistant at Augustana (S.D.) before working as a graduate assistant for Saban at Alabama.

Van Dam and his wife, Heather, have one daughter, Vada.



Kraig Paulson



John Van Dam

COACHING STAFF



Ashton Aikens
Wide Receivers
Northwestern, 2005
5th Year Overall
3rd at SIU

Ashton Aikens is in his third season coaching the wide receivers for the Salukis after spending the previous two years coaching at Northwestern in charge of special teams quality control. A four-year letterwinner at wide receiver for Northwestern, Aikens brings with him eight years of coaching and playing experience at the collegiate level.

In his second season coaching SIU's receivers, Aikens' receivers helped SIU set a program record for passing yards per game with more than 298. Billy Reed earned All-MVFC recognition, and Jimmy Jones earned a spot on the MVFC All-Newcomer team. Jones led all MVFC freshmen in receptions, receiving yards and touchdowns per game.

In his first season, Aikens' receiving corps caught a program record 29 touchdown passes, and Aikens helped a pair of the best receivers in school history cap historic career. LaSteven McKinney finished his career third in program history with 149 receptions, while MyCole Pruitt set the school record with 221. Pruitt ranks second in school history with 2,601 career receiving yards, and McKinney ranks 12th with 1,407.

In 2013 Aikens coached Northwestern kicker Jeff Budzien, who was a second-team Walter Camp All-American, a first-team All-Big Ten selection and received the Big Ten's Bakken-Andersen kicker of the year award. In 2012 he worked with All-American punt returner Venric Mark at Northwestern. Mark led the nation with an average of 20.1 yards per return. The 2012 Wildcats won 10 games and defeated Mississippi State in the Gator Bowl. That year's team ranked third in the Big Ten in net punting.

Prior to his return to Northwestern, Aikens spent two years as an assistant coach at Trinity International University in Deerfield, Ill. He spent his first year there as a graduate assistant coach working with wide receivers and tight ends and also assisting with special teams coordination. In 2011, he became a full-time assistant as the wide receivers coach and special teams coordinator.

Aikens was a four-year wide out at Northwestern under head coach Randy Walker after playing running back at Detroit Country Day High School. Aikens hauled in 70 receptions for 733 yards in his career at NU. As a senior, he had 32 catches for 401 yards and received Northwestern's Rashidi Wheeler Award, which is given annually to the player who best embodies the spirit and enthusiasm of the late Northwestern safety.

He and his wife, Carla, were married in July of 2011. They have two sons, Ashton and Robert.



Ashton Aikens



Austin Flyger
Defensive Line
Augustana College, 2004
10th Year Overall
7th at SIU

Austin Flyger is in his seventh year at Southern Illinois and his 10th year coaching college football. After serving as a graduate assistant and defensive line coach for two seasons (2008-09) at SIU, Flyger took a full-time position as the defensive line coach at Northern State, where he worked under former Saluki assistant coach Tom Dosch.

Flyger returned to Southern in 2012 as the team's defensive line coach, and the unit experienced immediate success. The 2012 defensive line featured AFCA All-American defensive end Ken Boatright, and SIU's three starters (Boatright, Eze Obiora and Kayon Swanson) combined for 15.5 sacks on the season.

SIU's defensive line was also a key component of the team's championship defenses in 2008 and 2009. Led by All-Conference nose tackle Chris Arthurs, the defense held opponents to 10 or fewer points in seven games in 2008 and 2009, as the Salukis posted a combined 20-5 record, including a 15-1 mark in the Missouri Valley Football Conference.

Flyger was a stand-out player at Augustana from 2000-03, where he earned All-North Central Conference honors and was named the league's most valuable defensive lineman as a senior in 2003. Flyger went on to play three seasons with the Sioux Falls Storm of the United Indoor Football League before embarking on a coaching career. His first coaching opportunity came in 2007, when he served on Dale Lennon's staff at the University of North Dakota, working primarily with the defensive line.



Austin Flyger

COACHING STAFF



Carl Franks
Cornerbacks
Montana, 1995
20th Year Overall
1st at SIU

Carl Franks is in his first season as the cornerbacks coach at Southern Illinois. He comes to Carbondale with nearly 20 years coaching experience.

"Coach Franks is the type of person and the type of coach that we were looking for," Hill said. "He was a great player and coach under Coach Paulson at Montana. He knows the schemes, and he is looking forward to getting involved in the community. There were a lot of people interested in this position, and Coach Franks is the best fit for our staff and what we want to do here."

Franks began his coaching career in 1997, working at Montana for current SIU defensive coordinator Kraig Paulson. In the 19 years since, Franks has coached secondary and special teams units at every level of football.

He worked at Utah State from 2000-02 before spending six years as cornerbacks coach at Northern Arizona. There, Franks' secondary led the conference three times in interceptions and led the nation in picks in 2003. His pupils include Kevin Gerard, who had 19 career interceptions and was a Buck Buchanan Award finalist, and Cyrus Igono, who tied an NCAA record for punt blocks in a season.

Franks coached at Western Illinois from 2009-12, mentoring Patrick Stoudemire, who was an All-American and played in the East-West Shrine game. Franks Leatherneck secondary led the MVFC in passing defense in 2010 and ranked second in 2012.

Franks has also spent time in professional football, coaching for the Winnipeg Blue Bombers of the Canadian Football League in 2013 and earning a Coaching Fellowship with the Tennessee Titans in 2003. Franks spent the last two seasons at Warhill High School in Williamsburg, Va.

Franks played under Paulson at Montana from 1991-93, earning All-Big Sky honors twice and the team's Golden Helmet Award for hardest hitter twice, as well. Franks and Paulson teamed up for three conference titles at Montana, two while coaching together.



Nate Griffin
Running Backs/Recruiting
Idaho
1st Year Overall
1st at SIU

Nate Griffin enters his first season coaching Saluki Football's running backs in 2016. Griffin comes to Carbondale from Minnesota, where he spent four seasons in the Big Ten on the Golden Gophers staff.

Griffin served as a quality control assistant on offense for Minnesota, working with opponent scouting, self scouting and day-to-day operations of the offense. He came to Minnesota from Truman State, where he coached the defensive line in 2011. In addition to working with former SIU coach Jerry Kill at Minnesota, Griffin worked with Kill as a graduate assistant at Northern Illinois in 2008 and 2009, working with running backs and fullbacks.

Griffin also has coaching stints at Northern Colorado and Idaho, where he played for the Vandals from 2000-03. He holds a bachelor's degree from Idaho and a master's degree in sports administration from Northern Colorado. Griffin and his wife, Amy, have one daughter and one son.



Nate Griffin



Carl Franks

COACHING STAFF



Jay Nunez
Tight Ends/Fullbacks
Pittsburg State
1st Year Overall
1st at SIU

Jay Nunez is entering his first season as the special teams coordinator and tight ends coach for Saluki Football. Nunez comes to Southern Illinois after three seasons at Minnesota under former Saluki head coach Jerry Kill.

At Minnesota, Nunez served as the quality control coach for special teams and helped manage the day-to-day operations of the unit. He also helped the Gophers with opponent breakdowns and other tasks. Nunez got his coaching start at Pittsburg State, where he worked with the offensive and defensive lines for two seasons. He also developed game and weight room plans in addition to help with video sessions and recruiting.

Nunez was a four-year letter winner on the Pittsburg State football team, and he went on to get both his bachelor's (history/government) and master's (educational leadership) degrees there. He was a team captain as a senior and was a semi-finalist for the William V. Campbell Trophy in 2009, which is awarded by the National Football Foundation and is given to the American college football player with the best combination of academics, community service and on-field performance.

Nunez and his wife, Ashley, were married on March 10, 2012. They have one son.



Trevor Olson
Offensive Line
Northern Illinois, 2011
1st Year Overall
1st at SIU

Trevor Olson is in his first season coaching the offensive line for Saluki Football in 2016. Olson comes to SIU from Minnesota, where he served under former SIU coach Jerry Kill as an offensive graduate assistant for three seasons and in the player personnel department in 2012.

Olson played offensive tackle for Kill at Northern Illinois, where he started an NCAA-record 54 games during his career. He was a two-time consensus All-MAC selection and earned national recognition on preseason watch lists for the Outland Trophy and Rotary Lombardi Award. He was a fourth-team All-American in 2011.

As a player, Olsen helped NIU rank 11th nationally in both total offense and rushing offense in 2011, while the 2010 Huskies ranked seventh nationally in rushing offense.



Jay Nunez



Trevor Olson

COACHING STAFF



Marty Rodgers
Safeties
Southern Illinois, 2009
3rd Year Overall
1st at SIU

Marty Rodgers enters his first season coaching the safeties at Southern Illinois in 2016. Rodgers is an SIU alumnus who was a two-time All-MVFC safety for the Salukis.

Rodgers spent the last two seasons coaching the defensive backs at North Dakota. North Dakota led the Big Sky in rush defense and opposing first downs per game in both of Rodgers seasons on the staff. The defense led the conference in total defense in 2014 and was second in 2015. In both seasons with Rodgers, North Dakota was a top-five scoring defense.

Rodgers returns to Carbondale after an outstanding four-year career for the Salukis. SIU made the playoffs in all four of Rodgers seasons as a Saluki and won two conference titles. SIU reached a No. 1 national ranking in 2009 and were the first team in MVFC history to complete the regular season conference slate undefeated.

Rodgers and his wife, Tanasha, have two sons Titan and Mylez.



Marty Rodgers




Michael Williamson, Jr.
Graduate Assistant, Operations
Southeast Missouri, 2009
2nd Year Overall
2nd at SIU

Michael Williamson, Jr., is in his second year as a graduate assistant on the Saluki Football coaching staff in 2016. Williamson came to SIU from Ferris High School (Texas), where he served as the offensive coordinator and coached quarterbacks, offensive line and specialists. While at Ferris, Williamson was the offensive coordinator in the 2014 North Texas East/West All Star Game.

Williamson also worked as the offensive coordinator at Palmer High School (Texas) and the run game coordinator at Santiago High School (Calif.) before his time at Ferris. Prior to working in the high school coaching ranks, Williamson was an offensive graduate assistant at Missouri, where he worked with the offensive line.

Williamson played for Southeast Missouri from 2004-08, playing in 28 games and starting 19. He was a three-year team captain and the only underclassman captain in school history. He totaled 536 yards and three touchdowns on 45 career catches.



Adam Fry
Graduate Assistant, Video
Western Michigan, 2014
2nd Year Overall
2nd at SIU

Adam Fry begins his second season as the graduate assistant video coordinator for the Saluki Football program.

Fry began working with the Western Michigan football program in 2011. He served as the assistant video coordinator and a recruiting assistant for the program. In his role as assistant video coordinator, Fry uploaded and edited film in DVSport as well as made highlights using Final Cut Pro and Adobe Premier Pro. In 2011, Fry began his football career as the defensive coordinator at Kalamazoo Christian High School.

Fry graduated from Western Michigan in Dec. 2014 with a bachelor's degree in integrated studies.

COACHING STAFF



BACK (L to R): Jay Nunez, Trevor Olson, John Van Dam, Nick Hill, Kraig Paulson, Ashton Aikens, Austin Flyger
FRONT (L to R): Adam Fry, Nate Griffin, Michael Williamson, Jr., Marty Rodgers, Carl Franks, Roger Lipe

PLAYER BIOS



34 Victor Abraham
Safety
6-3 • 195 • Freshman (1st)
Dearborn, Mich.
Plymouth HS

HIGH SCHOOL

Honorable mention All-State honoree...Also earned All-West, All-Conference and All-Area honors in senior season...Team captain...Recorded 64 tackles and four interceptions on defense...Also played receiver and had 40 receptions for 746 yards...Also played basketball and track and field.

PERSONAL

Son of Laurece and Victor Abraham...Has two siblings, Jonathan and Laurece...Intends to major in physiology.



2 Tareq Abullebeh
Cornerback
5-9 • 181 • Senior (5th)
San Diego, Calif.
Kearny HS • San Diego Mesa CC

2015 (JUNIOR)

Played in six games while battling injuries...Recorded 16 tackles on the season (seven solos)...Season high five tackles vs. Missouri State...Earned a spot on the MVFC Academic Honor Roll.

PRIOR TO SIU

Redshirted at Northern Colorado in 2012 before going to San Diego Mesa College...Led the team with six interceptions, including two for touchdowns, in 2014...Posted 21 tackles in seven games in 2014...In high school played football and competed in track & field for the Komets... Helped lead Kearny to an 8-3 record in his senior year, as well as a perfect 6-0 conference record... Had 15 rushes for 134 yards and three touchdowns as well as 33 receptions for 718 yards and two more TDs on offense. On defense, notched 43 total tackles with two sacks and five interceptions... Had an 85-yard kickoff return against Castle Park.

PERSONAL

Full given name is Tareq Zeiad Subhi Abulebbeh...One of four children of Zeiad Abulebbeh and Fatheh Musleh... Born on Feb. 18, 1994, in Palestine.

DEFENSE	G	SOLO	AST	TOTAL	TFL	Yds	PBU	FF	FR	BLK
2015	6	7	9	16	0.0	0	0	0	0	0



15 Chris Adkins
Safety
6-0 • 198 • Sophomore (3rd)
Coppell, Texas
Coppell HS

2015 (REDSHIRT FRESHMAN)

Played in eight games...Recorded 19 total tackles on the season... Intercepted a pass vs. North Dakota State...Also forced a fumble vs. North Dakota State...Had a season-high seven tackles vs. Missouri State and North Dakota State...Earned the MVFC Commissioner's Academic Excellence Award, which requires a minimum 3.2 cumulative GPA over the previous two semesters.

2014 (FRESHMAN)

Played in the season opener vs. Taylor and made two tackles...Was one of three true freshmen to play...Obtained a medical redshirt.... Earned a spot on the MVFC Academic Honor Roll.

HIGH SCHOOL

2013 First-team All-District 5-5A selection at defensive back...Named 2013 honorable mention Academic All-State by the THSCA...Helped Coppell to a 10-2 record and a final ranking of fifth in the state and 32nd in the nation...As a senior, recorded 53 tackles, four interceptions, one touchdown, 10 pass breakups and one tackle for loss...Coppell posted a combined 21-3 record his junior and senior seasons...As a junior, recorded 57 tackles, three interceptions, two fumble recoveries and six pass breakups...Texas 5-A All-State honorable mention as a junior... Member of the school's record-setting 4x400 meter relay team and a two-time district champion...National Honor Society member.

PERSONAL

Full name is Christopher Daniel Adkins...Born on Dec. 30, 1995 in Long Beach, Calif....Son of J. Kevin and Elizabeth Adkins...Father works in finance and mother is a secretary...His father played for the University of Oklahoma and was a member of the 1985 National Championship team...Has one sister...Majoring in management.

DEFENSE	G	SOLO	AST	TOTAL	TFL-Yds	INT	PBU	FF	FR	BLK
2014	1	2	0	2	0.0-0	0	0	0	0	0
2015	8	2	17	19	0.0-0	1	1	1	0	0
Total	9	4	17	21	0.0-0	1	1	1	0	0

PLAYER BIOS



5 Chase Allen
Inside Linebacker
6-4 • 241 • Senior (5th)
Belleville, Ill.
Belleville East HS

2015 (JUNIOR)

Second-team All-MVFC selection...Honorable mention Academic All-MVFC selection...Played in 11 games and started 10 at middle linebacker...Led the team in tackles with 120...Ranked third in the MVFC in tackles per game with 10.9...Named MVFC Special Teams Player of the Week after blocking two kicks and recording 10 tackles in the second half alone vs. Youngstown State...Recorded double-digit tackles in seven games...Had 19 tackles at SEMO, the most tackles for any SIU player since Bart Scott in 2002...Had three tackles for loss at Western Illinois...Forced fumbles at Western Illinois and Indiana State...Returned a fumble 25 yards for a touchdown vs. Missouri State...Also recovered a fumble vs. North Dakota State...Had eight quarterback hurries, four at Indiana State...Blocked three kicks, which led the MVFC and ranked eighth nationally.

2014 (SOPHOMORE)

Transitioned from OLB to ILB before the season...Started all 12 games at ILB...Honorable mention Academic All-MVFC linebacker...Led the team and ranked ninth in the MVFC with 95 tackles (45 solo, 50 assist)...Recorded six tackles for loss, one sack, and five quarterback hurries...Forced a fumble at North Dakota State...Recorded double-digit tackles in five games...Had a career-best 12 tackles against Northern Iowa...Also broke up three passes...Received the MVFC Commissioner's Academic Excellence Award, which requires a minimum GPA of 3.2 for the previous two semesters.

2013 (REDSHIRT FRESHMAN)

Played in all 12 games at outside linebacker...Recorded his first career half-sack in the season opener at Illinois...Had a solo sack of Eastern Illinois quarterback Jimmy Garoppolo...Recorded 32 tackles, 19 solo and 13 assisted...Posted 3.0 tackles for loss and 1.5 sacks...Had a career-best five tackles in a win at South Dakota State...Received the MVFC Commissioner's Academic Excellence Award, which requires a minimum GPA of 3.2 for the previous two semesters.

2012 (FRESHMAN)

Redshirted.....Named to the MVFC Academic Honor Roll.


HIGH SCHOOL

A 2012 St. Louis Post-Dispatch Super 30 recruit in Illinois/Missouri metro area...8A All-State linebacker...First-Team All-Conference selection...Posted 107 tackles, five interceptions and 700 rushing yards as a senior...Named to the All-City team by the Belleville News-Democrat...Team defensive MVP and Scholar-Athlete Character award honoree.

PERSONAL

Son of Tammy and Chris Allen...Born Aug. 29, 1993...Majoring in management.

DEFENSE	G	SOLO-AST	TOT	TFL-Yds	SK-Yds	INT	PBU	FF	FR	BLK
2013	12	19-13	32	3.0-14	1.5-9	0	1	0	0	0
2014	12	45-50	95	6.0-11	1.0-5	0	3	1	0	0
2015	11	44-76	120	8.0-21	2.5-12	0	2	2	2	3
Total	35	108-139	247	17.0-46	5.0-26	0	6	3	2	3



40 Dave Arendt
Defensive End
6-2 • 244 • r-Freshman (2nd)
Chapin, Ill.
Triopia HS

PRIOR TO SIU

First-team All-State selection in high school...Won a state championship in 2008.

PERSONAL

Full given name is David Andrew Arendt...Born March 19, 1991, to Dee and Doug Arendt...Has one brother and two sisters...Brother, Dean, is also on the team...Has a wife, Michelle.



53 Dean Arendt
Tight End
5-11 • 235 • Junior (3rd)
Glen Ellyn, Ill.
Triopia HS • College of DuPage



79 Ben Bailey
Offensive Line
6-5 • 255 • Sophomore (3rd)
Lamar, Mo.
Lamar HS

2015 (REDSHIRT FRESHMAN)

Played in two games...Saw action against Missouri State and Northern Iowa.

2014 (FRESHMAN)

Redshirted.... Earned a spot on the MVFC Academic Honor Roll.

HIGH SCHOOL

Won three consecutive Class 2 state championships...Four-time first-team All-Conference as both an offensive lineman and defensive end...Selected All-District as an offensive and defensive lineman three times and All-State twice...Two-time Academic All-State first team selection...Rated a two-star prospect by Scout.com...All-District in basketball...Won a state title in the discus in 2012 and was the state runner up to his brother in 2013...Helped the basketball team to a Class 3 District Championship in 2013...National Honor Society member.

PERSONAL

Full name is Benton Philip Bailey...Born on Nov. 1, 1995 in Joplin, Mo.... Son of Noelle Bailey, who is an administrative assistant...Has a twin brother, Sam, who is an offensive lineman at Missouri...Majoring in mechanical engineering.

PLAYER BIOS



43 Deondre Barnett
Defensive End
6-3 • 239 • Senior (4th)
Cocoa, Fla.
Cocoa HS • UCF

2015 (JUNIOR)

Played in five games...Recorded 27 tackles (nine solos) in five games...Had two tackles for loss and a fumble recovered...Had season-best nine tackles at Southeast Missouri...Also had eight tackles vs. Illinois State...Had 1.5 tackles for loss at SEMO...Recovered a fumble vs. Illinois State.

PRIOR TO SIU

Made five tackles and two sacks as a true freshman on the Fiesta Bowl Championship team...Earned two defensive Scout Team Player of the Week honors in 2013 at UCF...Named to Florida's 4A All-State second team in 2012...Competed in the 2012 Florida Athletic Coaches Association North-South All-star game...Was listed at No. 18 on the Orlando Sentinel's Mideast Florida Super60 team in high school...Also played basketball and ran track in high school...Will have two years of eligibility remaining.

PERSONAL

Born in Rockledge, Fla....Mother is Tameka Argo...Majoring in sport administration.

DEFENSE	G	SOLO-AST	TOT	TFL-Yds	SK-Yds	INT	PBU	FF	FR	BLK
2015	5	9-18	27	2.0-12	0-0	0	0	0	1	0



51 TJ Beelen
Defensive Tackle
6-3 • 265 • Senior (5th)
Zeeland, Mich.
Zeeland East HS

2015 (SENIOR)

Played in three games and started one before suffering a season-ending injury...Recorded 10 tackles and one tackle for loss...Season-high four tackles in win over No. 10 Liberty...Obtained a medical redshirt.

2014 (JUNIOR)

Played in all 12 games and started two (@MSU and @ILS)...Had 16 tackles and 0.5 tackles for loss...Had a season-best six tackles in the season finale at Illinois State...Had 13 of his 16 tackles in the final five weeks of the season.... Earned a spot on the MVFC Academic Honor Roll.

2013 (SOPHOMORE)

Appeared in all 12 games and made five starts at nose tackle...Had 11 tackles, five solo and six assisted...Recorded a career-best three tackles against Missouri State...Posted a half-TFL at Western Illinois.

2012 (FRESHMAN)

Played in 10 games and made one start, at Miami (Ohio)...Recorded two tackles and 0.5 tackles for loss against Indiana State.

HIGH SCHOOL

A two-time All-Conference and All-Area selection...ESPN rated him a two-star recruit, ranked 147th best DT and the 52nd best player in the state of Michigan...Rated a two-star recruit by Scout.com and the 143rd best DT in the nation...2011: Recorded 41 tackles, 28 solo tackles, 10 tackles for loss, four sacks and two fumble recoveries, helping Zeeland East to a 9-2 record...2010: Recorded 35 tackles, 15 solo tackles, two tackles for loss, three sacks and three fumble recoveries...Miscellaneous: All-State, All-Area and All-Holland Sentinel in discus and shot put as a junior, placing third in discus and fourth in shot put at state finals...Qualified for state in discus as a sophomore.

PERSONAL

Born on Jan. 15, 1994...Full name is Timothy William Beelen Jr....Son of Timothy and Tonia Beelen...Majoring in recreation.

DEFENSE	G	SOLO-AST	TOT	TFL-Yds	SK-Yds	INT	PBU	FF	FR	BLK
2013	12	5-6	11	0.5-1	0-0	0	0	0	0	0
2014	12	8-8	16	0.5-0	0-0	0	0	0	0	0
2015	3	0-10	10	1.0-1	0-0	0	0	0	0	0
Total	27	13-24	37	2.0-2	0-0	0	0	0	0	0



92 Jordan Berner
Defensive End
6-6 • 260 • Freshman (1st)
Chester, Ill.
Chester HS

HIGH SCHOOL

All-State honoree...Two-time All-South selection and two-time team MVP...Named his conference's Player of the Year in 2014 and 2015...Recorded 310 career tackles on defense and intercepted nine passes...Holds school records for interceptions in a season (7), interceptions in a career (9) and tackles in a career (310)...Caught 43 career passes for 934 yards and nine touchdowns...Also scored five rushing touchdowns and threw for another as a senior in 2015-16...Also played baseball and basketball.

PERSONAL

Son of Bethany and Josh Berner...Has one sister, Rachel.

PLAYER BIOS



96 Rondarian Bell
Defensive End
6-2 • 220 • r-Freshman (2nd)
Boynton Beach, Fla.
American Heritage HS


2015 (FRESHMAN)
Redshirted.

HIGH SCHOOL

Two-star recruit by Rivals.com...Named one of the top 40 players in south Florida by the Palm Beach Sun-Sentinel...Named one of the top 60 recruits in south Florida by ESPN Radio...2014 first-team All-Area selection by the Palm Beach Post...Posted 11 sacks and 13 tackles for loss as a senior...Also played basketball.

PERSONAL

Son of Melissa and Ronald Bell...Born Sept. 18, 1996, in Boynton Beach, Fla....Has one brother and one sister...Nephew of former NFL defensive end Al Wallace... Majoring in exercise science.



87 Sam Bonansinga
Wide Receiver
5-10 • 181 • Freshman (1st)
Springfield, Ill.
Sacred Heart-Griffin HS

HIGH SCHOOL

First-team All-State selection by the coaches association as a senior...Two-time All-Conference selection...Recorded 56 catches, 1,034 receiving yards and 17 touchdowns as a senior...Team won back-to-back state championships in his sophomore and junior seasons...Also played defense and had 47 tackles and three interceptions as a senior...Had a team-leading four interceptions as a junior...Returned punts and kicks, and had both a punt return and kick return TD...Ended his career with 110 catches for 1,950 yards and 30 touchdowns...Also participated in track and field and qualified for the state meet in the 4x100 as a sophomore.

PERSONAL

Son of Amy and Joe Bonansinga...Has six siblings: Gabe, Sophia, Luca, Micah, Gianna and Joseph...Intends to major in physiology.



74 Devin Brunetti
Offensive Line
6-0 • 287 • Junior (3rd)
Scottsdale, Ariz.
Saguaro HS • Mesa College

PRIOR TO SIU

Team captain and Impact Newcomer of the Year as a freshman at Mesa...Team captain and first-team All-Conference as a sophomore at Mesa in 2015.

PERSONAL

Son of Tara Brunetti...Has two siblings, Clayton Brunetti and Andrea Parilla...Intends to major in criminal justice.



19 Quá Brown
Safety
5-10 • 192 • Freshman (1st)
DeLand, Fla.
University HS

HIGH SCHOOL

2015 Florida Class 8A All-State selection by the Associated Press...Named Central Florida All-Star game MVP...Two-time All-Area selection...Two-star prospect by Rivals.com...Had 61 tackles and four interceptions as a junior...Had four interceptions in a single game as a senior (school record)...Had 73 tackles, five tackles for loss and six interceptions as a senior in 2015...Also played basketball.

PERSONAL

Son of Frances Brown and Winna Milton...Has one sister, Champaigne Nelson.

PLAYER BIOS



48 Hans Carmien
Fullback
6-2 • 246 • Junior (4th)
Fisher, Ill.
Fisher HS

2015 (SOPHOMORE)

Played in nine games and started one...Recorded five tackles on special teams...Caught a one-yard touchdown pass at Indiana...Earned the MVFC Commissioner's Academic Excellence Award, which requires a minimum 3.2 cumulative GPA over the previous two semesters.

2014 (REDSHIRT FRESHMAN)

Played in all 12 games and started two (@EIU and INS)...Honorable mention all-MVFC fullback honoree...Caught six passes for 15 yards and two touchdowns...Caught two passes for 10 yards and a touchdown in SIU's win at No. 14 Eastern Illinois...Caught a two-point conversion in Southern's win over Southeast Missouri...Caught two passes for seven yards and a touchdown in Southern's win at Missouri State...Also had catches against Western Illinois and South Dakota...Received the MVFC Commissioner's Academic Excellence Award, which requires a minimum GPA of 3.2 for the previous two semesters.

2013 (FRESHMAN)

Redshirted...Named to the MVFC Academic Honor Roll.


HIGH SCHOOL

Four-year starter and led the team in tackles his final three seasons...Two-time selection for All-Conference, All-Area and Defensive MVP...As a senior named All-State and also offensive MVP, leading the team in rushing...Three-year letterwinner in basketball and track...Helped the basketball team to a Supersectional his junior year.

PERSONAL

Born on July 28, 1995...Son of Tab and April Carmien...Father is a farmer and former University of Illinois football player, mother is a nurse...Has two sisters, Ava and Bethany...Majoring in agribusiness economics.

RECEIVING	G	REC	YARDS	TD	LONG	REC/G	AVG/C	AVG/G
2014	12	6	15	2	8	0.5	2.5	1.3
2015	9	1	1	1	1	0.1	1.0	0.1
Total	21	7	16	3	8	0.3	2.3	0.8



85 Jaylin Carter
Tight End
6-4 • 241 • Freshman (1st)
Wheaton, Ill.
Wheaton-Warrenville HS

HIGH SCHOOL

Recorded 38 receptions for 406 yards and 10 touchdowns as a senior...Two-year starter...Team advanced to the Class 7A playoffs...Also threw the shot put for the track and field team...Played at same high school as former Saluki Chris Arthurs.

PERSONAL

Son of Sonya Carter...Has one sister, Jasmyne...Intends to major in special education.



31 James Ceasar
Cornerback
5-10 • 189 • Freshman (1st)
Detroit, Mich.
East English Village HS

HIGH SCHOOL

Two-time All-City honoree...Team defensive back of the year in 2014...Had 40 tackles, five interceptions and one defensive touchdown as a senior...Scored 10 total touchdowns on offense...Also played track and basketball.

PERSONAL

Son of Lundrell Johnson and James Ceasar, Sr...Has two siblings, Azaria Reed and Seniqua Harris.



22 Jeremy Chinn
Cornerback
6-1 • 200 • Freshman (1st)
Fishers, Ind.
Fishers HS

HIGH SCHOOL

All-State honoree as a senior by Associated Press and the coaches association...All-Metro Super Team defensive back by the Indianapolis Star in 2015...First-team All-County and All-Conference defensive back as a senior...Team defensive MVP in 2015...Set school records for interceptions in a season, interception return yards in a season and interceptions in a career...Had seven career interceptions and four in his senior season...Also played running back, where he averaged 6.9 yards on 101 carries.

PERSONAL

Son of Nichelle Gilbert and James Chinn...Has three siblings, Jay, Jenesis and Leah.



60 Matt Chmielewski
Offensive Line
6-4 • 303 • Freshman (1st)
Lockport, Ill.
Lockport HS

HIGH SCHOOL

Honorable mention All-State selection in 2015...Earned first-team All-Area honors as a senior in 2015 by the Joliet Herald News...Two-time first-team All-Conference honoree (SouthWest Suburban Blue)...Two-time Academic All-State selection...Two-time team offensive lineman of the year...Helped key Lockport's rushing attack that gained more than 1,000 yards...Also competed in track and field, where he qualified for the state meet in the shot put...Also participated in basketball and track and field.

PERSONAL

Son of Karen and Brian Chmielewski...Father played basketball at Iowa Wesleyan.

PLAYER BIOS



71 Adam Clay
Offensive Line
6-5 • 318 • Senior (5th)
Livonia, Mich.
Franklin

2015 (JUNIOR)

Played in one game, vs. Missouri State...Earned a spot on the MVFC Academic Honor Roll.

2014 (SOPHOMORE)

Played in six games...Member of offensive line that ranked second in the MVFC in fewest sacks allowed...Blocked for five 100-yard rushing games and three 200-yard rushing games.

2013 (REDSHIRT FRESHMAN)

Did not appear in any games....Named to the MVFC Academic Honor Roll.

2012 (FRESHMAN)

Redshirted...Named to the MVFC Academic Honor Roll.

HIGH SCHOOL

Two-time Kensington Lakes Activities Association All-Conference Team selection...Two-time team Offensive MVP...All-State selection and MHSAA scholar athlete as a senior...Two-time All-Conference scholar athlete...All-State scholar athlete...Also a state finalist in the shot put, where he holds the school record (55'7) and was All-Conference and a city champion...Also played basketball and was a team captain as a freshman.

PERSONAL

Born Sept. 19, 1994...Son of Shelly Clay...Majoring in engineering.



29 Cody Crider
Inside Linebacker
5-11 • 215 • r-Freshman (2nd)
Mayfield, Ky.
Graves County HS

2015 (FRESHMAN)

Played in the season opener at Indiana before suffering a season-ending injury, recording two tackles...Granted a medical hardship waiver.

HIGH SCHOOL

Two-star recruit by Scout.com and Rivals.com...2014 first-team All-State selection by the Associated Press...Finalist for 2014 Kentucky Mr. Football award...Honorable mention All-State honoree by the Associated Press in 2013...Recorded 95.5 tackles, three interceptions, an interception returned for a touchdown, two fumble recoveries and a fumble recovery for a touchdown as a senior in 2014...Also played running back, where he rushed for 2,699 yards and 32 touchdowns in 2014, which both led the state...Played for the Kentucky 5A state runner-up...Had three sacks in the state championship game...Rushed for 2,085 yards and 26 touchdowns as a junior in 2013.

PERSONAL

Full given name is Cody Christian Crider...Son of Brandy Crider...Only child...Born Feb. 10, 1997... Majoring in business.

<u>DEFENSE</u>	<u>G</u>	<u>SOLO-AST</u>	<u>TOT</u>	<u>TFL-Yds</u>	<u>SK-Yds</u>	<u>INT</u>	<u>PBU</u>	<u>FF</u>	<u>FR</u>	<u>BLK</u>
2015	1	1-1	2	0.0-0	0-0	0-0	0	0	0	0

PLAYER BIOS



25 DJ Davis
Running Back
5-8 • 163 • Freshman (1st)
Pompano Beach, Fla.
American Heritage HS



72 Ernest Dye, Jr.
Offensive Line
6-1 • 291 • r-Freshman (2nd)
Milton, Ga.
Milton HS

2015 (FRESHMAN)

Redshirted...Earned a spot on the MVFC Academic Honor Roll.

HIGH SCHOOL

Two-star prospect by Rivals.com and 247 Sports...Named a North Fulton All-Area offensive lineman by the Atlanta Journal-Constitution...Two-time first-team All-region honoree...Earned the Coaches' Award for leadership and play...Did not give up a sack in his senior season and graded out above 90 percent in all games.

PERSONAL

Full given name is Ernest Thaddeus Dye, Jr...Son of Rhonda and Ernest Dye, Sr...Father, Ernest Dye, Sr., played at South Carolina and spent six seasons in the NFL...Has one brother, Cameron, and one sister, Ariel...Born Jan. 16, 1997...Majoring in communication studies.



7 Matt DeSomer
Quarterback
5-11 • 194 • Sophomore (3rd)
Lowell, Ind.
Andrean HS

2015 (REDSHIRT FRESHMAN)

Played in all 11 games and started two, the final two games of the season (vs. Illinois State and at Northern Iowa)...Ran 23 times for 111 yards...Went 2-for-3 passing with 28 yards...Caught 10 passes for 76 yards.

2014 (FRESHMAN)

Redshirted.... Earned a spot on the MVFC Academic Honor Roll.

HIGH SCHOOL

Named Northwest Indiana Player of the Year by The Northwest Indiana Times, Post-Tribune and Lakeshore Media...Led Andrean to a 15-0 season and a 3A state title in 2013...Finished third in the state in Mr. Football voting...Andrean's all-time leading rusher, second all-time passer and all-time leading scorer with 91 career touchdowns...Selected first-team All-Area by The Times...As a senior, threw for 2,512 yards and 35 touchdowns while also rushing for 1,607 yards and 19 touchdowns...Also a pitcher for the Andrean baseball team...Voted All-Area and All-Conference his sophomore and junior seasons...Became the second player in IHSAA history to quarterback his school to a football state title and earn a win in the state baseball title game as a pitcher...As a senior, posted a 9-0 record with a 0.85 ERA as well as a .393 batting average.

PERSONAL

Born June 7, 1995, in Naperville, Ill....Son of Tammy and Tim DeSomer...Has two older brothers, Brandon and Bryan, and a younger sister, Morgan...Majoring in accounting.



88 Shaq Findlater
Defensive Tackle
6-2 • 278 • Senior (5th)
Chicago, Ill.
Bowen HS
Northern Illinois

2015 (JUNIOR)

Played in all 11 games...Started the season as a tight end before converting to defensive line halfway through the season...Caught two passes on successful two-point conversion attempts...Recorded three tackles...Earned a spot on the MVFC Academic Honor Roll.

2014 (SOPHOMORE)

Played in 11 games and started vs. Taylor...Had one reception for 16 yards against Taylor.

2013 (REDSHIRT FRESHMAN)

Did not appear in any games.

2012 (FRESHMAN)

Redshirted.

HIGH SCHOOL

Played wide receiver, defensive end and punter.

PERSONAL

Full name is Shaquille Mark Findlater...Born on March 16, 1994 in Kingston, Jamaica...Son of Mark Findlater and Denise Ramirez...Father is self employed, and mother is a registered nurse...Has four brothers and sisters...Majoring in healthcare management.

RECEIVING	G	REC	YARDS	TD	LONG	REC/G	AVG/C	AVG/G
2015	11	10	76	0	18	0.9	7.6	6.9

RUSHING	G	ATT	YARDS	TD	LONG	AVG/A	AVG/G
2015	11	23	111	0	21	4.8	10.1

PASSING	GP	CMP	ATT	INT	YDS	TD	LONG	%	AVG/P	AVG/G
2015	11	2	3	1	28	0	19	.67	9.3	2.5

RECEIVING	G	REC	YARDS	TD	LONG	REC/G	AVG/C	AVG/G
2014	11	1	16	0	16	0.1	16.0	1.5
2015	11	0	0	0	0	0.0	0.0	0.0
Total	22	1	16	0	16	0.0	16.0	0.7

DEFENSE	G	SOLO-AST	TOT	TFL-Yds	SK-Yds	INT	PBU	FF	FR	BLK
2014	11	0-0	0	0.0-0	0-0	0	0	0	0	0
2015	11	1-2	3	0.0-0	0-0	0	0	0	0	0
Total	22	1-2	3	0.0-0	0-0	0	0	0	0	0

PLAYER BIOS



38 Neil Fletcher
Long Snapper
6-1 • 121 • r-Junior (4th)
Leoti, Kan.
Wichita County HS • Garden City CC

2015 (JUNIOR)

Did not see action...Earned a spot on the MVFC Academic Honor Roll.

PRIOR TO SIU

Played tight end and long snapper for Garden City Community College... Two-time All-League in football, track and basketball in high school...Earned Defensive MVP and the Leadership Award in football in high school...Earned the Mr. Hustle, Most Inspirational Player, and Servant Leadership Awards in basketball in high school...Honorable mention All-State selection in basketball in 2013.

PERSONAL

Full given name is Neil Eugene Fletcher...Son of Melissa and Greg Fletcher... Has two brothers, Breck and Gabe Fletcher...Has one sister, Tiffany Mylius...Born July 30, 1994...Majoring in Agricultural Systems Technology Management.



59 ZeVeyon Furcron
Defensive Line
6-0 • 319 • Freshman (1st)
Crest Hill, Ill.
Joliet Catholic HS

HIGH SCHOOL

Two-time All-Conference honoree...All-State special mention honoree by the Chicago Tribune in 2015.

PERSONAL

Son of Melody Murriel and Channing Furcron...Has four siblings, Zyane, Channing, Malcom and Chanion.




18 Deionte Gaines
Wide Receiver
5-8 • 180 • Junior (3rd)
Orlando, Fla.
Dr. Phillips HS • Colorado State

PRIOR TO SIU

Played 22 games in two seasons at Colorado State...Piled up 1,453 all-purpose yards...Caught 22 passes for 181 yards at CSU...Averaged 10.9 yards on 14 rush attempts at CSU...Piled up 1,093 kick return yards on 46 returns at CSU...Ranked as the nation's 33 best high school athlete in 2014...Named All-Florida by the Miami Herald in 2013...Ranked as a four-star recruit by ESPN and a three-star recruit by Rivals coming out of high school.

PERSONAL

Born Oct. 9, 1995 in Orlando, Fla. ... Parents are Caronda Adams and Sedrick Gaines... Has one brother, Jamari, and two sisters, Mia and Emani.



80 John Gardner
Tight End
6-4 • 223 • Junior (4th)
Chicago, Ill.
Simeon HS

2015 (SOPHOMORE)

Played in 10 games...Did not record any statistics.

2014 (REDSHIRT FRESHMAN)

Played in the season opener vs. Taylor...Did not record any statistics.

2013 (FRESHMAN)

Redshirted.

HIGH SCHOOL

All-City selection by the Chicago Sun- Times...Two-star prospect by Scout.com...Two-star prospect by Rivals.com...Named to Chicago Sun-Times All-City Team...Recorded 60 receptions for 20 touchdowns and 800 receiving yards...A three-time state champion as a member of the basketball team where he played alongside Duke's Jabari Parker...Also a member of the drama club.

PERSONAL

Full name is John Henry Gardner III...Born on Dec. 18, 1994 in Chicago... Son of John Gardner Jr. and Michele Madison...Father works in health care and mother is a postal worker...Has three sisters and one brother...Exercise science major.

PLAYER BIOS



9 Leonard Garron
Defensive End
6-2 • 237 • Senior (5th)
Evanston, Ill.
Evanston Township HS

2015 (JUNIOR)

Played in all 11 games and started six at outside linebacker...Recorded 33 tackles (12 solos)...Had six tackles for loss and one sack...Broke up two passes...Recovered one fumble and forced one fumble.

2014 (SOPHOMORE)

Played in eight games (final eight games of the season)...Recorded nine tackles, including six solo stops...Had a season-best three tackles against Western Illinois and at North Dakota State.

2013 (REDSHIRT FRESHMAN)

Appeared in all 12 games and made two starts at outside linebacker...Also played on special teams...Recorded a half-sack in a win over Charleston (W.V.)...Intercepted Jimmy Garoppolo in the Eastern Illinois game.

2012 (FRESHMAN)

Redshirted.

HIGH SCHOOL

Scout.com rated as a two-star recruit and the 171st best OLB in his class in the nation...Honorable mention All-State linebacker...All-Conference selection...Earned All-Conference honors as a tight end as a junior...Also played varsity basketball.

PERSONAL

Born January 1, 1994...Son of Tina Garron and Leonard Garron, Jr...Related to Tony Galbreath, who had a 13-year NFL career...Went to the same high school as former Saluki tight end Damon Jones, who was drafted in the fifth round of the 1997 NFL Draft by the Jacksonville Jaguars...Majoring in economics.

DEFENSE	G	SOLO-AST	TOT	TFL-Yds	SK-Yds	INT	PBU	FF	FR	BLK
2013	12	9-17	26	0.5-5	0.0-0	1	1	0	0	0
2014	8	3-6	9	0.0-0	0.0-0	0	0	0	0	0
2015	10	11-21	32	6.0-18	1.0-11	0	2	1	1	0
Total	30	23-44	67	6.5-23	1.0-11	1	3	1	1	0



45 Jaylon Graham
Defensive Tackle
6-3 • 253 • Sophomore (3rd)
Eustis, Fla.
Eustis HS

2015 (REDSHIRT FRESHMAN)

Played in four games...Played vs. Missouri State, Youngstown State, North Dakota State and South Dakota...Recorded two tackles.

2014 (FRESHMAN)

Redshirted.

HIGH SCHOOL

Ranked 20th in the 2014 Orlando Sentinel Central Florida Super 60... Central Florida All-Star Game participant...First-team All-District...Earned two-time Defensive Player of the Year honors for Eustis HS...Led the team with 94 tackles as a junior and 96 tackles as a senior...In his final two seasons, recorded 16 sacks, eight forced fumbles and three fumble recoveries...Rated a three-star prospect by Rivals.com and a two-star prospect by Scout.com...A two-year starter and team captain on the Eustis basketball team.

PERSONAL

Full name is Jaylon Tyrone Graham...Born on Oct. 26, 1995 in Leesburg, Fla....Son of Michelle Clark...Has one brother, Tyreek and two sisters, Zoe and Zariah...Nephew of former SIU defensive tackle Linton Brown... Undecided on a major.



99 Nico Gualdoni
Kicker
6-0 • 210 • Freshman (1st)
Johnston City, Ill.
Johnston City HS

HIGH SCHOOL

Two-time All-Conference and honorable mention All-State honoree...2015 team MVP...Averaged 41.6 yards per punt and had a touchback rate of 81.8 percent on kickoffs...Also played running back and outside linebacker in high school...Scored three rushing touchdowns, kicked two field goals and one PAT to account for all 26 points in a 26-14 win over Fairfield in the playoffs...Rushed for 518 yards and 16 touchdown.

PERSONAL

Son of Dorice and Andy Gualdoni...Has one sibling, Luca



64 Aaron Harris
Offensive Line
6-3 • 317 • Sophomore (3rd)
Chicago, Ill.
Curie HS

2015 (REDSHIRT FRESHMAN)

Played in one game, vs. Missouri State.

2014 (FRESHMAN)

Redshirted.

HIGH SCHOOL

Named 2013 Team MVP...First-team All-Conference as a junior and senior...A member of the Chicago Sun-Times All-Public League team...Also competed in the shot put and discus on the track and field team.

PERSONAL

Born Feb. 27, 1996, in Chicago, Ill....Son of Annette Coleman and Elijah Harris...Has five sisters...Undecided on a major.

PLAYER BIOS



33 Charlie Harris
Safety
6-0 • 204 • Junior (4th)
St. Louis, Mo.
Cardinal Ritter HS

2015 (SOPHOMORE)

Played in two games, the season opener at Indiana and vs. Liberty...
 Recorded one tackle.

2014 (REDSHIRT FRESHMAN)

Did not see action

2013 (FRESHMAN)

Walked onto the team...Redshirted...Named to the MVFC Academic Honor Roll.

PRIOR TO SIU

Two-year starter at Cardinal Ritter...Also played basketball and track...
 Holds second-best triple jump in Cardinal Ritter history and fifth-best long jump.

PERSONAL

Born Jan. 4, 1994...Son of Carolyn and Christopher Harris...Has two brothers and four sisters...Majoring in sport administration.

DEFENSE	G	SOLO-AST	TOT	TFL-Yds	SK-Yds	INT	PBU	FF	FR	BLK
2015	2	1	0	1	0.0	0	0	0	0	0



10 Tanner Hearn
Quarterback
6-1 • 181 • r-Freshman (2nd)
Orlando, Fla.
East River HS

2015 (FRESHMAN)

Redshirted...Earned a spot on the MVFC Academic Honor Roll.

HIGH SCHOOL

Rated as the No. 25 prospect in central Florida by the Orlando Sentinel...
 Third-team 7A All-State honoree in 2014 by the Associated Press...Passed for 3,150 yards and scored 34 total touchdowns as a senior...Earned the Orlando Elite 11 Golden Gun Award...Earned Elite 250 quarterback MVP honors...
 Was the Central Florida All-Star game offensive MVP...Team offensive and quarterback MVP in 2014...Was involved in student government and coached youth football...Also participated in track and field in 2014.

PERSONAL

Full given name is Tanner Clyde Hearn...Son of Sandi and Todd Hearn...
 Born Sept. 12, 1996, in Lake Wales, Fla....Has one sister...Is a 6-handicap golfer...Majoring in business.




52 Malik Haynes
Defensive Tackle
5-11 • 336 • Freshman (1st)
Chicago, Ill.
Al Raby HS

HIGH SCHOOL

First-team All-Conference honoree by the Chicago Sun-Times in 2015...
 Three-time All-Conference honoree...Two-time All-City honoree...Two-time team MVP...As a senior, led Raby to first playoff win in school history...Had 90 tackles, 20 tackles for loss and five sacks...Also blocked two punts and scored two defensive touchdowns...Also participated in wrestling, baseball, track and field and bowling.

PERSONAL

Son of Daphne Haynes and Cordell Richmond...Has three siblings, Breyonna Haynes, Shaquana Richmond and Donald Aguirre, Jr.



51 Joe Hemann
Offensive Line
6-2 • 266 • r-Freshman (2nd)
Highland, Ill.
Mater Dei Catholic HS

2015

Did not see action...Earned a spot on the MVFC Academic Honor Roll.



9 Jhakari Harrison
Quarterback
6-1 • 194 • Freshman (1st)
Coconut Creek, Fla.
Coconut Creek HS

HIGH SCHOOL

Three-star prospect by 247sports.com...Rated the a top-50 dual threat quarterback nationally by 247sports.com...Three star prospect by Rivals.com...Two-star prospect by Scout.com...Set a county record with eight touchdown passes in the last game of his career...Combined to throw and run for more than 100 touchdowns in his career.

PLAYER BIOS



44 Torre Hopson
Inside Linebacker
5-11 • 213 • Junior (4th)
Gary, Ind.
West Side HS

2015 (SOPHOMORE)

Played in two games, at Southeast Missouri and vs. Missouri State... Recorded one tackle.

2014 (REDSHIRT FRESHMAN)

Did not see action.

2013 (FRESHMAN)

Redshirted.

HIGH SCHOOL

Broke high school single-season tackles record with 119 tackles...Started for the North in the North vs. South All-Star game.

PERSONAL

Full given name is Torre Terrell Hopson...Son of Roberta Richard...Has three brothers, Elliot Richard, Donnie Hopson and Darnell Hopson...Has one sister, DarNiesha...Double majoring in aviation technologies and aviation flight.

DEFENSE	G	SOLO-AST	TOT	TFL-Yds	SK-Yds	INT	PBU	FF	FR	BLK
2015	2	1-0	1	0.0-0	0-0	0	0	0	0	0



5 Daquan Isom
Running Back
5-8 • 178 • Sophomore (2nd)
Orlando, Fla.
Dr. Phillips HS

2015 (FRESHMAN)

Second-team All-MVFC selection as a return specialist...MVFC All-Newcomer team selection...Two-time MVFC Newcomer of the Week...Named MVFC Newcomer of the Week after rushing for 123 yards on 10 carries in a win vs. Liberty...Named MVFC Newcomer of the Week after piling up 275 all-purpose yards and three touchdowns at Northern Iowa...Played in nine games and started five at running back...Ranked seventh nationally and second among freshmen in all-purpose yards per game...Ranked 10th in the MVFC in rushing yards per game...Ranked seventh in the MVFC in receptions per game...Led all freshmen in the MVFC in scoring per game (excluding kickers), rushing yards per game, all-purpose yards per game and receptions per game...Led MVFC in kick return average and ranked second in all-purpose yards...Took a screen pass 80 yards for a touchdown at Indiana, the second-longest touchdown reception in the MVFC in 2015.

HIGH SCHOOL

Two-star prospect by 247 Sports and Rivals.com...Rated the No. 56 all-purpose player in the nation by 247 Sports...On Central Florida Super 60 list by the Orlando Sentinel...Honorable mention 8A All-State honoree by the Associated Press...School-record 99-yard touchdown run early in his senior year...Rushed for 1,440 yards and 17 touchdowns as a senior...Averaged 7.9 yards per rush as a senior...As a sophomore helped lead Apopka HS to the 8A State Championship...Scored two touchdowns in the state championship game as a sophomore.

PERSONAL

Son of Demetree Tatum and Marcus Isom...Has five brothers and two sister...Born Nov. 19, 1995, in Orlando, Fla....Related to former Florida Gators running back and USA track and field Olympian Jeff Demps...Cousin of current Saluki Jaylon Graham.

RECEIVING	G	REC	YARDS	TD	LONG	REC/G	AVG/C	AVG/G
2015	9	36	408	4	80	4.0	11.3	45.3

RUSHING	G	ATT	YARDS	TD	LONG	AVG/A	AVG/G
2015	9	78	548	4	72	7.0	60.9



16 Devan Ingram
Safety
6-0 • 193 • Sophomore (3rd)
Decatur, Ill.
Douglas MacArthur HS

2015 (REDSHIRT FRESHMAN)

Played in two games, vs. Missouri State and at South Dakota...Recorded four tackles...Earned a spot on the MVFC Academic Honor Roll.

PRIOR TO SIU

Transferred from Northern Illinois, where he redshirted in 2014...Two-time first-team All-Area and All-Conference honors as a junior and senior in high school in 2012 and 2013...Earned Team MVP as a senior after quarterbacking the Generals to a state playoff berth...Three-year team captain...Also played basketball.

PERSONAL

Son of April and Cordell Ingram...Born Dec. 29, 1995, in Decatur, Ill.

PLAYER BIOS



6 Connor Iwema
Wide Receiver
6-0 • 199 • Junior (4th)
Wadsworth, Ill.
Warren Township HS

2015 (SOPHOMORE)

Played in four games and started three before suffering a season-ending injury...Caught six passes for 33 yards...Season-best three receptions for 15 yards at Indiana...Earned the MVFC Commissioner's Academic Excellence Award, which requires a minimum 3.2 cumulative GPA over the previous two semesters.

2014 (REDSHIRT FRESHMAN)

Played in 11 games and started vs. South Dakota...Caught eight passes for 117 yards...Caught a touchdown pass against Indiana State...Had at least one reception in six games...Had a season-best two receptions and 52 yards against Western Illinois...Made a tackle against South Dakota...Received the MVFC Commissioner's Academic Excellence Award, which requires a minimum GPA of 3.2 for the previous two semesters.

2013 (FRESHMAN)

Walked onto the team...Redshirted.

HIGH SCHOOL

Named All-Conference, All-County and All-Area as a senior...Helped the Blue Devils to the playoffs as a senior...Earned the captains award...Also a member of the baseball team and wrestling team...On the honor roll all four years.

PERSONAL

Born on July 24, 1995 in Lake Forest, Ill....Sone of Kent and Sherri Iwema...Has one brother, Cole, and one sister, Kaleen...Majoring in finance.

RECEIVING	G	REC	YARDS	TD	LONG	REC/G	AVG/C	AVG/G
2014	11	8	117	1	37	0.7	14.6	10.6
2015	4	6	33	0	11	1.5	5.5	8.3
Total	15	14	150	1	37	0.9	10.7	10.0

RUSHING	G	ATT	YARDS	TD	LONG	AVG/A	AVG/G
2014	11	0	0	0	0	0.0	0.0
2015	4	2	1	0	1	0.5	0.3
Total	15	2	1	0	1	0.5	0.1



13 Markese Jackson
Inside Linebacker
6-0 • 226 • Junior (4th)
East St. Louis, Ill.
East St. Louis HS

2015 (SOPHOMORE)

Started 10 games at inside linebacker...Missed the SEMO game due to injury...Third on the team with 89 tackles in 10 games...Ranked seventh in the MVFC in tackles per game with 8.9...Had three tackles for loss and 1.5 sacks...recorded one quarterback hurry and one fumble recovery...Had four games with double-figure tackles...Season-high 14 tackles vs. North Dakota State...Had 12 tackles and a fumble recovery vs. Youngstown State.

2014 (REDSHIRT FRESHMAN)

Played in eight games...Did not record any statistics.

2013 (FRESHMAN)

Redshirted...Named to the MVFC Academic Honor Roll.

HIGH SCHOOL

2012 second-team All-Southwestern Conference selection by the St. Louis Post-Dispatch...2012 All-Area selection by the Belleville News-Democrat...Was third in the St. Louis area as a senior with 68 total tackles...Also kicked for the Flyers.

PERSONAL

Son of Merrick Jackson and Martisa Holmes...Has two brothers and two sisters...Majoring in T.V. and digital media radio.

DEFENSE	G	SOLO-AST	TOT	TFL-Yds	SK-Yds	INT	PBU	FF	FR	BLK
2014	1	0-0	0	0.0-0	0.0-0	0	0	0	0	0
2015	10	25-64	89	3.0-9	1.5-6	0	0	0	1	0
Total	11	25-64	89	3.0-9	1.5-6	0	0	0	1	0



8 Darrell James
Wide Receiver
6-0 • 192 • Sophomore (3rd)
Fort Worth, Texas
Fort Worth Paschal HS

2015 (SOPHOMORE)

Played in 10 games at wide receiver...Caught 22 passes for 326 yards and two touchdowns...Led the team in yards per reception at 14.8 yards per catch...Also recorded two tackles...Had a career day at Indiana State, catching six passes for 119 yards and a touchdown...Caught five balls for 44 yards and a touchdown at Southeast Missouri...Earned a spot on the MVFC Academic Honor Roll.

2014 (FRESHMAN)

Redshirted.

HIGH SCHOOL

AP All-State selection in 2013...First-team All-District 3-5A...Fort Worth Star-Telegram first-team wide receiver Super Team...Recorded 97 receptions for 1,413 yards and 14 touchdowns as a senior...Rated a two-star prospect by Rivals.com.

PERSONAL

Son of Toya Berry and Terrill James...Has three siblings (Darnell Sims, Patrice James and Monique James)...Born May 11, 1996, in Beloit, Wis...Majoring in sport administration.

RECEIVING	G	REC	YARDS	TD	LONG	REC/G	AVG/C	AVG/G
2015	10	22	326	2	56	2.2	14.8	32.6

RUSHING	G	ATT	YARDS	TD	LONG	AVG/A	AVG/G
2015	10	1	4	0	4	4.0	0.4



1 Craig James
Cornerback
5-10 • 187 • Junior (3rd)
Edwardsville, Ill.
Edwardsville HS • Minnesota

PRIOR TO SIU

Played two seasons at Minnesota...Played as a true freshman in 2014...Played in 18 games in the secondary and as a punt returner...Served as the primary punt returner for the Golden Gophers in both seasons...Three-star recruit by ESPN, Rivals, Scout and 247Sports...ESPN ranked him as the No. 27 player in Illinois, while 247Sports had him at No. 32...The No. 48 defensive back in the nation according to ESPN, No. 69 by 247Sports and No. 80 by Scout.

PERSONAL

Born April 29, 1996...Son of Pamela James...Has one brother, Cameron.

PLAYER BIOS



54 Josh Jahnke
Long Snapper
5-11 • 186 • Junior (4th)
Crystal Lake, Ill.
Crystal Lake South HS

2015 (SOPHOMORE)

Played in all 11 games...Served as the team's primary long snapper...Recorded two tackles on punt coverage...Earned the MVFC Commissioner's Academic Excellence Award, which requires a minimum 3.2 cumulative GPA over the previous two semesters.

2014 (REDSHIRT FRESHMAN)

Did not see action.

2013 (FRESHMAN)

Redshirted...Named to the MVFC Academic Honor Roll.


HIGH SCHOOL

Had 169 snaps without an error as an upperclassman...Winner of the Most Accurate Snapper competition at the 2012 Kohl's Midwest Showcase Camp, 2011 Rubio Nike Fall Camp, University of Iowa Special Teams Camp and 2010 Iowa State Special Teams Camp...Helped kicker Brad Walovitch to become the all-time leading scorer in Crystal Lake South history...Was perfect on all 99 snaps as a junior and all 70 snaps as a senior...Named Special Teams Player of the Year at Crystal Lake South...Also competed in two years of track in the 110 high hurdles and 300 low hurdles...Member of the National Honor Society.

PERSONAL

Born in Iowa City, Iowa...Son of Jason and Jane Jahnke...An Eagle Scout who once received the Boy Scouts of America National Heroism Award for saving a man from drowning...Majoring in recreation.

DEFENSE	G	SOLO-AST	TOT	TFL-Yds	SK-Yds	INT	PBU	FF	FR	BLK
2015	11	1-1	2	0.0-0	0.0-0	0	0	0	0	0



26 CJ Jennings
Cornerback
5-11 • 179 • Sophomore (3rd)
Orlando, Fla.
Jones HS • Wyoming

PRIOR TO SIU

Redshirted at Wyoming in 2014 before appearing in 10 games in 2015...Recorded 18 tackles...Earned one start at Wyoming and responded with a career-high nine tackles (seven solos) vs. Nevada...Had a five-tackle, one pass breakup game vs. UNLV...Named the Fastest Man and Defensive MVP at the Orlando National Underclassmen Combine in April 2013...Named to the All-State squad as a defensive back as a senior, and twice was named the defensive player of the year...Four-year member of the school's honor roll in high school

PERSONAL

Born Aug. 12, 1994, he is the son of Cornelius and Latonya Jennings.



37 Austin Johnson
Kicker
5-11 • 188 • Senior (5th)
Bucyrus, Kan.
Blue Valley HS

2015 (JUNIOR)

Named MVFC Special Teams Player of the Week after going 2-for-2 on field goals and 4-for-4 on PATs in SIU's win over Liberty...Played in all 11 games...Served as the team's primary field goal kicker...Went 14-for-22 on field goal attempts and 43-for-45 on extra points...Led the team in scoring with 85 points...Ranked fourth in the MVFC in points per game with 7.7 (second among kickers)...Went 10-for-14 inside 40 yards...Hit two field goals of 50 yards or longer...Hit a 51-yarder at Western Illinois and a 50-yarder at South Dakota...His 51-yarder at WIU was the second-longest field goal in the MVFC in 2015...Earned a spot on the MVFC Academic Honor Roll.

2014 (REDSHIRT SOPHOMORE)

Did not see action.

2013 (SOPHOMORE)

Redshirted...Received the MVFC Commissioner's Academic Excellence Award, which requires a minimum GPA of 3.2 for the previous two semesters.

2012 (FRESHMAN)

Played in nine games as place kicker...Kicked a 42-yard game-winning field goal with under a minute to play against Northern Iowa...Nailed a career-long 42-yard field goal against South Dakota State...Converted six of his final seven field goal attempts on the season...Named to the MVFC Academic Honor Roll.

HIGH SCHOOL

First Team All-Conference and All-State Honorable Mention as a senior...Second Team All-Conference and Honorable Mention All-Metro as a junior...Won the 5A KHSAA State title in 2010 and was on the 5A runner up team in 2011...2011: Kicked 43 extra points and recorded 28 touchbacks on 44 total kickoffs...2010: Successful on eight of 10 field goal attempts...Other: A four-year letterman in golf.

PERSONAL

Born Dec. 6, 1993...Son of Steve and Dawn Johnson...Majoring in exercise science.

KICKING	GP	Made	Att	Long	Pct	Blkd
2015	11	14	22	51	63.64	2

PLAYER BIOS



20 Jimmy Jones
Wide Receiver
5-9 • 179 • Sophomore (3rd)
St. Louis, Mo.
Hazelwood East HS

2015 (REDSHIRT FRESHMAN)

MVFC All-Newcomer team selection...Played in nine games and started five at wide receiver...Team-leading six touchdown receptions...Ranked eighth in the MVFC in receptions per game and 10th in receiving yards per game...Team's second-leading receiver with 445 receiving yards...Fourth on the team in scoring with seven touchdowns...Returned five kickoffs for with an average of 24.0 yards per return...Rushed 14 times for 50 yards and a touchdown...Second on the team in receiving yards with 445...Third on the team with 33 receptions...Led the team with six touchdown receptions...Also recorded eight tackles...Fourth on the team in all-purpose yards with 615 (68.3 per game)...Averaged five catches and 62 receiving yards in six MVFC games...Six of his seven touchdowns came in MVFC play.

2014 (FRESHMAN)

Played in three games...Missed the rest of the season with an injury...Obtained a medical redshirt...Caught five passes for 14 yards...Also rushed three times for seven yards and had a 25-yard kickoff return...Caught three passes against Taylor and two passes at Purdue...Rushed twice vs. Taylor and once vs. Purdue.

HIGH SCHOOL

Selected 2013 Suburban North All-Conference first team...Suburban North Conference Special Teams Player of the Year in 2013...Was a multi-dimensional player at wide receiver, free safety and kick returner... As a senior in 2013, he recorded 601 receiving yards for eight touchdowns, ran for 422 yards and eight touchdowns, and also returned six kicks for scores that same season...Also recorded 65 tackles, four interceptions and one fumble recovery...Was also an All-Conference selection as a sophomore and junior...Named the STLhighschoolsports.com North County Male Athlete of the Year for the 2012-13 school year...Also a standout on the basketball team, averaging 14.8 points, 4.0 rebounds, 3.5 assists and 2.8 steals per game...Also a member of the track team.

PERSONAL

Full given name is Jimmy D. Jones III...Son of Tiffany Evans and Jimmy D. Jones, Jr...Born Aug. 26, 1996, in Wood River, Ill...Majoring in sport administration.

RECEIVING	G	REC	YARDS	TD	LONG	REC/G	AVG/C	AVG/G
2014	3	5	14	0	7	1.7	2.8	4.7
2015	9	33	445	6	60	3.7	13.5	49.4
Total	12	38	459	6	60	3.2	12.1	38.3

RUSHING	G	ATT	YARDS	TD	LONG	AVG/A	AVG/G
2014	3	3	7	0	7	2.3	2.3
2015	9	14	50	1	9	3.6	5.6
Total	12	17	57	1	9	3.4	4.8



95 Anthony Knighton
Defensive Line
6-3 • 257 • Freshman (1st)
Fort Pierce, Fla.
Central HS



1 Israel Lamprakes
Wide Receiver
5-11 • 174 • Senior (6th)
Daphne, Ala.
Daphne HS

2016 (SENIOR)

Granted a sixth season of eligibility by the NCAA due to missing both 2011 and 2012 seasons to season-ending injuries.

2015 (SENIOR)

Played in nine games and started eight...Recorded 31 receptions for 381 yards and four touchdowns (entered senior season with five career receptions for 81 yards and one touchdown)...Also recorded five rush attempts for 14 yards...Career-highs with nine receptions and 100 yards vs. North Dakota State...All four touchdown receptions came in MVFC play...Named team's Most Improved Player by his teammates...Earned the MVFC Commissioner's Academic Excellence Award, which requires a minimum 3.2 cumulative GPA over the previous two semesters.

2014 (JUNIOR)

Played in five games...Made three catches for 53 yards...Caught a 41-yard touchdown pass against Taylor...Had two receptions for 12 yards in the season finale at Illinois State.

2013 (SOPHOMORE)

Played in eight games at wide receiver...First collegiate reception was a 24-yard reception in the season opener at the University of Illinois...Also had a reception against Illinois State...Named to the MVFC Academic Honor Roll.

2012 (REDSHIRT FRESHMAN)

Did not play in any games after suffering a season-ending injury...Named to the MVFC Academic Honor Roll.

2011 (FRESHMAN)

Redshirted after suffering a season-ending injury.

HIGH SCHOOL

Led Daphne to the 2010 class 6A state championship with a 15-0 record...Two-time All-State honorable mention selection...Three-time All-County honoree and was twice voted to the All-Region team...Led team in receiving as a sophomore, junior and senior...Caught 35 passes for 622 yards and four touchdowns as a senior...Also rushed 65 times for 543 yards and six touchdowns in 2010...Hauled in 39 passes for 605 yards and four touchdown receptions with 329 rushing yards and three TDs as a junior...Had 36 catches for 480 yards and two touchdowns as a sophomore when he led his team to the playoffs with a 9-2 record.

PERSONAL

Born in Mobile, Ala., on Aug. 23, 1993...Son of Danielle Lamprakes and Pathro Diamond...Has two sisters...Majoring in health education.

RECEIVING	G	REC	YARDS	TD	LONG	REC/G	AVG/C	AVG/G
2013	8	2	28	0	24	0.3	14.0	3.5
2014	5	3	53	1	41	0.6	17.7	10.6
2015	9	31	381	4	54	3.4	12.3	42.3
Total	22	36	462	5	54	1.6	12.8	21.0

RUSHING	G	ATT	YARDS	TD	LONG	AVG/A	AVG/G
2013	8	1	-2	0	0	-2.0	-0.3
2014	5	0	0	0	0	0.0	0.0
2015	9	5	14	0	7	2.8	1.6
Total	22	6	12	0	7	2.0	0.5

PLAYER BIOS



77 Hayden LaPointe
Offensive Line
6-5 • 297 • Freshman (1st)
DeKalb, Ill.
DeKalb HS

HIGH SCHOOL

Two-time first-team All-Conference honoree...Two-time first-team All-Area honoree from the Daily Chronicle...Team captain...Helped DeKalb advance to the Class 6A quarterfinals in 2015, the longest playoff run for the school in 35 years...2014 team won the program's first conference title since 1989...Also participated in track and field.

PERSONAL

Son of Cathy and Joe LaPointe...Has one brother, Will.



66 Graham Lawrence
Offensive Line
6-4 • 277 • r-Freshman (2nd)
Cadiz, Ky.
Trigg County HS

2015 (FRESHMAN)

Redshirted.

HIGH SCHOOL

Two-star prospect by Scout.com and Rivals.com...Named one of the top 40 prospects in the state of Kentucky by the Louisville Courier-Journal...2014 first-team All-Conference (Western Kentucky) honoree...Undecided major.



55 Devante Lee
Defensive End
6-6 • 283 • Junior (4th)
Chicago, Ill.
Simeon HS

2015 (SOPHOMORE)

Did not see action...Earned a spot on the MVFC Academic Honor Roll.

PRIOR TO SIU

Transferred to SIU from Western Michigan...Two-sport athlete while in high school in football and basketball...Earned all-city...Ranked as a two-star recruit by Rivals.com.

PERSONAL

Son of Louis and Deborah Lee...Born Feb. 6, 1995 in Chicago...Majoring in criminal justice.



84 Landon Lenoir
Wide Receiver
5-11 • 179 • Freshman (1st)
Crete, Ill.
Crete-Monee HS

HIGH SCHOOL

Part of Crete-Monee program that won 34-straight conference games...Team was Illinois Class 6A state runner-up in 2015...Averaged 14.2 yards on 43 catches with four touchdowns as a senior...Caught a touchdown in Crete-Monee's 40-37 Class 6A semifinal win to help send the team to the state championship game...Ranked as a top-15 wide receiver in the state of Illinois.

PERSONAL

Son of Andrea McCullum and Jevelyn and Lance Lenoir, Sr...Has three siblings, Lance Lenoir, Jr., Jalyn Lenoir and Logan McCullum...Brother, Lance, plays at Western Illinois and holds the school record for career touchdowns...Cousin of NFL draft prospect Laquon Treadwell.



27 Jarvis Leverett, Jr.
Running Back
5-11 • 203 • Senior (5th)
Katy, Texas
Cypress Lakes HS • Kansas State

PRIOR TO SIU

Appeared in five games and ran for 87 yards on 20 carries in 2014 at K-State...Ranked as the eighth-best running back in Texas out of high school by the Houston Chronicle...Texas Top-100 recruit by the Houston Chronicle.

PLAYER BIOS



14 Torian Lewis
Cornerback
5-11 • 175 • Sophomore (2nd)
Lansing, Ill.
Thornton Fractional South HS

2015 (FRESHMAN)

Played in nine games in the defensive backfield...Had 15 tackles (8 solos) in nine games...Season-best five tackles in the season finale at Northern Iowa.

HIGH SCHOOL

2014 Southtown Star All-Area selection...Earned All-Conference honors in the South Suburban Blue conference...Earned Comcast SportsNet Chicago and IHSA Chicago Bears' Athlete of the Week after posting two interceptions and 137 yards on just nine carries in win over Tinley Park...Rated as the eighth-best cornerback in the state of Illinois by Rivals.com...2014 All-State honoree by Edgytim.com...Amassed 11 career interceptions, 21 pass breakups, 155 tackles and five forced fumbles on defense...Also played offense and totaled 1,200 all-purpose yards and 10 touchdowns...Also participated in track and field.

PERSONAL

Full name is Torian Lewis...Son of Angela Davis and David Lewis...Has three siblings, LaToya, David and Amber...Born July 3, 1997... Is undecided on a major.

DEFENSE	G	SOLO-AST	TOT	TFL-Yds	SK-Yds	INT	PBU	FF	FR	BLK
2015	9	8-7	15	0.0-0	0-0	0	0	0	0	0



68 Jacob Marnin
Offensive Line
6-2 • 315 • r-Freshman (2nd)
Altoona, Iowa
Southeast Polk HS

2015 (FRESHMAN)

Redshirted...Earned a spot on the MVFC Academic Honor Roll.

HIGH SCHOOL

2014 first-team 4A All-State offensive lineman...2013 second-team 4A All-State offensive lineman by the Des Moines Register...Academic All-State honoree...Two-time All-Conference selection by the Des Moines Register...Named one of the top 50 prospects in Iowa by Rivals.com...Three-sport athlete (football, wrestling, track)...Also had opportunities to wrestle in college...No. 2 ranked heavyweight wrestler in the nation by intermatwrestle.com...USA Wrestling Triple Crown winner (Greco, freestyle, folkstyle).

PERSONAL

Full given name is Jacob Cody Marnin...Son of Kelli and Scott Marnin...Has three siblings, Casey, Jordan and Justus...Born on April 14, 1997...Majoring in criminal justice.



28 Vince Martin
Safety
5-11 • 180 • Junior (3rd)
Orlando, Fla.
Jones HS • NM Military Institute

PRIOR TO SIU

Played in 11 games over two seasons at New Mexico Military...Totaled 28 tackles...Had 20 tackles and a forced fumble as a sophomore in 2015...Played in the East vs. West All-Star game as a senior in high school...Also ran track, where he advanced to the regionals in the 110 hurdles.

PERSONAL

Born Dec. 30, 1994...Son of Adrienne Charles and Raymond Martin...Has three sisters (Katie, Renette and Leonine) and three brothers (James, Reno and Kelsey).



36 Kamahl March
Outside Linebacker
6-0 • 206 • r-Freshman (2nd)
Detroit, Mich.
East English Village Prep HS

2015 (FRESHMAN)

Redshirted.

HIGH SCHOOL

2014 Associated Press Division 1-2 All-State selection...Detroit news first-team All-Metro selection in 2014...Three-time All-City honoree...School record holder for sacks and tackles...Earned the team's Defensive Player of the Year award and Iron Man Award in 2014...Recorded 203 career tackles and 55 sacks...Blocked 12 punts...Also participated in track and field and baseball.

PERSONAL

Son of Kizzy March...Siblings are Quazeal and Zhamaine...Plans to major in business...Born Jan. 16, 1997...Is undecided on a major.

PLAYER BIOS



32 Kerwin McElvaney
Cornerback
6-1 • 180 • r-Freshman (2nd)
Louisville, Ky.
Milford Academy HS

2015 (FRESHMAN)
Redshirted.

HIGH SCHOOL

Earned All-District honors...High school team was ranked as high as No. 5 in the nation...Also ran track and was a state finalist in the 800-meter dash.

PERSONAL

Full name is Kerwin McElvaney, Jr....Son of Cathy Gopaul and Kerwin, McElvaney, Sr....Has two brothers, Morris Rinehardt and Tyrone Thomas...Has three sisters, Catherine, Patricia and Renee...Born June 15, 1995...Majoring in political science.



39 Jonathan Mixon
Running Back
5-11 • 221 • Sophomore (3rd)
Galesburg, Ill.
Galesburg HS

2015 (REDSHIRT FRESHMAN)

Played in 10 games at running back...Ran 18 yards for 160 yards...Scored a touchdown vs. Missouri State...Also caught 13 passes for 78 yards...Season-best eight rushes for 98 yards at South Dakota, including a long of 62...Caught 11 passes against Illinois State, the second-best single-game total in the MVFC in 2015.

2014 (FRESHMAN)

Redshirted.

HIGH SCHOOL

Rushed for over 2,000 career yards...Rushed for over 1,000 yards as a senior in only five games before being sidelined with an injury...Two-time All-Conference honoree...All-State selection as a senior...Was also a standout wrestler.

PERSONAL

Son of Kelly and John Mixon...Majoring in automotive technology.

RECEIVING	G	REC	YARDS	TD	LONG	REC/G	AVG/C	AVG/G
2015	10	13	78	0	20	1.3	6.0	7.8
RUSHING	G	ATT	YARDS	TD	LONG	AVG/A	AVG/G	
2015	10	18	160	1	62	8.9	16.0	



49 Tori Millender
Inside Linebacker
6-0 • 231 • Sophomore (3rd)
Belleville, Ill.
Belleville West HS

2015 (REDSHIRT FRESHMAN)

Played in all 11 games and started two at linebacker...Recorded 32 tackles and 1.5 tackles for loss...Recorded one quarterback hurry...Season-best eight tackles in the win vs. Youngstown State.

2014 (FRESHMAN)

Redshirted...Earned a spot on the MVFC Academic Honor Roll.

HIGH SCHOOL

A two-time All-Metro, All-Area and All-Conference selection...Earned All-State honorable mention his senior season...Won the St. Louis All-American Award...As a senior, recorded 102 tackles, one sack, one interception and three forced fumbles...As a junior, recorded 102 stops, five sacks and one fumble recovery...A Belleville West scholar-athlete, which requires a 3.75 GPA...Rated a three-star prospect by Scout.com and ESPN and a two-star prospect by Rivals.com...Rated the 34th best middle linebacker in the nation by Scout.com and 46th by ESPN.

PERSONAL

Son of Darron Millender and Nikki Moseley...Father works for Missouri American Water, and mother is an engineer technician...Has four brothers, Caleb, Malcolm, D.J. and Kamran...Majoring in marketing.

DEFENSE	G	SOLO-AST	TOT	TFL-Yds	SK-Yds	INT	PBU	FF	FR	BLK
2015	11	12-20	32	1.5-2	0-0	0	0	0	0	0



21 Ryan Neal
Safety
6-2 • 192 • Junior (3rd)
Merrillville, Ind.
Merrillville HS

2015 (SOPHOMORE)

Started all 11 games at cornerback...Transitioned from safety to cornerback for the season...Fifth on the team with 60 tackles...Also had 2.5 tackles for loss and broke up 11 passes...Fourth in the MVFC in passes defended per game...Third on the team with 38 solo tackles...Blocked a kick at Indiana State...Season-best eight tackles vs. Youngstown State and at South Dakota...Earned a spot on the MVFC Academic Honor Roll.

2014 (FRESHMAN)

Played in all 12 games and started the first five games of the year ta at safety...Made 33 tackles and had one tackle for loss...Broke up two passes and had one QB hurry...Made a season-high seven tackles in wins over Eastern Illinois and Western Illinois...One of three true freshmen to play...Earned a spot on the MVFC Academic Honor Roll.

HIGH SCHOOL

Named to AP 6A All-State team and Indiana Football Coaches Association All-State Top 25 as a senior...Two-time IFCA All-State Top 50 selection...Two-time All-Conference and All-Area selection...Named the top defensive back in the state in 2013 by the Indianapolis Star...As a junior, recorded 123 tackles, nine interceptions and two fumble recoveries for the Pirates.

PERSONAL

Full name is Ryan Christopher Neal...Born on Dec. 24, 1995 in Hammond, Ind....Son of Michael and Rhonda Neal...Father is a fireman, and mother is an admissions representative...Has three brothers and one sister...His brother, Mike, plays for the Green Bay Packers and won Super Bowl XLV...Brother Matthew Neal is a sophomore defensive tackle for the Idaho Vandals...Attended the same high school as San Antonio Spurs head coach Gregg Popovich...Majoring in sport administration.

DEFENSE	G	SOLO-AST	TOT	TFL-Yds	SK-Yds	INT	PBU	FF	FR	BLK
2014	12	18-15	33	1.0-1	0-0	0	2	0	0	0
2015	11	38-22	60	2.5-7	0-0	0	11	0	0	1
Total	23	5-37	93-3.5	0-0	0	8	13	0	0	1

PLAYER BIOS



94 Nicholas Neidig
Punter
6-3 • 210 • Junior (4th)
Wadesville, Ind.
North Posey HS

2015 (SOPHOMORE)

Did not see action...Earned a spot on the MVFC Academic Honor Roll.

2014 (REDSHIRT FRESHMAN)

Served as SIU's primary punter in all 12 games...Averaged 39.4 yards on 43 punts...Had six punts of 50+ yards and pinned 13 inside the 20-yard line...Boomed a 75-yard punt against Western Illinois, the fifth-longest punt in SIU history...His 75-yard punt against Western Illinois was pinned on the one-yard line...Named CFPA National Punter of the Week after averaging 51.8 yards per punt against Western Illinois, including three that pinned the Leathernecks inside the 20-yard line...Earned a spot on the MVFC Academic Honor Roll.

2013 (FRESHMAN)

Redshirted...Named to the MVFC Academic Honor Roll.

HIGH SCHOOL

2012 All-State selection by the Associated Press...Named Indiana's top punter by the Indianapolis Star...Named a top-50 player in the state of Indiana by the Indiana Coaches Association...First-team All-Conference punter as a senior...First-team All-Southwestern Indiana selection as a punter...Named a Top 12 punter by Chris Sailer...Ranked as the fourth-best punter nationally by former NFL punter Filip Filipovic...Averaged 40.9 yards per punt with 73 percent of punts inside the 20...Overall kicking champion at the Chris Sailer Kicking Camp in 2012...Also kicked and played wide receiver, catching a school-record 24 touchdowns with 91 touchdowns for 1,555 yards...Also was a three-year letter winner in basketball.

PERSONAL

Full name is Nicholas Paul Neidig...Born on April 11, 1994 in Evansville, Ind....Son of Joseph and Jenifer Neidig...Father is an owner/executive of on-site health care company and Mother is a high school teacher...Has one sister who is in the physical therapy doctorate program at the University of Evansville...Majoring in physiology.



34 Bryce Notree
Outside Linebacker
6-3 • 225 • Freshman (1st)
Arlington, Texas
Lamar HS

HIGH SCHOOL

Two-star prospect by Scout.com...Has a 6-9 wingspan...Voted All-District defensive end by district coaches in 2014 and 2015...Had 96 tackles, 18 tackles for loss, three interceptions and two forced fumbles...Also played basketball.

PERSONAL

Son of Mia and Bryant Notree...Father played basketball at Illinois...Has one brother, Brayden.



89 Kyle Newquist
Wide Receiver
6-3 • 207 • Senior (5th)
Elgin, Ill.
Larkin HS

2015 (JUNIOR)

Played in all 11 games at wide receiver...Caught four passes for 56 yards and a touchdown...Caught a touchdown pass vs. Illinois State...Season-best two catches and 26 yards vs. Illinois State...Season-long 20-yard reception vs. Missouri State...Earned the MVFC Commissioner's Academic Excellence Award, which requires a minimum 3.2 cumulative GPA over the previous two semesters.

2014 (SOPHOMORE)

Played in six games while battling injuries...Made one catch for 20 yards against Illinois State...Received the MVFC Commissioner's Academic Excellence Award, which requires a minimum GPA of 3.2 for the previous two semesters.

2013 (REDSHIRT FRESHMAN)

Played in nine games as wide receiver...First collegiate reception went for a 10-yard touchdown against Charleston (W.V.)...Second collegiate reception resulted in a 34-yard touchdown against Youngstown State...Also caught a nine-yard pass against Illinois State...Averaged 17.7 yards per reception, highest on the team among players with at least three receptions...Received the MVFC Commissioner's Academic Excellence Award, which requires a minimum GPA of 3.2 for the previous two semesters.

2012 (FRESHMAN)

Walked onto the team as a quarterback and redshirted...Named to the MVFC Academic Honor Roll.

HIGH SCHOOL

A two-time All-Conference quarterback...Threw for 2,900 yards and 20 touchdowns in two seasons for Larkin...Academic All-State one year and Academic All-Conference three years...Played baseball for four years and basketball for two years.

PERSONAL

Full name is Kyle John Newquist...Born on April 1, 1994 in Elgin, Ill....Son of Kevin and Diane Newquist...Father is a load builder, mother is a physical therapist...Has one sister, Danielle...Majoring in civil engineering.

RECEIVING	G	REC	YARDS	TD	LONG	REC/G	AVG/C	AVG/G
2013	9	3	53	2	34	0.3	17.7	5.9
2014	6	1	20	0	20	0.2	20.0	3.3
2015	11	4	56	1	20	0.4	14.0	5.1
Total	26	8	129	3	34	0.3	16.1	5.0

RUSHING	G	ATT	YARDS	TD	LONG	AVG/A	AVG/G
2013	9	1	9	0	9	9.0	1.0
2014	6	0	0	0	0	0.0	0.0
2015	11	0	0	0	0	0.0	0.0
Total	26	1	9	0	9	9.0	0.3

PLAYER BIOS



75 Austin Olsen
Offensive Line
6-6 • 315 • Junior (4th)
Chicago, Ill.
Lincoln Way North HS

2015 (SOPHOMORE)

Named MVFC Offensive Lineman of the Week after SIU put up 673 total yards (385 rushing) against Missouri State...Started all 11 games at left tackle...Member of offensive line that guided SIU to MVFC-leading statistics in total offense, passing offense, points per game and fewest sacks allowed.

2014 (REDSHIRT FRESHMAN)

Did not see action.

2013 (FRESHMAN)

Redshirted.

HIGH SCHOOL

Two-time All-Conference selection...All-Area selection as a senior...Honorable mention All-State selection as a senior...In two seasons, recorded 80 tackles and 12 sacks...Honor roll student every semester of high school...Also played four years of basketball and two years of baseball...Won a state championship in summer baseball.

PERSONAL

Born on July 18, 1995 in Palos Heights, Ill....Son of Trevor and Chris Olsen...Father is an engineer and mother is a teacher...Has one sister, Bailey...Majoring in exercise science.



35 Jaquay Owens
Wide Receiver
5-7 • 173 • r-Freshman (2nd)
Decatur, Ill.
Douglas MacArthur HS

2015 (FRESHMAN)

Redshirted.

PERSONAL

Full given name is Jaquay Robert Owens...Son of Belinda Young and Sam R. Owens II...Has one brother, Macarlon Young...Majoring in chemistry.



93 Blake Parzych
Defensive Tackle
6-2 • 279 • Freshman (1st)
Minooka, Ill.
Minooka HS

HIGH SCHOOL

Two-time All-Area, team MVP and All-Conference selection...Earned Academic All-State honors in 2015...Invited to play in the Blue-Grey All-American bowl...Racked up 45 tackles for loss and 16.5 sacks in his final two high school seasons...Also played basketball.

PERSONAL

Son of Kathy and Scott Parzych...Father played basketball at North Carolina State and professionally in Europe.

81 Joe Patterson
Wide Receiver
5-11 • 175 • Freshman (1st)
Chicago, Ill.
Brooke College Prep HS



28 Chris Perkins
Running Back
5-8 • 206 • Sophomore (2nd)
Carmel, Ind.
Carmel HS

2015 (FRESHMAN)

Played in five games...Rushed 12 times for 140 yards and two touchdowns...Had a career day vs. Missouri State, piling up 116 yards and two touchdowns on just six carries...Earned a spot on the MVFC Academic Honor Roll.

HIGH SCHOOL

2014 All-Conference (Metropolitan Interscholastic) honoree...Rushed for 1,098 yards (6.7 yards/carry) and 16 touchdowns as a senior...Scored two touchdowns in the 2014 Indiana 6A State Championship game...Had 2,682 career rush yards, fifth in school history...Posted 1,034 rush yards as a senior...Amassed 3,192 career all-purpose yards, ninth in school history...Scored 34 career rushing touchdowns...Four-year starter, with a career record of 47-8...Team won the 2011 Indiana 5A state championship and was the 6A runner up in 2013 and 2014...Also participated in track.

PERSONAL

Full given name is Christopher Ellis Perkins...Son of Katrina and Chris Perkins...Has one sister, Kendra...Born Feb. 24, 1997...Majoring in exercise science.

RUSHING	G	ATT	YARDS	TD	LONG	AVG/A	AVG/G
2015	5	12	140	2	64	11.7	28.0

PLAYER BIOS



61 Josh Podzielinski
Offensive Line
6-2 • 290 • Sophomore (3rd)
Noblesville, Ind.
Noblesville HS

2015 (REDSHIRT FRESHMAN)

Played in four games, vs. Missouri State, at South Dakota, vs. Illinois State and at Northern Iowa...Earned the MVFC Commissioner's Academic Excellence Award, which requires a minimum 3.2 cumulative GPA over the previous two semesters.

2014 (FRESHMAN)

Redshirted...Earned a spot on the MVFC Academic Honor Roll.

HIGH SCHOOL

Earned 5A All-State honors as a junior and a senior...Three-time All-Conference and All-County selection...Three-time Offensive Lineman MVP at Noblesville...FBU Camp Offensive MVP...Member of National Honor Society...Also a member of the Noblesville High golf team.

PERSONAL

Full name is Joshua Michael Podzielinski...Born on June 23, 1995 in Noblesville, Ind....Son of Eric and Ronda Podzielinski...Father is a sales engineer, and mother is an elementary school principal...Has two brothers and two sisters...His sister, Emily, is a member of the University of Arkansas golf team...Majoring in exercise science.



3 Airan Reed
Outside Linebacker
6-2 • 225 • r-Freshman (2nd)
Medina, Tenn.
South Gibson County HS

2015 (FRESHMAN)

Redshirted.

HIGH SCHOOL

Two-time All-Region honoree (2012, 14)...Selected to play in the Sports Plus West Tennessee All-Star game after his senior season...2014 Team captain...Recorded 104 tackles, five interceptions, three forced fumbles and two fumble recoveries...Also played offense...Rushed 76 times for 454 yards and 10 touchdowns...Caught 86 passes for 1,364 yards and 17 touchdowns...Returned 11 kicks for 270 yards...Also participated in track.

PERSONAL

Parents are Johnathan Reed and Crystal and Joey Harris...Siblings are Keylan, Ridley, Luke, Faith and Jade...Born April 12, 1997...Is undecided on a major.



98 Lane Reazin
Punter
6-2 • 212 • r-Freshman (2nd)
Mooreland, Okla.
Woodward HS • Oklahoma State

PRIOR TO SIU

Transferred from Oklahoma State, where he redshirted in 2015...Was a 4A All-District honoree in high school as a safety...Earned All-State honors as a punter.

PERSONAL

Full given name is Lane DeLoss Reazin...Son of Sheila and Lonnie Reazin...Has one brother and one sister...Born May 22, 1996.



17 Billy Reed
Wide Receiver
6-1 • 207 • Senior (5th)
Lockport, Ill.
Lockport Township HS

2015 (JUNIOR)

Second-team All-MVFC selection...First-team Academic All-MVFC...Started all 11 games at wide receiver...Ranked fifth in SIU single-season history with 805 receiving yards...Ranked third in the MVFC in receptions per game and fourth in receiving yards per game...Led team in receiving with 56 catches for 805 yards and five touchdowns...Had at least two receptions in all 11 games...Recorded 14 receptions for 138 yards and a touchdown vs. Illinois State...His 14 receptions vs. Illinois State set a school record and were the most by any MVFC player in a single game in 2015...Had four 100-yard receiving games...Had back-to-back games with 142 yards (at USD) and 138 yards (vs. ILS)...Also had 100-yard receiving games at SEMO and vs. Youngstown State...All five touchdown receptions came in MVFC play...Earned MVFC President's Council Academic Award, the highest academic honor given by the MVFC.

2014 (SOPHOMORE)

Played in nine games and started eight...Missed three games due to injury...Had 12 receptions for 148 yards (12.3 yards per catch)...Returned one punt for 16 yards against Taylor...Had one tackle...Received the MVFC Commissioner's Academic Excellence Award, which requires a minimum GPA of 3.2 for the previous two semesters.

2013 (REDSHIRT FRESHMAN)

Played in 10 games...Missed the final two games of the season with an injury...Caught a season-high two passes for 12 yards against Southeast Missouri State...Received the MVFC Commissioner's Academic Excellence Award, which requires a minimum GPA of 3.2 for the previous two semesters.

2012 (FRESHMAN)

Redshirted...Named to the MVFC Academic Honor Roll.

HIGH SCHOOL

Two-star recruit by Rivals.com...Started at quarterback for two seasons...Two-year captain...Threw for 1,450 yards and 17 touchdowns in his career...Also rushed for 753 yards and 14 touchdowns...Also a basketball and All-Conference baseball player...Set school record with 36 stolen bases.

PERSONAL

Full given name is William J. Reed...Son of William and Debra Reed...Born Nov. 1, 1993 in Los Angeles...Plans to major in marketing...Member of the National Honor Society...Leadership Committee representative...Attended the same high school as former Cleveland Browns tackle Tony Pashos and 2007 NBA first-round draft pick Alando Tucker...Majoring in finance.

RECEIVING	G	REC	YARDS	TD	LONG	REC/G	AVG/C	AVG/G
2013	10	5	31	0	12	0.5	6.2	3.1
2014	9	12	148	0	30	1.3	12.3	16.4
2015	11	56	805	5	79	5.1	14.4	73.2
Total	30	73	984	5	79	2.4	13.5	32.8

RUSHING	G	ATT	YARDS	TD	LONG	AVG/A	AVG/G
2013	10	0	0	0	0	0.0	0.0
2014	9	0	0	0	0	0.0	0.0
2015	11	1	-2	0	0	-2.0	-0.2
Total	30	1	-2	0	0	-2.0	-0.1




46 Clay Rendleman
Running Back
5-7 • 205 • Freshman (1st)
Murphysboro, Ill.
Murphysboro HS

HIGH SCHOOL

Two-time Academic All-State honoree...Two-time All-State, All-Conference and All-South running back...Ran for 2,490 rushing yards and 36 touchdowns...Ran for more than 1,000 yards in both his junior and senior seasons...Averaged 8.3 yards per carry...Also participated in baseball and track and field.

PERSONAL

Son of Laurie and Kevin Rendleman...Intends to major in biological sciences.



86 Peter Savrides
Wide Receiver
6-1 • 195 • Freshman (1st)
Bradenton, Fla.
IMG Academy HS

PLAYER BIOS



76 Reid Sealby
Offensive Line
6-3 • 283 • Senior (5th)
Byron, Ill.
Byron HS • Iowa

2015 (JUNIOR)

Played in 10 games and started five on the offensive line...Took over a starting role vs. Youngstown State and started every game the rest of the season...Member of offensive line that guided SIU to MVFC-leading statistics in total offense, passing offense, points per game and fewest sacks allowed...Earned a spot on the MVFC Academic Honor Roll.

PRIOR TO SIU

Spent three years at the University of Iowa...Redshirted in 2012 and did not see action in 2013 and 2014...In high school earned first team all-conference honors as a junior and senior...Selected to compete in Illinois Shrine Game and played both offense and defense in that game...Three-year letterman as offensive and defensive lineman and tight end, while also handling long snaps on special teams...Football captain as a senior...Also lettered in wrestling (four) and track (one)...Won state wrestling title (285 pounds) as a senior with 43-1 overall record.

PERSONAL

Son of Jan and Randall Sealby...Born Nov. 22, 1993...Member of High Honor Roll...Earned Outstanding Academic Achievement Award for three years in both football and wrestling and one year in track...High school coach was Mike Elsbury.



7 Withney Simon
Outside Linebacker
5-10 • 215 • Sophomore (2nd)
Bassin-Bleu, Haiti
Jones HS (Orlando)

2015 (FRESHMAN)

Played in nine games as a true freshman...Had 16 tackles, two tackles for loss and one sack...Season-best 10 tackles, two tackles for loss and one sack at Southeast Missouri...Had four tackles vs. Missouri State.

HIGH SCHOOL

Rated as the No. 16 prospect in the Central Florida Super60 by the Orlando Sentinel...2014 Florida 4A first-team All-State honoree...First-team All-Central Florida linebacker...Compiled 254 career tackles in just 21 games...Made 110 tackles, seven sacks and an interception his senior year in 2014...Played in the offense vs. defense All-American bowl game and the central Florida All-Star game.

PERSONAL

Son of Rose and Chavannes Simon...Siblings are Thenmy, Sendy, Jenny, and Netanya...Born Sept. 23, 1995...Originally from Bassin-Bleu, Haiti, and moved to Florida on Sept. 10, 2003.

DEFENSE	G	SOLO-AST	TOT	TFL-Yds	SK-Yds	INT	PBU	FF	FR	BLK
2015	9	4-12	16	2.0-10	1.0-3	0	0	0	0	0



70 DeVondre Seymour
Offensive Line
6-8 • 298 • Junior (4th)
Suwanee, Ga.
North Gwinnett HS • Georgia

2015 (SOPHOMORE)

Played in eight games, primarily on special teams.

PRIOR TO SIU

Played one season at Hinds Junior College and redshirted another...247sports.com four-star prospect, #19 JUCO prospect nationally, and #5 ranked JUCO OT...ESPN.com four-star prospect, #31 JUCO prospect nationally, #4 JUCO OT prospect...Rivals.com three-star prospect, #33 ranked JUCO player...Scout.com three-star prospect, #40 JUCO prospect...HIGH SCHOOL: ESPN.com four-star prospect, #14 ranked OT nationally, #27 overall prospect in the state of Georgia, #124 overall player in the Southeast region...ESPN Top 300 prospect, #259 overall prospect nationally...Rivals.com three-star prospect, #42 ranked OT nationally, #45 overall prospect in the state of Georgia...Fox Sports NEXT three-star prospect, #31 OT in the country...Dawg Post #3 OT and #28 overall prospect in Georgia...247sports.com three-star prospect, #31 ranked OT nationally...North Gwinnett won a Region 7-A AAAA Championship his junior season.

PERSONAL

Born January 18, 1995...Adopted son of former NFL All-Pro defensive lineman Richard Seymour.



3 Montray Smith
Wide Receiver
6-4 • 159 • Freshman (1st)
Miami, Fla.
Carol City HS

HIGH SCHOOL

Three-star prospect by 247sports.com and Rivals.com...Ranked top-175 wide receiver nationally by 247sports.com...Ranked as the No. 22 player and No. 8 wide receiver in Miami-Dade county by the Miami Herald.

PLAYER BIOS



11 Ryan Sousa
Wide Receiver
5-11 • 187 • Sophomore (3rd)
Orlando, Fla.
Lake Nona HS

PRIOR TO SIU

Redshirted at Florida in 2014 and appeared in two games in 2015...Florida 5A first-team All-State selection in 2012...First-team 7A All-State in 2013... Ended high school career with more than 4,100 yards and 53 touchdowns... Led the state of Florida in receiving yards as a junior.



97 Matt Sotiropoulos
Kicker
5-10 • 194 • Freshman (1st)
Belleville, Ill.
Belleville East HS

HIGH SCHOOL

All-Conference and All-City honoree...Named St. Louis All-Metro as a senior...Four-year varsity letterman in football...Went 18-for-22 in his career...Also played soccer and was an All-Conference honoree as a senior.

PERSONAL

Son of Mary and Rick Sotiropoulos.



11 ShawnTrez Spates
Cornerback
5-9 • 171 • r-Freshman (2nd)
Decatur, Ill.
Douglas MacArthur HS

2015 (FRESHMAN)

Redshirted...Earned a spot on the MVFC Academic Honor Roll.

HIGH SCHOOL

Rated as the 11th best cornerback in the state of Illinois by Rivals.com...2014 IHSFCA 5A first-team All-State selection...Named to USA Today's All-USA Illinois Football Team in 2014...Special Mention All-State defensive back in 2014 by the Chicago Tribune and Champaign News-Gazette...Three-time All Conference selection...First-team Big 12 All-Star selection as a sophomore defensive back by the Bloomington Pantograph in 2012...78 career tackles, six career interceptions and 23 career pass breakups...Did not give up a touchdown in 2014...Played quarterback as a senior, throwing for 1,537 yards and 18 touchdowns while rushing for 1,210 yards and 18 more touchdowns...Also participated in basketball.

PERSONAL

Full given name is ShawnTrez Tywon Spates...Raised by uncle Derek Spates...Son of Coco Woods and Micah Spates, Sr...Has four sisters and one brother...Born Oct. 6, 1996...Majoring in education and human services.



73 Brandon Stanfel
Offensive Line
6-5 • 297 • Junior (4th)
Libertyville, Ill.
Libertyville HS

2015 (SOPHOMORE)

Played in two games, vs. Missouri State and at South Dakota...Earned a spot on the MVFC Academic Honor Roll.

2014 (REDSHIRT FRESHMAN)

Played in one game, against SEMO...Blocked for one 200 yard rushing game and one 100 yard rushing game.

2013 (FRESHMAN)

Redshirted.

HIGH SCHOOL

All-North Suburban Conference honorable mention as a senior in 2012... Advanced to the second round of the 2012 7A IHSA Playoffs...Also played varsity basketball.

PERSONAL

Born on Oct. 1, 1994 in Lake Forest, Ill....Son of John and Sandi Stanfel... Father is a retired police officer and mother is an audiologist...Majoring in healthcare management.



2 Aaron Stanton
Running Back
5-4 • 173 • Senior (4th)
Moorpark, Calif.
Moorpark HS • Ventura College

2015 (JUNIOR)

Played in all 11 games and started four at running back...Third on the team in rushing attempts and yards...Ran 57 times for 193 yards and a touchdown...Caught 18 passes for 83 yards...Season-best 44 yards at SEMO...Scored first career touchdown vs. Liberty...Season-long 21-yard rush at SEMO...Returned six kicks for 103 yards.

PRIOR TO SIU

2014 SCFA Northern Conference Offensive Player of the Year...Two-year All-Conference player at Ventura...Earned All-Conference honors as an all-purpose back, running back and return specialist at Ventura...Rushed for more than 1,500 yards in two years at Ventura and averaged 5.2 yards per carry...Scored 18 touchdowns in 2014...Also caught 78 passes for 662 yards at Ventura and averaged at least 29 yards per kick return both years...Will have two years of eligibility remaining.

PERSONAL

Full given name is Aaron Christopher Stanton...Son of Lisa and Reggie Stanton...Born Nov. 25, 1995, in Los Angeles...Has one brother and one sister...Majoring in psychology.

RECEIVING	G	REC	YARDS	TD	LONG	REC/G	AVG/C	AVG/G
2015	11	18	83	0	18	1.6	4.6	7.5
RUSHING	G	ATT	YARDS	TD	LONG	AVG/A	AVG/G	
2015	11	57	193	1	21	3.4	17.5	

PLAYER BIOS



4 Sam Straub
Quarterback
6-4 • 235 • Sophomore (3rd)
Ames, Iowa
Ames HS

2015 (REDSHIRT FRESHMAN)

Played in one game, vs. Missouri State...Went 1-for-1 for 12 yards.

2014 (FRESHMAN)

Redshirted...Earned a spot on the MVFC Academic Honor Roll.

HIGH SCHOOL

All-time leader in passing completions (506), yards (6,703) and touchdowns (60) at Ames High School...Set single-season school records for passing completions (216), yards (3,222) and touchdowns (31)...Led the team to an 11-1 record and the state quarterfinals in 2013...As a senior, was named first-team 4A All-State and All-District as well as Elite All-State quarterback and was selected Iowa Sports Select Offensive Player of the Year... As a junior, he passed for 2,632 yards and 24 touchdowns along with fiverushing touchdowns and was named second-team All-District, All- State and Team Iowa Sports Select...Rated a two-star recruit by Scout.com...A four-year varsity starter in basketball and currently averaging 21 points per game, and was named second-team All-Conference in basketball as a sophomore and first-team as a junior...Also a starter on the baseball team.

PERSONAL

Full name is Samuel Siegrist Straub...Born on Oct. 30, 1995 in Chicago, Ill... Son of Scott and Stacy Straub...Father is a physical therapist, and mother is a stay at home mom...Has two younger sisters, Sophie and Sadie...Majoring in biological sciences.

PASSING	GP	CMP	ATT	INT	YDS	TD	LONG	%	AVG/P	AVG/G
2015	1	1	1	0	12	0	12	1.00	12.0	12.0



91 Jake Summers
Defensive End
6-4 • 237 • r-Freshman (2nd)
Wildwood, Mo.
Eureka HS

2015 (FRESHMAN)

Redshirted.

HIGH SCHOOL

First-team 6A All-State honoree by the Missouri Football Coaches Association as a senior...First-team All-Metro and Class 6 All-District honoree by the St. Louis Post-Dispatch in 2014...First-team All-Conference (Suburban West American) in 2014...Totaled 57 tackles, 10 sacks and 11 tackles for loss... Led defense that pitched five shutouts and allowed fewer than 10 points per game...Credited with 34 tackles and six sacks as a junior...Also played three years of basketball.

PERSONAL

Full given name is Jacob Michael Summers...Son of Lori and Gary Summers... Has two younger siblings, Tess and Zach...Majoring in physical education.



90 Nate Sylvester
Defensive End
6-1 • 300 • Sophomore (2nd)
Belleville, Ill.
Belleville East HS

2015 (FRESHMAN)

Played in five games...Recorded seven tackles...Season-best four tackles vs. Missouri State.

HIGH SCHOOL

Three-time All-City selection by the Belleville News-Democrat...2014 honorable mention 8A All-State selection...2014 second-team All-Metro selection by the St. Louis Post-Dispatch...Three-time Academic All-St-ate honoree...Three-time All-Conference selection...Four-year starter...Also participated in track and field and basketball.

PERSONAL

Full given name is Nathan Robert Sylvester...Son of Lietta M. James and Robert Sylvester, Jr...Has one sibling, Taylor...Born Sept. 11, 1997... Majoring in sports administration.

DEFENSE	G	SOLO-AST	TOT	TFL-Yds	SK-Yds	INT	PBU	FF	FR	BLK
2015	5	0-7	7	0.0-0	0-0	0	0	0	0	0



12 Josh Straughan
Quarterback
6-2 • 203 • Senior (5th)
Colton, Wash.
Colton HS • Stillman College

PRIOR TO SIU

Played at Stillman College (Division II)...Played in 24 games over three seasons, completing 468 passes for 5,470 yards and 53 touchdowns... Earned All-Conference recognition in 2014...Was a preseason All-American in 2015, but did not play while rehabbing from an injury...Graduated in December 2015 with a bachelor's degree in health sciences (3.98 GPA)... Earned 2014-15 SIAC All-Academic Team honors...Played eight-man football in high school, as well as basketball and baseball...Threw for more than 11,600 yards in high school with 141 touchdowns...2011 All-State honoree in Washington.

PERSONAL

Son of Jenn and Gene Straughan...Has one brother...Father, Gene, is a college professor and a junior college quarterbacks coach...Born May 2, 1994, in Moscow, Idaho...Has done community service for Thanksgiving and Christmas food bank collections, youth basketball camps and the Youth Air-It-Out football academy.

PLAYER BIOS



4 Roman Tatum
Cornerback
5-9 • 170 • Junior (4th)
Winter Gardens, Fla.
West Orange HS • Delaware

PRIOR TO SIU

Played two seasons at Delaware (2013, 14)...Played in 24 games and made one start...Recorded 65 tackles and seven pass breakups...Earned All-Metro and All-Conference honors as a senior in high school...Named to Coastal Florida Super 60 Team...Also played basketball, soccer and track at West Orange.

PERSONAL

Full given name is Roman Aundres Tatum, Jr...Born Sept. 6, 1994...Laverne Mitchell and Mary Coates are his guardians.



99 Dakota Upchurch
Defensive End
6-5 • 255 • Junior (4th)
Harrisburg, Ill.
Harrisburg HS

2015 (SOPHOMORE)

Played in all 11 games and started three...Took over a starting role on the defensive line at South Dakota and started the final three games of the season...Recorded 26 tackles (13 solos), 3.5 tackles for loss and one sack...Season-best seven tackles at South Dakota.

2014 (REDSHIRT FRESHMAN)

Did not see action.

2013 (FRESHMAN)

Redshirted...Named to the MVFC Academic Honor Roll.

HIGH SCHOOL

All-State selection as a senior...Two-time River-to-River All-Conference selection...All-South selection at defensive line as a senior...Two-time team defensive line MVP...Recorded 97 tackles, 16 tackles for loss, 13 sacks and an interception returned for a touchdown as a senior...Starting center on the 2A state champion basketball team...Plans to major in criminal justice.

PERSONAL

Full name is Dakota Warren Upchurch...Born on Feb. 3, 1995 in Chester, Ill....Son of Shannon Upchurch and Delana Yates...Has three brothers, Dustin Cherrer, Dylan Yates and Brandon Upchurch...Majoring in criminal justice.

DEFENSE	G	SOLO-AST	TOT	TFL-Yds	SK-Yds	INT	PBU	FF	FR	BLK
2015	11	13-13	26	3.5-12	1.0-7	0	0	0	0	0



83 Jacob Varble
Tight End
6-4 • 240 • r-Freshman (2nd)
Jerseyville, Ill.
Jersey Community HS

2015 (FRESHMAN)

Redshirted...Earned a spot on the MVFC Academic Honor Roll.

HIGH SCHOOL

Two-time Illinois 5A All-State honoree by the Illinois Football Coaches Association (2013 as WR; 2014 as QB/OLB)...Special mention All-State selection in 2014 by the Champaign News-Gazette...Three-time first-team All-Conference (Mississippi Valley) selection...Accounted for 28 touchdowns as a senior...Started at quarterback in 2014, throwing for more than 2,000 yards and rushing for 423 yards...Caught 66 passes for 940 yards and six touchdowns as a junior...Also played defense, recording 40 tackles, three sacks, an interception and a fumble recovery in 2013...Was twice named to the IHSA All-State team while playing three different positions...Three-sport athlete, also playing basketball and baseball...Earned All-Conference honors in basketball after his junior season.

PERSONAL

Full given name is Jacob Robert Varble...Son of Kristy and Pat Varble...Born Oct. 1, 1996...Has one sister, Aly...Majoring in bio-chem.



24 Jefferson Vea
Safety
5-11 • 194 • Sophomore (3rd)
Mount Dora, Fla.
Mount Dora HS

2015 (REDSHIRT FRESHMAN)

MVFC All-Newcomer team selection...Started all 11 games at cornerback...Eighth on the team with 48 tackles...Fourth on the team with 37 solo tackles...Had two tackles for loss and broke up eight passes...Season-best seven tackles in the win vs. Liberty...Ranked 11th in the MVFC in passes defended per game.

2014 (FRESHMAN)

Redshirted...Earned a spot on the MVFC Academic Honor Roll.

HIGH SCHOOL

As a senior, named third-team 5A All-State as a cornerback...Was a two-time all-District first team selection...Named to the 2014 Orlando Sentinel Central Florida Super 60...Central Florida All-Star Game participant...As a senior, recorded three interceptions and also played slot receiver, catching 31 passes for 465 yards and six touchdowns...As a junior, recorded four interceptions, 25 tackles and nine pass breakups...Also a member of the Mount Dora track and basketball teams...Named Defensive Player of the Year for the basketball team...Rated a two-star recruit by Rivals.com and Scout.com...A member of the honor roll.

PERSONAL

Born on Jan. 17, 1996 in Eustis, Fla....Son of Luckson and Milliana Vea...Father is a construction worker, and mother is a housekeeper...Has one brother, Caleb...Undecided on a major.

DEFENSE	G	SOLO-AST	TOT	TFL-Yds	SK-Yds	INT	PBU	FF	FR	BLK
2015	11	37-11	48	2.0-4	0-0	0	8	0	0	0

PLAYER BIOS



62 Bryce Wagner
Offensive Line
6-8 • 316 • Sophomore (3rd)
Spring Grove, Ill.
Richmond-Burton HS

2015 (REDSHIRT FRESHMAN)

Played in one game, vs. Missouri State...Earned the MVFC Commissioner's Academic Excellence Award, which requires a minimum 3.2 cumulative GPA over the previous two semesters.

2014 (FRESHMAN)

Redshirted...Earned a spot on the MVFC Academic Honor Roll.

HIGH SCHOOL

An Illinois High School Football Coaches Association Class 4A All-State selection...Selected to the ICA Shrine All-Star Game...Was a unanimous Big Northern Conference All-Conference selection...A Northwest Herald All-Area second-team selection.

PERSONAL

Full name is Bryce Jacob Wagner...Born on July 5, 1996 in Libertyville, Ill... Son of Brad and Nancy Wagner...Both parents work for Rabine Paving... The oldest of four children, he has two brothers and one sister...Majoring in sports administration.



41 Khari Waithe-Alexander
Defensive End
6-2 • 262 • Junior (4th)
Lilburn, Ga.
Stephenson HS

2015 (SOPHOMORE)

Played in all 11 games and started nine on the defensive line...Had 35 tackles, five tackles for loss and three sacks...Season-best seven tackles in the win vs. Youngstown State...Had a sack, forced fumble and fumble recovered in the win vs. Liberty...Recorded three quarterback hurries...Earned the MVFC Commissioner's Academic Excellence Award, which requires a minimum 3.2 cumulative GPA over the previous two semesters.

2014 (REDSHIRT FRESHMAN)

Played in two games...Did not record any statistics...Received the MVFC Commissioner's Academic Excellence Award, which requires a minimum GPA of 3.2 for the previous two semesters.

2013 (FRESHMAN)

Redshirted...Named to the MVFC Academic Honor Roll.

HIGH SCHOOL

Two-star prospect by Rivals.com...Two-star prospect by 247sports.com... Second-team All-State selection as a senior...Three-time All-County selection...Three-time All-Region selection...Became the first freshman starter at Parkview High School in 15 years...Racked up career numbers of 205 tackles, 39 sacks and 57 tackles for loss...Four-year honor roll student.

PERSONAL

Born on Sept. 5, 1994...Son of Joseph Alexander and Juliet Waithe-Alexander...Father is a head custodian and mother is a registered nurse... Majoring in exercise science.



22 Cameron Walter
Running Back
5-8 • 205 • Junior (4th)
Greenville, Ill.
Greenville HS

2015 (SOPHOMORE)

Played in all 11 games and started three at running back...Ran 17 times for 72 yards and a touchdown...Season-long 29-yard run came at Indiana... Season-best 34 yards at Indiana...Ran three times for 28 yards and a touchdown at Western Illinois...Also caught five passes for 48 yards... Earned a spot on the MVFC Academic Honor Roll.

2014 (REDSHIRT FRESHMAN)

Played in all 12 games and started at MSU and vs. UNI...Rushed 86 times for 323 yards, both good for second on the team...Rushed 37 times for 210 yards at Missouri State, earning The Sports Network National Freshman of the Week honors...Earned MVFC Newcomer of the Week honors after the Missouri State game...Also earned honorable mention National Running Back of the Week honors from the CFPA after the Missouri State game... His 210 yards rushing at Missouri State were the fifth-most in the MVFC in 2014, and his 37 rushes were the most in the MVFC in 2014...Had rushing touchdowns against South Dakota and Indiana State...Also caught 23 passes for 144 yards...Had 13 receptions for 90 yards against Northern Iowa, the most receptions by any player in the MVFC in 2014...Returned three kickoffs for 30 yards...Fifth on the team in all-purpose yards with 497 (41.4 per game).

2013 (FRESHMAN)

Redshirted...Named to the MVFC Academic Honor Roll.

HIGH SCHOOL

Two-time All-State selection...Two time All-Conference selection in the South Central Conference...St. Louis Area National Underclassmen Combine Overall MVP as a junior...Rushed for 4,734 career yards and 73 touchdowns...Also ran track, finishing in the top eight of the 100- and 200-yard dash in both his sophomore and junior years...Member of the National Honor Society...All-State Academic nominee.

PERSONAL

Born on Nov. 6, 1994...Son of Darryl and Tara Walter...Has one brother, Darryl Jr., and one sister, Ravyn...Plays the piano and saxophone...Majoring in criminology & criminal justice.

RECEIVING	G	REC	YARDS	TD	LONG	REC/G	AVG/C	AVG/G
2014	12	23	144	0	19	1.9	6.3	12.0
2015	11	5	48	0	20	0.5	9.6	4.4
Total	23	28	192	0	20	1.2	6.9	8.3

RUSHING	G	ATT	YARDS	TD	LONG	AVG/A	AVG/G
2014	12	86	323	2	14	3.8	26.9
2015	11	17	72	1	29	4.2	6.5
Total	23	103	395	3	29	3.8	17.2

PLAYER BIOS



6 Kyron Watson
Linebacker
5-11 • 228 • Junior (4th)
East St. Louis, Ill.
East St. Louis HS • Kansas

PRIOR TO SIU

Played in 15 games over two seasons at Kansas...Made 10 tackles, 1.0 TFL and recovered a fumble...Rated a four-star prospect out of high school by ESPN.com...ESPN rated him the ninth-best outside linebacker, fifth-best player in the state of Illinois and the 13th-best player in the Midlands region in the class of 2014...Selected to play in the Semper Fidelis All-American game...A two-time all-state, all-metro and all-conference performer...Set a school record for single-season tackles with 165 stops in 2013...Recorded 21 tackles in a game as senior, setting the school single-game tackling mark...Also had 9.0 sacks and three interceptions in 2013...Tallied 142 tackles, 5.0 sacks and three interceptions as a junior...Played for head coach Darren Sunkett at East St. Louis HS... Also lettered in baseball, basketball, tennis and track and field.

PERSONAL

Son of Renita Denzmore and Edward Watson.



82 Mason Wilfong
Wide Receiver
6-2 • 197 • Freshman (1st)
Palm City, Fla.
John Carroll HS

HIGH SCHOOL

Two-time honorable mention Class 3A All-State selection in Florida...Caught 64 passes for 930 yards and nine touchdowns in 2015...Caught 138 career receptions for 1,715 yards and 17 touchdowns...Earned All-East Coast Region Elite Second Team by FloridaHSFootball.com as a junior and senior... Two-time team offensive player of the year...Caught 69 passes for 744 yards and five touchdowns as a junior...Named to FloridaHSFootball.com East Coach Region Super 16 team prior to senior season...Also participated in baseball, basketball and track and field.

PERSONAL

Son of Cara and Greg Wilfong...Has three siblings, Harrison, Allison and Hudson.



12 Tyler Wibbenmeyer
Safety
5-11 • 195 • Sophomore (3rd)
Wentzville, Mo.
Timberland HS

2015 (REDSHIRT FRESHMAN)

Played in three games, vs. Liberty, Missouri State and North Dakota State... Had six tackles...Season-best two tackles at SEMO and also vs. Missouri State.

2014 (FRESHMAN)

Redshirted...Received the MVFC Commissioner's Academic Excellence Award, which requires a minimum GPA of 3.2 for the previous two semesters.

HIGH SCHOOL

Two-year team captain...Played receiver, tight end, linebacker and safety... Invited to the Blue-Grey Combine in Canton, Ohio...Played in the Blue-Grey High School All-Star Game in Raymond James Stadium in Tampa, Fla.

PERSONAL

Full given name is Tyler Joseph Wibbenmeyer...Son of Kathleen Lasater and Scott Wibbenmeyer...Has three siblings...Majoring in exercise science.



97 Nick Wolf
Defensive End
6-0 • 281 • r-Freshman (2nd)
Nashville, Ill.
Nashville HS

2015 (FRESHMAN)

Redshirted...Earned a spot on the MVFC Academic Honor Roll.

HIGH SCHOOL

Two-time All-Conference selection in the Southern Illinois River to River Conference...2015 Southern Illinois All-Star team selection.

PERSONAL

Full given name is Nicholas Daniel Wolf...Son of Jama and Daniel Wolf... Has two brothers, Jake and Ben...Born Dec. 9, 1996...Majoring in education and human services.

2015 STATISTICS

Record:	Overall	Home	Away	Neutral	* Missouri Valley Football Conference game
All games	3-8	3-2	0-6	0-0	
Conference	2-6	2-2	0-4	0-0	
Non-Conference	1-2	1-0	0-2	0-0	

Date	Opponent	Score	Overall	Conference	Time	Attend
09-05-15	at Indiana	L 47-48	0-1	0-0	3:40	36071
09-12-15	at Southeast Missouri	L 24-27	0-2	0-0	2:59	8015
09-26-15	#10 LIBERTY	W 34-13	1-2	0-0	3:10	11886
* 10-03-15	at Western Illinois	L 36-37	1-3	0-1	3:17	7125
* 10-10-15	MISSOURI STATE	W 73-26	2-3	1-1	3:09	5509
* 10-17-15	at #21 Indiana State	L 36-39	2-4	1-2	3:35	7421
* 10-24-15	#16 YOUNGSTOWN STATE	Wo 38-31	3-4	2-2	3:12	8459
* 10-31-15	#6 NORTH DAKOTA STATE	L 29-35	3-5	2-3	3:21	6508
* 11-07-15	at South Dakota	L 31-34	3-6	2-4	3:21	8012
* 11-14-15	#6 ILLINOIS STATE	L 21-42	3-7	2-5	3:18	6388
* 11-21-15	at #15 UNI	L 28-49	3-8	2-6	3:34	9915

MVFC Game

Team Statistics	SIU	OPP
SCORING	397	381
Points Per Game	36.1	34.6
Points Off Turnovers	53	72
FIRST DOWNS	273	243
Rushing	107	120
Passing	143	99
Penalty	23	24
RUSHING YARDAGE	2196	2642
Yards gained rushing	2353	2867
Yards lost rushing	157	225
Rushing Attempts	453	506
Average Per Rush	4.8	5.2
Average Per Game	199.6	240.2
TDs Rushing	20	27
PASSING YARDAGE	3283	2503
Comp-Att-Int	280-427-11	183-323-5
Average Per Pass	7.7	7.7
Average Per Catch	11.7	13.7
Average Per Game	298.5	227.5
TDs Passing	26	18
TOTAL OFFENSE	5479	5145
Total Plays	880	829
Average Per Play	6.2	6.2
Average Per Game	498.1	467.7
KICK RETURNS: #-Yards	34-720	54-1071
PUNT RETURNS: #-Yards	15-128	16-186
INT RETURNS: #-Yards	5-149	11-36
KICK RETURN AVERAGE	21.2	19.8
PUNT RETURN AVERAGE	8.5	11.6
INT RETURN AVERAGE	29.8	3.3
FUMBLES-LOST	20-14	14-9
PENALTIES-Yards	67-667	59-561
Average Per Game	60.6	51.0
PUNTS-Yards	48-1985	56-2199
Average Per Punt	41.4	39.3
Net punt average	35.0	33.4
KICKOFFS-Yards	71-4149	72-4451
Average Per Kick	58.4	61.8
Net kick average	38.4	40.0
TIME OF POSSESSION/Game	28:25	31:35
3RD-DOWN Conversions	78/172	74/177
3rd-Down Pct	45%	42%
4TH-DOWN Conversions	12/19	12/18
4th-Down Pct	63%	67%
SACKS BY-Yards	18-113	12-65
MISC YARDS	8	0
TOUCHDOWNS SCORED	51	49
FIELD GOALS-ATTEMPTS	14-22	14-24
ON-SIDE KICKS	0-3	0-1
RED-ZONE SCORES	(38-47) 81%	(34-48) 71%
RED-ZONE TOUCHDOWNS	(29-47) 62%	(25-48) 52%
PAT-ATTEMPTS	(43-45) 96%	(45-47) 96%
ATTENDANCE	38750	76559
Games/Avg Per Game	5/7750	6/12760
Neutral Site Games		0/0

Score by Quarters	1st	2nd	3rd	4th	OT	Total
Southern Illinois	59	159	88	84	7	397
Opponents	72	109	118	82	0	381

Rushing	gp	att	gain	loss	net	avg	td	lg	avg/g
Iannotti, Mark	11	179	811	95	716	4.0	9	61	65.1
Isom, Daquan	9	78	563	15	548	7.0	4	72	60.9
Stanton, Aaron	11	57	202	9	193	3.4	1	21	17.5
McIntosh, Matt	8	38	192	2	190	5.0	1	21	23.8
Mixon, Jonathan	10	18	160	0	160	8.9	1	62	16.0
Perkins, Chris	5	12	140	0	140	11.7	2	64	28.0
DeSomer, Matt	11	23	113	2	111	4.8	0	21	10.1
Walter, Cameron	11	17	83	11	72	4.2	1	29	6.5
Jones, Jimmy	9	14	58	8	50	3.6	1	9	5.6
Lamprakes, Israel	9	5	16	2	14	2.8	0	7	1.6
Sullivan, Josh	11	1	10	0	10	10.0	0	10	0.9
James, Darrell	10	1	4	0	4	4.0	0	4	0.4
Iwema, Connor	4	2	1	0	1	0.5	0	1	0.2
Total	11	453	2353	157	2196	4.8	20	72	199.6
Opponents	11	506	2867	225	2642	5.2	27	75	240.2

Passing	gp	effic	comp-att-int	pct	yds	td	lg	avg/g
Iannotti, Mark	11	144.37	273-416-10	65.6	3195	24	80	290.5
McIntosh, Matt	8	243.87	4-6-0	66.7	48	2	20	6.0
DeSomer, Matt	11	78.40	2-3-1	66.7	28	0	19	2.5
Straub, Sam	1	200.80	1-1-0	100.0	12	0	12	12.0
TEAM	6	0.00	0-1-0	0.0	0	0	0	0.0
Total	11	145.10	280-427-11	65.6	3283	26	80	298.5
Opponents	11	137.04	183-323-5	56.7	2503	18	85	227.5

Receiving	gp	no.	yds	avg	td	lg	avg/g
Reed, Billy	11	56	805	14.4	5	79	73.2
Isom, Daquan	9	36	408	11.3	4	80	45.3
Jones, Jimmy	9	33	445	13.5	6	60	49.4
Lamprakes, Israel	9	31	381	12.3	4	54	42.3
Fuehne, Adam	11	25	351	14.0	2	68	31.9
James, Darrell	10	22	326	14.8	2	56	32.6
Stanton, Aaron	11	18	83	4.6	0	18	7.5
Mixon, Jonathan	10	13	78	6.0	0	20	7.8
Skadeland, Josh	11	12	137	11.4	1	22	12.5
DeSomer, Matt	11	10	76	7.6	0	18	6.9
Sullivan, Josh	11	6	34	5.7	0	14	3.1
Iwema, Connor	4	6	33	5.5	0	11	8.2
Walter, Cameron	11	5	48	9.6	0	20	4.4
Newquist, Kyle	11	4	56	14.0	1	20	5.1
Easley, Kennington	2	1	12	12.0	0	12	6.0
Total	11	280	3283	11.7	26	80	298.5
Opponents	11	183	2503	13.7	18	85	227.5

2015 STATISTICS

All Purpose	g	rush	rcv	pr	kr	ir	total	avg/g
Isom, Daquan	9	548	408	0	468	0	1424	158.2
Reed, Billy	11	-2	805	48	0	0	851	77.4
Iannotti, Mark	11	716	9	0	0	0	725	65.9
Jones, Jimmy	9	50	445	0	120	0	615	68.3
Lamprakes, Isra	9	14	381	0	0	0	395	43.9
Stanton, Aaron	11	193	83	0	103	0	379	34.5
Fuehne, Adam	11	0	351	0	6	0	357	32.5
James, Darrell	10	4	326	0	0	0	330	33.0
Mixon, Jonathan	10	160	78	0	0	0	238	23.8
DeSomer, Matt	11	111	76	25	9	0	221	20.1
McIntosh, Matt	8	190	0	0	0	0	190	23.8
Skadeland, Josh	11	0	137	0	14	0	151	13.7
Perkins, Chris	5	140	0	0	0	0	140	28.0
Walter, Camero	11	72	48	0	0	0	120	10.9
James, Kenny	10	0	0	0	0	111	111	11.1
Newquist, Kyle	11	0	56	0	0	0	56	5.1
Sullivan, Josh	11	10	34	0	0	0	44	4.0
Cameron, D.J.	11	0	0	0	0	38	38	3.5
Williams, Brando	11	0	0	37	0	0	37	3.4
Iwema, Connor	4	1	33	0	0	0	34	8.5
Allen, Chase	11	0	0	18	0	0	18	1.6
Easley, Kenningt	2	0	12	0	0	0	12	6.0
Carmien, Hans	9	0	1	0	0	0	1	0.1
TEAM	6	-11	0	0	0	0	-11	-1.8
Total	11	2196	3283	128	720	149	6476	588.7
Opponents	11	2642	2503	186	1071	36	6438	585.3

Scoring	td	fg	PAT				dpx	saf	pts
			kick	rush	rcv	pass			
Johnson, Austin	-	14-22	43-45	-	-	-	-	-	85
Iannotti, Mark	9	-	-	-	-	2-5	-	-	54
Isom, Daquan	8	-	-	-	-	-	-	-	48
Jones, Jimmy	7	-	-	-	-	-	-	-	42
Reed, Billy	5	-	-	-	-	-	-	-	30
Lamprakes, Israel	4	-	-	-	-	-	-	-	24
James, Kenny	3	-	-	-	-	-	-	-	18
Perkins, Chris	2	-	-	-	-	-	-	-	12
James, Darrell	2	-	-	-	-	-	-	-	12
Fuehne, Adam	2	-	-	-	-	-	-	-	12
McIntosh, Matt	1	-	-	-	-	-	-	-	6
Carmien, Hans	1	-	-	-	-	-	-	-	6
Mixon, Jonathan	1	-	-	-	-	-	-	-	6
Newquist, Kyle	1	-	-	-	-	-	-	-	6
Walter, Cameron	1	-	-	-	-	-	-	-	6
Williams, Brandon	1	-	-	-	-	-	-	-	6
Skadeland, Josh	1	-	-	-	-	-	-	-	6
Stanton, Aaron	1	-	-	-	-	-	-	-	6
Allen, Chase	1	-	-	-	-	-	-	-	6
Findlater, Shaq	-	-	-	-	2	-	-	-	4
DeSomer, Matt	-	-	-	1-1	-	-	-	-	2
Total	51	14-22	43-45	1-1	2	2-5	-	-	397

Total Offense	g	plays	rush	pass	total	avg/g
Iannotti, Mark	11	595	716	3195	3911	355.5
Isom, Daquan	9	78	548	0	548	60.9
McIntosh, Matt	8	44	190	48	238	29.8
Stanton, Aaron	11	57	193	0	193	17.5
Mixon, Jonathan	10	18	160	0	160	16.0
Perkins, Chris	5	12	140	0	140	28.0
DeSomer, Matt	11	26	111	28	139	12.6
Walter, Cameron	11	17	72	0	72	6.5
Jones, Jimmy	9	14	50	0	50	5.6
Lamprakes, Israel	9	5	14	0	14	1.6
Straub, Sam	1	1	0	12	12	12.0
Sullivan, Josh	11	1	10	0	10	0.9
James, Darrell	10	1	4	0	4	0.4
Iwema, Connor	4	2	1	0	1	0.2
Reed, Billy	11	1	-2	0	-2	-0.2
TEAM	6	8	-11	0	-11	-1.8
Total	11	880	2196	3283	5479	498.1

Punt Returns	no.	yds	avg	td	lg
DeSomer, Matt	8	25	3.1	0	8
Reed, Billy	5	48	9.6	0	18
Allen, Chase	1	18	18.0	0	0
Williams, Brandon	1	37	37.0	1	26
James, Kenny	0	0	0.0	1	0
Total	15	128	8.5	2	26
Opponents	16	186	11.6	1	90

Interceptions	no.	yds	avg	td	lg
Cameron, D.J.	2	38	19.0	0	23
James, Kenny	2	111	55.5	2	70
Adkins, Chris	1	0	0.0	0	0
Total	5	149	29.8	2	70
Opponents	11	36	3.3	1	21

Kick Returns	no.	yds	avg	td	lg
Isom, Daquan	20	468	23.4	0	52
Stanton, Aaron	6	103	17.2	0	30
Jones, Jimmy	5	120	24.0	0	29
Skadeland, Josh	1	14	14.0	0	14
Fuehne, Adam	1	6	6.0	0	6
DeSomer, Matt	1	9	9.0	0	10
Total	34	720	21.2	0	52
Opponents	54	1071	19.8	0	57

Fumble Returns	no.	yds	avg	td	lg
Allen, Chase	1	25	25.0	1	25
Garron, Leonard	1	6	6.0	0	6
Total	2	31	15.5	1	25
Opponents	5	170	34.0	2	74

Punting	no.	yds	avg	lg	tb	fc	i20	50+	blk
Mathewson, Derek	46	1982	43.1	71	6	17	13	9	2
TEAM	2	3	1.5	3	0	0	0	0	0
Total	48	1985	41.4	71	6	17	13	9	2
Opponents	56	2199	39.3	58	10	10	14	11	4

Kickoffs	no.	yds	avg	tb	ob	retn	net	ydln
Adams, Chris	71	4149	58.4	14	0			
Total	71	4149	58.4	14	0	19.8	38.4	26
Opponents	72	4451	61.8	34	4	21.2	40.0	24

Field Goals	fg	pct.	01-19	20-29	30-39	40-49	50-99	lg	blk
Johnson, Austin	14-22	63.6	1-1	2-4	7-9	2-4	2-4	51	2

FG Sequence	Southern Illinois	Opponents
Indiana	49,(27),(46)	(45),(22)
Southeast Missouri	(46)	(39),42,38,39,(42)
Liberty	(37),(30)	(39),57,48,(57)
Western Illinois	26,(51),(39),24,(32)	(20)
Missouri State	(36)	(28),(24)
Indiana State	38	(27),(28),43
Youngstown State	51,44,(18)	37,(23)
North Dakota State	(33),(33),(28)	26,43
South Dakota	(50),51	(30),(30)
Illinois State	-	-
UNI	38	46

Numbers in (parentheses) indicate field goal was made.

2015 STATISTICS

#	Defensive Leaders	gp	Tackles				Sacks	Pass defense			Fumbles		blkd	
			ua	a	tot	tfl/yds		int-yds	brup	qbh	rcv-yds	ff	kick	saf
5	Allen, Chase	11	44	76	120	8.0-21	2.5-12	.	2	8	2-25	2	3	.
31	James, Kenny	10	46	61	107	2.5-5	.	2-111	4	.	.	2	.	.
13	Jackson, Markese	10	25	64	89	3.0-9	1.5-6	.	.	1	1-0	.	.	.
2	Cameron, D.J.	11	31	35	66	3.5-12	1.0-8	2-38	5	1	.	1	.	.
21	Neal, Ryan	11	38	22	60	2.5-7	.	.	11	.	.	.	1	.
1	Thompson, Anthony	11	27	28	55	0.5-2	.	.	4
82	Williams, Brandon	11	26	23	49	10.0-49	4.5-35	.	2	6	.	1	3	.
24	Vea, Jefferson	11	37	11	48	2.0-4	.	.	8
93	Golden, Raysean	11	10	28	38	4.0-12	.	.	.	3	1-0	.	.	.
41	Waithe-Alexander, K.	11	10	25	35	5.0-21	3.0-18	.	.	3	1-0	1	.	.
9	Garron, Leonard	10	11	21	32	6.0-18	1.0-11	.	2	3	1-6	1	.	.
49	Millender, Tori	11	12	20	32	1.5-2	.	.	.	1
43	Barnett, Deondre	5	9	18	27	2.0-12	1-0	.	.	.
99	Upchurch, Dakota	11	13	13	26	3.5-12	1.0-7	.	.	1
92	Brandt, Adam	8	9	11	20	4.0-16	1.5-9	.	.	7
15	Adkins, Chris	8	2	17	19	.	.	1-0	.	.	.	1	.	.
50	Simon, Withney	9	4	12	16	2.0-10	1.0-3
25	Abulebbeh, Tareq	6	7	9	16
52	Mattson, Blake	8	9	6	15	1.0-4	1.0-4	.	1	1
14	Lewis, Torian	9	8	7	15
16	McCrea, Andrew	7	4	6	10	1.0-4	.	.	1	1
51	Beelen, TJ	3	.	10	10	1.0-1
20	Jones, Jimmy	9	3	5	8
90	Sylvester, Nate	5	.	7	7
12	Adams, Chris	11	3	3	6
48	Carmien, Hans	9	2	3	5
47	Skadeland, Josh	11	3	1	4	1-0	.	.	.
18	Ingram, Devan	2	1	3	4
76	Sealby, Reid	10	3	1	4
35	Belts, Calvin	8	.	3	3
88	Findlater, Shaq	11	1	2	3
58	Cotton, Mike	5	2	.	2
85	James, Darrell	10	2	.	2
89	Newquist, Kyle	11	.	2	2
29	Crider, Cody	1	1	1	2
54	Jahnke, Josh	11	1	1	2
45	Graham, Jaylon	4	.	2	2
87	Fuehne, Adam	11	2	.	2
44	Hopson, Torre	2	1	.	1
77	Wirth, Ethan	11	1	.	1
19	Iannotti, Mark	11	.	1	1
51	Isom, Daquan	9	1	.	1
25	Stanton, Aaron	11	1	.	1
6	Iwema, Connor	4	1	.	1
42	Minor, Brandon	4	1	.	1
33	Harris, Charlie	2	1	.	1
95	Mathewson, Derek	11	1	.	1
TM	TEAM	6	1-0	.	.	.

2015 STATISTICS

##	PLAYER	GP-GS	IND	SEMO	LIBERTY	WU	MSU	INS	YSU	NDSU	USD	ILS	UNI
25	Abulebbah, Tare	6/-	XXX	XXX	XXX	XXX	XXX	XXX
12	Adams, Chris	11/-	XXX	XXX	XXX	XXX	XXX	XXX	XXX	XXX	XXX	XXX	XXX
15	Adkins, Chris	8/-	XXX	XXX	XXX	XXX	XXX	XXX	XXX	XXX
5	Allen, Chase	11/10	START	START	START	START	START	START	XXX	START	START	START	START
79	Bailey, Ben	2/-	XXX	XXX
43	Barnett, Deondr	5/-	XXX	XXX	XXX	XXX	XXX
51	Beelen, TJ	3/1	XXX	XXX	START
35	Belts, Calvin	8/-	XXX	XXX	XXX	XXX	XXX	XXX	XXX	XXX
92	Brandt, Adam	8/7	START	START	XXX	START	START	START	START	START
2	Cameron, D.J.	11/11	START	START	START	START	START	START	START	START	START	START	START
48	Carmien, Hans	9/1	XXX	XXX	XXX	START	XXX	XXX	XXX	XXX	XXX
56	Clark, Garrett	9/9	START	START	START	START	START	START	START	START	START
71	Clay, Adam	1/-	XXX
58	Cotton, Mike	5/-	XXX	XXX	XXX	XXX	XXX
29	Crider, Cody	1/-	XXX
7	DeSomer, Matt	11/2	XXX	XXX	XXX	XXX	XXX	XXX	XXX	XXX	XXX	START	START
86	Easley, Kenning	2/-	XXX	XXX	...
88	Findlater, Shaq	11/-	XXX	XXX	XXX	XXX	XXX	XXX	XXX	XXX	XXX	XXX	XXX
87	Fuehne, Adam	11/11	START	START	START	START	START	START	START	START	START	START	START
80	Gardner, John	10/-	...	XXX	XXX	XXX	XXX	XXX	XXX	XXX	XXX	XXX	XXX
9	Garron, Leonard	10/6	XXX	XXX	START	START	START	START	XXX	XXX	START	START	...
93	Golden, Raysean	11/10	XXX	START	START	START	START	START	START	START	START	START	START
45	Graham, Jaylon	4/-	XXX	...	XXX	XXX	XXX
60	Griffith, Matt	5/2	XXX	XXX	...	XXX	START	START	...
64	Harris, Aaron	1/-	XXX
33	Harris, Charlie	2/-	XXX	...	XXX
44	Hopson, Torre	2/-	...	XXX	XXX
3J	Hughes, Jermain	1/-	XXX
19	Iannotti, Mark	11/11	START	START	START	START	START	START	START	START	START	START	START
18	Ingram, Devan	2/-	XXX	XXX
51	Isom, Daquan	9/5	XXX	XXX	START	XXX	XXX	START	START	START	START
6	Iwema, Connor	4/3	START	START	XXX	START
13	Jackson, Markes	10/10	START	...	START	START	START	START	START	START	START	START	START
54	Jahnke, Josh	11/-	XXX	XXX	XXX	XXX	XXX	XXX	XXX	XXX	XXX	XXX	XXX
85	James, Darrell	10/-	XXX	XXX	XXX	XXX	XXX	XXX	XXX	...	XXX	XXX	XXX
31	James, Kenny	10/9	START	START	START	XXX	START	START	START	START	START	...	START
37	Johnson, Austin	11/-	XXX	XXX	XXX	XXX	XXX	XXX	XXX	XXX	XXX	XXX	XXX
20	Jones, Jimmy	9/5	XXX	XXX	XXX	XXX	START	START	START	START	START
1L	Lamprakes, Isra	9/8	START	START	START	XXX	START	START	START	START	START
14	Lewis, Torian	9/-	XXX	...	XXX	...	XXX	XXX	XXX	XXX	XXX	XXX	XXX
95	Mathewson, Dere	11/-	XXX	XXX	XXX	XXX	XXX	XXX	XXX	XXX	XXX	XXX	XXX
52	Mattson, Blake	8/2	START	XXX	XXX	XXX	XXX	XXX	XXX	START
16	McCrea, Andrew	7/-	XXX	XXX	...	XXX	XXX	XXX	XXX	XXX
8	McIntosh, Matt	8/-	XXX	...	XXX	XXX	XXX	XXX	...	XXX	...	XXX	XXX
59	Meyerhoff, Davi	8/7	START	START	START	START	START	START	...	XXX	START
49	Millender, Tori	11/2	XXX	START	XXX	XXX	XXX	XXX	START	XXX	XXX	XXX	XXX
42	Minor, Brandon	4/-	XXX	XXX	XXX	XXX	...
39	Mixon, Jonathan	10/-	XXX	...	XXX	XXX	XXX	XXX	XXX	XXX	XXX	XXX	XXX
21	Neal, Ryan	11/11	START	START	START	START	START	START	START	START	START	START	START
89	Newquist, Kyle	11/-	XXX	XXX	XXX	XXX	XXX	XXX	XXX	XXX	XXX	XXX	XXX
74	Notario, Jake	10/10	START	START	START	START	START	START	START	START	...	START	START
75	Olsen, Austin	11/11	START	START	START	START	START	START	START	START	START	START	START
28	Perkins, Chris	5/-	XXX	...	XXX	...	XXX	XXX	XXX	...
61	Podzielinski, J	4/-	XXX	XXX	XXX	XXX
17	Reed, Billy	11/11	START	START	START	START	START	START	START	START	START	START	START
76	Sealby, Reid	10/5	XXX	...	XXX	XXX	XXX	XXX	START	START	START	START	START
70	Seymour, DeVond	8/-	XXX	XXX	XXX	XXX	XXX	XXX	XXX	XXX
50	Simon, Withney	9/-	XXX	XXX	XXX	XXX	XXX	XXX	XXX	XXX	XXX
47	Skadeland, Josh	11/-	XXX	XXX	XXX	XXX	XXX	XXX	XXX	XXX	XXX	XXX	XXX
73	Stanfel, Brando	2/-	XXX	XXX
2S	Stanton, Aaron	11/4	XXX	XXX	START	XXX	START	XXX	XXX	XXX	START	START	XXX
4	Straub, Sam	1/-	XXX
3	Sullivan, Josh	11/2	XXX	XXX	XXX	XXX	XXX	XXX	XXX	XXX	XXX	START	START
90	Sylvester, Nate	5/-	...	XXX	XXX	XXX	XXX	XXX
1	Thompson, Antho	11/8	START	START	START	START	START	XXX	START	START	XXX	START	XXX
99	Upchurch, Dakot	11/3	XXX	XXX	XXX	XXX	XXX	XXX	XXX	XXX	START	START	START
24	Vea, Jefferson	11/11	START	START	START	START	START	START	START	START	START	START	START
62	Wagner, Bryce	1/-	XXX
41	Waithe-Alexande	11/9	START	START	XXX	START	XXX	START	START	START	START	START	START
22	Walter, Cameron	11/3	START	START	XXX	START	XXX	XXX	XXX	XXX	XXX	XXX	XXX
1W	Wibbenmeyer, Ty	3/-	XXX	...	XXX	XXX
82	Williams, Brand	11/11	START	START	START	START	START	START	START	START	START	START	START
77	Wirth, Ethan	11/11	START	START	START	START	START	START	START	START	START	START	START

START = started the game

XXX = played but did not start

... = did not play

GAME-BY-GAME

TEAM STATISTICS

Date	Opponent	Rushing				Receiving				Passing				Kick Returns				Punt Returns				tot off
		no.	yds	td	lg	no.	yds	td	lg	cmp-att-int	yds	td	lg	no.	yds	td	lg	no.	yds	td	lg	
09-05-15	at Indiana	46	248	1	30	24	411	4	80	24-32-0	411	4	80	2	43	0	26	1	18	1	0	659
09-12-15	at Southeast Missouri	41	175	1	28	26	294	2	37	26-38-3	294	2	37	4	69	0	34	3	12	0	8	469
09-26-15	LIBERTY	42	255	4	49	20	227	0	40	20-26-1	227	0	40	0	0	0	0	0	0	0	0	482
10-03-15	at Western Illinois	50	194	1	25	22	231	1	35	22-31-1	231	1	35	4	95	0	52	2	44	1	26	425
10-10-15	MISSOURI STATE	45	385	4	64	21	288	5	60	21-30-1	288	5	60	3	80	0	52	0	0	0	0	673
10-17-15	at Indiana State	34	127	2	12	38	427	3	56	38-54-1	427	3	56	3	60	0	26	2	2	0	2	554
10-24-15	YOUNGSTOWN STATE	48	175	1	21	15	284	3	75	15-28-0	284	3	75	3	71	0	32	1	1	0	0	459
10-31-15	NORTH DAKOTA STATE	41	121	2	11	28	277	1	30	28-45-1	277	1	30	2	47	0	24	0	0	0	0	398
11-07-15	at South Dakota	34	139	2	62	19	251	2	79	19-40-2	251	2	79	5	103	0	29	3	22	0	18	390
11-14-15	ILLINOIS STATE	41	173	0	21	42	329	3	38	42-63-1	329	3	38	5	90	0	30	1	6	0	6	502
11-21-15	at UNI	31	204	2	72	25	264	2	46	25-40-0	264	2	46	3	62	0	26	2	23	0	18	468
		453	2196	20	72	280	3283	26	80	280-427-11	3283	26	80	34	720	0	52	15	128	2	26	5479
Opponents		506	2642	27	75	183	2503	18	85	183-323-5	2503	18	85	54	1071	0	57	16	186	1	90	5145

		Tackles				Sacks	Fumble		Pass Defense			blkd	PAT Attempts			off		
Date	Opponent	ua	a	total	tfl-yds	no-yds	ff	fr-yds	int-yds	qbh	brup	kick	kick	rush	rcv	saf	t/o	pts
09-05-1	at Indiana	50	26	76	4.0-13	0.0-0	0	0-0	0-0	0	3	1	3-4	0	1	0	0	47
09-12-1	at Southeast Missouri	37	66	103	8.0-47	3.0-21	0	0-0	0-0	0	5	0	3-3	0	0	0	0	24
09-26-1	LIBERTY	31	78	109	7.0-23	2.0-15	2	2-0	0-0	9	5	1	4-4	0	0	0	14	34
10-03-1	at Western Illinois	31	46	77	6.0-17	0.0-0	1	1-6	2-85	9	5	1	3-3	0	0	0	9	36
10-10-1	MISSOURI STATE	33	88	121	9.0-36	4.0-26	2	1-25	0-0	7	3	1	10-10	0	0	0	7	73
10-17-1	at Indiana State	43	34	77	6.0-16	2.0-10	1	1-0	0-0	0	3	1	4-4	1	0	0	0	36
10-24-1	YOUNGSTOWN STATE	33	60	93	4.0-7	0.0-0	1	1-0	1-41	4	4	2	3-4	0	1	0	6	38
10-31-1	NORTH DAKOTA STATE	27	66	93	3.0-9	1.0-6	1	1-0	1-0	3	2	0	2-2	0	0	0	3	29
11-07-1	at South Dakota	43	42	85	7.0-23	3.0-16	0	1-0	0-0	1	6	0	4-4	0	0	0	7	31
11-14-1	ILLINOIS STATE	26	46	72	7.0-24	2.0-15	0	1-0	1-23	3	4	0	3-3	0	0	0	7	21
11-21-1	at UNI	60	6	66	2.0-6	1.0-4	1	0-0	0-0	0	0	0	4-4	0	0	0	0	28
		414	558	972	63.0-221	18.0-113	9	9-31	5-149	36	40	7	43-45	1	2	0	53	397
Opponents		475	474	949	53.0-157	12.0-65	15	14-170	11-36	35	42	5	45-47	0	0	0	72	381

		Punting										Field Goals			Kickoffs				
Date	Opponent	no.	yds	avg	long	blkd	tb	fc	50+	i20	md-att	long	blkd	no.	yds	avg	tb	ob	
09-05-1	at Indiana	3	130	43.3	57	0	0	0	1	1	2-3	46	1	7	431	61.6	1	0	
09-12-1	at Southeast Missouri	4	194	48.5	61	0	1	1	1	0	1-1	46	0	5	283	56.6	0	0	
09-26-1	LIBERTY	2	77	38.5	40	0	0	1	0	1	2-2	37	0	7	413	59.0	0	0	
10-03-1	at Western Illinois	4	158	39.5	53	0	0	1	1	2	3-5	51	0	8	495	61.9	3	0	
10-10-1	MISSOURI STATE	3	126	42.0	48	0	0	2	0	1	1-1	36	0	12	665	55.4	0	0	
10-17-1	at Indiana State	5	117	23.4	49	2	1	2	0	1	0-1	0	0	6	344	57.3	2	0	
10-24-1	YOUNGSTOWN STATE	4	135	33.8	41	0	0	3	0	1	1-3	18	0	6	349	58.2	3	0	
10-31-1	NORTH DAKOTA STATE	6	259	43.2	54	0	0	2	1	1	3-3	33	0	6	360	60.0	3	0	
11-07-1	at South Dakota	3	147	49.0	51	0	1	1	1	0	1-2	50	1	5	304	60.8	1	0	
11-14-1	ILLINOIS STATE	7	300	42.9	55	0	2	2	2	3	0-0	0	0	4	209	52.2	1	0	
11-21-1	at UNI	7	342	48.9	71	0	1	2	2	2	0-1	0	0	5	296	59.2	0	0	
		48	1985	41.4	71	2	6	17	9	13	14-22	51	2	71	4149	58.4	14	0	
Opponents		56	2199	39.3	58	4	10	10	11	14	14-24	57	3	72	4451	61.8	34	4	

OPPONENT GAME-BY-GAME

OPPONENT STATISTICS

Date	Opponent	Rushing				Receiving				Passing				Kick Returns				Punt Returns				tot off
		no.	yds	td	lg	no.	yds	td	lg	cmp-att-int	yds	td	lg	no.	yds	td	lg	no.	yds	td	lg	
09-05-15	at Indiana	42	246	5	35	19	349	1	71	19-32-0	349	1	71	6	113	0	27	3	19	0	20	595
09-12-15	at Southeast Missouri	50	217	0	52	17	168	1	22	17-30-0	168	1	22	5	80	0	27	2	3	0	2	385
09-26-15	LIBERTY	37	81	1	9	27	287	0	34	27-48-0	287	0	34	6	103	0	38	1	-6	0	0	368
10-03-15	at Western Illinois	35	195	2	27	18	333	2	53	18-35-2	333	2	53	5	118	0	44	1	0	0	0	528
10-10-15	MISSOURI STATE	56	167	2	15	11	134	1	59	11-25-0	134	1	59	12	280	0	57	1	36	0	36	301
10-17-15	at Indiana State	49	329	2	54	15	232	3	42	15-30-0	232	3	42	3	42	0	22	2	17	0	0	561
10-24-15	YOUNGSTOWN STATE	46	183	1	22	20	324	3	85	20-32-1	324	3	85	2	31	0	16	0	0	0	0	507
10-31-15	NORTH DAKOTA STATE	48	397	3	60	12	138	2	77	12-18-1	138	2	77	3	69	0	35	2	-1	0	0	535
11-07-15	at South Dakota	44	142	1	26	26	269	3	80	26-40-0	269	3	80	4	69	0	24	1	3	0	0	411
11-14-15	ILLINOIS STATE	47	372	6	75	4	88	0	41	4-13-1	88	0	41	3	72	0	34	0	0	0	0	460
11-21-15	at UNI	52	313	4	51	14	181	2	49	14-20-0	181	2	49	5	94	0	32	3	115	1	90	494
Southern Illinois		506	2642	27	75	183	2503	18	85	183-323-5	2503	18	85	54	1071	0	57	16	186	1	90	5145
Southern Illinois		453	2196	20	72	280	3283	26	80	280-427-11	3283	26	80	34	720	0	52	15	128	2	26	5479

		Tackles				Sacks	Fumble		Pass Defense			blkd	PAT Attempts			off		
Date	Opponent	ua	a	total	tfl-yds	no-yds	ff	fr-yds	int-yds	qbh	brup	kick	kick	rush	rcv	saf	t/o	pts
09-05-1	at Indiana	54	22	76	2.0-5	1.0-3	2	2-0	0-0	0	0	1	6-6	0	0	0	7	48
09-12-1	at Southeast Missouri	46	48	94	9.0-40	2.0-18	3	4-62	3-21	3	0	0	3-3	0	0	0	14	27
09-26-1	LIBERTY	32	45	77	2.0-5	0.0-0	0	0-0	1-0	0	1	0	1-1	0	0	0	0	13
10-03-1	at Western Illinois	52	45	97	6.0-14	0.0-0	2	1-21	1--2	6	4	0	4-4	0	0	0	13	37
10-10-1	MISSOURI STATE	31	54	85	2.0-5	0.0-0	0	0-0	1-0	1	3	0	2-3	0	0	0	7	26
10-17-1	at Indiana State	45	42	87	2.0-4	0.0-0	1	1-0	1-0	3	5	2	3-4	0	0	0	0	39
10-24-1	YOUNGSTOWN STATE	34	56	90	4.0-13	1.0-8	1	0-0	0-0	6	5	1	4-4	0	0	0	0	31
10-31-1	NORTH DAKOTA STATE	34	64	98	6.0-17	1.0-5	0	0-0	1-7	3	9	0	5-5	0	0	0	0	35
11-07-1	at South Dakota	41	30	71	6.0-18	4.0-16	2	2-0	2-0	5	6	1	4-4	0	0	0	17	34
11-14-1	ILLINOIS STATE	56	60	116	7.0-18	2.0-8	2	3-87	1-10	5	5	0	6-6	0	0	0	7	42
11-21-1	at UNI	50	8	58	7.0-18	1.0-7	2	1-0	0-0	3	4	0	7-7	0	0	0	7	49
		475	474	949	53.0-157	12.0-65	15	14-170	11-36	35	42	5	45-47	0	0	0	72	381
Southern Illinois		414	558	972	63.0-221	18.0-113	9	9-31	5-149	36	40	7	43-45	1	2	0	53	397

		Punting									Field Goals			Kickoffs				
Date	Opponent	no.	yds	avg	long	blkd	tb	fc	50+	i20	md-att	long	blkd	no.	yds	avg	tb	ob
09-05-1	at Indiana	5	162	32.4	46	1	1	2	0	1	2-2	45	0	9	577	64.1	7	0
09-12-1	at Southeast Missouri	7	309	44.1	57	0	1	1	1	3	2-5	42	0	6	361	60.2	2	0
09-26-1	LIBERTY	1	45	45.0	45	0	0	1	0	0	2-4	57	1	4	260	65.0	4	0
10-03-1	at Western Illinois	5	154	30.8	46	1	0	1	0	1	1-1	20	0	7	414	59.1	3	0
10-10-1	MISSOURI STATE	9	333	37.0	55	1	1	1	2	2	2-2	28	1	6	381	63.5	1	2
10-17-1	at Indiana State	4	166	41.5	49	0	2	0	0	0	2-3	28	0	6	375	62.5	3	0
10-24-1	YOUNGSTOWN STATE	4	119	29.8	43	1	1	0	0	1	1-2	23	1	6	346	57.7	2	1
10-31-1	NORTH DAKOTA STATE	4	201	50.2	56	0	3	1	2	0	0-2	0	0	6	379	63.2	4	0
11-07-1	at South Dakota	6	266	44.3	54	0	1	1	3	1	2-2	30	0	7	424	60.6	1	1
11-14-1	ILLINOIS STATE	6	232	38.7	58	0	0	0	2	2	0-0	0	0	7	416	59.4	2	0
11-21-1	at UNI	5	212	42.4	56	0	0	2	1	3	0-1	0	0	8	518	64.8	5	0
		56	2199	39.3	58	4	10	10	11	14	14-24	57	3	72	4451	61.8	34	4
Southern Illinois		48	1985	41.4	71	2	6	17	9	13	14-22	51	2	71	4149	58.4	14	0

2015 STATISTICS

3rd-Down Conversions

Date	Opponent	Score	Overall	1st Qtr	2nd Qtr	3rd Qtr	4th Qtr	Overtime
09-05-15	at Indiana	L 47-48	11-17 64.7	3-5 60.0	4-4 100.0	1-3 33.3	3-5 60.0	
09-12-15	at Southeast Missouri	L 24-27	5-12 41.7	2-2 100.0	2-3 66.7	0-3 0.0	1-4 25.0	
09-26-15	LIBERTY	W 34-13	6-11 54.5	0-1 0.0	2-5 40.0	2-3 66.7	2-2 100.0	
10-03-15	at Western Illinois	L 36-37	9-17 52.9	2-5 40.0	3-5 60.0	2-3 66.7	2-4 50.0	
10-10-15	MISSOURI STATE	W 73-26	7-12 58.3	1-3 33.3	2-5 40.0	3-3 100.0	1-1 100.0	
10-17-15	at Indiana State	L 36-39	6-14 42.9	2-4 50.0	1-3 33.3	1-3 33.3	2-4 50.0	
10-24-15	YOUNGSTOWN STATE	W 38-31	8-19 42.1	2-5 40.0	2-4 50.0	0-3 0.0	3-6 50.0	1-1 100.0
10-31-15	NORTH DAKOTA STATE	L 29-35	5-16 31.2	1-5 20.0	1-2 50.0	1-3 33.3	2-6 33.3	
11-07-15	at South Dakota	L 31-34	8-17 47.1	2-3 66.7	3-5 60.0	1-3 33.3	2-6 33.3	
11-14-15	ILLINOIS STATE	L 21-42	8-21 38.1	2-4 50.0	3-6 50.0	0-3 0.0	3-8 37.5	
11-21-15	at UNI	L 28-49	5-16 31.2	1-5 20.0	3-5 60.0	0-2 0.0	1-4 25.0	
Southern Illinois			78-172 45.3	18-42 42.9	26-47 55.3	11-32 34.4	22-50 44.0	1-1 100.0
Opponents			74-177 41.8	14-40 35.0	19-46 41.3	24-46 52.2	17-44 38.6	0-1 0.0

4th-Down Conversions

Date	Opponent	Score	Overall	1st Qtr	2nd Qtr	3rd Qtr	4th Qtr	Overtime
09-05-15	at Indiana	L 47-48	0-0 0.0	0-0 0.0	0-0 0.0	0-0 0.0	0-0 0.0	
09-12-15	at Southeast Missouri	L 24-27	0-1 0.0	0-0 0.0	0-0 0.0	0-1 0.0	0-0 0.0	
09-26-15	LIBERTY	W 34-13	1-1 100.0	0-0 0.0	1-1 100.0	0-0 0.0	0-0 0.0	
10-03-15	at Western Illinois	L 36-37	0-0 0.0	0-0 0.0	0-0 0.0	0-0 0.0	0-0 0.0	
10-10-15	MISSOURI STATE	W 73-26	0-0 0.0	0-0 0.0	0-0 0.0	0-0 0.0	0-0 0.0	
10-17-15	at Indiana State	L 36-39	0-2 0.0	0-0 0.0	0-1 0.0	0-0 0.0	0-1 0.0	
10-24-15	YOUNGSTOWN STATE	W 38-31	3-4 75.0	0-0 0.0	0-1 0.0	2-2 100.0	1-1 100.0	0-0 0.0
10-31-15	NORTH DAKOTA STATE	L 29-35	2-2 100.0	0-0 0.0	0-0 0.0	0-0 0.0	2-2 100.0	
11-07-15	at South Dakota	L 31-34	2-3 66.7	1-1 100.0	0-0 0.0	0-1 0.0	1-1 100.0	
11-14-15	ILLINOIS STATE	L 21-42	3-4 75.0	0-0 0.0	1-1 100.0	0-0 0.0	2-3 66.7	
11-21-15	at UNI	L 28-49	1-2 50.0	0-0 0.0	0-0 0.0	0-0 0.0	1-2 50.0	
Southern Illinois			12-19 63.2	1-1 100.0	2-4 50.0	2-4 50.0	7-10 70.0	0-0 0.0
Opponents			12-18 66.7	2-3 66.7	4-7 57.1	2-3 66.7	4-4 100.0	0-1 0.0

Time of Possession

Date	Opponent	Score	Overall	1st Qtr	2nd Qtr	3rd Qtr	4th Qtr	Overtime
09-05-15	at Indiana	L 47-48	30:32	8:53	9:20	6:21	5:58	
09-12-15	at Southeast Missouri	L 24-27	25:18	7:33	5:09	6:43	5:53	
09-26-15	LIBERTY	W 34-13	28:00	3:27	7:13	6:14	11:06	
10-03-15	at Western Illinois	L 36-37	33:00	10:34	6:25	8:42	7:19	
10-10-15	MISSOURI STATE	W 73-26	28:43	6:45	7:55	9:07	4:56	
10-17-15	at Indiana State	L 36-39	29:43	10:14	8:34	4:26	6:29	
10-24-15	YOUNGSTOWN STATE	W 38-31	27:28	8:01	6:57	6:01	6:29	0:00
10-31-15	NORTH DAKOTA STATE	L 29-35	27:18	7:34	4:25	5:49	9:30	
11-07-15	at South Dakota	L 31-34	25:02	7:01	5:14	5:06	7:41	
11-14-15	ILLINOIS STATE	L 21-42	31:41	6:27	7:09	6:25	11:40	
11-21-15	at UNI	L 28-49	25:47	7:58	8:23	4:03	5:23	
Southern Illinois			Total 312:32	84:27	76:44	68:57	82:24	0:00
			Avg. 28:24	7:40	6:58	6:16	7:29	0:00
Opponents			Total 347:28	80:33	88:16	96:03	82:36	0:00
			Avg. 31:35	7:19	8:01	8:43	7:30	0:00

2015 STATISTICS

Southern Illinois Inside Opponent Red-Zone

Date	Opponent	Score	Times		Total	Rush	Pass	FGs	Failed to score inside RZ						
			In RZ	Scored	Pts	TDs	TDs	TDs	Made	FGA	Down	Int	Fumb	Half	Game
09-05-15	at Indiana	L 47-48	3	3	17	2	1	1	1	0	0	0	0	0	0
09-12-15	at Southeast Missouri	L 24-27	4	3	21	3	1	2	0	0	0	0	1	0	0
09-26-15	LIBERTY	W 34-13	6	5	27	3	3	0	2	0	0	0	0	1	0
10-03-15	at Western Illinois	L 36-37	3	1	3	0	0	0	1	2	0	0	0	0	0
10-10-15	MISSOURI STATE	W 73-26	7	7	45	6	2	4	1	0	0	0	0	0	0
10-17-15	at Indiana State	L 36-39	4	4	29	4	2	2	0	0	0	0	0	0	0
10-24-15	YOUNGSTOWN STATE	W 38-31	3	2	10	1	1	0	1	0	1	0	0	0	0
10-31-15	NORTH DAKOTA STATE	L 29-35	5	5	23	2	2	0	3	0	0	0	0	0	0
11-07-15	at South Dakota	L 31-34	3	3	21	3	2	1	0	0	0	0	0	0	0
11-14-15	ILLINOIS STATE	L 21-42	5	3	21	3	0	3	0	0	1	0	1	0	0
11-21-15	at UNI	L 28-49	4	2	14	2	0	2	0	1	1	0	0	0	0
Totals			47	38	231	29	14	15	9	3	3	0	2	1	0

38 of 47 (80.9%)

Opponents Inside Southern Illinois Red-Zone

Date	Opponent	Score	Times		Total	Rush	Pass	FGs	Failed to score inside RZ						
			In RZ	Scored	Pts	TDs	TDs	TDs	Made	FGA	Down	Int	Fumb	Half	Game
09-05-15	at Indiana	L 47-48	5	5	31	4	4	0	1	0	0	0	0	0	0
09-12-15	at Southeast Missouri	L 24-27	3	1	7	1	0	1	0	2	0	0	0	0	0
09-26-15	LIBERTY	W 34-13	3	1	7	1	1	0	0	0	1	0	1	0	0
10-03-15	at Western Illinois	L 36-37	3	3	17	2	1	1	1	0	0	0	0	0	0
10-10-15	MISSOURI STATE	W 73-26	5	5	26	3	2	1	2	0	0	0	0	0	0
10-17-15	at Indiana State	L 36-39	6	3	13	1	0	1	2	1	1	0	1	0	0
10-24-15	YOUNGSTOWN STATE	W 38-31	5	4	24	3	1	2	1	0	1	0	0	0	0
10-31-15	NORTH DAKOTA STATE	L 29-35	6	3	21	3	2	1	0	2	0	1	0	0	0
11-07-15	at South Dakota	L 31-34	6	5	27	3	1	2	2	0	1	0	0	0	0
11-14-15	ILLINOIS STATE	L 21-42	4	2	14	2	2	0	0	0	0	1	1	0	0
11-21-15	at UNI	L 28-49	2	2	14	2	2	0	0	0	0	0	0	0	0
Totals			48	34	201	25	16	9	9	5	4	2	3	0	0

34 of 48 (70.8%)

2015 STATISTICS

SIU Individual Game Highs

Rushes	24	Iannotti, Mark vs North Dakota State (10-31-15)
Yards Rushing	145	Isom, Daquan at UNI (11-21-15)
TD Rushes	2	Perkins, Chris vs Missouri State (10-10-15)
	2	Iannotti, Mark at South Dakota (11-07-15)
	2	Isom, Daquan at UNI (11-21-15)
Long Rush	72	Isom, Daquan at UNI (11-21-15)
Pass attempts	63	Iannotti, Mark vs Illinois State (11-14-15)
Pass completions	42	Iannotti, Mark vs Illinois State (11-14-15)
Yards Passing	427	Iannotti, Mark at Indiana State (10-17-15)
TD Passes	4	Iannotti, Mark at Indiana (09-05-15)
Long Pass	80	Iannotti, Mark at Indiana (09-05-15)
Receptions	14	Reed, Billy vs Illinois State (11-14-15)
Yards Receiving	142	Reed, Billy at South Dakota (11-07-15)
TD Receptions	2	Jones, Jimmy vs Missouri State (10-10-15)
Long Reception	80	Isom, Daquan at Indiana (09-05-15)
Field Goals	3	Johnson, Austin at Western Illinois (10-03-15)
	3	Johnson, Austin vs North Dakota State (10-31-15)
Long Field Goal	51	Johnson, Austin at Western Illinois (10-03-15)
Punts	7	Mathewson, Derek vs Illinois State (11-14-15)
	7	Mathewson, Derek at UNI (11-21-15)
Punting Avg	49.0	Mathewson, Derek at South Dakota (11-07-15)
Long Punt	71	Mathewson, Derek at UNI (11-21-15)
Punts inside 20	3	Mathewson, Derek vs Illinois State (11-14-15)
Long Punt Return	26	Williams, Brandon at Western Illinois (10-03-15)
Long Kickoff Return	52	Isom, Daquan at Western Illinois (10-03-15)
	52	Isom, Daquan vs Missouri State (10-10-15)
Tackles	19	Allen, Chase at Southeast Missouri (09-12-15)
Sacks	1.5	Brandt, Adam vs Missouri State (10-10-15)
Tackles For Loss	3.0	Allen, Chase at Western Illinois (10-03-15)
Interceptions	1	Cameron, D.J. at Western Illinois (10-03-15)
	1	James, Kenny at Western Illinois (10-03-15)
	1	James, Kenny vs Youngstown State (10-24-15)
	1	Adkins, Chris vs North Dakota State (10-31-15)
	1	Cameron, D.J. vs Illinois State (11-14-15)

SIU Team Game Highs

Rushes	50	at Western Illinois (10-03-15)
Yards Rushing	385	vs Missouri State (10-10-15)
Yards Per Rush	8.6	vs Missouri State (10-10-15)
TD Rushes	4	vs Liberty (09-26-15)
	4	vs Missouri State (10-10-15)
Pass attempts	63	vs Illinois State (11-14-15)
Pass completions	42	vs Illinois State (11-14-15)
Yards Passing	427	at Indiana State (10-17-15)
Yards Per Pass	12.8	at Indiana (09-05-15)
TD Passes	5	vs Missouri State (10-10-15)
Total Plays	104	vs Illinois State (11-14-15)
Total Offense	673	vs Missouri State (10-10-15)
Yards Per Play	9.0	vs Missouri State (10-10-15)
Points	73	vs Missouri State (10-10-15)
Sacks By	4	vs Missouri State (10-10-15)
First Downs	33	vs Illinois State (11-14-15)
Penalties	9	at Indiana State (10-17-15)
Penalty Yards	104	vs Liberty (09-26-15)
Turnovers	7	at Southeast Missouri (09-12-15)
Interceptions By	2	at Western Illinois (10-03-15)
Punts	7	vs Illinois State (11-14-15)
	7	at UNI (11-21-15)
Punting Avg	49.0	at South Dakota (11-07-15)
Long Punt	71	at UNI (11-21-15)
Punts inside 20	3	vs Illinois State (11-14-15)
Long Punt Return	26	at Western Illinois (10-03-15)

Opponent Individual Game Highs

Rushes	30	JACKSON, D., at Southeast Missouri (09-12-15)
Yards Rushing	254	COPRICH, Marshau, vs Illinois State (11-14-15)
TD Rushes	3	Howard, Jordan, at Indiana (09-05-15)
	3	COPRICH, Marshau, vs Illinois State (11-14-15)
	3	Bailey, Aaron, at UNI (11-21-15)
Long Rush	75	COPRICH, Marshau, vs Illinois State (11-14-15)
Pass attempts	47	WOODRUM, J., vs Liberty (09-26-15)
Pass completions	26	WOODRUM, J., vs Liberty (09-26-15)
	26	Saeger, Ryan, at South Dakota (11-07-15)
Yards Passing	349	Sudfeld, Nate, at Indiana (09-05-15)
TD Passes	3	Adam, Matt, at Indiana State (10-17-15)
	3	Wells, Hunter, vs Youngstown State (10-24-15)
	3	Saeger, Ryan, at South Dakota (11-07-15)
Long Pass	85	Wells, Hunter, vs Youngstown State (10-24-15)
Receptions	8	FARROW, B.J., vs Liberty (09-26-15)
Yards Receiving	186	Jones, Ricky, at Indiana (09-05-15)
TD Receptions	3	Owens, Gary, at Indiana State (10-17-15)
Long Reception	85	Williams, Andrew, vs Youngstown State (10-24-15)
Field Goals	2	Oakes, Griffin, at Indiana (09-05-15)
	2	McCRUM, Ryan, at Southeast Missouri (09-12-15)
	2	LUNSFORD, J., vs Liberty (09-26-15)
	2	Marcelo Bonani, vs Missouri State (10-10-15)
	2	Heidorn, Eric, at Indiana State (10-17-15)
	2	Bergner, Miles, at South Dakota (11-07-15)
Long Field Goal	57	LUNSFORD, J., vs Liberty (09-26-15)
Punts	8	Chris Sullens, vs Missouri State (10-10-15)
Punting Avg	50.2	Ben LeCompte, vs North Dakota State (10-31-15)
Long Punt	58	ATTARD, Reece, vs Illinois State (11-14-15)
Punts inside 20	3	KNIGHT, Alex, at Southeast Missouri (09-12-15)
	3	Kuhter, Sam, at UNI (11-21-15)
Long Punt Return	90	Dorleant, M., at UNI (11-21-15)
Long Kickoff Return	57	Deion Holliman, vs Missouri State (10-10-15)
Tackles	20	Nick DeLuca, vs North Dakota State (10-31-15)
Sacks	1.0	Mangieri, Nick, at Indiana (09-05-15)
	1.0	SANDERS, Travis, at Southeast Missouri (09-12-15)
	1.0	DONNERSON, K., at Southeast Missouri (09-12-15)
	1.0	Moss, Avery, vs Youngstown State (10-24-15)
	1.0	CJ Smith, vs North Dakota State (10-31-15)
	1.0	Van Ginkel, A., at South Dakota (11-07-15)
	1.0	Lage, Keyen, at South Dakota (11-07-15)
	1.0	Jacobs, Nick, at South Dakota (11-07-15)
	1.0	Iddings, Drew, at South Dakota (11-07-15)
	1.0	SWAINE, Matt, vs Illinois State (11-14-15)
	1.0	KEENE, Dalton, vs Illinois State (11-14-15)
	1.0	Schult, Karter, at UNI (11-21-15)
Tackles For Loss	2.5	SANDERS, Travis, at Southeast Missouri (09-12-15)
	2.5	KEENE, Dalton, vs Illinois State (11-14-15)
	2.5	Dexter, D'Shawn, at UNI (11-21-15)
Interceptions	2	FORD, Michael, at Southeast Missouri (09-12-15)

Opponent Team Game Highs

Rushes	56	vs Missouri State (10-10-15)
Yards Rushing	397	vs North Dakota State (10-31-15)
Yards Per Rush	8.3	vs North Dakota State (10-31-15)
TD Rushes	6	vs Illinois State (11-14-15)
Pass attempts	48	vs Liberty (09-26-15)
Pass completions	27	vs Liberty (09-26-15)
Yards Passing	349	at Indiana (09-05-15)
Yards Per Pass	10.9	at Indiana (09-05-15)
TD Passes	3	at Indiana State (10-17-15)
	3	vs Youngstown State (10-24-15)
	3	at South Dakota (11-07-15)
Total Plays	85	vs Liberty (09-26-15)
Total Offense	595	at Indiana (09-05-15)
Yards Per Play	8.1	vs North Dakota State (10-31-15)
Points	49	at UNI (11-21-15)
Sacks By	4	at South Dakota (11-07-15)
First Downs	29	at Indiana State (10-17-15)
Penalties	10	at South Dakota (11-07-15)
Penalty Yards	94	at South Dakota (11-07-15)
Turnovers	3	at Western Illinois (10-03-15)
Interceptions By	3	at Southeast Missouri (09-12-15)
Punts	9	vs Missouri State (10-10-15)
Punting Avg	50.2	vs North Dakota State (10-31-15)
Long Punt	58	vs Illinois State (11-14-15)
Punts inside 20	3	at Southeast Missouri (09-12-15)
	3	at UNI (11-21-15)
Long Punt Return	90	at UNI (11-21-15)

2015 STATISTICS

Game 1



Box Score (Final)
2015 Saluki Football
Southern Illinois vs Indiana (09-05-15 at Bloomington, Ind.)



Score by Quarters	1	2	3	4	Total
Southern Illinois	11	21	0	15	47
Indiana	7	14	17	10	48

Qtr	Time	Scoring play
1st	09:47	IND - Redding, Devine 13 yd run (Oakes, Griffin kick), 7-68 2:48
	03:25	SIU - Johnson, Austin 27 yd field goal, 15-65 6:22
	01:51	SIU - James, Kenny 0 yd blocked punt return (Findlater, Shaq pass from Iannotti, Mark)
2nd	10:26	IND - Howard, Jordan 23 yd run (Oakes, Griffin kick), 7-71 2:06
	09:15	SIU - Fuehne, Adam 68 yd pass from Iannotti, Mark (Johnson, Austin kick), 3-75 1:11
	05:56	SIU - Carmien, Hans 1 yd pass from Iannotti, Mark (Johnson, Austin kick), 6-72 2:03
	03:38	IND - Howard, Jordan 4 yd run (Oakes, Griffin kick), 7-79 2:18
	00:00	SIU - Iannotti, Mark 1 yd run (Johnson, Austin kick), 12-75 3:38
3rd	14:23	IND - Jones, Ricky 57 yd pass from Sudfeld, Nate (Oakes, Griffin kick), 2-66 0:37
	08:35	IND - Oakes, Griffin 45 yd field goal, 8-19 3:43
	02:34	IND - Redding, Devine 3 yd run (Oakes, Griffin kick), 10-90 4:19
4th	12:24	SIU - Isom, Daquan 80 yd pass from Iannotti, Mark (Johnson, Austin kick failed), 1-80 0:17
	09:08	IND - Oakes, Griffin 22 yd field goal, 10-60 3:16
	02:37	SIU - Johnson, Austin 46 yd field goal, 7-65 3:23
	00:58	IND - Howard, Jordan 1 yd run (Oakes, Griffin kick), 6-83 1:39
	00:18	SIU - Jones, Jimmy 25 yd pass from Iannotti, Mark (Iannotti, Mark pass failed), 5-75 0:40

	SIU	IND
FIRST DOWNS	26	23
RUSHES-YARDS (NET)	46-248	42-246
PASSING YDS (NET)	411	349
Passes Att-Comp-Int	32-24-0	32-19-0
TOTAL OFFENSE PLAYS-YARDS	78-659	74-595
Fumble Returns-Yards	0-0	0-0
Punt Returns-Yards	1-18	3-19
Kickoff Returns-Yards	2-43	6-113
Interception Returns-Yards	0-0	0-0
Punts (Number-Avg)	3-43.3	5-32.4
Fumbles-Lost	3-2	0-0
Penalties-Yards	6-68	6-43
Possession Time	30:32	29:28
Third-Down Conversions	11 of 17	5 of 13
Fourth-Down Conversions	0 of 0	1 of 1
Red-Zone Scores-Chances	3-3	5-5
Sacks By: Number-Yards	0-0	1-3

RUSHING: Southern Illinois-Iannotti, Mark 17-106; DeSomer, Matt 8-34; Walter, Cameron 4-34; Stanton, Aaron 6-22; McIntosh, Matt 5-19; Mixon, Jonathan 2-15; Lamprakes, Israel 1-7; Isom, Daquan 2-6; Jones, Jimmy 1-5; Indiana-Howard, Jordan 20-145; Redding, Devine 16-57; Sudfeld, Nate 5-46; TEAM 1-minus 2.

PASSING: Southern Illinois-Iannotti, Mark 24-31-0-411; TEAM 0-1-0-0. Indiana-Sudfeld, Nate 19-32-0-349.

RECEIVING: Southern Illinois-Reed, Billy 5-61; Fuehne, Adam 3-130; Isom, Daquan 3-99; Lamprakes, Israel 3-20; Iwema, Connor 3-15; Jones, Jimmy 2-46; James, Darrell 2-12; Skadeland, Josh 1-22; Stanton, Aaron 1-5; Carmien, Hans 1-1. Indiana-Jones, Ricky 6-186; Paige, Mitchell 4-32; Cobbs, Simmie 3-64; Howard, Jordan 2-25; Corsaro, A. 1-19; Cooper, Michael 1-10; Westbrook, Nick 1-10; Booker, Andre 1-3.

INTERCEPTIONS: Southern Illinois-None. Indiana-None.

FUMBLES: Southern Illinois-Iannotti, Mark 2-1; Walter, Cameron 1-1. Indiana-None.

Southern Illinois (0-1) vs. Indiana (1-0)
Date: 09-05-15 • Site: Bloomington, Ind. • Stadium: Memorial Stadium
Attendance: 36071

Kickoff time: 4:02 pm • End of Game: 7:42 pm • Total elapsed time: 3:40
Officials: Referee: Ron Snodgrass; Umpire: Rick Nelson; Linesman: Steve Matarante;

SACKS (UA-A): Southern Illinois-None. Indiana-Mangiari, Nick 1-0.

TACKLES (UA-A): Southern Illinois-James, Kenny 5-4; Allen, Chase 5-2; Jackson, Markese 4-3; Thompson, Anthony 4-1; Cameron, D.J. 4-1; Neal, Ryan 4-1; Barnett, Deondre 2-3; Williams, Brandon 4-0; Vea, Jefferson 3-0; Mattson, Blake 2-1; Upchurch, Dakota 1-2; Beelen, TJ 0-3; McCrea, Andrew 2-0; Brandt, Adam 2-0; Millender, Tori 2-0; Crider, Cody 1-1; Abulebeh, Tareq 1-1; Golden, Raysean 0-2; Adams, Chris 1-0; Iwema, Connor 1-0; Jahнке, Josh 1-0; Mathewson, Derek 1-0; Waithe-Alexander, K. 0-1. Indiana-Mangiari, Nick 9-2; Simmons, T.J. 7-4; Oliver, Marcus 5-5; Walton, Kianté 7-2; Crawford, J. 6-2; Shaw, Zack 3-1; Fant, Rashard 3-0; Sykes, Nile 2-0; Fields, Tony 2-0; Heffern, Shawn 2-0; Newton, Clyde 1-1; Fletcher, D. 1-1; Willis, Dameron 1-1; Hawkins, Marqui 1-1; Padmore, Noel 0-2; Loehel, Kyle 1-0; Rayner, Adarius 1-0; Hoff, Nate 1-0; Robinson, Jacob 1-0.

Game Starters:

Southern Illinois

Pos	##	OFFENSE
LT	75	Olsen, Austin
LG	59	Meyerhoff, David
C	56	Clark, Garrett
RG	74	Notario, Jake
RT	77	Wirth, Ethan
QB	19	Iannotti, Mark
RB	22	Walter, Cameron
TE	87	Fuehne, Adam
WR	17	Reed, Billy
WR	11	Lamprakes, Israel
WR	6	Iwema, Connor

Pos	##	DEFENSE
OLB	82	Williams, Brandon
DE	41	Waithe-Alexander, K.
DE	92	Brandt, Adam
ILB	13	Jackson, Markese
ILB	5	Allen, Chase
OLB	52	Mattson, Blake
CB	21	Neal, Ryan
SS	2	Cameron, D.J.
FS	1	Thompson, Anthony
FS	31	James, Kenny
CB	24	Vea, Jefferson

Indiana

Pos	##	OFFENSE
LT	78	Spriggs, Jason
LG	76	Martin, Wes
C	50	Reed, Jake
RG	67	Feeney, Dan
RT	77	Camiel, D.
WR	4	Jones, Ricky
WR	1	Cobbs, Simmie
WR	87	Paige, Mitchell
QB	7	Sudfeld, Nate
RB	88	Howard, Jordan
TE	88	Corsaro, A.

Pos	##	DEFENSE
DT	53	Heffern, Shawn
NT	99	Rayner, Adarius
DE	56	Mangiari, Nick
BLB	33	Shaw, Zack
SAN	41	Newton, Clyde
MLB	2	Simmons, T.J.
OLB	44	Oliver, Marcus
LCB	16	Fant, Rashard
FS	26	Walton, Kianté
SS	9	Crawford, J.
RCB	14	Hawkins, Marqui

Southern Illinois: 25-Stanton, Aaron, 3-Sullivan, Josh, 51-Isom, Daquan, 7-DeSomer, Matt, 8-McIntosh, Matt, 9-Garron, Leonard, 12-Adams, Chris, 14-Lewis, Torian, 15-Adkins, Chris, 16-McCrea, Andrew, 20-Jones, Jimmy, 25-Abulebeh, Tareq, 28-Perkins, Chris, 29-Crider, Cody, 33-Harris, Charlie, 35-Belts, Calvin, 37-Johnson, Austin, 39-Mixon, Jonathan, 42-Minor, Brandon, 43-Barnett, Deondre, 47-Skadeland, Josh, 48-Carmien, Hans, 49-Millender, Tori, 50-Simon, Withney, 51-Beelen, TJ, 54-Jahнке, Josh, 76-Sealy, Reid, 85-James, Darrell, 88-Findlater, Shaq, 89-Newquist, Kyle, 93-Golden, Raysean, 95-Mathewson, Derek, 99-Upchurch, Dakota.

Indiana: 1-C-Hale, Donavan, 3A-Toth, Erich, 3B-Brookings, Ricky, 5-Williams, D., 7A-Bch, Ben, 15-Westbrook, Nick, 18-Padmore, Noel, 19-Fields, Tony, 20-Cook, Jameel, 24-Majette, Mike, 25-Swann, Mario, 28-Dawkins, Will, 29-Fletcher, D., 31-Booker, Andre, 34-Redding, Devine, 35-Sykes, Nile, 36-Toth, Erich, 38-Graham, Damon, 39-Arnold, Kenny, 43-Willis, Dameron, 57-Loehel, Kyle, 58-Dougherty, P., 66-Perich, Josh, 74-Hoff, Nate, 80-Thorton, Leon, 84-Friend, Danny, 85-Cooper, Michael, 91-Robinson, Jacob, 92-Oakes, Griffin, 94-Damaska, Sean, 97-Godsil, Dan.

Game 2



Box Score (Final)
2015 Saluki Football
Southern Illinois vs Southeast Missouri (09-12-15 at Cape Girardeau, Mo.)



Score by Quarters	1	2	3	4	Total
Southern Illinois	7	14	3	0	24
Southeast Missouri	17	0	7	3	27

Qtr	Time	Scoring play
1st	12:47	SEMO - McCrum, Ryan 39 yd field goal, 8-43 2:13
	08:56	SEMO - FORD, Michael 21 yd interception return (McCRUM, Ryan kick)
	05:17	SIU - Isom, Daquan 18 yd pass from Iannotti, Mark (Johnson, Austin kick), 10-86 3:35
	02:50	SEMO - MOORE, Eriq 42 yd fumble recovery (McCRUM, Ryan kick)
2nd	14:28	SIU - Iannotti, Mark 3 yd run (Johnson, Austin kick), 10-75 3:22
	00:29	SIU - James, Darrell 18 yd pass from Iannotti, Mark (Johnson, Austin kick), 5-79 0:31
3rd	12:45	SIU - Johnson, Austin 46 yd field goal, 7-34 2:06
	02:27	SEMO - McROBERTS, Paul 13 yd pass from BENDER, Tay (McCRUM, Ryan kick), 9-64 2:53
4th	00:05	SEMO - McCrum, Ryan 42 yd field goal, 5-24 0:40

	SIU	SEMO
FIRST DOWNS	28	18
RUSHES-YARDS (NET)	41-175	50-217
PASSING YDS (NET)	294	168
Passes Att-Comp-Int	38-26-3	30-17-0
TOTAL OFFENSE PLAYS-YARDS	79-469	80-385
Fumble Returns-Yards	0-0	2-62
Punt Returns-Yards	3-12	2-3
Kickoff Returns-Yards	4-69	5-80
Interception Returns-Yards	0-0	3-21
Punts (Number-Avg)	4-48.5	7-44.1
Fumbles-Lost	4-4	1-0
Penalties-Yards	3-21	6-71
Possession Time	25:18	34:42
Third-Down Conversions	5 of 12	7 of 21
Fourth-Down Conversions	0 of 1	3 of 3
Red-Zone Scores-Chances	3-4	1-3
Sacks By: Number-Yards	3-21	2-18

RUSHING: Southern Illinois-Isom, Daquan 6-64; Stanton, Aaron 6-44; Iannotti, Mark 20-41; DeSomer, Matt 3-26; Lamprakes, Israel 1-4; Iwema, Connor 1-0; Walter, Cameron 4-minus 4. Southeast Missouri-JACKSON, D. 30-186; BENDER, T. 1-47; McCULLOUGH, T. 1-4; WASHINGTON, L. 1-2; TEAM 1-minus 2.

PASSING: Southern Illinois-Iannotti, Mark 26-38-3-294. Southeast Missouri-BENDER, Tay 16-29-0-159; MANNE, Tyler 1-1-0-9.

RECEIVING: Southern Illinois-Reed, Billy 6-112; James, Darrell 5-44; Lamprakes, Israel 4-36; Jones, Jimmy 2-27; Fuehne, Adam 2-27; Isom, Daquan 2-20; Stanton, Aaron 2-8; DeSomer, Matt 1-13; Newquist, Kyle 1-10; Iwema, Connor 1-minus 3. Southeast Missouri-McROBERTS, Paul 4-51; LLOYD, Peter 4-19; WASHINGTON, L. 3-26; JACKSON, D. 2-18; McCULLOUGH, T. 1-22; DUNN, Stephen 1-20; LARSON, Logan 1-6; DAVIS, Adrian 1-6.

INTERCEPTIONS: Southern Illinois-None. Southeast Missouri-FORD, Michael 2-21; MOORE, Ryan 1-0.

FUMBLES: Southern Illinois-Iwema, Connor 2-2; Iannotti, Mark 1-1; DeSomer, Matt 1-1. Southeast Missouri-McCULLOUGH, T. 1-0.

Southern Illinois (0-2) vs. Southeast Missouri (1-1)
Date: 09-12-15 • Site: Cape Girardeau, Mo. • Stadium: Houck Stadium
Attendance: 8015

Kickoff time: 6 p.m. • End of Game: 8:59 pm • Total elapsed time: 2:59
Officials: Referee: David Siegel; Umpire: Ryan McClellan; Linesman: Calvin Diggs;
Line judge: Scott Landry; Back judge: Kurt Walderbach; Field judge: Charles Hurth;
Side judge: David Uyl;
Temperature: 67 F • Wind: NNW11mph • Weather: Clear
Ryan McCrum kicked the game-winning field goal

SACKS (UA-A): Southern Illinois-Allen, Chase 0-1; Williams, Brandon 0-1; Simon, Withney 1-0; Waithe-Alexander, K. 1-0. Southeast Missouri-DONNERSON, K. 1-0; SANDERS, Travis 1-0.

TACKLES (UA-A): Southern Illinois-Allen, Chase 2-17; James, Kenny 8-7; Simon, Withney 2-8; Barnett, Deondre 3-6; Neal, Ryan 5-1; Williams, Brandon 2-4; Vea, Jefferson 4-1; Brandt, Adam 3-1; Cameron, D.J. 2-2; Waithe-Alexander, K. 1-3; Golden, Raysean 0-4; Thompson, Anthony 1-2; Beelen, TJ 0-3; Adams, Chris 1-1; Skadeland, Josh 1-0; Isom, Daquan 1-0; Minor, Brandon 1-0; Upchurch, Dakota 0-1; Abulebeh, Tareq 0-1; Jones, Jimmy 0-1; Sylvester, Nate 0-1; Carmien, Hans 0-1; Millender, Tori 0-1. Southeast Missouri-GARRETT, Roper 2-11; MOORE, Eriq 5-4; DONNERSON, K. 7-1; FORD, Michael 6-2; COLEY, David 4-4; MOORE, Ryan 3-5; KINZER, Josh 3-4; HILL, Terrance 2-1; SANDERS, Travis 2-1; WILLSON, Joshua 2-1; WILSON, Byron 2-1; CARROL, Selwyn 1-2; SLANIA, Jon 1-2; LAUFFIL TIME, L. 0-3; HOLLOWAY, J. 2-0; DARDEN-BOX, D. 2-0; MEREDITH, Chad 1-1; BLACK, Austin 0-2; HILLS, Lawrence 0-2; McCrum, Ryan 1-0; PIERRE-LOUIS, O 0-1.

Game Starters:

Southern Illinois

Pos	##	OFFENSE
WR	17	Reed, Billy
WR	6	Iwema, Connor
LT	75	Olsen, Austin
LG	59	Meyerhoff, David
C	56	Clark, Garrett
RG	74	Notario, Jake
RT	77	Wirth, Ethan
TE	87	Fuehne, Adam
QB	19	Iannotti, Mark
RB	22	Walter, Cameron
WR	11	Lamprakes, Israel

Pos	##	DEFENSE
DE	92	Brandt, Adam
NT	93	Golden, Raysean
DE	41	Waithe-Alexander, K.
OLB	82	Williams, Brandon
ILB	5	Allen, Chase
ILB	49	Millender, Tori
CB	21	Neal, Ryan
S	31	James, Kenny
S	2	Cameron, D.J.
S	1	Thompson, Anthony
CB	24	Vea, Jefferson

Southeast Missouri

Pos	##	OFFENSE
LT	73	SNYDER, Alex
LG	74	BAKER, Garret
C	62	McCANDLESS, J.
RG	70	MABLE, Traven
RT	60	COOKE, Michael
TE	48	DUNN, Stephen
QB	3	BENDER, Tay
RB	20	JACKSON, D.
WR	1	McROBERTS, Paul
WR	7	LLOYD, Peter
WR	11	DAVIS, Adrian

Pos	##	DEFENSE
DE	92	SLANIA, Jon
NT	98	WILSON, Joshua
DE	51	SANDERS, Travis
OLB	44	HILLS, Lawrence
CB	43	GARRETT, Roper
ILB	96	LAUFFIL TIME, L.
OLB	57	MEREDITH, Chad
CB	24	MOORE, Ryan
SS	5	MOORE, Eriq
FS	14	COLEY, David
CB	4	FORD, Michael

Southern Illinois: 25-Stanton, Aaron, 3-Sullivan, Josh, 51-Isom, Daquan, 7-DeSomer, Matt, 9-Garron, Leonard, 12-Adams, Chris, 16-McCrea, Andrew, 20-Jones, Jimmy, 25-Abulebeh, Tareq, 35-Belts, Calvin, 37-Johnson, Austin, 42-Minor, Brandon, 43-Barnett, Deondre, 44-Hopson, Torre, 47-Skadeland, Josh, 48-Carmien, Hans, 50-Simon, Withney, 51-Beelen, TJ, 52-Mattson, Blake, 54-Jahнке, Josh, 80-Gardner, John, 85-James, Darrell, 88-Findlater, Shaq, 89-Newquist, Kyle, 90-Sylvester, Nate, 95-Mathewson, Derek, 99-Upchurch, Dakota.

Southeast Missouri: 6-DARDEN-BOX, D., 8-McCULLOUGH, T., 9-HILL, Terrance, 13-McEMORE, Tyler, 16-MANNE, Tyler, 21-PIERRE-LOUIS, O, 23-KINZER, Josh, 25-HOLLOWAY, J., 28-WASHINGTON, L., 29-WILSON, Byron, 31-FREEMAN, Josh, 32-ADOEYE, Aaron, 33-WILLIAMS, S., 34-DUROSIER, Steve, 35-McCRUM, Ryan, 36-COX, Zach, 42-GARRETT, Rider, 46-KNIGHT, Alex, 47-LARSON, Logan, 59-WRIGHT, Wade, 69-POPOVICH, John, 76-FORBES, Drew, 81-DONNERSON, K., 91-CARROL, Selwyn, 93-HAMPTON, Marlon, 95-KIETZMAN, L., 99-BLACK, Austin.

2015 STATISTICS

Game 3



Box Score (Final)
2015 Saluki Football
#10 Liberty vs Southern Illinois (09-26-15 at Carbondale, Ill.)



Score by Quarters	1	2	3	4	Total
Liberty	3	3	0	7	13
Southern Illinois	3	17	7	7	34

Qtr	Time	Scoring play
1st	08:23	LIBERTY - LUNSFORD, J. 39 yd field goal, 15-60 6:37
	04:56	SIU - Johnson, Austin 37 yd field goal, 12-55 3:27
2nd	09:39	SIU - Johnson, Austin 30 yd field goal, 10-78 3:08
	08:15	SIU - Stanton, Aaron 1 yd run (Johnson, Austin kick), 4-8 1:15
	02:14	SIU - Isom, Daquan 49 yd run (Johnson, Austin kick), 6-100 2:09
	00:05	LIBERTY - LUNSFORD, J. 57 yd field goal, 7-35 0:41
3rd	11:21	SIU - Iannotti, Mark 2 yd run (Johnson, Austin kick), 8-75 3:34
4th	14:57	LIBERTY - MACON, T. 1 yd run (LUNSFORD, J. kick), 17-87 6:26
	05:28	SIU - McIntosh, Matt 1 yd run (Johnson, Austin kick), 11-77 5:00

	LIBERTY	SIU
FIRST DOWNS	24	23
RUSHES-YARDS (NET)	37-81	42-255
PASSING YDS (NET)	287	227
Passes Att-Comp-Int	48-27-0	26-20-1
TOTAL OFFENSE PLAYS-YARDS	85-368	68-482
Fumble Returns-Yards	0-0	0-0
Punt Returns-Yards	1--6	0-0
Kickoff Returns-Yards	6-103	0-0
Interception Returns-Yards	1-0	0-0
Punts (Number-Avg)	1-45.0	2-38.5
Fumbles-Lost	2-2	0-0
Penalties-Yards	6-56	8-104
Possession Time	32:00	28:00
Third-Down Conversions	10 of 20	6 of 11
Fourth-Down Conversions	1 of 3	1 of 1
Red-Zone Scores-Chances	1-3	5-6
Sacks By: Number-Yards	0-0	2-15

RUSHING: Liberty-MACON, T. 10-28; ABNAR, D.J. 7-24; RICE, D. 12-22; MASHA, S. 2-8; WOODRUM, J. 5-0; KING, D. 1-minus 1. Southern Illinois-Isom, Daquan 10-123; Iannotti, Mark 9-56; McIntosh, Matt 8-46; Stanton, Aaron 7-17; DeSomer, Matt 2-11; James, Darrell 1-4; Iwema, Connor 1-1; Perkins, Chris 1-1; TEAM 3-minus 4.

PASSING: Liberty-WOODRUM, J. 26-47-0-277; MASHA, S. 1-1-0-10. Southern Illinois-Iannotti, Mark 19-24-0-208; DeSomer, Matt 1-2-1-19.

RECEIVING: Liberty-FARROW, B.J. 8-101; PARKER, Z. 7-55; SHELLS, D. 3-42; CARRINGTON, K. 3-14; KING, D. 2-18; MACON, T. 2-14; RICE, D. 1-30; JOHNSON, W. 1-13. Southern Illinois-Reed, Billy 5-87; Isom, Daquan 4-29; James, Darrell 3-46; Stanton, Aaron 3-20; Fuehne, Adam 2-9; Skadeland, Josh 1-2; Iwema, Connor 1-11; Lamprakes, Israel 1-6.

INTERCEPTIONS: Liberty-JALLOH, A. 1-0. Southern Illinois-None.

FUMBLES: Liberty-WOODRUM, J. 2-2. Southern Illinois-None.

Liberty (2-2) vs. Southern Illinois (1-2)
Date: 09-26-15 • Site: Carbondale, Ill. • Stadium: Saluki Stadium
Attendance: 11886

Kickoff time: 6 p.m. • End of Game: 9:10 pm • Total elapsed time: 3:10
Officials: Referee: Darren Haas; Umpire: Rick Demulling; Linesman: Gregory Allen;
Line judge: Kris Van Meter; Back judge: Rick Fahnestock; Field judge: Sergio DeHoyos;
Side judge: Dorrin Stewart;
Temperature: 71 • Wind: 7 ENE • Weather: Partly Cloudy

SACKS (UA-A): Liberty-None. Southern Illinois-Waithe-Alexander, K. 1-0; Williams, Brandon 1-0.

TACKLES (UA-A): Liberty-JAMES, A. 4-11; JACKSON, C. 4-5; JALLOH, A. 5-3; NEWMAN, N. 4-2; O'GRADY, J. 1-4; ROBBINS, D. 1-3; DESSOURCES, E. 1-3; SCOTT, W. 3-0; TURNER, C. 2-1; HOLLOWAY, T. 1-2; GREENE, J. 0-3; PETERS, J. 2-0; UZOWIHE, C. 0-2; AVERY, T. 0-2; WELLS, J. 1-0; GUILLORY, J. 1-0; SMITH, C. 1-0; HUNTER, M. 1-0; SPICER, M. 0-1; HOLT, G. 0-1; MAJORS, J. 0-1; WILLIAMS, J. 0-1. Southern Illinois-James, Kenny 4-12; Jackson, Markese 2-10; Allen, Chase 2-10; Cameron, D.J. 5-4; Garron, Leonard 1-8; Vea, Jefferson 5-2; Williams, Brandon 2-5; Thompson, Anthony 1-5; Neal, Ryan 2-3; Abulebbbeh, Tareq 1-3; Beelen, TJ 0-4; Golden, Raysean 0-4; Upchurch, Dakota 2-1; Waithe-Alexander, K. 2-1; Lewis, Torian 1-1; Harris, Charlie 1-0; Millender, Tori 0-1; Simon, Withney 0-1; Jones, Jimmy 0-1; Jahnke, Josh 0-1; Brandt, Adam 0-1.

Game Starters:

Liberty			Southern Illinois		
Pos	##	OFFENSE	Pos	##	OFFENSE
LT	72	SOMMER, M.	LT	75	Olsen, Austin
LG	67	HENDERMAN, M.	LG	59	Meyerhoff, David
C	70	HOLDER, L.	C	56	Clark, Garrett
RG	63	BURGESS, J.	RG	74	Notario, Jake
RT	68	HARTMAN, T.	RT	77	Wirth, Ethan
QB	6	WOODRUM, J.	QB	19	Iannotti, Mark
RB	26	RICE, D.	RB	25	Stanton, Aaron
TE	19	JOHNSON, W.	RE	51	Isom, Daquan
WR	1	PARKER, Z.	TE	87	Fuehne, Adam
WR	8	SHELLS, D.	WR	17	Reed, Billy
WR	82	FARROW, B.J.	WR	89	Lamprakes, Israel
Pos	##	DEFENSE	Pos	##	DEFENSE
DE	42	DESSOURCES, E.	DT	51	Beelen, TJ
DT	92	SPICER, N.	DT	93	Golden, Raysean
NG	76	GREENE, J.	OLB	82	Williams, Brandon
DL	52	UZOWIHE, C.	ILB	13	Jackson, Markese
LB	33	O'GRADY, J.	ILB	5	Allen, Chase
LB	9	NEWMAN, N.	OLB	9	Garron, Leonard
LB	28	JACKSON, C.	CB	21	Neal, Ryan
CB	21	SCOTT, W.	S	31	James, Kenny
CB	39	TURNER, C.	S	2	Cameron, D.J.
FS	38	JALLOH, A.	S	1	Thompson, Anthony
SS	11	JAMES, A.	CB	24	Vea, Jefferson

Liberty: 2-ABNAR, D.J., 3B-PETERS, J., 3-MASHA, S., 5-TRONS, L., 6B-HOLLOWAY, T., 7-KING, D., 14-JACKSON, Ca., 20-KAIGLER, A., 22-MACON, T., 23-GUILLORY, J., 25-FERGUSON, R., 27-JONES, C., 29-HUNTER, M., 30-ROBBINS, D., 34-MOSLEY, C., 35-TURNER, J., 36-KENNEDY, T., 41-EDWARDS, B., 46-WILLIAMS, J., 47-SCHREIBER, Z., 49-LUNSFORD, J., 51-FOX, J., 53-MAJORS, J., 54-WELLS, J., 55-AVERY, T., 57-WINSTEAD, H., 58-BROWN, D., 61-FIORDELISE, B., 66-COOK, S., 79-CAMPBELL, A., 85-CARRINGTON, K., 86-MEEKS, T., 88-BROWN, I., 89-SMITH, C., 90-BROWN, W., 93-HOLT, G., 99-WILSON, M..

Southern Illinois: 1N-Newquist, Kyle, 1W-Wibbenmeyer, Tyler, 3-Hughes, Jermaine, 3-Sullivan, Josh, 6-Iwema, Connor, 7-DeSomer, Matt, 8-McIntosh, Matt, 12-Adams, Chris, 14-Lewis, Torian, 20-Jones, Jimmy, 22-Walter, Cameron, 25-Abulebbbeh, Tareq, 28-Perkins, Chris, 33-Harris, Charlie, 35-Belts, Calvin, 37-Johnson, Austin, 39-Mixon, Jonathan, 41-Waithe-Alexander, K., 47-Skadeland, Josh, 48-Carmien, Hans, 49-Millender, Tori, 50-Simon, Withney, 52-Mattson, Blake, 53-Sylvester, Nate, 54-Jahnke, Josh, 76-Sealyb, Reid, 80-Gardner, John, 85-James, Darrell, 88-Findlater, Shaq, 92-Brandt, Adam, 95-Mathewson, Derek, 99-Upchurch, Dakota.

Game 4



Box Score (Final)
2015 Saluki Football
Southern Illinois vs Western Illinois (10-03-15 at Macomb, Ill.)



Score by Quarters	1	2	3	4	Total
Southern Illinois	0	20	7	9	36
Western Illinois	7	7	14	9	37

Qtr	Time	Scoring play
1st	12:41	WIU - Nikko Watson 27 yd run (N. Knuffman kick), 4-60 1:15
2nd	14:48	SIU - Johnson, Austin 51 yd field goal, 6-19 2:18
	12:39	SIU - Johnson, Austin 39 yd field goal, 6-13 1:29
	09:39	WIU - Taylor Hill 2 yd pass from Trenton Norvell (N. Knuffman kick), 7-75 3:00
	05:44	SIU - Jones, Jimmy 26 yd pass from Iannotti, Mark (Johnson, Austin kick), 11-75 3:55
	04:11	SIU - Williams, Brandon 26 yd blocked punt return (Johnson, Austin kick)
3rd	13:10	WIU - Nikko Watson 1 yd run (N. Knuffman kick), 4-54 1:42
	11:16	WIU - Stacey Smith 53 yd pass from Trenton Norvell (N. Knuffman kick), 1-53 0:10
	05:48	SIU - Walter, Cameron 25 yd run (Johnson, Austin kick), 12-83 5:27
4th	13:08	SIU - James, Kenny 70 yd interception return (Iannotti, Mark pass failed)
	09:35	WIU - Brett Taylor 21 yd fumble recovery (Trenton Norvell pass failed)
	05:38	SIU - Johnson, Austin 32 yd field goal, 9-28 3:44
	00:02	WIU - N. Knuffman 20 yd field goal, 9-66 1:40

	SIU	WIU
FIRST DOWNS	24	23
RUSHES-YARDS (NET)	50-194	35-195
PASSING YDS (NET)	231	333
Passes Att-Comp-Int	31-22-1	35-18-2
TOTAL OFFENSE PLAYS-YARDS	81-425	70-528
Fumble Returns-Yards	1-6	1-21
Punt Returns-Yards	2-44	1-0
Kickoff Returns-Yards	4-95	5-118
Interception Returns-Yards	2-85	1-2
Punts (Number-Avg)	4-39.5	5-30.8
Fumbles-Lost	2-1	1-1
Penalties-Yards	7-70	6-52
Possession Time	33:00	27:00
Third-Down Conversions	6 of 17	6 of 14
Fourth-Down Conversions	0 of 0	0 of 1
Red-Zone Scores-Chances	1-3	3-3
Sacks By: Number-Yards	0-0	0-0

RUSHING: Southern Illinois-Iannotti, Mark 15-65; McIntosh, Matt 7-46; Stanton, Aaron 12-30; Walter, Cameron 3-28; Isom, Daquan 9-23; DeSomer, Matt 2-5; Lamprakes, Israel 1-0; Jones, Jimmy 1-minus 3. Western Illinois-Nikko Watson 27-174; Trenton Norvell 2-17; Steve McShane 4-4; C. Westbrook 1-1; Joey Borsellino 1-minus 1.

PASSING: Southern Illinois-Iannotti, Mark 21-30-1-227; McIntosh, Matt 1-1-0-4. Western Illinois-Trenton Norvell 18-35-2-333.

RECEIVING: Southern Illinois-Jones, Jimmy 5-89; Reed, Billy 4-38; Isom, Daquan 3-15; Skadeland, Josh 2-14; Walter, Cameron 2-12; James, Darrell 1-18; Fuehne, Adam 1-13; DeSomer, Matt 1-11; Iwema, Connor 1-10; Lamprakes, Israel 1-8; Stanton, Aaron 1-3. Western Illinois-Lance Lenoir 4-120; Stacey Smith 3-96; Joey Borsellino 3-51; Adam Hoogerwerf 3-41; J. Williams 2-20; Nikko Watson 2-3; Taylor Hill 1-2.

INTERCEPTIONS: Southern Illinois-James, Kenny 1-70; Cameron, D.J. 1-15. Western Illinois-Dallas Nichols 1-minus 2.

FUMBLES: Southern Illinois-Lamprakes, Israel 1-0; McIntosh, Matt 1-1. Western Illinois-Nikko Watson 1-1.

Southern Illinois (1-3,0-1) vs. Western Illinois (2-2,1-0)
Date: 10-03-15 • Site: Macomb, Ill. • Stadium: Hanson Field
Attendance: 7125

Kickoff time: 3:05 PM • End of Game: 6:22 PM • Total elapsed time: 3:17
Officials: Referee: Jeremy Valentin; Umpire: Tony Day; Linesman: Pete Schiavone;
Line judge: Matt Griebel; Back judge: Kerry Rockwell; Field judge: Marvin Shade;

SACKS (UA-A): Southern Illinois-None. Western Illinois-None.

TACKLES (UA-A): Southern Illinois-Allen, Chase 7-6; Cameron, D.J. 4-4; Jackson, Markese 1-6; Golden, Raysean 3-3; Garron, Leonard 2-3; Thompson, Anthony 2-3; James, Kenny 1-4; Vea, Jefferson 3-1; Neal, Ryan 2-2; Williams, Brandon 1-3; Abulebbbeh, Tareq 2-0; Jones, Jimmy 1-1; Mattson, Blake 0-2; McCrea, Andrew 0-2; Brandt, Adam 0-2; Upchurch, Dakota 0-2; Skadeland, Josh 1-0; Stanton, Aaron 1-0; Sylvester, Nate 0-1; Millender, Tori 0-1. Western Illinois-Brett Taylor 8-9; Dallas Nichols 9-7; David Griffith 8-6; Aaron Diggs 6-0; John LaChapelle 2-2; M. Bishoff 0-4; Kris Harley 2-1; Timothy Smith 2-1; J. Fitzpatrick 1-2; Eddy Holtschlag 1-2; Khaleen Saunders 1-2; Gavin Ricketts 1-1; Riggs Baxter 1-1; Mick Nelson 0-2; Adam Brott 1-0; Jordan Veloz 1-0; J. Torgerson 1-0; M. Spearman 1-0; Kyle Hammonds 1-0; Trenton Norvell 1-0; Pete Swenson 0-1; Quentin Moon 0-1; Josh Smith 0-1.

Game Starters:

Southern Illinois			Western Illinois		
Pos	##	OFFENSE	Pos	##	OFFENSE
LT	75	Olsen, Austin	LT	55	Josh Baldus
LG	59	Meyerhoff, David	LG	77	J. Torgerson
C	56	Clark, Garrett	C	66	Jacob Judd
RG	74	Notario, Jake	RG	63	Ryan Ricketts
RT	77	Wirth, Ethan	RT	73	Matt Zobrist
QB	19	Iannotti, Mark	QB	14	Trenton Norvell
RB	22	Walter, Cameron	RB	41	Nikko Watson
FB	48	Carmien, Hans	WR	86	Adam Hoogerwerf
TE	87	Fuehne, Adam	WR	7	Lance Lenoir
WR	17	Reed, Billy	WR	1	Joey Borsellino
WR	6	Iwema, Connor	WR	17	Jaelon Acklin
Pos	##	DEFENSE	Pos	##	DEFENSE
DE	92	Brandt, Adam	DE	96	John LaChapelle
NT	93	Golden, Raysean	DT	92	Kris Harley
DE	41	Waithe-Alexander, K.	DT	98	Gavin Ricketts
LB	82	Williams, Brandon	DE	99	Eddy Holtschlag
LB	13	Jackson, Markese	LB	35	Adam Brott
LB	5	Allen, Chase	LB	44	Brett Taylor
LB	9	Garron, Leonard	LB	27	Blumenshine
CB	21	Neal, Ryan	CB	8	Luis Sharpe
SS	2	Cameron, D.J.	SS	38	David Griffith
FS	1	Thompson, Anthony	FS	5	Aaron Diggs
CB	24	Vea, Jefferson	CB	30	J. Fitzpatrick

Southern Illinois: 1L-Lamprakes, Israel, 25-Stanton, Aaron, 3-Sullivan, Josh, 51-Isom, Daquan, 7-DeSomer, Matt, 8-McIntosh, Matt, 12-Adams, Chris, 16-McCrea, Andrew, 20-Jones, Jimmy, 25-Abulebbbeh, Tareq, 31-James, Kenny, 35-Belts, Calvin, 37-Johnson, Austin, 39-Mixon, Jonathan, 47-Skadeland, Josh, 49-Millender, Tori, 50-Simon, Withney, 52-Mattson, Blake, 54-Jahnke, Josh, 70-Seymour, DeVondre, 76-Sealyb, Reid, 80-Gardner, John, 85-James, Darrell, 88-Findlater, Shaq, 89-Newquist, Kyle, 90-Sylvester, Nate, 95-Mathewson, Derek, 99-Upchurch, Dakota.

Western Illinois: 2-Isaiah Lesure, 3-Timothy Smith, 4-Trev Hadacsek, 6-Xavier Rowe, 9S-J. Fulkenberry, 11-Kyle Hammonds, 12-Stacey Smith, 15-J. Williams, 18-Sean McGuire, 20-Dwayne Phillips, 23-Josh Smith, 25-Dallas Nichols, 26-C. Westbrook, 31-Luke Otto, 33-N. Knuffman, 34-Steve McShane, 37-Drew Patterson, 39-Larry Harris, 42-M. Spearman, 47-M. Bishoff, 50-Pete Swenson, 51-Colin Olson, 52-Quentin Moon, 58-Riggs Baxter, 64-Thomas Kirsch, 76-Drew Wagner, 80-Khalen Saunders, 83-Adam Conrady, 87-Cal Breedlove, 89-Taylor Hill, 93-Jordan Veloz, 95-Mick Nelson.

2015 STATISTICS

Game 5



Box Score (Final)
2015 Saluki Football
Missouri State vs Southern Illinois (10-10-15 at Carbondale, Ill.)



Score by Quarters	1	2	3	4	Total
Missouri State	3	13	7	3	26
Southern Illinois	21	17	21	14	73

Qtr	Time	Scoring play
1st	14:29	SIU - Iannotti, Mark 61 yd run (Johnson, Austin kick), 2-85 0:31
	08:08	MSU - Marcelo Bonani 28 yd field goal, 10-61 2:56
	05:07	SIU - Lamprakes, Israel 17 yd pass from Iannotti, Mark (Johnson, Austin kick), 11-75 3:01
	02:37	SIU - Reed, Billy 3 yd pass from Iannotti, Mark (Johnson, Austin kick), 3-63 0:47
2nd	13:56	MSU - Malik Earl 2 yd pass from Brodie Lambert (Marcelo Bonani kick failed), 5-19 1:26
	13:29	SIU - Jones, Jimmy 60 yd pass from Iannotti, Mark (Johnson, Austin kick), 2-65 0:27
	08:55	SIU - Skadeland, Josh 19 yd pass from McIntosh, Matt (Johnson, Austin kick), 7-54 2:50
	04:30	MSU - Jason Randall 4 yd run (Marcelo Bonani kick), 4-59 0:47
3rd	00:15	SIU - Johnson, Austin 36 yd field goal, 6-36 2:18
	14:12	SIU - Allen, Chase 25 yd fumble recovery (Johnson, Austin kick)
	10:48	SIU - Mixon, Jonathan 4 yd run (Johnson, Austin kick), 6-80 2:22
	07:51	MSU - Jason Randall 2 yd run (Marcelo Bonani kick), 10-58 2:51
4th	03:34	SIU - Jones, Jimmy 5 yd pass from McIntosh, Matt (Johnson, Austin kick), 10-47 4:04
	14:28	SIU - Perkins, Chris 8 yd run (Johnson, Austin kick), 7-64 3:00
	06:34	MSU - Marcelo Bonani 24 yd field goal, 16-61 7:47
	03:13	SIU - Perkins, Chris 64 yd run (Johnson, Austin kick), 6-93 3:07

	MSU	SIU
FIRST DOWNS	18	30
RUSHES-YARDS (NET)	56-167	45-385
PASSING YDS (NET)	134	288
Passes Att-Comp-Int	25-11-0	30-21-1
TOTAL OFFENSE PLAYS-YARDS	81-301	75-673
Fumble Returns-Yards	0-0	1-25
Punt Returns-Yards	1-36	0-0
Kickoff Returns-Yards	12-280	3-80
Interception Returns-Yards	1-0	0-0
Punts (Number-Avg)	9-37.0	3-42.0
Fumbles-Lost	2-1	0-0
Penalties-Yards	6-65	8-55
Possession Time	31:17	28:43
Third-Down Conversions	6 of 21	7 of 12
Fourth-Down Conversions	2 of 2	0 of 0
Red-Zone Scores-Chances	5-5	7-7
Sacks By: Number-Yards	0-0	4-26

RUSHING: Missouri State-Ryan Heaston 23-76; Jason Randall 14-52; Breck Ruddick 9-35; Marcelo Bonani 1-12; Phoenix Johnson 4-12; Eric Christopher 1-0; Brodie Lambert 4-minus 20. Southern Illinois-Perkins, Chris 6-116; Iannotti, Mark 6-106; Isom, Daquan 7-59; McIntosh, Matt 9-42; Mixon, Jonathan 5-27; Stanton, Aaron 5-17; Jones, Jimmy 2-10; Walter, Cameron 2-8; DeSomer, Matt 1-4; TEAM 2-minus 4.

PASSING: Missouri State-Breck Ruddick 5-14-0-83; Brodie Lambert 6-11-0-51. Southern Illinois-Iannotti, Mark 17-24-1-232; McIntosh, Matt 3-5-0-44; Straub, Sam 1-1-0-12.

RECEIVING: Missouri State-Malik Earl 4-106; Erik Furmanek 1-9; Zac Hoover 1-7; Deion Holliman 1-7; Willis Chambers 1-5; Eric Christopher 1-3; Ryan Heaston 1-0; LeMarcus Stewart 1-minus 3. Southern Illinois-Jones, Jimmy 5-92; Reed, Billy 4-40; Lamprakes, Israel 3-84; Skadeland, Josh 2-32; Stanton, Aaron 2-5; Newquist, Kyle 1-20; Easley, Kennington 1-12; Mixon, Jonathan 1-5; James, Darrell 1-2; Isom, Daquan 1-minus 4.

INTERCEPTIONS: Missouri State-Eric Phillips 1-0. Southern Illinois-None.

FUMBLES: Missouri State-Brodie Lambert 1-1; LeMarcus Stewart 1-0. Southern Illinois-None.

Missouri State (1-4-0-2) vs. Southern Illinois (2-3-1-1)
Date: 10-10-15 • Site: Carbondale, Ill. • Stadium: Saluki Stadium
Attendance: 5509

Kickoff time: 6 p.m. • End of Game: 9:09 pm • Total elapsed time: 3:09

SACKS (UA-A): Missouri State-None. Southern Illinois-Brandt, Adam 1-1; Garron, Leonard 1-0; Jackson, Markese 0-1; Mattson, Blake 1-0.

TACKLES (UA-A): Missouri State-Dylan Cole 5-9; Sean Bernard 1-8; Chris Hoffmann 3-5; John Edwards 3-4; Jared Beshore 2-4; Vashon Landers 3-2; Anthony Upchurch 3-1; Darius Ivy 3-1; Tony Jones 0-4; James Barnes 2-1; Alex Jones 2-1; Colby Isbell 1-2; Brad Pryor 0-3; Eric Phillips 2-0; Cecil Bratton 0-2; Kurran Blamey 0-2; Skylar Hulse 1-0; Nick Masoner 0-1; T. Oluwafunmilola 0-1; Matt Rush 0-1; Phoenix Johnson 0-1; Tre Betts 0-1. Southern Illinois-Allen, Chase 4-7; Jackson, Markese 1-8; Thompson, Anthony 1-7; Cameron, D.J. 2-5; Adkins, Chris 0-7; James, Kenny 1-5; Golden, Raysean 0-6; Abulebebb, Tareq 2-3; Millender, Tori 1-4; Williams, Brandon 1-4; Vea, Jefferson 3-1; McCrea, Andrew 2-2; Mattson, Blake 2-2; Garron, Leonard 2-2; Simon, Withney 2-2; Lewis, Torian 1-3; Brandt, Adam 1-3; Neal, Ryan 1-3; Sylvester, Nate 0-4; Jones, Jimmy 2-1; Ingram, Devan 0-3; Upchurch, Dakota 2-0; Waihe-Alexander, K. 1-1; Belts, Calvin 0-2; Adams, Chris 0-2; Hopson, Torre 1-0; Skadeland, Josh 0-1.

Game Starters:

Missouri State			Southern Illinois		
Pos	##	OFFENSE	Pos	##	OFFENSE
LT	77	Jordan Turner	LT	75	Olsen, Austin
LG	60	Robert Booker	LG	59	Meyerhoff, David
C	65	Riley Shantz	C	56	Clark, Garrett
RG	78	Jake Lasater	RG	74	Notario, Jake
RT	68	Marq. Prophete	RT	77	Wirth, Ethan
QB	9	Brodie Lambert	QB	19	Iannotti, Mark
TE	88	Richard Darden	RB	25	Stanton, Aaron
TE	18	Erik Furmanek	TE	87	Fuehne, Adam
WR	17	Malik Earl	WR	11	Lamprakes, Israel
RB	23	Ryan Heaston	WR	17	Reed, Billy
WR	1	LeMarcus Stewart	WR	20	Jones, Jimmy
Pos	##	DEFENSE	Pos	##	DEFENSE
DE	33	Skylar Hulse	DE	92	Brandt, Adam
DT	93	James Barnes	DT	93	Golden, Raysean
DT	96	Tony Jones	OLB	82	Williams, Brandon
DE	90	Colby Isbell	ILB	13	Jackson, Markese
OLB	31	Dylan Cole	ILB	5	Allen, Chase
MLB	45	Chris Hoffmann	OLB	9	Garron, Leonard
CB	24	Darius Ivy	CB	21	Neal, Ryan
CB	10	Eric Phillips	CB	24	Vea, Jefferson
CB	3	Vashon Landers	S	2	Cameron, D.J.
FS	20	John Edwards	S	31	James, Kenny
SS	32	Anthony Upchurch	S	1	Thompson, Anthony

Missouri State: 2-Sean Bernard, 4-Matt Rush, 5-Deion Holliman, 6-Willis Chambers, 7-Tre Betts, 8-Cedric Miller, 11-Phoenix Johnson, 12-Eric Christopher, 14-Marcelo Bonani, 15-Zac Hoover, 16-Breck Ruddick, 22-Maddy Johnson, 25-Jason Randall, 28-Calan Crowder, 29-Robert Thomas, 30-Jared Beshore, 35-Kurran Blamey, 38-Eric Greeley, 39-Nick Masoner, 41-Chris Sullens, 44-Alex Jones, 48-Caleb Brimmer, 53-Colby Wickwar, 59-Easton Flaugh, 75-Cie Christensen, 79-Aaron Clardy, 86-T. Oluwafunmilola, 87-Adam St. Peter, 92-Daryl Coburn, 94-Brad Pryor, 98-Cecil Bratton.

Southern Illinois: 1W-Wibbenmeyer, Tyler, 3-Sullivan, Josh, 4-Straub, Sam, 5-Isom, Daquan, 7-DeSomer, Matt, 8-McIntosh, Matt, 12-Adams, Chris, 14-Lewis, Torian, 15-Adkins, Chris, 16-McCrea, Andrew, 18-Ingram, Devan, 22-Walter, Cameron, 25-Abulebebb, Tareq, 28-Perkins, Chris, 35-Belts, Calvin, 37-Johnson, Austin, 39-Mixon, Jonathan, 41-Waihe-Alexander, K., 42-Minor, Brandon, 44-Hopson, Torre, 45-Graham, Jaylon, 47-Skadeland, Josh, 49-Millender, Tori, 50-Simon, Withney, 52-Mattson, Blake, 54-Jahnke, Josh, 60-Griffith, Matt, 61-Podzielinski, Josh, 62-Wagner, Bryce, 64-Harris, Aaron, 70-Seymour, DeVondre, 71-Clay, Adam, 73-Stanfield, Brandon, 76-Sealy, Ben, 80-Gardner, John, 85-James, Darrell, 86-Easley, Kennington, 88-Findlater, Shaq, 89-Newquist, Kyle, 90-Sylvester, Nate, 95-Mathewson, Derek, 99-Upchurch, Dakota.

Game 6



Box Score (Final)
2015 Saluki Football
Southern Illinois vs #21 Indiana State (10-17-15 at Terre Haute, Ind.)



Score by Quarters	1	2	3	4	Total
Southern Illinois	7	7	7	15	36
Indiana State	7	10	10	12	39

Qtr	Time	Scoring play
1st	11:07	SIU - Lamprakes, Israel 5 yd pass from Iannotti, Mark (Johnson, Austin kick), 10-77 3:53
	09:15	INS - Owens, Gary 30 yd pass from Adam, Matt (Heidorn, Eric kick), 7-100 1:43
2nd	09:23	INS - Adam, Matt 43 yd run (Heidorn, Eric kick), 6-80 2:11
	07:15	SIU - Isom, Daquan 5 yd run (Johnson, Austin kick), 7-47 2:05
	00:00	INS - Heidorn, Eric 27 yd field goal, 8-57 1:10
3rd	09:10	INS - Owens, Gary 17 yd pass from Adam, Matt (Heidorn, Eric kick), 5-79 1:07
	07:38	SIU - Jones, Jimmy 16 yd pass from Iannotti, Mark (Johnson, Austin kick), 5-65 1:26
	02:34	INS - Heidorn, Eric 28 yd field goal, 12-68 5:12
4th	13:23	INS - Genesey, Roland 54 yd run (Adam, Matt pass failed), 3-58 1:00
	05:23	SIU - James, Darrell 56 yd pass from Iannotti, Mark (Johnson, Austin kick), 5-80 1:02
	03:00	INS - Owens, Gary 33 yd pass from Adam, Matt (Heidorn, Eric kick blocked), 7-75 2:23
	01:28	SIU - Iannotti, Mark 1 yd run (DeSomer, Matt rush), 9-75 1:32

	SIU	INS
FIRST DOWNS	30	29
RUSHES-YARDS (NET)	34-127	49-329
PASSING YDS (NET)	427	232
Passes Att-Comp-Int	54-38-1	30-15-0
TOTAL OFFENSE PLAYS-YARDS	88-554	79-561
Fumble Returns-Yards	0-0	0-0
Punt Returns-Yards	2-2	2-17
Kickoff Returns-Yards	3-60	3-42
Interception Returns-Yards	0-0	1-0
Punts (Number-Avg)	5-23.4	4-41.5
Fumbles-Lost	2-1	3-1
Penalties-Yards	9-94	2-20
Possession Time	29:43	30:17
Third-Down Conversions	6 of 14	4 of 13
Fourth-Down Conversions	0 of 2	0 of 1
Red-Zone Scores-Chances	4-4	3-6
Sacks By: Number-Yards	2-10	0-0

RUSHING: Southern Illinois-Isom, Daquan 12-45; Iannotti, Mark 14-44; McIntosh, Matt 2-11; Walter, Cameron 3-10; Jones, Jimmy 1-9; Lamprakes, Israel 1-5; Stanton, Aaron 1-3. Indiana State-Adam, Matt 9-123; Booker, LeMonte 25-113; Genesey, Roland 11-85; Fautanu, Lafael 2-8; Tonyan, Robert 1-1; TEAM 1-minus 1.

PASSING: Southern Illinois-Iannotti, Mark 38-54-1-427. Indiana State-Adam, Matt 14-29-0-190; Tonyan, Robert 1-1-0-42.

RECEIVING: Southern Illinois-Isom, Daquan 7-32; James, Darrell 6-119; Jones, Jimmy 6-87; Lamprakes, Israel 5-59; Reed, Billy 5-52; DeSomer, Matt 4-25; Fuehne, Adam 2-33; Walter, Cameron 2-16; Sullivan, Josh 1-4. Indiana State-Owens, Gary 5-128; Cook, Kelvin 4-20; Booker, LeMonte 3-37; Livingston, Sam 2-40; Tonyan, Robert 1-7.

INTERCEPTIONS: Southern Illinois-None. Indiana State-Starks, Travis 1-0.

FUMBLES: Southern Illinois-Isom, Daquan 2-1. Indiana State-Adam, Matt 1-1; Owens, Gary 1-0; Genesey, Roland 1-0.

Southern Illinois (2-4-1-2) vs. Indiana State (4-2-2-1)
Date: 10-17-15 • Site: Terre Haute, Ind. • Stadium: Memorial Stadium
Attendance: 7421

Kickoff time: 3:05 pm • End of Game: 6:40 pm • Total elapsed time: 3:35
Officials: Referee: Matt Gallagher; Umpire: Steve Flanagan; Linesman: Frank Bullock;
Line Judge: Gregory Allen; Back judge: Mary Abeztian; Field Judge: Steve Gfelli;
Side Judge: John Smith;
Temperature: 53 • Wind: NNE 10 • Weather: Sunny

SACKS (UA-A): Southern Illinois-Allen, Chase 1-0; Williams, Brandon 1-0. Indiana State-None.

TACKLES (UA-A): Southern Illinois-James, Kenny 7-5; Jackson, Markese 4-5; Thompson, Anthony 4-3; Allen, Chase 3-4; Williams, Brandon 4-2; Garron, Leonard 4-1; Cameron, D.J. 2-3; Vea, Jefferson 3-1; Golden, Raysean 3-1; Neal, Ryan 2-1; Millender, Tori 2-0; Abulebebb, Tareq 1-1; Brandt, Adam 1-1; Waihe-Alexander, K. 0-2; James, Darrell 1-0; Upchurch, Dakota 1-0; Skadeland, Josh 1-0; Sylvester, Nate 0-1; Newquist, Kyle 0-1; Lewis, Torian 0-1; Belts, Calvin 0-1. Indiana State-Lough, Tsai 8-8; Walker, Kendall 4-9; Thurman, Jameer 2-8; Gray, Marcus 4-4; Starks, Travis 3-2; Brown, Lonnell 3-2; Wilson, Phil 3-1; Broadus, Antoni 2-2; Underwood, Conn 3-0; Moss, Katrell 3-0; Stowers, Alex 2-0; Waller, Tyshon 1-1; Nicholls, Conrr 1-1; Lyons, Alec 0-2; Wallace, Jordan 1-0; Woods, Haki 1-0; Bennett, Jaylin 1-0; Rollins, Kenyot 1-0; Beacham, Kevin 1-0; Stephen, Jerry 1-0; Cassidy, Conlan 0-1; Walker, Lonnie 0-1.

Game Starters:

Southern Illinois			Indiana State		
Pos	##	OFFENSE	Pos	##	OFFENSE
QB	19	Iannotti, Mark	QB	11	Adam, Matt
RB	51	Isom, Daquan	RB	1	Booker, LeMonte
WR	17	Reed, Billy	TE	86	Brown, Jamar
WR	20	Jones, Jimmy	TE	42	Main, Andrew
WR	11	Lamprakes, Israel	WR	2	Livingston, Sam
TE	87	Fuehne, Adam	WR	4	Owens, Gary
LT	75	Olsen, Austin	LT	70	Vermillion, Dak
LG	59	Meyerhoff, David	LG	78	Borens, Zach
C	56	Clark, Garrett	C	60	Officer, James
RG	74	Notario, Jake	RG	67	Goebel, Evan
RT	77	Wirth, Ethan	RT	73	Collier, Presto
Pos	##	DEFENSE	Pos	##	DEFENSE
DE	92	Brandt, Adam	DL	92	Nicholls, Conrr
NT	93	Golden, Raysean	DL	99	Cassidy, Conlan
DE	41	Waihe-Alexander, K.	DL	47	Lyons, Alec
LB	82	Williams, Brandon	LB	20	Thurman, Jameer
LB	13	Jackson, Markese	DB	33	Walker, Lonnie
LB	5	Allen, Chase	LB	44	Walker, Kendall
LB	9	Garron, Leonard	LB	55	Underwood, Conn
CB	21	Neal, Ryan	DB	39	Stowers, Alex
S	2	Cameron, D.J.	DB	3	Lough, Tsai
S	31	James, Kenny	DB	38	Gray, Marcus
CB	24	Vea, Jefferson	DB	7	Starks, Travis

Southern Illinois: 1W-Thompson, Anthony, 2S-Stanton, Aaron, 3-Sullivan, Josh, 7-DeSomer, Matt, 8-McIntosh, Matt, 12-Adams, Chris, 14-Lewis, Torian, 15-Adkins, Chris, 16-McCrea, Andrew, 22-Walter, Cameron, 25-Abulebebb, Tareq, 35-Belts, Calvin, 37-Johnson, Austin, 39-Mixon, Jonathan, 47-Skadeland, Josh, 49-Millender, Tori, 50-Simon, Withney, 54-Jahnke, Josh, 60-Griffith, Matt, 70-Seymour, DeVondre, 76-Sealy, Reid, 80-Gardner, John, 85-James, Darrell, 88-Findlater, Shaq, 89-Newquist, Kyle, 90-Sylvester, Nate, 95-Mathewson, Derek, 99-Upchurch, Dakota.

Indiana State: 1W-Waller, Tyshon, 5K-Killebrew, Aaro, 8-Fautanu, Lafael, 10-Cook, Kelvin, 12-Umeh, Osborn, 13-Denton, Tyler, 18-Tonyan, Robert, 22-Wilson, Phil, 23-Wallace, Jordan, 24-Genesey, Roland, 25-Brown, Lonnell, 28-Beacham, Kevin, 30-Woods, Haki, 35-Stephen, Jerry, 37-Rollins, Kenyot, 40-Moss, Katrell, 48-Bennett, Jaylin, 49-Broadus, Antoni, 52-McGlaun, Norvel, 54-Butler, Adrian, 58-Appel, Joshua, 80-McClendon, Jacq, 83-Mitchell, James, 87-Buske, Logan, 96-Lunsford, Andre, 97-McCown, Patrick, 98-Heidorn, Eric.

2015 STATISTICS

Game 7



Box Score (Final)
2015 Saluki Football
#16 Youngstown State vs Southern Illinois (10-24-15 at Carbondale, Ill.)



Score by Quarters	1	2	3	4	OT	01	Total
Youngstown State	0	14	14	3	0	0	31
Southern Illinois	0	7	13	11	7	7	38

Qtr	Time	Scoring play
2nd	10:26	YSU - Williams, Andrew 1 yd pass from Wells, Hunter (Kennedy, Zak kick), 6-66 2:39
	09:39	SIU - Reed, Billy 63 yd pass from Iannotti, Mark (Johnson, Austin kick), 3-64 0:41
	04:59	YSU - Davis, Ricky 5 yd run (Kennedy, Zak kick), 12-81 4:36
3rd	13:23	SIU - James, Kenny 41 yd interception return (Johnson, Austin kick block)
	08:42	SIU - Iannotti, Mark 2 yd run (Johnson, Austin kick), 9-55 2:46
	04:03	YSU - Harvin, I. 7 yd pass from Wells, Hunter (Kennedy, Zak kick), 10-75 4:39
	00:08	YSU - Williams, Andrew 85 yd pass from Wells, Hunter (Kennedy, Zak kick), 2-89 0:48
4th	05:35	YSU - Kennedy, Zak 23 yd field goal, 13-67 6:32
	05:10	SIU - Isom, Daquan 75 yd pass from Iannotti, Mark (Findlater, Shaq pass from Iannotti, Mark), 3-75
	00:06	SIU - Johnson, Austin 18 yd field goal, 13-46 3:11
OT	15:00	SIU - Lamprakes, Israel 24 yd pass from Iannotti, Mark (Johnson, Austin kick), 3-25 0:00

	YSU	SIU
FIRST DOWNS	23	19
RUSHES-YARDS (NET)	46-183	48-175
PASSING YDS (NET)	324	284
Passes Att-Comp-Int	32-20-1	28-15-0
TOTAL OFFENSE PLAYS-YARDS	78-507	76-459
Fumble Returns-Yards	0-0	0-0
Punt Returns-Yards	0-0	1-1
Kickoff Returns-Yards	2-31	3-71
Interception Returns-Yards	0-0	1-41
Punts (Number-Avg)	4-29.8	4-33.8
Fumbles-Lost	1-1	2-0
Penalties-Yards	1-5	2-25
Possession Time	32:32	27:28
Third-Down Conversions	9 of 16	8 of 19
Fourth-Down Conversions	1 of 2	3 of 4
Red-Zone Scores-Chances	4-5	2-3
Sacks By: Number-Yards	1-8	0-0

RUSHING: Youngstown State-Ruiz, Martin 24-94; Davis, Ricky 6-27; Hymes, Demond 6-25; Stubbs, Andre 4-20; Webb, Jody 4-12; Kuhn, Shane 1-6; TEAM 1-minus 1. Southern Illinois-Isom, Daquan 15-69; Iannotti, Mark 17-35; Stanton, Aaron 8-31; DeSomer, Matt 3-25; Jones, Jimmy 4-17; Lamprakes, Israel 1-minus 2.

PASSING: Youngstown State-Wells, Hunter 20-31-1-324; Webb, Jody 0-1-0-0. Southern Illinois-Iannotti, Mark 14-27-0-275; DeSomer, Matt 1-1-0-9.

RECEIVING: Youngstown State-Williams, Andrew 6-150; Stubbs, Andre 6-64; Harvin, I. 4-54; Townsend, Darien 2-25; Wood, Jacob 1-21; Byrd, Robert 1-10. Southern Illinois-Jones, Jimmy 6-33; Reed, Billy 3-103; Isom, Daquan 2-98; Stanton, Aaron 2-17; Lamprakes, Israel 1-24; Iannotti, Mark 1-9.

INTERCEPTIONS: Youngstown State-None. Southern Illinois-James, Kenny 1-41.

FUMBLES: Youngstown State-Webb, Jody 1-1. Southern Illinois-DeSomer, Matt 1-0; Iannotti, Mark 1-0.

Youngstown State (3-4,1-3) vs. Southern Illinois (3-4,2-2)
Date: 10-24-15 • Site: Carbondale, Ill. • Stadium: Saluki Stadium
Attendance: 8459

Kickoff time: 6:05 pm • End of Game: 9:17 pm • Total elapsed time: 3:12
Officials: Referee: Jeremy Valentin; Umpire: Tony Day; Linesman: Pete Schiavone;
Line judge: Matthew Griebel; Back judge: Kerry Rockwell; Field judge: Marv Shade;
Side judge: Jim Rogers;
Temperature: 65 • Wind: 12 SW • Weather: Overcast

SACKS (UA-A): Youngstown State-Moss, Avery 1-0. Southern Illinois-None.

TACKLES (UA-A): Youngstown State-Smith, Jameel 6-7; Alexander, L. 3-6; Kromah, Emmanuel 3-4; Dellovade, A. 2-5; Williams, Ter. 3-3; Kelly, Jaylin 2-4; Rivers, Derek 0-5; Wright, Lee 0-5; Squirr, Cody 3-1; Rivers, David 3-1; Zaborsky, Steve 1-3; Thompson, Eric 1-3; Bishop, Kenny 1-2; Warfield, S. 1-1; Nwadiogbu, D. 1-1; Moss, Avery 1-1; Dortch, Nate 1-0; Myers, Eric 1-0; Hymes, Demond 1-0; Durden, Kenneth 0-1; Thomas, D.J. 0-1; Powell, Jalyon 0-1; Pittman, Nathan 0-1. Southern Illinois-James, Kenny 5-11; Jackson, Markese 3-9; Allen, Chase 6-4; Neal, Ryan 4-4; Thompson, Anthony 3-5; Millender, Tori 2-6; Watthe-Alexander, K. 1-6; Cameron, D.J. 1-5; Vea, Jefferson 4-1; Brandt, Adam 2-1; Golden, Raysean 1-2; Williams, Brandon 0-3; Lewis, Torian 1-1; Newquist, Kyle 0-1; Graham, Jaylon 0-1.

Game Starters:

Youngstown State

Pos	##	OFFENSE
LT	71	Fraser, Cameron
LG	77	Colucci, Dylan
C	56	Zaborsky, C.
RG	54	Bell, Matt
RT	61	Spencer, Justin
QB	6	Wells, Hunter
RB	29	Ruiz, Martin
TE	88	Wood, Jacob
TE	86	Kuhn, Shane
WR	91	Harvin, I.
WR	80	Williams, Andrew

Pos	##	DEFENSE
DE	11	Rivers, Derek
DT	66	Squirr, Cody
DT	94	Zaborsky, Steve
DE	59	Williams, Ter.
LB	5W	Wright, Lee
LB	42	Dellovade, A.
CB	8	Dortch, Nate
CB	7	Durden, Kenneth
CB	1	Thompson, Eric
SS	26	Smith, Jameel
SS	3	Alexander, L.

Southern Illinois

Pos	##	OFFENSE
LT	75	Olsen, Austin
LG	76	Sealby, Reid
C	56	Clark, Garrett
RG	74	Notario, Jake
RT	77	Wirth, Ethan
QB	19	Iannotti, Mark
RB	51	Isom, Daquan
TE	87	Fuehne, Adam
WR	17	Reed, Billy
WR	20	Jones, Jimmy
WR	1L	Lamprakes, Israel

Pos	##	DEFENSE
DE	92	Brandt, Adam
NT	93	Golden, Raysean
DE	41	Watthe-Alexander, K.
OLB	82	Williams, Brandon
ILB	13	Jackson, Markese
OLB	49	Millender, Tori
CB	21	Neal, Ryan
S	31	James, Kenny
S	2	Cameron, D.J.
S	1	Thompson, Anthony
CB	24	Vea, Jefferson

Youngstown State: 1B-Bishop, Kenny, 2-Moore, Tre', 4-Stubbs, Andre, 5-Hymes, Demond, 6P-Pinnock, Jamar, 9-Moss, Avery, 12-Lewis, Ricky, 14-Warfield, S., 15-Larkin, Avery, 16-McCrea, Andrew, 22-Walker, Cameron, 37-Johnson, Austin, 19-Hall, Deion, 20-Webb, Jody, 21-Moore, Ryan, 22-Nwadiogbu, D., 23-Sandidge, S., 25-Pittman, Nathan, 31-Rivers, David, 38-Byrd, Robert, 40-Kelly, Jaylin, 43-Sheely, Nick, 57-Wethli, Steven, 76-Ragland, Lamont, 83-Rader, Kevin, 84-Townsend, Darien, 90-Myers, Eric, 91-Smith, Savon, 92-Mesier, Donald, 93-Kromah, Emmanuel, 95-Parente, A., 99-Kennedy, Zak.

Southern Illinois: 2S-Stanton, Aaron, 3-Sullivan, Josh, 5-Allen, Chase, 7-DeSomer, Matt, 9-Garron, Leonard, 12-Adams, Chris, 14-Lewis, Torian, 15-Adkins, Chris, 16-McCrea, Andrew, 22-Walker, Cameron, 37-Johnson, Austin, 39-Mixon, Jonathan, 45-Graham, Jaylon, 47-Skadeland, Josh, 48-Carmien, Hans, 50-Simon, Withney, 54-Jahrike, Josh, 58-Cotton, Mike, 70-Seymour, DeVondre, 80-Gardner, John, 85-James, Darrell, 88-Findlater, Shaq, 89-Newquist, Kyle, 95-Mathewson, Derek, 99-Upchurch, Dakota.

Game 8



Box Score (Final)
2015 Saluki Football
#6 North Dakota State vs Southern Illinois (10-31-15 at Carbondale, Ill.)



Score by Quarters	1	2	3	4	Total
North Dakota State	7	7	7	14	35
Southern Illinois	3	7	9	10	29

Qtr	Time	Scoring play
1st	07:45	SIU - Johnson, Austin 33 yd field goal, 11-64 4:32
	06:18	NDSU - RJ Urzudowski 3 yd pass from Easton Stick (Cam Pedersen kick), 3-65 1:23
2nd	11:57	SIU - Jones, Jimmy 5 yd run (Johnson, Austin kick), 8-80 2:05
	02:15	NDSU - Chase Morlock 10 yd run (Cam Pedersen kick), 13-93 6:45
3rd	06:31	SIU - Johnson, Austin 33 yd field goal, 5-10 1:19
	05:27	NDSU - RJ Urzudowski 77 yd pass from Easton Stick (Ben LeCompte kick), 3-79 0:58
	01:40	SIU - Jones, Jimmy 25 yd pass from Iannotti, Mark (Iannotti, Mark pass failed), 11-75 3:40
4th	14:49	NDSU - King Frazier 50 yd run (Ben LeCompte kick), 4-75 1:51
	10:26	SIU - Johnson, Austin 28 yd field goal, 14-64 4:23
	09:40	NDSU - Chase Morlock 3 yd run (Ben LeCompte kick), 2-57 0:38
	00:44	SIU - Iannotti, Mark 2 yd run (Johnson, Austin kick), 16-80 4:16

	NDSU	SIU
FIRST DOWNS	23	24
RUSHES-YARDS (NET)	48-397	41-121
PASSING YDS (NET)	138	277
Passes Att-Comp-Int	18-12-1	45-28-1
TOTAL OFFENSE PLAYS-YARDS	66-535	86-398
Fumble Returns-Yards	0-0	0-0
Punt Returns-Yards	2-1	0-0
Kickoff Returns-Yards	3-69	2-47
Interception Returns-Yards	1-7	1-0
Punts (Number-Avg)	4-50.2	6-43.2
Fumbles-Lost	1-1	0-0
Penalties-Yards	6-56	8-71
Possession Time	32:42	27:18
Third-Down Conversions	7 of 12	5 of 16
Fourth-Down Conversions	0 of 0	2 of 2
Red-Zone Scores-Chances	3-6	5-5
Sacks By: Number-Yards	1-5	1-6

RUSHING: North Dakota State-King Frazier 16-177; Easton Stick 16-130; Lance Dunn 4-38; Chase Morlock 1-7; D. Shepherd 1-16; Bruce Anderson 2-9; Darius Anderson 1-4; TEAM 1-minus 1. Southern Illinois-Iannotti, Mark 24-83; Isom, Daquan 5-14; Jones, Jimmy 5-12; Mixon, Jonathan 1-9; DeSomer, Mark 4-6; TEAM 1-minus 1; Stanton, Aaron 1-minus 2.

PASSING: North Dakota State-Easton Stick 12-17-1-138; TEAM 0-1-0-0. Southern Illinois-Iannotti, Mark 28-45-1-277.

RECEIVING: North Dakota State-RJ Urzudowski 5-93; D. Shepherd 3-21; Nate Moody 1-11; Luke Albers 1-7; Chase Morlock 1-5; Lance Dunn 1-1. Southern Illinois-Lamprakes, Israel 9-100; Isom, Daquan 6-51; Jones, Jimmy 5-63; Fuehne, Adam 4-35; Reed, Billy 3-26; Stanton, Aaron 1-2.

INTERCEPTIONS: North Dakota State-CJ Smith 1-7. Southern Illinois-Adkins, Chris 1-0.

FUMBLES: North Dakota State-Lance Dunn 1-1. Southern Illinois-None.

North Dakota State (6-2,4-1) vs. Southern Illinois (3-5,2-3)
Date: 10-31-15 • Site: Carbondale, Ill. • Stadium: Saluki Stadium
Attendance: 6508

Kickoff time: 2:05 pm • End of Game: 5:26 pm • Total elapsed time: 3:21
Officials: Referee: David Siegle; Umpire: Ryan McClellan; Linesman: Calvin Diggs;
Line judge: Gary Barrett; Back judge: Kurt Walderbach; Field judge: Jeff Pasold;
Side judge: David Ivy;
Temperature: 63 • Wind: 15 S • Weather: Cloudy

SACKS (UA-A): North Dakota State-CJ Smith 1-0. Southern Illinois-Williams, Brandon 1-0.

TACKLES (UA-A): North Dakota State-Nick DeLuca 6-14; Robbie Grimsley 2-8; P. Gee-Tucker 0-9; Jordan Champion 2-6; CJ Smith 6-1; MJ Stumpf 5-2; Jaylaan Wimbury 3-3; Brad Ambrosius 1-5; Andrew Smith 2-3; Nate Tanguay 0-4; Greg Menard 0-3; Aaron Steidl 0-3; Caleb Butler 1-1; Brian Schaezt 1-1; Tre Dempsey 1-0; Jalen Allison 1-0; RJ Urzudowski 1-0; Dan Marlette 1-0; Bryce Messner 1-0; Stanley Jones 0-1. Southern Illinois-James, Kenny 6-8; Jackson, Markese 4-10; Allen, Chase 0-10; Adkins, Chris 2-5; Neal, Ryan 4-2; Vea, Jefferson 3-3; Millender, Tori 0-6; Garron, Leonard 1-4; Watthe-Alexander, K. 0-4; Williams, Brandon 2-1; Sealby, Reid 2-0; Thompson, Anthony 2-0; Golden, Raysean 0-2; Cameron, D.J. 0-2; Brandt, Adam 0-2; McCrea, Andrew 0-2; Upchurch, Dakota 0-2; Cotton, Mike 1-0; Carmien, Hans 0-1; Findlater, Shaq 0-1; Graham, Jaylon 0-1.

Game Starters:

North Dakota State

Pos	##	OFFENSE
LT	59	Joe Haeg
LG	66	Zack Johnson
C	75	Austin Kuhnert
RG	54	Jeremy Kelly
RT	78	Landon Lechler
QB	12	Easton Stick
RB	22	King Frazier
TE	88	Luke Albers
WR	20	D. Shepherd
WR	82	Zach Vraa
WR	16	RJ Urzudowski

Pos	##	DEFENSE
DE	97	Brad Ambrosius
DT	61	Brian Schaezt
NG	99	Nate Tanguay
DE	96	Greg Menard
OLB	47	P. Gee-Tucker
MLB	49	Nick DeLuca
OLB	41	MJ Stumpf
CB	6	CJ Smith
SS	35	Robbie Grimsley
FS	3	Tre Dempsey
CB	5	Jordan Champion

Southern Illinois

Pos	##	OFFENSE
LT	75	Olsen, Austin
LG	76	Sealby, Reid
C	56	Clark, Garrett
RG	74	Notario, Jake
RT	77	Wirth, Ethan
QB	19	Iannotti, Mark
RB	51	Isom, Daquan
TE	87	Fuehne, Adam
WR	17	Reed, Billy
WR	20	Jones, Jimmy
WR	1L	Lamprakes, Israel

Pos	##	DEFENSE
DE	92	Brandt, Adam
NT	93	Golden, Raysean
DE	41	Watthe-Alexander, K.
OLB	82	Williams, Brandon
ILB	13	Jackson, Markese
ILB	5	Allen, Chase
CB	21	Neal, Ryan
S	31	James, Kenny
S	2	Cameron, D.J.
S	1	Thompson, Anthony
CB	24	Vea, Jefferson

North Dakota State: 1-Chris Board, 4-D. Williams, 8-Darius Anderson, 10-Lance Dunn, 13-Eric Perkins, 18-Khayvon Hawkins, 19-Ben LeCompte, 21-Jalen Allison, 23-Jaylaan Wimbury, 25-Chase Morlock, 28-Andrew Smith, 29-Eric Bachmeier, 30-Jedre Cyr, 32-Dakota Reid, 36-Cam Pedersen, 42-Bruce Anderson, 44-Matt Plank, 45-Levi Jordheim, 46-Andrew Bonnet, 48-Dan Marlette, 51-James Fisher, 56-Caleb Butler, 62-Bryce Messner, 63-Aaron Steidl, 70-Jack Plankers, 74-Tanner Volson, 80-Nate Moody, 85-Nate Jensen, 86-Jeff Illies, 87-Connor Wentz, 90-Grant Morgan, 94-Stanley Jones.

Southern Illinois: 1W-Wibbenmeyer, Tyler, 2S-Stanton, Aaron, 3-Sullivan, Josh, 7-DeSomer, Matt, 8-McIntosh, Matt, 9-Garron, Leonard, 12-Adams, Chris, 14-Lewis, Torian, 15-Adkins, Chris, 16-McCrea, Andrew, 22-Walker, Cameron, 37-Johnson, Austin, 39-Mixon, Jonathan, 45-Graham, Jaylon, 47-Skadeland, Josh, 48-Carmien, Hans, 49-Millender, Tori, 54-Jahrike, Josh, 58-Cotton, Mike, 59-Meyerhoff, David, 60-Griffith, Matt, 70-Seymour, DeVondre, 80-Gardner, John, 88-Findlater, Shaq, 89-Newquist, Kyle, 95-Mathewson, Derek, 99-Upchurch, Dakota.

2015 STATISTICS

Game 9



Box Score (Final)
2015 Saluki Football
Southern Illinois vs South Dakota (11-07-15 at Vermillion, S.D.)



Score by Quarters	1	2	3	4	Total
Southern Illinois	7	14	7	3	31
South Dakota	7	13	7	7	34

Qtr	Time	Scoring play
1st	08:43	SIU - Iannotti, Mark 1 yd run (Johnson, Austin kick), 16-80 6:17
	02:10	USD - Saeger,Ryan 1 yd run (Bergner,Miles kick), 11-44 4:30
	12:38	USD - Bergner, Miles 30 yd field goal, 11-31 4:23
2nd	11:32	SIU - Lamprakes, Israel 2 yd pass from Iannotti, Mark (Johnson, Austin kick), 4-71 0:59
	03:22	USD - Van Roekel,B. 80 yd pass from Saeger,Ryan (Bergner,Miles kick), 1-80 0:12
	01:13	SIU - Iannotti, Mark 1 yd run (Johnson, Austin kick), 6-27 1:06
3rd	00:12	USD - Bergner, Miles 30 yd field goal, 8-56 0:55
	09:10	USD - Potter,Drew 11 yd pass from Saeger,Ryan (Bergner,Miles kick), 12-69 5:49
	08:25	SIU - Reed, Billy 79 yd pass from Iannotti, Mark (Johnson, Austin kick), 2-75 0:45
4th	10:21	SIU - Johnson, Austin 50 yd field goal, 10-42 4:00
	03:09	USD - Ramsey,Aaron 5 yd pass from Saeger,Ryan (Bergner,Miles kick), 6-19 2:12

	SIU	USD
FIRST DOWNS	18	21
RUSHES-YARDS (NET)	34-139	44-142
PASSING YDS (NET)	251	269
Passes Att-Comp-Int	40-19-2	40-26-0
TOTAL OFFENSE PLAYS-YARDS	74-390	84-411
Fumble Returns-Yards	0-0	0-0
Punt Returns-Yards	3-22	1-3
Kickoff Returns-Yards	5-103	4-69
Interception Returns-Yards	0-0	2-0
Punts (Number-Avg)	3-49.0	6-44.3
Fumbles-Lost	2-2	1-1
Penalties-Yards	7-75	10-94
Possession Time	25:02	34:58
Third-Down Conversions	8 of 17	9 of 20
Fourth-Down Conversions	2 of 3	2 of 3
Red-Zone Scores-Chances	3-3	5-6
Sacks By: Number-Yards	3-16	4-16

RUSHING: Southern Illinois-Mixon, Jonathan 8-98; Iannotti, Mark 18-26; Stanton, Aaron 7-17; TEAM 1-minus 2. South Dakota-Fredrick, M. 20-69; Saeger, Ryan 15-48; Vigneri, Anthony 3-13; Shufford, Eric 2-11; Gunn, Nate 2-5; TEAM 2-minus 4.

PASSING: Southern Illinois-Iannotti, Mark 19-40-2-251. South Dakota-Saeger, Ryan 26-39-0-269; TEAM 0-1-0-0.

RECEIVING: Southern Illinois-Reed, Billy 5-142; Lamprakes, Israel 4-44; Stanton, Aaron 3-11; Skadeland, Josh 2-19; Fuehne, Adam 2-9; Jones, Jimmy 2-8; DeSomer, Matt 1-18. South Dakota-Fredrick, M. 7-61; Shufford, Eric 6-18; Ramsey, Aaron 5-49; Meyer, Nick 2-42; Potter, Drew 2-13; Van Roekel, B. 1-80; Barkley, Kayl 1-3; Kramer, Ben 1-3; Kilgore, Khorey 1-0.

INTERCEPTIONS: Southern Illinois-None. South Dakota-Lilly, Micheal 1-0; Graham, Tyson 1-0.

FUMBLES: Southern Illinois-Iannotti, Mark 2-2. South Dakota-Anderson, Paul 1-1.

Southern Illinois (3-6-2-4) vs. South Dakota (5-4-3-3)
Date: 11-07-15 • Site: Vermillion, S.D. • Stadium: Dakota Dome
Attendance: 8012

Kickoff time: 1:05 pm • End of Game: 4:26 • Total elapsed time: 3:21
Officials: Referee: Rich Edwards; Umpire: Scott Jones; Linesman: Paul Janus;
Line judge: G. Schlimmeyer; Back judge: Justin Staehr; Field judge: Paul Stout;
Side judge: Patrick Brown;
Temperature: 72 deg • Wind: N/A • Weather: Indoors
South Dakota Head Coach Joe Glenn becomes the 76th coach in NCAA history to amass 200 victories.

SACKS (UA-A): Southern Illinois-Allen, Chase 1-0; Upchurch, Dakota 1-0; Waithe-Alexander, K. 1-0. South Dakota-Jacobs, Nick 1-0; Van Ginkel, A. 1-0; Iddings, Drew 1-0; Lage, Keyen 1-0.

TACKLES (UA-A): Southern Illinois-Allen, Chase 6-9; Jackson, Markese 4-7; James, Kenny 5-5; Cameron, D.J. 3-6; Neal, Ryan 4-4; Upchurch, Dakota 3-4; Waithe-Alexander, K. 3-2; Golden, Raysean 2-2; Vea, Jefferson 3-0; Millender, Tori 3-0; Thompson, Anthony 1-1; Barnett, Deondre 1-0; Ingram, Devan 1-0; Garron, Leonard 1-0; Carnien, Hans 1-0; Lewis, Torian 1-0; Findlater, Shaq 0-1; Jones, Jimmy 0-1. South Dakota-Lage, Keyen 5-5; Warner, Jacob 5-4; Iddings, Drew 5-1; Graham, Tyson 3-2; Wessel, John 2-3; Juhl, Adam 4-0; Harris, Adam 4-0; Tyler, Chris 3-1; Lilly, Micheal 1-3; Mertlik, Colin 1-3; Van Ginkel, A. 3-0; Jacobs, Nick 1-2; Armstead, Will 1-1; Bredl, Sean 1-1; Fisher, Clay 1-0; Lambert, Taylor 1-0; Vigneri, Anthony 0-1; Kramer, Ben 0-1; Litrenta, Jim 0-1; Kilgore, Khorey 0-1.

Game Starters:

Southern Illinois

Pos	##	OFFENSE
QB	19	Iannotti, Mark
RB	25	Stanton, Aaron
WR	17	Reed, Billy
WR	20	Jones, Jimmy
WR	11	Lamprakes, Israel
TE	87	Fuehne, Adam
LT	75	Olsen, Austin
LG	59	Meyerhoff, David
C	60	Griffith, Matt
RG	76	Sealby, Reid
RT	77	Wirth, Ethan

Pos	##	DEFENSE
DE	99	Upchurch, Dakota
NT	93	Golden, Raysean
DE	41	Waithe-Alexander, K.
OLB	82	Williams, Brandon
ILB	13	Jackson, Markese
ILB	5	Allen, Chase
OLB	9	Garron, Leonard
CB	21	Neal, Ryan
SS	2	Cameron, D.J.
FS	31	James, Kenny
CB	24	Vea, Jefferson

Southern Illinois: 1-Thompson, Anthony, 3-Sullivan, Josh, 7-DeSomer, Matt, 12-Adams, Chris, 14-Lewis, Torian, 15-Adkins, Chris, 18-Ingram, Devan, 22-Walter, Cameron, 28-Perkins, Chris, 37-Johnson, Austin, 39-Mixon, Jonathan, 43-Barnett, Deondre, 45-Graham, James, 47-Skadeland, Josh, 48-Carmien, Hans, 49-Millender, Tori, 52-Mattson, Blake, 54-Jahnke, Josh, 58-Cotton, Mike, 61-Podzielinski, Josh, 70-Seymour, DeVondre, 73-Stanfel, Brandon, 80-Gardner, John, 85-James, Darrell, 88-Findlater, Shaq, 89-Newquist, Kyle, 95-Mathewson, Derek.

South Dakota: 6-Carpenter, T., 10-Armstead, Will, 12-Kilgore, Khorey, 13-Meyer, Nick, 15-O'Farrell, Devan, 16-Berger, Miles, 18-Leohr, Jake, 19-Fisher, Clay, 23-Gunn, Nate, 25-Juhl, Adam, 26-Tyler, Chris, 30-Lambert, Taylor, 32-Moreland, Jet, 34-Vigneri, Anthony, 37-Buscarini, Colin, 38-Godsey, Brandon, 41-Potter, Drew, 43-Litrenta, Jim, 50-Hopkins, Spencer, 55-Bredl, Sean, 64-Dagel, Stetson, 80-Ramsey, Aaron, 81-Anderson, Paul, 83-Fenchel, Ethan, 84-Rambo, Danny, 85-Kramer, Ben, 90-Maag, Jon.

Game 10



Box Score (Final)
2015 Saluki Football
#6 Illinois State vs Southern Illinois (11-14-15 at Carbondale, Ill.)



Score by Quarters	1	2	3	4	Total
Illinois State	0	14	21	7	42
Southern Illinois	0	21	0	0	21

Qtr	Time	Scoring play
2nd	14:21	SIU - Fuehne, Adam 7 yd pass from Iannotti, Mark (Johnson, Austin kick), 10-48 3:06
10:44	ILS - COPRICH, Marshau 11 yd run (SLATTERY, Sean kick), 8-57 3:30	
07:39	SIU - Newquist, Kyle 14 yd pass from Iannotti, Mark (Johnson, Austin kick), 10-80 2:59	
03:07	ILS - TOWNS, Jamal 40 yd run (SLATTERY, Sean kick), 2-47 0:47	
00:04	SIU - Reed, Billy 12 yd pass from Iannotti, Mark (Johnson, Austin kick), 8-77 1:34	
3rd	11:05	ILS - ROBERSON, Tre 23 yd run (SLATTERY, Sean kick), 5-77 2:32
09:30	ILS - ROBERSON, Tre 13 yd run (SLATTERY, Sean kick), 3-20 1:26	
04:39	ILS - COPRICH, Marshau 22 yd run (SLATTERY, Sean kick), 7-82 3:06	
4th	03:31	ILS - COPRICH, Marshau 75 yd run (SLATTERY, Sean kick), 2-77 0:18

	ILS	SIU
FIRST DOWNS	16	33
RUSHES-YARDS (NET)	47-372	41-173
PASSING YDS (NET)	88	329
Passes Att-Comp-Int	13-4-1	63-42-1
TOTAL OFFENSE PLAYS-YARDS	60-460	104-502
Fumble Returns-Yards	2-87	0-0
Punt Returns-Yards	0-0	1-6
Kickoff Returns-Yards	3-72	5-90
Interception Returns-Yards	1-10	1-23
Punts (Number-Avg)	6-38.7	7-42.9
Fumbles-Lost	1-1	3-3
Penalties-Yards	5-55	5-45
Possession Time	28:19	31:41
Third-Down Conversions	6 of 14	8 of 21
Fourth-Down Conversions	1 of 1	3 of 4
Red-Zone Scores-Chances	2-4	3-5
Sacks By: Number-Yards	2-8	2-15

RUSHING: Illinois State-COPRICH, Marshau 29-254; ROBERSON, Tre 13-72; TOWNS, Jamal 2-44; MOREIRA, George 1-4; TIBBITTS, Brady 1-minus 1; Team 1-minus 1. Southern Illinois-Iannotti, Mark 24-94; McIntosh, Matt 5-26; Perkins, Chris 5-23; Stanton, Aaron 4-14; Sullivan, Josh 1-10; Mixon, Jonathan 1-8; Reed, Billy 1-minus 2.

PASSING: Illinois State-ROBERSON, Tre 4-13-1-88. Southern Illinois-Iannotti, Mark 42-63-1-329.

RECEIVING: Illinois State-GIBBS, Christian 2-50; FOWLER, Anthony 2-38. Southern Illinois-Reed, Billy 14-138; Mixon, Jonathan 11-74; Sullivan, Josh 5-30; Skadeland, Josh 3-25; Fuehne, Adam 3-20; Stanton, Aaron 3-12; Newquist, Kyle 2-26; DeSomer, Matt 1-4.

INTERCEPTIONS: Illinois State-CORWIN, Teddy 1-10. Southern Illinois-Cameron, D.J. 1-23.

FUMBLES: Illinois State-ROBERSON, Tre 1-1. Southern Illinois-Mixon, Jonathan 1-1; Perkins, Chris 1-1; Stanton, Aaron 1-1.

Illinois State (8-2-6-1) vs. Southern Illinois (3-7-2-5)
Date: 11-14-15 • Site: Carbondale, Ill. • Stadium: Saluki Stadium
Attendance: 6388

Kickoff time: 2:05 pm • End of Game: 5:23 pm • Total elapsed time: 3:18
Officials: Referee: Ron Hudson; Umpire: Edward Laco; Linesman: Ron Tomczak;
Line judge: Patrick Brown; Back judge: Jim Wojcikiewicz; Field judge: Rick Holmes;
Side judge: Gary Crull;
Temperature: 66 • Wind: 14 SW • Weather: Sunny

SACKS (UA-A): Illinois State-SWAINE, Matt 1-0; KEENE, Dalton 1-0. Southern Illinois-Cameron, D.J. 1-0; Williams, Brandon 1-0.

TACKLES (UA-A): Illinois State-GLASS, DraShane 7-4; RIVERA, Alejandr 6-5; KEENE, Dalton 5-6; HARRIS, Davontae 10-0; DONNELLY, Alex 6-4; MEEHAN, Pat 5-5; KOCOUR, Alec 3-6; CORWIN, Teddy 1-8; BURCH, Josh 4-2; ESTIME, Soniel 3-3; MCCOWN, Matt 0-4; SPACK, Brent 1-2; BOND, Nate 0-2; MOREIRA, George 0-2; CONLEY, Adam 0-2; SWAINE, Matt 1-0; PERKINS, David 1-0; NEWBOLD, La'Dari 1-0; KIRK, Luther 1-0; PETKOVICH, Tyler 1-0; BATTLE, Jalen 0-1; SLATTERY, Sean 0-1; ILOILO, Nathan 0-1; HOOPER, Blake 0-1; BARRY, Brannon 0-1. Southern Illinois-Allen, Chase 3-6; Barnett, Deondre 1-8; Thompson, Anthony 6-1; Cameron, D.J. 3-3; Jackson, Markese 0-6; Waithe-Alexander, K. 1-4; Williams, Brandon 3-1; Neal, Ryan 3-1; Adkins, Chris 0-4; Vea, Jefferson 2-1; Garron, Leonard 0-3; Upchurch, Dakota 1-1; Carnien, Hans 1-1; Sealby, Reid 1-1; Golden, Raysean 0-2; Wirth, Ethan 0-0; Mattson, Blake 0-1; Millender, Tori 0-1; Iannotti, Mark 0-1.

Game Starters:

Illinois State

Pos	##	OFFENSE
LT	76	PAWLAK, Dan
LG	77	AVALOY, Kyle
C	54	SPELMAN, Mark
RG	78	LEE, Cameron
RT	56	GELBER, Ryan
QB	5	ROBERSON, Tre
RB	25	COPRICH, Marshau
FB	30	TIBBITTS, Brady
TE	85	PETKOVICH, Tyler
WR	12	GIBBS, Christian
WR	82	WARRUM, Anthony

Pos	##	DEFENSE
DE	87	CORWIN, Teddy
DT	98	KEENE, Dalton
DT	91	CONLEY, Adam
DE	4	PERKINS, David
OLB	32	RIVERA, Alejandr
MLB	33	MEEHAN, Pat
OLB	40	DONNELLY, Alex
CB	1	BURCH, Josh
CB	10	HARRIS, Davontae
FS	14	GLASS, DraShane
SS	2	KOCOUR, Alec

Southern Illinois

Pos	##	OFFENSE
LT	75	Olsen, Austin
LG	76	Sealby, Reid
C	60	Griffith, Matt
RG	74	Notario, Jake
RT	77	Wirth, Ethan
QB	19	Iannotti, Mark
RB	25	Stanton, Aaron
TE	87	Fuehne, Adam
WR	17	Reed, Billy
WR	7	DeSomer, Matt
WR	3	Sullivan, Josh

Pos	##	DEFENSE
DE	99	Upchurch, Dakota
NT	93	Golden, Raysean
DE	41	Waithe-Alexander, K.
OLB	82	Williams, Brandon
ILB	13	Jackson, Markese
ILB	5	Allen, Chase
OLB	9	Garron, Leonard
CB	21	Neal, Ryan
SS	2	Cameron, D.J.
FS	1	Thompson, Anthony
CB	24	Vea, Jefferson

Illinois State: 6-ANDERSON, Jon-Ma, 7-MOREIRA, George, 8-NEWBOLD, La'Dari, 9-BATTLE, Jalen, 11-KIRK, Luther, 13-TOWNS, Jamal, 15-MUHAMMAD-ROGERS, 16-KOLBE, Jake, 19-FOWLER, Anthony, 28-WILLIAMS, Kyle, 29-BUMPUS, Cole, 31-HOLM, Bryce, 34-SPACK, Brent, 35-JEFFERSON, Bryce, 36-BOND, Nate, 41-HOPKINS, Theo, 42-ESTIME, Soniel, 45-GRAHAM, James, 48-ILOILO, Nathan, 55-HOOPER, Blake, 58-HELY, Dean, 60-COOPER, Camden, 81-BARRY, Brannon, 83-BIEGALSKI, Matt, 88-ATTARD, Reece, 92-SWAINE, Matt, 97-SLATTERY, Sean, 99-MCCOWN, Matt.

Southern Illinois: 8-McIntosh, Matt, 12-Adams, Chris, 14-Lewis, Torian, 15-Adkins, Chris, 22-Walter, Cameron, 28-Perkins, Chris, 35-Beltz, Calvin, 37-Johnson, Austin, 39-Mixon, Jonathan, 42-Minor, Brandon, 43-Barnett, Deondre, 47-Skadeland, Josh, 48-Carmien, Hans, 49-Millender, Tori, 50-Simon, Withney, 52-Mattson, Blake, 54-Jahnke, Josh, 58-Cotton, Mike, 61-Podzielinski, Josh, 70-Seymour, DeVondre, 80-Gardner, John, 85-James, Darrell, 86-Easley, Kennington, 88-Findlater, Shaq, 89-Newquist, Kyle, 95-Mathewson, Derek.

2015 STATISTICS

Game 11



Box Score (Final)
2015 Saluki Football
 Southern Illinois vs #15 UNI (11-21-15 at Cedar Falls, Iowa)



Score by Quarters	1	2	3	4	Total
Southern Illinois	0	14	14	0	28
UNI	14	14	14	7	49

Qtr	Time	Scoring play
1st	05:39	UNI - Smith, Tyvis 51 yd run (Schmadeke, M. kick), 4-87 1:30
	02:43	UNI - Malloy, Michael 49 yd pass from Bailey, Aaron (Schmadeke, M. kick), 3-65 1:22
2nd	07:57	SIU - Reed, Billy 8 yd pass from Iannotti, Mark (Johnson, Austin kick), 8-72 3:02
	04:48	UNI - Bailey, Aaron 4 yd run (Schmadeke, M. kick), 1-4 0:05
	01:59	UNI - Dorleant, M. 90 yd punt return (Schmadeke, M. kick)
	00:25	SIU - Isom, Daquan 4 yd pass from Iannotti, Mark (Johnson, Austin kick), 6-75 1:34
3rd	13:55	SIU - Isom, Daquan 61 yd run (Johnson, Austin kick), 3-75 1:05
	09:56	UNI - Fountain, D. 21 yd pass from Bailey, Aaron (Schmadeke, M. kick), 10-91 3:59
	09:39	SIU - Isom, Daquan 72 yd run (Johnson, Austin kick), 1-72 0:17
	03:43	UNI - Bailey, Aaron 25 yd run (Schmadeke, M. kick), 3-36 0:58
4th	06:32	UNI - Bailey, Aaron 2 yd run (Schmadeke, M. kick), 14-89 7:33

	SIU	UNI
FIRST DOWNS	18	25
RUSHES-YARDS (NET)	31-204	52-313
PASSING YDS (NET)	264	181
Passes Att-Comp-Int	40-25-0	20-14-0
TOTAL OFFENSE PLAYS-YARDS	71-468	72-494
Fumble Returns-Yards	0-0	0-0
Punt Returns-Yards	2-23	3-115
Kickoff Returns-Yards	3-62	5-94
Interception Returns-Yards	0-0	0-0
Punts (Number-Avg)	7-48.9	5-42.4
Fumbles-Lost	2-1	1-0
Penalties-Yards	4-39	5-44
Possession Time	25:47	34:13
Third-Down Conversions	5 of 16	5 of 13
Fourth-Down Conversions	1 of 2	1 of 1
Red-Zone Scores-Chances	2-4	2-2
Sacks By: Number-Yards	1-4	1-7

RUSHING: Southern Illinois-Isom, Daquan 12-145; Iannotti, Mark 15-60; Mixon, Jonathan 1-3; McIntosh, Matt 2-0; Walter, Cameron 1-minus 4. UNI-Smith, Tyvis 23-166; Bailey, Aaron 21-131; Huggins, Savon 6-16; TEAM 2-0.

PASSING: Southern Illinois-Iannotti, Mark 25-40-0-264. UNI-Bailey, Aaron 14-20-0-181.

RECEIVING: Southern Illinois-Isom, Daquan 8-68; Fuehne, Adam 6-75; James, Darrell 4-85; Reed, Billy 2-6; DeSomer, Matt 2-5; Walter, Cameron 1-20; Skadeland, Josh 1-6; Mixon, Jonathan 1-minus 1. UNI-Fountain, D. 6-58; Miller, Darrian 4-40; Malloy, Michael 2-69; Brown, Charles 1-12; Smith, Tyvis 1-2.

INTERCEPTIONS: Southern Illinois-None. UNI-None.

FUMBLES: Southern Illinois-Isom, Daquan 1-0; Iannotti, Mark 1-1. UNI-Malloy, Michael 1-0.

Southern Illinois (3-8,2-6) vs. UNI (7-4,5-3)
 Date: 11-21-15 • Site: Cedar Falls, Iowa • Stadium: UNI-Dome
 Attendance: 9915

Kickoff time: 4 p.m. • End of Game: 7:34 p.m • Total elapsed time: 3:34
 Officials: Referee: Matt Gallagher; Umpire: Steve Flanagan; Linesman: Frank Bullock;
 Line judge: Gregory Allen; Back judge: Pat Dolphin; Field judge: Steve Gfelli;
 Side judge: John Smith;
 Temperature: • Wind: • Weather:

SACKS (UA-A): Southern Illinois-Jackson, Markese 1-0. UNI-Schult, Karter 1-0.

TACKLES (UA-A): Southern Illinois-Neal, Ryan 7-0; Allen, Chase 6-1; Williams, Brandon 6-0; Cameron, D.J. 5-0; Mattson, Blake 5-0; Lewis, Torian 4-1; Vea, Jefferson 4-0; James, Kenny 4-0; Upchurch, Dakota 3-0; Barnett, Deondre 2-1; Millender, Tori 2-0; Fuehne, Adam 2-0; Thompson, Anthony 2-0; Jackson, Markese 2-0; Waithe-Alexander, K. 1-1; Golden, Raysean 1-0; James, Darrell 1-0; Findlater, Shaq 1-0; Adams, Chris 1-0; Cotton, Mike 1-0; Adkins, Chris 0-1; Simon, Withney 0-1. UNI-McMakin, Brett 8-1; Schult, Karter 6-0; Dexter, D'Shawn 5-1; Hall, Deiondre' 5-1; Kilfoy, Tim 4-1; Ales, Isaac 4-0; Farley, Jared 3-1; Reth, Adam 3-0; Young, Edwin 3-0; Whiting, Jamison 3-0; Dorleant, M. 2-0; Woods, Preston 1-1; Willson, Blake 1-0; Jennings, D. 1-0; Webb, Jordan 1-0; Neal, Rickey 0-1; Buchanan, R. 0-1.

Game Starters:

Southern Illinois			UNI		
Pos	##	OFFENSE	Pos	##	OFFENSE
QB	19	Iannotti, Mark	QB	15	Bailey, Aaron
RB	51	Isom, Daquan	RB	32	Smith, Tyvis
WR	3	Sullivan, Josh	WR	5	Miller, Darrian
WR	7	DeSomer, Matt	WR	4	Brown, Charles
WR	17	Reed, Billy	WR	10	Fountain, D.
TE	87	Fuehne, Adam	TE	85	Lehman, Braden
LT	75	Olsen, Austin	LT	79	Schleuger, C.
LG	76	Sealby, Reid	LG	70	Rathmacher, J.
C	56	Clark, Garrett	C	72	Rathje, Robert
RG	74	Notario, Jake	RG	69	Hanson, Trevor
RT	77	Wirth, Ethan	RT	77	Sweeney, Bryce
Pos	##	DEFENSE	Pos	##	DEFENSE
DE	99	Upchurch, Dakota	DE	94	Ales, Isaac
NT	93	Golden, Raysean	DT	61	Woods, Preston
DE	41	Waithe-Alexander, K.	DT	99	Reth, Adam
LB	82	Williams, Brandon	DE	93	Schult, Karter
LB	13	Jackson, Markese	LB	46	Farley, Jared
LB	5	Allen, Chase	LB	49	McMakin, Brett
LB	52	Mattson, Blake	LB	30	Dexter, D'Shawn
CB	21	Neal, Ryan	CB	2	Dorleant, M.
SS	2	Cameron, D.J.	FS	1	Hall, Deiondre'
FS	31	James, Kenny	R	24	Kilfoy, Tim
CB	24	Vea, Jefferson	CB	27	Young, Edwin

Southern Illinois: 1-Thompson, Anthony, 25-Stanton, Aaron, 8-McIntosh, Matt, 12-Adams, Chris, 14-Lewis, Torian, 15-Adkins, Chris, 22-Walter, Cameron, 35-Belts, Calvin, 37-Johnson, Austin, 39-Mixon, Jonathan, 43-Barnett, Deondre, 47-Skadeland, Josh, 48-Carmien, Hans, 49-Millender, Tori, 50-Simon, Withney, 54-Jahnke, Josh, 58-Cotton, Mike, 61-Podzielinski, Josh, 70-Seymour, DeVondre, 79-Bailey, Ben, 80-Gardner, John, 85-James, Darrell, 88-Findlater, Shaq, 89-Newquist, Kyle, 95-Mathewson, Derek.

UNI: 6-Buchanan, R., 8-Weymiller, M., 16-Cunningham, L., 20-Gray, Rashadeem, 21-Feldpausch, Joe, 22-Hendrix, Damon, 23-Allen, A.J., 26-Neal, Rickey, 28-Huggins, Savon, 29-Whiting, Jamison, 31-Malloy, Michael, 34-Browning, J., 36-Webb, Jordan, 38-Nissen, Elias, 39-Ferch, Duncan, 40-Schmadeke, M., 42-Gaeta, Griffin, 45-Rush, Shawn, 48-Peiffer, Wyatt, 56-Jennings, D., 59-Willson, Blake, 73-Putney, Justin, 82-Simpson, Trent, 87-Rohr, Sam, 90-Bieghler, Logan, 92-Kuhter, Sam.

2015 MVFC RECAP

	CONF	Pct.	PF	PA	ALL	Pct.	PF	PA	Home	Away	Neut	Streak
N. Dakota State	7-1	.875	284	133	13-2	.867	524	230	8-1	4-1	1-0	Won 9
Illinois State	7-1	.875	273	142	10-3	.769	451	276	6-1	4-2	0-0	Lost 1
S. Dakota State	5-3	.625	194	126	8-4	.667	341	208	4-2	4-2	0-0	Lost 2
Northern Iowa	5-3	.625	239	131	9-5	.643	413	274	5-1	4-4	0-0	Lost 1
Western Illinois	5-3	.625	224	260	7-6	.538	327	386	4-1	3-5	0-0	Lost 1
Youngstown State	3-5	.375	217	192	5-6	.455	323	254	3-3	2-3	0-0	Lost 2
Indiana State	3-5	.375	210	263	5-6	.455	305	346	4-2	1-4	0-0	Won 1
South Dakota	3-5	.375	152	229	5-6	.455	231	280	3-2	2-4	0-0	Lost 2
Southern Illinois	2-6	.250	292	293	3-8	.273	397	381	3-2	0-6	0-0	Lost 4
Missouri State	0-8	.000	73	389	1-10	.091	108	535	1-4	0-6	0-0	Lost 9

FIRST TEAM

QB -- Mark Iannotti, Southern Illinois 6-2 220 Sr. Schaumburg (Ill.) High / Eastern Michigan
 QB -- Tre Roberson, Illinois State 6-0 205 Sr. Indianapolis (Ind.) Lawrence Central High / Indiana
 RB -- Marshaun Coprich, Illinois State 5-9 205 Sr. Victorville (Calif.) Oak Hills High
 RB -- Nikko Watson, Western Illinois 6-0 250 Sr. Rock Island (Ill.) High
 FB -- Andrew Bonnet, North Dakota State 6-3 250 Sr. Council Bluffs (Iowa) Underwood High
 WR-- Anthony Warrum, Illinois State 6-2 190 Jr. Fishers (Ind.) Heritage Christian School
 WR-- Jake Wieneke, South Dakota State 6-4 210 So. Maple Grove (Minn.) High
 TE -- Dallas Goedert, South Dakota State 6-5 245 So. Britton (S.D.) Britton-Hecla High
 OL -- Joe Haeg, North Dakota State 6-6 310 Sr. Lake Shore (Minn.) Brainerd High
 OL -- Zack Johnson, North Dakota State 6-4 326 Jr. Apple Valley (Minn.) Eastview High
 OL -- Jacob Rathmacher, UNI 6-4 297 Sr. Story City (Iowa) Roland-Story
 OL -- Mark Spelman, Illinois State 6-3 280 Jr. Brookfield (Wis.) Marquette University High
 OL -- Ethan Wirth, Southern Illinois 6-7 283 Sr. Williamston (Mich.) High / Toledo
 PK -- Zak Kennedy, Youngstown State 6-0 160 Fr. Youngstown (Ohio) Cardinal Mooney
 LS -- Joshua Appel, Indiana State 6-2 250 Jr. Normal (Ill.) West High
 DL -- Greg Menard, North Dakota State 6-2 239 So. Lakeville (Minn.) Lakeville North High
 DL -- Derek Rivers, Youngstown State 6-5 255 Jr. Kinston (N.C.) High
 DL -- Karter Schult, UNI 6-2 265 Jr. Tripoli (Iowa) High
 DL -- Andrew Van Ginkel, South Dakota 6-4 230 Fr. Rock Valley (Iowa) High
 LB -- Dylan Cole, Missouri State 6-1 236 Jr. Rogersville (Mo.) Logan-Rogersville High
 LB -- Nick DeLuca, North Dakota State 6-3 244 Jr. Omaha (Neb.) Millard North High
 LB -- Brett McMakin, UNI 6-4 232 Jr. Overland Park (Kan.) Blue Valley West High
 LB -- Pat Meehan, Illinois State 6-1 225 Sr. Frankfort (Ill.) Lincoln-Way East
 DB-- LeRoy Alexander, Youngstown State 6-0 195 Jr. Toledo (Ohio) Whitmer High / Nebraska
 DB -- Deiondre' Hall, UNI 6--2 190 Sr. Blue Springs (Mo.) High
 DB -- Tim Kilfoy, UNI 6-1 215 Sr. Davenport (Iowa) Assumption High
 DB -- CJ Smith, North Dakota State 5-11 188 Sr. Savage (Minn.) Burnsville High
 P -- Ben LeCompte, North Dakota State 5-10 196 Sr. Barrington (Ill.) High
 RS -- Deion Holliman, Missouri State 5-9 181 So. Camden (Ark.) Fairview High

SECOND TEAM

QB -- Aaron Bailey, UNI 6-2 226 Jr. Bolingbrook (Ill.) High / Illinois
 RB -- King Frazier, North Dakota State 5-11 213 Jr. Greenwood (Mo.) Lee's Summit High / Nebraska
 RB -- Jody Webb, Youngstown State 5-9 180 Jr. Toledo (Ohio) Whitmer High
 FB -- Brady Tibbitts, Illinois State 5-10 240 Jr. Mineral Point (Wis.) High
 WR -- Lance Lenoir, Jr., Western Illinois 6-0 200 Jr. Crete (Ill.) Crete Monee High
 WR -- Billy Reed, Southern Illinois 6-1 203 Jr. Lockport (Ill.) Lockport Township
 TE -- Luke Albers, North Dakota State 6-5 250 Sr. Iola (Wis.) Iola-Scandinavia High
 TE -- Adam Fuehne, Southern Illinois 6-7 257 Sr. Damiansville (Ill.) Mater Dei Catholic
 OL -- Kyle Avaloy, Illinois State 6-5 330 Jr. Lombard (Ill.) Glenbard South
 OL -- Jacob Judd, Western Illinois 6-3 290 So. Clinton (Iowa) High
 OL -- Jeremy Kelly, North Dakota State 6-6 300 Sr. Somerset (Wis.) High / Minnesota-Crookston
 OL -- Jacob Ohnesorge, South Dakota State 6-3 280 So. Waunakee (Wis.) High
 OL -- Robert Rathje, UNI 6-3 295 Jr. Van Horne (Iowa) Benton Community High
 PK -- Miles Bergner, South Dakota 6-0 225 Jr. Longmont (Colo.) High
 LS -- James Fisher, North Dakota State 6-2 213 So. Bloomington (Minn.) Jefferson High
 DL -- Isaac Ales, UNI 6-3 268 Sr. Muscatine (Iowa) High
 DL -- Teddy Corwin, Illinois State 6-5 260 Sr. St. Louis (Mo.) DeSmet Jesuit High
 DL -- Cole Langer, South Dakota State 6-2 285 Jr. Dell Rapids (S.D.) High
 DL -- David Perkins, Illinois State 6-4 245 Sr. South Bend (Ind.) Washington High / Ohio State
 LB -- Chase Allen, Southern Illinois 6-3 240 Jr. Belleville (Ill.) Belleville East High
 LB -- T.J. Lally, South Dakota State 6-0 225 Sr. Chicago (Ill.) Marmion Academy
 LB -- Brett Taylor, Western Illinois 6-2 230 So. Macomb (Ill.) High
 LB -- Lee Wright, Youngstown State 6-1 215 So. York (S.C.) York Comprehensive
 DB -- Makinton Dorleant, UNI 5-11 185 Sr. Naples (Fla.) Lely High
 DB -- Jimmie Forsythe, South Dakota State 5-10 190 Sr. Omaha (Neb.) Burke High
 DB -- Kenny James, Southern Illinois 5-10 204 So. Columbia (Mo.) Rock Bridge High
 DB -- Travis Starks, Indiana State 5-10 190 Sr. Chicago (Ill.) St. Rita of Cascia High
 P -- Sam Kuhter, UNI 6-0 207 So. Toledo (Iowa) South Tama High
 RS -- Daquan Isom, Southern Illinois 5-8 172 Fr. Orlando (Fla.) Dr. Phillips High



STATS Final Poll

1. North Dakota State (150)	13-2
2. Jacksonville State	13-2
3. Sam Houston State	11-4
4. Richmond	10-4
5. Illinois State	10-3
6. Charleston Southern	10-3
7. McNeese State	10-1
8. Northern Iowa	9-5
9. Chattanooga	9-4
10. Portland State	9-3
11. James Madison	9-3
12. William & Mary	9-4
13. The Citadel	9-4
14. Montana	8-5
15. South Dakota State	8-4
16. Coastal Carolina	9-3
17. Colgate	9-5
18. Southern Utah	8-4
19. Fordham	9-3
20. Harvard	9-1
21. North Carolina A&T	10-2
22. Western Illinois	7-6
23. Dartmouth	9-1
24. Grambling State	9-3
25. Eastern Illinois	7-5

Coaches Final Poll

1. North Dakota State (25)	13-2
2. Jacksonville State	13-2
3. Richmond	10-4
4. Sam Houston State	11-4
5. Illinois State	10-3
6. Northern Iowa	9-5
7. Charleston Southern	10-3
8. Chattanooga	9-4
9. McNeese State	10-2
10. Portland State	9-3
11. James Madison	9-3
12. William & Mary	9-4
13. Colgate	9-5
14. Montana	8-5
15. The Citadel	9-4
16. South Dakota State	8-4
17. Coastal Carolina	9-3
18. Southern Utah	8-4
19. Fordham	9-3
20. Harvard	9-1
21. North Carolina A&T	10-2
22. Western Illinois	7-6
23. Eastern Illinois	7-5
24. Dartmouth	9-1
25. Bethune-Cookman	9-2

HEAD COACHING HISTORY



William McAndrew
1913-16, 1921-38
Record: 83-79-20

Hired at SINU in 1913 to develop a physical education department "for boys," McAndrew organized the athletics program, which previously had "club teams" and occasionally an approved team. He served as head coach, with the exception of years spent in the armed forces and while pursuing a second degree, until 1938. The stadium opened in 1938 and named in his honor in 1943, shortly after his death.



Sam Patterson
1917
Record: 2-2

Sam Patterson was a volunteer coach for SINU and filled in for one season after William McAndrew joined the armed forces during World War I.



William Lodge
1919
Record: 2-2

Like Patterson, Lodge was a fill-in for McAndrew. He also coached the basketball team and served as acting athletic director.



Glenn (Abe) Martin
1939-49
Record: 31-42-5

Abe Martin starred on the university's only unbeaten football team in 1930 and became the second alumnus to play professional football, competing for the Chicago Cardinals in 1932. As coach at SINU, Martin's biggest milestone was guiding the 1947 team to a victory in the Corn Bowl. In addition to coaching football, Martin was SINU's interim athletics director and head basketball coach in 1943 before eventually being named AD in 1945. He also revived the baseball program in 1947.



Bill Waller
1950-51
Record: 3-14-1

A Benton, Ill., native, Waller was an Illinois graduate who played professional football and baseball.



William O'Brien
1952-54
Record: 6-20

O'Brien lettered in football, baseball and track at SINU in the early 1940s. After a stint in the Marine Corps, he returned to SIU in 1952 and was named head

football coach at the age of 29. He coached until 1954, when he became director of SIU's Outdoor Recreation Department and embarked on a career as an NFL referee.



Al Kawal
1955-58
Record: 20-15-2

Before arriving at SIU, Kawal had eight years of head coaching experience at Drake and Temple. The native Chicagoan, had his best year in 1958, posting a 7-2 record, including a key, 32-31 win over Western Illinois. He was unbeaten in four seasons at SIU against Eastern Illinois and was 3-1 vs. Northern Illinois.



Carmen Piccone
1959-63
Record: 28-20

The 30-year old Piccone joined Southern Illinois' staff as an assistant coach in 1955 after serving under Al Kawal as an assistant at Temple. Piccone had been a star quarterback at Temple and captained its 1952 team. In five seasons at SIU, his teams never lost to Illinois State (4-0), Central Michigan (4-0) or Eastern Michigan (3-0). His 1960 squad won the IAC championship with a perfect 6-0 record.



Don Shroyer
1964-65
Record: 4-16

Shroyer joined SIU in 1964 after two seasons with the football St. Louis Cardinals. His only wins at SIU were over Louisville, Drake, Northern Iowa and Missouri State. He returned to the Cardinals and helped develop former Saluki quarterback Jim Hart.



Ellis Rainsberger
1966
Record: 4-5-1

Rainsberger came to SIU after serving as an assistant at Kansas. He left the Salukis after one season to become an assistant at Illinois, where he spent six years.



Dick Towers
1967-73
Record: 30-37-2

Towers was promoted to head coach after just one year as an assistant at SIU. His teams battled top competition including, Louisville, East Carolina and Oklahoma State. Towers' teams posted three seasons above .500. After leaving SIU, he returned to Kansas, later serving as AD at Kansas State.



Doug Weaver
1974-75
Record: 3-18-1

Weaver was named athletics director at SIU in 1973 and added the head football coaching duties the following year. Weaver had been an assistant at Michigan State, Missouri, Kansas and UCLA, and head coach at Kansas State prior to SIU. He resigned at SIU following the 1975 season to become the athletics director at Michigan State, where he served until retiring in 1990.



Ray Dempsey
1976-83
Record: 54-37

The Salukis became a player at the national level during Dempsey's eight-year stay, winning games against Temple, East Carolina, Fresno State, Marshall, Tulsa, West Texas and New Mexico State. His lone loss to Wichita State in 1983 cost SIU a conference title, but the Salukis ultimately won the National Championship, and Dempsey was named Division I-AA "Coach of the Year." Dempsey left Southern within a week of winning the national title and took over the football program at Memphis. After several years at Memphis, he resigned to become a full-time minister. He remains the second winningest coach in SIU history and was one of two coaches named to SIU's All-Century team, along with Jerry Kill.

HEAD COACHING HISTORY



Ray Dorr
1984-87

Record: 17-27

Dorr had the difficult task of succeeding Dempsey. His 1986 team went 7-4. A one-point loss at Kansas, after taking a late lead, will be remembered as one of the toughest defeats in school history. His teams were 3-1 against both Eastern Illinois and Illinois State. Dorr left SIU to become offensive coordinator at USC. He died in 2001 of Lou Gehrig's Disease.



Rick Rhoades
1988

Record: 4-7

Although credited with upgrading the program, the genial Rhoades resigned just two months after his first season ended. He returned "home" to Alabama where he joined the Crimson Tide's staff. He later became an assistant at Kentucky, and in 1993 was named head coach at McNeese State.



Bob Smith
1989-93

Record: 17-38

In five seasons at SIU, Smith's teams and players established numerous

offensive records. One of the most remarkable accomplishments of his five-year tenure came in 1991 when the Salukis managed to post a 7-4 record by winning the first five games of the season, rising as high as No. 15 in the national polls. The 1991 team won six games by a total of just 14 points. The club won three games by a single point.



Shawn Watson
1994-96

Record: 11-22

Watson took over at SIU after putting in impressive seasons as an assistant at Miami (Ohio). Following the 1-10 start, his teams recorded back-to-back 5-6 seasons in 1995 and 1996. His final club in 1996 got off to a 4-1 start before a five-game losing streak and 5-6 overall finish. Left SIU to become quarterbacks coach at Northwestern and is now the assistant head coach at Texas.



Jan Quarless
1997-2000

Record: 14-30

Quarless became SIU's 18th head coach in January 1997. He had previously served as an assistant with the Salukis from 1977 through 1982 under Rey Dempsey. Although his first team was 3-8, his 1999 club went 5-6 and set a new SIU scoring record.



Jerry Kill
2001-07

Record: 55-32

In seven years at the helm of SIU, Kill guided the Salukis to three-straight MVFC Conference championships and five-straight playoff appearances. In 2004, the Salukis spent 10 weeks atop the FCS polls, and Kill won the Eddie Robinson Award for Coach of the Year in FCS. Kill left SIU after the 2007 season to become head coach at Northern Illinois and is currently the head coach at Minnesota.



Dale Lennon
2008-15

Record: 51-42

Dale Lennon guided SIU to back-to-back MVFC Championships and FCS Playoff appearances in 2008 and 2009. In 2009, Lennon led the Salukis to the No. 1 national ranking for the first time since Oct. 10, 2005. The Sports Network had SIU ranked as the No. 1 team for the last three weeks of the regular season. Lennon was named the AFCA Region IV Coach of the Year as well as the MVFC Bruce Craddock Coach of the Year in both 2008 and 2009. He joined six previous league coaches to be named the conference's coach of the year in back-to-back seasons. SIU won 11-straight games in 2009 and finished with an 11-2 record. He is one of just three Saluki coaches to lead the Dawgs to a 10-win season.

Saluki Coaching Records

By Victories

Name	W	L	T	Pct.
William McAndrew	83	79	20	.511
Jerry Kill	55	32	--	.632
Rey Dempsey	54	37	--	.593
Dale Lennon	51	42	--	.548
Glenn (Abe) Martin	31	42	5	.429
Dick Towers	30	37	2	.449
Carmen Piccone	28	20	--	.583
Al Kawal	20	15	2	.568
Ray Dorr	17	27	--	.386
Bob Smith	17	38	--	.309
Jan Quarless	14	30	--	.318
Shawn Watson	11	22	--	.333
William O'Brien	6	20	--	.231
Ellis Rainsberger	4	5	1	.450
Rick Rhoades	4	7	--	.364
Don Shroyer	4	16	--	.200
Bill Waller	3	14	1	.194
Doug Weaver	3	18	1	.159
William Lodge	2	2	--	.500
Sam Patterson	2	2	--	.500

By Winning Percentage

Name	W	L	T	Pct.
Jerry Kill	55	32	--	.632
Rey Dempsey	54	37	--	.593
Carmen Piccone	28	20	--	.583
Al Kawal	20	15	2	.568
Dale Lennon	51	42	--	.548
William McAndrew	83	79	20	.511
Dick Towers	30	37	2	.449
Glenn (Abe) Martin	31	42	5	.429

By Games Coached

Name	W	L	T	Games
William McAndrew	83	79	20	182
Dale Lennon	51	48	--	93
Rey Dempsey	54	37	--	91
Jerry Kill	55	32	--	87
Glenn (Abe) Martin	31	42	5	78
Dick Towers	30	37	2	69

By Years Coached

Name	Record	Years	No.
William McAndrew	83-79-20	1913-16, 21-38	22
Glenn (Abe) Martin	31-42-5	1939-49*	10
Rey Dempsey	54-37	1976-83	8
Dale Lennon	51-42	2008-15	8
Jerry Kill	55-32	2001-07	7
Dick Towers	30-37-2	1967-73	7
Carmen Piccone	28-20	1959-63	5
Bob Smith	17-38	1989-93	5

* SIU did not compete in 1943 due to World War II

HONORS & AWARDS

First-Team All-American

Note: Only organizations recognized by the NCAA are included

Year	Pos.	Player	Honored By
1960	G	Houston Antwine	AP
1970	TE	Lionel Antoine	AFCA, Kodak
	NG	Tom Laputka	Kodak
1971	TE	Lionel Antoine	AFCA
1983	DB	Donnell Daniel	AP
	DB	Terry Taylor	AFCA, Kodak
1985	DB	John Field	DHFG
1996	P	*Mark Gagliano	AP, AFCA, Walter Camp, The Sports Network
1999	WR	#Cornell Craig	AP, AFCA, Walter Camp, The Sports Network, DHFG
2002	RB	*Muhammad Abdulqaadir	Walter Camp, The Sports Network, DHFG
2003	S	Alexis Moreland	AP
2004	C	*Elmer McDaniel	AP, Walter Camp, The Sports Network
2005	RB	Arkee Whitlock	AFCA, DHFG
2006	K	Craig Coffin	The Sports Network
	RB	#Arkee Whitlock	AP, AFCA, Walter Camp, The Sports Network
2008	G	Aaron Lockood	AFCA
	RB	Larry Warner	AP
2009	LB	*Brandin Jordan	AP, Walter Camp, The Sports Network
	RB	*Deji Karim	AP, Walter Camp, The Sports Network
	CB	Korey Lindsey	AP, AFCA
2010	CB	Korey Lindsey	AP
2011	C	Bryan Boemer	AFCA
2012	DE	Ken Boatright	AFCA
2013	TE	*MyCole Pruitt	AP, AFCA, The Sports Network, ADA
2014	TE	*MyCole Pruitt	AP, AFCA, The Sports Network, ADA, Walter Camp

(KEY: # - Unanimous; * - Consensus (must be named a first team All-American by three different organizations; AP - Associated Press; AFCA - American Football Coaches Association; TSN - The Sports Network; DHFG - Don Hansen's Football Gazette, ADA - Athletic Directors Association)

Second-Team All-American

Year	Player, Position
1960	Gene Williams, G
1995	Darnell Hendricks, DB
1996	Damon Jones, TE
1998	Karlton Carpenter, RB
2002	Alexis Moreland, DB (AP)
2003	Elmer McDaniel, C (TSN)
2004	Craig Coffin, K (AP)
	Alexis Moreland, S (AP)
2006	Will Justice, C (TSN)
2009	Korey Lindsey, CB (TSN)
2010	Korey Lindsey, CB (TSN)
2011	Bryan Boemer, C (AP, TSN)

Third-Team All-American

Year	Player, Position
1976	Andre Herrera, RB (UPI)
1981	Tom Striegel, P
1998	Karlton Carpenter, RB
2005	Arkee Whitlock, RB
2007	Chauncey Mixon, LB (TSN)
2008	Korey Lindsey, DB (TSN)
2009	David Pickard, OT (TSN)
2012	Ken Boatright, DE (TSN)
2012	MyCole Pruitt, TE (AP)

Honorable Mention All-American

Year	Player, Position
1936	Dolph Souther, C
1960	Amos Bullocks, RB
1969	Chuck Goro, DB
	Bob Hasberry, RB
1970	Brad Pancoast, QB
	Brian Newlands, LB
1976	Andre Herrera, RB (AP)
1985	Tom Baugh, OL
	John Field, DB
	Tim Redmond, OL
	Byron Mitchell, RB
	Rick Spielman, LB
1986	Ira Davis, DB
	Mel Kirksy, RB
	Ralph Van Dyke, OL
1987	Brad Crouse, DL
	David Smith, OT
1988	Brad Crouse, DL
1994	Jeff Gill, OL
1995	Darnell Hendricks, DB
2000	Tom Koutsos, RB
	Tavita Tovio, DL
2001	Bart Scott, LB
2007	Nick Hill, QB
	Darren Marquez, OT
	James Cloud, DE
	Brandin Jordan, LB
	Clayton Johnson, S
	Scott Ravanesi, P
	Craig Turner, RS

Retired Jerseys


#23 Harry Bobbitt (1961-63)

Carbondale native Harry Bobbitt died of a blood clot in July 1964, the year prior to what would have been his senior season. His number was retired after that year. One of three team captains of the 1963 team, Bobbitt caught a then program record 34 passes for 503 yards and five touchdowns.



#30 Mark Hemphill (1979)

Mark Hemphill was a football-track letterman, who had suffered a severe spinal injury during the 1979 football season. On Sept. 13, 1980, Southern Illinois University honored him with "Mark Hemphill Day" at McAndrew Stadium. A McAndrew Stadium all-time record crowd of 17,150 showed up to watch SIU beat Eastern Illinois 37-35 on that special day. More than \$30,000 dollars was raised in contributions and given to Mark's family to help in covering his various rehabilitation expenses. Illinois Governor Jim Thompson was on hand to present Mark with a plaque at halftime during which time his football jersey was retired. Mark



died a year later in St. Louis, his hometown.

#78 Jim Lovin (1946-49)

Jim Lovin, a Benton, Ill. native who is shown on the left in the picture, was the first Southern Illinois football player to have his jersey number retired. Not only was Lovin the first player in SIU's history to start every game throughout his four-year career, but he was the first Illinois Intercollegiate Athletic Conference player to be named first team All-Conference four times. The tackle was SIU's team MVP in 1948 and 1949. In the 1949 season finale, a 41-14 win over Indiana State at McAndrew Stadium, Lovin was rewarded with an opportunity to kick a PAT, which he made.



HONORS & AWARDS

Eddie Robinson Coach of the Year

Year	Coach	Finish
2003	Jerry Kill	2nd
2004	Jerry Kill	WINNER
2006	Jerry Kill	12th
2007	Jerry Kill	16th
2008	Dale Lennon	8th
2009	Dale Lennon	4th

Liberty Mutual Coach of the Year

Year	Coach
2007	Jerry Kill

AFCA Coach of the Year

Year	Coach
1983	Rey Dempsey

AFCA Regional Coach of the Year

Year	Coach
1970	Dick Towers
1983	Rey Dempsey
2003	Jerry Kill
2004	Jerry Kill
2008	Dale Lennon
2009	Dale Lennon

AFCA Assistant Coach of the Year

Year	Coach
2007	Tom Matukewicz, LB

Walter Payton Award Finalist

Year	Player	Finish
1999	Cornell Craig, WR	8th
2004	Joel Sambursky, QB	8th
2005	Joel Sambursky, QB	9th
2006	Arkee Whitlock, RB	3rd
2007	Nick Hill, QB	6th
2008	Larry Warner, RB	10th
2009	Deji Karim, RB	3rd
2014	MyCole Pruitt, TE	23rd
2015	Mark Iannotti, QB	9th

FCS Player of the Year

1999	Cornell Craig, WR
------	-------------------

College Sporting News

National Player of the Year

2006	Arkee Whitlock, RB
------	--------------------

Buck Buchanan Award Finalist

Year	Player	Finish
2003	Alexis Moreland, DB	16th
2009	Brandin Jordan, LB	9th
2010	Korey Lindsey, CB	21st

Rimington Award, Best Center

2011	Brian Boemer, C
------	-----------------

College Football Performance Awards Best Defensive Back

2010	Korey Lindsey, CB
------	-------------------

College Football Performance Awards Best Tight End

2013	MyCole Pruitt, TE
2014	MyCole Pruitt, TE

CoSIDA Academic All-American

Year	First Team
1959	Willie Brown, G
1970	Sam Finocchio, OG
1988	Chuck Harmke, RB
1991	Jon Manley, LB
	Dwayne Summers, DL
2010	Joe Allaria, WR
	Chance Coda, DE
2011	David Pickard, OT
2014	Corey Boemer, OL

Second Team

1970	Dave Petruncio, DL
2009	Mike McElroy, S
2010	David Pickard, OT
2013	Corey Boemer, OL
2014	Tyler Williamson, LB

Academic All-District

Year	Player
2003	Chris Kupec, TE
	Royal Whitaker, LB
2005	Joel Sambursky, QB
	J.T. Wise, FB
	Andrew Kernes, OT
	Tony Rinella, LB
	Brad Brachear, CB
2006	Nick Hill, QB
	J.T. Wise, FB
2008	Ryan Kernes, TE
	Mike McElroy, S
	Ryan Patton, LB
2009	Ryan Kernes, TE
	Mike McElroy, S
	Ryan Patton, LB
2010	Joe Allaria, WR
	Chance Coda, DE
	David Pickard, OT
2011	David Pickard, OT
	Mike McElroy, S
2012	Jason Stegman, LS
2013	Corey Boemer, OL
	Tyler Williamson, OLB
2014	Corey Boemer, OL
	Tyler Williamson, OLB
2015	Mark Iannotti, QB
	Billy Reed, WR

FCS Athletic Directors Association

Academic All-Star Team

Year	Player
2006	Braden Jones, TE
2008	Ryan Patton, LB
2009	Ryan Kernes, TE
	Ryan Patton, LB
2010	Chance Coda, DE
	David Pickard, OT
2011	David Pickard, OT
	Mike McElroy, S
2012	Austin Pucylowski, P
2013	Austin Pucylowski, P*
2014	Corey Boemer, OL
	Tyler Williamson, OLB
2015	Mark Iannotti, QB

*Scholar-Athlete of the Year

National Football Foundation & College Football Hall of Fame Hampshire Honor Society

Year	Player
2006	Kent DeVinney, LS
	Braden Jones, TE
	J.T. Wise, FB
2007	Nick Hill, QB
2010	Joe Allaria, WB
	Brad Briggs, S
	Jason Seaman, DE
2013	Austin Pucylowski, P
	Luke Thuston, S
2015	Mark Iannotti, QB

College Sports Journal All-Academic Team

Year	Player
2012	Austin Pucylowski, P
	Jason Stegman, LS

AFCA Good Works Team

Year	Player
2008	Larry Warner, RB

National Players of the Week

The Sports Network

10/20/03	Muhammad Abdulqaadir, RB (O)
10/31/05	Arkee Whitlock, RB (O)
9/18/06	Nick Hill, QB (O)
11/10/08	Korey Lindsey, CB (D)
11/17/08	Larry Warner, RB (O)
10/12/09	Deji Karim, RB (O)
10/26/09	Korey Lindsey, CB (D)
11/2/09	Bryce Morris, WR (SP)
11/21/11	Mike McElroy (D)
11/8/14	Cameron Walter (FR)
9/5/15	Mark Iannotti (O)

College Sporting News

9/10/07	Craig Coffin, P (SP)
9/29/08	Brandin Jordan, LB (D)
10/12/09	Deji Karim, RB (O)

Don Hansen's Football Gazette

9/21/02	Muhammad Abdulqaadir, RB (O)
9/28/02	Muhammad Abdulqaadir, RB (O)
10/5/02	Muhammad Abdulqaadir, RB (O)
10/5/02	Royal Whitaker, LB (D)
10/12/02	Muhammad Abdulqaadir, RB (O)
10/31/05	Arkee Whitlock, RB (O)

College Football Performance Awards

11/22/10	Chris Dieker, QB (O)
9/10/11	Kayon Swanson, NT (D)
10/15/12	Bryan Presume, LB (LB)
10/22/12	Anthony Thompson, S (DB)
9/9/13	MyCole Pruitt, TE (TE)
9/13/14	Mark Iannotti (Offense and QB)
9/20/14	MyCole Pruitt (TE)
9/27/14	MyCole Pruitt (TE)
	Nick Neidig (P)
10/4/14	MyCole Pruitt (TE)

Beyond Sports Network

9/10/11	Kayon Swanson, NT (D)
---------	-----------------------

(KEY: O - Offense; D - Defense;
SP - Special Teams)

HONORS & AWARDS

MVC Coach of the Year

1983 Rey Dempsey

MVFC Coach of the Year

2003 Jerry Kill
2004 Jerry Kill
2008 Dale Lennon
2009 Dale Lennon

MVFC Offensive Player of the Year

1998 Karlton Carpenter, RB
1999 Cornell Craig, WR
2004 Joel Sambursky, QB
2009 Deji Karim, RB

MVC Defensive Player of the Year

1982 John Harper, DL
1983 Donnell Daniel, DB

MVFC Newcomer of the Year

2000 Teddy Sims, LB
2002 Muhammad Abdulqaadir, RB
2004 Brandon Jacobs, RB
2011 Jewel Hampton, RB

MVFC Freshman of the Year

2002 Joel Sambursky, QB
2006 Brandin Jordan, LB

MVFC State Farm Good Neighbor Award

2008 Larry Warner, RB
2009 Tony Colletti, NT

First Team All-MVC

1977 Dan Brown, LB
1978 Hugh Fletcher, TE
Byron Honore, OL
Burnell Quinn, RB
James Phillips, DL
Mark Michuda, DL
Ron Geels, DB
1979 Kevin House, WR
Byron Honore, OL
Burnell Quinn, RB
James Phillips, DL
Joe Barwinski, LB
Oyd Craddock, DB
1980 Chris Lockwood, OL
Darrin Davis, C
James Phillips, DL
1981 Chris Lockwood, OL
Darrin Davis, C
Walter Poole, RB
John Harper, DL
Greg Shipp, DB
Tom Striegel, P
1982 John Harper, DL
Granville Butler, LB
Terry Taylor, DB
1983 Brad Pilgare, OL
Sterling Haywood, DL
Ken Foster, DL
Granville Butler, LB
Donnell Daniel, DB
Terry Taylor, DB
1985 Tom Baugh, C
John Field, DB

First Team All-MVFC

1985 Rick Spielman, LB
John Field, DB

1986 Ralph VanDyke, OL
Mel Kirksy, RB
Ira Davis, DB
1987 David Smith, OT
Brad Crouse, DL
1988 Rob Mason, OL
Brad Crouse, DL
1989 Kevin Kilgallon, LB
1990 John Roots, WR
Kevin Kilgallon, LB
1991 Mark Francis, OL
1992 Chuck Neitzel, OL
1993 Billy Swain, WR
Mike Strickland, OL
1994 Jeff Gill, OL
1995 Damon Jones, TE
Darnell Hendricks, DB
1996 Steve Jones, OL
Damon Jones, TE
Mark Gagliano, P
Coe Bonner, RB
1997 John Amtrano, P
1998 Walter Skeate, OL
Karlton Carpenter, RB
1999 Cornell Craig, WR
2000 Tom Koutsos, RB
Tavita Tovia, DL
2001 Bryan Archibald, DL
Tom Koutsos, RB
Bart Scott, LB
2002 Muhammad Abdulqaadir, RB
Alexis Moreland, DB
2003 Alexis Moreland, DB
Elmer McDaniel, C
Brandon Robinson, FB
2004 Linton Brown, DT
Brent Little, WR
Elmer McDaniel, C
Alexis Moreland, S
Joel Sambursky, QB
Royal Whitaker, LB
Linton Brown, DT
2005 Jamarquis Jordan, DB
Will Justice, C
Joel Sambursky, QB
Craig Turner, RS
Royal Whitaker, LB
Arkee Whitlock, RB
2006 Braden Jones, TE
Craig Turner, RS
Arkee Whitlock, RB
Lorenzo Wims, DE
J.T. Wise, FB
2007 James Cloud, DE
Nick Hill, QB
Clayton Johnson, S
Darren Marquez, OT
Scott Ravanasi, P
Craig Turner, RS
2008 Brandin Jordan, LB
Korey Lindsey, CB
Aaron Lockwood, G
Scott Ravanasi, P
Larry Warner, RB
2009 Chris Arthurs, NT
John Goode, FB
Brandin Jordan, LB
Deji Karim, RB
Korey Lindsey, CB
Mike McElroy, S
David Pickard, OT
Scott Ravanasi, P
2010 Bryan Boemer, C
Korey Lindsey, CB

2011 Bryan Boemer, C
Mike McElroy, S
Steve Strother, RS
2012 MyCole Pruitt, TE
Ken Boatright, DE
2013 Bryan Presume, LB
MyCole Pruitt, TE
2014 Tay Willis, RS
MyCole Pruitt, TE
2015 Mark Iannotti, QB
Ethan Wirth, OL

Second Team All-MVC

1979 Dave Callahan, DT
1982 Marvin Hinton, WR
Brad Pilgare, OT
Greg Shipp, S
1983 Fabray Collins, LB
Rick Johnson, QB
Ron Miller, K
Drew Morrison, P
Carey Shephard, TE
Greg Shipp, DB
James Stevenson, WR
Derrick Taylor, RB

Second Team All-MVFC

1986 Mark Banbury, OL
Brad Crouse, DL
John Edwards, LB
Bruce Phipps, TE
David Smith, OL
1987 Mike Carbonaro, LB
Jay Hurdle, DB
Byron Mitchell, RB
Ezell Shelton, LB
1988 Chuck Harmke, RB
1989 Willie Davis, DB
Shannon Ferbrache, DL
Wesley Yates, WR
1990 Jeff Long, DB
David Peters, P
1991 Doug Amaya, TE
Yonel Jordain, RB
John Manley, DL
Justin Roebuck, WR
Tom Roth, OL
Dwayne Summers, DL
1992 Wayne Manu, DL
Anthony Perry, RB
Justin Roebuck, WR
Clint Smothers, DB
Mike Strickland, OL
1993 Jim Cravens, DB
1994 Mark Gagliano, P
Damon Jones, TE
1995 Karlton Carpenter, RB
1996 Reggie Fowler, WR
1997 Cornell Craig, WR
Freddie Taylor, DB
1998 John Amtrano, P
Cornell Craig, WR
Jim Lawhorn, OL
1999 Jim Lawhorn, OL
2000 Bryan Archibald, DL
Teddy Sims, LB
2002 Mike Fritzler, C
2003 Billy Beard, DE
Tom Koutsos, RB
Wes Proctor, OT
Joel Sambursky, QB
Royal Whitaker, LB
2004 Brian Akins, OT
Craig Coffin, K
Brandon Jacobs, RB

Frank Johnson, S
Jeff Jones, DT
Jamarquis Jordan, S
Chris Kupec, TE
Matt Miller, OT
Arkee Whitlock, RB
2005 Jared Green, G
Frank Johnson, S
Chris Kupec, TE
Brent Little, WR
Lionel Williams, DT
J.T. Wise, FB
2006 Brandon Bruner, CB
Craig Coffin, K
Micah King, DE
2007 Justin Allen, WR
Rick Burgess, FB
Brandin Jordan, LB
Aaron Lockwood, G
Larry Luster, DT
Chauncey Mixon, LB
John Randle, RB
2008 James Cloud, LB
Mike Farrell, C
Chauncey Mixon, LB
Marty Rodgers, S
2009 Joe Allaria, WR
Bryan Boemer, C
Kyle Dougherty, K
Deji Karim, RS
Chauncey Mixon, LB
2010 Chance Coda, DE
John Goode, FB
David Pickard, OT
Stephen Franklin, LB
Jewel Hampton, RB
David Pickard, OT
Kayon Swanson, NT
2012 Jayson DiManche, LB
2013 Thomas Kinney, K
2014 Corey Boemer, OL
Thor Hadfield, LS
2015 Chase Allen, LB
Adam Fuehne, TE
Daquan Isom, RS
Kenny James DB
Billy Reed, WR

Honorable Mention All-MVC

1977 Oyd Craddock, DB
1978 Oyd Craddock, DB
1979 Jim Farley, DE
Larray Kavanagh, TE
Tom Piha, NG
1982 Pierre Pugh, TE

Honorable Mention All-MVFC

1988 Ron Kirk, DL
1990 Mark Francis, OL
Yogi Henderson, TE
Jason Jakovich, OL
Tim Wells, DB
1991 Brian Downey, QB
Rob Moran, LB
Anthony Perry, RB
Clint Smothers, DB
Mike Strickland, OL
1992 Scott Gabbert, QB
Jason Jakovich, OL
Yonel Jordain, RB
1993 LaVance Banks, WR
Jason Jakovich, OL
Jim Ramsey, OL
Dave Smith, TE
Clint Smothers, LB

HONORS & AWARDS

1994 Tommy Anderson, LB
Reggie Fowler, WR
Darnell Hendricks, DB

1995 Mark Gagliano, P
Larry Mullins, OL
Brian Tranchitella, LB

1996 C.J. McDavid, DB
Dave Smith, TE
Lawrence Watkins, OL

1997 Jason Krivis, OL
Walter Skeate, OL
Tavita Tovio, DL

1998 Bart Scott, LB
Kent Skornia, QB
Tavita Tovio, DL

1999 Scott Everhart, K
Brandon Frick, OL
Tom Koutsos, RB

2000 Brian Broussard, DL
LaMarcus Spillers, LB
Dante Stovall, LB

2001 Mike Fritzler, C
Chad Graefen, OT
Jon Pendergrass, DB

2002 Courtney Abbott, WR
Brian Akins, OT
Joel Sambursky, QB

2003 Linton Brown, DT
Frank Johnson, S
Brent Little, WR

2004 Yemi Akisanya, CB
Brandon Bruner, CB
Andrew Franklin, DE

2005 Kellen Allen, WR
Phillip Doyle, LB
Mark Philipp, DT

2006 Brandin Jordan, LB
Aaron Lockwood, G
Darren Marquez, OT

2007 Ryan Kernes, TE
Shawn Smith, G
Alan Turner, WR

2008 Chris Arthurs, NT
Marc Cheatham, WR
Chris Dieker, QB
Kyle Dougherty, K
John Goode, FB
Ryan Kernes, TE

2009 Chris Dieker, QB
Ryan Kernes, TE
Marty Rodgers, S

2010 Joe Allaria, WR
Jayson DiManche, LB
Kyle Dougherty, K

2011 Ken Boatright, DE
Jackson MacLachlan, K
MyCole Pruitt, TE

2012 LaSteven McKinney, RS
Austin Pucylowski, P
Richard Wilson, OT

2013 John Lantz, WR
LaSteven McKinney, RS
Austin Pucylowski, P

2014 Hans Carmien, FB
Tyler Williamson, OLB
LaSteven McKinney, RS

2015 Jake Notario, OL
Brandon Williams, LB

MVFC All-Newcomer Team

1994 Darnell Hendricks, DB
Damon Jones, TE
Arglista Scott, DL

1995 Karlton Carpenter, RB

Darryl Holland, DL
Hassan McCullough, DB
C.J. McDavid, DB
Danny Smith, QB

1996 Ryan Hallahan, LB
Jason Krivis, OL

1997 John Amitrano, P
Kent Skornia, QB
Tavita Tovio, DL

1998 Bart Scott, LB

1999 Sherard Poteete, QB
Scott Everhart, K
Tom Koutsos, RB

2001 Justin George, WR
Alexis Moreland, S
Jon Pendergrass, S

2002 Courtney Abbott, WR
Muhammad Abdulqaadir, RB
Joel Sambursky, QB
Royal Whitaker, LB

2003 Linton Brown, DT
James Fields, DE
Frank Johnson, S
Jamarquis Jordan, S
Elmer McDaniel, C

2004 Brandon Jacobs
Craig Turner, FB
Arkee Whitlock, RB

2005 Darren Marquez, OT
Jimmy Wegerer, G
Lorenzo Wims, DE

2006 Brandin Jordan, LB
Chauncey Mixon, LB
John Randle, RB
Scott Ravanese, P
Shawn Smith, G
Andre Tillman, DT

2007 Larry Warner, RB

2008 Marc Cheatham, WR
John Goode, FB

2009 Paul McIntosh, QB
Kyle Russo, DE

2010 Shariff Harris, RB
Austin Pucylowski, P

2011 Jewel Hampton, RB
Ken Boatright, DE
MyCole Pruitt, TE

2012 Tyler Williamson, LB

2013 Malcolm Agnew, RB
Thomas Kinney, K

2014 Mark Iannotti, QB

2015 Daquan Isom, RB
Jimmy Jones, WR
Jefferson Vea, DB

MVFC Silver Anniversary Team (Announced in 2009)

Craig Coffin, Cornell Craig, Alexis Moreland, Scott Ravanese, Joel Sambursky, Craig Turner, Arkee Whitlock

MVFC All-Decade Team Honorable Mention (Announced in 1994)

Mike Strickland, Billy Swain

MVFC President's Academic Excellence Award

1988 Matt Herzberg, DL
1991 Jon Manley, LB
1994 Joel Wardynski, RB
1997 Jason Krivis, T
2007 Ryan Beeler, WR
2008 Jon Habbe, FB
Ryan Patton, LB

2009 Tony Colletti, NG
Ryan Kernes, TE
David Pickard, OT
B.J. Thompson, WR

2010 Joe Allaria, WR
Brad Briggs, S
Chance Coda, DE
Connor James, ILB

2011 Mike McElroy, S
Jason Stegman, LS

2014 Corey Boemer, OL
Colin Bultinck, P
Thor Hadfield, LS
Blake Mattson, LB

2015 Chris Adams, K
Mark Iannotti, QB
Billy Reed, WR

MVC All-Academic First Team

1979 Joe Barwinski, LB
Dave Callahan, DL
Oyd Craddock, DB
Mark Mielock, OT
James Phillips, DT

MVFC All-Academic First Team

1994 Mark Gagliano, P
1995 Mark Gagliano, P
Ryan Given, K
Mark Gagliano, P

1996 Jason Krivis, OL

1997 Jason Krivis, OL

2003 Joel Sambursky, QB

2004 Chris Kupec, TE
Tony Rinella, LB
Joel Sambursky, QB

2005 Brad Brachear, CB
Chris Kupec, TE
Joel Sambursky, QB

2006 Nick Hill, QB
Braden Jones, TE

2007 Rick Burgess, RB
Nick Hill, QB
Ryan Kernes, TE
Scott Ravanese, P

2008 Ryan Kernes, TE
Ryan Patton, LB

2009 Joe Allaria, WR
Ryan Kernes, TE
Ryan Patton, LB

2010 Joe Allaria, WR
Chance Coda, DE
David Pickard, OT

2011 Connor James, LB
David Pickard, OT

2012 Austin Pucylowski, P

2013 Corey Boemer, OL
Austin Pucylowski, P
Tyler Williamson, LB

2014 Corey Boemer, OL
Tyler Williamson, OLB

2015 Mark Iannotti, QB
Billy Reed, WR

MVFC All-Academic Second Team

1994 Brad Bohannon, K
Ryan Given, K
Bryan Hawkins, OL
Brian Prudent, DL
Tony Seman, LB

1995 Tony Seman, LB

1996 Reggie Fowler, WR
Bryan Noltbertowicz, FB
Nate Orsburn, OL

1998 Jim Lawhorn, OL

1999 Mark Shasteen, WR

2000 Scott Everhart, K
Matt Scheffler, OL

2001 Bryan Archibald, DL
Scott Everhart, K
Mark Shasteen, WR
Matt Anderson, OL

2002 Scott Everhart, K
Matt Scheffler, DT
Royal Whitaker, LB

2003 Phillip Doyle, LB

2004 Matt Miller, OT

2005 Andrew Kernes, OT
Tony Rinella, LB

2006 Andrew Kernes, OT
J.T. Wise, FB

2007 Justin Allen, WR
Andrew Kernes, OT
Ryan Patton, LB

2008 Mike McElroy, S

2009 Chance Coda, DE
Mike McElroy, S
David Pickard, OT

2011 Austin Pucylowski, P
Joe Okon, LB

2012 Corey Boemer, G
Joe Okon, LB
Jason Stegman, LS

MVFC All-Academic Honorable Mention

1994 Ryan Peterson, OL

1996 Kevin Skinkis, OL
Brian Walker, RB
Reggie Fowler, WR

1997 Jim Lawhorn, OL

1999 Mark Shasteen, WR

2000 Chad Graefen, OT
Tom Koutsos, RB

2001 Brad Brachear, CB
Chris Kupec, TE

2004 Brad Brachear, CB
Marlon Heaston, S
J.T. Wise, FB

2005 Phillip Doyle, LB
Craig Turner, RB
J.T. Wise, FB

2006 Ryan Beeler, WR
Jon Cairns, QB
Trevor Moe, LB

2007 Ryan Beeler, WR

2008 Joe Allaria, WR
Mike Farrell, C

2009 Tony Colletti, NT
Jason Seaman, DE

2010 Brad Briggs, S
Jason Seaman, DE

2011 Jason Stegman, LS

2013 Chris Adams, K

2014 Chase Allen, ILB
Thor Hadfield, LS

2015 Chase Allen, LB

HONORS & AWARDS

MVC Offensive Player of the Week

11/23/74 Bruce Puhr, WR
10/11/75 Leonard Hopkins, QB
9/22/76 Andre Herrera, RB
11/5/77 Burnell Quinn, RB
9/15/79 Kevin House, WR
10/13/79 Gerald Carr, QB
10/27/79 Burnell Quinn, RB
9/18/82 Rick Johnson, QB
10/1/83 Rick Johnson, QB

MVFC Offensive Player of the Week

9/29/85 Byron Mitchell, RB
9/7/87 Paul Patterson, RB
10/19/87 Fred Gibson, QB
9/3/88 Fred Gibson, QB
10/15/88 Chuck Harmke, FB
11/19/88 Joe Cook, SE
10/1/89 Scott Gabbert, QB
10/8/89 Scott Gabbert, QB
9/10/90 Brian Downey, QB
9/2/91 Brian Downey, QB
9/9/91 Greg Brown, RB
9/19/92 Scott Gabbert, QB
10/10/92 Scott Gabbert, QB
11/21/92 Scott Gabbert, QB
9/23/95 Damon Jones, TE
10/4/95 Danny Smith, QB
11/2/96 Coe Bonner, RB
9/27/97 Karlton Carpenter, RB
9/19/98 Kent Skornia, QB
11/14/98 Karlton Carpenter, RB
9/12/99 Sherard Poteete, QB
9/19/99 Tom Koutsos, RB
11/21/99 Cornell Craig, WR
9/9/00 Tom Koutsos, RB
9/16/00 Tom Koutsos, RB
9/21/02 Muhammad Abdulqadir, RB
9/28/02 Muhammad Abdulqadir, RB
10/5/02 Muhammad Abdulqadir, RB
10/12/02 Muhammad Abdulqadir, RB
10/6/03 Joel Sambursky, QB
10/18/03 Muhammad Abdulqadir, RB
11/2/03 Joel Sambursky, QB
9/4/04 Brandon Jacobs, RB
11/13/04 Joel Sambursky, QB
10/31/05 Arkee Whitlock, RB
9/18/06 Nick Hill, QB
10/18/06 Arkee Whitlock, RB
11/19/06 Arkee Whitlock, RB
9/8/07 Nick Hill, QB
11/17/07 Nick Hill, QB
9/7/08 Larry Warner, RB
11/2/08 Larry Warner, RB
10/11/09 Deji Karim, RB
11/1/09 Paul McIntosh, QB
11/8/09 Deji Karim, RB
11/21/10 Chris Dieker, QB
10/6/13 Kory Faulkner, QB
9/5/15 Mark Iannotti, QB

MVC Defensive Player of the Week

10/8/75 Kevin Woods, DB
9/14/77 John Palermo, DB
10/5/77 Ron Geels, DB
9/23/78 Mark Michuda, DE
9/8/79 James Phillips, LB
10/6/79 Oyd Craddock, DB

11/10/79 Rick Bielecki, LB
9/4/82 Terry Taylor, DB
10/16/82 Granville Butler, LB
10/23/82 Granville Butler, LB
9/3/83 Terry Taylor, DB
9/10/83 Donnell Daniel, DB
9/24/83 Donnell Daniel, DB
10/15/83 Fabray Collins, LB
10/22/83 Granville Butler, LB

MVFC Defensive Player of the Week

10/11/86 Brad Crouse, MG
10/18/86 Ezell Shelton, LB
11/8/86 Mike Carbonaro, LB
10/5/87 Mike Carbonaro, LB
10/22/88 Shannon Ferbach, DE
9/23/91 Derrick Faulkner, CB
9/30/91 Clint Smothers, FS
9/13/93 Ron Hubbard, DT
10/22/94 Tony Seman, LB
9/14/96 C.J. McDavid, DB
9/13/97 Freddie Taylor, DB
9/12/98 Orlando Rogers, DB
11/11/00 Teddy Sims, LB
10/5/02 Royal Whitaker, LB
10/9/04 Alexis Moreland, S
10/16/04 Alexis Moreland, S
11/12/06 Brandon Bruner, CB
10/6/07 Chauncey Mixon, LB
11/3/07 James Cloud, DE
9/7/08 Mike McElroy, S
9/28/08 Brandin Jordan, LB
10/19/08 Brandin Jordan, LB
11/9/08 Korey Lindsey, CB
11/16/08 Marty Rodgers, S
11/23/08 Chauncey Mixon, LB
9/6/09 Brandin Jordan, LB
10/18/09 Brandon Williams, CB
10/25/09 Korey Lindsey, CB
11/8/09 Lance Caldwell, S
11/14/10 Jayson DiManche, LB
10/6/12 Tyler Williamson, LB
9/22/13 Bryan Presume, LB
9/6/14 Tyler Williamson, LB
9/26/15 Brandon Williams, LB

MVFC Offensive Lineman of the Week

9/2/95 Larry Mullins, C
9/28/96 Steve Jones, OL
11/2/96 Steve Jones, OL
11/21/99 Jim Lawhorn, OL
11/5/02 Brian Akins, OT
9/2/03 Wes Proctor, OT
9/16/03 Justin Rich, G
10/15/03 Elmer McDaniel, C
9/4/04 Brian Akins, OT
10/16/04 Elmer McDaniel, C
9/13/05 Jared Green, G
11/8/05 Will Justice, C
9/4/06 Aaron Lockwood, G
11/14/06 Will Justice, C
9/29/07 Shawn Smith, G
11/3/07 Aaron Lockwood, G
11/17/07 Darren Marquez, OT
9/29/08 Aaron Lockwood, G
9/21/09 Bryan Boemer, C
11/23/09 David Pickard, OT
10/10/10 David Pickard, OT
11/22/10 Bryan Boemer, C

9/5/11 Jessy McMullin, G
9/23/13 Ethan Wirth, OT
10/7/13 Corey Boemer, G
9/13/14 Tanner Crum, C
9/5/15 Ethan Wirth, OT
10/10/15 Austin Olsen, OT

MVFC Special Teams

Player of the Week

9/13/93 Mark Gagliano, P
10/15/94 Mark Gagliano, P
10/22/94 Mark Gagliano, P
9/2/95 Karlton Carpenter, RB
9/5/98 John Amitrano, P
9/5/99 Scott Everhart, K
10/2/04 Craig Turner, RS
9/5/05 Braden Jones, TE
11/19/05 Zach Kettelkamp, P
10/1/06 Craig Coffin, K
10/22/06 Craig Turner, RS
10/29/06 A.J. Wallace, S
11/10/07 Kyle Dougherty, K
11/17/07 Craig Turner, RS
9/28/08 Kyle Dougherty, K
11/16/08 Larry Warner, RB
9/6/09 Scott Ravanese, P
9/27/09 Scott Ravanese, P
11/1/09 Bryce Morris, WR
10/3/10 Luke Thuston, S
9/26/11 Jackson MacLachlan, K
10/20/12 Mulku Kalokoh, RB
11/3/13 Thomas Kinney, K
9/6/14 Thomas Kinney, K
9/26/15 Austin Johnson, K
10/24/15 Chase Allen, LB

MVFC Newcomer of the Week

10/3/10 Shariff Harris, RB
11/13/11 Jewel Hampton, RB
11/20/11 Jewel Hampton, RB
10/20/12 Anthony Thompson, S
11/24/13 Carl Bivens, LB
9/13/14 Mark Iannotti, QB
11/8/14 Cameron Walter, RB
9/26/15 Daquan Isom, RB
11/21/15 Daquan Isom, RB

Illinois Intercollegiate Athletic Conference First Team

1945 Leedio Cabutti, E
Sam Milosevich, T
Gene Stotlar, B
1946 Jim Lovin, T
Bill Malinsky, QB
Gene Stotlar, B
1947 Bob Colborn, E
John Corn, T
Jim Lovin, T
Bill Malinsky, B
Don Riggs, B
1948 Jim Lovin, T
1949 Robert Colborn, E
James Lovin, T
1950 Harold Call
Don Cross
Paul Swoboda

Illinois Intercollegiate Athletic Conference Second Team

1945 John Corn, G
Tommie Gher, C

James Harsh, B
Clarence Lowry, B
1946 Leedio Cabutti, E
1947 Bill Cosgrove, C
Joe Hughes, E
1948 Bill Cosgrove, C
Joe Hughes, E

Illinois Intercollegiate Athletic Conference Honorable Mention

1946 Bill Cosgrove, G
Bob Johnson, B
Charles Mathieu, T
Sam Milosevich, T
John Ruzich, FB
1947 Galen Davis, B
Robert Etheridge, G
Bob Johnson, B
Bunker Jones, E
Charles Mathieu, T
George Sawyer, B
1948 Robert Colborn, E
John Corn, T
Warren Littleford, T
Bob Neal, B

Interstate Intercollegiate Athletic MVP

1956 Carver Shannon, RB
1958 Cecil Hart, FB
1959 Willie Brown, G

Interstate Intercollegiate Athletic Conference First Team

1952 Bob Ems, FB
Cliff Johnson, T
Wayne Williams, E
1957 Houston Antwine, T
John Abromovitch, C
Marion Rushing, E
1958 Houston Antwine, T
Willie Brown, G
Cecil Hart, FB
Bill Norwood, QB
1959 Willie Brown, G/LB
1960 Houston Antwine, T
Amos Bullocks, RB
Ron Winter, QB
Tom Bruna, FB
Paul Brostrum, G
Houston Antwine, T
1961 Sam Silas, T
Ron Winter, QB
Amos Bullocks, RB
Jim Thompson, T
Frank Imperiale, G
Jim Minton, G
Dennis Harmon, RB

Interstate Intercollegiate Athletic Conference Second Team

1955 Jack Schneider, RB
Jim Hayes, T
Marion Rushing, G

HONORS & AWARDS

Interstate Intercollegiate Athletic Conference Honorable Mention

1951	Bob Ems, FB Clifford Johnson, T
1953	Joe Huske, QB
1954	Clifford Johnson, T
1959	Houston Antwine, T Girard Secker, C Tom Bruna, RB
1960	Girard Secker, C Dennis Harmon, RB
1961	Jim Battle, E

Senior Bowl

1962	Dennis Harmon, DB
1996	Damon Jones, TE

Hula Bowl

2006	Arkee Whitlock, RB
------	--------------------

All-American Bowl

1960	Houston Antwine, DL
1961	Amos Bullocks, RB

Last Vegas All-American Classic

2003	Muhammad Abdulqaadir, RB
2004	Terry Jackson, RB

Blue-Gray Game

1979	Kevin House, WR
1982	John Harper, LB
1985	Tom Baugh, C

East-West Shrine Game

1971	Lionel Antoine, OT
1985	Tom Baugh, C
2004	Brandon Jacobs, RB
2011	Korey Lindsey, CB
2014	MyCole Pruitt, TE

Texas vs. the Nation

2007	Nick Hill, QB
2010	Deji Karim, RB

Eastham Energy All-Star Game

2011	Stephen Franklin, LB
------	----------------------

Medal of Honor Bowl

2013	Kory Faulkner, QB
------	-------------------

NFLPA Collegiate Bowl

2013	Ray Agnew, FB
2014	Malcolm Agnew, RB

MVC Hall of Fame

1962-65	Jim Hart
---------	----------

Saluki Hall of Fame

(in alphabetical order)

Years	Player
2002-03	Muhammad Abdulqaadir
1967-71	Lionel Antoine
1957-60	Houston Antwine
1914-15	Cecil Bass
1959-62	Jim Battle
1982-85	Tom Baugh
1927-29	Gene Bricker
1925-28	Frank Bridges
1939-40	Bill Brown
1956-59	Willie Brown
1958-61	Amos Bullocks
1930-31	Harry Canada
1946-49	Bob Colborn
1938-41	Verdie Cox
1976-79	Oyd Craddock
1996-99	Cornell Craig
1982-83	Donnell Daniel
1931-33	Ralph Davison
1976-83	Rey Dempsey
1932-35	Russell Emery
1937-40	J.T. English
1927-30	Frank Eovaldi
1924-27	Raymond Floyd
1938-41	William Freeberg
1988-92	Scott Gabbert
1993-96	Mark Gagliano
1932-34	James Gray
1963-65	Jim Hart
1979-82	John Harper
1974-76	Andre Herrera
1931-34	Lynn Holder
1976-79	Kevin House
1980-83	Rick Johnson
2001-07	Jerry Kill
1999-2003	Tom Koutsos
1946-49	Jim Lovin
1939-49	Glenn "Abe" Martin
1966-68	Carl Mauck
1913-16, 21-38	William McAndrew
1930	Paul McKinnis
1932-35	William Morawski
1934-37	Tom North
1956-58	Bill Norwood
1941-42	Bill O'Brien
1976-79	Burnell Quinn
1977-80	James Phillips
1931-33	Bob Reeves
1954-57	Marion Rushing
2002-05	Joel Sambursky
1998-01	Bart Scott
1955-58	Carver Shannon
1959-62	Sam Silas
1990-94	Clint Smothers
1929-32	Clarence Stephens
1947	Quentin Stinson
1938	Charles Strusz
1980-83	Terry Taylor
1938-41	Bill Townes
1962-64	Charles Warren
2004-06	Arkee Whitlock
1952-55	Wayne Williams

All-Century Team (1913-2013)

The All-Century Team was selected by on-line fan vote and released in August 2013.

Quarterbacks

Jim Hart (1963-65)
Nick Hill (2005-07)
Rick Johnson (1980-83)
Joel Sambursky (2002-05)

Running Backs

Muhammad Abdulqaadir (2002-03)
Amos Bullocks (1958-61)
Andre Herrera (1974-76)
Brandon Jacobs (2004)
Deji Karim (2007, 2009)
Tom Koutsos (1999-03)
Burnell Quinn (1976-79)
Arkee Whitlock (2004-06)

Wide Receivers/Tight Ends

Lionel Antoine (1969-71)
Cornell Craig (1996-99)
Kevin House (1976-79)
Damon Jones (1994-96)

Offensive Linemen

Tom Baugh (1982-85)
Bryan Boemer (2008-11)
Will Justice (2003-06)
Aaron Lockwood (2005-08)
Jim Lovin (1946-49)
Elmer McDaniel (2003-04)
David Pickard (2008-11)

Utility

Jim Battle (1959-62)
Glenn "Abe" Martin (1929-31)
Carl Mauck (1966-68)
Marion Rushing (1954-57)
Carver Shannon (1955-58)

Defensive Linemen

Houston Antwine (1957-60)
Andre Bailey (1997-99)
Bryan Archibald (1998-01)
James Cloud (2006-08)
John Harper (1979-82)
Sterling Haywood (1982-85)
Sam Silas (1959-62)

Linebackers

Fabray Collins (1981-83)
Brandin Jordan (2006-09)
Carl Mauck (1966-68)
Marion Rushing (1954-57)
Bart Scott (1998-01)

Defensive Backs

Oyd Craddock (1976-79)
Donnell Daniel (1982-83)
Korey Lindsey (2007-10)
Alexis Moreland (2001-04)
Greg Shipp (1980-83)
Terry Taylor (1980-83)

Punters

Mark Gagliano (1993-96)
Scott Ravanese (2006-09)

Kickers

Craig Coffin (2002-06)
Kyle Dougherty (2007-10)

Return Specialists

Craig Turner (2004-07)
Larry Warner (2007-08)

Head Coaches

Rey Dempsey (1976-83)
Jerry Kill (2001-07)



PLAYOFF RECORDS

Saluki Playoff Game History

NCAA Football Championship Subdivision

Year	Date	Seed	Round	Opponent	Result	Site	Attend	Coach
1983	Dec. 3	1	Quarter	Indiana State	W, 23-7	Carbondale, Ill.	8,000	Rey Dempsey
1983	Dec. 10	1	Semi	Nevada	W, 23-7	Carbondale, Ill.	12,000	Rey Dempsey
1983	Dec. 17	1	Champ	Western Carolina	W, 43-7	Charleston, S.C.	15,950	Rey Dempsey
2003	Nov. 29	-	1st	at Delaware	L, 48-7	Newark, Del.	14,572	Jerry Kill
2004	Nov. 27	1	1st	Eastern Washington	L, 35-31	Carbondale, Ill.	7,304	Jerry Kill
2005	Nov. 26	-	1st	at Eastern Illinois	W, 21-6	Charleston, Ill.	2,896	Jerry Kill
2005	Dec. 3	-	Quarter	at Appalachian State	L, 38-24	Boone, N.C.	11,108	Jerry Kill
2006	Nov. 25	-	1st	UT-Martin	W, 36-30	Carbondale, Ill.	5,694	Jerry Kill
2006	Dec. 2	-	Quarter	at Montana	L, 20-3	Missoula, Mont.	18,883	Jerry Kill
2007	Nov. 24	4	1st	Eastern Illinois	W, 30-11	Carbondale, Ill.	6,124	Jerry Kill
2007	Dec. 1	4	Quarter	Massachusetts	W, 34-27	Carbondale, Ill.	6,560	Jerry Kill
2007	Dec. 8	4	Semi	Delaware	L, 20-17	Carbondale, Ill.	11,503	Jerry Kill
2008	Nov. 29	-	1st	New Hampshire	L, 29-20	Carbondale, Ill.	5,461	Dale Lennon
2009	Nov. 28	3	1st	Eastern Illinois	W, 48-7	Carbondale, Ill.	7,527	Dale Lennon
2009	Dec. 5	3	Quarter	William and Mary	L, 24-3	Carbondale, Ill.	5,860	Dale Lennon

Overall Playoff Record: 8-7



Playoff TEAM Records

Most Points Scored Game - SIU

- 48 Eastern Illinois, Nov. 28, 2009
- 43 vs. Western Carolina, Dec. 17, 1983
- 36 UT Martin, Nov. 25, 2006

Most Points Scored Game - Combined Teams

- 66 SIU 36, UT Martin 30, Nov. 25, 2006
- 66 E. Washington 35, SIU 31, Nov. 27, 2004
- 62 Appalachian St. 38, SIU 24, Dec. 3, 2005

Most Points in a Quarter

- 23 vs. Western Carolina, Dec. 17, 1983 (3rd)
- 20 Massachusetts, Nov. 24, 2007 (1st)
- 17 Eastern Illinois, Nov. 28, 2009 (2nd)
- 17 Eastern Illinois, Nov. 28, 2009 (3rd)

Most Points in a Half

- 33 vs. Western Carolina, Dec. 17, 1983 (2nd)
- 29 UT-Martin, Nov. 25, 2006 (2nd)
- 27 Massachusetts, Dec. 1, 2007 (1st)

Most First Downs

- 26 Eastern Washington, Nov. 27, 2004
- 26 at Appalachian State, Dec. 3, 2005

Most Rushing Yards

- 323 Eastern Illinois, Nov. 28, 2009
- 299 Eastern Washington, Nov. 27, 2004
- 246 Massachusetts, Dec. 1, 2007

Most Rushing Touchdowns

- 4 UT Martin, Nov. 25, 2006
- 4 Eastern Washington, Nov. 27, 2004
- 3 Eastern Illinois, Nov. 28, 2009
- 3 at Eastern Illinois, Nov. 26, 2005

Most Passing Touchdowns

- 2 five games

Most Passing Yards

- 220 at Appalachian State, Dec. 3, 2005
- 216 Massachusetts, Dec. 1, 2007

Most Interceptions Thrown

- 2 five games

Most Total Yards

- 462 Massachusetts, Dec. 1, 2007
- 462 Eastern Washington, Nov. 27, 2004
- 389 Eastern Illinois, Nov. 28, 2009

Most Fumbles

- 5 at Delaware, Nov. 29, 2003
- 5 Indiana State, Dec. 3, 1983
- 3 three games

Most Fumbles Lost

- 4 at Delaware, Nov. 29, 2003
- 2 vs. Western Carolina, Dec. 17, 1983
- 1 six games

Most Turnovers

- 6 at Delaware, Nov. 29, 2003 (4F, 2INT)
- 3 New Hampshire, Nov. 29, 2008 (1F, 2INT)
- 3 Appalachian State, Dec. 3, 2005 (1F, 2INT)
- 3 Nevada, Dec. 10, 1983 (1F, 2INT)

Most Turnovers Forced

- 8 vs. Western Carolina, Dec. 17, 1983 (1F, 7INT)
- 6 Eastern Illinois, Nov. 28, 2009 (5F, 1INT)
- 6 Nevada, Dec. 10, 1983 (2F, 4 INT)

Most Penalties

- 10 Indiana State, Dec. 3, 1983
- 9 Delaware, Dec. 8, 2007
- 9 vs. Western Carolina, Dec. 17, 1983

Most Penalty Yards

- 90 Indiana State, Dec. 3, 1983
- 84 vs. Western Carolina, Dec. 17, 1983
- 72 Delaware, Dec. 8, 2007

Most Punts

- 7 Massachusetts, Dec. 1, 2007
- 7 at Montana, Dec. 2, 2006
- 7 at Appalachian State, Dec. 3, 2005

Most Punt Returns

- 6 Indiana State, Dec. 3, 1983
- 4 Eastern Illinois, Nov. 28, 2009

Most Punt Return Yards

- 50 Eastern Illinois, Nov. 28, 2009
- 32 Indiana State, Dec. 3, 1983
- 29 Delaware, Dec. 8, 2009

Most Kickoff Returns

- 8 New Hampshire, Nov. 29, 2008
- 8 at Delaware, Nov. 29, 2003
- 7 at Appalachian State, Dec. 3, 2005

Most Kickoff Return Yards

- 218 at Appalachian State, Dec. 3, 2005
- 188 New Hampshire, Nov. 29, 2008

Most Interceptions

- 7 vs. Western Carolina, Dec. 17, 1983
- 4 Nevada, Dec. 10, 1983
- 3 New Hampshire, Nov. 29, 2008

Most Forced Fumbles

- 5 Eastern Illinois, Nov. 28, 2009
- 5 vs. Western Carolina, Dec. 17, 1983
- 4 Indiana State, Dec. 3, 1983

Most Fumble Recoveries

- 5 Eastern Illinois, Nov. 28, 2009
- 3 at Appalachian State, Dec. 3, 2005

Fewest First Downs Allowed

- 4 Indiana State, Dec. 3, 1983
- 8 Nevada, Dec. 10, 1983
- 10 Eastern Illinois, Nov. 28, 2009

Fewest Rushing Yards Allowed

- 26 Indiana State, Dec. 3, 1983
- 38 vs. Western Carolina, Dec. 17, 1983
- 66 Eastern Illinois, Nov. 28, 2009

Fewest Passing Yards Allowed

- 29 Indiana State, Dec. 3, 1983
- 39 Nevada, Dec. 10, 1983
- 80 Eastern Illinois, Nov. 28, 2009

Fewest Total Yards Allowed

- 55 Indiana State, Dec. 3, 1983
- 128 Nevada, Dec. 10, 1983
- 179 Eastern Illinois, Nov. 24, 2007

PLAYOFF RECORDS

Playoff INDIVIDUAL Records

Rushing Attempts (Game)

Name	Car.	Opponent	Date
Arkee Whitlock	28	UT-Martin	11/25/06
John Randle	26	Delaware	12/8/07
Brandon Jacobs	25	E. Washington	11/27/04

Most Rushing Yards

Name	Yds.	Opponent	Date
Arkee Whitlock	207	UT-Martin	11/25/06
Brandon Jacobs	166	E. Washington	11/27/04
Deji Karim	155	E. Illinois	11/28/09

Most Rushing Touchdowns

Name	TDs	Opponent	Date
Arkee Whitlock	4	UT-Martin	11/25/06
Brandon Jacobs	4	E. Washington	11/27/04
Arkee Whitlock	3	at E. Illinois	11/26/05

Most Rushing Yards by a QB

Name	Yds.	Opponent	Date
Paul McIntosh	115	E. Illinois	11/28/09
Paul McIntosh	63	William & Mary	12/5/09
Chris Dieker	63	N. Hampshire	11/29/08

Most Rushing Touchdowns by a QB

Name	TDs	Opponent	Date
Paul McIntosh	1	E. Illinois	11/28/09
Chris Dieker	1	New Hamp.	11/29/08
Nick Hill	1	E. Illinois	11/24/07

Pass Attempts

Name	Att.	Opponent	Date
Joel Sambursky	38	at App. St.	12/3/05
Chris Dieker	36	N. Hampshire	11/29/08
Joel Sambursky	31	E. Washington	11/27/04

Pass Completions

Name	Cmp.	Opponent	Date
Nick Hill	24	E. Illinois	11/24/07
Joel Sambursky	19	at App. St.	12/3/05
Rick Johnson	19	vs. W. Carolina*	12/17/83

Passing Yards

Name	Yds.	Opponent	Date
Nick Hill	224	E. Illinois	11/24/07
Joel Sambursky	220	at App. St.	12/3/05
Rick Johnson	213	vs. W. Carolina*	12/17/83

Passing Touchdowns

Name	TDs	Opponent	Date
Nick Hill	3	UMass	12/1/07
Four times	2	--	--

Interceptions Thrown

Name	Int.	Opponent	Date
Chris Dieker	2	N. Hampshire	11/29/08
Nick Hill	2	Delaware	12/8/07
Joel Sambursky	2	at App. St.	12/3/05

Receptions

Name	Rec.	Opponent	Date
Alan Turner	6	Delaware	12/8/07
Alan Turner	6	E. Illinois	11/24/07
Brent Little	6	at E. Illinois	11/26/05
Derrick Taylor	6	vs. W. Carolina*	12/17/83

Receiving Yards

Name	Yds.	Opponent	Date
Byron Gettis	104	UMass	12/1/07
James Stevenson	88	vs. W. Carolina*	12/17/83
Carey Shephard	80	Indiana State	12/3/83

Receiving Touchdowns

Name	TDs	Opponent	Date
Kellen Allen	2	at App. St.	12/3/05
multiple players	1	--	--

Tackles

Name	Tackles	Opponent	Date
Patrick Jordan	17	at Montana	12/2/06
Marty Rodgers	13	UMass	12/1/07
Trevor Moe	13	Delaware	12/8/07
Chauncey Mixon	12	UMass	12/1/07

Tackles For A Loss

Name	TFL	Opponent	Date
Ken Foster	5	Indiana State	12/3/83
Brandin Jordan	3	at Montana	12/2/06
Royal Whitaker	3	E. Washington	11/27/04

Sacks

Name	Sacks	Opponent	Date
James Cloud	2	UMass	12/1/07
Lorenzo Wims	2	at Montana	12/2/06
Royal Whitaker	2	E. Washington	11/27/04

Forced Fumbles

Name	FF	Opponent	Date
Multiple players	1	--	--

Fumble Recoveries

Name	FR	Opponent	Date
Chris Arthurs	2	E. Illinois	11/28/09
Sterling Haywood	2	Nevada	12/10/83
Multiple players	1	--	--

Interceptions

Name	Int.	Opponent	Date
Greg Shipp	4 !	vs. W. Carolina*	12/17/83
Korey Lindsey	2	N. Hampshire	11/29/08
Terry Taylor	2	Nevada	12/10/83
Terry Taylor	2	Indiana State	12/3/83

* 1983 National Championship Game
! School Record

Playoff LONG PLAYS

Rush

Name	Yds.	Opponent	Date
Larry Warner	64*	UMass	12/1/07
Deji Karim	58*	E. Illinois	11/18/09
Arkee Whitlock	47*	UT-Martin	11/25/06
Paul McIntosh	34	William & Mary	12/5/09

Pass

Name	Yds.	Opponent	Date
N. Hill to B. Gettis	69*	UMass	12/1/07
Johnson to Adams	62	Nevada	12/10/83
Sambursky to Payne	51	at E. Illinois	11/26/05

Kickoff Return

Name	Yds.	Opponent	Date
Craig Turner	93*	at App. St.	12/3/05
Craig Turner	88*	Delaware	12/8/07
Tony Adams	69	W. Carolina*	12/17/83

Punt Return

Name	Yds.	Opponent	Date
Korey Lindsey	23	E. Illinois	11/28/09
Craig Turner	19	UMass	12/1/07
Craig Turner	17	E. Washington	11/27/04

Interception Return

Name	Yds.	Opponent	Date
Terry Taylor	24*	Nevada	12/10/83
Terry Taylor	19	Nevada	12/10/83
Trevor Moe	18	UMass	12/1/07

Fumble Return

Name	Yds.	Opponent	Date
Kyle Russo	28*	E. Illinois	11/28/09

Field Goal Made

Name	Yds.	Opponent	Date
Kyle Dougherty	47	N. Hampshire	11/29/08
Kyle Dougherty	46	William & Mary	12/5/09
Kyle Dougherty	45	E. Illinois	11/28/09
Kyle Dougherty	42	Delaware	12/8/07
Ron Miller	42	Nevada	12/10/83

Field Goal Attempted

Name	Yds.	Opponent	Date
Kyle Dougherty	47	N. Hampshire	11/29/08
Kyle Dougherty	47	N. Hampshire	11/29/08
Kyle Dougherty	46	William & Mary	12/5/09
Kyle Dougherty	46	N. Hampshire	11/29/08
Kyle Dougherty	45	E. Illinois	11/28/09
Kyle Dougherty	42	Delaware	12/8/07
Ron Miller	42	Nevada	12/10/83

* indicates touchdown was scored

MISCELLANEOUS RECORDS

Wins, Losses and Streaks

All-time Games Played 976 in 100 Seasons*
 Overall Record 439-505-32 (.468)
 National Championships 1 (1983)
 Undefeated and Untied Teams 1 (1930: 9-0)
 Longest Undefeated Streak 15 games (1929-31)
 Longest Winning Streak 15 games (1929-31)
 Longest Losing Streak 12 games (1948-49)
 Longest Home Winning Streak.. 12 games (2003-04)
 Most Shutouts in a Season 7 (1928)
**SIU did not field teams in 1918, 1920 & 1943 due to the respective World Wars*

Consecutive-Game Streaks

Shutouts..... 6 (1930)
 Games w/o Being Shutout 169 (9/8/01-Present)
 Scoring 10+ Points 41 (10/6/12 - Present)

Longest Winning Streaks - All Games

Year(s)	Streak	Loss to End Streak
1929-31	15	L, 14-0 at Illinois State
1982-83	12	L, 28-6 at Wichita State
2009	11	L, 24-3 William & Mary*
2003	10	L, 43-40 at Northern Iowa
2004	9	L, 35-31 Eastern Washington*
1959-60	8	L, 27-6 at Bowling Green
2008	7	L, 29-20 New Hampshire*

* Indicates loss in playoffs

Longest Winning Streaks - MVFC Games

Year(s)	Streak	Loss to End Streak
2008-09	14*	L, 31-28 at Youngstown St. ('10)
2004-05	9	L, 61-35 vs. Illinois St.
2003	6	L, 43-40 at Northern Iowa

* then-MVFC Record

10-Win Seasons

Year	Wins	Final Record	Final Ranking*
1983	13	13-1	#1
2007	12	12-2	#3
2009	11	11-2	#6
2004	10	10-2	#9
2003	10	10-2	#10

* FCS Coaches Poll

Milestone Victories

Win#	Date	Opponent	Score
50	Nov. 2, 1929	SE Missouri State	7-0
100	Oct. 27, 1945	Western Illinois	13-6
150	Nov. 14, 1959	Central Michigan	51-20
200	Oct. 24, 1970	Illinois State	45-24
250	Sept. 4, 1982	Western Illinois	38-7
300	Nov. 2, 1991	Eastern Illinois	31-30
350	Sept. 18, 2004	William Penn	59-9
400	Oct. 3, 2009	Western Illinois	30-10

Records by Decade

Decade	Record	Win. %	Games
1913-19	20-17-1	.526	38
1920-29	32-27-13	.444	72
1930-39	35-47-6	.398	88
1940-49	31-34-5	.443	70
1950-59	34-53-3	.378	90
1960-69	45-52-1	.459	98
1970-79	44-59-3	.415	106
1980-89	52-61	.460	113
1990-99	37-73	.363	110
2000-09	78-45	.634	123
2010-Present	31-37	.456	68

Biggest Crowds at Home Game

	Stadium	Attend.
1. Eastern Illinois - Sept. 13, 1980	McAndrew	17,150
2. Drake - Nov. 7, 1981	McAndrew	17,000
3. Illinois State - Nov. 5, 1983	McAndrew	16,660
4. Illinois State - Sept. 28, 1991	McAndrew	16,500
5. Northern Illinois - Oct. 28, 1978	McAndrew	16,489
6. UL Lafayette - Oct. 24, 1981	McAndrew	15,750
7. Northern Illinois - Oct. 4, 1980	McAndrew	15,700
8. Arkansas State - Oct. 14, 1978	McAndrew	15,446
9. Quincy - Sept. 2, 2010	Saluki	15,276
10. Youngstown St. - Sept. 27, 1986	McAndrew	15,100

Biggest Crowds - All Games

	Stadium	Attend.
1. at Illinois - 9/14/85	Memorial	76,330
2. at Illinois - 9/22/90	Memorial	64,469
3. at Mississippi - 9/10/11	Vaught-Hemingway	58,504
4. at South Carolina - 11/10/90	Williams-Brice	52,812
5. at Illinois - 9/11/10	Memorial	52,217
6. at Kentucky - 10/29/88	Commonwealth	50,093
7. at Illinois - 8/31/13	Memorial	42,175
8. at Indiana - 9/5/15	Memorial	36,071
9. at Fresno State - 10/10/87	Bulldog	34,523
10. at Purdue - 9/20/14	Ross-Ade	31,434

Biggest Crowds at McAndrew Stadium

1. Eastern Illinois - Sept. 13, 1980	17,150
2. Drake - Nov. 7, 1981	17,000
3. Illinois State - Nov. 5, 1983	16,660
4. Illinois State - Sept. 28, 1991	16,500
5. Northern Illinois - Oct. 28, 1978	16,489
6. UL Lafayette - Oct. 24, 1981	15,750
7. Northern Illinois - Oct. 4, 1980	15,700
8. Arkansas State - Oct. 14, 1978	15,446
9. Youngstown State - Oct. 27, 1986	15,100
10. Illinois State - Oct. 3, 1981	14,900

Note - McAndrew Stadium Capacity: 17,324

Biggest Crowds at Saluki Stadium

1. Quincy - Sept. 2, 2010	15,276
2. Northern Iowa - Oct. 9, 2010	13,356
3. Missouri State - Sept. 24, 2011	13,271
4. Western Illinois - Sept. 27, 2014	13,170
5. SE Missouri State - Sept. 18, 2010	13,078
6. Youngstown State - Oct. 15, 2011	12,796
7. Liberty - Sept. 26, 2015	11,886
8. Youngstown State - Sept. 28, 2013	11,408
9. South Dakota State - Oct. 16, 2010	11,136

Note - Saluki Stadium Capacity: 15,000

History of Overtime Games (6-4)

Date	Opponent	OT	Result
Oct. 14, 1995	Missouri State	1OT	W, 33-30
Sept. 26, 1998	at Illinois State	1OT	L, 41-38
Oct. 9, 1999	Youngstown State	1OT	L, 43-37
Sept. 28, 2002	at Eastern Michigan	2OT	L, 48-45
Oct. 1, 2005	Missouri State	1OT	W, 30-23
Nov. 22, 2008	at Illinois State	1OT	W, 17-10
Oct. 9, 2010	Northern Iowa	1OT	W, 45-38
Sept. 7, 2013	Eastern Illinois	2OT	L, 40-37
Oct. 12, 2013	at Northern Iowa	1OT	W, 27-24
Oct. 24, 2015	#17 Youngstown St.	1OT	W, 38-31

Most Wins in Back-to-Back Seasons

Rank	Seasons	Wins
1.	2007-08	21
	2006-07	21
3.	2008-09	20
	2003-04	20
5.	2004-05	19
	1982-83	19
7.	2005-06	18
8.	2009-10	16
	1930-31	16
10.	1978-79	15
	1960-61	15

Average Home Attendance

1975.....	8,180
1976.....	9,060
1977.....	9,706
1978.....	13,010
1979.....	11,560
1980.....	9,995
1981.....	13,930
1982.....	9,860
1983.....	12,614
1984.....	7,172
1985.....	11,550
1986.....	13,120
1987.....	11,185
1988.....	9,680
1989.....	7,700
1990.....	9,000
1991.....	12,225
1992.....	8,350
1993.....	6,340
1994.....	8,420
1995.....	8,167
1996.....	6,171
1997.....	5,640
1998.....	6,820
1999.....	7,220
2000.....	6,000
2001.....	6,177
2002.....	7,914
2003.....	9,748
2004.....	9,713
2005.....	8,581
2006.....	9,508
2007.....	9,950
2008.....	9,055
2009.....	8,882
2010.....	10,890
2011.....	10,140
2012.....	9,550
2013.....	8,554
2014.....	9,154
2015.....	7,750

MISCELLANEOUS RECORDS

Biggest Comebacks -- SIU

	<u>Deficit</u>	<u>Opponent</u>	<u>Def.</u>	<u>Final</u>	<u>Date</u>
1.	21 points	Northern Illinois	28-7 (3Q)	34-31	9/8/07
2.	20 points	UT Martin	27-7 (3Q)	36-30	11/25/06
2.	20 points	Northern Iowa	20-0 (2Q)	40-36	10/2/04
2.	20 points	Youngstown State	20-0 (4Q)	21-20	11/11/00
2.	20 points	Missouri State	20-0 (4Q)	33-30 ^{OT}	10/14/95
2.	20 points	SEMO	27-7 (2Q)	28-27	8/31/91
7.	17 points	Murray State	20-3 (4Q)	24-20	9/13/97
7.	17 points	Austin Peay	17-0 (2Q)	21-17	9/14/91
9.	16 points	Western Illinois	16-0 (2Q)	37-32	10/18/03
9.	16 points	Lamar	16-0 (2Q)	32-16	10/3/70

Biggest Margin of Victory -- SIU

	<u>Margin</u>	<u>Opponent</u>	<u>Score</u>	<u>Date</u>
1.	118 points	University of Arts & Sciences	118-0	11/6/1914
2.	80 points	Shurtleff	80-0	11/12/1915
3.	78 points	Kentucky Wesleyan	78-0	8/29/02
4.	75 points	St. Joseph's (IN)	75-0	9/27/2003
4.	75 points	Union (KY)	82-7	9/10/2005
6.	66 points	Ewing College	66-0	10/27/1924
6.	66 points	Bradley	69-3	10/31/1970
6.	66 points	Xavier	73-7	10/13/1973
9.	63 points	Lincoln	63-0	8/31/1985
9.	63 points	Quincy	70-7	9/2/2010

Biggest Comebacks -- Opponent

	<u>Deficit</u>	<u>Opponent</u>	<u>Def.</u>	<u>Final</u>	<u>Date</u>
1.	31 points	SEMO	31-0 (2Q)	34-31	9/9/00
2.	21 points	Illinois State	21-0 (1Q)	55-48	10/23/99
2.	21 points	Arkansas State	35-14 (2Q)	42-38	9/26/92

Consecutive Completions -- SIU

	<u>QB</u>	<u>Opponent</u>	<u>Passes</u>	<u>Date</u>
1.	Fred Gibson	Kentucky St./Indiana St.	15	10/28-10/4/1989
2.	Mark Iannotti	Northern Iowa	12	11/11/2014
2.	Kory Faulkner	SEMO/Missouri St.	12	9/15-9/22/2012
2.	Joel Sambursky	Indiana St./Eastern Wash.	12	11/13-11/27/2004
5.	Kory Faulkner	Western Illinois	11	11/3/2007
5.	Joel Sambursky	Indiana State	11	10/22/2005
5.	Scott Gabbert	Eastern Ill./Western Ill.	11	10/3-10/10/1992
5.	Scott Gabbert	Missouri St./Indiana St.	11	11/7-11/21/1992
5.	Fred Gibson	Nevada/Western Illinois	11	9/2-9/9/1989
5.	Fred Gibson	Northern Ill./Nevada	11	10/22/88-9/9/89*

* Season-ending injury in '88, continued streak at start of '89 season

FIRST SCORE OF THE YEAR

<u>Season</u>	<u>Game</u>	<u>Opponent</u>	<u>SIU's First Score</u>	<u>Class</u>	<u>Time</u>	<u>Quarter</u>	<u>Score</u>
1960	1	Missouri S&T	Clarence Walker 25-yard run (kick failed)	Sr.	11:00	1st	7-0
1961	Data is not available						
1962	1	at Texas A&M-Kingsville	Vern Pollock 1-yard run (Bob Hight kick)	Sr.	03:06	1st	7-7
1963	1	at Evansville	Tom Massey 57-yard pass from Jim Hart (Bob Hight kick)	Fr.	06:54	1st	7-0
1964	1	at Bowling Green	Rich Weber 4-yard pass from Jim Hart (kick failed)	Jr.	07:18	2nd	6-14
1965	Data is not available						
1966	1	Wichita State	Tim Kelley 24-yard field goal	So.	10:06	1st	3-0
1967	1	NE Missouri State	John Quillen 31-yard run (Ralph Galloway kick)	Jr.	03:19	1st	7-0
1968	1	Louisville	Mike Bradley 38-yard field goal	Jr.	12:10	2nd	3-7
1969	1	at Louisville	Barclay Allen 4-yard run (Robert Thomure kick)	Sr.	00:30	1st	7-0
1970	1	Louisville	Gerald Wilson 6-yard run (Gregg Goodman kick)	So.	05:22	1st	7-0
1971	1	at Dayton	David Reid 7-yard pass from Brad Pancoast (Gregg Goodman kick)	Sr.	Unknown	1st	7-0
1972	4	at Dayton	Gregg Goodman 30-yard field goal	Sr.	00:44	2nd	3-3
1973	1	at Northern Illinois	William Cook 1-yard pass from Leonard Hopkins (Ken Seaman kick)	So.	05:32	1st	7-0
1974	1	at New Mexico State	Ken Seaman 39-yard field goal	So.	05:20	1st	3-0
1975	1	at Louisiana	Ivy Moore 67-yard pass from Leonard Hopkins (Ken Seaman kick)	Sr.	05:30	1st	7-3
1976	2	at Drake	Andre Herrera 11-yard run (Ken Seaman kick)	Sr.	02:15	1st	7-0
1977	1	at New Mexico State	Kevin House 15-yard pass from Bob Collins (Les Petroff kick)	So.	04:29	3rd	7-12
1978	1	at Drake	Wash Henry 2-yard run	Sr.	14:56	4th	7-31
1979	2	Louisiana	Paul Molla 30-yard field goal	Jr.	08:39	1st	3-0
1980	1	at Wichita State	Vic Harrison 18-yard run (Paul Molla kick)	Sr.	04:41	3rd	7-31
1981	1	at McNeese State	Marvin Hinton 27-yard blocked punt return (kick failed)	Jr.	05:45	1st	6-0
1982	1	at Western Illinois	Allen Leslie 25-yard field goal	Sr.	10:22	2nd	3-7
1983	1	at Western Illinois	Richard Blackmon 4-yard pass from Rick Johnson (Ron Miller kick)	Jr.	06:11	1st	7-0
1984	1	at Tulsa	Derrick Taylor 67-yard pass from Darren Dixon (Ron Miller kick)	Sr.	02:40	1st	7-10
1985	1	Lincoln	Byron Mitchell 9-yard run (Ron Miller kick)	So.	10:20	1st	7-0
1986	1	at Arkansas State	Sebron Spivey 5-yard pass from Kevin Brown (Ron Miller kick)	Sr.	00:30	2nd	7-6
1987	1	Delta State	Paul Patterson 5-yard run (John Brda kick)	Jr.	04:19	3rd	7-10
1988	1	at Western Illinois	Fred Gibson 71-yard run (John Bookout kick)	So.	11:22	3rd	7-10
1989	1	at Nevada	John Bookout 37-yard field goal	So.	05:49	2nd	3-0
1990	1	at Northern Iowa	Steve Wedemeier 22-yard field goal	Sr.	03:42	1st	3-0
1991	1	at SE Missouri State	Doug Amaya 8-yard pass from Brian Downey (John Bookout kick)	Sr.	10:18	1st	7-0
1992	1	Troy	Anthony Perry 5-yard run (John Bookout kick)	Sr.	10:31	1st	7-0
1993	1	Washburn	Greg Brown 31-yard run (kick failed)	Sr.	11:47	1st	6-0
1994	1	UT Martin	Dave Smith 4-yard pass from David Pierson (Ryan Given kick)	So.	11:23	1st	7-0
1995	1	at SE Missouri State	Reggie Kennedy 1-yard run (kick failed)	Fr.	10:28	2nd	6-0
1996	1	Central Arkansas	Damon Jones 80-yard pass from Steve Luce (Matt Simonton kick)	Sr.	00:20	1st	7-0
1997	2	Murray State	Matt Simonton 43-yard field goal	Jr.	04:56	2nd	3-6
1998	1	at Murray State	Kent Skornia 3-yard run (kick failed)	Sr.	11:58	2nd	6-3
1999	1	at SE Missouri State	Cornell Craig 39-yard pass from Sherard Poteete (Scott Everhart kick)	Sr.	11:01	1st	7-7
2000	1	at Murray State	Ron Graddy 39-yard interception return (Scott Everhart kick)	Jr.	13:54	1st	7-0
2001	1	at SE Missouri State	Scott Everhart 37-yard field goal	Jr.	10:22	1st	3-0
2002	1	Kentucky Wesleyan	Tom Koutsos 12-yard run (Scott Everhart kick)	Sr.	14:43	1st	7-0
2003	1	Quincy	Muhammad Abdulqaadir 59-yard run (Craig Coffin kick)	Sr.	12:11	1st	7-0
2004	1	SEMO	Brandon Jacobs 1-yard run (Crieg Coffin kick)	Sr.	09:28	1st	7-0
2005	1	at SEMO	Craig Coffin 25-yard field goal	Jr.	04:23	1st	3-0
2006	1	Lock Haven	Arkee Whitlock 34-yard run (Craig Coffin kick)	Sr.	11:44	1st	7-0
2007	1	Quincy	John Randal 1-yard run (Kyle Dougherty kick)	Sr.	10:28	1st	7-0
2008	1	Hampton	Damian Sherman 21-yard pass from Chris Dieker (Kyle Dougherty kick)	Sr.	09:52	1st	7-0
2009	1	at Marshall	Chris Dieker 1-yard run (Kyle Dougherty kick)	Jr.	00:21	1st	7-0
2010	1	Quincy	Lucien Walker 16-yard run (Kyle Dougherty kick)	Sr.	08:59	1st	7-0
2011	1	at SEMO	Steve Strother 62-yard run (Jackson MacLachlan kick)	So.	14:08	1st	7-0
2012	1	Eastern Illinois	Mika'il McCall 6-yard run (Austin Johnson kick)	So.	3:35	1st	7-7
2013	1	at Illinois	Mika'il McCall 1-yard run (Thomas Kinney kick)	Jr.	8:01	1st	7-3
2014	1	Taylor	Malcolm Agnew 65-yard run (Thomas Kinney kick)	Sr.	14:45	1st	7-0
2015	1	at Indiana	Austin Johnson 27-yard field goal	Jr.	3:25	1st	3-7

NATIONAL RANKINGS

Coaches Poll

Sept. 20, 1982 #11

Sept. 24, 1983 #8

Oct. 1, 1983 #5

Oct. 8, 1983 #3

Oct. 15, 1983 #2

Oct. 22, 1983 #2

Oct. 29, 1983 #1

Nov. 5, 1983 #1

Nov. 12, 1983 #1

Nov. 19, 1983 #2

Dec. 3, 1983 #1

Dec. 10, 1983 #1

Final, 1983 #1

Oct. 20, 1986 #20

Oct. 27, 1986 #18

Nov. 3, 1986 #16

Nov. 17, 1986 #20

Final, 1986 #15

Preseason, 1987 #15

Sept. 23, 1991 #18

Sept. 30, 1991 #15

Oct. 7, 1991 #20

Oct. 14, 2002 #25

Sept. 8, 2003 #23

Sept. 15, 2003 #16

Sept. 22, 2003 #13

Sept. 29, 2003 #11

Oct. 6, 2003 #8

Oct. 13, 2003 #7

Oct. 20, 2003 #4

Oct. 27, 2003 #3

Nov. 3, 2003 #3

Nov. 10, 2003 #2

Nov. 17, 2003 #4

Nov. 24, 2003 #4

Dec. 1, 2003 #5

Final, 2003 #10

Preseason, 2004 #2

Sept. 13, 2004 #2

Sept. 20, 2004 #1

Sept. 27, 2004 #1

Oct. 4, 2004 #1

Oct. 11, 2004 #1

Oct. 18, 2004 #1

Oct. 25, 2004 #1

Nov. 1, 2004 #1

Nov. 8, 2004 #1

Nov. 15, 2004 #1

Nov. 22, 2004 #1

Final, 2004 #9

Preseason, 2005 #5

Sept. 12, 2005 #1

Sept. 19, 2005 #2

Sept. 26, 2005 #2

Oct. 3, 2005 #2

Oct. 10, 2005 #1

Oct. 17, 2005 #11

Oct. 24, 2005 #9

Oct. 31, 2005 #5

Nov. 7, 2005 #4

Nov. 14, 2005 #11

Nov. 21, 2005 #8

Final, 2005 #7

Sept. 4, 2006 #17

Sept. 11, 2006 #13

Sept. 18, 2006 #8

Sept. 25, 2006 #9

Oct. 2, 2006 #9

Oct. 9, 2006 #7

Oct. 16, 2006 #14

Oct. 23, 2006 #20

Oct. 30, 2006 #13

Nov. 6, 2006 #18

Nov. 13, 2006 #11

Nov. 20, 2006 #10

Final, 2006 #7

Preseason, 2007 #11

Sept. 3, 2007 #10

Sept. 10, 2007 #6

Sept. 17, 2007 #6

Sept. 24, 2007 #6

Oct. 1, 2007 #6

Oct. 8, 2007 #6

Oct. 15, 2007 #10

Oct. 22, 2007 #7

Oct. 29, 2007 #6

Nov. 5, 2007 #5

Nov. 12, 2007 #5

Nov. 19, 2007 #4

Final, 2007 #3

Preseason, 2008 #11

Sept. 1, 2008 #12

Sept. 8, 2008 #13

Sept. 15, 2008 #14

Sept. 22, 2008 #13

Sept. 29, 2008 #11

Oct. 6, 2008 #15

Oct. 13, 2008 #14

Oct. 20, 2008 #13

Oct. 27, 2008 #11

Nov. 3, 2008 #9

Nov. 10, 2008 #9

Nov. 17, 2008 #9

Nov. 24, 2008 #8

Final, 2008 #10

Preseason, 2009 #7

Sept. 7, 2009 #7

Sept. 14, 2009 #8

Sept. 21, 2009 #8

Sept. 28, 2009 #8

Oct. 5, 2009 #6

Oct. 12, 2009 #5

Oct. 19, 2009 #3

Oct. 26, 2009 #3

Nov. 2, 2009 #3

Nov. 9, 2009 #2

Nov. 16, 2009 #2

Nov. 22, 2009 #2

Final, 2009 #6

Preseason, 2010 #5

Sept. 6, 2010 #2

Sept. 13, 2010 #5

Sept. 20, 2010 #23

Sept. 27, 2010 #23

Oct. 4, 2010 #21

Oct. 11, 2010 #15

Preseason, 2011 #17

Sept. 5, 2011 #15

Sept. 12, 2011 #15

Sept. 19, 2011 #13

Sept. 26, 2011 #12

Oct. 3, 2011 #17

Sept. 1, 2014 #25

Sept. 8, 2014 #14

Sept. 15, 2014 #13

Sept. 22, 2014 #16

Sept. 29, 2014 #16

Oct. 6, 2014 #13

Oct. 13, 2014 #17

Oct. 20, 2014 #19

Oct. 27, 2014 #25

Nov. 3, 2014 #24

Nov. 10, 2014 #22

Media Poll

Sept. 3, 1983 #18

Sept. 10, 1983 #10

Sept. 17, 1983 #5

Sept. 20, 1999 #23

Sept. 8, 2003 #21

Sept. 15, 2003 #16

Sept. 22, 2003 #13

Sept. 29, 2003 #11

Oct. 6, 2003 #8

Oct. 13, 2003 #7

Oct. 20, 2003 #4

Oct. 27, 2003 #3

Nov. 3, 2003 #3

Nov. 10, 2003 #2

Nov. 17, 2003 #4

Nov. 24, 2003 #4

Dec. 1, 2003 #5

Final, 2003 #9

Preseason, 2004 #2

Sept. 6, 2004 #1

Sept. 13, 2004 #2

Sept. 20, 2004 #1

Sept. 27, 2004 #1

Oct. 4, 2004 #1

Oct. 11, 2004 #1

Oct. 18, 2004 #1

Oct. 25, 2004 #1

Nov. 1, 2004 #1

Nov. 8, 2004 #1

Nov. 15, 2004 #1

Nov. 22, 2004 #1

Final, 2004 #9

Preseason, 2005 #5

Sept. 5, 2005 #4

Sept. 12, 2005 #1

Sept. 19, 2005 #3

Sept. 26, 2005 #2

Oct. 3, 2005 #2

Oct. 10, 2005 #1

Oct. 17, 2005 #10

Oct. 24, 2005 #9

Oct. 31, 2005 #5

Nov. 7, 2005 #4

Nov. 14, 2005 #11

Nov. 21, 2005 #8

Final, 2005 #7

Preseason, 2006 #17

Sept. 4, 2006 #17

Sept. 11, 2006 #16

Sept. 18, 2006 #10

Sept. 25, 2006 #10

Oct. 2, 2006 #9

Oct. 9, 2006 #7

Oct. 16, 2006 #13

Oct. 23, 2006 #19

Oct. 30, 2006 #12

Nov. 6, 2006 #14

Nov. 13, 2006 #11

Nov. 20, 2006 #10

Final, 2006 #7

Preseason, 2007 #12

Sept. 3, 2007 #11

Sept. 10, 2007 #7

Sept. 17, 2007 #7

Sept. 24, 2007 #7

The Southern Illinois football team set a then-Missouri Valley Football Conference record by being ranked in the top 25 for 99 consecutive weeks. The streak started on Sept. 8, 2003 when the Salukis were ranked No. 23 in the coaches poll and No. 21 in the media poll. It lasted until Oct. 18, 2010, when the Salukis dropped out of the Top 25. Note: The streak does not include preseason polls

Oct. 1, 2007 #7

Oct. 8, 2007 #7

Oct. 15, 2007 #9

Oct. 22, 2007 #7

Oct. 29, 2007 #6

Nov. 5, 2007 #5

Nov. 12, 2007 #5

Nov. 19, 2007 #4

Final, 2007 #3

Preseason, 2008 #11

Sept. 1, 2008 #12

Sept. 8, 2008 #11

Sept. 15, 2008 #15

Sept. 22, 2008 #15

Sept. 29, 2008 #13

Oct. 6, 2008 #16

Oct. 13, 2008 #16

Oct. 20, 2008 #14

Oct. 27, 2008 #14

Nov. 3, 2008 #12

Nov. 10, 2008 #10

Nov. 17, 2008 #10

Nov. 24, 2008 #9

Final, 2008 #11

Preseason, 2009 #8

Sept. 7, 2009 #8

Sept. 14, 2009 #8

Sept. 21, 2009 #9

Sept. 28, 2009 #8

Oct. 5, 2009 #6

Oct. 12, 2009 #5

Oct. 19, 2009 #3

Oct. 26, 2009 #3

Nov. 2, 2009 #3

Nov. 9, 2009 #1

Nov. 16, 2009 #1

Nov. 22, 2009 #1

Final, 2009 #6

Preseason, 2010 #5

Sept. 6, 2010 #4

Sept. 13, 2010 #5

Sept. 20, 2010 #13

Sept. 27, 2010 #24

Oct. 4, 2010 #23

Oct. 11, 2010 #17

Preseason, 2011 #19

Sept. 5, 2011 #17

Sept. 12, 2011 #15

Sept. 19, 2011 #14

Sept. 26, 2011 #12

Oct. 3, 2011 #20

Sept. 8, 2014 #20

Sept. 15, 2014 #16

Sept. 22, 2014 #17

Sept. 29, 2014 #15

Oct. 6, 2014 #12

Oct. 13, 2014 #14

Oct. 20, 2014 #20

Salukis Versus FBS Ranked Opponents

<u>Date</u>	<u>Rank</u>	<u>Opponent</u>		<u>SIU</u>	<u>Opp</u>
Oct. 28, 1967	#8	Tulsa	W	16	13
Sept. 29, 1973	#11	Oklahoma State	L	7	70
Oct. 9, 1982	#20	at Florida State	L	8	59
Nov. 10, 1990	#15	at Illinois	L	21	56

NATIONAL RANKINGS

Salukis Versus FCS Ranked Opponents

Date	Rank	Opponent	W/L	SIU	Opp
Oct. 5, 1985	#8	Illinois State	W	21	0
Nov. 9, 1985	#8	at Arkansas State	L	12	41
Aug. 30, 1986	#7	at Arkansas State	L	7	22
Sept. 13, 1986	#20	at Murray State	W	31	0
Oct. 18, 1986	#16	Northern Iowa	W	27	24
Oct. 17, 1987	#9	Western Illinois	L	15	21
Oct. 24, 1987	#17	Arkansas State	L	9	33
Nov. 14, 1987	#5	at Northern Iowa	L	3	20
Sept. 3, 1988	#12	at Western Illinois	L	13	17
Sept. 23, 1989	#15	at Murray State	L	11	24
Sept. 30, 1989	#12	at Arkansas State	L	23	28
Oct. 21, 1989	#8	Missouri State	L	25	31
Oct. 6, 1990	#3	at Missouri State	L	7	31
Sept. 21, 1991	#5	Northern Iowa	W	21	20
Sept. 28, 1991	#19	Illinois State	W	14	11
Oct. 5, 1991	#19	Missouri State	L	13	17
Oct. 19, 1991	#17	at Western Illinois	L	20	21
Oct. 17, 1992	#1	Northern Iowa	L	25	30
Nov. 7, 1992	#12	at Missouri State	L	12	51
Oct. 16, 1993	#21	Western Kentucky	L	24	51
Nov. 13, 1993	#13	at Northern Iowa	L	17	49
Oct. 22, 1994	#16	at Western Kentucky	L	7	10
Nov. 12, 1994	#14	Northern Iowa	L	7	39
Aug. 31, 1995	#20	at SE Missouri State	W	30	27
Oct. 21, 1995	#14	at Northern Iowa	L	0	13
Nov. 11, 1995	#12	Eastern Illinois	L	21	42
Sept. 14, 1996	#13	Murray State	L	38	48
Oct. 5, 1996	#7	at Missouri State	L	17	24
Oct. 19, 1996	#17	Western Illinois	L	19	26
Oct. 26, 1996	#3	Northern Iowa	L	7	33
Sept. 6, 1997	#22	at Nicholls State	L	0	33
Sept. 13, 1997	#17	Murray State	W	24	20
Sept. 27, 1997	#23	Northern Iowa	L	27	28
Oct. 25, 1997	#7	Western Kentucky	L	31	52
Nov. 1, 1997	#2	Western Illinois	L	26	31
Nov. 8, 1997	#4	Youngstown State	L	10	34
Sept. 5, 1998	#23	at Murray State	L	13	41
Sept. 19, 1998	#6	Northern Iowa	W	27	20
Oct. 10, 1998	#7	at Youngstown State	L	21	34
Oct. 17, 1998	#5	Western Illinois	L	3	13
Nov. 7, 1998	#18	Western Kentucky	L	28	48
Sept. 11, 1999	#25	Murray State	W	58	51
Sept. 25, 1999	#3	at Northern Iowa	L	14	34
Oct. 2, 1999	#22	at South Florida	L	14	21
Oct. 9, 1999	#10	Youngstown State	L	37	43
Oct. 16, 1999	#20	at Western Illinois	L	27	68
Oct. 23, 1999	#12	Illinois State	L	48	55
Sept. 16, 2000	#16	Northern Iowa	W	34	14
Oct. 7, 2000	#11	Western Illinois	L	17	42
Nov. 11, 2000	#2	at Youngstown State	W	21	20
Nov. 18, 2000	#8	Western Kentucky	L	0	22
Sept. 29, 2001	#13	at Western Illinois	L	0	33
Oct. 13, 2001	#14	at Northern Iowa	L	14	19
Oct. 20, 2001	#9	Eastern Illinois	L	21	49
Nov. 3, 2001	#10	Youngstown State	L	7	31
Oct. 5, 2002	#8	Western Illinois	W	54	52
Oct. 12, 2002	#12	Northern Iowa	W	42	13
Nov. 16, 2002	#16	Western Kentucky	L	16	48
Sept. 6, 2003	#20	SE Missouri State	W	28	7
Oct. 18, 2003	#2	at Western Illinois	W	37	32
Nov. 1, 2003	#8	at Western Kentucky	W	28	24
Nov. 15, 2003	#11	at Northern Iowa	L	40	43
Nov. 29, 2003	#2	at Delaware*	L	7	48
Oct. 2, 2004	#15	Northern Iowa	W	40	36
Oct. 16, 2004	#4	Western Kentucky	W	38	10
Nov. 27, 2004	#13	Eastern Washington*	L	31	35
Oct. 27, 2005	#1	at Western Kentucky	W	31	20
Nov. 5, 2005	#15	Youngstown State	W	31	17
Nov. 12, 2005	#14	at Northern Iowa	L	24	25
Nov. 19, 2005	#20	North Dakota State	W	9	0
Nov. 26, 2005	#19	at Eastern Illinois*	W	21	6
Dec. 3, 2005	#4	at Appalachian State*	L	24	38
Oct. 14, 2006	#5	at Illinois State	L	10	37
Nov. 4, 2006	#7	at Youngstown State	L	24	31
Nov. 11, 2006	#11	Northern Iowa	W	47	23
Nov. 25, 2006	#12	UT-Martin*	W	36	30
Dec. 2, 2006	#2	at Montana*	L	3	20
Oct. 6, 2007	#10	Youngstown State	W	24	17
Oct. 13, 2007	#2	at Northern Iowa	L	24	30
Nov. 3, 2007	#19	at Western Illinois	W	10	9
Nov. 24, 2007	#17	Eastern Illinois*	W	30	11
Dec. 1, 2007	#7	Massachusetts*	W	34	27
Dec. 8, 2007	#13	Delaware*	L	17	20
Sept. 27, 2008	#5	Northern Iowa	W	27	24
Oct. 4, 2008	#6	at North Dakota State	L	27	35
Nov. 8, 2008	#17	Western Illinois	W	24	14
Nov. 29, 2008	#10	New Hampshire*	L	20	29
Oct. 17, 2009	#2	at Northern Iowa	W	27	20
Nov. 7, 2009	#9	at South Dakota State	W	34	15
Nov. 28, 2009	#17	Eastern Illinois*	W	48	7
Dec. 5, 2009	#6	William & Mary*	L	24	3
Oct. 2, 2010	#19	at Illinois State	W	38	17
Oct. 9, 2010	#15	Northern Iowa	W ^(OT)	45	35
Nov. 6, 2010	#20	at North Dakota State	L	6	20
Nov. 13, 2010	#21	Western Illinois	W	20	10
Oct. 8, 2011	#3	North Dakota State	L	3	9
Oct. 22, 2011	#2	at Northern Iowa	L	10	17
Oct. 29, 2011	#22	Illinois State	L	30	38
Nov. 19, 2011	#23	at Indiana State	W	35	28
Oct. 6, 2012	#9	at Illinois State	W	17	0
Oct. 20, 2012	#15	at Youngstown State	W	38	21
Oct. 27, 2012	#3	at North Dakota State	L	17	23
Nov. 3, 2012	#21	South Dakota State	L	12	16
Sept. 7, 2013	#14	Eastern Illinois	L ^{2OT}	37	40
Sept. 28, 2013	#25	Youngstown State	L	27	28
Oct. 5, 2013	#7	at South Dakota State	W	27	24
Oct. 12, 2013	#4	at Northern Iowa	W	24	17
Oct. 19, 2013	#1	North Dakota State	L	10	31
Sept. 6, 2014	#14	at Eastern Illinois	W	38	21
Oct. 11, 2014	#1	at North Dakota State	L	10	38
Oct. 18, 2014	#19	at Youngstown State	L	14	26
Oct. 25, 2014	#24	Indiana State	L	26	41
Nov. 15, 2014	#12	Northern Iowa	L	21	40
Nov. 22, 2014	#7	at Illinois State	L	29	44
Sept. 26, 2015	#10	Liberty	W	34	13
Oct. 24, 2015	#17	Youngstown State	W ^{OT}	38	31
Oct. 31, 2015	#6	North Dakota State	L	29	35
Nov. 14, 2015	#6	Illinois State	L	21	42
Nov. 21, 2015	#15	at Northern Iowa	L	28	49

* Denotes Playoff Game

SIU's Record When...

(Ranked in the Coaches Poll)

Nationally Ranked90-39

Ranked in the Top 10.....62-18

Ranked in the Top 5.....39-12

Ranked No. 113-3

SIU's Record Against...

All-Time vs. Ranked Teams 44-74

All-Time vs. Top 10 Teams 17-35

All-Time vs. Top 5 Teams 8-18

All-Time vs. No. 1..... 1-3

ANNUAL SIU OFFENSIVE STATS

Year	W-L-T	TDs	FG	Points	Avg.	1st Downs	Rush	Yards	TDs	Avg.	Pass	Att.	Comp.	Int.	TD	Yards	Avg.	Total	Plays	Yards	Avg.	Pen.	Yds
1959	5-4	26	—	181	20.1	—	402	1663	—	184.8	100	37	7	3	401	44.6	502	2064	229.3	—	—		
1960	8-2	41	—	294	29.4	177	503	2585	32	285.5	163	64	11	8	996	99.6	666	3581	358.1	67	621		
1961	7-3	37	—	244	24.4	202	541	2447	35	244.7	168	83	8	1	1089	108.9	709	3536	353.6	68	692		
1962	4-6	21	3	152	15.2	145	461	1662	17	166.2	172	60	17	4	780	78.0	633	2442	244.2	69	618		
1963	4-5	22	—	146	16.2	117	270	827	4	91.9	202	94	13	18	1435	159.4	472	2262	251.3	62	510		
1964	2-8	18	1	123	12.3	133	363	817	4	81.7	276	115	22	14	1653	165.3	639	2470	247.0	90	909		
1965	2-8	16	0	104	10.4	140	405	919	9	91.9	269	105	25	7	1237	123.7	674	2156	215.6	56	478		
1966	4-5-1	21	3	152	15.2	159	510	1801	14	180.1	187	89	5	16	1068	106.8	697	2869	286.9	60	705		
1967	3-7	14	6	120	12.0	146	448	1368	9	136.8	232	86	23	6	1254	125.4	680	2622	262.2	65	635		
1968	6-3	26	7	205	22.8	146	490	1794	16	199.3	158	64	15	7	996	110.7	648	2790	310.0	66	659		
1969	5-5	34	5	237	23.7	179	568	2522	22	252.2	199	70	18	5	894	89.4	767	3416	341.6	83	886		
1970	6-3	34	9	265	29.4	172	447	1540	22	171.1	264	121	10	13	1567	174.1	711	3107	345.2	65	863		
1971	6-4	31	4	226	22.6	186	532	2142	21	214.2	218	100	8	10	1490	149.0	750	3632	363.2	77	609		
1972	1-8-1	4	9	54	5.4	109	503	1227	3	122.7	178	64	16	1	725	72.5	681	1952	195.2	58	556		
1973	3-7-1	34	11	267	26.7	192	635	2319	31	210.8	195	84	12	3	1241	112.8	830	3560	323.6	63	617		
1974	2-9	18	7	147	13.4	160	517	1704	12	154.9	193	76	11	6	1151	104.6	710	2855	259.5	43	448		
1975	1-9-1	23	8	179	16.3	164	586	2432	20	221.1	122	47	12	3	737	67.0	708	3169	228.1	52	429		
1976	7-4	30	6	234	21.3	163	579	2416	23	219.6	140	61	12	4	931	84.6	719	3347	304.3	81	815		
1977	3-8	11	6	96	8.7	140	566	1425	8	129.5	180	71	13	3	1013	92.1	746	2438	221.6	74	738		
1978	7-4	28	10	219	19.9	158	550	2033	17	184.8	203	99	12	8	1325	120.5	753	3358	305.3	64	623		
1979	8-3	29	9	232	21.1	173	539	2240	20	203.6	183	85	8	8	1443	131.2	722	3683	334.8	78	893		
1980	3-8	26	8	211	19.2	188	607	2332	25	212.0	177	67	13	1	844	76.2	784	3176	288.7	67	557		
1981	7-4	27	15	234	21.3	181	555	2126	20	193.0	225	123	11	6	1349	123	780	3475	315.9	61	538		
1982	6-5	26	6	202	18.4	199	410	1315	13	119.5	399	204	23	11	2303	209.4	809	3618	328.9	67	570		
1983	13-1	56	18	448	32.0	223	625	1911	34	136.5	360	183	22	12	2488	177.7	985	4399	314.2	118	850		
1984	3-8	25	10	206	18.7	168	410	1430	11	130.0	313	141	30	9	1806	164.2	723	3236	294.2	74	528		
1985	4-7	45	5	327	29.7	188	494	2386	24	216.9	245	106	14	14	1449	131.7	739	3835	348.6	75	625		
1986	7-4	30	7	235	21.2	158	473	890	13	171.8	242	106	15	11	1305	118.6	715	3195	290.5	75	618		
1987	3-8	19	12	166	15.1	175	523	2196	15	199.6	224	87	10	2	1086	98.7	747	3282	298.4	85	723		
1988	4-7	25	8	201	18.3	197	583	2239	18	203.5	213	123	12	7	1474	134.0	796	3713	337.5	63	554		
1989	2-9	26	13	222	20.2	220	397	1245	8	113.2	432	238	19	18	2569	233.5	829	3814	346.7	81	819		
1990	2-9	21	10	174	15.8	208	398	1145	6	104.1	408	209	13	14	2268	206.0	806	3413	310.3	76	739		
1991	7-4	32	4	225	20.5	202	475	1789	17	162.6	287	143	17	15	2003	182.1	762	3792	344.7	71	699		
1992	4-7	48	7	350	31.9	258	502	2532	25	230.2	314	176	12	22	2525	229.5	816	5057	459.7	65	558		
1993	2-9	35	4	242	22.0	227	477	1588	17	144.4	338	184	17	14	2306	209.6	815	3894	354.0	68	583		
1994	1-10	19	8	166	15.1	148	347	1092	4	99.3	337	162	10	14	1774	161.3	684	2866	260.5	109	908		
1995	5-6	25	9	198	18.0	172	416	1545	11	140.5	302	140	16	8	1826	166.0	718	3371	306.5	102	821		
1996	5-6	38	13	302	27.5	225	461	2029	19	184.5	341	184	12	16	2312	210.2	802	4341	394.6	99	882		
1997	3-8	32	11	238	21.6	174	407	1339	13	121.7	306	162	10	16	2161	196.5	713	3500	318.2	58	518		
1998	3-8	36	5	259	23.5	236	523	2457	20	223.4	287	160	10	14	1939	176.3	810	4396	399.6	67	572		
1999	5-6	56	12	424	38.5	262	419	1897	26	172.5	394	223	10	27	3102	282.0	813	4999	454.5	82	654		
2000	3-8	21	11	208	18.9	185	475	1576	13	143.3	314	152	18	8	1616	146.9	789	3192	290.2	98	951		
2001	1-10	21	7	167	15.2	179	480	1942	13	176.5	288	145	20	6	1579	143.5	768	3521	320.1	80	674		
2002	4-8	56	9	414	34.5	230	613	3308	36	275.7	184	98	5	14	1419	118.2	797	4727	393.9	84	759		
2003	10-2	59	10	437	36.4	262	618	3173	41	264.4	221	123	7	17	1806	150.5	839	4979	414.9	100	803		
2004	10-2	67	13	511	42.6	285	557	3404	42	283.7	274	165	7	23	2628	219.0	831	6032	502.7	82	657		
2005	9-4	61	9	449	34.5	275	514	2261	29	173.9	350	225	9	25	2983	229.5	864	5244	403.4	95	732		
2006	9-4	57	15	448	34.5	263	573	3035	37	233.5	206	125	4	17	1806	138.9	779	4841	372.4	68	613		
2007	12-2	70	15	530	37.9	336	606	2896	37	206.9	384	270	8	28	3293	235.2	990	6189	442.1	72	662		
2008	9-3	44	15	353	29.4	234	455	2031	19	169.2	348	198	10	17	2241	186.8	803	4272	356.0	79	644		
2009	11-2	55	19	442	34.0	247	526	2854	30	219.5	296	182	9	18	2279	175.3	822	5133	394.8	79	764		
2010	5-6	44	7	331	30.1	228	470	2084	22	189.5	290	175	13	18	2076	188.7	760	4160	378.2	56	495		
2011	4-7	37	9	283	25.7	221	466	2014	28	183.1	303	175	12	8	2142	194.7	767	4156	377.8	65	533		
2012	6-5	32	7	247	22.5	182	418	1355	11	123.2	336	196	10	12	1900	172.7	754	3255	295.9	69	592		
2013	7-5	41	18	342	28.5	246	456	1837	14	153.1	409	233	10	25	2782	231.8	865	4619	384.9	62	530		
2014	6-6	46	10	353	29.4	249	420	1717	17	143.1	425	265	14	29	2840	236.7	845	4557	379.8	48	416		
2015	3-8	51	14	397	36.1	273	453	2196	20	199.6	427	280	11	26	3283	298.5	880	5479	498.1	67	667		

OPPONENT OFFENSIVE STATS VS. SIU

Year	G	TDs	FG	Points	Avg.	1st Downs	RushYards	TDs	Avg.	Pass Att.	Comp.	Int.	TD Yards	Avg.	Total Plays	Yards	Avg.	Pen.	Yds		
1959	9	21	—	144	16.0	—	344	1154	—	128.2	149	58	14	7	1062	118.0	493	2216	246.2	—	—
1960	10	—	—	173	17.3	121	420	1534	—	153.4	154	65	12	9	957	95.7	574	2491	249.1	38	354
1961	10	—	—	102	10.2	108	541	1057	—	105.7	200	86	14	—	797	79.7	741	1854	185.4	33	300
1962	10	24	0	144	14.4	129	457	1750	12	175.0	136	54	20	4	610	61.0	593	2360	236.0	55	495
1963	9	—	—	153	17.0	141	444	1640	—	182.2	157	66	6	8	813	90.3	601	2453	272.6	60	611
1964	10	32	2	238	23.8	166	399	1723	16	172.3	205	110	16	16	1414	141.4	604	3137	313.7	82	790
1965	10	—	—	217	21.7	159	485	1585	—	158.5	188	99	10	14	1393	139.3	673	2978	297.8	70	788
1966	10	27	4	217	21.7	158	389	1335	13	133.5	269	127	17	11	1601	160.1	658	2936	293.6	60	575
1967	10	31	4	227	22.7	185	509	2099	18	209.9	230	110	15	10	1376	137.6	739	3475	347.5	63	648
1968	9	20	9	161	17.9	146	382	944	9	104.9	274	131	14	9	1707	189.7	656	2651	294.6	52	550
1969	10	24	3	173	17.3	162	446	1242	12	124.2	296	124	15	11	1707	170.7	742	2949	294.9	64	648
1970	9	24	5	175	19.4	165	361	780	11	86.6	331	151	11	13	1939	215.4	692	2719	302.1	55	541
1971	10	26	4	195	19.5	163	485	1776	11	177.6	201	86	16	12	1458	145.8	686	3234	323.4	55	556
1972	10	20	9	172	17.2	151	536	1930	13	193.0	201	69	18	6	1069	106.9	737	2999	299.9	50	504
1973	11	39	8	296	26.9	184	547	2338	28	212.5	219	99	12	10	1509	137.2	766	3847	349.7	81	817
1974	11	39	10	302	27.5	223	655	2829	29	257.1	185	90	3	10	1387	126.1	840	4216	383.2	59	604
1975	11	47	12	354	32.2	220	646	3253	39	295.7	175	94	3	8	1467	133.4	821	4720	429.1	69	588
1976	11	30	4	223	20.3	189	595	2551	22	231.9	184	84	11	7	1106	100.5	779	3657	332.5	70	642
1977	11	31	6	232	21.1	175	568	2433	25	221.2	197	77	14	3	1200	109.1	765	3633	330.3	85	852
1978	11	25	10	203	18.5	182	551	1699	15	154.5	175	132	18	8	1885	171.4	726	3584	325.8	61	611
1979	11	24	7	188	17.1	198	543	1847	13	167.9	295	130	15	10	1712	155.6	838	3559	323.5	82	832
1980	11	33	12	267	24.3	188	483	1718	19	156.1	278	134	16	8	1984	180.3	761	3702	336.5	69	691
1981	11	20	11	174	15.8	188	455	1669	10	152.0	302	153	15	8	2020	184	757	3689	335.0	72	570
1982	11	26	10	209	19.0	181	514	1561	15	141.9	260	132	20	10	1898	172.5	774	3459	314.5	67	513
1983	14	23	7	178	12.7	181	614	1602	12	114.4	350	142	41	11	1554	111.0	964	3156	225.5	87	686
1984	11	35	13	279	25.4	191	534	1986	20	180.5	287	140	12	14	1714	155.8	821	3700	336.4	76	619
1985	11	33	9	256	23.3	213	539	2118	24	192.5	253	131	11	8	1392	126.5	792	3510	319.1	52	351
1986	11	28	8	222	20.2	183	454	1323	10	120.3	312	162	15	16	2370	215.5	766	3695	335.7	87	744
1987	11	26	15	228	20.7	196	509	1765	16	160.5	269	136	9	9	1772	161.1	778	3537	321.5	72	649
1988	11	34	10	262	23.8	213	548	2336	25	212.4	208	110	6	8	1745	158.6	756	4081	371.0	58	506
1989	11	40	4	290	26.4	181	502	2180	24	198.2	224	103	14	11	1440	130.9	726	3620	329.1	86	750
1990	11	40	11	313	28.5	226	522	2241	26	203.7	255	128	3	13	2031	184.6	777	4272	388.4	81	707
1991	11	35	8	271	24.6	214	540	2436	27	221.5	219	111	9	5	1615	146.8	759	4051	368.3	63	592
1992	11	56	8	402	36.5	228	574	3255	44	295.9	146	89	9	10	1335	121.4	720	4590	417.3	64	542
1993	11	50	8	373	33.9	217	513	2571	31	233.7	223	123	7	14	1812	164.7	736	4383	398.4	66	606
1994	11	30	13	351	31.9	251	606	2710	30	246.4	231	120	8	13	1745	158.6	837	4455	405.0	80	664
1995	11	40	5	291	26.5	220	524	2211	25	201.0	273	137	9	10	2010	182.7	797	4221	383.7	81	735
1996	11	39	12	302	27.5	227	449	1914	19	174.0	321	163	12	15	2295	208.6	770	4209	382.6	77	633
1997	11	41	15	320	29.1	254	547	3030	32	275.5	271	142	11	9	2026	184.2	818	5056	459.9	77	726
1998	11	41	5	296	26.9	234	471	2218	21	201.6	268	156	12	21	2217	201.5	739	4435	403.2	63	575
1999	11	60	5	432	39.3	252	466	2356	28	214.2	333	203	14	28	2981	271.0	799	5337	485.2	92	902
2000	11	32	8	316	28.7	164	421	1252	18	113.8	261	129	12	19	1834	166.7	682	3086	280.5	83	720
2001	11	43	13	339	30.8	229	542	2244	25	224.4	281	162	12	14	2188	198.9	823	4432	402.9	68	615
2002	12	51	2	360	30.0	248	512	2369	28	197.4	324	176	12	22	2502	208.5	836	4871	405.9	79	691
2003	12	30	6	229	19.1	209	452	1348	10	112.3	365	203	11	17	2331	194.2	817	3679	306.6	73	651
2004	12	19	9	158	13.2	193	401	1220	6	101.7	413	199	17	12	2432	202.7	814	3652	304.3	68	603
2005	13	35	19	298	22.9	261	454	1486	10	114.3	473	283	12	24	3412	262.5	927	4898	376.8	81	652
2006	13	32	12	256	19.7	249	490	2143	19	134.0	365	213	7	11	2486	191.2	855	4228	325.2	60	518
2007	14	27	18	243	17.4	263	486	1822	14	130.1	456	273	21	13	2928	209.1	942	4750	339.3	90	795
2008	12	31	13	256	21.3	219	441	1344	14	112.0	396	234	16	15	2542	211.8	837	3886	323.8	68	646
2009	13	25	11	207	15.9	239	479	1569	9	120.7	424	237	23	14	2654	204.2	903	4223	324.8	67	611
2010	11	36	11	285	25.9	195	431	1686	18	153.3	277	155	11	15	2019	178.8	708	3653	332.1	62	513
2011	11	41	5	297	27.0	186	405	1386	17	126.0	287	169	12	21	2488	226.2	692	3874	352.2	73	658
2012	11	27	9	214	19.5	198	409	1224	14	111.3	371	226	9	12	2323	211.2	780	3547	322.5	70	639
2013	12	39	11	302	25.2	226	420	1474	13	122.8	394	234	10	21	2875	239.6	814	4349	362.4	53	468
2014	12	39	15	317	26.4	243	487	1949	17	162.4	366	200	8	18	2699	224.9	853	4648	387.3	70	596
2015	11	49	14	381	34.6	243	506	2642	27	240.2	323	183	5	18	2503	227.5	829	5145	467.7	59	561

ANNUAL SIU DEFENSIVE STATS

Year	W-L-T	ST	AT	TT	TFL	Yds	Sack	Yds	Int.	Yds	PBU	QBH	FR	Yds.	FF	Bk K	Safety
1968	6-3	--	--	--	--	--	--	--	14	141	--	--	--	--	--	--	1
1969	5-5	--	--	--	--	--	--	--	15	231	--	--	--	--	--	--	0
1970	6-3	--	--	--	--	--	--	--	10	74	--	--	--	--	--	--	1
1971	6-4	347	398	745	42	211	--	--	8	88	29	--	16	--	14	--	0
1972	1-8-1	330	412	742	--	--	--	--	16	128	25	--	18	--	--	--	0
1973	3-7-1	486	351	837	46	316	--	--	12	113	38	--	18	--	--	2	0
1974	2-9	--	--	--	--	--	--	--	5	78	--	--	--	--	--	--	1
1975	1-9-1	460	575	1035	55	208	--	--	3	11	25	5	15	--	-9	2	0
1976	7-4	607	472	1079	61	--	--	--	11	61	38	--	18	--	--	6	3
1977	3-7	622	362	984	--	--	23	--	15	90	9	--	17	--	17	3	2
1978	7-4	619	396	1015	41	255	--	--	18	167	12	--	20	--	18	5	1
1979	8-3	596	422	1018	--	--	39	279	15	84	22	--	15	--	17	5	1
1980	3-8	312	444	756	49	--	--	--	16	81	23	--	14	--	--	0	0
1981	7-4	618	484	1102	--	--	20	--	15	204	30	--	21	--	24	4	2
1982	6-5	601	452	1053	--	--	36	--	20	164	--	--	12	--	--	--	2
1983	13-1	718	489	1207	37	--	60	--	41	538	--	--	28	--	--	--	1
1984	3-8	560	424	984	52	--	31	--	12	128	--	--	7	--	--	--	0
1985	4-7	478	445	923	46	--	38	--	11	228	--	--	19	--	--	--	0
1986	7-4	492	494	986	51	--	23	--	16	182	--	--	22	--	--	--	3
1987	3-8	460	403	863	76	--	25	--	9	--	28	--	15	--	--	--	2
1988	4-7	648	620	1268	65	--	37	--	6	177	33	--	9	--	--	--	1
1989	2-9	422	421	843	53	--	23	--	14	55	36	--	8	--	--	--	0
1990	2-9	468	396	864	51	--	15	--	4	50	26	--	13	--	--	--	0
1991	7-4	440	494	934	30	99	12	67	10	30	17	--	10	--	--	--	0
1992	4-7	486	598	1084	31	79	21	155	9	35	22	--	11	--	8	--	0
1993	2-9	501	414	915	45	161	15	104	7	53	27	--	6	--	4	--	0
1994	1-10	606	494	1100	65	203	29	156	8	144	34	--	13	38	--	1	0
1995	5-6	591	351	942	86	320	20	132	9	149	43	--	7	--	11	--	0
1996	5-6	461	386	847	104	413	34	219	12	283	42	--	16	--	22	--	0
1997	3-8	588	422	1010	41	114	12	45	11	114	35	5	10	107	6	0	0
1998	3-8	435	455	890	82	268	25	141	12	142	21	42	14	69	--	3	0
1999	5-6	457	401	858	82	382	35	230	14	138	31	--	13	--	9	1	0
2000	3-8	344	368	712	120	524	41	340	12	108	35	--	14	9	9	--	1
2001	1-10	526	312	838	84	306	25	180	12	36	27	1	10	40	9	7	1
2002	5-6	458	415	873	62	246	21	146	12	128	53	--	17	--	17	3	0
2003	10-2	509	330	839	79	314	28	199	11	117	36	--	15	2	11	3	1
2004	10-2	485	334	819	72	268	27	179	17	211	57	--	10	5	18	5	2
2005	9-4	573	338	909	95	387	35	230	12	168	60	0	10	26	10	6	0
2006	9-4	471	478	949	89	390	36	249	7	7	44	19	6	0	7	6	0
2007	12-2	540	482	1022	94	358	26	190	21	303	52	1	8	30	11	4	0
2008	9-3	516	349	865	84	339	29	209	16	241	36	23	14	8	20	2	1
2009	11-2	524	412	936	79	368	36	274	23	339	41	50	10	28	7	4	1
2010	5-6	403	326	729	70	303	22	172	11	103	27	30	7	26	8	3	1
2011	4-7	412	316	728	78	300	25	173	12	90	18	27	11	(-7)	12	2	0
2012	6-5	390	472	862	78	317	35	230	9	196	40	40	15	155	18	6	1
2013	7-5	469	350	819	71	307	24	192	10	176	39	33	8	27	9	6	1
2014	6-6	436	452	888	55	246	31	191	8	80	45	31	8	10	9	5	1
2015	3-8	414	558	972	63	221	18	113	5	149	40	36	9	31	9	7	0

SIU SEASON RECORDS

Highs

Wins

1.	2007	14-2
2.	1983	13-1
3.	2009	11-2
4.	2004	10-2
4.	2003	10-2
6.	2005	9-4
6.	2006	9-4
6.	2008	9-3

Touchdowns

1.	2007	70
2.	2004	67
3.	2005	61
4.	2003	59
5.	2006	57

Field Goals

1.	2009	19
2.	1983	18
2.	2013	18
4.	2007	15
4.	1981	15
4.	2006	15
4.	2008	15

Points

1.	2007	530
2.	2004	511
3.	2005	449
4.	1983	448
4.	2006	448

Points Per Game

1.	2004	42.6
2.	1999	38.5
3.	2007	37.9
4.	2003	36.4
5.	2015	36.1

First Downs

1.	2007	336
2.	2004	285
3.	2005	275
4.	2015	273
5.	2006	263

Rushing Attempts

1.	1973	635
2.	1983	625
3.	2003	618
4.	2002	613
5.	1980	607

Rushing Yards

1.	2004	3,404
2.	2002	3,308
3.	2003	3,173
4.	2006	3,035
5.	2007	2,896

Rushing Per Game

1.	1960	285.5
2.	2004	283.7
3.	2002	275.7
4.	2003	264.4
5.	1969	252.2

Rushing

Touchdowns

1.	2004	42
2.	2003	41
3.	2007	37
3.	2006	37
5.	2002	36

Pass Attempts

1.	1989	432
2.	2015	427
3.	2014	425
4.	2013	409
5.	1990	408

Pass Completions

1.	2015	280
2.	2007	270
3.	2014	265
4.	1989	238
5.	2013	233

Passing Yards

1.	2007	3,293
2.	2015	3,283
3.	1999	3,102
4.	2005	2,983
5.	2014	2,840

Passing Per Game

1.	2015	298.5
2.	1999	282.0
3.	2014	236.7
4.	2007	235.2
5.	1989	233.5

Passing

Touchdowns

1.	2014	29
2.	2008	28
3.	1999	27
4.	2015	26
5.	2005	25
5.	2013	25

Interceptions Thrown

1.	1984	30
2.	1965	25
3.	1982	23
3.	1967	23
5.	1983	22
5.	1964	22

Total Plays

1.	2007	990
2.	1983	985
3.	2015	880
4.	2013	865
5.	2005	864

Total Yards

1.	2007	6,189
2.	2004	6,032
3.	2015	5,479
4.	2005	5,244
5.	1992	5,057

Yards Per Game

1.	2004	502.7
2.	2015	498.1
3.	1992	459.7
4.	1999	454.5
5.	2007	442.1

Penalties

1.	1983	118
2.	1994	109
3.	1995	102
4.	2003	100
5.	1996	99

Penalty Yards

1.	2000	951
2.	1964	909
3.	1994	908
4.	1979	893
5.	1969	886

Turnover Margin

1.	2009	+17
1.	1983	+17
2.	2004	+15

Low

Touchdowns

1.	1972	4
2.	1977	11
3.	1967	14
4.	1965	16
5.	1964	18
5.	1974	18

Field Goals

1.	1965	0
2.	1964	1
3.	1662	3
3.	1966	3
5.	1971	4
5.	1991	4
5.	1993	4

Points

1.	1972	54
2.	1977	96
3.	1965	104
4.	1967	120
5.	1964	123

Points Per Game

1.	1972	5.4
2.	1977	8.7
3.	1965	10.4
4.	1967	12.0
5.	1964	12.3

First Downs

1.	1972	109
2.	1963	117
3.	1964	133
4.	1965	140
4.	1977	140

Rushing Attempts

1.	1963	270
2.	1994	347
3.	1964	363
4.	1990	398
5.	1989	397

Rushing Yards

1.	1963	270
2.	1994	347
3.	1964	363
4.	1989	397
5.	1990	398

Rushing Per Game

1.	1964	81.7
2.	1963	91.9
2.	1965	91.9
4.	1994	99.3
5.	1990	104.1

Rushing

Touchdowns

1.	1972	3
2.	1963	4
2.	1964	4
2.	1994	4
5.	1990	6

Pass Attempts

1.	1959	100
2.	1975	122
3.	1976	140
4.	1968	158
5.	1960	163

Pass Completions

1.	1959	37
2.	1975	47
3.	1962	60
4.	1976	61
5.	1960	64
5.	1968	64
5.	1972	64

Passing Yards

1.	1959	401
2.	1972	725
3.	1975	737
4.	1962	780
5.	1980	844

Pass Per Game

1.	1959	44.6
2.	1975	67.0
3.	1972	72.5
4.	1980	76.2
5.	1962	78.0

Passing Touchdowns

1.	1961	1
1.	1972	1
1.	1980	1
4.	1987	2
5.	1959	3
5.	1973	3
5.	1975	3
5.	1977	3

Interceptions Thrown

1.	2006	4
2.	1966	5
2.	2002	5
4.	1959	7
4.	2003	7
4.	2004	7

Total Plays

1.	1959	502
2.	1962	633
3.	1964	639
4.	1968	648
5.	1960	666

Total Yards

1.	1972	1,952
2.	1959	2,064
3.	1965	2,156
4.	1963	2,262
5.	1977	2,438

Yards Per Game

1.	1972	195.2
2.	1965	215.6
3.	1977	221.6
4.	1975	228.1
5.	1959	229.3

Penalties

1.	1974	43
2.	2014	48
3.	1975	52
4.	2010	56
5.	1965	56

Penalty Yards

1.	2014	416
2.	1974	429
3.	1974	448
4.	1965	478
5.	2010	495

OPP. SEASON RECORDS

Highs

Touchdowns

1. 1999	60
2. 1992	56
3. 2002	51
4. 1993	50
5. 2015	49

Field Goals

1. 2005	19
2. 2007	18
3. 2014	15
3. 1997	15
3. 1987	15

Points

1. 1999	432
2. 1992	402
3. 2015	381
4. 1993	373
5. 2002	360

Points Per Game

1. 1999	39.3
2. 1992	36.5
3. 2015	34.6
4. 1993	33.9
5. 1975	32.2

First Downs

1. 2007	263
2. 2005	261
3. 1997	254
4. 1999	252
5. 1994	251

Rushing Attempts

1. 1974	655
2. 1975	646
3. 1983	614
4. 1994	606
5. 1976	595

Rushing Yards

1. 1992	3,255
2. 1975	3,253
3. 1997	3,030
4. 1974	2,829
5. 1994	2,710

Rushing Per Game

1. 1992	295.9
2. 1975	295.7
3. 1997	275.5
4. 1974	257.1
5. 1994	246.4

Rushing

Touchdowns

1. 1992	44
2. 1975	39
3. 1997	32
4. 1993	31
5. 1994	30

Pass Attempts

1. 2005	473
2. 2007	456
3. 2009	424
4. 2004	413
5. 2013	394

Pass Completions

1. 2005	283
2. 2007	273
3. 2009	237
4. 2013	234
5. 2012	226

Passing Yards

1. 2005	3,412
2. 1999	2,981
3. 2007	2,929
4. 2013	2,875
5. 2014	2,699

Passing Per Game

1. 1999	271.0
2. 2005	262.5
3. 2013	239.6
4. 2015	227.5
5. 2014	224.9

Passing

Touchdowns

1. 1999	28
2. 2005	24
3. 2002	22
4. 1998	21
4. 2011	21
4. 2013	21

Interceptions

Thrown

1. 1983	41
2. 2009	23
3. 2007	21
4. 1982	20
4. 1962	20

Total Plays

1. 1983	964
2. 2007	942
3. 2005	927
4. 2009	903
5. 2006	855

Total Yards

1. 2015	5,145
2. 2005	4,898
3. 2002	4,871
4. 2007	4,750
5. 1975	4,720

Yards Per Game

1. 1999	485.2
2. 2015	467.7
3. 1997	459.9
4. 1975	429.1
5. 1992	417.3

Penalties

1. 1999	92
2. 2007	90
3. 1986	87
3. 1983	87
5. 1989	86

Penalty Yards

1. 1999	902
2. 1977	852
3. 1979	832
4. 1973	817
5. 2007	795

Lows

Touchdowns

1. 2004	19
2. 1968	20
2. 1972	20
2. 1981	20
5. 1959	21

Field Goals

1. 1962	0
2. 1964	2
2. 2002	2
4. 1969	3
5. 1966	4
5. 1967	4
5. 1971	4
5. 1976	4
5. 1989	4

Points

1. 1961	102
2. 1959	144
2. 1962	144
4. 1963	153
5. 2004	158

Points Per Game

1. 1961	10.2
2. 1983	12.7
3. 2004	13.2
4. 1962	14.4
5. 1981	15.8

First Downs

1. 1961	108
2. 1960	121
3. 1962	129
4. 1963	141
5. 1968	146

Rushing Attempts

1. 1959	344
2. 1970	361
3. 1968	382
4. 1966	389
5. 1964	399

Rushing Yards

1. 1970	780
2. 1968	944
3. 1961	1,057
4. 1959	1,154
5. 2004	1,220

Rushing Per Game

1. 1970	86.6
2. 2004	101.7
3. 1968	104.9
4. 1961	105.7
5. 2012	111.3

Rushing

Touchdowns

1. 2004	6
2. 1968	9
2. 2009	9
4. 1981	10
4. 1986	10
4. 2003	10
4. 2005	10

Pass Attempts

1. 1962	136
2. 1992	146
3. 1959	149
4. 1960	154
5. 1963	157

Pass Completions

1. 1962	54
2. 1959	58
3. 1960	65
4. 1963	66
5. 1972	69

Passing Yards

1. 1962	610
2. 1961	797
3. 1963	813
4. 1960	957
5. 1959	1,062

Passing Per Game

1. 1962	61.0
2. 1961	79.7
3. 1963	90.3
4. 1960	95.7
5. 1976	100.5

Passing

Touchdowns

1. 1977	3
2. 1962	4
3. 1991	5
4. 1972	6
5. 1959	7
5. 1976	7

Interceptions

Thrown

1. 1974	3
1. 1975	3
1. 1990	3
4. 2015	5
5. 1963	6
5. 1988	6

Total Plays

1. 1959	493
2. 1960	574
3. 1962	593
4. 1963	601
5. 1965	604

Total Yards

1. 1961	1,854
2. 1959	2,216
3. 1962	2,360
4. 1963	2,453
5. 1960	2,491

Yards Per Game

1. 1961	185.4
2. 1983	225.5
3. 1962	236.0
4. 1959	246.2
5. 1960	249.1

Penalties

1. 1961	33
2. 1960	38
3. 1972	50
4. 1968	52
5. 1985	52

Penalty Yards

1. 1961	300
2. 1985	351
3. 1960	354
4. 2013	468
5. 1962	495

SINGLE-GAME RECORDS

Most Points Scored Game - SIU

1.	Univ. of Arts & Science, Nov. 6, 1914	118
2.	Union, Ky., Sept. 10, 2005	82
3.	Shurtleff College, Nov. 12, 1915	80
4.	Kentucky Wesleyan, Aug. 29, 2002	78
5.	West Virginia Tech, Sept. 21, 2002	76
6.	Saint Joseph's, Sept. 27, 2003	75
7.	Missouri State, Oct. 10, 2015	73
7.	Xavier (Ohio), Oct. 13, 1973	73
9.	at Indiana State, Sept. 29, 2007	72
10.	Quincy, Sept. 2, 2010	70

Most Points Scored Game - Combined Teams

Pts	Date	Score
118	Nov. 6, 1914	SIU 118, Int. Univ. A&S 0
111	Nov. 6, 1999	Indiana State 66, SIU 45
109	Sept. 11, 1999	SIU 58, Murray State 51
106	Oct. 5, 2002	SIU 54, Western Illinois 52
103	Oct. 23, 1999	Illinois State 55, SIU 48
101	Oct. 30, 1999	SIU 52, Missouri State 49
99	Oct. 10, 2015	SIU 73, Missouri State 26
96	Oct. 15, 2005	Illinois State 61, SIU 35
95	Sept. 5, 2015	Indiana 48, SIU 47
95	Oct. 16, 1999	Western Illinois 68, SIU 27

Most Points 1st Quarter

1.	at Indiana State, Oct. 30, 1971	30
2.	Western Illinois, Oct. 30, 2004	28
3.	Kentucky Wesleyan, Aug. 29, 2002	28
4.	at Indiana State, Oct. 22, 1983	24
5.	at SEMO, Sept. 1, 2005	23
5.	Northern Illinois, Oct. 23, 1976	23

Most Points 2nd Quarter

1.	Union KY, Sept. 10, 2005	41
2.	Indiana State, Oct. 11, 2008	36
3.	at Indiana State, Sept. 29, 2007	35
3.	Missouri State, Oct. 30, 1999	35
5.	Murray State, Sept. 11, 1999	34

Most Points 3rd Quarter

1.	West Virginia Tech, Sept. 21, 2002	41
2.	Quincy, Sept. 2, 2010	28
3.	Eastern Illinois, Nov. 11, 2011	24
4.	at Western Carolina, Dec. 17, 1983	23

Most Points 4th Quarter

1.	Eastern Michigan, 1960	31
2.	Kentucky Wesleyan, Aug. 29, 2002	30
3.	Drake, Nov. 10, 1973	27
4.	Saint Joseph's, Sept. 27, 2003	24
5.	Arkansas State, Oct. 1, 1988	24

Most Points First Half

1.	at Indiana State, Sept. 29, 2007	55
1.	Union Ky, Sept. 10, 2005	55
3.	Indiana State, Oct. 11, 2008	50
4.	Western Illinois, Oct. 30, 2004	45
4.	at Xavier, Oct. 13, 1973	45

Most Points Second Half

1.	West Virginia Tech, Sept. 21, 2002	48
2.	Saint Joseph's, Sept. 27, 2003	44
3.	Quincy, Sept. 2, 2010	42
4.	at SE Missouri State, Nov. 22, 1969	41
5.	Kentucky Wesleyan, Aug. 29, 2002	40

Most First Downs

1.	Arkansas-Pine Bluff, Sept. 22, 2007	36
2.	Western Kentucky, Nov. 20, 1999	35
3.	Bradley, Oct. 31, 1970	34
4.	Illinois State, Nov. 14, 2015	33
4.	Quincy, Sept. 2, 2010	33
4.	Western Illinois, Oct. 10, 1992	33

Most First Downs Rushing

1.	Southern Utah, Nov. 18, 2206	24
2.	at Eastern Michigan, Sept. 28, 2002	23
2.	at Bradley, Nov. 1, 1969	23
2.	at Central Michigan, Nov. 12, 1960	23
4.	at Eastern Illinois, Nov. 7, 1987	22

Most First Downs Passing

1.	Indiana State, Nov. 6, 1999	23
2.	at Indiana State, Oct. 17, 2015	22
3.	at Northern Illinois, Oct. 7, 1989	21
4.	at SEMO, Sept. 1, 2005	19
4.	SEMO, Sept. 15, 2012	19

Most Rushing Attempts

1.	at Central Michigan, Nov. 12, 1960	78
2.	at Illinois State, Oct. 18, 1980	77
3.	at Bradley, Nov. 1, 1969	76
4.	Bradley, Oct. 31, 1970	75
5.	Northern Illinois, Oct. 23, 1976	74

Most Rushing Yards

1.	at Eastern Illinois, Oct. 15, 1960	550
2.	at Xavier, Oct. 13, 1973	500
3.	at Eastern Michigan, Sept. 28, 2002	481
4.	Bradley, Oct. 31, 1970	466
5.	Northern Illinois, Oct. 23, 1976	441
6.	Western Illinois, Oct. 30, 2004	436
7.	Southwest Baptist, Sept. 19, 2009	435
8.	at Eastern Illinois, Nov. 7, 1987	425
9.	Southern Utah, Nov. 11, 2006	425
10.	at Bradley, Nov. 1, 1969	418

Most Pass Attempts

1.	Indiana State, Nov. 6, 1999	66
2.	Illinois State, Nov. 14, 2015	63
3.	at Northern Illinois, Oct. 7, 1989	60
4.	Missouri State, Oct. 21, 1989	56
5.	at Arkansas State, Sept. 30, 1989	55

Most Pass Completions

1.	Illinois State, Nov. 14, 2015	42
	Indiana State, Nov. 6, 1999	42
3.	at Northern Illinois, Oct. 7, 1989	41
4.	at Indiana State, Oct. 17, 2015	38
5.	Northern Iowa, Nov. 15, 2015	34

Most Interceptions Thrown

1.	at Murray State, Sept. 31, 2000	6
1.	at Eastern Illinois, Oct. 30, 1982	6
1.	at Ball State, Nov. 13, 1965	6
4.	at Illinois State, Oct. 24, 1992	5
4.	at Drake, Sept. 30, 1972	5
4.	at Wichita State, Sept. 30, 1972	5
4.	Louisville, Sept. 21, 1968	5
4.	Fort Campbell, Oct. 10, 1964	5
4.	Northern Michigan, Oct. 19, 1963	5

Most Passing Yards

1.	at Indiana State, Nov. 6, 1999	444
2.	at Northern Iowa, Oct. 13, 2007	436
3.	at Indiana State, Oct. 17, 2015	427
4.	Missouri State, Oct. 21, 1989	412
5.	at Indiana, Sept. 5, 2015	411
6.	Murray State, Sept. 11, 1999	399
7.	SEMO, Sept. 15, 2012	384
8.	at Northern Illinois, Oct. 7, 1989	381
9.	Youngstown State, Oct. 9, 1999	357
9.	at Northern Michigan, Oct. 24, 1964	357

Most Total Plays

1.	Bradley, Oct. 31, 1970	112
2.	Illinois State, Nov. 14, 2015	104
3.	at Bradley, Nov. 1, 1969	97
4.	at Eastern Illinois, Aug. 30, 2012	96
5.	SEMO, Sept. 12, 1992	94
5.	Kentucky State, Oct. 28, 1989	94
5.	Northern Iowa, Nov. 15, 2015	94

Most Total Yards (Games with 600+ yds)

1.	Bradley, Oct. 31, 1970	754
2.	Southwest Baptist, Sept. 19, 2009	699
3.	Missouri State, Oct. 10, 2015	673
4.	at Indiana, Sept. 5, 2015	659
5.	Western Kentucky, Nov. 20, 1999	650
6.	Illinois State, Oct. 10, 2009	613
7.	West Virginia Tech, Sept. 21, 2002	606
8.	Western Illinois, Oct. 30, 2004	606
9.	at Xavier, Oct. 13, 1973	605
10.	William Penn, Sept. 18, 2004	604
11.	Union, Sept. 10, 2005	600

Most Fumbles

1.	at Drake, Nov. 4, 1972	9
2.	Dayton, Oct. 7, 1972	8
2.	at Oklahoma, Sept. 29, 1973	8
2.	Eastern Illinois, Sept. 29, 1979	8

Most Fumbles Lost

1.	Eastern Illinois, Sept. 29, 1979	6
1.	Southwest Missouri, Sept. 7, 1985	6
3.	at Tulsa, Nov. 2, 1963	5
3.	Bowling Green, Sept. 28, 1963	5
3.	Lamar, Oct. 12, 1968	5
3.	Dayton, Oct. 7, 1972	5
3.	Eastern Illinois, Sept. 10, 1983	5

Most Penalties

1.	at Western Kentucky, Oct. 22, 1994	18
2.	Nicholls State, Sept. 23, 1995	17
3.	at Youngstown State, Oct. 9, 2004	17
4.	at Illinois State, Oct. 28, 2000	16
5.	SEMO, Sept. 17, 1983	15

SINGLE-GAME RECORDS

Most Penalty Yards

1.	Louisiana, Sept. 8, 1979	162
2.	Louisville, Sept. 24, 1966	147
3.	at Illinois State, Oct. 28, 2000	146
4.	at Tulsa, Oct. 3, 1964	144
5.	Nicholls State, Sept. 23, 1995	140
5.	at Youngstown State, Oct. 9, 2004	140

Most Punts

1.	Illinois State, Nov. 24, 1973	14
2.	at Drake, Nov. 17, 1970	12
3.	at Louisiana, Oct. 15, 1977	12
4.	Illinois State, Oct. 28, 1972	11
5.	at Drake, Nov. 4, 1972	11
5.	at Northern Iowa, Oct. 21, 1995	11
5.	at Missouri State, Sept. 22, 2012	11

Most Punt Returns

1.	at West Texas A&M, Oct. 10, 1981	12
2.	Bradley, Oct. 31, 1970	9
2.	Dayton, Oct. 7, 1972	9
2.	Eastern Illinois, Sept. 10, 1983	9

Most Punt Return Yards

1.	Kentucky Wesleyan, Aug. 29, 2002	207
2.	Western Kentucky, Oct. 21, 2006	164
3.	Quincy, Aug. 28, 2003	150
4.	Fort Campbell, Oct. 26, 1963	145
5.	at Bradley, Nov. 1, 1964	122

Most Kickoff Returns

1.	at Tulsa, Oct. 3, 1964	10
1.	at Florida State, Oct. 9, 1982	10
1.	at Missouri State, Nov. 7, 1992	10
1.	Illinois State, Oct. 15, 2005	10
5.	Indiana State, Nov. 6, 1999	9
5.	Tulsa, Oct. 30, 1965	9
5.	at Oklahoma State, Sept. 29, 1973	9

Most Kickoff Return Yards

1.	at Appalachian State, Dec. 3, 2005	218
2.	Hampton, Sept. 6, 2008	216
3.	at Missouri State, Nov. 7, 1992	215
4.	West Texas A&M, Oct. 20, 1984	210
5.	at Ohio, 1960	203

Most Interceptions

1.	New Mexico State, Oct. 29, 1983	8
2.	at Western Illinois, Sept. 4, 1982	7
2.	at Western Carolina, Dec. 17, 1983	7
4.	Delta State, Sept. 5, 1987	6
5.	Louisville, Nov. 11, 1972	5

Most Interception Return Yards

1.	East Carolina, Sept. 22, 1973	167
2.	Missouri State, Nov. 14, 2009	138
3.	at Illinois State, Sept. 28, 1996	132
4.	Missouri State, Oct. 19, 1985	127
5.	West Virginia Tech, Sept 21, 2002	118

Fewest First Downs

1.	at Wichita State, Oct. 23, 1965	4
1.	at Bowling Green, Nov. 17, 1962	4
3.	at Nicholls State, Sept. 6, 1997	6
3.	at McNeese State, Sept. 11, 1976	6
3.	East Carolina, Sept. 16, 1972	6
3.	at Tulsa, Oct. 3, 1964	6

Fewest Rushing Attempts

1.	North Dakota State, Nov. 9, 1963	19
2.	at Arkansas State, Sept. 30, 1989	20
2.	Tulsa, Oct. 30, 1965	20
4.	at Wichita State, Nov. 12, 1983	21
4.	Eastern Illinois, Nov. 11, 1995	21
4.	Western Kentucky, Oct. 25, 1997	21
4.	Indiana State, Nov. 6, 1999	21

Fewest Rushing Yards

1.	at Youngstown State, Nov. 4, 1967	-21
2.	at Wichita State, Oct. 23, 1965	-12
3.	at New Mexico State, Sept. 3, 1977	-10
4.	East Carolina, Sept. 16, 1972	-7
5.	Eastern Illinois, Sept. 10, 1983	-1
6.	at Western Kentucky, Oct. 22, 1994	8
7.	Tulsa, Oct. 30, 1965	9
8.	at North Dakota State, Oct. 27, 2012	11
9.	at Tulsa, Oct. 3, 1964	15
10.	Indiana State, Nov. 18, 1972	19
11.	at Bowling Green, Nov. 17, 1962	22

Fewest Pass Attempts

1.	Lamar, Oct. 2, 1976	5
1.	Dayton, Oct. 7, 1972	5
3.	at Northern Illinois, Oct. 20, 1979	6
3.	East Carolina, Oct. 29, 1966	6
5.	Nine tied	7

Fewest Pass Completions

1.	Lamar, Oct. 2, 1976	0
1.	at Lamar, Nov. 22, 1975	0
1.	Long Beach, Oct. 24, 1975	0
4.	at Northern Illinois, Oct. 20, 1979	1
4.	Indiana State, Oct. 18, 1969	1
4.	at Central Michigan, Nov. 12, 1960	1

Fewest Passing Yards

1.	Lamar, Oct. 2, 1976	0
1.	at Lamar, Nov. 22, 1975	0
1.	Long Beach, Oct. 24, 1975	0
4.	at Central Michigan, Nov. 12, 1960	10
5.	Eastern Illinois, Sept. 13, 1980	13
6.	at Lamar, Oct. 11, 1969	15
7.	Indiana State, Sept. 20, 1975	18
7.	Indiana State, Oct. 18, 1969	18
9.	Dayton, Oct. 7, 1972	21
10.	at Louisiana, Oct. 15, 1977	23

Fewest Total Plays

1.	Bowling Green, Sept. 28, 1963	37
2.	at McNeese State, Sept. 5, 1981	38
3.	North Dakota State, Nov. 9, 1963	39
4.	Eastern Illinois, Nov. 11, 1995	40
5.	Toledo, Nov. 14, 1964	43
5.	at Bowling Green, Nov. 17, 1962	43
5.	at North Dakota State, Oct. 27, 2012	43
8.	at McNeese State, Sept. 11, 1976	44
9.	Kentucky Wesleyan, Aug. 29, 2002	46
9.	at New Mexico State, Sept. 3, 1977	46
9.	at Bowling Green, Sept. 19, 1964	46

Fewest Total Yards

1.	East Carolina, Sept. 16, 1972	44
2.	at Bowling Green, Nov. 17, 1962	48
3.	at McNeese State, Sept. 11, 1976	64
4.	at Wichita State, Oct. 23, 1965	87
5.	at Tulsa, Oct. 3, 1964	91
6.	Fresno State, Nov. 8, 1980	108
6.	Tulsa, Oct. 30, 1965	108
8.	at Eastern Illinois, Nov. 19, 1994	114
9.	at Northern Michigan, Nov. 5, 1966	115
10.	at Tulsa, Oct. 5, 1968	118

Fewest Punts

1.	Quincy, August 30, 2007	0
1.	Saint Joseph, Sept. 27, 2003	0
1.	Southern Utah, Nov. 18, 2006	0
4.	10 times	1

OPPONENT SINGLE-GAME RECORDS

Most Points Game

1.	at Oklahoma State, Sept. 29, 1973	70
2.	at Western Illinois, Oct. 16, 1999	68
3.	Arkansas State, Nov. 24, 1951	68
4.	at Washington (Mo.), Sept. 26, 1914	66
5.	at Tulsa, Oct. 3, 1964	63
6.	Illinois State, Oct. 15, 2005	61
7.	at Florida State, Oct. 9, 1982	59
8.	at Mississippi, Sept. 10, 1994	59
9.	at Temple, Oct. 12, 1974	59
10.	at Baylor, Nov. 24, 2001	56

Most Points 1st Quarter

1.	at Western Kentucky, Nov. 7, 1998	34
2.	at Delaware, Nov. 29, 2003	27
3.	at Temple, Oct. 12, 1974	21
3.	at Louisiana Tech, Nov. 9, 1991	21
3.	Western Illinois, Oct. 10, 1992	21
3.	at Ole Miss, Sept. 10, 1994	21
3.	at Western Illinois, Oct. 15, 1999	21
3.	at Eastern Illinois, Oct. 20, 2001	21
3.	Indiana State, Nov. 9, 2002	21
3.	Illinois State, Oct. 15, 2005	21
3.	at Ole Miss, Sept. 10, 2011	21

Most Points 2nd Quarter

1.	at Florida State, Oct. 9, 1982	28
1.	at Illinois State, Oct. 23, 1999	28
3.	at Indiana State, Nov. 17, 1973	27
3.	at SEMO, Aug. 31, 1991	27
3.	at Murray State, Sept. 14, 1996	27

Most Points 3rd Quarter

1.	at Oklahoma State, Sept. 29, 1973	35
2.	at Illinois, Sept. 22, 1990	28
3.	at Northern Illinois, Oct. 18, 1975	24
4.	at Fresno State, Oct. 10, 1987	23
5.	Murray State, Sept. 11, 1999	23

Most Points 4th Quarter

1.	North Texas, Nov. 24, 1962	28
2.	at New Mexico State, Nov. 17, 1979	28
3.	at Baylor, Nov. 24, 2001	28
4.	at Missouri St., Oct. 21, 2000	24
5.	at Eastern Illinois, Nov. 20, 1993	22
5.	at Northern Iowa, Nov. 15, 2003	22

Most Points First Half

1.	at Tulsa, Oct. 3, 1964	40
2.	at Temple, Oct. 12, 1974	38
3.	at Ole Miss, Sept. 10, 1994	38
4.	Illinois State, Oct. 15, 2005	38
5.	at Western Illinois, Oct. 15, 1999	35
5.	Illinois State, Oct. 23, 1999	35
5.	at Murray State, Sept. 31, 2000	35
5.	Eastern Illinois, Oct. 20, 2001	35

Most Second Half Points

1.	at Oklahoma State, Sept. 29, 1973	56
2.	at Baylor, Nov. 24, 2001	42
3.	North Texas, Nov. 24, 1962	41
4.	Murray State, Sept. 11, 1999	39
5.	at Northern Iowa, Nov. 15, 2003	36

Most First Downs

1.	Tulsa, Oct. 30, 1965	35
2.	Arkansas State, Sept. 25, 1982	33
2.	Murray State, Sept. 11, 1999	33
4.	New Mexico State, Sept. 30, 1978	32
4.	Illinois State, Oct. 23, 1999	32
4.	Eastern Illinois, Sept. 7, 2013	32
7.	Eastern Illinois, Nov. 20, 1993	31
7.	at Ole Miss, Sept. 10, 1994	31
7.	Illinois State, Oct. 11, 1997	31
7.	at Murray State, Sept. 5, 1998	31

Most First Downs Rushing

1.	Indiana State, Nov. 18, 1972	31
2.	Arkansas State, Sept. 25, 1982	27
3.	at Arkansas State, Nov. 8, 1975	26
4.	Western Kentucky, Oct. 25, 1997	25
5.	Northern Iowa, Oct. 17, 1992	22
5.	at Western Kentucky, Oct. 29, 1992	22

Most First Downs Passing

1.	Tulsa, Oct. 30, 1965	25
2.	Murray State, Sept. 11, 1999	23
3.	New Mexico State, Sept. 30, 1978	22
4.	at Northern Iowa, Nov. 15, 2003	20
4.	Eastern Illinois, Sept. 7, 2013	20

Most Rushing Attempts

1.	Arkansas State, Oct. 26, 1974	82
2.	Arkansas State, Sept. 25, 1982	81
3.	Missouri State, Sept. 7, 1985	78
4.	at Wichita State, Nov. 2, 1983	77
5.	East Carolina, Sept. 16, 1972	76
5.	at East Carolina, Oct. 9, 1976	76

Most Rushing Yards

1.	Western Kentucky, Oct. 25, 1997	561
2.	at Western Kentucky, Oct. 29, 1992	554
3.	Murray State, Sept. 11, 1999	553
4.	at Arkansas State, Nov. 11, 1975	505
5.	at East Carolina, Oct. 9, 1976	491
6.	Arkansas State, Oct. 16, 1976	488
7.	at Louisiana Tech, Nov. 9, 1991	468
8.	at West Texas A&M, Nov. 26, 1977	467
9.	Western Kentucky, Oct. 16, 1993	466
10.	Arkansas State, Sept. 25, 1982	465

Most Pass Attempts

1.	Tulsa, Oct. 30, 1965	65
2.	New Mexico State, Sept. 30, 1978	60
2.	West Virginia Tech, Sept. 21, 2002	60
4.	Eastern Illinois, Sept. 7, 2013	58
5.	Missouri State, Oct. 21, 1989	56

Most Pass Completions

1.	Tulsa, Oct. 30, 1965	42
2.	Murray State, Sept. 11, 1999	35
3.	at Eastern Illinois, Aug. 30, 2012	34
3.	Eastern Illinois, Sept. 7, 2013	34
5.	at Indiana State, Oct. 22, 2005	32
5.	West Virginia Tech, Sept. 21, 2002	32

Most Interceptions Thrown

1.	New Mexico State, Oct. 29, 1983	8
2.	at Western Carolina, Dec. 17, 1983	7
2.	at Western Illinois, Sept. 4, 1982	7
4.	Louisville, Nov. 11, 1972	5
4.	at Louisville, Sept. 26, 1964	5
4.	at Central Michigan, Sept. 29, 1962	5

Most Passing Yards

1.	Murray State, Sept. 11, 1999	553
2.	New Mexico State, Sept. 30, 1978	536
3.	Tulsa, Oct. 30, 1965	477
4.	at Eastern Illinois, Sept. 20, 1986	452
5.	Eastern Illinois, Sept. 7, 2013	440
6.	Eastern Washington, Nov. 27, 2004	437
7.	at Eastern Illinois, Aug. 30, 2012	433
8.	at Northern Iowa, Nov. 15, 2003	432
9.	UMass, Dec. 1, 2007	421
10.	at SEMO, Sept. 18, 2001	418
11.	Missouri State, Oct. 21, 1989	412
12.	Hampton, Sept. 6, 2008	403

Most Total Plays

1.	Illinois State, Oct. 11, 1997	104
2.	New Mexico State, Sept. 30, 1978	101
2.	Eastern Illinois, Sept. 7, 2013	101
4.	Lamar Tech, Oct. 3, 1970	96
4.	Illinois State, Oct. 23, 1999	96
6.	Louisville, Sept. 21, 1968	93
6.	at Ball State, Nov. 7, 1970	93
6.	at Indiana State, Nov. 4, 1978	93

Most Total Yards

1.	Illinois State, Oct. 23, 1999	727
2.	Murray State, Sept. 11, 1999	665
3.	New Mexico State, Sept. 30, 1978	647
4.	at Louisiana Tech, Nov. 9, 1991	637
5.	Indiana State, Nov. 6, 1999	632
6.	Eastern Illinois, Sept. 7, 2013	622

Most Fumbles

1.	Ball State, Oct. 21, 1972	9
1.	Northern Illinois, Oct. 23, 1976	9
1.	at Northern Iowa, Sept. 24, 1983	9
4.	at Wichita State, Sept. 30, 1972	8
4.	at East Carolina, Oct. 9, 1976	8
4.	at Drake, Sept. 27, 1980	8
4.	at Northern Illinois, Oct. 7, 1989	8
4.	Missouri State, Oct. 6, 1990	8

Most Fumbles Lost

1.	Northern Illinois, Oct. 23, 1976	6
1.	Northern Iowa, Sept. 24, 1983	6
3.	Northern Illinois, Oct. 1, 1960	5
3.	Bowling Green, 1960	5
3.	Lamar, Oct. 12, 1968	5
3.	Missouri State, Nov. 22, 1968	5
3.	at Illinois State, Oct. 25, 1986	5
4.	Eastern Illinois, Nov. 28, 2009	5

OPPONENT SINGLE-GAME RECORDS

Most Penalties

1.	at Murray State, Sept. 14, 2002	19
2.	Eastern Illinois, Sept. 10, 1983	15
2.	at Eastern Illinois, Aug. 30, 2012	15
4.	at Tulsa, Oct. 3, 1964	14
4.	Wichita State, Sept. 17, 1966	14
4.	at Tulsa, Oct. 5, 1968	14
4.	Fresno State, Nov. 8, 1980	14
4.	Long Beach, Oct. 4, 1975	14
4.	at West Texas A&M, Sept. 3, 1979	14
4.	at Western Illinois, Oct. 18, 2003	14

Most Penalty Yards

1.	at Tulsa, Oct. 5, 1968	173
2.	at Tulsa, Oct. 3, 1964	162
3.	at Murray State Sept. 14, 2002	161
3.	Wichita State, Sept. 17, 1966	161
5.	at West Texas A&M, Sept. 3, 1979	160

Most Punts

1.	Eastern Illinois, Sept. 10, 1983	14
2.	Bradley, Oct. 31, 1970	13
3.	East Carolina, Oct. 25, 1969	12
3.	Illinois State, Nov. 24, 1973	12
3.	Northern Iowa, Oct. 6, 1984	12
3.	Western Illinois, Sept. 9, 1989	12
3.	Western Illinois, Nov. 17, 2012	12

Most Punt Returns

1.	Tulsa, Oct. 28, 1967	8
2.	(Eight tied)	7

Most Punt Return Yards

1.	at Eastern Illinois, Oct. 8, 1988	119
2.	at Texas A and I, Sept. 15, 1962	107
2.	at Northern Iowa, Oct. 13, 2001	107
4.	Drake, Oct. 16, 1965	104
5.	at Northern Iowa, Nov. 11, 1989	102
5.	at East Carolina, Oct. 8, 1977	102

Most Kickoff Returns

1.	Missouri State, Oct. 10, 2015	12
1.	Union Ky., Sept. 10, 2005	12
1.	Bradley, Oct. 31, 1970	12
4.	Missouri State, Nov. 22, 1968	11
4.	Saint Joseph, Sept. 27, 2003	11

Most Kickoff Return Yards

1.	Missouri State, Oct. 10, 2015	280
2.	at Western Carolina, Dec. 17, 1983	229
3.	Missouri State, Nov. 22, 1968	219
4.	West Texas A&M, Oct. 20, 1984	210
5.	at Indiana State, Nov. 2, 1985	202

Most Interceptions

1.	at Eastern Illinois, Oct. 30, 1982	6
1.	at Murray State, Sept. 31, 2000	6
3.	Louisville, Sept. 21, 1968	5
3.	at Indiana State, Oct. 30, 1971	5
3.	at Wichita State, Sept. 30, 1972	5
3.	at Drake, Nov. 3, 1984	5
3.	at Illinois State, Oct. 24, 1992	5

Most Interception Return Yards

1.	at Murray State, Sept. 31, 2000	139
2.	at Appalachian State, Dec. 3, 2005	107
3.	at Florida State, Oct. 9, 1982	104
4.	at Drake, Nov. 3, 1984	101
5.	at Baylor, Nov. 24, 2001	98

Fewest First Downs

1.	Indiana State, Dec. 3, 1983	4
1.	Illinois State, Nov. 24, 1973	4
1.	Eastern Michigan, Oct. 29, 1960	4
4.	Saint Joseph, Sept. 27, 2003	5
4.	Western Illinois, Oct. 17, 1998	5
4.	Bradley, Oct. 31, 1970	5

Fewest Rushing Attempts

1.	at Eastern Illinois, Oct. 30, 1982	15
2.	at Eastern Illinois, Oct. 13, 1984	17
2.	Bradley, Oct. 31, 1970	17
4.	Southeast Missouri St., Sept. 2, 2004	18
4.	at North Texas State, Oct. 22, 1966	18

Fewest Rushing Yards

1.	Bradley, Oct. 31, 1970	-72
2.	at Tampa, Nov. 16, 1968	-23
3.	Southeast Missouri St., Sept. 9, 2000	-17
4.	Union (Ky.), Sept. 10, 2005	-14
5.	at Youngstown State, Nov. 11, 2000	-9
5.	Drake, Oct. 14, 2000	-9
7.	Western Illinois, Nov. 13, 2010	-7
8.	Kentucky Wesleyan, Aug. 29, 2002	-2
9.	at Eastern Illinois, Oct. 13, 1984	8
10.	at Western Illinois, Sept. 4, 1982	12
10.	Southern Utah, Nov. 18, 2006	12

Fewest Pass Attempts

1.	at Missouri State, Nov. 5, 1994	3
1.	Hillsdale, Oct. 13, 1962	3
3.	at Western Kentucky, Nov. 17, 2001	4
3.	at Arkansas State, Nov. 9, 1985	4
3.	Northern Michigan, Nov. 3, 1962	4

Fewest Pass Completions

1.	at East Carolina, Sept. 28, 1974	0
1.	Hillsdale, Oct. 13, 1962	0
3.	(6 tied)	1

Fewest Passing Yards

1.	at East Carolina, Sept. 28, 1974	0
1.	Hillsdale, Oct. 13, 1962	0
3.	Illinois State, Oct. 27, 1962	2
4.	at Western Kentucky, Nov. 17, 2001	4
5.	at West Texas A&M, Nov. 26, 1977	5
6.	Northern Michigan, Oct. 19, 1963	8
7.	at Missouri State, Nov. 10, 1984	9
7.	West Texas A&M, Sept. 25, 1976	9
9.	at Wichita State, Sept. 30, 1972	11
10.	Arkansas State, Oct. 1, 1988	12

Fewest Total Plays

1.	at Illinois State, Oct. 18, 1980	40
2.	at Bowling Green, Sept. 19, 1964	42
3.	Indiana State, Dec. 3, 1983	44
4.	Hillsdale, Oct. 13, 1962	47
5.	Northern Michigan, Oct. 19, 1963	48
6.	Western Illinois, Oct. 17, 1998	49
6.	at Illinois State, Sept. 11, 1982	49
8.	Western Kentucky, Nov. 20, 1999	50
8.	at Illinois State, Oct. 7, 1978	50
8.	Illinois State, Oct. 27, 1962	50

Fewest Total Yards

1.	Northern Michigan, Oct. 19, 1963	22
2.	Bradley, Oct. 31, 1970	38
3.	at Bowling Green, Nov. 13, 1976	46
4.	Indiana State, Dec. 3, 1983	55
5.	Saint Joseph, Sept. 27, 2003	69
6.	Illinois State, Nov. 24, 1973	70
7.	at Youngstown State, Nov. 11, 2000	80
8.	Northern Illinois, Oct. 23, 1976	87
9.	at Illinois State, Oct. 18, 1980	90
9.	at Indiana State, Oct. 31, 2009	90

Fewest Punts

1.	Western Kentucky, Oct. 25, 1997	0
1.	Eastern Illinois, Nov. 20, 1993	0
1.	at Missouri State, Nov. 7, 1992	0
1.	Drake, Nov. 6, 1971	0
5.	(19 times, last: Liberty, 2015)	1

CHRONOLOGICAL LISTS

Chronological List of 100-Yard Rushing Games

Date	Yards	Player	Opponent
Nov. 16, 1957	249	Carver Shannon	Northern Illinois
Oct. 30, 1959	101	Amos Bullocks	at Eastern Michigan
Nov. 14, 1959	148	Amos Bullocks	Central Michigan
Nov. 12, 1960	184	Amos Bullocks	at Central Michigan
Oct. 7, 1961	167	Amos Bullocks	Northern Illinois
Oct. 28, 1961	110	Amos Bullocks	at Illinois State
Nov. 4, 1961	119	Amos Bullocks	at Eastern Michigan
Nov. 11, 1961	101	Amos Bullocks	Wisconsin-LaCrosse
Sept. 29, 1962	110	Carl Kimbrel	at Central Michigan
Oct. 27, 1962	126	Charles Warren	Illinois State
Oct. 29, 1966	141	Charles Pemberton	East Carolina
Oct. 29, 1966	116	Hill Williams	East Carolina
Nov. 12, 1966	109	Keith Leigh	Ball State
Nov. 19, 1966	184	Charles Pemberton	at Missouri State
Oct. 7, 1967	102	Hill Williams	at East Carolina
Oct. 12, 1968	135	John Quillen	Lamar
Oct. 12, 1968	104	Mike Bradley	Lamar
Oct. 26, 1968	108	John Quillen	at Drake
Nov. 2, 1968	112	John Quillen	Youngstown State
Sept. 27, 1969	119	Robert Hasberry	at Youngstown State
Oct. 11, 1969	118	Robert Hasberry	Lamar
Oct. 18, 1969	102	Robert Hasberry	Indiana State
Oct. 25, 1969	138	Robert Hasberry	East Carolina
Nov. 1, 1969	187	Robert Hasberry	at Bradley
Nov. 8, 1969	180	Robert Hasberry	Ball State
Nov. 22, 1969	121	Robert Hasberry	at Missouri State
Oct. 3, 1970	109	Eric King	Lamar
Oct. 24, 1970	186	Eric King	Illinois State
Oct. 2, 1971	224	George Loukas	Wichita State
Oct. 9, 1971	136	George Loukas	Arkansas State
Oct. 9, 1971	139	Thomas Thompson	Arkansas State
Oct. 30, 1971	155	George Loukas	at Indiana State
Nov. 6, 1971	138	Thomas Thompson	Drake
Nov. 6, 1971	114	George Loukas	Drake
Sept. 22, 1973	127	Melvin Moncrief	East Carolina
Sept. 29, 1973	102	Larry Perkins	at Oklahoma State
Oct. 13, 1973	177	John Dismuke	Xavier
Oct. 27, 1973	136	Larry Perkins	Akron
Oct. 27, 1973	126	Melvin Moncrief	Akron
Nov. 3, 1973	144	Larry Perkins	at Ball State
Oct. 5, 1974	104	Fred McAlley	at Dayton
Oct. 5, 1974	102	Lawrence Boyd	at Dayton
Oct. 19, 1974	105	Hugh Fletcher	Northern Illinois
Nov. 23, 1974	102	Andre Herrera	Illinois State
Nov. 1, 1975	153	John Dismuke	Drake
Sept. 18, 1976	201	Andre Herrera	at Drake
Sept. 25, 1976	132	Andre Herrera	West Texas A&M
Oct. 2, 1976	149	Andre Herrera	Lamar
Oct. 16, 1976	103	Andre Herrera	Arkansas State
Oct. 23, 1976	319	Andre Herrera	Northern Illinois
Oct. 30, 1976	185	Andre Herrera	at Indiana State
Nov. 6, 1976	184	Andre Herrera	Illinois State
Nov. 20, 1976	158	Andre Herrera	at Marshall
Sept. 10, 1977	125	Clarence Robison	at Temple
Sept. 24, 1977	103	Burnell Quinn	at Arkansas State
Oct. 1, 1977	116	Burnell Quinn	Lamar
Oct. 15, 1977	115	Burnell Quinn	at Louisiana
Nov. 5, 1977	124	Burnell Quinn	Illinois State
Sept. 30, 1978	201	Burnell Quinn	New Mexico State
Oct. 7, 1978	132	Burnell Quinn	at Illinois State
Oct. 28, 1978	150	Burnell Quinn	Northern Illinois
Nov. 4, 1978	126	Burnell Quinn	at Indiana State
Nov. 4, 1978	103	Victor Harrison	at Indiana State
Nov. 18, 1978	127	Clarence Robison	at Louisiana
Sept. 22, 1979	179	John Cernak	at Arkansas State
Sept. 29, 1979	114	Burnell Quinn	Eastern Illinois
Oct. 6, 1979	101	Victor Harrison	Illinois State
Oct. 20, 1979	104	Clarence Robison	Wichita State
Oct. 27, 1979	116	Burnell Quinn	at Northern Illinois
Nov. 3, 1979	150	Burnell Quinn	Indiana State
Nov. 3, 1979	126	Clarence Robison	Indiana State
Sept. 20, 1980	121	Walter Poole	at New Mexico State
Sept. 27, 1980	105	Gerald Carr	at Drake
Sept. 27, 1980	142	Walter Poole	at Drake

Oct. 4, 1980	125	Victor Harrison	Northern Illinois
Oct. 18, 1980	128	Jeff Ware	at Illinois State
Oct. 18, 1980	101	Victor Harrison	at Illinois State
Nov. 22, 1980	108	Don Vinson	West Texas A&M
Sept. 12, 1981	127	Walter Poole	Wichita State
Sept. 26, 1981	260	Walter Poole	at Tulsa
Oct. 3, 1981	126	Jeff Ware	Illinois State
Oct. 10, 1981	158	Walter Poole	at West Texas A&M
Oct. 17, 1981	168	Walter Poole	at Fresno State
Nov. 1, 1981	127	Derrick Taylor	at Indiana State
Nov. 1, 1981	118	Walter Poole	at Indiana State
Nov. 14, 1981	123	Jeff Ware	at New Mexico State
Sept. 24, 1983	109	Derrick Taylor	at Northern Iowa
Nov. 3, 1984	100	Bruce Phibbs	at Drake
Sept. 14, 1985	129	Byron Mitchell	at Illinois
Sept. 28, 1985	210	Byron Mitchell	Eastern Illinois
Oct. 5, 1985	109	Byron Mitchell	Illinois State
Oct. 26, 1985	111	Byron Mitchell	at Wichita State
Nov. 2, 1985	198	Byron Mitchell	at Indiana State
Sept. 27, 1986	133	Mel Kirksy	Youngstown State
Sept. 27, 1986	133	Anthony Vaughn	Youngstown State
Oct. 11, 1986	127	Anthony Vaughn	Indiana State
Nov. 7, 1986	146	Mel Kirksy	Western Illinois
Sept. 5, 1987	121	Paul Patterson	Delta State
Oct. 17, 1987	121	Byron Mitchell	Western Illinois
Oct. 17, 1987	141	Fred Gibson	Western Illinois
Oct. 31, 1987	118	Fred Gibson	at Indiana State
Sept. 3, 1988	114	Fred Gibson	at Western Illinois
Oct. 1, 1988	114	Chuck Harmke	Arkansas State
Oct. 29, 1988	205	Chuck Harmke	at Kentucky
Sept. 16, 1989	104	Antonio Moore	Eastern Illinois
Sept. 7, 1991	136	Greg Brown	at Murray State
Oct. 19, 1991	160	Anthony Perry	at Western Illinois
Oct. 26, 1991	204	Anthony Perry	at Indiana State
Sept. 5, 1992	131	Yonel Jourdain	Troy
Sept. 12, 1992	110	Yonel Jourdain	Southeast Missouri State
Sept. 12, 1992	136	Greg Brown	Southeast Missouri State
Sept. 19, 1992	106	Yonel Jourdain	Austin Peay
Sept. 26, 1992	111	Yonel Jourdain	at Arkansas State
Oct. 3, 1992	208	Anthony Perry	at Eastern Illinois
Oct. 24, 1992	128	Anthony Perry	at Illinois State
Nov. 21, 1992	130	Anthony Perry	Indiana State
Sept. 11, 1993	106	Greg Brown	Washburn
Sept. 3, 1994	104	Melvin Dukes	Tennessee-Martin
Sept. 10, 1994	103	Melvin Dukes	at Mississippi
Aug. 31, 1995	106	William Tolen	at Southeast Missouri State
Oct. 7, 1995	107	Karlton Carpenter	Illinois State
Oct. 28, 1995	128	William Tolen	at Western Illinois
Nov. 11, 1995	123	William Tolen	Eastern Illinois
Sept. 21, 1996	121	Coe Bonner	Winston-Salem State
Sept. 28, 1996	185	Coe Bonner	at Illinois State
Oct. 12, 1996	106	Coe Bonner	Indiana State
Oct. 19, 1996	150	Coe Bonner	Western Illinois
Oct. 26, 1996	140	Coe Bonner	Northern Iowa
Nov. 2, 1996	197	Coe Bonner	at Western Kentucky
Nov. 16, 1996	105	Tirrell Robinson	Southeast Missouri State
Sept. 27, 1997	201	Karlton Carpenter	at Northern Iowa
Oct. 4, 1997	122	Bryan Noltbertowicz	Missouri State
Sept. 12, 1998	193	Karlton Carpenter	at Tennessee-Martin
Sept. 19, 1998	109	Karlton Carpenter	Northern Iowa
Sept. 26, 1998	190	Karlton Carpenter	at Illinois State
Oct. 3, 1998	199	Karlton Carpenter	Texas State
Oct. 10, 1998	233	Karlton Carpenter	at Youngstown State
Oct. 17, 1998	199	Karlton Carpenter	Western Illinois
Oct. 24, 1998	179	Karlton Carpenter	Indiana State
Oct. 31, 1998	189	Karlton Carpenter	at Missouri State
Nov. 7, 1998	116	Karlton Carpenter	at Western Kentucky
Nov. 14, 1998	206	Karlton Carpenter	Southeast Missouri State
Sept. 2, 1999	194	Tom Koutsos	at Southeast Missouri State
Sept. 18, 1999	172	Tom Koutsos	at Eastern Illinois
Oct. 16, 1999	144	Sherard Poteete	Western Illinois
Oct. 23, 1999	132	Tom Koutsos	Illinois State
Nov. 20, 1999	220	Tom Koutsos	Western Kentucky
Sept. 9, 2000	189	Tom Koutsos	Southeast Missouri State
Sept. 16, 2000	168	Tom Koutsos	Northern Iowa

CHRONOLOGICAL LISTS

Sept. 23, 2000	109	Tom Koutsos	at Kansas
Oct. 7, 2000	109	Tom Koutsos	Western Illinois
Oct. 14, 2000	130	Tom Koutsos	Drake
Nov. 4, 2000	101	Tom Koutsos	Indiana State
Sept. 8, 2001	114	Tom Koutsos	at Southeast Missouri State
Sept. 8, 2001	100	Madei Williams	at Southeast Missouri State
Sept. 22, 2001	145	Tom Koutsos	Murray State
Oct. 6, 2001	135	Tom Koutsos	Illinois State
Oct. 13, 2001	146	Tom Koutsos	at Northern Iowa
Nov. 3, 2001	124	Tom Koutsos	Youngstown State
Nov. 10, 2001	165	Tom Koutsos	Missouri State
Nov. 17, 2001	117	Tom Koutsos	at Western Kentucky
Sept. 7, 2002	151	Tom Koutsos	Southeast Missouri State
Sept. 14, 2002	168	Muhammad Abdulqaadir	at Murray State
Sept. 21, 2002	264	Muhammad Abdulqaadir	West Virginia Tech
Sept. 28, 2002	312	Muhammad Abdulqaadir	at Eastern Michigan
Sept. 28, 2002	129	Joel Sambursky	at Eastern Michigan
Oct. 5, 2002	261	Muhammad Abdulqaadir	Western Illinois
Oct. 12, 2002	209	Muhammad Abdulqaadir	Northern Iowa
Oct. 12, 2002	122	Brandon Robinson	Northern Iowa
Oct. 19, 2002	103	Muhammad Abdulqaadir	at Illinois State
Nov. 9, 2002	178	Brandon Robinson	Indiana State
Nov. 16, 2002	115	Brandon Robinson	Western Kentucky
Aug. 28, 2003	142	Muhammad Abdulqaadir	Quincy
Sept. 6, 2003	103	Tom Koutsos	at Southeast Missouri State
Sept. 13, 2003	126	Muhammad Abdulqaadir	Murray State
Oct. 11, 2003	153	Tom Koutsos	Illinois State
Oct. 11, 2003	101	Brandon Robinson	Illinois State
Oct. 18, 2003	200	Muhammad Abdulqaadir	at Western Illinois
Nov. 8, 2003	153	Tom Koutsos	Youngstown State
Nov. 8, 2003	120	Muhammad Abdulqaadir	Youngstown State
Nov. 15, 2003	124	Tom Koutsos	at Northern Iowa
Sept. 2, 2004	109	Arkee Whitlock	Southeast Missouri State
Sept. 2, 2004	106	Brandon Jacobs	Southeast Missouri State
Oct. 2, 2004	107	Craig Turner	Northern Iowa
Oct. 23, 2004	158	Arkee Whitlock	at Missouri State
Oct. 23, 2004	151	Brandon Jacobs	at Missouri State
Oct. 30, 2004	128	Brandon Jacobs	Western Illinois
Nov. 13, 2004	122	Brandon Jacobs	Indiana State
Nov. 13, 2004	102	Antione Jackson	Indiana State
Nov. 27, 2004	166	Brandon Jacobs	Eastern Washington*
Sept. 1, 2005	126	Arkee Whitlock	at Southeast Missouri State
Sept. 17, 2005	115	Arkee Whitlock	at Western Michigan
Oct. 1, 2005	121	Arkee Whitlock	Missouri State
Oct. 8, 2005	142	Craig Turner	at Western Illinois
Oct. 22, 2005	140	Arkee Whitlock	at Indiana State
Oct. 27, 2005	207	Arkee Whitlock	at Western Kentucky
Nov. 5, 2005	124	Arkee Whitlock	Youngstown State
Nov. 12, 2005	167	Arkee Whitlock	at Northern Iowa
Nov. 19, 2005	115	Arkee Whitlock	North Dakota State
Aug. 31, 2006	134	Arkee Whitlock	Lock Haven
Aug. 31, 2006	107	Nick Hill	Lock Haven
Sept. 16, 2006	103	Arkee Whitlock	at Indiana
Sept. 23, 2006	127	Arkee Whitlock	at Arkansas-Pine Bluff
Sept. 30, 2006	103	Arkee Whitlock	Indiana State
Oct. 7, 2006	216	Arkee Whitlock	Western Illinois
Oct. 14, 2006	140	Arkee Whitlock	at Illinois State
Nov. 4, 2006	218	Arkee Whitlock	at Youngstown State
Nov. 11, 2006	180	Arkee Whitlock	Northern Iowa
Nov. 18, 2006	170	Arkee Whitlock	Southern Utah
Nov. 18, 2006	130	John Randle	Southern Utah
Nov. 25, 2006	207	Arkee Whitlock	UT-Martin*
Aug. 30, 2007	127	John Randle	Quincy
Sept. 22, 2007	113	John Randle	Arkansas-Pine Bluff
Sept. 29, 2007	101	Deji Karim	at Indiana State
Oct. 6, 2007	122	John Randle	Youngstown State
Dec. 8, 2007	129	John Randle	Delaware*
Sept. 6, 2008	151	Larry Warner	Hampton
Oct. 18, 2008	147	Larry Warner	at Youngstown State
Oct. 25, 2008	167	Larry Warner	at Missouri State
Nov. 1, 2008	256	Larry Warner	North Dakota
Sept. 19, 2009	210	Deji Karim	Southwest Baptist
Sept. 26, 2009	127	Deji Karim	North Dakota State
Oct. 3, 2009	157	Deji Karim	at Western Illinois
Oct. 10, 2009	273	Deji Karim	Illinois State

Oct. 17, 2009	125	Deji Karim	at Northern Iowa
Nov. 7, 2009	127	Deji Karim	at South Dakota State
Nov. 14, 2009	117	Deji Karim	Missouri State
Nov. 21, 2009	155	Deji Karim	at Southeast Missouri State
Nov. 21, 2009	101	Paul McIntosh	at Southeast Missouri State
Nov. 28, 2009	155	Deji Karim	Eastern Illinois*
Nov. 28, 2009	115	Paul McIntosh	Eastern Illinois*
Sept. 2, 2010	114	Lucien Walker	Quincy
Oct. 2, 2010	163	Shariff Harris	at Illinois State
Oct. 30, 2010	152	Shariff Harris	at Missouri State
Nov. 13, 2010	150	Steve Strother	Western Illinois
Sept. 10, 2011	116	Steve Strother	at Mississippi
Sept. 24, 2011	119	Jewel Hampton	Missouri State
Oct. 1, 2011	146	Jewel Hampton	at Western Illinois
Oct. 8, 2011	120	Jewel Hampton	North Dakota State
Nov. 5, 2011	167	Jewel Hampton	at South Dakota State
Nov. 12, 2011	110	Jewel Hampton	Eastern Illinois
Nov. 19, 2011	178	Jewel Hampton	at Indiana State
Sept. 21, 2013	127	Malcolm Agnew	vs. Southeast Missouri State
Oct. 5, 2013	105	Malcolm Agnew	at South Dakota State
Oct. 12, 2013	113	Malcolm Agnew	at Northern Iowa
Nov. 2, 2013	107	Malcolm Agnew	at Western Illinois
Aug. 28, 2014	145	Malcolm Agnew	Taylor
Sept. 6, 2014	147	Malcolm Agnew	at Eastern Illinois
Sept. 13, 2014	158	Malcolm Agnew	Southeast Missouri
Oct. 4, 2014	128	Malcolm Agnew	South Dakota
Oct. 11, 2014	117	Malcolm Agnew	at North Dakota State
Nov. 8, 2014	210	Cameron Walter	at Missouri State
Sept. 5, 2015	106	Mark Iannotti	at Indiana
Sept. 26, 2015	123	Daquan Isom	Liberty
Oct. 10, 2015	116	Chris Perkins	Missouri State
	106	Mark Iannotti	Missouri State
Nov. 21, 2015	145	Daquan Isom	at Northern Iowa

Chronological List of 250-Yard Passing Games (73)

Date	Yards	Player	Opponent
Oct. 24, 1964	357	Jim Hart	at Northern Michigan
Nov. 13, 1965	279	Jim Hart	at Ball State
Sept. 24, 1966	258	Wally Agnew	Louisville
Sept. 18, 1982	298	Rick Johnson	Drake
Sept. 25, 1982	310	Rick Johnson	Arkansas State
Oct. 8, 1983	262	Rick Johnson	Drake
Nov. 12, 1983	291	Rick Johnson	at Wichita State
Oct. 26, 1985	288	Kevin Brown	at Wichita State
Sept. 30, 1989	343	Scott Gabbert	at Arkansas State
Oct. 7, 1989	381	Scott Gabbert	at Northern Illinois
Oct. 21, 1989	312	Fred Gibson	Missouri State
Nov. 4, 1989	278	Fred Gibson	at Indiana State
Sept. 8, 1990	294	Brian Downey	Indiana State
Sept. 15, 1990	251	Brian Downey	Murray State
Sept. 26, 1990	334	Brian Downey	Arkansas State
Aug. 31, 1991	309	Brian Downey	at Southeast Missouri State
Oct. 10, 1992	346	Scott Gabbert	Western Illinois
Oct. 17, 1992	263	Scott Gabbert	Notern Iowa
Oct. 29, 1992	351	Scott Gabbert	at Western Kentucky
Nov. 21, 1992	286	Scott Gabbert	Indiana State
Sept. 18, 1993	274	David Pierson	at Toledo
Oct. 2, 1993	282	Matt Jones	at Northern Illinois
Oct. 30, 1993	286	David Pierson	at Indiana State
Sept. 3, 1994	260	David Pierson	Tennessee-Martin
Oct. 22, 1994	256	David Pierson	at Western Kentucky
Sept. 23, 1995	264	Danny Smith	Nicholls State
Oct. 14, 1995	328	Danny Smith	Missouri State
Nov. 4, 1995	319	Danny Smith	Western Kentucky
Aug. 31, 1996	271	Steve Luce	Central Arkansas
Sept. 13, 1997	323	Kent Skornia	Murray State
Oct. 11, 1997	276	Kent Skornia	Illinois State
Oct. 25, 1997	287	Kent Skornia	Western Kentucky
Sept. 19, 1998	256	Kent Skornia	Northern Iowa
Oct. 24, 1998	260	Kent Skornia	Indiana State
Nov. 7, 1998	273	Kent Skornia	at Western Kentucky
Sept. 11, 1999	399	Sherard Poteete	Murray State
Oct. 9, 1999	311	Sherard Poteete	Youngstown State
Oct. 23, 1999	305	Sherard Poteete	Illinois State
Oct. 30, 1999	331	Sherard Poteete	Missouri State

CHRONOLOGICAL LISTS

Nov. 6, 1999	379	Sherard Poteete	at Indiana State
Nov. 20, 1999	265	Sherard Poteete	Western Kentucky
Sept. 21, 2002	256	Joel Sambursky	West Virginia Tech
Nov. 15, 2003	258	Joel Sambursky	at Northern Iowa
Nov. 6, 2004	256	Joel Sambursky	at Illinois State
Sept. 1, 2005	276	Joel Sambursky	at Southeast Missouri State
Nov. 12, 2005	253	Joel Sambursky	at Northern Iowa
Sept. 15, 2007	252	Nick Hill	at Southern Utah
Oct. 13, 2007	436	Nick Hill	at Northern Iowa
Nov. 3, 2007	250	Nick Hill	at Western Illinois
Nov. 17, 2007	282	Nick Hill	at Hampton
Oct. 10, 2009	274	Chris Dieker	Illinois State
Sept. 25, 2010	258	Chris Dieker	at Youngstown State
Oct. 9, 2010	263	Chris Dieker	Northern Iowa
Nov. 20, 2010	279	Chris Dieker	Indiana State
Oct. 22, 2011	334	Kory Faulkner	Illinois State
Aug. 30, 2012	293	Kory Faulkner	at Eastern Illinois
Sept. 15, 2012	384	Kory Faulkner	SEMO
Aug. 31, 2013	312	Kory Faulkner	at Illinois
Sept. 7, 2013	294	Kory Faulkner	Eastern Illinois
Sept. 28, 2013	341	Kory Faulkner	Youngstown State
Oct. 12, 2013	252	Kory Faulkner	at Northern Iowa
Sept. 20, 2014	272	Mark Iannotti	at Purdue
Sept. 27, 2014	272	Mark Iannotti	Western Illinois
Oct. 4, 2014	264	Mark Iannotti	South Dakota
Nov. 22, 2014	266	Mark Iannotti	at Illinois State
Sept. 5, 2015	411	Mark Iannotti	at Indiana
Sept. 12, 2015	294	Mark Iannotti	at Southeast Missouri
Oct. 17, 2015	427	Mark Iannotti	at Indiana State
Oct. 24, 2015	275	Mark Iannotti	Youngstown State
Oct. 31, 2015	277	Mark Iannotti	North Dakota State
Nov. 7, 2015	251	Mark Iannotti	at South Dakota
Nov. 14, 2015	329	Mark Iannotti	Illinois State
Nov. 21, 2015	264	Mark Iannotti	at Northern Iowa

Chronological List of 100-Yard Receiving Games (93)

Date	Yards	Player	Opponent
Oct. 24, 1964	189	Tom Massey	at Northern Michigan
Oct. 16, 1965	138	John Ference	Drake
Sept. 24, 1966	148	Tom Massey	Louisville
Oct. 31, 1970	149	Lionel Antoine	Bradley
Sept. 28, 1974	100	Bob Habbe	at East Carolina
Oct. 11, 1975	109	Ivy Moore	at Illinois State
Sept. 30, 1978	107	Kevin House	New Mexico State
Sept. 15, 1979	189	Kevin House	at Tennessee State
Nov. 10, 1979	118	Kevin House	at Drake
Nov. 17, 1979	147	Kevin House	New Mexico State
Sept. 11, 1982	115	Marvin Hinton	at Illinois State
Sept. 25, 1982	157	Marvin Hinton	Arkansas State
Oct. 1, 1983	117	James Stevenson	at Arkansas State
Oct. 8, 1983	103	Cecil Ratcliff	Drake
Sept. 1, 1984	112	Derrick Taylor	at Tulsa
Oct. 13, 1984	146	Tony Anderson	at Eastern Illinois
Nov. 7, 1986	102	Sebron Spivey	at Missouri State
Oct. 24, 1987	137	Nate McGhee	Arkansas State
Sept. 30, 1989	117	Wesley Yates	at Arkansas State
Oct. 21, 1989	189	Wesley Yates	Missouri State
Oct. 28, 1989	105	John Roots	Kentucky State
Sept. 29, 1990	109	John Roots	Arkansas State
Nov. 3, 1990	125	Ian Oliver	Western Illinois
Oct. 12, 1991	102	Justin Roebuck	at Troy
Nov. 9, 1991	121	Justin Roebuck	at Louisiana Tech
Oct. 10, 1992	134	LaVance Banks	Western Illinois
Oct. 10, 1992	105	Justin Roebuck	Western Illinois
Oct. 17, 1992	141	LaVance Banks	Northern Iowa
Oct. 29, 1992	158	Billy Swain	at Western Kentucky
Nov. 21, 1992	176	LaVance Banks	Indiana State
Sept. 18, 1993	118	LaVance Banks	at Toledo
Oct. 2, 1993	130	Billy Swain	at Northern Illinois
Oct. 16, 1993	100	Melvin Dukes	Western Kentucky
Oct. 30, 1993	113	LaVance Banks	at Indiana State
Oct. 22, 1994	101	Damon Jones	at Western Kentucky
Nov. 5, 1994	103	Dave Smith	at Missouri State
Sept. 23, 1995	160	Damon Jones	Nicholls State
Nov. 4, 1995	110	Damon Jones	Western Kentucky

Aug. 31, 1996	126	Reggie Fowler	Central Arkansas
Aug. 31, 1996	105	Damon Jones	Central Arkansas
Nov. 2, 1996	137	Reggie Fowler	at Western Kentucky
Sept. 13, 1997	185	Cornell Craig	Murray State
Oct. 11, 1997	219	Cornell Craig	Illinois State
Oct. 25, 1997	177	Cornell Craig	Western Kentucky
Nov. 1, 1997	131	Cornell Craig	at Western Illinois
Nov. 8, 1997	134	Cornell Craig	Youngstown State
Sept. 19, 1998	174	Cornell Craig	Northern Iowa
Oct. 3, 1998	136	Cornell Craig	Texas State
Oct. 24, 1998	157	Cornell Craig	Indiana State
Nov. 7, 1998	123	Cornell Craig	at Western Kentucky
Sept. 11, 1999	180	Cornell Craig	Murray State
Sept. 18, 1999	102	Cornell Craig	at Eastern Illinois
Sept. 25, 1999	102	Cornell Craig	at Northern Iowa
Oct. 9, 1999	188	Cornell Craig	Youngstown State
Oct. 23, 1999	170	Cornell Craig	Illinois State
Oct. 30, 1999	178	Cornell Craig	Missouri State
Nov. 6, 1999	130	Cornell Craig	at Indiana State
Nov. 20, 1999	142	Cornell Craig	Western Kentucky
Aug. 31, 2000	109	Mark Shasteen	at Murray State
Oct. 28, 2000	104	Mark Shasteen	Illinois State
Oct. 6, 2001	140	Mark Shasteen	Illinois State
Oct. 2, 2004	136	Quorey Payne	Northern Iowa
Oct. 9, 2004	111	Brent Little	at Youngstown State
Nov. 6, 2004	108	Brent Little	at Illinois State
Nov. 13, 2004	167	Brent Little	Indiana State
Sept. 10, 2005	134	Brent Little	Union, Ky.
Sept. 17, 2005	152	Brent Little	at Western Michigan
Sept. 30, 2006	101	Braden Jones	Indiana State
Oct. 13, 2007	157	Alan Turner	at Northern Iowa
Oct. 13, 2007	107	Justin Allen	at Northern Iowa
Nov. 17, 2007	123	Phil Goforth	at Hampton
Dec. 1, 2007	104	Byron Gettis	Delaware*
Oct. 25, 2008	103	Marc Cheatham	at Missouri State
Sept. 19, 2009	144	Joe Allaria	Southwest Baptist
Oct. 24, 2009	108	Joe Allaria	Youngstown State
Sept. 25, 2010	100	Jeff Evans	at Youngstown State
Oct. 9, 2010	159	Jeff Evans	Northern Iowa
Oct. 16, 2010	105	Joe Allaria	South Dakota State
Sept. 3, 2011	112	Cam Fuller	at SEMO
Sept. 24, 2011	120	Cam Fuller	Missouri State
Oct. 15, 2011	124	MyCole Pruitt	Youngstown State
Sept. 15, 2012	121	MyCole Pruitt	SEMO
Nov. 9, 2013	139	John Lantz	Missouri State
Sept. 20, 2014	136	MyCole Pruitt	at Purdue
Sept. 27, 2014	106	MyCole Pruitt	Western Illinois
Oct. 4, 2014	137	MyCole Pruitt	South Dakota
Sept. 5, 2015	130	Adam Fuehne	at Indiana
Sept. 12, 2015	112	Billy Reed	at SEMO
Oct. 17, 2015	119	Darrell James	at Indiana State
Oct. 24, 2015	103	Billy Reed	Youngstown State
Oct. 31, 2015	100	Israel Lamprakes	North Dakota State
Nov. 7, 2015	142	Billy Reed	at South Dakota
Nov. 14, 2015	138	Billy Reed	Illinois State

Chronological List of Interception Returns For Touchdown (49)

Date	Yards	Player	Opponent
Nov. 10, 1962	95	Harry Bobbitt	Fort Campbell
Oct. 17, 1964	97	Norm Johnson	at Drake
Sept. 17, 1966	25	William Hohs	Wichita State
Nov. 12, 1966	33	Larry Cox	Ball State
Nov. 22, 1969	44	Joe Bunge	at Missouri State
Oct. 3, 1970	10	Jim Powell	Lamar
Oct. 30, 1976	27	Dan Brown	at Indiana State
Oct. 14, 1978	28	Tyrone Henry	Arkansas State
Oct. 18, 1980	32	Gaylord McCoy	at Illinois State
Sept. 4, 1982	72	Terry Taylor	at Western Illinois
Sept. 3, 1983	47	Donnell Daniel	at Western Illinois
Sept. 17, 1983	68	Granville Butler	Southeast Missouri State
Sept. 24, 1983	32	Donnell Daniel	at Northern Iowa
Nov. 5, 1983	22	Donnell Daniel	Illinois State
Dec. 10, 1983	24	Terry Taylor	Nevada*
Oct. 6, 1984	36	Alonzo Bailey	Northern Iowa
Oct. 19, 1985	60	John Fields	Southeast Missouri State

CHRONOLOGICAL LISTS

Oct. 19, 1985	52	Tim Spencer	Southeast Missouri State
Oct. 18, 1986	40	Ira Davis	Northern Iowa
Sept. 26, 1987	36	Jay Hurdle	Illinois State
Sept. 26, 1987	55	Dennis Bean	Illinois State
Oct. 1, 1994	24	Duane Lawrence	Western Illinois
Sept. 23, 1995	40	Darnell Hendricks	Nicholls State
Oct. 7, 1995	43	Cornell Baker	Illinois State
Sept. 14, 1996	72	C. J. McDavid	at Murray State
Sept. 21, 1996	5	Orlando Rogers	Winston-Salem State
Sept. 20, 1997	37	Sam Wilkerson	at Indiana State
Aug. 31, 2000	39	Ron Graddy	at Murray State
Sept. 21, 2002	50	Royal Whitaker	West Virginia Tech
Oct. 9, 2004	95	Alexis Moreland	at Youngstown State
Sept. 1, 2005	23	A.J. Wallace	Union, Ky.
Sept. 17, 2005	79	Brad Brachear	at Western Michigan
Sept. 8, 2007	55	Larry Luster	at Northern Illinois
Sept. 8, 2007	52	Brandon Williams	at Northern Illinois
Sept. 29, 2007	14	Larry Luster	at Indiana State
Oct. 18, 2008	52	Ryan Patton	at Youngstown State
Nov. 8, 2008	48	Korey Lindsey	Western Illinois
Nov. 15, 2008	57	Marty Rodgers	South Dakota State
Oct. 17, 2009	21	Brandon Williams	at No. 2 Northern Iowa
Nov. 7, 2009	75	Lance Caldwell	at No. 9 South Dakota State
Nov. 14, 2009	34	Brandon Williams	Missouri State
Nov. 14, 2009	80	Mike McElroy	Missouri State
Oct. 9, 2010	36	Luke Thuston	Northern Iowa
Nov. 19, 2011	35	Mike McElroy	at Indiana State
Sept. 22, 2012	44	Emmanuel Souarin	at Missouri State
Oct. 20, 2012	100	Anthony Thompson	at Youngstown State
Nov. 17, 2012	18	Kevin Reed	Western Illinois
Oct. 3, 2015	70	Kenny James	at Western Illinois
Oct. 24, 2015	41	Kenny James	Youngstown State

Chronological List of Fumble Returns For Touchdown (26)

Date	Yards	Player	Opponent
Oct. 13, 1973	0	Mark Cunningham	Xavier
Nov. 1, 1975	0	Ray Melick	Drake
Oct. 22, 1983	0	Sidney Blanchard	at Indiana State
Sept. 6, 1986	37	Bobby Sloan	Austin Peay
Sept. 22, 1990	27	Kevin Kilgallon	at Illinois
Sept. 23, 1995	63	Tony Seman	Nicholls State
Sept. 23, 1995	4	Kelly Edwards	Nicholls State
Oct. 5, 1996	90	Sam Wilkerson	at Missouri State
Oct. 4, 1997	71	Freddie Taylor	Missouri State
Nov. 15, 1997	36	Freddie Taylor	at Southeast Missouri State
Oct. 22, 1999	45	Andre King	Illinois State
Oct. 30, 1999	39	Bart Scott	Missouri State
Nov. 11, 2000	0	Matt Frazee	at Youngstown State
Sept. 22, 2001	40	Matt Scheffler	Murray State
Aug. 29, 2002	18	James Smith	Kentucky Wesleyan
Aug. 29, 2002	21	Steron Davidson	Kentucky Wesleyan
Oct. 11, 2003	2	Frank Johnson	Illinois State
Sept. 1, 2005	26	Braden Jones	at Southeast Missouri State
Aug. 30, 2007	11	Deji Karim	Quincy
Oct. 11, 2008	8	Kyle Walker	Indiana State
Nov. 28, 2009	28	Kyle Russo	Eastern Illinois*
Oct. 13, 2012	100	Bryan Presume	Northern Iowa
Oct. 20, 2012	0	Courtney Richmond	at Youngstown State
Oct. 20, 2012	0	Tyler Williamson	at Youngstown State
Oct. 27, 2012	55	Brandon Williams	at North Dakota State
Oct. 10, 2015	25	Chase Allen	Missouri State

Chronological List of Kickoff Returns For Touchdown (21)

Date	Yards	Player	Opponent
Sept. 20, 1958	98	Carver Shannon	Evansville
Nov. 14, 1959	88	Clarence Walker	Central Michigan
Nov. 1, 1969	98	Bob Hasberry	at Bradley
Sept. 19, 1970	90	Gerald Wilson	Louisville
Nov. 4, 1972	83	Larry Perkins	at Drake
Oct. 12, 1974	97	Vic Major	at Temple
Oct. 20, 1984	92	John Field	West Texas A&M
Oct. 11, 1986	89	Paul Patterson	Indiana State
Sept. 20, 1986	94	Paul Patterson	Eastern Illinois
Aug. 31, 1995	96	Karlton Carpenter	at SE Missouri State
Oct. 30, 1999	95	JerMarsh Robinson	Missouri State

Nov. 4, 2000	100	JerMarsh Robinson	Indiana State
Aug. 29, 2002	89	Chris Gadson	Kentucky Wesleyan
Dec. 3, 2005	93	Craig Turner	at Appalachian State*
Dec. 8, 2007	88	Craig Turner	Delaware*
Sept. 6, 2008	95	Larry Warner	Hampton
Sept. 27, 2008	97	Larry Warner	Northern Iowa
Nov. 15, 2008	89	Larry Warner	South Dakota State
Sept. 29, 2009	82	Deji Karim	Southwest Baptist
Sept. 18, 2010	91	Steve Strother	Southeast Missouri State
Nov. 9, 2013	92	Tay Willis	Missouri State

Chronological List of Punt Returns For Touchdown (16)

Date	Yards	Player	Opponent
Nov. 16, 1957	74	Carver Shannon	Northern Illinois
Sept. 26, 1959	55	Pete Winton	at West Virginia State
Oct. 31, 1964	57	Rudy Phillips	North Texas State
Oct. 14, 1967	55	Doug Hollinger	Dayton
Nov. 22, 1968	74	Doug Hollinger	Missouri State
Oct. 26, 1968	66	Doug Hollinger	at Drake
Nov. 8, 1969	91	Ed Wallner	Ball State
Nov. 22, 1969	71	Ed Wallner	at Missouri State
Oct. 3, 1970	72	Gerald Wilson	Lamar
Nov. 13, 1971	49	Gerald Wilson	at Louisville
Oct. 29, 1983	85	Donnell Daniel	New Mexico State
Oct. 19, 1985	78	Sebron Spivey	Southeast Missouri State
Aug. 29, 2002	47	Quorey Payne	Kentucky Wesleyan
Oct. 2, 2004	58	Craig Turner	Northern Iowa
Nov. 5, 2005	85	Craig Turner	Youngstown State
Oct. 21, 2006	83	Craig Turner	Western Kentucky

Chronological List of Blocked Punts Returned for TDs (29)

Date	Yards	Player	Opponent
Oct. 18, 1969	8	Mike Goro	Indiana State
Oct. 18, 1969	16	Brian Newlands	Indiana State
Oct. 2, 1976	20	Jim Beaman	Lamar
Oct. 16, 1976	20	Jim Robinson	Arkansas State
Sept. 30, 1978	0	Tyrone Henry	New Mexico State
Oct. 14, 1978	31	Rick Bielecki	Arkansas State
Sept. 5, 1981	27	Marvin Hinton	at McNesse State
Oct. 23, 1982	7	Adrian White	Indiana State
Sept. 24, 1983	0	Terry Taylor	at Northern Iowa
Oct. 8, 1983	16	Fabray Collins	Drake
Sept. 15, 1984	24	Fabray Collins	Western Illinois
Nov. 3, 1984	0	Bobby Sloan	at Drake
Sept. 7, 1985	47	Bobby McNabb	Missouri State
Oct. 3, 1992	37	David McLeod	at Eastern Illinois
Nov. 11, 1995	22	Jim Cravens	Eastern Illinois
Sept. 12, 1998	0	Jason Nolda	at Tennessee-Martin
Sept. 16, 2000	26	JerMarsh Robinson	Northern Iowa
Oct. 6, 2001	5	Jason Newell	Illinois State
Sept. 1, 2005	19	A.J. Wallace	at Southeast Missouri State
Oct. 27, 2005	24	Jamarquis Jordan	at Western Kentucky
Oct. 21, 2006	12	Alan Turner	Western Kentucky
Oct. 11, 2008	3	Lance Caldwell	Indiana State
Oct. 31, 2009	4	Beau Hoffman	at Indiana State
Sept. 25, 2010	38	Taylon Hunter	at Youngstown State
Oct. 2, 2010	8	Luke Thuston	at Illinois State
Oct. 6, 2012	16	Anthony Thompson	at Illinois State
Oct. 13, 2012	0	Ken Boatright	Northern Iowa
Sept. 5, 2015	0	Kenny James	at Indiana
Oct. 3, 2015	26	Brandon Williams	at Western Illinois

Chronological List of Blocked FGs Returned For TDs (1)

Date	Yards	Player	Opponent
Nov. 2, 2013	85	Bryan Presume	at Western Illinois

Chronological List of PAT Return For Two Points (1)

Date	Yards	Player	Opponent
Nov. 11, 2006	—	Trevor Moe	Northern Iowa

ANNUAL LEADERS

Annual Passing Yardage Leaders

Year	Player	Comp.	Att.	Pct.	Yards	TDs	Int.
1951	Joe Huske	52	114	45.6	634		
1952	Joe Huske	35	95	36.8	340	2	7
1953	Joe Huske	86	180	47.7	991	6	13
1954	Gerry Hart	24	59	40.7	219	1	7
1955	Gerry Hart	42	113	37.2	654		16
1956	Bill Norwood	missing records					
1957	Bill Norwood	26	62	41.9	341		
1958	Bill Norwood	35	88	39.8	506	4	7
1959	Ron Winter	35	83	42.2	362	3	3
1960	Ron Winter	56	135	41.4	857	7	9
1961	Ron Winter	61	121	50.4	835	1	8
1962	Vern Pollock	44	123	35.8	563	2	11
1963	Jim Hart	72	152	47.4	1,041	14	9
1964	Jim Hart	111	267	41.6	1,594	13	22
1965	Jim Hart	100	252	39.7	1,144	7	23
1966	Wally Agnew	54	105	51.4	620	3	7
1967	Jim McKay	36	80	45.0	540	3	8
1968	Jim McKay	34	85	40.0	463	3	7
1969	Jim McKay	48	129	37.2	543	3	11
1970	Brad Pancoast	103	222	46.4	1,326	9	8
1971	Brad Pancoast	91	186	48.9	1,289	8	13
1972	Mike Abegg	35	87	40.2	457	1	5
1973	Fred McAlley	51	120	42.5	712	1	7
1974	Fred McAlley	54	142	38.0	809	5	9
1975	Leonard Hopkins	46	110	41.8	728	2	6
1976	Bob Collins	36	87	41.2	549	4	8
1977	Bob Collins	43	101	42.6	629	2	8
1978	Arthur Williams	35	85	41.2	609	5	6
1979	John Cernak	55	117	47.0	776	4	4
1980	Rick Johnson	30	86	34.9	400	1	2
1981	Rick Johnson	119	211	56.4	1,296	6	11
1982	Rick Johnson	182	348	52.3	2,119	10	20
1983	Rick Johnson	108	214	50.5	1,413	9	16
1984	Darren Dixon	76	173	43.9	1,020	6	16
1985	Kevin Brown	83	175	47.4	1,043	9	10
1986	Pat King	55	136	40.4	713	6	10
1987	Fred Gibson	71	161	44.1	873	2	6
1988	Fred Gibson	63	105	60.0	742	2	5
1989	Scott Gabbert	125	222	56.3	1,338	10	9
1990	Brian Downey	181	352	51.4	1,968	7	11
1991	Brian Downey	126	248	50.8	1,782	14	12
1992	Scott Gabbert	172	305	56.4	2,463	22	12
1993	David Pierson	94	180	52.2	1,317	11	6
1994	David Pierson	157	319	49.2	1,729	13	8
1995	Danny Smith	118	239	49.3	1,548	8	11
1996	Phil Shellhaas	111	203	54.7	1,441	10	6
1997	Kent Skornia	144	261	55.2	1,980	9	14
1998	Kent Skornia	158	285	55.4	1,923	14	10
1999	Sherard Poteete	203	348	58.3	2,777	24	10
2000	Sherard Poteete	134	276	48.6	1,469	8	15
2001	Kevin Kobe	107	213	50.2	1,128	3	13
2002	Joel Sambursky	92	167	55.1	1,308	10	5
2003	Joel Sambursky	115	202	56.9	1,667	14	6
2004	Joel Sambursky	142	234	60.7	2,224	19	5
2005	Joel Sambursky	210	330	63.6	2,695	22	9
2006	Nick Hill	121	196	61.7	1,721	15	4
2007	Nick Hill	258	361	71.5	3,175	28	7
2008	Chris Dieker	186	326	57.1	2,083	16	10
2009	Chris Dieker	101	173	58.4	1,326	10	5
2010	Chris Dieker	158	256	61.7	1,816	15	11
2011	Kory Faulkner	133	224	59.4	1,477	5	8
2012	Kory Faulkner	191	325	58.8	1,865	11	10
2013	Kory Faulkner	165	272	60.7	1,997	18	4
2014	Mark Iannotti	201	319	63.0	2,241	22	8
2015	Mark Iannotti	273	416	65.6	3,195	24	10

Annual Rushing Yardage Leaders

Year	Player	Att.	Yards	Avg.	TDs
1948	Dick Sellman	72	224	3.1	—
1951	Bob Ems	141	467	3.3	6
1952	Bob Ems	50	386	7.7	6
1953	Jack Schneider	74	326	4.4	3
1954	Jack Schneider	87	362	4.2	—
1955	Jack Schneider	87	570	6.6	8
1956	Carver Shannon	99	694	7.0	7
1957	Carver Shannon	88	723	8.2	—
1958	Cecil Hart	148	550	3.7	—
1959	Clarence Walker	97	470	4.8	5
1960	Amos Bullocks	184	996	5.4	12
1961	Amos Bullocks	190	875	4.6	10
1962	Charles Hamilton	120	450	3.8	3
1963	Rich Weber	38	257	6.7	1
1964	Rich Weber	151	477	3.2	4
1965	Monty Riffer	99	359	3.6	4
1966	Charles Pemberton	140	647	4.6	6
1967	Charles Pemberton	111	491	4.4	2
1968	John Quillen	191	791	4.1	10
1969	Bob Hasberry	231	1,178	5.1	10
1970	Eric King	109	446	4.1	2
1971	George Loukas	240	1,052	4.3	9
1972	Thomas Thompson	75	312	4.2	1
1973	Larry Perkins	205	914	4.5	8
1974	Fred McAlley	106	310	2.9	2
1975	John Dismuke	100	507	5.1	3
1976	Andre Herrera	287	1,588	5.5	16
1977	Burnell Quinn	187	822	4.4	3
1978	Burnell Quinn	152	939	6.2	4
1979	Burnell Quinn	175	854	4.9	6
1980	Vic Harrison	175	814	4.6	2
1981	Walter Poole	229	1,092	4.8	10
1982	Corky Field	73	397	5.4	0
1983	Derrick Taylor	182	695	3.8	9
1984	Bruce Phibbs	132	579	4.4	3
1985	Byron Mitchell	171	1,211	7.1	7
1986	Mel Kirksy	165	833	5.0	4
1987	Byron Mitchell	164	726	4.4	7
1988	Chuck Harmke	185	795	4.3	6
1989	Antonio Moore	115	490	4.3	4
1990	Greg Brown	83	341	4.1	1
1991	Anthony Perry	124	647	5.2	5
1992	Anthony Perry	206	1,023	5.0	6
1993	Melvin Dukes	114	479	4.2	3
1994	William Tolen	130	555	4.3	3
1995	Karlton Carpenter	147	556	3.8	4
1996	Coe Bonner	227	1,234	5.4	11
1997	Karlton Carpenter	178	676	3.8	6
1998	Karlton Carpenter	323	1,892	5.9	16
1999	Tom Koutsos	194	1,052	5.4	12
2000	Tom Koutsos	297	1,259	4.2	11
2001	Tom Koutsos	273	1,222	4.5	9
2002	Muhammad Abdulqaadir	196	1,331	6.8	20
2003	Muhammad Abdulqaadir	183	1,041	5.7	11
2004	Brandon Jacobs	150	992	6.6	19
2005	Arkee Whitlock	269	1,454	5.4	14
2006	Arkee Whitlock	317	1,828	5.8	25
2007	John Randle	201	1,074	5.3	11
2008	Larry Warner	213	1,265	5.9	10
2009	Deji Karim	240	1,694	7.1	18
2010	Shariff Harris	132	604	4.6	8
2011	Jewel Hampton	230	1,121	4.9	17
2012	Steve Strother	135	554	4.1	0
2013	Malcolm Agnew	180	888	4.9	6
2014	Malcolm Agnew	136	820	6.0	10
2015	Mark Iannotti	179	716	4.0	9

ANNUAL LEADERS

Annual Rushing Yardage Leaders (By QB)

Year	Player	Att.	Yards	Avg.	TDs
1961	Ron Winter	68	285	4.2	6
1962	Dave Harris	20	49	2.5	0
1963	Dave Harris	30	-8	-0.2	0
1964	Doug Mougey	2	2	1.0	0
1965	Doug Mougey	19	23	0.8	1
1966	Doug Mougey	40	16	0.4	1
1967	Jim McKay	36	19	0.5	0
1968	Barclay Allen	22	94	4.3	1
1969	Barclay Allen	37	111	3.0	3
1970	Bill Richmond	42	110	2.6	1
1971	Brad Pancoast	65	75	1.2	4
1972	Larry Perkins	105	227	2.6	1
1973	Dennis O'Boyle	45	151	3.4	1
1974	Fred McAlley *	106	310	2.9	3
1975	Leonard Hopkins	132	374	2.8	8
1976	Reginald Evans	20	-9	-0.5	2
1977	John Cernak	34	31	0.9	0
1978	Gerald Carr	20	23	1.2	1
1979	Gerald Carr	58	236	4.1	1
1980	Gerald Carr	78	307	4.0	6
1981	Rich Williams	9	24	2.7	0
1982	Rich Williams	5	16	3.2	1
1983	Darren Dixon	20	-66	-3.3	1
1984	Pat King	12	-29	-2.4	1
1985	Kevin Brown	43	28	0.7	2
1986	Pat King	72	119	1.7	2
1987	Fred Gibson	123	414	3.4	1
1988	Fred Gibson	102	322	3.2	2
1989	Scott Gabbert	48	-40	-0.8	0
1990	Fred Gibson	18	47	2.6	0
1991	Scott Gabbert	7	-14	-2.0	0
1992	Scott Gabbert	46	56	1.2	2
1993	Matt Jones	56	78	1.4	0
1994	David Pierson	85	-41	-0.5	0
1995	Chris Schullian	8	6	0.8	0
1996	Phil Shellhaas	65	225	3.5	6
1997	Marcus Capone	15	45	3.0	0
1998	Kent Skornia	86	74	0.9	2
1999	Sherard Poteete	128	527	4.1	11
2000	Sherard Poteete	124	260	2.3	1
2001	Madei Williams	90	344	3.8	3
2002	Joel Sambursky	138	487	3.5	4
2003	Joel Sambursky	97	363	3.7	6
2004	Joel Sambursky	58	225	3.9	2
2005	Nick Hill	9	102	11.3	1
2006	Nick Hill	13	382	4.2	6
2007	Nick Hill	121	357	3.0	4
2008	Chris Dieker	74	119	1.6	3
2009	Paul McIntosh	87	588	6.8	6
2010	Chris Dieker	96	272	2.8	6
2011	Kory Faulkner	98	235	2.4	7
2012	Kory Faulkner	76	74	1.0	2
2013	Kory Faulkner	60	237	4.0	2
2014	Mark Iannotti	68	134	2.0	3
2015	Mark Iannotti *	179	716	4.0	9

* Indicates quarterback led team in rushing

Annual Receiving Leaders (Catches)

Year	Player	Rec.	Yards	Avg.	TDs
1954	Wayne Williams	19	245	12.9	2
1955	Wayne Williams	22	457	20.8	1
1959	Jim Battle	13	86	6.6	0
1960	Jim Battle	21	291	13.9	3
1961	Jim Battle	25	269	10.8	0
1962	Jim Battle	26	364	14.0	1
1963	Harry Bobbitt	34	503	14.8	5
1964	Rudy Phillips	26	390	15.0	5
1965	John Ference	51	580	11.4	4
1966	John Ference	27	376	13.9	1
1967	John Ference	30	368	12.3	2
1968	Doug Hillinger	21	364	17.3	7
1969	Lionel Antoine	22	260	11.8	1
1970	David Reid	23	291	12.7	2
1971	David Reid	21	311	14.8	4
1972	Bob Habbe	17	273	16.1	1
1973	Bruce Puhr	23	386	16.8	0
1974	Bruce Puhr	36	627	17.4	3
1975	Ivy Moore	24	451	18.8	1
1976	Greg Warren	12	256	21.3	2
1977	Burnell Quinn	16	203	12.7	2
1978	Hugh Fletcher	23	302	13.1	2
1979	Kevin House	27	653	24.2	6
1980	Jeff Ware	10	119	11.9	0
1981	Marvin Hinton	36	499	13.9	2
1982	Pierre Pugh	42	448	10.7	4
1983	Derrick Taylor	40	327	8.2	2
1984	Tony Anderson	37	575	15.5	7
1985	Bobby Sloan	28	406	14.5	5
1986	Mel Kirksey	26	238	9.2	0
1987	Nate McGhee	21	371	17.7	1
1988	Joe Cook	27	388	14.4	2
1989	Wesley Yates	42	694	16.5	4
1990	John Roots	38	535	14.1	0
1991	Justin Roebuck	42	647	15.4	4
1992	Justin Roebuck	46	645	14.0	4
1993	Billy Swain	47	684	14.6	8
1994	Reggie Fowler	33	330	10.0	1
1995	Damon Jones (TE)	35	597	17.1	2
1996	Reggie Fowler	49	677	13.8	6
1997	Cornell Craig	57	1036	18.2	9
1998	Cornell Craig	64	927	14.5	10
1999	Cornell Craig	77	1419	18.4	15
2000	Mark Shasteen	34	553	16.3	4
2001	Justin George	30	328	10.9	1
2002	Courtney Abbott	26	496	19.1	4
2003	Brent Little	36	641	17.8	6
2004	Brent Little	35	822	23.5	7
2005	Brent Little	49	781	15.9	5
2006	Braden Jones	32	521	16.3	7
2007	Justin Allen	55	685	12.5	6
2008	Damian Sherman	32	460	14.4	5
2009	Joe Allaria	52	697	13.4	4
2010	Joe Allaria	58	511	8.8	3
2011	MyCole Pruitt (TE)	43	562	13.1	3
2012	MyCole Pruitt (TE)	49	577	11.8	4
2013	John Lantz	51	885	17.4	5
2013	LaSteven McKinney	51	486	9.5	5
2014	MyCole Pruitt (TE)	81	861	10.6	13
2015	Billy Reed	56	805	14.4	5

Annual Receiving Leaders (Yards)

Year	Player	Yards	Rec.	Avg.	TDs
1961	Charles O'Neill	385	23	16.7	0
1962	Jim Battle	364	26	14.0	1
1963	Harry Bobbitt	503	34	14.8	5
1964	Tom Massey	473	24	19.7	3
1965	John Ference	580	51	11.4	4
1966	John Ference	376	27	13.9	1
1967	John Ference	368	30	12.3	2
1968	Doug Hollinger	364	21	17.3	7
1969	Lionel Antoine	260	22	11.8	1
1970	Lionel Antoine	365	21	17.4	2
1971	David Reid	311	21	14.8	4
1972	Bob Habbe	273	17	16.1	1
1973	Bruce Puhr	286	23	16.8	0
1974	Bruce Puhr	627	36	17.4	3
1975	Ivy Moore	451	24	18.8	1
1976	Greg Warren	256	12	21.3	2
1977	Kevin House	223	12	18.6	1
1978	Kevin House	498	21	23.7	5
1979	Kevin House	653	27	24.2	6
1980	Daryl Leake	155	9	17.2	1
1981	Marvon Hinton	499	36	13.9	2
1982	Marvon Hinton	582	36	16.2	2
1983	James Stevenson	616	35	17.6	2
1984	Tony Anderson	575	37	15.5	7
1985	Bobby Sloan	406	28	14.5	5
1986	Sebron Spivey	336	25	13.4	4
1987	Nate McGhee	371	21	17.7	1
1988	Joe Cook	388	27	14.4	2
1989	Wesley Yates	694	42	16.5	4
1990	John Roots	535	38	14.1	0
1991	Justin Roebuck	647	42	15.4	4
1992	LaVance Banks	683	29	23.6	10
1993	Billy Swain	684	47	14.6	8
1994	Damon Jones (TE)	514	32	16.1	5
1995	Damon Jones (TE)	597	35	17.1	2
1996	Reggie Fowler	677	49	13.8	6
1997	Cornell Craig	1036	57	18.2	9
1998	Cornell Craig	927	64	14.5	10
1999	Cornell Craig	1419	77	18.4	15
2000	Mark Shasteen	553	34	16.3	4
2001	Justin George	328	30	10.9	1
2002	Courtney Abbott	496	26	19.1	4
2003	Brent Little	641	36	17.8	6
2004	Brent Little	822	35	23.5	7
2005	Brent Little	781	49	15.9	5
2006	Braden Jones (TE)	521	32	16.3	7
2007	Justin Allen	685	55	12.5	6
2008	Damian Sherman	460	32	14.4	5
2009	Joe Allaria	697	52	13.4	4
2010	Jeff Evans	576	40	14.4	3
2011	MyCole Pruitt (TE)	562	43	13.1	3
2012	MyCole Pruitt (TE)	49	577	11.8	4
2013	John Lantz	51	885	17.4	5
2014	MyCole Pruitt (TE)	81	861	10.6	13
2015	Billy Reed	56	805	14.4	5

ANNUAL LEADERS

Annual Tackle Leaders

Year	Player	Solo	Asst.	Total	Pos.	Cl.
1959	Willie Brown	--	--	47	--	--
1972	Jim Powell	34	58	92	DB	Sr.
1973	Valdrew Rogers	55	24	79	--	--
1974	missing records	--	--	--	--	--
1975	Primus Jones	49	53	102	DL	Sr.
1976	Dan Brown	49	84	133	LB	Jr.
1977	Dan Brown	82	59	141	LB	Sr.
1978	Joe Barwinski	67	58	125	LB	Jr.
1979	Rick Bielecki	61	47	108	LB	So.
1980	John Harper	35	44	79	DE	So.
1980	Rick Bielecki	20	59	79	LB	Jr.
1981	Tony Bleyer	63	64	127	LB	Sr.
1982	Granville Butler	86	84	170	LB	Jr.
1983	Fabray Collins	95	65	160	LB	Sr.
1984	Frank Carr	68	69	137	LB	Jr.
1985	Rick Spielman	51	54	105	LB	Jr.
1986	Reggie Edwards	41	53	94	LB	Sr.
1987	Ezell Shelton	72	54	126	LB	Sr.
1988	Kevin Kilgallon	83	72	155	LB	So.
1989	Kevin Kilgallon	44	50	94	LB	Jr.
1990	Kevin Kilgallon	54	71	125	LB	Sr.
1991	Ron Moran	41	47	88	LB	So.
1992	Clint Smothers	58	42	100	S	Jr.
1993	Chris Edwards	38	47	85	DL	Sr.
1994	Tony Seman	81	61	142	LB	Jr.
1995	Brian Tranchitella	63	44	107	LB	Sr.
1996	C.J. McDavid	65	51	116	DB	Sr.
1997	Freddie Taylor	60	28	88	DB	Sr.
1998	Bart Scott	47	56	103	LB	Fr.
1999	Bart Scott	56	40	96	S	So.
2000	Teddy Sims	57	46	103	LB	Sr.
2001	Bart Scott	81	46	127	LB	Sr.
2002	Alexis Moreland	70	64	134	S	So.
2003	Alexis Moreland	54	37	91	S	Jr.
2004	Royal Whitaker	53	42	95	LB	Jr.
2005	Royal Whitaker	41	35	76	LB	Sr.
2005	Marlon Heaston	45	31	76	S	Jr.
2005	Phillip Doyle	49	27	76	LB	Sr.
2005	Frank Johnson	56	20	76	S	Sr.
2006	Brandin Jordan	41	66	107	LB	Fr.
2007	Chauncey Mixon	51	67	118	LB	So.
2008	Marty Rodgers	49	33	82	S	Jr.
2009	Brandin Jordan	48	37	85	LB	Sr.
2010	Stephen Franklin	34	42	76	LB	Sr.
2011	Kayon Swanson	27	25	52	NT	Jr.
2012	Bryan Presume	28	50	78	LB	Jr.
2013	Bryan Presume	55	49	104	LB	Sr.
2014	Chase Allen	45	55	95	LB	So.
2015	Chase Allen	44	76	120	LB	Jr.

Annual Sacks Leaders

Missing records for 1980 and 1981

Year	Player	Sacks	Yards	Pos.	Cl.
1977	Jack Niedbalski	6.0	--	DE	Jr.
1978	James Phillips	12.0	85	DE	So.
1979	John Harper	6.0	50	DE	Fr.
1982	John Harper	7.0	--	LB	Sr.
1983	Sterling Haywood	10.0	--	DL	So.
1984	Sterling Haywood	7.0	--	DL	Jr.
	Daren Wietecha	7.0	--	DE	Jr.
1985	Daren Wietecha	6.0	--	DE	Sr.
1986	Shannon Ferbrache	4.0	--	DE	RFr.
	Ron Kirk	4.0	--	LB	RFr.
1987	Joel Dickerson	6.0	--	LB	Sr.
1988	Shannon Ferbrache	8.0	--	DL	Jr.
1989	Ron Kirk	6.0	--	LB	Sr.
1990	Martin Hochertz	5.0	--	DE	Sr.
1991	Dwayne Summers	3.0	17	DL	Sr.
1992	Ron Moran	4.5	28	DE	Sr.

1993	Clint Smothers	4.0	30	DB	Sr.
1994	Dave Jacobs	6.0	34	--	--
1995	Ryan Smith	5.0	34	DT	So.
1996	David Reid	10.0	58	DE	Jr.
1997	Andre Bailey	3.0	4	LB	Fr.
1998	Andre Bailey	10.0	56	LB	So.
1999	Andre Bailey	9.0	55	DE	Jr.
2000	Lavar Stepter	8.0	56	DB	Jr.
2001	Jason Nolda	6.5	35	--	--
2002	Lionel Williams	3.0	19	DL	So.
	Cortez McBerry	3.0	18	DB	So.
2003	James Fields	5.0	45	LB	Jr.
	Billy Beard	5.0	17	DE	Jr.
2004	Phillip Doyle	5.0	46	LB	Jr.
2005	Lorenzo Wims	7.0	42	DE	Jr.
2006	Lorenzo Wims	7.0	52	DE	Sr.
2007	James Cloud	8.5	71	DE	Jr.
2008	James Cloud	7.5	53	LB	Sr.
2009	Kyle Walker	8.0	52	LB	Sr.
2010	Jayson DiManche	5.5	61	LB	So.
2011	Ken Boatright	6.5	40	DE	Jr.
2012	Jayson DiManche	8.0	60	LB	Sr.
	Eze Obiora	8.0	38	DE	Sr.
2013	Tyler Williamson	4.0	24	LB	Jr.
	Jordan Poole	4.0	22	LB	Jr.
	Brandon Williams	4.0	44	DE	So.
2014	Tyler Williamson	5.5	37	LB	Sr.
2015	Brandon Williams	4.5	35	DE	Sr.

Annual Tackles For Loss Leaders

Missing records for 1974-77, 1979, 1981, 1982

Year	Player	TFL	Yards	Pos.	Cl.
1973	Valdrew Rogers	11.0	78	--	--
1978	James Phillips	12.0	85	DE	So.
1980	John Harper	13.0	--	DT	So.
1983	Ken Foster	14.0	--	DT	Sr.
1984	Mike Brascia	8.0	--	DL	Sr.
1985	Mike Carbonaro	9.0	--	LB	Jr.
1986	John Edwards	8.0	--	LB	Sr.
1987	Mike Carbonaro	13.0	--	LB	Sr.
1988	Kevin Kilgallon	18.0	--	LB	So.
1989	Shannon Ferbrache	10.0	--	DL	Sr.
1990	Brian Miller	12.0	--	LB	Sr.
1991	Ed Senter	5.0	19	DE	Jr.
1992	Ron Moran	8.0	19	DE	Sr.
1993	Chris Edwards	8.0	25	DL	Sr.
1994	Tony Seman	12.0	34	LB	Jr.
1995	Tony Seman	11.0	30	LB	Sr.
	Ryan Smith	11.0	54	DT	So.
1996	Greg Harrison	14.0	35	LB	Jr.
1997	Greg Harrison	7.0	16	LB	Sr.
1998	Andre Bailey	17.0	63	LB	So.
1999	Bryan Archibald	14.0	88	DL	So.
2000	Brian Broussard	18.0	89	DL	Sr.
2001	Bart Scott	18.0	69	LB	Sr.
2002	Royal Whitaker	6.5	25	LB	Fr.
2003	Billy Beard	11.0	27	DE	Jr.
2004	Royal Whitaker	8.5	24	LB	Jr.
2005	Lionel Williams	11.5	53	DT	Sr.
2006	Lorenzo Wims	16.0	74	DE	Sr.
2007	James Cloud	14.5	86	DE	Jr.
	Chauncey Mixon	14.5	69	LB	So.
2008	James Cloud	15.0	75	LB	Sr.
2009	Kyle Walker	9.5	57	LB	Sr.
2010	Jayson DiManche	11.5	75	LB	So.
2011	Ken Boatright	13.5	40	DE	Jr.
2012	Jayson DiManche	15.0	70	LB	Sr.
2013	Tyler Williamson	13.0	47	LB	Jr.
2014	Blake Miller	8.5	52	DE	Sr.
2015	Brandon Williams	10.0	49	DE	Sr.

Annual Interception Leaders

Year	Player	Int	Yds.	TD	Pos.	Cl.
1970	Tim Sutton	3	17	0	DB	Jr.
1971	Russ Hailey	2	26	0	S	Jr.
	Dennis O'Boyle	2	41	0	DB	So.
1972	Russ Hailey	5	19	0	S	Sr.
1973	Bruce Corbin	5	39	0	DB	Sr.
1974	Steve Angrom	1	13	0	LB	So.
	Dan Brown	1	23	0	LB	Fr.
	John Flowers	1	14	0	DB	So.
	Joe Hosman	1	5	0	DB	So.
	Gary Powell	1	-1	0	DB	Sr.
1975	Paul Benne	1	0	0	DB	Jr.
	John Forsys	1	0	0	DB	Sr.
	Carlton Spain	1	11	0	LB	Jr.
1976	Dan Brown	4	50	1	LB	Jr.
1977	Oyd Craddock	5	31	0	S	So.
1978	John Palermo	4	19	0	CB	Jr.
1979	Tyrone Henry	5	19	0	CB	Sr.
1980	Greg Shipp	5	0	0	S	Fr.
1981	Greg Shipp	4	52	0	S	So.
	Tony Haywood	4	53	0	CB	So.
1982	Terry Taylor	6	93	1	CB	Jr.
1983	Greg Shipp	9	62	0	S	Sr.
1984	John Field	3	31	0	S	So.
1985	Ira Davis	2	22	0	CB	So.
	John Field	2	62	1	S	Jr.
	Tim Spencer	2	65	1	CB	So.
1986	Ira Davis	4	75	1	CB	Jr.
	Willie Davis	4	19	0	CB	RFr.
1987	Jay Hurdle	3	36	1	S	Sr.
1988	Kevin Kilgallon	2	70	0	LB	So.
1989	Willie Davis	4	-6	0	CB	Sr.
1990	Kevin Kilgallon	2	34	0	LB	Sr.
	Tim Wells	2	16	0	CB	Sr.
1991	Clint Smothers	4	7	0	S	So.
1992	Scott Walker	3	0	0	DB	Sr.
1993	J.J. Chaney	2	0	0	CB	Sr.
	Jim Cravens	2	0	0	S	So.
1994	Darnell Hendricks	4	81	0	S	Jr.
1995	Darnell Hendricks	6	70	1	S	Sr.
1996	C.J. McDavid	3	84	1	DB	Sr.
1997	Sam Wilkerson	4	35	1	DB	Jr.
1998	Orlando Rogers	5	49	0	DB	Sr.
1999	Andre King	5	61	0	DB	So.
2000	Derrick Corker	3	15	0	DB	So.
	Ron Graddy	3	39	1	S	Jr.
2001	Andre King	4	0	0	DB	Sr.
2002	Chris Gadson	3	-3	0	DB	So.
2003	Royal Whitaker	3	36	0	LB	So.
2004	Alexis Moreland	4	204	1	S	Sr.
2005	Brad Brachear	4	87	1	CB	Sr.
2006	Brandon Bruner	2	0	0	CB	Sr.
	Clayton Johnson	2	7	0	S	So.
2007	Clayton Johnson	4	57	0	S	Jr.
	Trevor Moe	4	29	0	LB	Sr.
2008	Korey Lindsey	6	81	1	CB	So.
2009	Mike McElroy	7	131	1	S	Jr.
2010	Boo Rodgers	2	3	0	S	Fr.
	Robert Spann	2	5	0	LB	Sr.
2011	Mike McElroy	4	38	1	S	Sr.
2012	D.J. Cameron	2	25	0	S	Fr.
2013	D.J. Cameron	2	53	0	S	So.
	Chris Davis	2	22	0	CB	Sr.
	Anthony Thompson	2	33	0	S	So.
2014	Courtney Richmond	2	27	0	CB	Sr.
	Boo Rodgers	2	0	0	CB	Sr.
2015	D.J. Cameron	2	38	0	S	Sr.
	Kenny James	2	111	2	S	So.

MULTIPLE 100-YARD GAMES

Multiple 100-Yard Rushing Games (26)

Date	Opponent	Att.-Yards/TDs	100-Yard Rushers
Oct. 29, 1966	East Carolina	27-141/2 24-116/2	Charles Pemberton Hill Williams
Oct. 12, 1968	Lamar	22-135/1 6-104/0	John Quillen Mike Bradley
Oct. 9, 1971	Arkansas State	25-139/2 29-136/1	Thomas Thompson George Loukas
Nov. 6, 1971	Drake	21-138/1 29-114/1	Thomas Thompson George Loukas
Oct. 27, 1973	Akron	28-136/2 21-126/0	Larry Perkins Melvin Moncrief
Oct. 5, 1974	at Dayton	21-104/2 28-102/1	Fred McAlley Lawrence Boyd
Nov. 4, 1978	at Indiana State	21-126/0 21-103/1	Burnell Quinn Victor Harrison
Nov. 3, 1979	Indiana State	23-150/1 29-126/2	Burnell Quinn Clarence Robison
Sept. 27, 1980	at Drake	24-142/3 20-105/2	Walter Poole Gerald Carr
Oct. 18, 1980	at Illinois State	26-128/2 24-101/0	Jeff Ware Victor Harrison
Nov. 1, 1981	at Indiana State	27-127/0 25-118/1	Derrick Taylor Walter Poole
Sept. 27, 1986	Youngstown State	19-133/0 13-133/1	Mel Kirksy Anthony Vaughn
Oct. 17, 1987	Western Illinois	24-141/1 16-121/0	Fred Gibson Byron Mitchell
Sept. 12, 1992	SEMO	25-136/3 22-110/2	Greg Brown Yonel Jourdain
Sept. 8, 2001	at SEMO	23-114/0 21-100/0	Tom Koutsos Madei Williams
Sept. 28, 2002	at E. Michigan	43-312/3 18-129/3	Muhammad Abdulqaadir Joel Sambursky
Oct. 12, 2002	Northern Iowa	38-209/4 5-122/1	Muhammad Abdulqaadir Brandon Robinson
Oct. 11, 2003	Illinois State	28-153/3 9-101/0	Tom Koutsos Brandon Robinson
Nov. 8, 2003	Youngstown State	19-153/1 21-120/0	Tom Koutsos Muhammad Abdulqaadir
Sept. 2, 2004	SEMO	18-109/1 18-106/3	Arkee Whitlock Brandon Jacobs
Oct. 23, 2004	at Missouri State	18-158/3 16-151/0	Arkee Whitlock Brandon Jacobs
Nov. 13, 2004	Indiana State	11-122/2 10-102/1	Brandon Jacobs Antione Jackson
Aug. 31, 2006	Lock Haven	15-134/1 11-107/2	Arkee Whitlock Nick Hill
Nov. 18, 2006	Southern Utah	22-170/3 16-130/0	Arkee Whitlock John Randle
Nov. 21, 2009!	at SEMO	16-155/2 13-101/3	Deji Karim Paul McIntosh
Nov. 28, 2009*!	Eastern Illinois	23-155-2 15-115-1	Deji Karim Paul McIntosh
Oct. 10, 2015	Missouri State	6-116-2 6-106-1	Chris Perkins Mark Iannotti

* Playoff Game

! = Only known time in school history with two or more 100-yard rushers in back-to-back games.

Multiple 100-Yard Receiving Games (3)

Date	Opponent	Rec.-Yards/TDs	100-Yard Receiver
Oct. 10, 1992	Western Illinois	7-134/2 8-105/0	LaVance Banks Justin Roebuck
Aug. 31, 1996	Central Arkansas	4-126/1 3-105/1	Reggie Fowler Damon Jones
Oct. 13, 2007	at Northern Iowa	6-157/2 10-107/1	Alan Turner Justin Allen

100-Yard Rushing and Receiving Games (18)

Date	Opponent	Players	No.-Yds./TDs
Sept. 30, 1978	New Mexico State	Rusher: Burnell Quinn Receiver: Kevin House	23-201/3 3-107/2
Nov. 21, 1992	Indiana State	Rusher: Anthony Perry Receiver: LaVance Banks	21-130/0 5-176/3
Nov. 2, 1996	at WKU	Rusher: Coe Bonner Receiver: Reggie Fowler	30-197/1 8-137/1
Sept. 19, 1998	Northern Iowa	Rusher: Karlton Carpenter Receiver: Cornell Craig	26-109/0 10-174/2
Oct. 3, 1998	Texas State	Rusher: Karlton Carpenter Receiver: Cornell Craig	28-199/0 11-136/2
Oct. 24, 1998	Indiana State	Rusher: Karlton Carpenter Receiver: Cornell Craig	38-179/3 13-157/0
Nov. 7, 1998	at WKU	Rusher: Karlton Carpenter Receiver: Cornell Craig	23-116/1 6-123/2
Sept. 18, 1999	at Eastern Illinois	Rusher: Tom Koutsos Receiver: Cornell Craig	32-172/1 5-102/0
Oct. 23, 1999	Illinois State	Rusher: Tom Koutsos Receiver: Cornell Craig	16-132/1 11-170/3
Nov. 20, 1999	WKU	Rusher: Tom Koutsos Receiver: Cornell Craig	29-220/1 8-142/1
Oct. 6, 2001	Illinois State	Rusher: Tom Koutsos Receiver: Mark Shasteen	28-135/1 9-140/0
Oct. 2, 2004	Northern Iowa	Rusher: Craig Turner Receiver: Quorey Payne	6-107/1 3-136/2
Nov. 13, 2004	Indiana State	Rusher: Brandon Jacobs Rusher: Antione Jackson Receiver: Brent Little	11-122/2 10-102/1 3-167/2
Sept. 17, 2005	at W. Michigan	Rusher: Arkee Whitlock Receiver: Brent Little	20-115/0 7-152/1
Sept. 30, 2006	Indiana State	Rusher: Arkee Whitlock Receiver: Braden Jones	17-103/3 2-101/1
Oct. 25, 2008	at Missouri State	Rusher: Larry Warner Receiver: Marc Cheatham	26-167/0 4-103/2
Sept. 19, 2009	Southwest Baptist	Rusher: Deji Karim Receiver: Joe Allaria	10-210/2 7-144/1
Sept. 24, 2011	Missouri State	Rusher: Steve Strother Receiver: Cam Fuller	21-121/0 6-120/0
Oct. 4, 2014	South Dakota	Rusher: Malcolm Agnew Receiver: MyCole Pruitt	25-128/3 7-137/1
Sept. 5, 2015	at Indiana	Rusher: Mark Iannotti Receiver: Adam Fuehne	17-106/1 3-130/1

1,000-YARD RUSHERS

Bob Hasberry, 1969	ATT	YDS	TD
S20 at Louisville	25	99	0
S27 at Youngstown State	24	119	2
O 4 TAMPA	14	29	0
O11 at Lamar	21	118	1
O18 INDIANA STATE	32	150	1
O25 EAST CAROLINA	32	138	0
N 1 at Bradley	27	177	2
N 8 BALL STATE	23	180	3
N15 DRAKE	16	47	0
N22 at Missouri State	17	121	1
Totals (10 games)	231	1,178	10

George Loukas, 1971	ATT	YDS	TD
S18 at Dayton	26	99	1
S25 at Illinois State	23	62	0
O 2 WICHITA STATE	35	224	3
O 9 ARKANSAS STATE	29	136	1
O16 BALL STATE	16	68	0
O23 at Akron	19	40	2
O30 at Indiana State	26	155	0
N 6 DRAKE	29	114	1
N13 at Louisville	23	87	0
N20 CENTRAL MICHIGAN	14	67	1
Totals (10 games)	240	1,052	9

Andre Herrera, 1976	ATT	YDS	TD
S11 at McNeese State	14	57	0
S18 at Drake	35	201	1
S25 WEST TEXAS A&M	26	132	1
O 2 LAMAR	31	149	1
O 9 at East Carolina	19	74	1
O16 ARKANSAS STATE	22	103	0
O23 NORTHERN ILLINOIS	35	319	6
O30 at Indiana State	35	185	1
N 6 ILLINOIS STATE	23	184	1
N13 at Bowling Green	18	26	0
N20 at Marshall	29	158	4
Totals (11 games)	287	1,588	16

Walter Poole, 1981	ATT	YDS	TD
S 5 at McNeese State	13	53	1
S12 WICHITA STATE	21	127	1
S19 TENNESSEE STATE	15	61	0
S26 at Tulsa	41	260	2
O 3 ILLINOIS STATE	22	44	0
O10 at West Texas A&M	35	158	1
O17 at Fresno State	27	168	1
O24 LA-LAFAYETTE	30	95	3
N 1 at Indiana State	25	118	1
N 7 DRAKE	- DNP -		
N14 at New Mexico State	- DNP -		
Totals (11 games)	229	1,092	10

Byron Mitchell, 1985	ATT	YDS	TD
A31 LINCOLN	10	95	1
S 7 MISSOURI STATE	11	93	0
S14 at Illinois	16	129	1
S21 at Drake	10	13	0
S28 EASTERN ILLINOIS	22	210	1
O 5 No. 8 ILLINOIS STATE	17	109	1
O19 SE MISSOURI STATE	11	85	0
O26 at Wichita State	20	111	2
N 2 at Indiana State	17	198	1
N 9 at No. 8 Arkansas State	19	72	0
N16 at Western Illinois	18	96	0
Totals (11 games)	171	1,211	7

Anthony Perry, 1992	ATT	YDS	TD
S 5 TROY	12	67	1
S12 SE MISSOURI STATE	15	63	0
S19 AUSTIN PEAY	12	25	1
S26 at Arkansas State	13	85	0
O 3 at Eastern Illinois	40	208	3
O10 WESTERN ILLINOIS	17	94	1
O17 NORTHERN IOWA	14	40	0
O24 at Illinois State	20	128	0
O29 at Western Kentucky	24	89	0
N 7 at Missouri State	18	94	0
N21 INDIANA STATE	21	130	0
Totals (11 games)	206	1,023	6

Coe Bonner, 1996	ATT	YDS	TD
A31 CENTRAL ARKANSAS	13	25	0
S 7 UT-MARTIN	17	85	2
S14 at Murray State	16	61	1
S21 WINSTON-SALEM ST.	19	121	2
S28 at Illinois State	32	185	3
O 5 at Missouri State	22	88	0
O12 INDIANA STATE	19	106	1
O19 WESTERN ILLINOIS	20	150	1
O26 NORTHERN IOWA	25	140	0
N 2 at Western Kentucky	30	197	1
N16 SE MISSOURI STATE	14	76	0
Totals (11 games)	227	1,234	11

Karlton Carpenter, 1998	ATT	YDS	TD
S 5 at Murray State	14	79	0
S12 at UT-Martin	21	193	2
S19 NORTHERN IOWA	26	109	0
S26 at Illinois State	36	190	4
O3 Texas State	28	199	0
O10 at Youngstown State	35	233	3
O17 WESTERN ILLINOIS	42	199	0
O24 INDIANA STATE	38	179	3
O31 at Missouri State	35	189	0
N 7 at Western Kentucky	23	116	1
N14 SE MISSOURI STATE	25	206	3
Totals (11 games)	323	1,892	16

Tom Koutsos, 1999	ATT	YDS	TD
S 2 at SE Missouri State	19	194	2
S11 MURRAY STATE	25	91	2
S18 at Eastern Illinois	32	172	1
S25 at Northern Iowa	- DNP -		
O 2 at South Florida	16	79	1
O 9 YOUNGSTOWN STATE	19	63	1
O16 at Western Illinois	8	29	1
O23 ILLINOIS STATE	16	132	1
O30 MISSOURI STATE	23	63	2
N 6 at Indiana State	7	9	0
N20 WESTERN KENTUCKY	29	220	1
Totals (11 games)	194	1,052	12

Tom Koutsos, 2000	ATT	YDS	TD
A31 at Murray State	15	64	1
S 9 SE MISSOURI STATE	35	189	3
S16 NORTHERN IOWA	37	168	3
S23 at Kansas	31	109	0
O 7 WESTERN ILLINOIS	25	173	1
O14 DRAKE	34	130	1
O21 at Missouri State	21	65	0
O28 at Illinois State	27	93	2
N 4 INDIANA STATE	23	101	0
N11 at Youngstown State	26	69	0
N18 at Western Kentucky	23	96	0
Totals (11 games)	297	1,257	11

Tom Koutsos, 2001	ATT	YDS	TD
S 8 at SE Missouri State	23	114	0
S22 MURRAY STATE	30	145	0
S29 at Western Illinois	28	73	2
O 6 ILLINOIS STATE	28	135	1
O13 at Northern Iowa	22	146	1
O20 EASTERN ILLINOIS	23	82	1
O27 at Indiana State	18	59	1
N 3 YOUNGSTOWN STATE	26	124	0
N10 MISSOURI STATE	25	165	2
N17 at Western Kentucky	31	117	1
N24 at Baylor	19	62	0
Totals (11 games)	273	1,222	9

Muhammad Abdulqaadir, 2002	ATT	YDS	TD
A29 KENTUCKY WESLEYAN	- DNP -		
S 7 SE MISSOURI STATE	5	7	0
S14 at Murray State	27	168	2
S21 WEST VIRGINIA TECH	26	264	5
S28 at Eastern Michigan	43	312	3
O 5 WESTERN ILLINOIS	31	261	4
O12 NORTHERN IOWA	38	209	4
O19 at Illinois State	23	103	2
O26 at Missouri State	3	7	0
N 2 at Youngstown State	- DNP -		
N 9 INDIANA STATE	- DNP -		
N16 WESTERN KENTUCKY	- DNP -		
Totals (8 games)	196	1,331	20

Muhammad Abdulqaadir, 2003	ATT	YDS	TD
A28 QUINCY	10	142	3
S 6 at SE Missouri State	15	91	2
S13 MURRAY STATE	19	126	0
S27 ST. JOSEPH'S (IN.)	14	84	1
O 4 at Indiana State	- DNP -		
O11 ILLINOIS STATE	2	-2	0
O18 at Western Illinois	29	200	2
O25 MISSOURI STATE	19	84	1
N 1 at Western Kentucky	18	64	1
N 8 YOUNGSTOWN STATE	21	120	0
N15 at Northern Iowa	14	45	1
N29 at Delaware*	22	87	0
Totals (11 games)	183	1,041	11

Arkee Whitlock, 2005	ATT	YDS	TD
S 1 at SE Missouri State	27	126	1
S10 UNION (Ky.)	6	76	2
S17 at Western Michigan	20	115	0
O 1 MISSOURI STATE	23	121	0
O 8 at Western Illinois	- injured -		
O15 ILLINOIS STATE	21	83	1
O22 at Indiana State	22	137	2
O27 at Western Kentucky	33	207	3
N 5 YOUNGSTOWN STATE	26	124	0
N12 at Northern Iowa	25	167	1
N19 NORTH DAKOTA STATE	23	114	1
N26 at Eastern Illinois*	23	89	3
D 3 at Appalachian State*	20	95	0
Totals (12 games)	269	1,454	14

Arkee Whitlock, 2006	ATT	YDS	TD
A31 LOCK HAVEN	15	134	1
S16 at Indiana	23	103	1
S23 at Arkansas Pine-Bluff	21	127	1
S30 INDIANA STATE	17	103	3
O 7 WESTERN ILLINOIS	33	216	3
O14 at Illinois State	27	140	0
O21 WESTERN KENTUCKY	15	66	0
O28 at Missouri State	20	84	2
N 4 at Youngstown State	35	218	3
N11 NORTHERN IOWA	40	180	4

RUSHING - Career

N18	SOUTHERN UTAH	22	170	3
N25	No. 12 UT-MARTIN*	28	207	4
D 2	at No. 2 Montana*	21	80	0
Totals	(13 games)	317	1,828	25

John Randle, 2007		ATT	YDS	TD
A30	QUINCY	17	127	2
S 8	at Northern Illinois	8	20	0
S22	ARKANSAS PINE-BLUFF	18	113	1
S29	at Indiana State	18	96	2
O 6	YOUNGSTOWN STATE	16	122	1
O13	at Northern Iowa	13	32	0
O20	MISSOURI STATE	17	59	3
N 3	at Western Illinois	12	42	0
N10	ILLINOIS STATE	19	85	0
N17	at Hampton	9	91	1
N24	EASTERN ILLINOIS*	12	72	0
D 1	MASSACHUSETTS*	16	86	0
D 8	DELAWARE*	26	129	1
Totals	(13 games)	201	1,074	11

Larry Warner, 2008		ATT	YDS	TD
S 9	HAMPTON	19	151	1
S13	at Northwestern	16	58	1
S27	NORTHERN IOWA	13	45	1
O 4	at North Dakota State	14	65	0
O11	INDIANA STATE	7	67	1
O18	at Youngstown State	22	147	1
O25	at Missouri State	26	167	0
N 1	NORTH DAKOTA	21	256	2
N 8	WESTERN ILLINOIS	22	91	1
N15	SOUTH DAKOTA STATE	19	76	1
N22	at Illinois State	13	49	1
N29	NEW HAMPSHIRE*	21	93	0
Totals	(12 games)	213	1,265	10

* Playoff Game

Deji Karim, 2009		ATT	YDS	TD
S 5	at Marshall	16	67	0
S19	SOUTHWEST BAPTIST	10	210	2
S26	NORTH DAKOTA STATE	23	127	1
O 3	at Western Illinois	18	157	2
O10	ILLINOIS STATE	28	273	3
O17	at Northern Iowa	24	125	1
O24	YOUNGSTOWN STATE	20	67	1
O31	at Indiana State	15	87	1
N 7	at South Dakota State	21	127	0
N14	MISSOURI STATE	14	117	3
N21	at SE Missouri State	16	155	2
N28	EASTERN ILLINOIS*	23	155	2
D 5	WILLIAM & MARY*	12	27	0
Totals	(13 games)	240	1,694	18

Jewel Hampton, 2011		ATT	YDS	TD
S 3	at SEMO	14	64	3
S10	at Mississippi	13	42	1
S24	Missouri State	21	119	0
O 1	at Western Illinois	22	146	2
O 8	North Dakota State	23	120	0
O15	Youngstown State	20	70	3
O22	at Northern Iowa	23	75	0
O29	Illinois State	11	30	2
N 5	at South Dakota State	28	167	2
N12	Eastern Illinois	20	110	2
N19	at Indiana State	35	178	2

* Playoff Game

Rushing Yards (Career)

1.	Tom Koutsos, 1999-2003	4,715
2.	Arkee Whitlock, 2004-06	4,241
3.	Karlton Carpenter, 1995-98	3,181
4.	Burnell Quinn, 1976-79	2,798
5.	Amos Bullocks, 1958-61	2,441
6.	Muhammad Abdulqaadir, 2002-03	2,372
7.	Andre Herrera, 1974-76	2,346
8.	Deji Karim, 2007, 2009	2,080
9.	Byron Mitchell, 1984-87	2,021
10.	Walter Poole, 1978-81	1,927
11.	Yonel Jourdain, 1989-92	1,862
12.	Derrick Taylor, 1982-84	1,848
13.	Carver Shannon, 1956-58	1,805
14.	Larry Warner, 2007-08	1,790
15.	Coe Bonner, 1995-97	1,787
16.	Greg Brown, 1990-93	1,730
17.	Malcolm Agnew, 2013-14	1,708
18.	Anthony Perry, 1991-92	1,670
19.	John Randle, 2006-07	1,563
20.	Brandon Robinson, 2001-03	1,509
21.	William Tolen, 1992-95	1,499
22.	George Loukas, 1970-72	1,427
23.	Bruce Phibbs, 1983-86	1,342
24.	Vic Harrison, 1978-80	1,339
25.	Antonio Moore, 1987-90	1,295
26.	Jack Schneider, 1953-55	1,258
27.	Chuck Harmke, 1987-89	1,248
28.	Larry Perkins, 1971-73	1,239
29.	Bob Hasberry, 1969	1,178
30.	Mel Kirksy, 1983, 85-86	1,142
31.	Charles Pemberton, 1966-67	1,138
32.	Jewel Hampton, 2011	1,121
33.	Joel Sambursky, 2001-05	1,100
34.	Clarence Robison, 1976-79	1,080

Rushing Yards by a QB (Career)

1.	Joel Sambursky, 2001-05	1,100
2.	Mark Iannotti, 2014-15	850
3.	Nick Hill, 2005-07	841
4.	Paul McIntosh, 2009-11	810
5.	Sherard Poteete, 1999-00	787
6.	Fred Gibson, 1987-90	737

Rushing Touchdowns (Career)

1.	Tom Koutsos, 1999-2003	52
2.	Arkee Whitlock, 2004-06	51
3.	Amos Bullocks, 1958-61	32
4.	Muhammad Abdulqaadir, 2002-03	31
5.	Deji Karim, 2007, 2009	26
5.	Karlton Carpenter, 1995-98	26
7.	Walter Poole, 1979-81	22
8.	Andre Herrera, 1974-76	21
9.	Brandon Jacobs, 2004	19
10.	Greg Brown, 1990-93	18
10	Yonel Jourdain, 1989-92	18
12.	Jewel Hampton, 2011	17
13.	Malcolm Agnew, 2013-14	16
14.	Coe Bonner, 1995-97	15
14.	John Randle, 2006-07	15
13.	Larry Warner, 2007-08	15

Rushing Attempts (Career)

1.	Tom Koutsos, 1999-2003	988 ^
2.	Arkee Whitlock, 2004-06	737
3.	Karlton Carpenter, 1995-98	663
4.	Burnell Quinn, 1976-79	545
5.	Amos Bullocks, 1958-61	490
6.	Derrick Taylor, 1981-84	458
7.	Andre Herrera, 1974-76	447
8.	Yonel Jourdain, 1989-92	412
8.	Walter Poole, 1978-81	412
10.	Greg Brown, 1990-93	399
11.	Joel Sambursky, 2001-05	380
12.	Muhammad Abdulqaadir, 2002-03	379
13.	Coe Bonner, 1995-97	362
14.	George Loukas, 1970-72	352
15.	Byron Mitchell, 1984-87	349

^ MVFC Record

Rushing Yards Per Carry (Career)

Minimum 150 Attempts

1.	Brandon Jacobs, 2004	6.61
2.	Carver Shannon, 1956-58	6.60
3.	Deji Karim, 2007, 2009	6.58
4.	Muhammad Abdulqaadir, 2002-03	6.26
5.	Larry Warner, 2007-08	6.01
6.	Brandon Robinson, 2001-03	5.80
7.	Byron Mitchell, 1984-87	5.79
8.	Arkee Whitlock, 2004-06	5.75
9.	Malcolm Agnew, 2013-14	5.41
10.	Amos Bullocks, 1958-61	5.30
11.	John Randle, 2006-07	5.26
12.	Andre Herrera, 1974-76	5.25
13.	Burnell Quinn, 1976-79	5.13
14.	Bob Hasberry, 1969	5.10
15.	Anthony Perry, 1991-92	5.06

Most 100-Yard Rushing Games (Career)

1.	Tom Koutsos, 1999-2003	22
2.	Arkee Whitlock, 2004-06	20
3.	Karlton Carpenter, 1995-98	12
4.	Amos Bullocks, 1958-61	11
4.	Burnell Quinn, 1976-79	11
6.	Deji Karim, 2007, 2009	10
6.	Muhammad Abdulqaadir, 2002-03	10
8.	Andre Herrera, 1974-76	9
8.	Malcolm Agnew, 2013-14	9
10.	Bob Hasberry, 1969	7
10.	Walter Poole, 1978-81	7



Tom Koutsos

RUSHING - Season

Rushing Yards (Season)

1. Karlton Carpenter, 1998	1,892
2. Arkee Whitlock, 2006	1,828
3. Deji Karim, 2009	1,694
4. Andre Herrera, 1976	1,588
5. Arkee Whitlock, 2005	1,454
6. Muhammad Abdulqaadir, 2002	1,331
7. Larry Warner, 2008	1,265
8. Tom Koutsos, 2000	1,257
9. Coe Bonner, 1996	1,234
10. Tom Koutsos, 2001	1,222
11. Byron Mitchell, 1985	1,211
12. Bob Hasberry, 1969	1,178
13. Jewel Hampton, 2011	1,121
14. Walter Poole, 1981	1,092
15. John Randle, 2007	1,074
16. Tom Koutsos, 1999	1,052
17. George Loukas, 1971	1,052
18. Muhammad Abdulqaadir, 2003	1,041
19. Anthony Perry, 1992	1,023
20. Amos Bullocks, 1960	996

Rushing Yards by a QB (Season)

1. Mark Iannotti, 2015	716
2. Paul McIntosh, 2009	588
3. Sherard Poteete, 1999	527
4. Joel Sambursky, 2002	487
5. Fred Gibson, 1987	414
6. Nick Hill, 2006	382
7. Leonard Hopkins, 1975	374
8. Joel Sambursky, 2003	363
9. Nick Hill, 2007	357
10. Madei Williams, 2001	344

Rushing Touchdowns (Season)

1. Arkee Whitlock, 2006	25
2. Muhammad Abdulqaadir, 2002	20
3. Brandon Jacobs, 2004	19
4. Deji Karim, 2009	18
5. Jewel Hampton, 2011	17
6. Andre Herrera, 1976	16
6. Karlton Carpenter, 1998	16
8. Arkee Whitlock, 2005	14
8. Tom Koutsos, 2003	14
10. Arkee Whitlock, 2004	12
10. Tom Koutsos, 1999	12
10. Amos Bullocks, 1960	12

Rushing Attempts (Season)

1. Karlton Carpenter, 1998	323
2. Arkee Whitlock, 2006	317
3. Tom Koutsos, 2000	297
4. Andre Herrera, 1976	287
5. Tom Koutsos, 2001	273
6. Arkee Whitlock, 2005	269
7. Mark Iannotti, 2015	247
8. Deji Karim, 2009	240
8. George Loukas, 1971	240
10. Bob Hasberry, 1969	231
11. Jewel Hampton, 2011	230
12. Walter Poole, 1981	229
13. Coe Bonner, 1996	227
14. Larry Warner, 2008	213
15. Anthony Perry, 1992	206

Rushing Yards Per Carry (Season)

Minimum 75 Attempts

1. Carver Shannon, 1957	8.22
2. Byron Mitchell, 1985	7.08
3. Deji Karim, 2009	7.06
4. Daquan Isom, 2015	7.03
5. Carver Shannon, 1956	7.01
6. Muhammad Abdulqaadir, 2002	6.79
7. Anthony Vaughn, 1986	6.67
8. Brandon Jacobs, 2004	6.61
9. Yonel Jourdain, 1992	6.48
10. Arkee Whitlock, 2004	6.35

Most 100-Yard Rushing Games (Season)

1. Karlton Carpenter, 1998	10
1. Arkee Whitlock, 2006	10
3. Deji Karim, 2009	9
4. Arkee Whitlock, 2005	8
4. Andre Herrera, 1976	8
6. Tom Koutsos, 2001	7
6. Bob Hasberry, 1969	7
8. Tom Koutsos, 2000	6
8. Coe Bonner, 1996	6
8. Muhammad Abdulqaadir, 2002	6
8. Jewel Hampton, 2011	6

Most Consecutive 100-Yard Rushing Games

1. Karlton Carpenter	10	Games 2-11	1998
2. Arkee Whitlock	6	Games 1-6	2006
2. M. Abdulqaadir	6	Games 3-8	2002
4. Deji Karim	5	Games 2-6	2009
4. Tom Koutsos	5	Games 2-6	2000
4. Bob Hasberry	5	Games 4-8	1969
4. Arkee Whitlock	5	Games 6-10	2005
8. Deji Karim	4	Games 9-12	2009
8. Coe Bonner	4	Games 7-10	1996
8. Yonel Jourdain	4	Games 1-4	1992
8. Andre Herrera	4	Games 6-9	1976



Arkee Whitlock

Fastest to 1,000 Yards Rushing in a Season


Sorted by Number of Carries

Name	Carries	Year
1. Muhammad Abdulqaadir	130	2002
2. Byron Mitchell	131	1985
3. Deji Karim	132	2009
4. Larry Warner	139	2008
5. Bob Hasberry	166	1969
6. Muhammad Abdulqaadir	172	2003
7. Karlton Carpenter	175	1998
8. Arkee Whitlock	178	2005
9. Arkee Whitlock	179	2006
10. Andre Herrera	182	1976
11. Coe Bonner	184	1996
12. John Randle	185	2007
13. Tom Koutsos	186	1999
14. Anthony Perry	194	1992
15. Tom Koutsos	207	2001
16. Walter Poole	209	1981
17. Jewel Hampton	210	2011
18. George Loukas	218	1971
19. Tom Koutsos	229	2000

Fastest to 1,000 Rushing Yards in a Season

Sorted by Number of Games Played In When Surpassing 1,000 Yards

Name	Game	Year
1. Muhammad Abdulqaadir	5th	2002
2. Deji Karim	7th	2009
2. Karlton Carpenter	7th	1998
2. Andre Herrera	7th	1976
5. Byron Mitchell	8th	1985
5. Bob Hasberry	8th	1969
7. Larry Warner	9th	2008
7. Arkee Whitlock	9th	2005
7. Arkee Whitlock	9th	2006
7. Tom Koutsos	9th	2001
7. Walter Poole	9th	1981
7. Tom Koutsos	9th	2000
13. Coe Bonner	10th	1006
13. Tom Koutsos	10th	1999
13. George Loukas	10th	1971
16. Muhammad Abdulqaadir	11th	2003
16. Anthony Perry	11th	1992
16. Jewel Hampton	11th	2011
19. John Randle	13th	2007



Deji Karim

RUSHING - Game

Rushing Yards (Game)

1. Andre Herrera	319	Northern Illinois, 1976
2. Muhammad Abdulqaadir	312	Eastern Michigan, 2002
3. Deji Karim	273	Illinois State, 2009
4. M. Abdulqaadir	264	West Virginia Tech, 2002
5. M. Abdulqaadir	261	Western Illinois, 2002
6. Walter Poole	260	Tulsa, 1981
7. Larry Warner	256	North Dakota, 2008
8. Carver Shannon	249	Great Lakes Naval, 1957
9. Karlton Carpenter	233	Youngstown State, 1998
10. George Loukas	224	Wichita State, 1971
11. Tom Koutsos	220	Western Kentucky, 1999
12. Arkee Whitlock	218	Youngstown State, 2006
13. Arkee Whitlock	216	Western Illinois, 2006
14. Deji Karim	210	Southwest Baptist, 2009
14. Byron Mitchell	210	Eastern Illinois, 1985
14. Cameron Walter	210	at Missouri State, 2014
15. M. Abdulqaadir	209	Northern Iowa, 2002
15. Anthony Perry	208	Eastern Illinois, 1992
16. Arkee Whitlock	207	Western Kentucky, 2005
17. Karlton Carpenter	206	SE Missouri State, 1998
18. Chuck Harmke	205	Kentucky, 1988
19. Anthony Perry	204	Indiana State, 1991
20. Karlton Carpenter	201	Northern Iowa, 1997
20. Andre Herrera	201	Drake, 1976
20. Burnell Quinn	201	New Mexico State, 1978

Rushing Yards by a Quarterback (Game)

Only listing 100-yard rushing games

1. John Cernak	179	at Arkansas State, 1979
2. Sherard Poteete	144	Western Illinois, 1999
3. Fred Gibson	141	Western Illinois, 1987
4. Joel Sambursky	129	at Eastern Michigan, 2002
5. Fred Gibson	118	at Indiana State, 1987
6. Paul McIntosh	115	Eastern Illinois, 2009*
7. Fred Gibson	114	at Western Illinois, 1988
8. Nick Hill	107	Lock Haven, 2006
9. Mark Iannotti	106	at Indiana, 2015
9. Mark Iannotti	106	Missouri State, 2015

* Playoff Game

Rushing Attempts (Game)

1. M. Abdulqaadir	43	Eastern Michigan, 2002
2. Karlton Carpenter	42	Western Illinois, 1998
3. Walter Poole	41	Tulsa, 1981
4. Anthony Perry	40	Eastern Illinois, 1992
4. Arkee Whitlock	40	Northern Iowa, 2006
6. Clarence Robison	39	Louisiana, 1978
6. Jeff Ware	39	New Mexico State, 1981
7. M. Abdulqaadir	38	Northern Iowa, 2002
7. Karlton Carpenter	38	Indiana State, 1998
10. Tom Koutsos	37	Northern Iowa, 2000
10. Shariff Harris	37	Illinois State, 2010
10. Cameron Walter	37	at Missouri State, 2014

Rushing Touchdowns (Game)

1. Andre Herrera	6	Northern Illinois, 1976
2. M. Abdulqaadir	5	W. Virginia Tech, 2002
3. Arkee Whitlock	4	UT-Martin, 2006
3. Arkee Whitlock	4	Northern Iowa, 2006
3. Brandon Jacobs	4	Eastern Washington, 2004
3. Andre Herrera	4	Marshall, 1976
3. Carver Shannon	4	Great Lakes Naval, 1957

Rushing Yards Per Carry (Game)

Minimum 10 Attempts

1. Deji Karim	21.0	Southwest Baptist, 2009
2. M. Abdulqaadir	14.2	Quincy, 2003
3. John Dismuke	12.8	Drake, 1975
4. Jeff Ware	12.6	Illinois State, 1981
5. Daquan Isom	12.3	Liberty, 2015
5. William Tolen	12.3	Eastern Illinois, 1995
7. Larry Warner	12.2	North Dakota, 2008
8. Daquan Isom	12.1	at Northern Iowa, 2015
9. Byron Mitchell	11.6	Indiana State, 1985
9. Steve Strother	11.6	at Mississippi, 2011

Rushing Yards Per Carry (Game)

Minimum 20 Attempts

1. Larry Warner	12.2	North Dakota, 2008
2. M. Abdulqaadir	10.2	West Virginia Tech, 2002
3. Deji Karim	9.8	Illinois State, 2009
3. Byron Mitchell	9.5	Eastern Illinois, 1985
4. Andre Herrera	9.1	Northern Illinois, 1976
5. Burnell Quinn	8.7	New Mexico State, 1978
6. M. Abdulqaadir	8.4	Western Illinois, 2002
7. Andre Herrera	8.0	Illinois State, 1976
8. Bob Hasberry	7.8	Ball State, 1969

Longest Runs From Scrimmage

1. Deji Karim	93	Illinois State, 2009
2. Deji Karim	92	Western Illinois, 2009
3. Andre Herrera	*85	Northern Illinois, 1976
4. Tom Koutsos	*84	Illinois State, 1999
4. Bob Ems	84	Illinois State, 1953
6. Carver Shannon	*82	Great Lakes Naval, 1957
7. John Vanderpluym	81	Eastern Michigan, 1952
8. Derrick Taylor	80	Northern Iowa, 1983
8. Burnell Quinn	80	New Mexico State, 1978
8. Jeff Ware	80	Illinois State, 1981
8. M. Abdulqaadir	80	Western Illinois, 2002
12. Ranette Lewis	78	Illinois Wesleyan, 1956
12. Andre Herrera	78	Illinois State, 1976

*Did Not Score



Muhammad Abdulqaadir

PASSING - Career

Passing Yards (Career)

1. Joel Sambursky, 2002-05	7,894
2. Rick Johnson, 1980-83	5,804
3. Mark Iannotti, 2014-15	5,436
4. Kory Faulkner, 2010-13	5,347
5. Chris Dieker, 2007-10	5,237
6. Nick Hill, 2005-07	5,184
7. Scott Gabbert, 1988-92	4,728
8. Sherard Poteete, 1999-00	4,246
9. Kent Skornia, 1997-98	3,903
10. Jim Hart, 1963-65	3,779
11. Brian Downey, 1990-91	3,750
12. David Pierson, 1993-94	3,046
13. Fred Gibson, 1987-90	2,967
14. Brad Pancoast, 1969-71	2,624
15. Ron Winter, 1959-61	2,054
16. Joe Huske, 1951-53	1,965
17. Paul McIntosh, 2009-11	1,768
18. Pat King, 1984-87	1,656
19. Darren Dixon, 1982-84	1,608
20. Ryan Smith, 1994-95	1,548

Touchdown Passes (Career)

1. Joel Sambursky, 2002-05	65
2. Mark Iannotti, 2014-15	46
2. Nick Hill, 2005-07	46
4. Chris Dieker, 2007-10	41
5. Scott Gabbert, 1988-92	39
6. Kory Faulkner, 2010-13	34
6. Jim Hart, 1963-65	34
8. Sherard Poteete, 1999-00	32
9. Kent Skornia, 1997-98	28
10. Rick Johnson, 1980-83	27
11. David Pierson, 1993-94	24
12. Brian Downey, 1990-91	21
13. Brad Pancoast, 1969-71	17
14. Fred Gibson, 1987-90	15
15. Paul McIntosh, 2009-11	14

Pass Completions (Career)

1. Joel Sambursky, 2002-05	559
2. Kory Faulkner, 2010-13	490
3. Rick Johnson, 1980-83	483
4. Mark Iannotti, 2014-15	474
5. Chris Dieker, 2007-10	446
6. Nick Hill, 2005-07	394
7. Scott Gabbert, 1988-92	371
8. Sherard Poteete, 1999-00	337
9. Brian Downey, 1990-91	307
10. Kent Skornia, 1997-98	302
11. Jim Hart, 1963-65	283
12. Fred Gibson, 1987-90	259
13. David Pierson, 1993-94	251
14. Brad Pancoast, 1969-71	195
15. Joe Huske, 1951-53	173

Pass Completion Percentage (Career)

Minimum 150 Attempts

1. Nick Hill, 2005-07	68.3
2. Mark Iannotti, 2014-15	64.5
3. Paul McIntosh, 2009-11	60.4
4. Joel Sambursky, 2002-05	59.9
5. Kory Faulkner, 2010-13	59.5
6. Chris Dieker, 2007-10	58.9
7. Scott Gabbert, 1988-92	55.9
8. Kent Skornia, 1997-98	55.3
9. Matt Jones, 1993-94	55.2
10. Phil Shellhaas, 1996	54.7

Pass Attempts (Career)

1. Joel Sambursky, 2002-05	933
2. Rick Johnson, 1980-83	932
3. Kory Faulkner, 2010-13	823
4. Chris Dieker, 2007-10	757
5. Mark Iannotti, 2014-15	735
6. Jim Hart, 1963-65	671
7. Scott Gabbert, 1988-92	664
8. Sherard Poteete, 1999-00	624
9. Brian Downey, 1990-91	600
10. Nick Hill, 2005-07	577
11. Kent Skornia, 1997-98	546
12. David Pierson, 1993-94	499
13. Fred Gibson, 1987-90	489
14. Brad Pancoast, 1969-71	413
15. Joe Huske, 1951-53	389

Pass Efficiency Percentage (Career)

Minimum 150 Attempts

1. Nick Hill, 2005-07	166.2
2. Joel Sambursky, 2002-05	148.6
3. Mark Iannotti, 2014-15	142.4
4. Paul McIntosh, 2009-11	140.0
5. Chris Dieker, 2007-10	128.0
6. Scott Gabbert, 1988-92	125.7
7. Kent Skornia, 1997-98	125.3
8. Phil Shellhaas, 1996	124.7
9. Kory Faulkner, 2010-13	122.4
10. Sherard Poteete, 1999-00	120.1
11. David Pierson, 1993-94	111.8

Average Yards Per Completion (Career)

Minimum 150 Attempts

1. Leonard Hopkins, 1972-75	15.4
2. Fred McAlley, 1973-74	14.5
3. Joel Sambursky, 2002-05	14.1
4. Darren Dixon, 1982-84	14.0
5. Brad Pancoast, 1969-71	13.5
6. Jim Hart, 1963-65	13.4
7. Nick Hill, 2005-07	13.2
8. Paul McIntosh, 2009-11	13.2
9. Ryan Smith, 1994-95	13.1
10. Jim McKay, 1967-69	13.1
11. Pat King, 1984-87	13.0

Most 250+ Yard Passing Games (Career)

1. Mark Iannotti, 2014-15	12
2. Kory Faulkner, 2010-13	7
3. Sherard Poteete, 1999-00	6
3. Kent Skornia, 1997-98	6
3. Scott Gabbert, 1988-92	6
6. Joel Sambursky, 2002-05	5
7. Chris Dieker, 2007-10	4
7. Nick Hill, 2005-07	4
7. David Pierson, 1993-94	4
7. Brian Downey, 1990-91	4
7. Rick Johnson, 1980-83	4

Most Interceptions (Career)

1. Jim Hart, 1963-65	54
2. Rick Johnson, 1980-83	52
3. Scott Gabbert, 1988-92	31
4. Chris Dieker, 2007-10	26
4. Jim McKay, 1967-69	26
6. Joel Sambursky, 2002-05	25
6. Sherard Poteete, 1999-00	25
8. Pat King, 1984-87	23
8. Brian Downey, 1990-91	23
10. Kory Faulkner, 2010-13	22

Lowest Interception Percentage (Career)

Minimum 150 Attempts

1. Nick Hill, 2005-07	1.90
2. Mark Iannotti, 2014-15	2.45
3. Kory Faulkner, 2010-13	2.67
4. Joel Sambursky, 2002-05	2.68
5. David Pierson, 1993-94	2.81
6. Phil Shellhaas, 1996	2.95
7. Chris Dieker, 2007-10	3.43
8. John Cernak, 1977-80	3.44
9. Kent Skornia, 1997-98	3.47
10. Brian Downey, 1990-91	3.80
11. Fred Gibson, 1987-90	3.90

2,000-Yard Passing Seasons

Rick Johnson, 1982	C-A-I	YD	TD
S4 at Western Illinois	15-26-1	161	2
S11 at Illinois State	22-42-1	238	1
S18 DRAKE	24-43-1	298	2
S25 ARKANSAS STATE	24-43-1	310	3
O2 at Louisiana	16-29-3	126	0
O9 at Florida State	12-19-3	110	0
O16 at Tulsa	15-36-1	172	0
O23 INDIANA STATE	12-23-2	93	0
O30 at Eastern Illinois	14-30-5	195	1
N13 MISSOURI STATE	11-20-1	193	1
N20 WEST TEXAS A&M	18-34-1	213	0
Totals(11 games)	182-348-20	2,119	10

Scott Gabbert, 1992	C-A-I	YD	TD
S5 TROY	18-39-1	140	0
S12 SE MISSOURI STATE	16-27-1	173	1
S19 AUSTIN PEAY	13-18-0	215	2
S26 at Arkansas State	10-16-1	197	2
O3 at Eastern Illinois	14-19-0	187	2
O10 WESTERN ILLINOIS	26-48-1	346	4
O17 NORTHERN IOWA	12-24-0	263	2
O24 at Illinois State	8-25-5	137	1
O29 at Western Kentucky	25-40-1	351	2
N7 at Missouri State	15-29-2	168	2
N21 INDIANA STATE	15-20-0	286	4
Totals(11 games)	172-305-12	2,463	22

Sherard Poteete, 1999	C-A-I	YD	TD
S2 at SE Missouri State	9-18-1	146	2
S11 MURRAY STATE	20-31-1	399	6
S18 at Eastern Illinois	15-26-2	244	0
S25 at Northern Iowa	7-12-0	50	0
O2 at South Florida	12-29-0	119	1
O9 YOUNGSTOWN STATE	23-33-1	311	3
O16 at Western Illinois	16-33-2	202	1
O23 ILLINOIS STATE	21-39-0	305	4
O30 MISSOURI STATE	22-39-1	331	1
N6 at Indiana State	38-59-2	379	3
N20 WESTERN KENTUCKY	19-27-0	265	3
Totals(11 games)	203-348-10	2,777	24

Joel Sambursky, 2004	C-A-I	YD	TD
S2 SE MISSOURI STATE	13-18-0	211	1
S11 at Northern Illinois	16-27-0	208	2
S18 WILLIAM PENN	8-10-1	126	1
S25 at Delaware State	8-15-0	142	0
O2 NORTHERN IOWA	9-16-0	193	2
O9 at Youngstown State	11-19-1	215	2
O16 WESTERN KENTUCKY	13-18-1	163	2
O23 at Missouri State	14-24-0	144	0
O30 WESTERN ILLINOIS	10-23-1	157	2
N6 at Illinois State	14-20-0	256	3
N13 INDIANA STATE	12-13-0	246	4
N27 E. WASHINGTON*	14-31-1	163	0
Totals (12 games)	142-234-5	2,224	19

PASSING - Season

Joel Sambursky, 2005	C-A-I	YD	TD
S1 at SE Missouri State	20-33-1	276	2
S10 UNION (Ky.)	6-8-0	161	2
S17 at Western Michigan	15-30-2	241	2
O1 MISSOURI STATE	18-25-0	234	3
O8 at Western Illinois	11-21-1	192	1
O15 ILLINOIS STATE	16-28-1	180	2
O22 at Indiana State	19-24-0	220	3
O27 at Western Kentucky	14-19-2	159	0
N5 YOUNGSTOWN STATE	17-26-0	235	3
N12 at Northern Iowa	22-29-0	272	2
N19 NORTH DAKOTA ST.	18-28-0	135	0
N26 at Eastern Illinois*	15-21-0	189	0
D3 at Appalachian State*	19-38-2	220	2
Totals(13 games)	210-330-9	2,695	22

Nick Hill, 2007	C-A-I	YD	TD
A30 QUINCY	13-18-0	179	2
S8 at Northern Illinois	21-33-0	238	3
S15 at Southern Utah	16-23-0	252	4
S22 ARK. PINE-BLUFF	18-24-0	244	2
S29 at Indiana State	10-12-0	147	2
O6 YOUNGSTOWN STATE	13-20-1	165	1
O13 at Northern Iowa	33-45-3	436	3
O20 MISSOURI STATE	20-26-0	241	0
N3 at Western Illinois	22-29-0	250	0
N10 ILLINOIS STATE	19-25-0	185	3
N17 at Hampton	24-28-0	282	3
N24 EASTERN ILLINOIS*	24-30-0	234	2
D1 MASSACHUSETTS*	13-23-1	216	3
D8 DELAWARE*	12-25-2	106	0
Totals(14 games)	258-361-7	3,175	28

Chris Dieker, 2008	C-A-I	YD	TD
S6 HAMPTON	16-29-1	216	3
S13 at Northwestern	14-22-0	115	0
S27 NORTHERN IOWA	14-32-1	182	1
O4 at North Dakota State	15-29-1	186	3
O11 INDIANA STATE	5-5-0	117	1
O18 at Youngstown State	10-23-1	107	1
O25 at Missouri State	19-30-2	243	2
N1 NORTH DAKOTA	15-21-0	159	1
N8 WESTERN ILLINOIS	15-29-1	177	1
N15 SOUTH DAKOTA ST.	25-35-1	245	1
N21 at Illinois State	20-35-0	173	1
N29 NEW HAMPSHIRE*	18-36-2	163	1
Totals(12 games)	186-326-10	2,083	16

* = Playoff Game

Mark Iannotti, 2014	C-A-I	YD	TD
A28 TAYLOR	11-16-1	181	2
S6 at Eastern Illinois	25-34-1	233	2
S13 SEMO	16-22-1	236	6
S20 at Purdue	27-48-1	272	0
S27 WESTERN ILLINOIS	24-39-1	272	2
O4 SOUTH DAKOTA	19-32-0	264	1
O11 at North Dakota State	18-33-0	146	0
O18 at Youngstown State	12-22-2	149	2
O25 INDIANA STATE	10-17-1	96	1
N8 at Missouri State	1-1-0	24	1
N15 NORTHERN IOWA	14-17-0	102	1
N22 at Illinois State	24-38-0	266	3
Totals(12 games)	201-319-8	2,241	22

Mark Iannotti, 2015	C-A-I	YD	TD
S5 at Indiana	24-31-0	411	4
S12 at SEMO	26-38-3	294	2
S26 LIBERTY	19-24-0	294	3
O3 at Western Illinois	21-30-1	227	1
O10 MISSOURI STATE	17-24-1	232	3
O17 at Indiana State	38-54-1	427	3
O24 YOUNGSTOWN ST.	14-27-0	275	3
O31 NORTH DAKOTA ST.	28-45-1	277	1
N7 at South Dakota	19-40-2	251	2
N14 ILLINOIS STATE	42-63-1	329	3
N21 at Northern Iowa	25-40-0	264	2
Totals (11 games)	273-416-10	3,195	24

Passing Yards (Season)

1. Mark Iannotti, 2015	3,195
2. Nick Hill, 2007	3,175
3. Sherard Poteete, 1999	2,777
4. Joel Sambursky, 2005	2,695
5. Scott Gabbert, 1992	2,463
6. Mark Iannotti, 2014	2,241
7. Joel Sambursky, 2004	2,224
8. Rick Johnson, 1982	2,119
9. Chris Dieker, 2008	2,083
10. Kory Faulkner, 2013	1,997
11. Rick Johnson, 1983	1,989
12. Kent Skornia, 1997	1,980
13. Brian Downey, 1990	1,968
14. Kent Skornia, 1998	1,923
15. Kory Faulkner, 2012	1,865

Touchdown Passes (Season)

1. Nick Hill, 2007	28
2. Mark Iannotti, 2015	24
2. Sherard Poteete, 1999	24
4. Mark Iannotti, 2014	22
4. Joel Sambursky, 2005	22
4. Scott Gabbert, 1992	22
7. Joel Sambursky, 2004	19
8. Kory Faulkner, 2013	18
9. Chris Dieker, 2008	16
10. Chris Dieker, 2010	15
10. Nick Hill, 2006	15

Pass Completions (Season)

1. Mark Iannotti, 2015	273
2. Nick Hill, 2007	258
3. Joel Sambursky, 2005	210
4. Sherard Poteete, 1999	203
5. Mark Iannotti, 2014	201
6. Kory Faulkner, 2012	191
7. Chris Dieker, 2008	186
8. Rick Johnson, 1982	182
9. Brian Downey, 1990	181
10. Scott Gabbert, 1992	172
11. Kory Faulkner, 2013	165
12. Chris Dieker, 2010	158
13. Kent Skornia, 1998	158
14. David Pierson, 1994	157
15. Rick Johnson, 1983	152

Pass Completion Percentage (Season)

Minimum 75 Attempts

1. Nick Hill, 2007	71.5
2. Paul McIntosh, 2009	67.2
3. Mark Iannotti, 2015	65.3
4. Joel Sambursky, 2005	63.6
5. Mark Iannotti, 2014	63.0
6. Nick Hill, 2006	61.7
7. Chris Dieker, 2010	61.7
8. Joel Sambursky, 2004	60.7
9. Kory Faulkner, 2013	60.7
10. Fred Gibson, 1988	60.0

Pass Attempts (Season)

1. Mark Iannotti, 2015	416
2. Nick Hill, 2007	361
3. Brian Downey, 1990	352
4. Sherard Poteete, 1999	348
4. Rick Johnson, 1982	348
6. Joel Sambursky, 2005	330
7. Chris Dieker, 2008	326
8. Kory Faulkner, 2012	325
9. Mark Iannotti, 2014	319
9. David Pierson, 1994	319

Pass Efficiency Percentage (Season)

Minimum 75 Attempts

1. Nick Hill, 2007	167.0
2. Joel Sambursky, 2004	163.0
3. Nick Hill, 2006	156.7
4. Paul McIntosh, 2009	149.1
5. Joel Sambursky, 2005	148.8
6. Mark Iannotti, 2015	144.4
7. Joel Sambursky, 2003	143.2
8. Sherard Poteete, 1999	142.4
9. Kory Faulkner, 2013	141.2
10. Scott Gabbert, 1992	140.2

Average Yards Per Completion (Season)

Minimum 75 Attempts

1. Arthur Williams, 1978	17.4
2. Leonard Hopkins, 1975	15.8
3. Joel Sambursky, 2004	15.7
4. Robert Collins, 1976	15.2
5. Jim McKay, 1967	15.0
6. Fred McAlley, 1974	15.0
7. Joel Sambursky, 2003	14.5
8. Jim Hart, 1963	14.5
9. Jim Hart, 1964	14.4
10. Scott Gabbert, 1992	14.3

Most 250+ Yard Passing Games (Season)

1. Mark Iannotti, 2015	8
2. Sherard Poteete, 1999	6
3. Mark Iannotti, 2014	4
3. Nick Hill, 2007	4
3. Scott Gabbert, 1992	4
3. Kory Faulkner, 2013	4
7. Chris Dieker, 2010	3
7. Kent Skornia, 1998	3
7. Kent Skornia, 1997	3
7. Danny Smith, 1995	3
7. Brian Downey, 1990	3

Most Interceptions (Season)

1. Jim Hart, 1965	23
2. Jim Hart, 1964	22
3. Rick Johnson, 1982	20
4. Rick Johnson, 1983	19
5. Darren Dixon, 1984	16

Lowest Interception Percentage (Season)

Minimum 75 Attempts

1. Nick Hill, 2007	1.93
2. Nick Hill, 2006	2.04
3. Joel Sambursky, 2004	2.13
4. Rick Johnson, 1980	2.30
5. Mark Iannotti, 2015	2.40
6. David Pierson, 1994	2.50
7. Mark Iannotti, 2014	2.51
8. Paul McIntosh, 2009	2.59
9. Joel Sambursky, 2005	2.73
10. Sherard Poteete, 1999	2.80



Mark Iannotti

PASSING - Game

Passing Yards (Game)

1. Nick Hill	436	at Northern Iowa, 2007
2. Mark Iannotti	427	at Indiana State, 2015
3. Mark Iannotti	411	at Indiana, 2015
4. Sherard Poteete	399	Murray State, 1999
5. Kory Faulkner	384	SEMO, 2012
6. Scott Gabbert	381	Northern Illinois, 1989
7. Sherard Poteete	379	Indiana State, 1999
8. Jim Hart	357	N. Michigan, 1964
9. Scott Gabbert	351	W. Kentucky, 1992
10. Scott Gabbert	346	Western Illinois, 1992
11. Scott Gabbert	343	Arkansas State, 1989
12. Kory Faulkner	341	Youngstown State, 2013
13. Brian Downey	334	Arkansas State, 1990
13. Kory Faulkner	334	Illinois State, 2011
15. Sherard Poteete	331	Missouri State, 1999
16. Mark Iannotti	329	Illinois State, 2015
17. Danny Smith	328	Missouri State, 1995
18. Kent Skornia	323	Murray State, 1997
19. Danny Smith	319	Western Kentucky, 1995
20. Fred Gibson	312	Missouri State, 1989
20. Kory Faulkner	312	at Illinois, 2013

Pass Completions (Game)

1. Mark Iannotti	42	Illinois State, 2015
2. Scott Gabbert	41	Northern Illinois, 1989
3. Mark Iannotti	38	at Indiana State, 2015
3. Sherard Poteete	38	Indiana State, 1999
5. Nick Hill	33	at Northern Iowa, 2007
6. Kory Faulkner	31	at Eastern Illinois, 2012
7. Fred Gibson	30	Indiana State, 1989
8. Brian Downey	29	Indiana State, 1990
8. Kory Faulkner	29	Illinois State, 2011
10. Mark Iannotti	28	North Dakota State, 2015
10. Scott Gabbert	28	Arkansas State, 1989
10. Kory Faulkner	28	Eastern Illinois, 2013

Touchdown Passes (Game)

1. Mark Iannotti	6	Southeast Missouri, 2014
1. Sherard Poteete	6	Murray State, 1999
3. Mark Iannotti	4	at Indiana, 2015
3. Chris Dieker	4	Indiana State, 2010
3. Kory Faulkner	4	Youngstown State, 2013
3. Kory Faulkner	4	Eastern Illinois, 2013
3. Nick Hill	4	at Southern Utah, 2007
3. Nick Hill	4	at Indiana, 2006
3. Joel Sambursky	4	Indiana State, 2004
3. Sherard Poteete	4	Illinois State, 1999
3. Kent Skornia	4	Northern Iowa, 1998
3. Kent Skornia	4	Western Kentucky, 1997
3. Danny Smith	4	Missouri State, 1995
3. David Pierson	4	Indiana State, 1993
3. Scott Gabbert	4	Indiana State, 1992
3. Scott Gabbert	4	Western Illinois, 1992
3. Brian Downey	4	SE Missouri State, 1991

Pass Attempts (Game)

1. Mark Iannotti	63	Illinois State, 2015
2. Scott Gabbert	60	Northern Illinois, 1989
3. Sherard Poteete	59	Indiana State, 1999
4. Kory Faulkner	58	at Eastern Illinois, 2012
5. Scott Gabbert	55	Arkansas State, 1989
6. Mark Iannotti	54	at Indiana State, 2015
7. Brian Downey	53	Arkansas State, 1990
8. Kory Faulkner	50	Eastern Illinois, 2013
9. Brian Downey	49	Indiana State, 1990
10. Scott Gabbert	48	Western Illinois, 1992
10. Mark Iannotti	48	at Purdue, 2014

Pass Completion Percentage (Game)

Minimum 10 Attempts

1. Joel Sambursky	92.3	Indiana State, 2004
2. Nick Hill	85.7	Hampton, 2007
3. Joel Sambursky	84.2	St. Joseph's (In.), 2003
4. Nick Hill	83.3	at Indiana State, 2007
5. Chris Dieker	82.4	SW Baptist, 2009
5. Mark Iannotti	82.4	Indiana State, 2014
7. Nick Hill	81.8	Indiana State, 2006
8. Joel Sambursky	80.0	William Penn, 2004
8. Nick Hill	80.0	Northern Iowa, 2006
8. Nick Hill	80.0	Eastern Illinois, 2007

Pass Completion Percentage (Game)

Minimum 20 Attempts

1. Brian Downey	86.4	Murray State, 1990
2. Nick Hill	85.7	Hampton, 2007
3. Nick Hill	80.0	Eastern Illinois, 2007
4. Mark Iannotti	79.2	Liberty, 2015
4. Joel Sambursky	79.2	Indiana State, 2005
6. Kory Faulkner	78.3	Illinois State, 2011
7. Mark Iannotti	77.4	at Indiana, 2015
8. Kent Skornia	77.2	Illinois State, 1997
9. Rick Johnson	77.2	Louisiana, 1981
10. Nick Hill	76.9	Missouri State, 2007
11. Nick Hill	76.0	Illinois State, 2007
12. Joel Sambursky	75.9	Northern Iowa, 2005
13. Nick Hill	75.8	Western Illinois, 2007
14. Nick Hill	75.0	UAPB, 2007
15. Scott Gabbert	75.0	Indiana State, 1992

Most Interceptions (Game)

1. Jim Hart	6	Youngstown State, 1965
1. Jim Hart	6	Ball State, 1965
3. Rick Johnson	5	at Eastern Illinois, 1982
3. Scott Gabbert	5	Illinois State, 1992
3. Jim Hart	5	Fort Campbell, 1964

Longest Pass Completion

1. Rick Johnson to Cecil Ratliff	87	Drake, 1983
2. Paul McIntosh to Joe Allaria	86	Youngstown St., 2009
3. Joe Huske to Ed Schneider	85	W. Illinois, 1953
4. Scott Gabbert to LaVance Banks	84	Indiana State, 1992
4. Jim McKay to Roger Kuba	84	Drake, 1967
6. Joel Sambursky to Brent Little	82	Indiana State, 2004
7. Mark Iannotti to Daquan Isom	80	at Indiana, 2015
7. Mike Abegg to Bob Habbe	80	Ball State, 1972
7. Mel Kirksy to Sebron Spivey	80	Indiana State, 1985
7. Steve Luce to Damon Jones	80	C. Arkansas, 1996
7. Nick Hill to Braden Jones	80	Indiana State, 2006

RECEIVING - Career/Season

Pass Receptions (Career)

1. MyCole Pruitt, 2011-14	221
2. Cornell Craig, 1996-99	207
3. LaSteven McKinney, 2011-14	149
4. Joe Allaria, 2007-10	138
5. Reggie Fowler, 1994-97	125
6. Brent Little, 2002-05	124
7. Billy Swain, 1990-93	123
8. Justin Roebuck, 1989-92	120
9. John Ference, 1965-67	108
10. Derrick Taylor, 1981-84	107
11. John Lantz, 2010-13	103
12. Mark Shasteen, 1998-2001	101
13. Damon Jones, 1994-96	99
14. Alan Turner, 2003-07	95
15. Dave Smith, 1993-96	93
16. Jim Battle, 1959-62	85
17. Wesley Yates, 1986-89	82
18. Tom Massey, 1963-64, 66-67	81
19. Jeff Evans, 2007-10	76
19. Marvin Hinton, 1980-82	76

Receiving Yardage (Career)

1. Cornell Craig, 1996-99	3,508
2. MyCole Pruitt, 2011-14	2,601
3. Brent Little, 2002-05	2,303
4. Justin Roebuck, 1989-92	1,809
5. Billy Swain, 1990-93	1,629
6. Damon Jones, 1994-96	1,542
7. Kevin House, 1976-79	1,524
8. Alan Turner, 2003-07	1,511
9. Joe Allaria, 2007-10	1,468
10. Reggie Fowler, 1994-97	1,437
11. John Lantz, 2010-13	1,413
12. LaSteven McKinney, 2011-14	1,407
13. Tom Massey, 1963-64, 66-67	1,350
14. John Ference, 1965-67	1,324
15. LaVance Banks, 1991-93	1,301
16. Wesley Yates, 1986-89	1,276
17. Jeff Evans, 2007-10	1,137
17. Bruce Puh, 1972-74	1,137
19. Marvin Hinton, 1980-82	1,136
20. Dave Smith, 1993-96	1,069

Receiving Touchdowns (Career)

1. Cornell Craig, 1996-99	37
2. MyCole Pruitt, 2011-14	25
3. Brent Little, 2002-05	20
3. Billy Swain, 1990-93	20
5. LaVance Banks, 1991-93	17
6. Kellen Allen, 2002-05	15
6. Alan Turner, 2003-07	15
8. LaSteven McKinney, 2011-14	11
8. Kevin House, 1976-79	11
8. Tom Massey, 1963-64, 66-67	11
8. Tony Anderson, 1981-84	11
8. Ryan Kernes, 2006-09	11
12. Justin Roebuck, 1989-92	10
13. Damon Jones, 1994-96	9
13. Braden Jones, 2005-06	9
15. Reggie Fowler, 1994-97	8
15. Joe Allaria, 2007-10	8
18. Mark Shasteen, 1998-2001	7
18. Quorey Payne, 2002-05	7
18. Bobby Sloan, 1984-87	7
18. James Stevenson, 1983, 85	7
18. Jeff Evans, 2007-10	7

Yards Per Reception (Career)

Minimum 30 Receptions

1. Kevin House, 1976-79	21.46
2. Cam Fuller, 2009-11	19.50
3. LaVance Banks, 1991-93	19.13
4. Brent Little, 2002-05	18.57
5. Courtney Abbott, 2002-03	18.53
6. Quorey Payne, 2002-05	17.41
7. James Stevenson, 1983-85	17.10
8. Cornell Craig, 1996-99	16.95
9. Tony Adams, 1981-84	16.67
10. Tom Massey, 1963-64, 66-67	16.67
11. Bruce Puh, 1972-74	16.48
12. Ivy Moore, 1972-75	16.14
13. Ian Oliver, 1988-91	16.05
14. Alan Turner, 2003-07	15.91
15. Larry Kavanaugh, 1978-80	15.73
16. Damon Jones, 1994-96	15.58

Pass Receptions (Season)

1. MyCole Pruitt, 2014	81
2. Cornell Craig, 1999	77
3. Cornell Craig, 1998	64
4. Joe Allaria, 2010	58
5. Cornell Craig, 1997	57
6. Billy Reed, 2015	56
7. Justin Allen, 2007	55
8. Joe Allaria, 2009	52
9. John Ference, 1965	51
9. John Lantz, 2013	51
9. LaSteven McKinney, 2013	51

Receiving Yardage (Season)

1. Cornell Craig, 1999	1,419
2. Cornell Craig, 1997	1,036
3. Cornell Craig, 1998	927
4. John Lantz, 2013	885
5. MyCole Pruitt, 2014	861
6. Brent Little, 2004	822
7. Billy Reed, 2015	805
8. Brent Little, 2005	781
9. Joe Allaria, 2009	697
10. Wesley Yates, 1989	694
11. Justin Allen, 2007	685
12. Billy Swain, 1993	684
13. LaVance Banks, 1992	683
14. Reggie Fowler, 1996	677
15. Alan Turner, 2007	672
16. Kevin House, 1979	653
17. Justin Roebuck, 1991	647
18. Justin Roebuck, 1992	645
19. Brent Little, 2003	641
20. Bruce Puh, 1974	627

Receiving Touchdowns (Season)

1. Cornell Craig, 1999	15
2. MyCole Pruitt, 2014	13
3. Kellen Allen, 2005	11
4. Cornell Craig, 1998	10

4. LaVance Banks, 1992	10
6. Cornell Craig, 1997	9
7. Billy Swain, 1993	8
8. Alan Turner, 2007	7
8. Brent Little, 2004	7
8. Braden Jones, 2006	7
8. Tony Anderson, 1984	7
8. Doug Hollinger, 1968	7

Yards Per Reception (Season)

Minimum 15 Receptions

1. Kevin House, 1979	24.19
2. Kevin House, 1978	23.71
3. LaVance Banks, 1992	23.55
4. Brent Little, 2004	23.49
5. Quorey Payne, 2004	21.82
6. Cam Fuller, 2011	20.38
7. Tom Massey, 1963	20.30
8. Tom Massey, 1964	19.71
9. Courtney Abbott, 2002	19.08
10. Ivy Morre, 1975	18.79
11. Alan Turner, 2006	18.68

Consecutive Games with a Catch

1. Cornell Craig	38	1996-99
2. Alan Turner	32	2005-07
3. MyCole Pruitt	31	2012-14
3. Joe Allaria	31	2008-10

1,000-Yard Receiving Seasons

Cornell Craig, 1997		REC	YD	TD
S 6	at Nicholls State	4	29	0
S13	MURRAY STATE	6	185	1
S20	at Indiana State	3	23	0
S27	at Northern Iowa	1	13	0
O 4	MISSOURI STATE	2	26	1
O11	ILLINOIS STATE	11	219	2
O18	at South Florida	2	44	0
O25	WESTERN KENTUCKY	10	177	3
N 1	at Western Illinois	6	131	1
N 8	YOUNGSTOWN STATE	8	134	1
N15	at Southeast Missouri State	4	55	0
Totals (11 games)		571	036	9

Cornell Craig, 1999		REC	YD	TD
S 2	at SE Missouri State	3	85	1
S11	MURRAY STATE	8	180	3
S18	at Eastern Illinois	5	102	0
S25	at Northern Iowa	4	102	1
O 2	at South Florida	3	45	1
O 9	YOUNGSTOWN STATE	8	188	1
O16	at Western Illinois	4	71	1
O23	ILLINOIS STATE	11	170	3
O30	MISSOURI STATE	10	178	1
N 6	at Indiana State	12	130	2
N20	WESTERN KENTUCKY	8	142	1
Totals (11 games)		771	419	15

RECEIVING/SCORING - Game

Receptions (Game)

1. Billy Reed	14	Illinois State, 2015
2. Cameron Walter	13	Northern Iowa, 2014
2. Cornell Craig	13	Indiana State, 1998
2. John Ference	13	Drake, 1965
5. Cornell Craig	12	Indiana State, 1999
6. Jonathan Mixon	11	Illinois State, 2015
7. Cornell Craig	11	Illinois State, 1999
7. Cornell Craig	11	Illinois State, 1997
9. MyCole Pruitt	10	at Purdue, 2014
9. MyCole Pruitt	10	at Illinois State, 2014
9. Cornell Craig	10	Missouri State, 1999
9. Cornell Craig	10	Northern Iowa, 1998
9. Cornell Craig	10	Western Kentucky, 1997
9. Justin Allen	10	at Northern Iowa, 2007
9. Joe Allaria	10	South Dakota St., 2010
9. Jeff Evans	10	at Youngstown St., 2010

Receiving Yardage (Game)

1. Cornell Craig	219	Illinois State, 1997
2. Wesley Yates	189	Missouri State, 1989
2. Kevin House	189	Tennessee State, 1979
2. Tom Massey	189	Northern Michigan, 1964
5. Cornell Craig	188	Youngstown State, 1999
6. Cornell Craig	185	Murray State, 1997
7. Cornell Craig	180	Murray State, 1999
8. Cornell Craig	178	Missouri State, 1999
9. Cornell Craig	177	Western Kentucky, 1997
10. LaVance Banks	176	Indiana State, 1992
11. Brent Little	167	Indiana State, 2004
12. Damon Jones	160	Nicholls State, 1995
13. Jeff Evans	159	Northern Iowa, 2010
14. Billy Swain	158	Western Kentucky, 1992
15. Alan Turner	157	at Northern Iowa, 2007
16. Lionel Antoine	149	Bradley, 1970

Yards Per Reception (Game)

Minimum 5 Receptions

1. LaVance Banks	35.2	Indiana State, 1992
2. Damon Jones	32.0	Nicholls State, 1995
3. Tom Massey	31.5	Northern Michigan, 1964
4. Cornell Craig	30.8	Murray State, 1997
5. Billy Reed	28.4	at South Dakota, 2015
5. Ivy Moore	28.0	UL-Lafayette, 1975
6. Alan Turner	26.1	at Northern Iowa, 2007
7. Lionel Antoine	24.8	Bradley, 1970

Receiving Touchdowns (Game)

1. Cornell Craig	3	Murray St., 1999
1. Brian Hamlett	3	Murray St., 1999
1. Cornell Craig	3	Illinois State, 1999



MyCole Pruitt

1. LaVance Banks	3	Indiana State, 1992
1. Rob Derricott	3	Northern Illinois, 1989

Points Scored (Game)

1. Andre Herrera	36	Northern Illinois, 1976
1. M. Abdulqaadir	36	West Virginia Tech, 2002
3. Carver Shannon	32	Great Lakes Naval, 1957
4. Arkee Whitlock	28	Northern Iowa, 2006
4. Arkee Whitlock	28	UT-Martin, 2006
6. Walter Poole	24	Louisiana, 1981
7. Andre Herrera	24	Marshall, 1976
8. Brandon Jacobs	24	Eastern Washington, 2004

Touchdowns (Game)

1. Andre Herrera	6	Northern Illinois, 1976
1. M. Abdulqaadir	6	West Virginia Tech, 2002
3. Carver Shannon	5	Great Lakes Naval, 1957
4. Walter Poole	4	Louisiana, 1981
4. Andre Herrera	4	Marshall, 1976
4. Brandon Jacobs	4	Eastern Washington, 2004
4. Arkee Whitlock	4	Northern Iowa, 2006
4. Arkee Whitlock	4	UT-Martin, 2006

Field Goals Made (Game)

1. 23 times *	3
---------------	---

*Twice by Austin Johnson in 2015

Longest Field Goals (All 50+ yard FGs listed)

1. Gregg Goodman	55	at Arkansas State, 1970
2. Thomas Kinney	52	at Western Illinois, 2013
2. Kyle Dougherty	52	at Illinois State, 2008
2. Craig Coffin	52	at Northern Illinois, 2004
5. Austin Johnson	51	at Western Illinois, 2015
5. Ken Seaman	51	Long Beach State, 1975
7. Austin Johnson	50	at South Dakota, 2015
7. Thomas Kinney	50	at Eastern Illinois, 2014
7. Matt Simonton	50	Winston-Salem St., 1996
7. Ken Seaman	50	at Arkansas State, 1975

Longest Field Goal by Opponent

1. Joe Williams	67*	at Wichita State, 1978
-----------------	-----	------------------------

*With tee. NCAA Record.



Cornell Craig

SCORING - Career/Season

Touchdowns (Career)

1. Tom Koutsos, 1999-2003	52
1. Arkee Whitlock, 2004-06	52
3. Cornell Craig, 1996-99	37
4. Amos Bullocks, 1958-61	32
4. Muhammad Abdulqaadir, 2002-03	32
6. Deji Karim, 2007, 2009	29
7. Karlton Carpenter, 1995-98	28
8. MyCole Pruitt, 2011-14	25
9. Walter Poole, 1978-81	23
10. Andre Herrera, 1974-76	21
11. Billy Swain, 1990-93	20
11. Yonel Jourdain, 1989-92	20
11. Brent Little, 2002-05	20
14. Malcolm Agnew, 2013-14	19
14. Brandon Jacobs, 2004	19
14. Greg Brown, 1990-93	19
14. Derrick Taylor, 1982-84	19
18. Larry Warner, 2007-08	18
19. LaVance Banks, 1991-93	17
19. Coe Bonner, 1995-97	17
19. Tony Anderson, 1982-84	17
19. Jewel Hampton, 2011	17

Field Goals (Career)

1. Kyle Dougherty, 2007-10	56
2. Craig Coffin, 2002-06	50
3. Ron Miller, 1983-86	40
4. Scott Everhart, 1999-2002	36
5. Paul Molla, 1978-81	32
6. Ken Seaman, 1973-76	31
7. Thomas Kinney, 2013-14	28
8. Matt Simonton, 1996-98	23
9. Ryan Given, 1992-95	22
10. Austin Johnson, 2012-pres.	21

Points Scored (Career)

1. Craig Coffin, 2002-06	379
2. Kyle Dougherty, 2007-10	366
3. Tom Koutsos, 1999-2003	312
3. Arkee Whitlock, 2004-06	312
5. Ron Miller, 1983-86	264
6. Scott Everhart, 1999-2002	234
7. Cornell Craig, 1996-99	222
8. Carver Shannon, 1955-58	209
9. Amos Bullocks, 1958-61	206
10. Muhammad Abdulqaadir, 2002	194
11. Deji Karim, 2007, 2009	174
11. Ken Seaman, 1973-76	174
13. Karlton Carpenter, 1995-98	168
14. Thomas Kinney, 2013-14	165
14. Paul Molla, 1979-81	164
16. MyCole Pruitt, 2011-14	150
17. Walter Poole, 1978-81	138
18. Matt Simonton, 1996-98	136
19. Ryan Given, 1992-95	132
20. Austin Johnson, 2012-pres.	128
20. John Bookout, 1988-92	128
20. Andre Herrera, 1974-76	128

PAT Kicking (Career)

	Made	Att.
1. Craig Coffin, 2002-06	229	239
2. Kyle Dougherty, 2007-10	198	208
3. Ron Miller, 1983-86	144	147
4. Scott Everhart, 1999-02	126	133
5. Thomas Kinney, 2013-14	81	82
5. Ken Seaman, 1973-76	81	89
7. John Bookout, 1988-92	71	77
8. Paul Molla, 1978-81	68	73
9. Matt Simonton, 1996-98	67	77
10. Ryan Given, 1992-95	66	72
11. Austin Johnson, 2012-pres.	65	68
12. Greg Goodman, 1970-72	47	49
13. Bob Hight, 1961-63	41	NA
14. Steve Wedemeier, 1989-90	37	37
15. Les Petroff, 1977-79	32	38

Touchdowns (Season)

1. Arkee Whitlock, 2006	25
2. Muhammad Abdulqaadir, 2002	21
3. Deji Karim, 2009	20
4. Brandon Jacobs, 2004	19
5. Karlton Carpenter, 1998	17
5. Jewel Hampton, 2011	17
7. Andre Herrera, 1976	16
8. Cornell Craig, 1999	15
9. Arkee Whitlock, 2005	14
10. Tom Koutsos, 2003	14
11. MyCole Pruitt, 2014	13
11. Carver Shannon, 1956	13
11. Arkee Whitlock, 2004	13
11. John Randle, 2007	13
11. Larry Warner, 2007-08	13

Field Goals (Season)

1. Kyle Dougherty, 2009	19
2. Ron Miller, 1983	18
2. Thomas Kinney, 2013	18
4. Paul Molla, 1981	15
4. Craig Coffin, 2006	15
4. Kyle Dougherty, 2007	15
4. Kyle Dougherty, 2008	15
8. Austin Johnson, 2015	14
9. Craig Coffin, 2004	13
9. Matt Simonton, 1996	13

Points Scored (Season)

1. Arkee Whitlock, 2006	150
2. Muhammad Abdulqaadir, 2002	128
3. Deji Karim, 2009	120
4. Brandon Jacobs, 2004	114
5. Kyle Dougherty, 2009	110
5. Ron Miller, 1983	110
7. Kyle Dougherty, 2007	108
8. Craig Coffin, 2004	105
9. Karlton Carpenter, 1998	102
9. Jewel Hampton, 2011	102
11. Craig Coffin, 2006	100
12. Andre Herrera, 1976	98
13. Thomas Kinney, 2013	94
14. Cornell Craig, 1999	90
15. Austin Johnson, 2015	85
15. Kyle Dougherty, 2008	85

PAT Kicking (Season)

	Made	Att.
1. Craig Coffin, 2004	66	66
2. Kyle Dougherty, 2007	63	68
3. Ron Miller, 1983	56	56
4. Craig Coffin, 2006	55	55
5. Craig Coffin, 2005	54	59
6. Kyle Dougherty, 2009	53	56
7. Craig Coffin, 2003	47	51
8. Scott Everhart, 1999	45	47
9. Austin Johnson, 2015	43	45
10. Kyle Dougherty, 2010	42	43

Consecutive PAT's (Single Season)

1. Craig Coffin, 2004	66
2. Ron Miller, 1983	56
3. Craig Coffin, 2006	55
4. Thomas Kinney, 2014	41
5. Kyle Dougherty, 2010	35

Consecutive PAT's (Multiple Seasons)

1. Ron Miller, 1983-84	80
2. Craig Coffin, 2003-05	76
3. Thomas Kinney, 2013-14	62

TOTAL YARDAGE

Total Offense Yardage (Career)

Rushing and Passing Yardage

1. Joel Sambursky, 2002-05	8,994
2. Mark Iannotti, 2014-15	6,386
3. Nick Hill, 2005-07	6,025
4. Kory Faulkner, 2010-13	5,932
5. Chris Dieker, 2007-10	5,735
6. Rick Johnson, 1980-83	5,461
7. Sherard Poteete, 1999-00	5,033
8. Scott Gabbert, 1988-92	4,844
9. Tom Koutsos, 1999-2003	4,715
10. Arkee Whitlock, 2004-06	4,241
11. Kent Skornia, 1997-98	3,968
12. Fred Gibson, 1987-90	3,704
13. Brian Downey, 1990-91	3,695
14. Jim Hart, 1963-65	3,384
15. Karlton Carpenter, 1995-98	3,181

Total Offense Attempts (Career)

Rushing and Passing Attempts

1. Kory Faulkner, 2010-13	1,061
2. Rick Johnson, 1980-83	1,044
3. Mark Iannotti, 2014-15	982
4. Chris Dieker, 2007-10	969
5. Joel Sambursky, 2002-2005	896
6. Sherard Poteete, 1999-00	876
7. Nick Hill, 2005-07	841
8. Scott Gabbert, 1988-92	815
9. Tom Koutsos, 1999-03	801
10. Fred Gibson, 1987-90	777
11. Jim Hart, 1963-65	770
12. Arkee Whitlock, 2004-06	737
13. Kent Skornia, 1997-98	706
14. David Pierson, 1993-94	629
15. Burnell Quinn, 1976-79	545

All-Purpose Yardage (Career)

Rushing, Receiving, Return Yardage

1. Arkee Whitlock, 2004-06	5,601
2. Tom Koutsos, 1999-2003	5,077
3. Cornell Craig, 1996-99	4,557
4. Karlton Carpenter, 1995-98	4,375
5. Billy Swain, 1990-93	3,719
6. Burnell Quinn, 1976-79	3,419
7. Steve Strother, 2009-12	3,215
8. Jeff Ware, 1979-82	2,983
9. Larry Warner, 2008-09	2,977
10. Brent Little, 2002-05	2,885
11. Coe Bonner, 1994-97	2,817
12. Derrick Taylor, 1981-83	2,798
13. LaSteven McKinney, 2011-14	2,786
13. Deji Karim, 2007, 2009	2,742
15. MyCole Pruitt, 2011-14	2,690

All-Purpose Attempts (Career)

Rushing, Passing, Return Attempts

1. Tom Koutsos, 1999-2003	1,040
2. Karlton Carpenter, 1995-98	792
3. Burnell Quinn, 1976-79	595
4. Derrick Taylor, 1981-84	581
5. Yonel Jourdain, 1989-92	504
6. Greg Brown, 1990-93	479
7. Andre Herrera, 1974-76	460
8. Walter Poole, 1978-81	447
9. Muhammad Abdulqaadir, 2002-03	391
10. Byron Mitchell, 1984-85, 87	386
11. Jeff Ware, 1979-82	369
12. Antonio Moore, 1987-90	366
13. Coe Bonner, 1995-96	359

Total Offense Yardage (Season)

Rushing and Passing Yardage

1. Mark Iannotti, 2015	3,911
2. Nick Hill, 2007	3,532
3. Sherard Poteete, 1999	3,304
4. Joel Sambursky, 2005	2,720
5. Scott Gabbert, 1992	2,519
6. Joel Sambursky, 2003	2,449
7. Mark Iannotti, 2014	2,375
8. Kory Faulkner, 2013	2,234
9. Chris Dieker, 2008	2,202
10. Nick Hill, 2006	2,103
11. Chris Dieker, 2010	2,088
12. Joel Sambursky, 2003	2,030
13. Rick Johnson, 1982	2,018
14. Kent Skornia, 1998	1,989
15. Kent Skornia, 1997	1,979

Total Offense Attempts (Season)

Rushing and Passing Attempts

1. Mark Iannotti, 2015	595
2. Nick Hill, 2007	482
3. Sherard Poteete, 1999	476
4. Kory Faulkner, 2012	428
5. Brian Downey, 1990	413
6. David Pierson, 1994	404
7. Kory Faulkner, 2012	401
8. Rick Johnson, 1982	400
9. Mark Iannotti, 2014	387
10. Kent Skornia, 1998	372

Total Offense Yardage (Game)

Rushing and Passing Yardage

1. Mark Iannotti	517	at Indiana, 2015
2. Mark Iannotti	471	at Indiana State, 2015
3. Nick Hill	443	at Northern Iowa, 2007
4. Mark Iannotti	423	Illinois State, 2015
5. Sherard Poteete	417	Indiana State, 1999
6. Kory Faulkner	412	Youngstown State, 2013
7. Sherard Poteete	405	Murray State, 1999
8. Kory Faulkner	399	SEMO, 2012
9. Sherard Poteete	393	Missouri State, 1999
10. Kory Faulkner	378	Illinois State, 2011

Total Offense Attempts (Game)

Rushing and Passing Attempts

1. Mark Iannotti	87	Illinois State, 2015
2. Scott Gabbert	70	Northern Illinois, 1989
3. Mark Iannotti	69	North Dakota State, 2015
4. Sherard Poteete	69	Indiana State, 1999
5. Mark Iannotti	68	at Indiana State, 2015
Kory Faulkner	68	at Eastern Illinois, 2012
7. Scott Gabbert	65	Arkansas State, 1989
8. Sherard Poteete	59	Missouri State, 1999
9. Mark Iannotti	58	at SEMO, 2015
Mark Iannotti	58	at South Dakota, 2015
David Pierson	58	UT-Martin, 1994
Kory Faulkner	58	Eastern Illinois, 2013

All-Purpose Yardage (Game)

Rushing, Receiving, Return Yardage

1. Larry Warner	353	Hampton, 2008
2. M. Abdulqaadir	331	W. Va. Tech, 2002
3. Larry Warner	321	North Dakota, 2008
4. M. Abdulqaadir	312	Eastern Michigan, 2002
5. Deji Karim	310	Illinois State, 2009

All-Purpose Yardage (Season)

Rushing, Receiving, Return Yardage

1. Deji Karim, 2009	2,339
2. Arkee Whitlock, 2006	2,330
3. Larry Warner, 2008	2,249
4. Karlton Carpenter, 1998	2,142
5. Arkee Whitlock, 2005	2,104
6. Cornell Craig, 1999	2,004
7. Bob Hasberry, 1969	1,730
8. Coe Bonner, 1996	1,707
9. Andre Herrera, 1976	1,608
10. Tay Willis, 2014	1,592
11. Larry Perkins, 1973	1,435
12. Daquan Isom, 2015	1,424
13. Muhammed Abdulqaadir, 2002	1,411
14. Byron Mitchell, 1985	1,364
15. John Randle, 2007	1,346

All-Purpose Attempts (Season)

Rushing, Receiving, Return Attempts

1. Arkee Whitlock, 2006	342
2. Karlton Carpenter, 1998	341
3. Tom Koutsos, 2000	316
4. Arkee Whitlock, 2005	312
5. Andre Herrera, 1976	295
6. Tom Koutsos, 2001	281
7. Larry Warner, 2008	276
8. Deji Karim, 2009	271
9. Coe Bonner, 1996	259
10. Karlton Carpenter, 1997	258
11. George Loukas, 1971	256
12. Walter Poole, 1981	253
13. Bob Hasberry, 1969	253
14. Larry Perkins, 1973	230
14. John Randle, 2007	230

PUNTING

Punting Average (Career)

Minimum 50 attempts

1. Scott Ravanese, 2006-09	42.56
2. Derek Mathewson, 2014-15	41.96
2. John Amitrano, 1997-98	41.51
3. Mark Gagliano, 1993-96	40.92
4. Barclay Allen, 1966-69	40.70
5. Steve Mick, 1976-77	40.66
6. Austin Pucylowski, 2010-13	39.81
7. Tom Striegel, 1978-81	39.16
8. Drew Morrison, 1983-86	38.91
9. Zach Kettelkamp, 2003-05	38.66
10. David Grandt, 2001-02	38.45

Punting Yards (Career)

1. Mark Gagliano, 1993-96	10,804
2. Tom Striegel, 1978-81	10,182
3. Drew Morrison, 1983-86	9,182
4. David Peters, 1987-90	8,687
5. Austin Pucylowski, 2010-13	8,679
6. Scott Ravanese, 2006-09	8,129
7. Barclay Allen, 1966-69	7,448
8. Steve Mick, 1976-77	5,286
9. John Amitrano, 1997-98	5,230
10. Zach Kettelkamp, 2003-05	5,180

Punts Attempts (Career)

1. Mark Gagliano, 1993-96	264
2. Tom Striegel, 1978-81	260
3. Drew Morrison, 1983-86	236
4. David Peters, 1987-90	224
5. Austin Pucylowski, 2010-13	218
6. Scott Ravanese, 2006-09	191
7. Barclay Allen, 1966-69	183
8. Zach Kettelkamp, 2003-05	134
9. Steve Mick, 1976-77	130
10. John Amitrano, 1997-98	126
10. Russ Hailey, 1970-72	126

Punting Average (Season)

Minimum 20 attempts


1. Tom Striegel, 1981	45.90
2. Scott Ravanese, 2007	45.78
3. Mark Gagliano, 1996	45.04
4. Scott Ravanese, 2008	43.29
5. Derek Mathewson, 2015	43.09
6. Barclay Allen, 1968	42.52
7. John Amitrano, 1997	42.39
8. Scott Ravanese, 2009	42.37
9. Steve Mick, 1977	41.49
10. Mark Gagliano, 1994	41.44

Punting Yards (Season)

1. Steve Mick, 1977	3,485
2. Mark Gagliano, 1994	3,274
3. Drew Morrison, 1986	3,078
4. John Amitrano, 1997	3,010
5. Mark Gagliano, 1995	2,971
6. David Peters, 1990	2,914
7. Scott Ravanese, 2009	2,288
8. Tom Striegel, 1978	2,868
9. Austin Pucylowski, 2012	2,855
10. Drew Morrison, 1983	2,828

Punts Attempts (Season)

1. Steve Mick, 1977	84
2. Mark Gagliano, 1994	79
3. Drew Morrison, 1986	77
3. Tom Striegel, 1978	77



Mark Gagliano

Longest Punts

1. Scott Ravanese	83	UMass, 2007
1. Drew Morrison	83	Austin Peay, 1986
3. Steve Mick	78	Arkansas State, 1976
4. Steve Mick	76	Lamar, 1977
5. Nick Neidig	75	Western Illinois, 2014

Punting Yards (Game)

1. John Amitrano	513	Murray State, 1998
2. Mark Gagliano	498	Northern Iowa, 1995

Punt Attempts (Game)

1. Steve Mick	12	Louisiana, 1977
2. David Peters	11	Western Illinois, 1989
2. Mark Gagliano	11	Northern Iowa, 1995
2. John Amitrano	11	Murray State, 1998



Scott Ravanese

KICK/PUNT RETURNS

Kickoff Return Yards (Career)

1. Billy Swain, 1990-93	1,672
2. Craig Turner, 2004-07	1,613
3. Steve Strother, 2009-12	1,419
4. Jeff Ware, 1980-82	1,389
5. Tay Willis, 2013-14	1,170
6. LaVance Banks, 1991-93	1,147
7. Dave Short, 1975-78	1,110
8. Arkee Whitlock, 2004-06	972
9. Karlton Carpenter, 1995-98	857
10. Ivy Moore, 1972-75	840

Kickoff Return Average (Career)

Minimum 25 returns

1. Larry Warner, 2007-08	26.93
2. Tay Willis, 2013-14	25.43
3. JerMarsh Robinson, 1998-00	25.35
4. Craig Turner, 2004-07	24.82
5. Steve Strother, 2009-12	24.46
6. Chris Gadson, 2001-02	24.03
7. Doug Hollinger, 1967-68	22.14
8. Ivy Moore, 1972-75	22.11
9. LaVance Banks, 1991-93	21.64
10. Brent Little, 2002-05	21.54

Kickoff Returns (Career)

1. Billy Swain, 1990-93	81
2. Jeff Ware, 1979-82	66
3. Craig Turner, 2004-07	65
4. Steve Strother, 2009-12	58
5. Dave Short, 1975-78	54
6. LaVance Banks, 1991-93	53
7. Tay Willis, 2013-14	46
8. Arkee Whitlock, 2004-06	41
9. Karlton Carpenter, 1995-98	40
10. Ivy Moore, 1972-75	38



Craig Turner

Punt Return Yards (Career)

1. Craig Turner, 2004-07	1,117
2. Doug Hollinger, 1967-68	737
3. Reggie Fowler, 1994-97	679
4. LaSteven McKinney, 2011-14	644
5. Gerald Wilson, 1970-71	458
6. Ed Wallner, 1968-69	435
7. Cornell Craig, 1996-99	371
8. Billy Swain, 1990-93	362
9. Sebron Spivey, 1983, 85-86	336
10. Justin George, 2001-04	318
11. Jeff Ware, 1980-82	301
12. Donnell Daniel, 1982-83	255
13. Korey Lindsey, 2007-10	221
14. Kevin House, 1976-79	213
15. Neal Furlong, 1977-80	210

Punt Return Average (Career)

Minimum 25 returns

1. Doug Hollinger, 1967-68	15.68
2. Craig Turner, 2004-07	12.69
3. Reggie Fowler, 1994-97	9.05
4. Sebron Spivey, 1983, 85-86	8.84
5. Justin George, 2001-04	8.83
6. Donnell Daniel, 1982-83	8.79
7. LaSteven McKinney, 2011-14	8.70
8. Gerald Wilson, 1970-71	8.64
9. Billy Swain, 1990-93	8.62
10. Cornell Craig, 1996-99	7.73

Punt Returns (Career)

1. Craig Turner, 2004-07	88
2. Reggie Fowler, 1994-97	75
3. LaSteven McKinney, 2011-14	74
4. Gerald Wilson, 1970-71	53
5. Cornell Craig, 1996-99	48
6. Doug Hollinger, 1967-68	47
7. Neal Furlong, 1977-80	46
8. Korey Lindsey, 2007-10	42
8. Billy Swain, 1990-93	42
8. Jeff Ware, 1981-82	42



Tay Willis

Kickoff Return Yards (Season)

1. Tay Willis, 2014	870
2. Craig Turner, 2007	756
3. Steve Strother, 2011	746
4. Larry Warner, 2008	592
5. Antonio Moore, 1987	565
6. Billy Swain, 1992	545
7. Jeff Ware, 1982	516
8. Bob Hasberry, 1969	501
9. Billy Perkins, 1973	499
10. JerMarsh Robinson, 2000	472

Kickoff Return Average (Season)

Minimum 10 returns

1. Gerald Wilson, 1970	34.40
2. Bob Hasberry, 1969	31.31
3. Larry Warner, 2008	31.16
4. Deji Karim, 2009	30.93
5. Paul Patterson, 1986	29.67
6. Dennis Harmon, 1962	29.31
7. Craig Turner, 2007	29.07
8. Karlton Carpenter, 1995	28.64
9. Steve Strother, 2010	27.62
10. Tay Willis, 2014	26.36

Kickoff Returns (Season)

1. Tay Willis, 2014	33
2. Billy Swain, 1992	28
3. Steve Strother, 2011	27
4. Antonio Moore, 1987	26
5. Craig Turner, 2007	26
6. Larry Perkins, 1973	25

Punt Return Yards (Season)

1. Ed Wallner, 1969	435
2. Doug Hollinger, 1968	424
3. Craig Turner, 2006	343
4. Reggie Fowler, 1995	322
5. Doug Hollinger, 1967	313
6. Craig Turner, 2005	308
7. Gerald Wilson, 1970	275
8. Craig Turner, 2007	252
9. Donnell Daniel, 1983	234
10. LaSteven McKinney, 2014	222

Punt Return Average (Season)

Minimum 10 returns

1. Ed Wallner, 1969	16.73
2. Doug Hollinger, 1968	16.31
3. Craig Turner, 2006	14.91
4. Doug Hollinger, 1967	14.90
5. Craig Turner, 2005	14.67
6. Brandon Robinson, 2003	14.46
7. Justin George, 2002	13.86
8. LaSteven McKinney, 2014	13.06
9. Reggie Fowler, 1995	12.38
10. Pete Winton, 1962	12.30

Punt Returns (Season)

1. Gerald Wilson, 1970	31
2. Jeff Ware, 1982	29
3. Donnell Daniel, 1983	28
4. Reggie Fowler, 1995	26
4. Ed Wallner, 1969	26
4. Doug Hollinger, 1968	26
7. Korey Lindsey, 2009	24
8. Craig Turner, 2006	23

TACKLES/SACKS

Tackles (Career)

Note: Statistics for tackles have been recorded at SIU since 1971.

1. Fabray Collins, 1981-83	443
2. Oyd Craddock, 1976-79	426
3. Kevin Kilgallon, 1987-90	384
4. Brandin Jordan, 2006-09	370
5. Granville Butler, 1981-83	364
6. Alexis Moreland, 2001-04	358
7. Bart Scott, 1998-2001	352
8. Dan Brown, 1974-77*	346
9. John Harper, 1979-1982	337
10. Royal Whitaker, 2002-05	335
11. Brian Tranchitella, 1992-95	327
12. Joe Barwinski, 1976-79	317
13. Rick Bielecki, 1978-80	305
14. Chauncey Mixon, 2006-09	289
15. Tony Seman, 1993-95	279
16. Greg Shipp, 1980-83	277
17. Tom Anderson, 1993-96	276
18. Clint Smothers, 1990-93	264
19. D.J. Cameron, 2012-15	257
20. Brad Crouse, 1985-88	252
21. Brian Miller, 1988-90	248
22. Chase Allen, 2013-pres.	247
23. Mike Carbonaro, 1985-87	245
24. William Thomas, 1981-84	244
25. Marty Rodgers, 2006-09	238
26. Eric Egan, 1999-2003	235
27. Ed Norman, 1981-83	225
28. James Phillips, 1977-80	224
29. Jon Manley, 1988-91	222
29. Mike McElroy, 2007-11	222
31. James Phillips, 1977-80	221
31. Valdrew Rodgers, 1973-76*	221
33. Darrell Hendricks, 1994-95	217
34. Thomas Piha, 1977-80	214
35. Ron Geels, 1976-78	213
36. Ezell Shelton, 1986-87	211
37. Tommy Ippolito, 1973-76*	209
38. Martin Hochertz, 1987-90	208
38. Johnny Flowers, 1973-76*	208
39. Bryan Presume, 2011-13	205
40. Frank Carr, 1982-85	200

*1974 defensive statistics are not available.

Sacks (Career)

Note: Statistics for sacks have been recorded at SIU since 1977.

1. James Phillips, 1977-80	23.5
2. Andre Bailey, 1997-99	22.0
3. Sterling Haywood, 1982-84	21.0
4. Bryan Archibald, 1998-01	20.5
5. Jayson DiManche, 2009-12	19.0
6. Ron Kirk, 1986-89	17.0
6. Shannon Ferbrache, 1986-89	17.0
6. James Cloud, 2006-08	17.0
9. Chauncey Mixon, 2006-09	16.0
10. Ed Norman, 1981-83	16.0
11. Bart Scott, 1998-01	14.5
12. Tyler Williamson, 2012-14	14.0
12. Lorenzo Wims, 2005-06	14.0
14. Tavita Tovio, 1997-00	13.0
15. Martin Hochertz, 1987-90	13.0
16. Daren Wietecha, 1984-85	13.0
17. John Harper, 1979-82	13.0
18. Dan Wetzel, 1983-85	13.0
19. Kenneth Foster, 1981-83	12.5
20. Blake Miller, 2011-14	12.0
20. Jack Niedbalski, 1977-78	12.0
20. Ken Boatright, 2011-12	12.0

Tackles For Loss (Career)

Note: Statistics for TFL have been kept consistently at SIU since 1983.

1. Bryan Archibald, 1998-01	48.0
2. Jayson DiManche, 2009-12	46.0
3. Chauncey Mixon, 2006-09	41.5
4. Tavita Tovio, 1997-00	41.0
5. Brandin Jordan, 2006-09	36.5
6. Tommy Anderson, 1993-96	32.0
7. Kevin Kilgallon, 1987-90	31.0
8. James Cloud, 2006-08	30.5
9. Andre Bailey, 1997-99	30.0
10. Bart Scott, 1998-01	29.0
11. Brian Broussard, 1997-00	28.0
12. Ken Boatright, 2011-12	27.0
13. Tony Seman, 1993-95	26.0
14. Tyler Williamson, 2012-14	25.5
15. Shannon Ferbrache, 1986-89	25.0
15. Ron Kirk, 1986-89	25.0
15. Lorenzo Wims, 2005-06	25.0
18. Royal Whitaker, 2002-05	24.5
18. Eric Egan, 1999, 2001-03	24.5
20. Lionel Williams, 2002-05	24.0
20. Mike Carbonaro, 1985-87	24.0

Tackles (Season)

1. Granville Butler, 1982	170
2. Fabray Collins, 1983	160
3. Kevin Kilgallon, 1988	155
4. Granville Butler, 1983	152
5. Tony Seman, 1994	142
6. Dan Brown, 1977	141
7. Brian Tranchitella, 1994	140
8. Frank Carr, 1984	137
8. Oyd Craddock, 1977	137
10. Alexis Moreland, 2002	134
11. Dan Brown, 1976	133
12. Tony Bleyer, 1981	132
13. Bart Scott, 2001	127
14. Ezell Shelton, 1987	126
15. Kevin Kilgallon, 1990	125
15. Joe Barwinski, 1978	125
15. Johnny Flowers, 1976	125
18. Tommy Anderson, 1994	121
19. Chase Allen, 2015	120
20. Rick Bielecki, 1978	118
20. Oyd Craddock, 1978	118
20. Chauncey Mixon, 2007	118
23. C.J. McDavid, 1996	116
23. Kenneth Foster, 1983	116
25. Jim Cravens, 1993	112
26. Darrell Hendricks, 1994	111
26. John Harper, 1981	111
27. Trevor Moe, 2007	108
28. Brandin Jordan, 2006	107




Bart Scott

Sacks (Season)

1. James Phillips, 1978	12.0
2. Andre Bailey, 1998	10.0
2. David Reid, 1996	10.0
2. Sterling Haywood, 1983	10.0
5. Andre Bailey, 1999	9.0
5. Ed Norman, 1983	9.0
7. James Cloud, 2007	8.5
8. Kyle Walker, 2009	8.0
8. Bryan Archibald, 2000	8.0
8. Shannon Ferbrache, 1988	8.0
8. Kenneth Foster, 1983	8.0
12. James Cloud, 2008	7.5
13. Bart Scott, 2000	7.0
13. Lorenzo Wims, 2005	7.0
13. Tavita Tavio, 2000	7.0
13. Ron Kirk, 1988	7.0
13. Daren Wietecha, 1984	7.0
13. Sterling Haywood, 1984	7.0
13. John Harper, 1982	7.0
13. David Callahan, 1979	7.0
13. James Farley, 1979	7.0
13. Brian Broussard, 2000	7.0
13. Lorenzo Wims, 2006	7.0

Tackles For Loss (Season)

1. Bart Scott, 2001	18.0
1. Brian Broussard, 2000	18.0
1. Kevin Kilgallon, 1988	18.0
4. Teddy Sims, 2000	17.0
4. Bryan Archibald, 2000	17.0
4. Andre Bailey, 1998	17.0
7. Lorenzo Wims, 2006	16.0
7. Tavita Tovio, 2000	16.0
9. James Cloud, 2008	15.0
9. Chauncey Mixon, 2008	15.0
9. Jayson DiManche, 2012	15.0
12. Chauncey Mixon, 2007	14.5
12. James Cloud, 2007	14.5
14. Ken Foster, 1983	14.0
14. Greg Harrison, 1996	14.0
14. Bryan Archibald, 1999	14.0
17. Ken Boatright, 2011	13.5
17. Ken Boatright, 2012	13.5
19. John Harper, 1980	13.0
19. Mike Carbonaro, 1987	13.0
19. Tavita Tovio, 1998	13.0
19. Andre Bailey, 1999	13.0
19. Bryan Archibald, 2001	13.0
19. Tyler Williamson, 2013	13.0



Jayson DiManche

DEFENSIVE RECORDS

Interceptions (Career)

1. Terry Taylor, 1980-83	20
2. Greg Shipp, 1980-83	18
3. Mike McElroy, 2007-11	15
4. Korey Lindsey, 2007-10	14
5. Chuck Goro, 1967-69	12
5. Pete Winton, 1961-63	12
7. Donnell Daniel, 1982-83	11
7. Oyd Craddock, 1976-79	11
9. Andre King, 1999-01	10
9. Darnell Hendricks, 1994-95	10
9. William Thomas, 1981-84	10
9. Willie Davis, 1986-89	10
13. Alexis Moreland, 2001-04	8
13. Ron Geels, 1976-79	8
13. Tyrone Henry, 1978-79	8
13. John Palmero, 1977-79	8
13. Ira Davis, 1984-87	8
13. Russ Hailey, 1970-72	8

Interceptions Return Yards (Career)

1. Terry Taylor, 1980-83	297
2. Alexis Moreland, 2001-04	235
3. Mike McElroy, 2007-11	183
4. Darnell Hendricks, 1994-95	151
5. D.J. Cameron, 2012-15	134
Donnell Daniel, 1982-83	134
7. Anthony Thompson, 2012-15	133
8. Orlando Rogers, 1996, 98	122
9. Greg Shipp, 1980-83	114
10. Kenny James, 2014-15	111

Pass Breakups (Career)

1. Willie Davis, 1986-89	29
2. Alexis Moreland, 2001-04	25
3. Boo Rodgers, 2010-14	24
4. D.J. Cameron, 2012-15	22
4. Darnell Hendricks, 1994-95	22
6. Courtney Richmond, 2011-14	21
6. Andre King, 1998-01	21
6. J.J. Chaney, 1990-93	21
9. Duane Lawrence, 1994-97	18
9. Chauncey Mixon, 2006-09	17
10. Yemi Akisanya, 2002-04	17
10. Mike McElroy, 2007-11	17
10. Terrell Wilson, 2010-13	17

Forced Fumbles (Career)

1. Tyler Williamson, 2012-14	8
2. Ron Geels, 1976-79	6
2. John Palmero, 1977-79	6
4. Frank Johnson, 2003-05	5
4. Freddie Taylor, 1994-97	5
4. Tommy Anderson, 1993-96	5
7. Greg Harrison, 1996-97	4
7. Lorenzo Wims, 2005	4
7. Oyd Craddock, 1976-79	4
7. Chauncey Mixon, 2006-09	4
7. Brandin Jordan, 2005-09	4
7. Bryan Presume, 2011-13	4

Fumble Recoveries (Career)

1. Sterling Haywood, 1982-85	8
2. Bart Scott, 1998-2001	7
2. Ron Kirk, 1986-89	7
4. Johnny Flowers, 1973-76	6

5. Bryan Archibald, 1998-2001	5
5. James Phillips, 1977-80	5

Interceptions (Season)

1. Greg Shipp, 1983	9
2. Terry Taylor, 1983	8
3. Mike McElroy, 2009	7
3. Donnell Daniel, 1983	7
3. Harry Bobbitt, 1961	7
6. Korey Lindsey, 2009	6
6. Korey Lindsey, 2008	6
6. Darnell Hendricks, 1995	6
6. William Thomas, 1983	6
6. Terry Taylor, 1982	6
11. Lance Caldwell, 2009	5
11. Andre King, 1999	5
11. Orlando Rodgers, 1998	5
11. Greg Shipp, 1980	5
11. Oyd Craddock, 1977	5
11. Ty Henry, 1977	5
11. Russ Hailey, 1972	5
11. Bruce Corbin, 1972	5
11. Pete Winton, 1961	5

Interceptions Return Yards (Season)

1. Alexis Moreland, 2004	204
2. Donnell Daniel, 1983	132
3. Mike McElroy, 2009	131
4. Kenny James, 2015	111
5. Lance Caldwell, 2009	103
6. Anthony Thompson, 2012	100
7. Edwin Bell, 1972	97
8. Terry Taylor, 1983	96
9. Terry Taylor, 1982	93
10. Brad Brachear, 2005	87

Forced Fumbles (Season)

1. Ron Geels, 1977	6
2. Lorenzo Wims, 2005	4
2. Tommy Anderson, 1996	4
4. Brandon Bruner, 2004	3

4. Freddie Taylor, 1997	3
4. Greg Harrison, 1996	3
4. Charles Canali, 1971	3
4. Matory Bailey, 1975	3
4. Oyd Craddock, 1978	3
4. John Palermo, 1979	3
4. James Cloud, 2008	3
4. Chauncey Mixon, 2008	3
4. Tyler Williamson, 2012	3
4. Tyler Williamson, 2013	3

Fumble Recoveries (Season)


1. Bart Scott, 1999	4
1. Sterling Haywood, 1983	4
1. Dan Wetzel, 1985	4
1. Tom Piha, 1980	4
1. James Phillips, 1978	4
1. Dan Brown, 1977	4
1. Johnny Flowers, 1976	4
8. Bryan Archibald, 2000	3
8. Freddie Taylor, 1997	3
8. Derrick Law, 1992	3
8. Ron Kirk, 1988	3
8. Ron Kirk, 1986	3
8. Mike Brascia, 1983	3
8. Edwin Bell, 1973	3
8. Rodney Sherrill, 1976	3
8. Brandon Bruner, 2004	3
8. Jason Seaman, 2008	3

Pass Breakups (Season)

1. Darnell Hendricks, 1994	13
2. Boo Rodgers, 2014	12
2. Alexis Moreland, 2002	12
4. Ryan Neal, 2015	11
4. Brad Brachear, 2005	11
4. Chris Gadson, 2002	11
4. Willie Davis, 1988	11
8. Willie Davis, 1989	10
8. Ernest Mangham, 1988	10
10. Yemi Akisanya, 2004	9
10. Freddie Taylor, 1997	9
10. Darnell Hendricks, 1995	9
10. Terrell Wilson, 2012	9



Korey Lindsey



Terry Taylor

ALL-TIME SERIES

* Home game
• Neutral site
! Playoff Game

Akron
1-1
(H: 1-0, A: 0-1)

Year	SIU	OPP
1971	L	21 43
1973*	W	14 13

Appalachian State
0-1
(H: 0-0, A: 0-1)

Year	SIU	OPP
2005!	L	24 38

Arkansas-Pine Bluff
2-0
(H: 1-0, A: 1-0)

Year	SIU	OPP
2006	W	48 16
2007*	W	58 3

Arkansas State
9-27-1
(H: 5-12-1, A: 4-15)

Year	SIU	OPP
1915	L	0 16
1926*	W	10 0
1927	L	0 14
1935*	L	0 7
1936*	L	3 7
1938*	W	6 0
1939	L	0 7
1940*	W	7 0
1941	W	27 0
1945	W	6 0
1945*	T	6 6
1946*	L	12 14
1947	W	12 7
1948*	L	21 27
1950	L	0 46
1951*	L	0 68
1957*	L	6 13
1970	L	3 27
1971*	W	21 14
1975	L	12 35
1976*	L	10 41
1977	L	6 21
1978*	L	24 26
1979	L	16 24
1982*	L	30 35
1983	W	35 28
1984*	L	0 19
1985	L	12 41
1986	L	7 22
1987*	L	9 33
1988*	W	45 43
1989	L	23 28
1990*	L	17 20
1992	L	38 42
1993	L	6 27
1994	L	14 41
1995	L	9 14

Austin Peay
5-2
(H: 2-2, A: 3-0)

Year	SIU	OPP
1938*	L	9 12
1939*	L	6 25
1957	W	25 12
1986*	W	24 17
1987	W	10 3
1991	W	21 17
1992*	W	37 7

Ball State
3-4-1
(H: 3-1, A: 0-3-1)

Year	SIU	OPP
1965	L	19 30
1966*	L	14 15
1967	L	6 24
1969*	W	48 27
1970	L	17 24
1971*	W	33 8
1972*	W	13 7
1973	T	16 16

Baylor
0-1
(H: 0-0, A: 0-1)

Year	SIU	OPP
2001	L	12 56

Bowling Green State
0-8
(H: 0-4, A: 0-4)

Year	SIU	OPP
1959*	L	14 23
1960	L	6 27
1961*	L	0 20
1962	L	0 21
1963*	L	6 31
1964	L	12 35
1975*	L	6 38
1976	L	7 35

Bradley
2-1-1
(H: 1-0-1, A: 1-1)

Year	SIU	OPP
1955*	T	7 7
1956	L	20 26
1969	W	36 14
1970*	W	69 3

Central Arkansas
1-0
(H: 1-0, A: 0-0)

Year	SIU	OPP
1996*	W	24 12

Central Florida
0-1
(H: 0-0, A: 0-1)

Year	SIU	OPP
1990	L	14 49

Central Michigan
7-7
(H: 4-3, A: 3-4)

Year	SIU	OPP
1951*	L	13 34
1952	L	7 55
1953*	L	6 19
1954	L	0 33
1955*	W	14 13
1956	L	13 32
1957*	L	12 21
1958	W	24 7
1959*	W	51 20
1960	W	28 17
1961*	W	18 0
1962	W	43 6
1971*	W	35 8
1974	L	0 42

Charleston (W.Va.)
1-0
(H: 1-0, A: 0-0)

Year	SIU	OPP
2013*	W	31 10

Dayton
3-2-1
(H: 0-1-1, A: 3-1)

Year	SIU	OPP
1967*	L	14 34
1968	W	18 17
1971	W	31 14
1972*	T	6 6
1973	L	19 23
1974	W	38 16

Delaware
0-2
(H: 1-0, A: 0-1)

Year	SIU	OPP
2003!	L	7 48
2007*!	L	17 20

Delaware State
1-0
(H: 0-0, A: 1-0)

Year	SIU	OPP
2004	W	49 0

Delta State
0-1
(H: 0-1, A: 0-0)

Year	SIU	OPP
1987*	L	16 24

Drake
11-13
(H: 6-6, A: 5-7)

Year	SIU	OPP
1961*	L	0 7
1962	L	13 14
1964	W	28 19
1965*	L	12 28
1966	L	7 30
1967*	W	45 17
1968	W	21 20
1969*	L	17 19
1970	L	9 21
1971*	W	34 32
1972	L	9 19
1973*	W	37 20
1975*	L	27 38
1976	W	27 15
1977*	L	9 13
1978	L	14 38
1979	W	22 21
1980	W	34 28
1981*	L	17 22
1982*	W	24 17
1983*	W	28 9
1984	L	17 20
1985	L	6 31
2000*	W	35 23

East Carolina
2-8
(H: 1-3, A: 1-5)

Year	SIU	OPP
1966*	W	31 13
1967	L	8 21
1969*	L	3 17
1970	W	14 12
1972	L	0 16
1973*	L	25 42
1974	L	16 17
1975*	L	7 41
1976	L	14 49
1977	L	0 33

Eastern Illinois
41-27-1
(H: 24-12, A: 17-15-1)

Year	SIU	OPP
1913*	L	12 56
1914*	L	7 25
1915*	W	41 0
1916	L	7 19
1917	L	0 24
1921*	W	2 0
1922*	L	6 22
1923	L	0 24
1924*	W	7 0
1926*	W	23 0
1927	L	2 14
1928*	L	0 18
1929	L	6 9
1930*	W	2 0
1931	W	6 0
1932*	W	25 0
1933	W	19 0
1934*	W	13 6
1935	W	13 9
1936*	W	13 7
1937*	W	3 0
1938	L	0 15
1939*	L	7 12
1940	L	6 25
1941*	W	41 0
1942	W	26 6
1944*	W	15 12
1945	T	0 0
1946*	W	29 0
1947*	W	33 13
1948	L	0 38
1949*	L	13 26
1950	L	7 21
1951*	L	19 47
1952	W	22 7
1953*	W	6 0
1954	W	20 6
1955	W	26 13
1956	W	32 0
1957*	W	27 6
1958	W	29 8
1959*	W	7 0
1960	W	52 8
1961*	W	33 6
1979*	L	14 22
1980*	W	37 35
1982	L	7 20
1983*	W	17 14
1984	W	48 40
1985*	W	42 13
1986*	L	7 52
1987	W	32 27
1988	L	3 34
1989*	W	20 17
1990	L	3 14
1991*	W	31 30
1992	W	47 46
1993*	L	35 42
1994	L	3 24
1995*	L	21 42
1999	W	34 6
2001	L	21 49
2005!	W	21 6
2007*!	W	30 11
2009*!	W	48 7
2011*	W	35 28
2012	L	28 49
2013*	L ^{2OT}	37 40
2014	W	38 21

Eastern Michigan
6-7
(H: 4-3, A: 2-4)

Year	SIU	OPP
1950*	W	44 13
1951	L	7 47
1952*	L	6 30
1953	L	0 39
1954*	L	0 20
1955*	L	2 7
1956*	W	14 7
1957	L	7 21
1958*	W	13 9
1959	W	41 14
1960*	W	66 8
1961	W	20 14
2002	L ^{2OT}	45 48

Eastern Washington
0-1
(H: 0-1, A: 0-0)

Year	SIU	OPP
2004!	L	31 35

Evansville
2-6
(H: 2-2, A: 0-4)

Year	SIU	OPP
1940	L	7 13
1941*	W	14 0
1946	L	9 20
1947*	L	0 7
1958*	W	34 14
1959	L	8 20
1963	L	14 15
1964*	L	0 2

Florida State
0-1
(H: 0-0, A: 0-1)

Year	SIU	OPP
1982	L	8 59

Fresno State
1-2
(H: 0-1, A: 1-1)

Year	SIU	OPP
1980*	L	14 31
1981	W	24 18
1987	L	0 35

Hampton
2-0
(H: 2-0, A: 1-0)

Year	SIU	OPP
2007	W	45 27
2008*	W	37 31

Illinois
0-4
(H: 0-0, A: 0-4)

Year	SIU	OPP
1985	L	25 28
1990	L	21 56
2010	L	3 35
2013	L	34 42

Illinois State
40-35-3
(H: 23-16-1, A: 17-19-2)

Year	SIU	OPP
1929	W	6 0
1930*	W	39 0
1931	L	0 14
1932*	L	6 20
1933	L	0 12
1934*	W	14 6
1935	L	0 13
1936*	W	6 0
1937	L	6 13
1938*	L	0 6
1939	L	7 13
1940*	L	6 25
1941	L	0 18
1942*	L	0 7
1945*	W	33 19
1946	W	13 7
1947	T	6 6
1948*	L	0 48
1949	L	0 35
1950*	T	14 14
1951	L	0 20
1952*	W	27 20
1953	L	20 27
1954*	L	2 7
1955	W	28 14
1956*	L	13 27
1957	W	28 21
1958*	L	8 21
1959	W	19 8
1960*	W	30 6
1961	W	34 14
1962*	W	14 0
1970*	W	45 24
1971	W	10 9
1972*	L	7 10
1973	L	8 10
1974*	L	16 31
1975	T	17 17
1976*	W	17 3
1977*	W	23 17
1978	W	26 0
1979*	W	7 0
1980	W	42 0
1981*	W	14 3
1982	W	16 0
1983*	W	28 26
1984	L	7 35
1985*	W	21 0
1986	W	20 3
1987*	W	38 7
1988	W	24 23
1989*	L	17 21
1990	L	3 27
1991*	W	14 11
1992	L	11 35
1993*	L	16 34
1994	L	17 38
1995*	W	14 11
1996	W	38 35
1997*	W	31 29
1998	L ^{OT}	38 41
1999*	L	48 55
2000	L	17 27
2001*	W	23 17
2002	L	14 35
2003*	W	45 17
2004	W	41 14
2005*	L	35 61
2006	L	10 37
2007*	W	34 24
2008	W ^{OT}	17 10
2009*	W	43 23
2010	W	38 17
2011*	L	30 38
2012	W	17 0
2013*	W	24 17
2014	L	29 44
2015*	L	21 42

ALL-TIME SERIES

Indiana 1-1			
(H: 0-0, A: 1-1)			
Year	SIU	OPP	
2006	W	35	28
2015	L	47	48

Indiana State 27-26			
(H: 15-11, A: 12-15)			
Year	SIU	OPP	
1944	L	6	55
1947	L	6	21
1948*	W	20	6
1949	L	7	9
1949*	W	41	14
1950*	W	20	0
1969*	W	29	7
1971	L	3	17
1972*	L	3	31
1973	L	17	36
1974	L	8	10
1975*	L	21	23
1976	W	21	2
1977*	L	9	14
1978	W	28	7
1979*	W	41	38
1980	L	6	19
1981	W	17	3
1982*	W	21	9
1983	W	34	21
1983*!	W	23	7
1984*	L	10	27
1985	L	38	41
1986*	W	16	14
1987	L	15	24
1988*	W	10	7
1989	L	24	35
1990*	W	20	17
1991	W	30	23
1992*	W	42	35
1993	W	35	26
1994*	L	14	27
1995	L	3	52
1996*	L	13	24
1997	L	14	19
1998*	L	21	27
1999	L	45	66
2000*	L	22	23
2001	L	14	20
2002*	L	14	21
2003	W	37	14
2004*	W	59	10
2005	W	42	20
2006*	W	55	3
2007	W	72	10
2008*	W	60	7
2009	W	33	0
2010*	W	49	21
2011	W	35	28
2012*	L	3	24
2013	W	31	9
2014*	L	26	41
2015	L	36	39

Kansas 0-3			
(H: 0-0, A: 0-3)			
Year	SIU	OPP	
1986	L	23	35
1987	L	15	16
2000	L	0	42

Kentucky 0-1			
(H: 0-0, A: 0-1)			
Year	SIU	OPP	
1988	L	10	24

Kentucky State 1-0			
(H: 1-0, A: 0-0)			
Year	SIU	OPP	
1989*	W	54	12

Kentucky Wesleyan 1-0			
(H: 1-0, A: 0-0)			
Year	SIU	OPP	
2002*	W	78	0

Lamar 5-3			
(H: 4-0, A: 1-3)			
Year	SIU	OPP	
1968*	W	24	7
1969	L	16	20
1970*	W	32	16
1972	L	0	7
1975	L	10	30
1976*	W	19	7
1977*	W	9	5
1978	W	22	20

Liberty 1-0			
(H: 1-0, A: 0-0)			
Year	SIU	OPP	
2015*	W	34	13

Lincoln 3-3			
(H: 2-3, A: 1-0)			
Year	SIU	OPP	
1962	W	13	0
1963*	W	47	8
1964*	L	21	23
1965*	L	6	9
1967*	L	10	19
1985*	W	63	0

Long Beach State 0-2			
(H: 0-1, A: 0-1)			
Year	SIU	OPP	
1974	L	7	32
1975*	L	24	31

Lock Haven 1-0			
(H: 1-0, A: 0-0)			
Year	SIU	OPP	
2006*	W	49	0

Louisiana 3-4			
(H: 2-0, A: 1-4)			
Year	SIU	OPP	
1975	L	10	27
1977	L	0	24
1978	W	10	9
1979*	W	17	7
1980	L	3	21
1981*	W	41	0
1982	L	10	20

Louisiana Tech 0-1			
(H: 0-0, A: 0-1)			
Year	SIU	OPP	
1991	L	16	48

Louisville 3-7			
(H: 1-3, A: 2-4)			
Year	SIU	OPP	
1963	W	13	7
1964	W	7	6
1965	L	0	13
1966*	L	7	16
1967	L	0	26
1968*	L	10	33
1969	L	13	17
1970*	W	31	28
1971	L	14	24
1972*	L	16	20

Marshall 2-1			
(H: 1-0, A: 1-1)			
Year	SIU	OPP	
1976	W	44	16
1978*	W	15	14
2009	L	28	31

Massachusetts 1-0			
(H: 1-0, A: 0-0)			
Year	SIU	OPP	
2007!	W	34	27

McNeese State 0-2			
(H: 0-0, A: 0-2)			
Year	SIU	OPP	
1976	L	0	38
1981	L	12	27

Miami University 0-1			
(H: 0-0, A: 0-1)			
Year	SIU	OPP	
2012	L	14	30

Mississippi 0-2			
(H: 0-0, A: 0-2)			
Year	SIU	OPP	
1994	L	3	59
2011	L	24	42

Missouri S&T 3-2			
(H: 1-1, A: 2-1)			
Year	SIU	OPP	
1937	L	0	27
1953*	L	7	28
1954	W	27	13
1960*	W	34	14
1961	W	44	0

Missouri State 19-18			
(H: 11-8, A: 8-10, N: 1-0)			
Year	SIU	OPP	
1965*	W	19	6
1966	W	19	0
1968*	W	68	6
1969*	W	41	7
1982*	W	28	7
1983	W	24	6
1984	L	6	31
1985*	L	28	40
1986	W	35	14
1987*	L	13	18
1988	L	24	28
1989*	L	25	31
1990	L	7	31
1991*	L	13	17
1992	L	12	51
1993*	L	17	22
1994	L	27	33
1995*	W ^{OT}	33	30
1996	L	17	24
1997*	L	36	35
1998	L	13	28
1999*	W	52	49
2000	L	9	27
2001*	L	24	25
2002	L	28	38
2003*	W	20	6
2004	W	27	3
2005*	W ^{OT}	30	23
2006	W	27	17
2007*	W	45	10
2008	W	23	17
2009*	W	44	24
2010	L	41	51
2011*	W	20	18
2012	W	14	6
2013*	L	27	37
2014	W	32	22
2015*	W	73	26

Montana 0-1			
(H: 0-0, A: 20-1)			
Year	SIU	OPP	
2006!	L	3	20

Murray State 8-10-2			
(H: 6-2-2, A: 2-8)			
Year	SIU	OPP	
1927	L	3	6
1928*	T	0	0
1929	L	12	13
1930*	W	25	6
1932*	T	0	0
1933	L	0	13
1986	W	31	0
1988*	W	28	21
1989	L	11	24
1990*	W	45	7
1991	W	31	27
1995*	L	3	35
1996	L	38	48
1997*	W	24	20
1998	L	13	41
1999*	W	58	51
2000	L	20	42
2001*	L	20	24
2002	L	24	42
2003*	W	32	7

Nevada 1-1			
(H: 1-0, A: 0-1)			
Year	SIU	OPP	
1983*!	W	23	7
1989	L	3	41

New Hampshire 0-1			
(H: 0-1, A: 0-0)			
Year	SIU	OPP	
2008*!	L	20	29

New Mexico State 4-3			
(H: 3-0, A: 1-3)			
Year	SIU	OPP	
1974	L	9	28
1977	L	7	29
1978*	W	43	39
1979*	W	45	28
1980	L	17	18
1981	W	23	15
1983*	W	41	3

Nicholls State 1-1			
(H: 1-0, A: 0-0)			
Year	SIU	OPP	
1995*	W	48	20
1997	L	0	33

North Dakota 1-0			
(H: 1-0, A: 0-0)			
Year	SIU	OPP	
2008*	W	40	21

North Dakota State 3-7			
(H: 3-3, A: 0-4)			
Year	SIU	OPP	
1963*	W	20	15
2005*	W	9	0
2008	L	27	35
2009*	W	24	14
2010	L	6	20
2011*	L	3	9
2012	L	17	23
2013*	L	10	31
2014	L	10	38
2015*	L	29	35

North Texas 0-4			
(H: 0-3, A: 0-1)			
Year	SIU	OPP	
1962*	L	30	55
1964*	L	13	14
1966	L	6	53
1967*	L	0	37

Northern Illinois 14-28-1			
(H: 9-12, A: 5-16-1)			
Year		SIU	OPP
1931*	W	7	6
1932	T	0	0
1933*	W	13	0
1934	W	6	0
1935*	L	0	28
1936	L	2	14
1937*	L	0	7
1938	L	0	26
1939*	L	0	13
1940	L	6	20
1941*	W	14	7
1942	L	0	34
1944*	L	12	13
1945	L	7	13
1946*	L	0	10
1947*	W	20	0
1948	L	7	25
1949*	L	6	20
1950	L	20	44
1951*	L	7	14
1952	L	7	21
1953*	W	27	14
1954	L	7	24
1955*	W	20	0
1956	W	28	13
1957*	W	45	19
1958	L	7	17
1959*	L	15	20
1960	W	21	20
1961*	W	35	6
1973	L	28	34
1974*	L	7	17
1975	L	12	52
1976*	W	54	0
1977	L	0	28
1978*	L	13	14
1979	W	21	11
1980*	L	17	20
1988*	L	9	10
1989	L	24	29
1993	L	15	45
2004	L	22	23
2007	W	34	31

ALL-TIME SERIES

Northern Iowa 16-18

(H: 12-5, A: 4-13)

Year	SIU	OPP
1965*	W	23 16
1966	W	30 7
1983	W	52 9
1984*	W	40 10
1986*	W	27 24
1987	L	3 20
1988*	L	21 24
1989	L	14 38
1990	L	9 30
1991*	W	21 20
1992*	L	25 30
1993	L	7 49
1994*	L	7 39
1995	L	0 13
1996*	L	7 33
1997	L	27 28
1998*	W	27 20
1999	L	14 34
2000*	W	34 14
2001	L	14 19
2002*	W	42 13
2003	L	40 43
2004*	W	40 36
2005	L	24 25
2006*	W	47 23
2007	L	24 30
2008*	W	27 24
2009	W	27 20
2010*	W ^{OT}	45 38
2011	L	10 17
2012*	W	34 31
2013	W ^{OT}	27 24
2014*	L	21 40
2015	L	28 49

Northern Michigan 3-4

(H: 3-1, A: 0-3)

Year	SIU	OPP
1962	L	9 14
1963*	W	27 0
1964	L	18 33
1965*	L	6 24
1966	L	0 34
1968*	W	23 20
1974*	W	14 9

Northwestern 0-1

(H: 0-0, A: 0-1)

Year	SIU	OPP
2008	L	7 33

Ohio 0-1

(H: 0-0, A: 0-1)

Year	SIU	OPP
1960	L	6 48

Oklahoma State 0-1

(H: 0-0, A: 0-1)

Year	SIU	OPP
1973	L	7 70

Purdue 0-1

(H: 0-0, A: 0-1)

Year	SIU	OPP
2014	L	13 35

Quincy 3-0

(H: 3-0)

Year	SIU	OPP
2003*	W	64 14
2007*	W	59 14
2010*	W	70 7

Saint Louis 0-5

(H: 0-1, A: 0-4)

Year	SIU	OPP
1914	L	0 18
1915*	L	0 24
1916	L	0 7
1917	L	0 26
1927	L	6 20

St. Joseph's (In.) 1-0

(H: 1-0, A: 0-0)

Year	SIU	OPP
2003	W	75 0

Scott Field 5-1

(H: 5-1, A: 0-0)

Year	SIU	OPP
1925*	L	0 6
1928*	W	33 0
1930*	W	39 0
1931*	W	19 0
1932*	W	32 0
1947*	W	58 0

South Carolina 0-1

(H: 0-0, A: 0-1)

Year	SIU	OPP
1990	L	13 38

South Dakota 1-1

(H: 1-0, A: 0-1)

Year	SIU	OPP
2014*	W	41 10
2015	L	31 34

South Dakota State 3-3

(H: 1-2, A: 2-1)

Year	SIU	OPP
2008*	W	38 35
2009	W	34 15
2010*	L	10 31
2011	L	34 45
2012*	L	12 16
2013	W	27 24

South Florida 1-1

(H: 0-0, A: 1-1)

Year	SIU	OPP
1997	W	23 10
1999	L	14 21

Southern Utah 2-0

(H: 1-0, A: 1-0)

Year	SIU	OPP
2006*	W	59 0
2007	W	58 3

Southwest Baptist 1-0

(H: 1-0, A: 0-0)

Year	SIU	OPP
2009*	W	59 7

SE Missouri State 35-40-8

(H: 17-21-4, A: 17-19-4
N: 1-0)

Year	SIU	OPP
1909*	L	0 12
1910*	L	0 12
1913	L	14 17
1915	W	19 0
1915*	W	24 7
1916*	W	34 0
1916	W	31 0
1919	L	0 4
1921	L	0 13
1921*	T	0 0
1922	L	9 12
1922*	L	7 12
1923	W	13 0
1923*	L	12 13
1924	W	17 14
1924*	W	23 0
1925	L	0 10
1925*	T	0 0
1926*	T	0 0
1926	W	7 0
1927*	T	6 6
1927	T	0 0
1928	T	6 6
1929*	W	7 0
1930	W	12 6
1930*	W	19 0
1931	W	6 0
1931*	W	12 0
1932*	L	0 19
1932	T	0 0
1933	T	0 0
1933*	L	9 12
1934*	L	6 14
1934	L	0 32
1935*	L	0 7
1935	L	0 14
1936*	L	4 6
1937	L	0 14
1937*	L	0 13
1938*	L	0 27
1938	W	6 0
1939	L	2 9
1939*	L	0 24
1940*	W	14 13
1940	L	0 6
1941	L	7 14
1942*	L	7 26
1944	L	7 26
1946*	L	13 20
1947	W	20 13
1948*	W	25 13
1949	L	7 25
1949*	W	14 7
1950*	L	0 10
1951	L	6 45
1952*	L	0 20
1953	L	6 32
1954*	L	6 7
1955	L	0 7
1983*	W	56 7
1984	W	27 16
1985*	W	51 13
1991	W	28 27
1992*	W	44 35
1994*	L	14 24
1995	W	30 27
1996*	W	34 17
1997	L	17 28
1998*	W	34 7

1999	W	43 25
2000*	L	33 34
2001	L	5 24
2002*	L	14 21
2003	W	28 7
2004*	W	42 3
2005	W	58 23
2009	W	42 24
2010*	L	21 24
2011	W	38 10
2012*	W	35 14
2013#	W	36 19
2014*	W	50 23
2015	L	24 27

#at Busch Stadium

Tampa 1-3

(H: 0-2, A: 1-1)

Year	SIU	OPP
1968	W	23 20
1969*	L	0 31
1972	L	0 44
1973*	L	23 25

Taylor (In.) 1-0

(H: 1-0, A: 0-0)

Year	SIU	OPP
2014*	W	45 0

Temple 1-1

(H: 0-0, A: 1-1)

Year	SIU	OPP
1974	L	16 59
1977	W	24 20

Tennessee-Martin 7-1

(H: 6-1, A: 2-0)

Year	SIU	OPP
1927*	W	37 17
1928	W	32 0
1941*	W	34 0
1942*	W	41 6
1994*	L	26 35
1996*	W	27 14
1998	W	36 7
2006*!	W	36 30

Tennessee State 1-1

(H: 0-1, A: 1-0)

Year	SIU	OPP
1979	W	18 16
1981*	L	14 17

Texas A&M-Kingsville 0-1

(H: 0-0, A: 0-1)

Year	SIU	OPP
1962	L	10 14

Texas State 0-1

(H: 0-1, A: 0-0)

Year	SIU	OPP
1998*	L	25 30

Toledo 0-3

(H: 0-1, A: 0-2)

Year	SIU	OPP
1963	L	0 14
1964*	L	8 27
1993	L	28 49

Troy 0-2

(H: 0-1, A: 0-1)

Year	SIU	OPP
1991	L	13 30
1992*	L	13 30

Tulsa 2-7

(H: 1-2, A: 1-5)

Year	SIU	OPP
1963	L	6 49
1964	L	7 63
1965*	L	12 55
1967*	W	16 13
1968	L	3 20
1980*	L	7 41
1981	W	36 34
1982	L	3 22
1984	L	10 23

Union (Ky.) 1-0

(H: 1-0, A: 0-0)

Year	SIU	OPP
2005*	W	82 7

Washburn 1-0

(H: 1-0, A: 0-0)

Year	SIU	OPP
1993*	W	46 14

Washington (Mo.) 0-7

(H: 0-3, A: 0-3)

Year	SIU	OPP
1914	L	0 66
1951	L	6 25
1952*	L	14 19
1953	L	6 28
1954*	L	14 25
1955*	L	13 32
1956	L	0 26

Wayne State 0-2

(H: 0-0, A: 0-2)

Year	SIU	OPP
1948	L	0 26
1949	L	7 48

Western Carolina 1-0

(N: 1-0)

Year	SIU	OPP
1983*!	W	43 7

Western Illinois 22-35-4

(H: 12-17-1, A: 10-18-3)

Year		SIU	OPP
1933*	W	45	0
1936	T	7	7
1937*	L	0	17
1938	L	0	19
1939*	L	7	20
1940	T	6	6
1941*	T	6	6
1942	L	0	26
1944	W	25	6
1944*	W	39	0
1945*	W	13	6
1946	W	19	7
1947	W	7	0
1948*	L	7	13
1949	L	0	35
1950*	L	7	25
1951	L	12	54
1952*	L	7	38
1953	L	19	47
1954*	L	17	19
1955	T	13	13
1956*	L	7	21
1957	L	13	23
1958*	W	32	31
1959	L	6	33
1960*	W	21	12
1961	L	13	22
1982	W	38	7
1983	W	38	6
1984*	L	24	34
1985	L	7	14
1986*	L	21	24
1987*	L	15	21
1988	L	13	17
1989*	L	7	14
1990*	L	22	24
1991	L	20	21
1992*	L	42	50
1993	L	13	14
1994*	L	21	24
1995	L	7	19
1996*	L	19	26
1997	L	26	31
1998*	L	3	13
1999	L	27	68
2000*	L	17	42
2001	L	21	38
2002*	W	54	52
2003	W	37	32
2004*	W	66	13
2005	W	34	24
2006*	W	31	24
2007	W	10	9
2008*	W	24	14
2009	W	30	10
2010*	W	20	10
2011	L	21	27
2012*	W	35	0
2013	W	34	28
2014*	W	34	17
2015	L	36	37

ALL-TIME SERIES

Western Kentucky 6-9

(H: 3-3, A: 3-6)

Year		SIU	OPP
1992	L	39	41
1993*	L	24	51
1994	W	10	7
1995*	W	30	28
1996	L	37	51
1997*	L	52	31
1998	L	28	48
1999*	W	52	14
2000	L	0	22
2001	L	6	36
2002*	L	16	48
2003	W	28	24
2004*	W	38	19
2005	W	31	20
2006	L	24	27

Western Michigan 0-1

(H: 0-0, A: 0-1)

Year		SIU	OPP
2005	L	28	34

West Texas A&M 4-4

(H: 3-2, A: 1-2)

Year		SIU	OPP
1976*	W	21	17
1977	L	9	28
1978*	W	17	3
1979	L	0	14
1980*	L	20	23
1981	W	29	22
1982*	W	17	13
1984*	L	17	24

West Virginia State 2-0

(H: 2-0, A: 0-0)

Year		SIU	OPP
1958*	W	19	0
1959	W	20	6

West Virginia Tech 1-0

(H: 1-0, A: 0-0)

Year		SIU	OPP
2002*	W	72	21

Wichita State 3-8

(H: 3-2, A: 0-6)

Year		SIU	OPP
1965	L	0	27
1966*	W	17	7
1971*	L	24	26
1972	L	0	12
1975*	W	33	22
1978	L	7	33
1979*	W	31	7
1980	L	14	31
1981*	L	7	13
1983	L	6	28
1985	L	34	35

William & Mary 0-1

(H: 0-1, A: 0-0)

Year		SIU	OPP
2009*!	L	3	24

William Penn 1-0

(H: 1-0, A: 0-0)

Year		SIU	OPP
2004*	W	59	9

Winston-Salem State 1-0

(H: 1-0, A: 0-0)

Year		SIU	OPP
1996*	W	48	18

Xavier (Oh.) 1-0

(H: 1-0, A: 0-0)

Year		SIU	OPP
1973*	W	73	7

Youngstown State 12-14-1

(H: 7-6-1, A: 5-8)

Year		SIU	OPP
1965	L	7	9
1966*	T	21	21
1967	L	3	29
1968*	L	15	18
1969	W	43	14
1970*	W	45	20
1986*	W	24	17
1988	L	14	31
1997*	L	10	34
1998	L	21	34
1999*	L ^{OT}	37	43
2000	W	20	21
2001*	L	7	31
2002	L	9	21



ALL-TIME RESULTS

1913

Won 4, Lost 2, Tied 1

Head Coach: William McAndrew

Date	Opponent	SIU	OPP
O4	at Anna HS	W	13 0
O11	at Eldorado HS	T	0 0
O18	Anna Union Academy HS	W	19 6
O25	Murphysboro Athletics	W	27 6
O31	Eastern Illinois	L	12 54
N8	Shurtleff	W	14 7
N22	at Southeast Missouri St.	L	14 17

1914

Won 4, Lost 4

Head Coach: William McAndrew

Date	Opponent	SIU	OPP
S26	at Washington (Mo.)	L	0 66
O3	Anna Union Academy HS	W	34 7
O7	at Anna Union Academy HS	W	18 6
O10	at Saint Louis	L	0 18
O23	Eastern Illinois	L	7 25
O30	Shurtleff	W	16 12
N6	Int. Univ. Arts & Sciences	W	118 0
N14	at Shurtleff	L	0 13

1915

Won 5, Lost 3

Head Coach: William McAndrew

Date	Opponent	SIU	OPP
O1	Saint Louis	L	0 24
O8	at Anna Athletics	W	22 0
O15	at Southeast Missouri St.	W	19 0
O22	Eastern Illinois	W	41 0
O30	at Christian Brothers	L	0 33
N5	Southeast Missouri St.	W	24 7
N12	Shurtleff	W	80 0
N17	at Arkansas State	L	0 16

1916

Won 3, Lost 4

Head Coach: William McAndrew

Date	Opponent	SIU	OPP
O5	Southeast Missouri St.	W	34 0
O14	at Saint Louis	L	0 7
O27	at Southeast Missouri St.	W	31 0
N3	McKendree	W	34 0
N10	at Eastern Illinois	L	7 19
N24	Christian Brothers	L	0 10
N30	at Illinois College	L	0 28

1917

Won 2, Lost 2

Head Coach: Sam Patterson

Date	Opponent	SIU	OPP
N3	at Saint Louis	L	0 26
N9	at Eastern Illinois	L	0 24
N17	McKendree	W	33 7
N24	at McKendree	W	27 0

1918

No team — World War I

1919

Won 2, Lost 2

Head Coach: William Lodge

Date	Opponent	SIU	OPP
O27	at Southeast Missouri St.	L	0 4
N8	Shurtleff	L	0 7
N15	at McKendree	W	15 7
N22	McKendree	W	34 0

1920

No team — World War I

1921

Won 2, Lost 2, Tied 3

Head Coach: William McAndrew

Date	Opponent	SIU	OPP
O7	Sesser Athletics	T	0 0
O14	Shurtleff	T	7 7
O22	at McKendree	L	0 20
O28	at Southeast Missouri St.	L	0 13
N4	McKendree	W	7 0
N11	Southeast Missouri St.	T	0 0
N18	Eastern Illinois	W	2 0

1922

Won 1, Lost 6

Head Coach: William McAndrew

Date	Opponent	SIU	OPP
O13	Sesser Athletics	W	19 9
O20	Eastern Illinois	L	6 20
O27	at Southeast Missouri St.	L	9 12
N6	at Shurtleff	L	0 7
N11	Southeast Missouri St.	L	7 12
N18	Anna Athletics	L	0 6
D1	at McKendree	L	6 19

1923

Won 3, Lost 2, Tied 2

Head Coach: William McAndrew

Date	Opponent	SIU	OPP
O19	Sesser Athletics	T	6 6
O25	at Southeast Missouri St.	W	13 0
N2	Shurtleff	W	12 7
N10	Southeast Missouri St.	L	12 13
N17	at Eastern Illinois	L	0 24
N17	Anna Athletics	T	6 6
N23	McKendree	W	20 7

1924

Won 6, Lost 2

Head Coach: William McAndrew

Date	Opponent	SIU	OPP
O3	Mineral Area College	W	40 0
O10	Will Mayfield Coll.	W	34 0
O17	at Ewing College	W	66 0
O24	at Southeast Missouri St.	W	17 14
O31	Shurtleff	L	10 14
N8	Southeast Missouri St.	W	23 0
N14	Eastern Illinois	W	7 0
N21	at McKendree	L	6 42

1925

Won 0, Lost 5, Tied 1

Head Coach: William McAndrew

Date	Opponent	SIU	OPP
O17	at Southeast Missouri St.	L	0 10
O24	Scott Field	L	0 6
O31	Shurtleff	L	0 7
N6	Southeast Missouri St.	T	0 0
N14	at Will Mayfield College	L	0 2
N21	McKendree	L	0 6

1926

Won 5, Lost 1, Tied 2

Head Coach: William McAndrew

Date	Opponent	SIU	OPP
O9	Will Mayfield College	W	21 0
O15	at Hall Moody	W	13 7
O22	Arkansas State	W	10 0
O30	at Shurtleff	L	0 20
N5	Southeast Missouri St.	T	0 0
N13	Eastern Illinois	W	23 0
N20	at McKendree	T	0 0
N25	at Southeast Missouri St.	W	7 0

1927

Won 3, Lost 5, Tied 2

Head Coach: William McAndrew

Date	Opponent	SIU	OPP
S24	at Saint Louis	L	6 20
S30	at Murray State	L	3 6
O7	Will Mayfield College	L	0 26
O14	UT-Martin	W	37 7
O21	at Arkansas State	L	0 14
O28	Shurtleff	W	7 0
N5	Southeast Missouri St.	T	6 6
N12	at Eastern Illinois	L	2 14
N18	McKendree	W	6 0
N24	at Southeast Missouri St.	T	0 0

1928

Won 7, Lost 1, Tied 2

Head Coach: William McAndrew

Date	Opponent	SIU	OPP
S28	Murray State	T	0 0
O5	Will Mayfield College	W	39 0
O12	at UT-Martin	W	32 0
O20	Illinois Wesleyan	W	12 0
O26	at Southeast Missouri St.	T	6 6
N3	Scott Field	W	33 0
N10	at Shurtleff	W	12 7
N17	Eastern Illinois	L	0 18
N24	Bethel (Ky.)	W	39 0
N29	Illinois College	W	7 0

1929

Won 5, Lost 3, Tied 1

Head Coach: William McAndrew

Date	Opponent	SIU	OPP
S28	at St. Viator College	W	6 0
O5	at Lombard	L	0 26
O12	at Murray State	L	12 13
O19	at Illinois State	W	6 0
O25	Illinois Wesleyan	T	0 0
N2	Southeast Missouri St.	W	7 0
N8	Shurtleff	W	3 0
N16	at Eastern Illinois	L	6 9
N23	at McKendree	W	12 6

ALL-TIME RESULTS

1930

Won 9, Lost 0

Head Coach: William McAndrew

Date	Opponent		SIU	OPP
S26	Murray State	W	25	6
O3	at Southeast Missouri St.	W	12	6
O10	Scott Field	W	39	0
O18	Illinois State	W	39	0
O24	St. Viator College	W	12	0
O31	Southeast Missouri St.	W	19	0
N7	at Shurtleff	W	32	0
N14	Eastern Illinois	W	2	0
N22	McKendree	W	44	12

1931

Won 7, Lost 2

Head Coach: William McAndrew

Date	Opponent		SIU	OPP
S25	Scott Field	W	19	0
O2	Mt. Morris College	W	6	0
O9	at Southeast Missouri St.	W	6	0
O17	at Eastern Illinois	W	6	0
O24	at McKendree	W	7	0
O31	at Illinois State	L	0	14
N6	Shurtleff	L	0	6
N13	Southeast Missouri St.	W	12	0
N21	Northern Illinois	W	7	6

1932

Won 2, Lost 5, Tied 3

Head Coach: William McAndrew

Date	Opponent		SIU	OPP
S16	Scott Field	W	32	0
S24	at Illinois Wesleyan	L	0	7
S30	Murray State	T	0	0
O7	Southeast Missouri St.	L	0	19
O15	at Northern Illinois	T	0	0
O21	McKendree	L	7	20
O28	Illinois State	L	6	20
N5	at Shurtleff	L	0	6
N11	at Southeast Missouri St.	T	0	0
N19	Eastern Illinois	W	25	0

1933

Won 4, Lost 4, Tied 1

Head Coach: William McAndrew

Date	Opponent		SIU	OPP
S29	at Murray State	L	0	13
O6	at Southeast Missouri St.	T	0	0
O14	Western Illinois	W	45	0
O21	at McKendree	L	0	13
O28	at Illinois State	L	0	12
N4	Shurtleff	W	2	0
N10	Southeast Missouri St.	L	9	12
N18	at Eastern Illinois	W	19	0
N25	Northern Illinois	W	13	0

1934

Won 5, Lost 3

Head Coach: William McAndrew

Date	Opponent		SIU	OPP
S28	St. Viator College	W	14	0
O5	Southeast Missouri St.	L	6	14
O13	Illinois State	W	14	6
O20	at Northern Illinois	W	6	0
O26	McKendree	W	19	12
N2	Eastern Illinois	W	13	6
N9	at Southeast Missouri St.	L	0	32
N16	Illinois Wesleyan	L	2	6

1935

Won 1, Lost 7, Tied 1

Head Coach: William McAndrew

Date	Opponent		SIU	OPP
S28	Arkansas State	L	0	7
O4	Southeast Missouri St.	L	0	7
O12	at Illinois State	L	0	13
O19	at St. Viator College	L	7	20
O26	Northern Illinois	L	0	28
N2	at McKendree	T	12	12
N8	at Southeast Missouri St.	L	0	14
N16	at Eastern Illinois	W	13	9
N23	Illinois Wesleyan	L	0	20

1936

Won 3, Lost 4, Tied 1

Head Coach: William McAndrew

Date	Opponent		SIU	OPP
S26	Arkansas State	L	3	7
O3	Illinois State	W	6	0
O10	at Northern Illinois	L	2	14
O17	McKendree	W	13	0
O24	at Western Illinois	T	7	7
N6	Southeast Missouri St.	L	4	6
N13	Eastern Illinois	W	13	7
N21	St. Viator College	L	2	7

1937

Won 2, Lost 7

Head Coach: William McAndrew

Date	Opponent		SIU	OPP
S25	at Missouri S&T	L	0	27
O1	at Southeast Missouri St.	L	0	14
O9	at St. Viator College	L	0	14
O16	at McKendree	W	19	10
O23	Western Illinois	L	0	17
O30	at Illinois State	L	6	13
N5	Southeast Missouri St.	L	0	13
N12	Eastern Illinois	W	3	0
N20	Northern Illinois	L	0	7

1938

Won 2, Lost 7

Head Coach: William McAndrew

Date	Opponent		SIU	OPP
S24	at Illinois Wesleyan	L	0	19
O1	Southeast Missouri St. ^	L	0	27
O8	at Northern Illinois	L	0	26
O15	Arkansas State	W	6	0
O22	at Western Illinois	L	0	19
O29	Illinois State	L	0	6
N4	at Southeast Missouri St.	W	6	0
N11	at Eastern Illinois	L	0	15
N19	Austin Peay	L	9	12

1939

Won 0, Lost 8

Head Coach: Glenn (Abe) Martin

Date	Opponent		SIU	OPP
S29	at Southeast Missouri St.	L	2	9
O14	at Arkansas State	L	0	7
O21	Western Illinois	L	7	20
O28	at Illinois State	L	7	13
N4	Northern Illinois	L	0	13
N10	Eastern Illinois	L	7	12
N18	Austin Peay	L	6	25
N25	Southeast Missouri St.	L	0	24

1940

Won 2, Lost 5, Tied 1

Head Coach: Glenn (Abe) Martin

Date	Opponent		SIU	OPP
S28	at Evansville	L	7	13
O5	Southeast Missouri St.	W	14	13
O13	Arkansas State	W	7	0
O19	at Western Illinois	T	6	6
O26	Illinois State	L	6	25
N2	at Northern Illinois	L	6	20
N9	at Eastern Illinois	L	6	25
N21	at Southeast Missouri St.	L	0	6

1941

Won 5, Lost 2, Tied 1

Head Coach: Glenn (Abe) Martin

Date	Opponent		SIU	OPP
S27	Evansville	W	14	0
O11	at Arkansas State	W	27	0
O18	Western Illinois	T	6	6
O25	at Illinois State	L	0	18
N1	Northern Illinois	W	13	7
N8	Eastern Illinois	W	41	0
N15	UT-Martin	W	34	0
N20	at Southeast Missouri St.	L	7	14

1942

Won 2, Lost 4

Head Coach: Glenn (Abe) Martin

Date	Opponent		SIU	OPP
O3	Southeast Missouri St.	L	7	26
O17	at Western Illinois	L	0	26
O24	Illinois State	L	0	7
O31	at Northern Illinois	L	0	34
N7	at Eastern Illinois	W	26	6
N14	UT-Martin	W	41	6

1943

Did Not Compete Due to World War II

1944

Won 3, Lost 3

Head Coach: Glenn (Abe) Martin

Date	Opponent		SIU	OPP
S30	Eastern Illinois	W	15	12
O7	at Indiana State	L	6	55
O14	at Western Illinois	W	25	6
O28	Western Illinois	W	39	0
N4	at Southeast Missouri St.	L	7	26
N10	Northern Illinois	L	12	13

ALL-TIME RESULTS

1945

Won 4, Lost 1, Tied 2

Head Coach: Glenn (Abe) Martin

Date	Opponent	SIU	OPP
S22	at Arkansas State	W	6 0
O6	Arkansas State	T	6 6
O13	Illinois State	W	33 19
O20	at Eastern Illinois	T	0 0
O27	Western Illinois	W	13 6
N3	at NE Missouri State	W	13 11
N10	at Northern Illinois	L	7 13

1946

Won 4, Lost 4

Head Coach: Glenn (Abe) Martin

Date	Opponent	SIU	OPP
S28	NE Missouri State	W	6 0
O5	Southeast Missouri St.	L	13 20
O12	at Illinois State	W	13 7
O19	Arkansas State	L	12 14
O26	at Western Illinois	W	19 7
N2	Eastern Illinois	W	29 0
N9	at Evansville	L	7 21
N16	Northern Illinois	L	0 10

1947

Won 7, Lost 2, Tied 1

Head Coach: Glenn (Abe) Martin

Date	Opponent	SIU	OPP
S27	Scott Field	W	58 0
O4	Evansville	L	0 7
O11	at Indiana State	L	6 21
O18	at Western Illinois	W	7 0
O25	Northern Illinois	W	20 0
N1	at Arkansas State	W	12 7
N8	at Illinois State	T	6 6
N15	Eastern Illinois	W	33 13
N22	at Southeast Missouri St.	W	20 13
<u>Corn Bowl Game at Normal, Ill.</u>			
N27	North Central	W	21 0

1948

Won 2, Lost 6

Head Coach: Glenn (Abe) Martin

Date	Opponent	SIU	OPP
S25	at Wayne State	L	0 26
O2	Southeast Missouri St.	W	25 13
O9	Indiana State	W	20 6
O16	Western Illinois	L	7 13
O23	at Northern Illinois	L	7 25
O30	Arkansas State	L	21 27
N6	Illinois State	L	0 48
N13	at Eastern Illinois	L	0 38

1949

Won 2, Lost 7

Head Coach: Glenn (Abe) Martin

Date	Opponent	SIU	OPP
S24	at Wayne State	L	7 48
S30	at Southeast Missouri St.	L	7 25
O8	at Indiana State	L	7 9
O15	at Illinois State	L	0 35
O22	Eastern Illinois	L	13 26
O29	Northern Illinois	L	6 20
N11	at Western Illinois	L	0 35
N19	Southeast Missouri St.	W	14 7
N26	Indiana State	W	41 14

1950

Won 3, Lost 5, Tied 1

Head Coach: Bill Waller

Date	Opponent	SIU	OPP
S23	at Hanover (IN) College	W	13 7
S30	Southeast Missouri St.	L	0 10
O7	Indiana State	W	20 0
O14	at Northern Illinois	L	20 44
O21	Illinois State	T	14 14
O28	at Arkansas State	L	0 46
N4	at Eastern Illinois	L	7 21
N10	Eastern Michigan	W	44 13
N18	Western Illinois	L	7 25

1951

Won 0, Lost 9

Head Coach: Bill Waller

Date	Opponent	SIU	OPP
S22	Central Michigan	L	13 34
S29	at Illinois State	L	0 20
O6	Northern Illinois	L	7 14
O13	at Washington (Mo.)	L	6 25
O19	at Western Illinois	L	12 54
O27	Eastern Illinois	L	19 47
N10	at Eastern Michigan	L	7 47
N17	at Southeast Missouri St.	L	6 45
N24	Arkansas State	L	0 68

1952

Won 2, Lost 6

Head Coach: William O'Brien

Date	Opponent	SIU	OPP
S27	Southeast Missouri St.	L	0 20
O4	Illinois State	W	27 20
O11	at Northern Illinois	L	7 21
O18	at Central Michigan	L	7 55
O25	at Eastern Illinois	W	22 7
N1	Washington (Mo.)	L	14 19
N7	Western Illinois	L	7 38
N15	Eastern Michigan	L	6 30

1953

Won 2, Lost 7

Head Coach: William O'Brien

Date	Opponent	SIU	OPP
S26	at Southeast Missouri St.	L	6 32
O3	at Illinois State	L	20 27
O10	Northern Illinois	W	27 14
O17	Central Michigan	L	6 19
O24	at Eastern Michigan	L	0 39
O31	Eastern Illinois	W	6 0
N7	Missouri S&T	L	7 28
N14	at Washington (Mo.)	L	6 28
N19	at Western Illinois	L	19 47

1954

Won 2, Lost 7

Head Coach: William O'Brien

Date	Opponent	SIU	OPP
S25	Southeast Missouri St.	L	6 7
O2	Illinois State	L	2 7
O9	at Northern Illinois	L	7 24
O16	at Central Michigan	L	0 33
O23	Eastern Michigan	L	0 20
O30	at Eastern Illinois	W	20 6
N6	at Missouri S&T	W	27 13
N13	Washington (Mo.)	L	14 25
N20	Western Illinois	L	17 19

1955

Won 4, Lost 4, Tied 2 (4-1-1 in IAC, Tied 1st)

Head Coach: Al Kawal

Date	Opponent	SIU	OPP
S17	at Southeast Missouri St.	L	0 7
S24	at Illinois Wesleyan	L	13 14
O1	Central Michigan	W	14 13
O15	at Eastern Illinois	W	26 13
O22	Eastern Michigan	L	2 7
O29	at Western Illinois	T	13 13
N5	Washington (Mo.)	L	13 32
N12	at Illinois State	W	28 14
N19	Northern Illinois	W	20 0
N24	Bradley	T	7 7

1956

Won 4, Lost 5 (3-3 in IAC, Tied 3rd Place)

Head Coach: Al Kawal

Date	Opponent	SIU	OPP
S22	Illinois Wesleyan	W	40 0
S29	at Central Michigan	L	13 32
O4	at Bradley	L	20 26
O13	at Eastern Illinois	W	32 0
O20	Eastern Michigan	W	14 7
O27	Western Illinois	L	7 21
N3	at Washington (Mo.)	L	0 26
N10	Illinois State	L	13 27
N17	at Northern Illinois	W	28 13

1957

Won 5, Lost 4 (3-3 in IAC)

Head Coach: Al Kawal

Date	Opponent	SIU	OPP
S21	at Austin Peay	W	25 12
S28	Arkansas State	L	6 13
O4	at Western Illinois	L	13 23
O12	Eastern Illinois	W	27 6
O19	at Illinois State	W	28 21
O26	at Eastern Michigan	L	7 21
N9	Central Michigan	L	12 21
N16	Northern Illinois	W	45 19
N23	at Great Lakes Naval Acad.	W	38 4

ALL-TIME RESULTS

1958

Won 7, Lost 2 (4-2 in IAC, Tied 2nd Place)

Head Coach: Al Kawal

Date	Opponent	SIU	OPP
S20	Evansville	W	34 14
S27	West Virginia State	W	19 0
O4	Western Illinois	W	32 31
O11	at Eastern Illinois	W	29 8
O18	Illinois State	L	8 21
O25	Eastern Michigan	W	13 9
N1	Washington & Lee	W	36 7
N8	at Central Michigan	W	24 7
N15	at Northern Illinois	L	7 17

1959

Won 5, Lost 4 (4-2 in IAC, Tied 2nd Place)

Head Coach: Carmen Piccone

Date	Opponent	SIU	OPP
S19	at Evansville	L	8 20
S26	at West Virginia State	W	20 6
O3	Northern Illinois	L	15 20
O10	at Western Illinois	L	6 33
O17	Eastern Illinois	W	7 0
O24	at Illinois State	W	19 8
O30	at Eastern Michigan	W	41 14
N7	Bowling Green	L	14 23
N14	Central Michigan	W	51 20

1960

Won 8, Lost 2 (6-0 in IAC, 1st place)

Head Coach: Carmen Piccone

Date	Opponent	SIU	OPP
S17	Missouri S&T	W	34 14
S24	Ohio Wesleyan	W	30 13
O1	at Northern Illinois	W	21 20
O8	Western Illinois	W	21 12
O15	at Eastern Illinois	W	52 8
O22	Illinois State	W	30 6
O29	Eastern Michigan	W	66 8
N6	at Bowling Green	L	6 27
N12	at Central Michigan	W	28 17
N19	at Ohio	L	6 48

1961

Won 7, Lost 3 (5-1 in IAC, 1st Place)

Head Coach: Carmen Piccone

Date	Opponent	SIU	OPP
S16	at Missouri S&T	W	44 0
S23	Drake	L	0 7
S30	Central Michigan	W	18 0
O7	Northern Illinois	W	35 6
O14	at Western Illinois	L	13 22
O21	Eastern Illinois	W	33 6
O28	at Illinois State	W	34 14
N4	at Eastern Michigan	W	20 14
N11	Wisconsin-LaCrosse	W	47 13
N18	Bowling Green State	L	0 20

1962

Won 4, Lost 6

Head Coach: Carmen Piccone

Date	Opponent	SIU	OPP
S15	at Texas A&M-Kingsville	L	10 14
S22	at Drake	L	13 14
S29	at Central Michigan	W	43 6
O13	Hillsdale	W	13 6
O20	Lincoln	W	13 0
O27	Illinois State	W	14 0
N3	at Northern Michigan	L	9 14
N10	Fort Campbell	L	7 14
N17	at Bowling Green	L	0 21
N24	North Texas	L	30 55

1963

Won 4, Lost 5

Head Coach: Carmen Piccone

Date	Opponent	SIU	OPP
S21	at Evansville	L	14 15
S28	Bowling Green	L	6 31
O5	at Louisville	W	13 7
O12	Lincoln	W	47 8
O19	Northern Michigan	W	27 0
O26	Fort Campbell	L	13 14
N2	at Tulsa	L	6 49
N9	North Dakota St.	W	20 15
N16	at Toledo	L	0 14

1964

Won 2, Lost 8

Head Coach: Don Shroyer

Date	Opponent	SIU	OPP
S19	at Bowling Green	L	12 35
S26	at Louisville	W	7 6
O3	at Tulsa	L	7 63
O10	Fort Campbell	L	9 16
O17	at Drake	W	28 19
O24	at Northern Michigan	L	18 33
O31	North Texas	L	13 14
N7	Lincoln	L	21 23
N14	Toledo	L	8 27
N21	Evansville	L	0 2

1965

Won 2, Lost 8

Head Coach: Don Shroyer

Date	Opponent	SIU	OPP
S18	Northern Iowa	W	23 16
S25	at Louisville	L	0 13
O2	Youngstown State	L	7 9
O9	Lincoln	L	6 9
O16	Drake	L	12 28
O23	at Wichita State	L	0 27
O30	Tulsa	L	12 55
N6	Northern Michigan	L	6 24
N13	at Ball State	L	19 30
N20	Missouri State	W	19 6

1966

Won 4, Lost 5, Tied 1

Head Coach: Ellis Rainsberger

Date	Opponent	SIU	OPP
S17	Wichita State	W	17 7
S24	Louisville	L	7 16
O1	at Drake	L	7 30
O8	Youngstown State	T	21 21
O15	at Northern Iowa	W	30 7
O22	at North Texas	L	6 53
O29	East Carolina	W	31 13
N5	at Northern Michigan	L	0 34
N12	Ball State	L	14 15
N19	at Missouri State	W	19 0

1967

Won 3, Lost 7

Head Coach: Dick Towers

Date	Opponent	SIU	OPP
S16	NE Missouri State	W	18 7
S23	at Louisville	L	0 26
S30	Lincoln	L	10 19
O7	at East Carolina	L	8 21
O14	Dayton	L	14 34
O21	North Texas	L	0 37
O28	Tulsa	W	16 13
N4	at Youngstown State	L	3 29
N11	at Ball State	L	6 24
N18	Drake	W	45 17

1968

Won 6, Lost 3

Head Coach: Dick Towers

Date	Opponent	SIU	OPP
S21	Louisville	L	10 33
O5	at Tulsa	L	3 20
O12	Lamar	W	24 7
O19	at Dayton	W	18 17
O26	at Drake	W	21 20
N2	Youngstown State	L	15 18
N9	Northern Michigan	W	23 20
N16	at Tampa	W	23 20
N22	vs. Missouri State•	W	68 6

•at Busch Stadium, St. Louis, Mo.

1969

Won 5, Lost 5

Head Coach: Dick Towers

Date	Opponent	SIU	OPP
S20	at Louisville	L	13 17
S27	at Youngstown State	W	43 14
O4	Tampa	L	0 31
O11	at Lamar	L	16 20
O18	Indiana State	W	29 7
O25	East Carolina	L	3 17
N1	at Bradley	W	36 14
N8	Ball State	W	48 27
N15	Drake	L	17 19
N22	at Missouri State	W	41 7

ALL-TIME RESULTS

1970

Won 6, Lost 3

Head Coach: Dick Towers

Date	Opponent		SIU	OPP
S19	Louisville	W	31	28
S26	Youngstown State	W	45	20
O3	Lamar	W	32	16
O17	at East Carolina	W	14	12
O24	Illinois State	W	45	24
O31	Bradley	W	69	3
N7	at Ball State	L	17	24
N14	at Drake	L	9	21
N21	at Arkansas State	L	3	27

1971

Won 6, Lost 4

Head Coach: Dick Towers

Date	Opponent		SIU	OPP
S18	at Dayton	W	31	14
S25	at Illinois State	W	10	9
O2	Wichita State	L	24	26
O9	Arkansas State	W	21	14
O16	Ball State	W	33	8
O23	at Akron	L	21	43
O30	at Indiana State	L	3	17
N6	Drake	W	34	32
N13	at Louisville	L	14	24
N20	Central Michigan	W	35	8

1972

Won 1, Lost 8, Tied 1

Head Coach: Dick Towers

Date	Opponent		SIU	OPP
S16	at East Carolina	L	0	16
S23	at Lamar	L	0	7
S30	at Wichita State	L	0	12
O7	Dayton	T	6	6
O14	at Tampa	L	0	44
O21	Ball State	W	13	7
O28	Illinois State	L	7	10
N4	at Drake	L	9	19
N11	Louisville	L	16	20
N18	Indiana State	L	3	31

1973

Won 3, Lost 7, Tied 1

Head Coach: Dick Towers

Date	Opponent		SIU	OPP
S15	at Northern Illinois	L	27	34
S22	East Carolina	L	25	42
S29	at Oklahoma State	L	7	70
O6	at Dayton	L	19	23
O13	Xavier (Ohio)	W	73	7
O20	Tampa ^	L	23	25
O27	Akron	W	14	13
N3	at Ball State	T	16	16
N10	Drake	W	37	20
N17	at Indiana State	L	17	36
N24	at Illinois State	L	8	10

1974

Won 2, Lost 9

Head Coach: Doug Weaver

Date	Opponent		SIU	OPP
S14	at New Mexico State	L	9	28
S21	at Indiana State	L	8	10
S28	at East Carolina	L	16	17
O5	at Dayton	W	38	16
O12	at Temple	L	16	59
O19	Northern Illinois	L	7	17
O26	Arkansas State	L	16	41
N2	at Long Beach State	L	7	32
N9	Northern Michigan	W	14	9
N16	at Central Michigan	L	0	42
N23	Illinois State	L	16	31

1975

Won 1, Lost 9, tied 1

Head Coach: Doug Weaver

Date	Opponent		SIU	OPP
S13	at Louisiana	L	10	27
S20	Indiana State	L	21	23
S27	East Carolina	L	7	41
O4	Long Beach State	L	24	31
O11	at Illinois State	T	17	17
O18	at Northern Illinois	L	12	52
O25	Wichita State	W	33	22
N1	Drake	L	27	38
N8	at Arkansas State	L	12	35
N15	Bowling Green	L	6	48
N22	at Lamar	L	10	30

1976

Won 7, Lost 4

Head Coach: Rey Dempsey

Date	Opponent		SIU	OPP
S11	at McNeese State	L	0	38
S18	at Drake	W	27	15
S25	West Texas A&M	W	21	17
O2	Lamar	W	19	7
O9	at East Carolina	L	14	49
O16	Arkansas State	L	10	41
O23	Northern Illinois	W	54	0
O30	at Indiana State	W	21	2
N6	Illinois State	W	17	3
N13	at Bowling Green	L	7	35
N20	at Marshall	W	44	16

1977

Won 3, Lost 8 (0-5 in MVC, 7th)

Head Coach: Rey Dempsey

Date	Opponent		SIU	OPP
S3	at New Mexico State	L	7	29
S10	at Temple	W	24	20
S17	Indiana State	L	9	14
S24	at Arkansas State	L	6	21
O1	Lamar	W	9	5
O8	at East Carolina	L	0	33
O15	at Louisiana	L	0	24
O22	at Northern Illinois	L	0	28
N5	Illinois State	W	23	17
N19	Drake	L	9	13
N26	at West Texas A&M	L	9	28

1978

Won 7, Lost 4 (3-2 in MVC, 3rd)

Head Coach: Rey Dempsey

Date	Opponent		SIU	OPP
S9	at Drake	L	14	38
S16	at Lamar	W	22	20
S23	West Texas A&M	W	17	3
S30	New Mexico State	W	43	39
O7	at Illinois State	W	26	0
O14	Arkansas State	L	24	26
O21	at Wichita State	L	7	33
O28	Northern Illinois	L	13	14
N4	at Indiana State	W	28	7
N11	Marshall	W	15	14
N18	at Louisiana	W	10	9

1979

Won 8, Lost 3 (4-1 in MVC, 2nd)

Head Coach: Rey Dempsey

Date	Opponent		SIU	OPP
S1	at West Texas A&M	L	0	14
S8	Louisiana	W	17	7
S15	at Tennessee State	W	18	16
S22	at Arkansas State	L	16	24
S29	Eastern Illinois	L	14	22
O6	Illinois State	W	7	0
O20	Wichita State	W	31	7
O27	at Northern Illinois	W	21	11
N3	Indiana State	W	41	38
N10	at Drake	W	22	21
N17	New Mexico State	W	45	28

1980

Won 3, Lost 8 (1-5 in MVC, 7th)

Head Coach: Rey Dempsey

Date	Opponent		SIU	OPP
S6	at Wichita State	L	14	31
S13	Eastern Illinois	W	37	35
S20	at New Mexico State	L	17	18
S27	at Drake	W	34	28
O4	Northern Illinois	L	17	20
O11	at Indiana State	L	6	19
O18	at Illinois State	W	42	0
N1	at Louisiana	L	3	21
N8	Fresno State	L	14	31
N15	Tulsa	L	7	41
N22	West Texas A&M	L	20	23

1981

Won 7, Lost 4 (5-2 in MVC, 3rd)

Head Coach: Rey Dempsey

Date	Opponent		SIU	OPP
S5	at McNeese State	L	12	27
S12	Wichita State	L	7	13
S19	Tennessee State	L	14	17
S26	at Tulsa	W	36	34
O3	Illinois State	W	14	3
O10	at West Texas A&M	W	29	22
O17	at Fresno State	W	24	18
O24	Louisiana	W	41	0
N1	at Indiana State	W	17	3
N7	Drake	L	17	22
N14	at New Mexico State	W	23	15

ALL-TIME RESULTS

1982

Won 6, Lost 5 (4-1 in MVC, Tied 2nd)

Head Coach: Rey Dempsey

Date	Opponent		SIU	OPP
S4	at Western Illinois	W	38	7
S11	at Illinois State	W	16	0
S18	Drake	W	24	17
S25	Arkansas State	L	30	35
O2	at Louisiana	L	10	20
O9	at Florida State	L	8	59
O16	at Tulsa	L	3	22
O23	Indiana State	W	21	9
O30	at Eastern Illinois	L	7	20
N13	Missouri State	W	28	7
N20	West Texas A&M	W	17	13

*Note: 1982 was SIU's first season at the I-AA level.

1983

Won 13, Lost 1 (4-1 in MVC, 2nd)

NCAA Division I-AA NATIONAL CHAMPIONS

Head Coach: Rey Dempsey

Date	Opponent		SIU	OPP
S3	at Western Illinois	W	38	6
S10	Eastern Illinois	W	17	14
S17	Southeast Missouri St.	W	56	7
S24	at Northern Iowa	W	52	9
O1	at Arkansas State	W	35	28
O8	Drake	W	28	9
O15	at Missouri State	W	24	6
O22	at Indiana State	W	34	21
O29	New Mexico State	W	41	3
N5	Illinois State	W	28	26
N12	at Wichita State	L	6	28
<u>NCAA FCS Playoffs</u>				
D3	Indiana State	W	23	7
D10	Nevada	W	23	7
<u>FCS Championship Game at Charleston, S.C.</u>				
D17	Western Carolina	W	43	7

1984

Won 3, Lost 8 (0-5 in MVC, 7th)

Head Coach: Ray Dorr

Date	Opponent		SIU	OPP
S1	at Tulsa	L	10	23
S8	at Illinois State	L	7	35
S15	Western Illinois	L	24	34
S22	Arkansas State	L	0	19
S29	at Southeast Missouri St.	W	27	16
O6	Northern Iowa	W	40	10
O13	at Eastern Illinois	W	48	40
O20	West Texas A&M	L	17	24
O27	Indiana State	L	10	27
N3	at Drake	L	17	20
N10	at Missouri State	L	6	31

1985

Won 4, Lost 7 (2-3 in Gateway*, Tied 3rd)

(1-4 in MVC#, 6th)

Head Coach: Ray Dorr

Date	Opponent		SIU	OPP
A31	Lincoln	W	63	0
S7	*Missouri State	L	28	40
S14	at Illinois	L	25	28
S21	at Drake	L	6	31
S28	*Eastern Illinois	W	42	13
O5	*No. 8 Illinois State	W	21	0
O19	Southeast Missouri St.	W	51	13
O26	*at Wichita State	L	34	35
N2	*at Indiana State	L	38	41
N9	at No. 8 Arkansas State	L	12	41
N16	*at Western Illinois	L	7	14

1986

Won 7, Lost 4 (4-2 in Gateway, Tied 2nd)

Head Coach: Ray Dorr

Date	Opponent		SIU	OPP
A30	at No. 7 Arkansas State	L	7	22
S6	Austin Peay	W	24	17
S13	at No. 20 Murray State	W	31	0
S20	*Eastern Illinois	L	7	52
S27	Youngstown State	W	24	17
O4	at Kansas	L	23	35
O11	*Indiana State	W	16	14
O18	*No. 16 Northern Iowa	W	27	24
O25	*at Illinois State	W	20	3
N7	*at Missouri State	W	35	14
N14	*Western Illinois	L	21	24

1987

Won 3, Lost 8 (2-4 in Gateway, Tied 5th)

Head Coach: Ray Dorr

Date	Opponent		SIU	OPP
S5	Delta State	L	16	24
S12	*Missouri State	L	13	18
S19	at Austin Peay	W	10	3
S26	*Illinois State	W	38	7
O3	at Kansas	L	15	16
O10	at Fresno State	L	0	35
O17	*No. 9 Western Illinois	L	15	21
O24	No. 17 Arkansas State	L	9	33
O31	*at Indiana State	L	15	24
N7	*at Eastern Illinois	W	32	27
N14	*at No. 5 Northern Iowa	L	3	20

1988

Won 4, Lost 7 (2-4 in Gateway, Tied 5th)

Head Coach: Rick Rhodes

Date	Opponent		SIU	OPP
S3	*at No. 12 Western Illinois	L	13	17
S17	Murray State	W	28	21
S24	*at Illinois State	W	24	23
O1	Arkansas State	W	45	43
O8	*at Eastern Illinois	L	3	34
O15	*Indiana State	W	10	7
O22	Northern Illinois	L	9	10
O29	at Kentucky	L	10	24
N5	*at Missouri State	L	24	28
N12	at Youngstown State	L	14	31
N19	*Northern Iowa	L	21	24

1989

Won 2, Lost 9 (1-5 in Gateway, Tied 6th)

Head Coach: Bob Smith

Date	Opponent		SIU	OPP
S2	at Nevada	L	3	41
S9	*Western Illinois	L	7	14
S16	*Eastern Illinois	W	20	17
S23	at No. 15 Murray State	L	11	24
S30	at No. 12 Arkansas State	L	23	28
O7	at Northern Illinois	L	24	29
O14	*Illinois State	L	17	21
O21	*No. 8 Missouri State	L	25	31
O28	Kentucky State	W	54	12
N4	*at Indiana State	L	24	35
N11	*at Northern Iowa	L	14	38

1990

Won 2, Lost 9 (1-5 in Gateway, Tied 6th)

Head Coach: Bob Smith

Date	Opponent		SIU	OPP
S1	*at Northern Iowa	L	9	30
S8	*Indiana State	W	20	17
S15	Murray State	W	45	7
S22	at Illinois	L	21	56
S29	Arkansas State	L	17	20
O6	*at No. 3 Missouri State	L	7	31
O13	*at Illinois State	L	3	27
O20	*at Eastern Illinois	L	3	14
O27	at Central Florida	L	14	49
N3	*Western Illinois	L	22	24
N10	at South Carolina	L	13	38

1991

Won 7, Lost 4 (4-2 in Gateway, Tied 2nd)

Head Coach: Bob Smith

Date	Opponent		SIU	OPP
A31	at Southeast Missouri St.	W	28	27
S7	at Murray State	W	31	27
S14	at Austin Peay	W	21	17
S21	*No. 5 Northern Iowa	W	21	20
S28	*No. 19 Illinois State	W	14	11
O5	*No. 19 Missouri State	L	13	17
O12	at Troy	L	13	30
O19	*at No. 17 Western Illinois	L	20	21
O26	*at Indiana State	W	30	23
N2	*Eastern Illinois	W	31	30
N9	at Louisiana Tech	L	16	48

1992

Won 4, Lost 7 (2-4 in Gateway, Tied 4th)

Head Coach: Bob Smith

Date	Opponent		SIU	OPP
S5	Troy	L	13	37
S12	Southeast Missouri St.	W	44	35
S19	Austin Peay	W	37	7
S26	at Arkansas State	L	38	42
O3	*at Eastern Illinois	W	47	46
O10	*Western Illinois	L	42	50
O17	*No. 1 Northern Iowa	L	25	30
O24	*at Illinois State	L	11	35
O29	at Western Kentucky	L	39	41
N7	*at No. 12 Missouri State	L	12	51
N21	*Indiana State	W	42	35

ALL-TIME RESULTS

1993

Won 2, Lost 9 (1-5 in Gateway, 7th)

Head Coach: Bob Smith

Date	Opponent	SIU	OPP
S11	Washburn	W	46 14
S18	at Toledo	L	28 49
S25	at Arkansas State	L	6 27
O2	at Northern Illinois	L	15 45
O9	*at Western Illinois	L	13 14
O16	No. 21 Western Kentucky	L	24 51
O23	*Missouri State	L	17 22
O30	*at Indiana State	W	35 26
N6	*Illinois State	L	16 34
N13	*at No. 13 Northern Iowa	L	17 49
N20	*Eastern Illinois	L	35 42

1994

Won 1, Lost 10 (0-6 in Gateway, 7th)

Head Coach: Shawn Watson

Date	Opponent	SIU	OPP
S3	Tennessee-Martin	L	26 35
S10	at Mississippi	L	3 59
S17	at Arkansas State	L	14 41
O1	*Western Illinois	L	21 24
O8	*Indiana State	L	14 27
O15	Southeast Missouri St.	L	14 24
O22	at No. 16 Western Kentucky	W	10 7
O29	*at Illinois State	L	17 38
N5	*at Missouri State	L	27 33
N12	*No. 14 Northern Iowa	L	7 39
N19	*at Eastern Illinois	L	3 24

1995

Won 5, Lost 6 (2-4 in Gateway, Tied 5th)

Head Coach: Shawn Watson

Date	Opponent	SIU	OPP
A31	at No. 20 SE Missouri State	W	30 27
S9	Murray State	L	3 35
S16	at Arkansas State	L	9 14
S23	Nicholls State	W	48 20
S30	*at Indiana State	L	3 52
O7	*Illinois State	W	14 11
O14	*Missouri State	W ^{OT}	33 30
O21	*at No. 14 Northern Iowa	L	0 13
O28	*at Western Illinois	L	7 19
N4	Western Kentucky	W	30 28
N11	*No. 12 Eastern Illinois	L	21 42

1996

Won 5, Lost 6 (1-4 in Gateway, 5th)

Head Coach: Shawn Watson

Date	Opponent	SIU	OPP
A31	Central Arkansas	W	24 12
S7	Tennessee-Martin	W	27 14
S14	at No. 13 Murray State	L	38 48
S21	Winston-Salem State	W	48 18
S28	*at Illinois State	W	38 35
O5	*at No. 7 Missouri State	L	17 24
O12	*Indiana State	L	13 24
O19	*No. 17 Western Illinois	L	19 26
O26	*No. 3 Northern Iowa	L	7 33
N2	at Western Kentucky	L	37 51
N16	Southeast Missouri St.	W	34 17

1997

Won 3, Lost 8 (1-5 in Gateway, 6th)

Head Coach: Jan Quarless

Date	Opponent	SIU	OPP
S6	at No. 22 Nicholls State	L	0 33
S13	No. 17 Murray State	W	24 20
S20	*at Indiana State	L	14 19
S27	*at No. 23 Northern Iowa	L	27 28
O4	*Missouri State	L	35 36
O11	*Illinois State	W	31 29
O18	at South Florida	W	23 10
O25	No. 7 Western Kentucky	L	31 52
N1	*at No. 2 Western Illinois	L	26 31
N8	*No. 8 Youngstown State	L	10 34
N15	at Southeast Missouri St.	L	17 28

1998

Won 3, Lost 8 (1-5 in Gateway, 7th)

Head Coach: Jan Quarless

Date	Opponent	SIU	OPP
S5	at No. 23 Murray State	L	13 41
S12	at Tennessee-Martin	W	36 7
S19	*No. 6 Northern Iowa	W	27 20
S26	*at Illinois State	L ^(OT)	38 41
O3	Texas State	L	25 30
O10	*at No. 7 Youngstown State	L	21 34
O17	*No. 5 Western Illinois	L	3 13
O24	*Indiana State	L	21 27
O31	*at Missouri State	L	13 28
N7	at No. 18 Western Kentucky	L	28 48
N14	Southeast Missouri St.	W	34 7

1999

Won 5, Lost 6 (1-5 in Gateway, 7th)

Head Coach: Jan Quarless

Date	Opponent	SIU	OPP
S2	at Southeast Missouri St.	W	43 25
S11	No. 25 Murray State	W	58 51
S18	at Eastern Illinois	W	34 6
S25	*at No. 3 Northern Iowa	L	14 34
O2	at No. 22 South Florida	L	14 21
O9	*No. 10 Youngstown State	L ^(OT)	37 43
O16	*at No. 20 Western Illinois	L	27 68
O23	*No. 12 Illinois State	L	48 55
O30	*Missouri State	W	52 49
N6	*at Indiana State	L	45 66
N20	Western Kentucky	W	52 14

2000

Won 3, Lost 8 (2-4 in Gateway, Tied 5th)

Head Coach: Jan Quarless

Date	Opponent	SIU	OPP
A31	at Murray State	L	20 42
S9	Southeast Missouri St.	L	33 34
S16	*No. 16 Northern Iowa	W	34 14
S23	at Kansas	L	0 42
O7	*No. 11 Western Illinois	L	17 42
O14	Drake	W	35 23
O21	*at Missouri State	L	9 27
O28	*at Illinois State	L	17 27
N4	*Indiana State	L	22 23
N11	*at No. 2 Youngstown State	W	21 20
N18	at No. 8 Western Kentucky	L	0 22

2001

Won 1, Lost 10 (1-6 in Gateway, 7th)

Head Coach: Jerry Kill

Date	Opponent	SIU	OPP
S8	at Southeast Missouri St.	L	5 24
S22	Murray State	L	20 24
S29	*at No. 13 Western Illinois	L	21 38
O6	*Illinois State	W	23 17
O13	*at No. 14 Northern Iowa	L	14 19
O20	No. 9 Eastern Illinois	L	21 49
O27	*at Indiana State	L	14 20
N3	*No. 10 Youngstown State	L	7 31
N10	*Missouri State	L	24 25
N17	*at Western Kentucky	L	6 36
N24	at Baylor	L	12 56

2002

Won 4, Lost 8 (2-5 in Gateway, Tied 6th)

Head Coach: Jerry Kill

Date	Opponent	SIU	OPP
A29	Kentucky Wesleyan ^	W	78 0
S7	Southeast Missouri St. ^	L	14 21
S14	at Murray State ^	L	24 42
S21	West Virginia Tech ^	W	72 21
S28	at Eastern Michigan ^	L ^(2OT)	45 48
O5	*No. 8 Western Illinois	W	54 52
O12	*No. 12 Northern Iowa ^	W	42 13
O19	*at Illinois State	L	14 35
O26	*at Missouri State	L	28 38
N2	*at Youngstown State	L	9 21
N9	*Indiana State	L	14 21
N16	*No. 16 Western Kentucky	L	16 48

2003

Won 10, Lost 2 (6-1 in Gateway, Tied 1st)

Head Coach: Jerry Kill

Date	Opponent	SIU	OPP
A28	Quincy ^	W	64 14
S6	at No. 20 SE Missouri St. ^	W	28 7
S13	Murray State ^	W	32 7
S27	St. Joseph's (In.) ^	W	75 0
O4	*at Indiana State	W	37 14
O11	*Illinois State	W	45 17
O18	*at No. 2 Western Illinois	W	37 32
O25	*Missouri State ^	W	20 6
N1	*at No. 8 Western Kentucky	W	28 24
N8	*Youngstown State ^	W	24 17
N15	*at No. 11 Northern Iowa ^	L	40 43
NCAA FCS Playoffs			
N29	at No. 2 Delaware	L	7 48

2004

Won 10, Lost 2 (7-0 in Gateway, 1st)

Head Coach: Jerry Kill

Date	Opponent	SIU	OPP
S2	Southeast Missouri St. ^	W	42 3
S11	at Northern Illinois	L	22 23
S18	William Penn ^	W	59 9
S25	at Delaware State	W	49 0
O2	*No. 15 Northern Iowa	W	40 36
O9	*at Youngstown State ^	W	37 2
O16	*No. 4 Western Kentucky ^	W	38 10
O23	*at Missouri State	W	27 3
O30	*Western Illinois ^	W	66 13
N6	*at Illinois State	W	41 14
N13	*Indiana State ^	W	59 10
NCAA FCS Playoffs			
N27	No. 13 Eastern Washington	L	31 35

ALL-TIME RESULTS

2005

Won 9, Lost 4 (5-2 in Gateway, Tied 1st)

Head Coach: Jerry Kill

Date	Opponent	SIU	OPP
S1	at Southeast Missouri St. ^	W 58	23
S10	Union (Ky.) ^	W 82	7
S17	at Western Michigan ^	L 28	34
O1	*Missouri State	W ^{OT} 30	23
O8	*at Western Illinois ^	W 34	24
O15	*Illinois State ^	L 35	61
O22	*at Indiana State	W 42	20
O27	*at No. 1 Western Kentucky	W 31	20
N5	*No. 15 Youngstown State	W 31	17
N12	*at No. 14 Northern Iowa	L 24	25
N19	No. 20 North Dakota St.	W 9	0
<u>NCAA FCS Playoffs</u>			
N26	at No. 19 Eastern Illinois	W 21	6
D3	at No. 4 Appalachian State	L 24	38

2006

Won 9, Lost 4 (4-3 in Gateway, Tied 4th)

Head Coach: Jerry Kill

Date	Opponent	SIU	OPP
A31	Lock Haven ^	W 49	0
S16	at Indiana	W 35	28
S23	at Arkansas-Pine Bluff ^	W 48	16
S30	*Indiana State ^	W 55	3
O7	*Western Illinois	W 31	24
O14	*at No. 5 Illinois State	L 10	37
O21	*Western Kentucky	L 24	27
O28	*at Missouri State	W 27	17
N4	*at No. 7 Youngstown State	L 24	31
N11	*No. 11 Northern Iowa	W 47	23
N18	Southern Utah	W 59	0
<u>NCAA FCS Playoffs</u>			
N25	No. 12 UT-Martin	W 36	30
D2	at No. 2 Montana	L 3	20

2007

Won 12, Lost 2 (5-1 in Gateway, 2nd)

Head Coach: Jerry Kill

Date	Opponent	SIU	OPP
A30	Quincy ^	W 59	14
S8	at Northern Illinois ^	W 34	31
S15	at Southern Utah ^	W 44	10
S22	Arkansas-Pine Bluff	W 58	3
S29	*at Indiana State	W 72	10
O6	*No. 10 Youngstown State	W 24	17
O13	*at No. 2 Northern Iowa	L 24	30
O20	*Missouri State	W 45	10
N3	*at No. 19 Western Illinois	W 10	9
N10	*Illinois State	W 34	24
N17	at Hampton	W 45	27
<u>NCAA FCS Playoffs</u>			
N24	No. 17 Eastern Illinois	W 30	11
D1	No. 7 Massachusetts	W 34	27
D8	No. 13 Delaware	L 17	20

2008

Won 9, Lost 3 (7-1 in MVFC, Tied 1st)

Head Coach: Dale Lennon

Date	Opponent	SIU	OPP
S6	Hampton ^	W 37	31
S13	at Northwestern	L 7	33
S27	*No. 5 Northern Iowa ^	W 27	24
O4	*at No. 6 North Dakota St.	L 27	35
O11	*Indiana State	W 60	7
O18	*at Youngstown State	W 33	0
O25	*at Missouri State	W 23	17
N1	North Dakota	W 40	21
N8	*No. 17 Western Illinois	W 24	14
N15	*South Dakota St.	W 38	35
N22	*at Illinois State	W ^{OT} 17	10
<u>NCAA FCS Playoffs</u>			
N29	No. 10 New Hampshire	L 20	29

2009

Won 11, Lost 2 (8-0 in MVFC, 1st)

Head Coach: Dale Lennon

Date	Opponent	SIU	OPP
S5	at Marshall	L 28	31
S19	Southwest Baptist ^	W 59	7
S26	*North Dakota St. ^	W 24	14
O3	*at Western Illinois ^	W 30	10
O10	*Illinois State	W 43	23
O17	*at No. 2 Northern Iowa	W 27	20
O24	*Youngstown State	W 27	8
O31	*at Indiana State	W 33	0
N7	*at No. 9 South Dakota St.	W 34	15
N14	*Missouri State	W 44	24
N21	at Southeast Missouri St.	W 42	24
<u>NCAA FCS Playoffs</u>			
N28	No. 17 Eastern Illinois	W 48	7
D5	No. 6 William & Mary	L 3	24

2010

Won 5, Lost 6 (4-4 in MVFC, Tied 3rd)

Head Coach: Dale Lennon

Date	Opponent	SIU	OPP
S2	Quincy ^	W 70	7
S11	at Illinois ^	L 3	35
S18	Southeast Missouri St. ^	L 21	24
S25	*at Youngstown State	L 28	31
O2	*at No. 19 Illinois State	W 38	17
O9	*No. 15 Northern Iowa	W ^{OT} 45	38
O16	*South Dakota St.	L 10	31
O30	*at Missouri State	L 41	51
N6	*at No. 20 N. Dakota State	L 6	20
N13	*No. 21 Western Illinois	W 20	10
N20	*Indiana State	W 49	21

2011

Won 4, Lost 7 (2-6 in MVFC, Tied 7th)

Head Coach: Dale Lennon

Date	Opponent	SIU	OPP
S3	at SEMO ^	W 38	10
S10	at Mississippi ^	L 24	42
S24	*Missouri State ^	W 20	18
O1	*at Western Illinois	L 21	27
O8	*No. 3 North Dakota St.	L 3	9
O15	*Youngstown State	L 23	35
O22	*at No. 2 Northern Iowa	L 10	17
O29	*No. 22 Illinois State	L 30	38
N5	*at South Dakota St.	L 34	45
N12	Eastern Illinois	W 45	28
N19	*at No. 23 Indiana State	W 35	28

2012

Won 6, Lost 5 (5-3 in MVFC, Tied 3rd)

Head Coach: Dale Lennon

Date	Opponent	SIU	OPP
A30	at Eastern Illinois ^	L 28	49
S8	at Miami University	L 14	30
S15	SEMO ^	W 35	14
S22	*at Missouri State	W 14	6
S29	*Indiana State ^	L 3	24
O6	*at No. 9 Illinois State	W 17	0
O13	*Northern Iowa	W 34	31
O20	*at No. 15 Youngstown State	W 38	21
O27	*at No. 3 North Dakota St.	L 17	23
N3	*No. 21 South Dakota St.	L 12	16
N17	*Western Illinois	W 35	0

2013

Won 7, Lost 5 (5-3 in MVFC, Tied 2nd)

Head Coach: Dale Lennon

Date	Opponent	SIU	OPP
A31	at Illinois	L 34	42
S7	No. 14 Eastern Illinois ^	L ^{OT} 37	40
S14	Charleston	W 31	10
S21	vs. SEMO (Busch Stadium)	W 36	19
S28	*No. 25 Youngstown State ^	L 27	28
O5	*at No. 7 South Dakota St.	W 27	24
O12	*at No. 4 Northern Iowa	W ^{OT} 24	17
O19	*No. 1 North Dakota State	L 10	31
N2	*at Western Illinois	W 34	28
N9	*Missouri State	L 27	37
N16	*Illinois State	W 24	17
N23	*at Indiana State	W 31	9

2014

Won 6, Lost 6 (3-5 in MVFC, Tied 7th)

Head Coach: Dale Lennon

Date	Opponent	SIU	OPP
A28	Taylor (In.) ^	W 45	0
S6	at No. 14 Eastern Illinois ^	W 38	21
S13	SEMO ^	W 50	23
S20	at Purdue	L 13	35
S27	*vs. Western Illinois ^	W 34	17
O4	*vs. South Dakota ^	W 41	10
O11	*at No. 1 North Dakota St.	L 10	38
O18	*at No. 19 Youngstown St.	L 14	26
O25	*No. 24 Indiana State ^	L 26	41
N8	*at Missouri State	W 32	22
N15	*vs. No. 12 Northern Iowa	L 21	40
N22	*at No. 7 Illinois State	L 29	44

2015

Won 3, Lost 8 (2-6 in MVFC, Tied 9th)

Head Coach: Dale Lennon

Date	Opponent	SIU	OPP
S5	at Indiana	L 47	48
S12	at SEMO ^	L 24	27
S26	No. 10 Liberty ^	W 34	13
O3	at Western Illinois*	L 36	37
O10	Missouri State ^ *	W 73	26
O17	at Indiana State*	L 36	39
O24	No. 17 Youngstown State ^ *	W ^{OT} 38	31
O31	No. 6 North Dakota State*	L 29	35
N7	at South Dakota*	L 31	34
N14	No. 6 Illinois State*	L 21	42
N21	No. 15 Northern Iowa*	L 28	49

*MVFC Game

^ Night Game

ALL-TIME ROSTER

A

Abbott, Courtney.....2002-03
Abbott, Frank.....1952-53
Abdulqadir, Muhammad. 2002-03
Abegg, Mike.....1972-73, 76
Abromovitch, John.....1955-57
Abulebbbeh, Tareq.....2015
Adams, Anwar.....2001
Adams, Chris.....2011-13, 15
Adams, Judsen.....2002
Adams, Tony.....1981-84
Adkins, Chris.....2014-15
Adubifa, Dolapo.....2006-09
Agnew, Malcolm.....2013-14
Agnew, Ray.....2010-13
Agnew, Wally.....1966
Aiken, Brad.....1936
Akins, Brian.....2000, 2002-04
Akisanya, Yemi.....2002-04
Albertini, Brad.....1994
Albrecht, Melvin.....1973
Allaria, Joe.....2007-10
Allen, Barclay.....1966-69
Allen, Charles.....1978-81
Allen, Chase.....2013-15
Allen, Justin.....2006-07
Allen, Kellen.....2002-05
Allen, Phillip.....1922, 24
Allen, Robert.....1925-28
Allison, Willard.....1927-28
Amaya, Doug.....1991
Ambrose, Tim.....1968-70
Amitrano, John.....1997, 98
Amos, Paul.....2000
Anastasio, Tony.....2001-02
Anderson, Greg.....1981
Anderson, Jim.....1966
Anderson, Matt.....2001-02
Anderson, Terry.....1969-71
Anderson, Tommy.....1993-96
Anderson, Tony.....1982-84
Anderson, Willie.....1968
Andrews, Scott.....1989-91
Angrum, Steve.....1973-74
Antoine, Lionel.....1969-71
Antwine, Houston.....1957-60
Archibald, Bryan.....1998-01
Arndt, Dwain.....1933
Arnold, William.....1944
Aronelli, Gene.....1953
Arthurs, Chris.....2006-09
Ascencio, Jason.....2000-01
Atherton, Hazel.....1934
Atkinson, Harold.....1932
Austin, Othe.....1924
Avila, Juan.....2010-11

B

Bailey, Alonzo.....1984
Bailey, Andre.....1997-99
Bailey, Ben.....2014-15
Bailey, Lowell.....1932
Bailey, Matory.....1974-76
Baker, Aaron.....1993-96
Baker, Carlin.....1942
Baker, Cornell.....1993-96
Baker, Guy.....1917
Baldwin, Patrick.....1994-95
Banbury, Mark.....1983-86
Banks, LaVance.....1991-93
Baptiste, Jean.....1997-98
Barber, Scott.....1988-90
Barclay, Allen.....1966-69
Barger, Eugene.....1936
Barnes, Ray.....1997-98
Barnett, Deondre.....2015
Barr, William.....1966
Barrett, Ed.....1983
Barry, Mike.....1967-68
Bartoni, Mike.....1969
Barwinski, Joe.....1976-79
Bass, Cecil.....1914-15
Bates, Donald.....1958-59
Battle, James.....1959-62
Batura, Bob.....1955-56

Bauer, Scott.....2008-09
Baugh, Tom.....1982-85
Baysinger, George.....1947
Bean, Dennis.....1986-87
Beard, Billy.....2002-05
Bearden, James.....1998-01
Beatty, Charles.....1945
Becker, Scott.....2008-11
Beelen, TJ.....2012-15
Beeler, Ryan.....2005-07
Beimal, Robert.....1973
Bell, Charles.....1985-87
Bell, Edwin.....1972-73
Bell, Evans.....1972
Bellantoni, Michael.....1976
Bellson, Mike.....1991
Belshause, Hank.....2005
Belton, Derrick.....2005-08
Belts, Calvin.....2012-15
Beltz, George.....1944-47
Benedict, James.....1944
Benne, Paul.....1975-76
Bentsen, Kurt.....1994
Berishaj, Martin.....1999
Bergman, Eric.....2009-12
Bergman, Kevin.....1973
Berry, Robert.....1932-33
Bertoni, Louis.....1931-33
Beschoner, Bryce.....2014
Bialata, Greg.....1991
Bielecki, Rick.....1978-80
Biggs, Sammy.....2010
Billups, Marvin.....1987-89
Birkner, Carl.....1945
Bishop, Ron.....1952-56
Biskner, Frank.....1973-74
Bittle, Brock.....2009
Bivens, Carl.....2013
Bixenstein, Vertus.....1922
Bjorklund, Ray.....1939-40
Blackmon, Richard.....1981-83
Blade, Sherman.....1968-70
Blair, Hanes.....1919
Blair, Kenneth.....1923
Blanchard, Bill.....1965-66
Blanchard, Sidney.....1983
Blazak, Ray.....1953-54
Bleyer, Tony.....1980-81
Bloomfield, Travis.....2007-09
Blume, Charles.....1974-77
Boatright, David.....2012-13
Boatright, Ken.....2011-12
Bobbitt, Harry.....1961-63
Bobka, Louis.....1949-51
Bock, David.....1983-84
Boelte, Scott.....1986-89
Boemer, Bryan.....2008-11
Boemer, Corey.....2011-14
Bolger, David.....1962-64
Bolton, Jim.....1970
Bohannon, Brad.....1993-96
Bonner, Coe.....1995-97
Book, John.....1934
Bookout, John.....1988-92
Boren, Russell.....1938
Boswell, Arlie.....1914-15
Boswell, Fred.....1915
Bourque, Robert.....1957, 59
Bowers, Tim.....1951-53, 56
Bowman, Matt.....1974
Boyd, Lawrence.....1973-74, 76
Boyniewicz, James.....1959
Brachear, Brad.....2002-05
Bradham, Oakley.....1929
Bradley, Brian.....1988
Bradley, Mike.....1968, 70
Brandt, Adam.....2012-15
Brascia, Mike.....1983-84
Brave, Randy.....1986-87
Brda, John.....1986-87
Brenneisen, Bobby.....2008-09
Brenzel, Fred.....1948-50
Brewer, Alan.....1990-93
Bricker, Eugene.....1927-29
Bridges, Frank.....1925-28

Briggs, Brad.....2009-10
Brigham, Isaac.....1964-66
Bright, Carroll.....1917
Brimm, John.....1923
Brimm, Ralph.....1927
Brinson, Ronald.....1975
Broadway, Charles.....1935, 37
Brooks, Chris.....2003-04
Brostrom, Paul.....1958-61
Broussard, Brian.....1997-00
Brown, Bill.....1939-40
Brown, Bob.....1949-50
Brown, Calvin.....1993
Brown, Chontal.....1987-89
Brown, Dan.....1974-77
Brown, Eugene.....1934
Brown, Luther.....1990-93
Brown, Kevin.....1985
Brown, Linton.....2003-05
Brown, Paul.....1930-32
Brown, Robert.....1949-50
Brown, Takim.....1993
Brown, Willie.....1956-59
Browning, Al.....1998
Bruegge, Michael.....1974
Bruna, Tom.....1957-60
Brune, Jeff.....1996
Bruner, Brandon.....2004, 2006
Brunner, Blake.....2006-09
Bruno, Phillip.....1949-51
Bryant, Stanley.....2002-04
Bubin, Aaron.....1997-98
Bucki, Walter.....1999-02
Buckler, Jim.....1950-51
Buddle, Tom.....1952
Bukas, Ed.....1969
Bullaro, John.....1963
Bullocks, Amos.....1958-61
Bundy, William.....1926-28
Bunge, Joe.....1967-69
Bunting, Adam.....2003-06
Burgess, Rick.....2006-07
Burk, James.....1955
Burke, Matthew.....2000
Burnett, Victor.....2012
Burnette, Brad.....1999
Burnette, Jimmy.....1986-87
Burrell, Frank.....2006
Burroughs, Everett.....1919
Burn, Emmitt.....1971-73
Butler, Granville.....1981-83
Buzard, Bill.....1967-69
Byas, Aaron.....1973-75
Byrd, Sidney.....1983

C

Cabutti, Leedio.....1944-47
Cade, Harland.....1936-38
Cager, Ken.....1990-93
Cager, Kevin.....1990-93
Cairns, Jon.....2004-06
Caithamer, Kenneth.....1977
Caldwell, Lance.....2006-09
Calhoun, Brian.....1998
Call, Harold.....1949-50
Call Pat.....1984-86
Callahan, David.....1977-79
Callier, Tim.....1989
Calufetti, Lawrence.....1940-42
Cameron, D.J.....2012-15
Campbell, Harold.....1972-73
Canada, Harry.....1930-31
Canali, Charles.....1967-71
Capone, Marcus.....1997
Carbonaro, Mike.....1985-87
Carmien, Hans.....2014-15
Carney, Mellus.....1978-80
Carpenter, Dick.....1957-60
Carpenter, Karlton.....1995-98
Carr, Frank.....1983-85
Carr, Gerald.....1978-80
Carson, Gilbert.....1919-21
Carter, Edgar.....1919
Carter, Faris.....1926
Carter, Gary.....1983-84

Casletton, Tom.....1932
Catlin, John.....1944-46
Catt, Harold.....1936-38
Cavil, Kyle.....2008-12
Cernak, John.....1977-80
Chambers, Mitchell.....1971-72
Chaney, J.J.....1990-93
Chapman, John.....1930-31
Chase, Billy.....2001
Cheatham, Marc.....2008-09
Chmielewski, Bill.....1965
Clark, E.J.....2010-11
Clark, Garrett.....2014-15
Clark, Louie.....1921
Clark, Patrick.....1997-99
Clark, Tommy.....1942
Claxton, Luther.....1996-99
Clay, Adam.....2014-15
Clifford, Paul.....1938
Cloud, James.....2006-08
Coachman, Royce.....2000
Cochran, Mel.....1950
Cockrell, Theodor.....1970-71
Coda, Chance.....2008-11
Coffin, Craig.....2002-06
Coger, Fred.....1960-61
Colborn, Kyle.....2003-06
Colborn, Robert.....1946-49
Cole, Scott.....2008-11
Coleman, Mychael.....1978-79
Collard, William.....1948
Colletti, Tony.....2006-09
Collins, Calvin.....1942
Collins, Earl.....1968-69
Collins, Fabray.....1981-83
Collins, Mike.....1980
Collins, Robert.....1976-77, 79
Colvis, Mark.....1969-70
Condill, James.....1965
Coneset, Pete.....1954
Connelly, Bill.....1956
Cook, Joe.....1986-88
Cook, John.....1982-83
Cook, Stanton.....1942
Cook, William.....1973, 75-76
Cooley, J.D.....1949
Cooley, John.....1933
Cooper, Jon.....1988-91
Cooper, Octavio.....2014
Corbin, Bruce.....1971-73
Corcoran, Yale.....1963
Corker, Derrick.....2000-02
Corn, John.....1945, 47-48
Cornely, Mike.....2011
Cortright, Tyler.....1993-94
Cosgrove, Bill.....1944, 46-48
Cosgrove, James.....1940
Cotham, Terry.....1966-69
Cotton, Mike.....2014-15
Council, Leonard.....1968-69
Courtis, Mark.....1973-74
Cowley, Wayne.....1973
Cox, Claude.....1921-23
Cox, James.....1987
Cox, Larry.....1966
Cox, Paul.....1923
Cox, Steve.....1961-62
Cox, Verdie.....1938-41
Crabbe, Collin.....1998-99
Craddock, Oyd.....1976-79
Craig, Don.....1988-89
Craig, Cornell.....1996-99
Crain, Percy.....1934
Craven, Victor.....2012-13
Cravens, Jim.....1992-95
Crawshaw, Gene Paul.....1940-41
Creath, Don.....1946
Crews, Darrell.....1990-91
Crews, Karlyn.....1949
Crider, Cody.....2015
Croft, Joe.....1977-78
Cronin, David.....1963-66
Cropp, Chester.....1980-81
Cross, Don.....1948-50
Crouch, Charles.....1946-47

Crouse, Brad.....1985-88
Crum, Bill.....1945
Crum, Tanner.....2011-14
Crutcher, William.....1972
Cruz, Tim.....1975, 77-78
Cummings, Keon.....2005-06
Cummins, Herb.....1948
Cunningham, Jean.....1945
Cunningham, Jory.....2014
Cunningham, Mark.....1973-74
Cunningham, Theodore.....1965

D

Dabney, Earl.....1934-36
Dahlkamp, Steve.....1990, 92-93
Daifallah, Aimin.....1994
Dangutis, Gary.....1944
Daniel, Donnell.....1982-83
Danilkowicz, George.....2010-11
Davidson, Eugene.....1945
Davidson, Steron.....1999-02
Davis, Chris.....2013
Davis, Darren.....1978-81
Davis, Galen.....1946-48
Davis, Ira.....1984-87
Davis, James.....1980
Davis, Keith.....1984
Davis, Mark.....1983
Davis, Paul.....1998
Davis, Willie.....1986-89
Davison, Ralph.....1931-33
Dawson, Gale.....1959
Dawson, Richard.....1957-58
DeBlasio, Vince.....1987-88
Delaney, Brendon.....2002
DeLap, Frank.....1913-15
De Rum, Lee.....1984
De Volder, Martin.....1976-77
Deason, Glenn.....1932-36
Deason, Lester.....1934-37
Deemer, Kenny.....1991-92
Deisher, Dathan.....2010
Della Vecchia, Paul.....1963
Deppeler, Brett.....1992
Derickson, Forrace.....1950
Derricotte, Rob.....1986-89
DeSomer, Matt.....2015
DeTorres, Charles.....1999-01
DeVinney, Kent.....2003-06
Devor, Clifford.....1932-33
Diamond, Steve.....1986-87
Dickerson, Joel.....1986-87
Dickert, Robert.....1973, 75-76
Dickhut, Dale.....1967-68
Dickson, James.....1977
Dieker, Chris.....2007-10
DiManche, Jayson.....2009-12
Dillow, Eugene.....1940
Dismuke, John.....1972-73, 75
Dixon, Darren.....1983-84
Dixon, Ed.....1971-73
Dobbs, Dan.....1982
Dockweiler, Ed.....1986
Dodd, Bob.....1963
Dodd, Rob.....1990
Dodge, Ray.....1914-15
Doherty, John.....1973-75
Dollenmaier, John.....1990-91
Doolen, Bryan.....1917, 19
Dopud, Mike.....1988-91
Dorley, Doug.....1995-96
Doty, Robert.....1930
Dougherty, Kyle.....2007-10
Douglass, Ryan.....1999
Downey, Brian.....1990-91
Doyle, Phillip.....2002-05
Doyle, Ron.....1998-01
Duckett, Justin.....2004, 2006
Dufner, Mark.....1970
Dukes, Melvin.....1993-94
Dumas, Paul.....1971-72
Duncan, David.....1984
Dunn, Dennis.....1993-94
Dunn, Lloyd.....1951
Dunne, Paul.....1922-24

ALL-TIME ROSTER

DuPree, Edward1940-41
Durham, Harry.....1939

E

Easley, Kennington.....2013-15
Eaton, John.....1935-36
Eaton, William.....1944-45
Ebstein, Mike.....1971-72
Echols, Keenan.....2002
Echols, Vern.....1942
Edelman, Ed.....1967-69
Edwards, Bob.....1940-41
Edwards, Chris.....1991-93
Edwards, Don.....1942
Edwards, John.....1985-86
Edwards, Kelly.....1994-95
Edwards, Lamonte.....2013-14
Edwards, Reggie.....1986
Edwards, Ryan.....2000-01
Egan, Alex.....2001
Egan, Eric.....1999, 2001-03
Eggers, Richard.....1945
Ekstrom, Rick.....1981
Eliasik, John.....1965-66
Ellis, Raymond.....1938-40
Ellis, Robert.....1942
Ellis, Scott.....1973
Emert, Jason.....2005-06
Emery, Russell.....1932-35
Ems, Bob.....1950-54
Engelhart, Gerald.....1944
English, Jason.....1990
English, J.T.....1937-40
Enokian, Craig.....1970-72
Entsminger, Tom.....1921
Eovaldi, Frank.....1927-30
Equi, Al.....1965
Ernest, Gene.....1951, 53-54
Eskoff, Gerry.....1958, 61
Etheridge, Bob.....1946-47
Etherton, Elbert.....1913-15
Evans, Bill.....1972
Evans, Jeff.....2007-10
Evans, John.....1996-99
Evans, Kijana.....2013-14
Evans, Reginald.....1976
Everhart, Scott.....1999-02
Ewan, Joe.....1965
Ewert, Ted.....1968-70

F

Fagan, Mike.....1971-72
Fahrenhorst, Alan.....1973-74
Farley, James.....1977-79
Farrell, Mike.....2005-08
Fashaw, Ed.....1986
Faulkner, Derrick.....1988-91
Faulkner, Kory.....2010-13
Fearn, Calvin.....1956
Featherston, Dave.....1980-81
Fegley, Paul.....1933-34
Feirich, James.....1932-33
Feller, Jesse.....1913-15
Ferbrache, Shannon.....1986-89
FERENCE, John.....1965-66
Fernandez, Greg.....1979-81cc
Ferrell, Bill.....1951
Ferrell, Carl.....1945
Field, Charles.....1981-83
Field, John.....1983-86
Fields, James.....2003-04
Fields, Jay.....1974-75
Fields, Jerohn.....2003-04
Fienstein, Bernie.....1959
Findlater, Shaq.....2014-15
Finn, Roscoe.....1914-15
Finocchio, Sam.....1970
Fishe, Glenn.....1921-23c
Fisher, Brad.....2012
Fisher, Kris.....1997
Flaharty, Loren.....2001
Fletcher, Hugh.....1974, 76-78
Flood, DeRon.....2011
Flowers, Jamaal.....2013
Flowers, Johnny.....1973-76

Floyd, Raymond.....1924-27
Flueckiger, Dustin.....2003
Fly, Bill.....1948, 52
Foley, Dan.....1930
Foley, Ned.....1924, 26-28
Follis, Glen.....1980-82
Followell, Ryan.....1994
Fore, Jonah.....1998-99
Foreman, Vaughn.....1973
Forsy, John.....1973-75
Forsy, Patrick.....1972-74
Foster, Kenneth.....1981-83
Foster, Luther.....1978-80
Foster, Monty.....1989-90
Fowler, Reggie.....1994-97
Fox, Everett.....1932-35
Fox, Robert.....1944
Fox, Robert.....1929-30
Francis, Mark.....1988, 90-91
Franklin, Andrew.....2003-04
Franklin, Stephen.....2007-10
Franks, John.....1933
Franz, Joseph.....1946
Frazier, Matthew.....2000
Frazier, Erwin.....1937-38
Freeberg, William.....1938-41
Frentzel, Alan.....1972
Frickers, Jerry.....1961-63
Frey, Charles.....1938-40
Frick, Brandon.....1996-99
Frier, David.....1950
Fritzler, Mike.....2001-02
Frost, Levi.....2001
Fuehne, Adam.....2012-15
Fuller, Cam.....2010-11
Fuller, Emmanuel.....2006
Fuller, Leland.....1915
Funches, Ransom.....1989-90
Funderburk, Junior.....1950-51
Furlong, Neal.....1979-80
Furr, Paul.....1913, 15

G

Gabbert, Scott.....1988-92
Gadson, Chris.....2001-02
Gagliano, Mark.....1993-96
Gainer, Jemere.....2006-08
Gaines, Earl.....1913-15
Gallagher, Dan.....1965
Gallapo, Michael.....1973
Galloway, Ralph.....1965-66
Gardner, Leo.....1921
Gardner, John.....2014-15
Garrison, Gregg.....1971-72
Garron, Leonard.....2013-15
Gates, Tony.....1972
Gazell, Larry.....1961-62
Geels, Ron.....1976-79
Geisel, Jerry.....1966
Gelch, John.....1953-56
George, Justin.....2001-04
Gerals, Stephen.....1995
Gersbacher, Raymond.....1915
Gettis, Byron.....2007
Ghent, Ed.....1933, 35
Gher, Tom.....1945, 48-49
Gibson, Fred.....1987-90
Gibson, Percy.....1978-79
Gill, Jeff.....1990, 92-94
Gill, Scott.....1941
Given, Ryan.....1992-95
Givens, Greg.....1984, 86
Gleason, Kevin.....1984
Gleason, Kevin.....2000-01
Glowaki, Chris.....1992
Goforth, Charles.....1921-22
Goforth, Phil.....2004-07
Golden, Raysean.....2013-15
Gonzalez, Al.....1983-84
Goode, John.....2008-10
Goodman, Bill.....1950, 52
Goodman, Gregg.....1970-72
Goro, Charles.....1967-69
Goro, Mike.....1969-71
Govan, Jonate.....2006, 08-09

Graddy, Rod.....2000
Graefen, Chad.....1998-01
Graham, Garry.....1971
Graham, Jaylon.....2015
Graham, Rashad.....2008-09, 11
Grainger, Bill.....1968-69
Grammer, Bob.....1986-89
Grandt, David.....2001
Graves, Joe.....1986
Graves, Tyler.....2008-10
Gray, James.....1932-34
Gray, Jermaine.....1993-95
Gray, Jim.....1969-70
Gray, Robert.....1937, 39
Green, Jared.....2004-05
Green, Mike.....1997
Green, Paul.....1940
Green, Terrence.....1983
Green, Tommy.....2002
Green, William.....1942
Greene, Douglas.....1941
Greenhow, Antony.....2014
Greer, Brian.....2001
Greer, Marcus.....1985
Gregory, Keith.....2000-01
Gribble, Valgene.....1951
Griffin, Tay.....2011-12
Griffith, Matt.....2014-15
Griggs, Mark.....1984
Groninger, Robert.....1949
Gross, June.....1947-48
Groves, Bill.....1939
Gruver, Brodie.....1994
Guiney, Bill.....1939-41
Guinn, Matt.....2007-10
Gurley, Vernon.....1984-85
Gutierrez, Dan.....1997-98
Gutteridge, Troy.....1988, 90

H

Habbe, Bob.....1972-74
Habbe, Jon.....2005-08
Habbe, Randy.....1973- 76
Hadfield, Bill.....1977
Hadfield, Thor.....2012-14
Hage, Joseph.....1974, 76
Haile, Gene.....1952
Hailey, Mark.....1973-74
Hailey, Russ.....1970-72
Hairston, Alex.....1994
Hale, Hamilton.....1916, 22-23
Hall, Hal.....1925, 28
Hall, John.....1976-78
Hall, Mario.....2000
Hall, Robert.....1962
Hallahan, Ryan.....1996-97
Hamby, Scott.....1991
Hamilton, Charles.....1956-57, 61-62
Hamilton, Glen.....1945
Hamilton, Marvin.....1921-22
Hamilton, Ralph.....1914-15
Hamilton, Tiffany.....1984
Hamlett, Brian.....1998-01
Hamm, Jon.....2005
Hampton, Gerald.....1989-91
Hampton, Jewel.....2011
Hannah, Herb.....1987-88
Hannah, Kevin.....1995-96
Hardaway, Jerry.....1972-73
Hardee, Dennis.....1988
Harding, Connus.....2013-14
Haremza, Nate.....2012-13
Harley, Dennis.....1960-61
Harke, Chuck.....1987-89
Harmon, Dennis.....1960-62
Harper, John.....1979-82
Harrell, Jim.....1972
Harrington, Frank.....1958-59
Harris, Aaron.....2015
Harris, Carl.....2010-12
Harris, Charlie.....2015
Harris, Dave.....1961-63
Harris, Floyd.....1942
Harris, Harry.....1919
Harris, Ken.....1984

Harris, Norman.....1992-94
Harris, Shariff.....2010-11
Harrison, Adam.....2002-04
Harrison, Greg.....1996-97
Harrison, Victor.....1978-80
Harriss, Clarence.....1927-30
Harriss, Elbert.....1913-15
Harriss, John.....1915-16
Haruff, Kyle.....2006-10
Harsh, James.....1945
Hart, Cecil.....1956-58
Hart, Gerry.....1954-55
Hart, Jim.....1963-65
Harth, Peter.....1973-74
Hartman, Peter.....1992-93
Hasberry, Robert.....1969
Hawkins, Brian.....1994
Hawkins, Richard.....1965
Hawthorne, Shawn.....1957-60
Hay, Joe.....1992-93
Hayes, Jim.....1960
Hays, Carroll.....1916
Hays, Ed.....1954-56
Hays, Frank.....1913-15
Hayward, Ricky.....1999
Haywood, Sterling.....1982-85
Haywood, Sterling.....2003
Haywood, Tony.....1981-83
Hearn, Jesse.....1924
Heaston, Marlon.....2003-06
Heath, Gus.....1965-66, 69-70
Hecimovich, Jay.....1941
Heggs, Javell.....1981-83
Heiderschied, Maurice.....1933
Heinz, Charles.....1946-49
Heinz, Roy.....1919
Heller, Arthur.....1936
Hemmer, Steve.....1974, 77
Hemphill, Mark.....1979
Henderson, Mark.....1973-74
Henderson, Uhlman.....1922
Henderson, Yogi.....1987-90
Hendricks, Darnell.....1994-95
Hendy, Ausby.....1921-22
Henry, Ed.....1984
Henry, Jeraldo.....1996-98
Henry, Kevin.....1981
Henry, Ross.....1932
Henry, Tyrone.....1978-79
Henry, Wash.....1975, 77
Hensen, Harold.....1949
Henson, Carl.....1935
Henson, Lot.....1922, 24
Herman, Gene.....1955
Herrera, Andre.....1974-76
Herzberg, Matt.....1988
Hickey, Gene.....1934, 37
Hickman, Leo.....1917, 19
Hicks, Charles.....1990
Hicks, Cornelius.....1993
Hicks, Jordan.....2000
Hicks, Rik.....2010-13
Hietbrink, John.....1982-83
Hight, Bob.....1961-63
Hileman, Jake.....2003
Hill, A.J.....2011-13
Hill, Bennie.....1963-64
Hill, Dale.....1934-36
Hill, Nick.....2005-07
Hill, Sam.....1936, 39
Hillman, Henry.....1956-57
Hillyard, Edward.....1936, 40
Hinderleiter, Woodrow.....1932
Hines, Garrett.....1988
Hinkley, Henry.....1942
Hinton, Marvin.....1980-82
Hochertz, Martin.....1987-90
Hodge, Clarence.....1930-31
Hodge, Merlin.....1955
Hodges, Harlan.....1921
Hodges, James.....1942
Hoffman, Beau.....2006-09
Hohs, William.....1966
Holden, Sam.....1966
Holder, Lynn.....1931-34

Holderer, Jack.....1964
Holland, Daryl.....1995-96
Holley, Curtis.....2003-04
Holliday, George.....1934, 36-39
Hollinger, Doug.....1967-68
Hollingshed, Jason.....2001-04
Holmes, Kevin.....2014
Holt, Guy.....1916
Holtgrewe, Joe.....1975
Homan, Tony.....1994
Honore, Byron.....1976-79
Hood, Estus.....2004
Hook, James.....1925, 26-28
Hook, James.....1920
Hopkins, Leonard.....1972-75
Hopson, Al.....1974-75
Hopson, Torre.....2015
Horne, Ernest.....1970-71
Horst, Robert.....1972
Hosman, Joe.....1974-76
Hough, Howard.....1938-40
House, Kevin.....1976-79
Howard, Fred.....1967
Howell, Rob.....1984-87
Hubbard, Ronald.....1991-93
Hudgens, Robert.....1929
Hudspeth, Bob.....1967-68
Huelsmann, Vince.....1984
Huff, Rick.....1977
Huffman, Edward.....1944
Huffman, Nyle.....1921
Huffman, Otis.....1921
Hughes, Cyril.....1925
Hughes, Jermaine.....2015
Hughes, Joe.....1947- 48
Hughes, Roland.....1929
Hultz, Bob.....1967-68
Humphrey, Kaleb.....2012
Hunter, Charles.....1922
Hunter, Leo.....1932-33
Hunter, Taylon.....2010-13
Hurdle, Jay.....1986-87
Huske, Joe.....1951-52
Huss, Henry.....1922

I

Iannotti, Mark.....2014-15
Imperiale, Frank.....1959-61
Ingram, Devan.....2015
Ingram, Myron.....1925-26
Ippolito, Tommy.....1973-76
Isaiah, Terrence.....2010-11
Isola, Arnold.....1954
Isom, Daquan.....2015
Iubelt, George.....1942
Ivy, Mario.....2002
Iwema, Connor.....2014-15
Izzo, Pat.....1996-97

J

Jakovich, Jason.....1990-93
Jackson, Antione.....2002-05
Jackson, James.....1997-98
Jackson, Jason.....1995-96
Jackson, Jatton.....1996-97
Jackson, Kevin.....1987
Jackson, Markese.....2014-15
Jackson, Michael.....2000
Jackson, Terry.....2004
Jackson, Tony.....1983-84
Jackson, William.....1971-73
Jacobs, Brandon.....2004
Jacobs, Dave.....1994
Jahnke, Josh.....2015
James, Cameron.....2010-13
James, Connor.....2008-11
James, Darrell.....2015
James, Eugene.....1965
James, Kenny.....2014
Jankowski, Dave.....1978
Jansco, Jan.....1958-59
Jansons, Pete.....1985, 87-88
Jarvis, Bob.....1954
Jenkins, Al.....1965
Jenkins, Lane.....1958

ALL-TIME ROSTER

Jensen, Scott.....1980
Jett, Herman.....1982
Jett, Phillip.....1971-73
Johnson, Arthur.....1978-80
Johnson, Austin.....2012, 15
Johnson, Bob.....1946-48
Johnson, Clayton.....2005-07
Johnson, Cliff.....1951-54
Johnson, Ed.....1952-55
Johnson, Frank.....2003-05
Johnson, Greg.....1967, 69
Johnson, Irvin.....1962
Johnson, James.....1931
Johnson, Jeff.....1990-92
Johnson, Lavere.....1923-24
Johnson, Norm.....1964-66
Johnson, Richard.....1980-83
Johnson, Tyrunne.....1988
Johnston, James.....1926, 28
Joiner, Jarrod.....1997-00
Jones, Braden.....2005-06
Jones, Curtis.....2001-02
Jones, Damon.....1994-96
Jones, Gussie.....1986-87
Jones, Howard.....1947
Jones, Jeff.....2002-05
Jones, Jimmy.....2014-15
Jones, Kevin.....1992
Jones, Matt.....1993-94
Jones, Mel.....1936
Jones, Nigel.....1996
Jones, Primus.....1972-75
Jones, Ralph.....1969-70
Jones, Robert.....1947
Jones, Skip.....1969
Jones, Steve.....1995-96
Jordan, Brandin.....2006-09
Jordan, Calvert.....1924
Jordan, Jamarquis.....2003-05
Jordan, Patrick.....2003-06
Jorgensen, Eric.....1986
Jourdain, Yonel.....1989-92
Joyce, Richard.....1967
Justice, Will.....2003-06

K

Kaczmarek, Mike.....1970-72
Kalapinski, Al.....1959-61
Kalla, Joe.....1953-54
Kalokoh, Mulku.....2011-12
Kapraun, Chuck.....1987
Karim, Deji.....2007, 09
Karnes, Jason.....1994
Kasser, Richard.....1972-73
Kavanagh, Larry.....1978-80
Kay, Doug.....1953
Kayser, William.....1917
Kea, DeJuan.....2003-04
Keaton, Henry.....1937
Kee, Arnold.....1965
Keller, Harry.....1938
Kelley, Bill.....1952
Kelley, Tim.....1966
Kelley, Richard.....1953-54
Kelly, Pat.....1948
Kemper, Robert.....1942
Kendall, Mike.....2001
Kendricks, Bob.....1951
Kennedy, Rodney.....1997-98
Kenner, Cedric.....1993-96
Kernes, Andrew.....2004-07
Kernes, Ryan.....2006-09
Kettelkamp, Zach.....2003-05
Keyes, Charles.....1935-36, 38
Kilgallon, Kevin.....1987-90
Kilgore, Reuben.....1914-15
Kilpatrick, Tom.....1957
Kimball, Melvin.....1989, 91
Kimbrel, Carl.....1961-63
Kimmel, Elbert.....1924
Kimpling, Guy.....1917
Kincaid, Josh.....2009
King, Andre.....1998-01
King, Brian.....1993-95
King, Eric.....1968-70

King, Micah.....2006
King, Nick.....2008-11
King, Pat.....1986-87
Kinney, Thomas.....2013-14
Kirk, Ron.....1986-89
Kirkpatrick, Seith.....1973-74
Kirksey, Mel.....1983, 85-86
Kleist, Mark.....1986
Knash, John.....1932-33
Knecht, Ray.....1959-60
Kobe, Kevin.....1988-02
Koenig, Edward.....1941
Kohler, Richard.....1971
Kombrik, Craig.....2006-07
Koresell, Chuck.....1965-66
Koutsos, Tom.....1999-03
Kraus, Frank.....1949-50
Kramer, Justin.....2002-05
Krawczyk, Mitchell.....1962-65
Krech, Ron.....1989-91
Kreke, Shane.....1995
Krieshok, Richard.....1955
Krisman, Dave.....1968-69
Kristoff, Larry.....1961
Krivis, Jason.....1996-97
Krol, Bob.....1970-72
Krolak, Gene.....1952-53, 56
Krumm, Richard.....1970, 72
Kuba, Roger.....1966-68
Kupec, Chris.....2002-05

L

La Susa, Don.....1944
Laffoon, Robert.....1957
Laing, Thomas.....2002-05
Lamer, Glenn.....1923-24
Lamont, Mark.....1974
Lamprakes, Israel.....2013-15
Landa, John.....1965
Landon, Rod.....1986
Lane, Blair.....2010-11
Lane, Herschal.....1970
Lane, Kendall.....2010-11
Langi, Jack.....1962-63
Lanier, Wilbur.....1968-69
Lantz, John.....2010-13
Lappin, Marion.....1919
Laputka, Thomas.....1969-70
Larik, John.....1942
Larson, Herb.....1989
Lathan, Raifield.....1977, 79-80
Lauder, James.....1930-31
Laurent, Darnell.....1990
Law, Derrick.....1991-92
Lawbaugh, LaRue.....1913, 15
Lawhorn, Jim.....1996-99
Lawler, Jim.....2007
Lawrence, Duane.....1994-97
Laws, Joe.....1972, 74-75
Layton, Lonnie.....1988-89
Leach, Robert.....1975-76
Leake, Daryl.....1978-80
LeBlanc, Nigel.....2005-06
Ledbetter, Don.....1949, 51
Ledbetter, Harry.....1913, 15
Lee, Cory.....2011-14
Lee, Denard.....1922, 23
Lee, Frank.....1954
Lee, Hugh.....1968
Lee, James.....1973
Lee, John.....1914-15
Leigh, Keith.....1966
Lenich, Mike.....1932-34
Lentz, Fred.....1924
Leonard, Ron.....1965
Leonhard, Bill.....1988
Leonord, Weithley.....2004-06
Lepsi, Bill.....1962-63
Lerch, Charles.....1960-62
Leslie, Allen.....1981-82
Lester, Jack.....1957
Levester, Duncan.....1981-83
Lewis, Carlton.....2012
Lewis, Charles.....1944
Lewis, Dante.....2011-12
Lewis, David.....2009-12

Lewis, Jabril.....2007
Lewis, Max.....1938
Lewis, Ranette.....1955-58
Lewis, Richard.....1974-75
Lewis, Torian.....2015
Lindsey, Jeff.....1990
Lindsey, Corey.....2007-10
Lingenfelter, Ralph.....1915
Lingle, Leo.....1936
Linton, Gary.....1975-77
Lipinski, Ron.....1988
Little, Ken.....1979-80
Little, Brent.....2002-05
Littleford, Warren.....1947-50
Littles, Travis.....2008-11
Lo Scalzo, Tony.....1974
Lockett, Louis.....1981-82
Lockwood, Aaron.....2005-08
Lockwood, Chris.....1978-81
Long, Jeff.....1988, 90
Long, Kurt.....2006
Longmeyer, John.....1959-61
Lonnnon, Jeff.....1989
Louden, Francis.....1925-28
Loukas, George.....1970-72
Love, Lawrence.....1973-76
Lovin, Jim.....1946-49
Lowes, Justin.....2003-06
Lowry, Clarence.....1945
Loy, Voris.....1925, 27
Luce, Steve.....1996
Lundstedt, Jerrod.....1999
Lundy, Ian.....2005-06
Luster, Larry.....2006-07
Lutz, Harry.....1926-29
Lyerla, Robert.....1945
Lynch, James.....1955, 57
Lynch, Leonard.....1992-95

M

Mackey, Carl.....1992-93
MacLachlan, Jackson.....2011-12
Madison, Herb.....1968-69
Madison, Travis.....1999-01
Magee, Archie.....1959-60
Maggitt, Anthony.....2001
Major, Vic.....1974, 76
Malcome, Ken.....2013-14
Malinsky, William.....1941-42, 46-47
Malone, Homer.....1949-50
Malone, Jim.....1967-68
Malone, Willis.....1950
Mangham, Ernest.....1987-88
Manley, Jon.....1988-91
Mann, Gary.....1974
Manning, Percy.....1963
Manu, Wayne.....1991-92
Marano, James.....1957-58
Marberry, James.....1941
Marks, Lamont.....1974
Marlow, Glenn.....1966-68
Marquez, Darren.....2005-07
Marshall, Chris.....2012
Marshall, Frank.....1913-15
Martin, Carl.....1981, 83
Martin, Craig.....1989-90
Martin, Dean.....1929
Martin, Glenn.....1929-30, 31
Martin, John.....1942
Martin, Justin.....2001
Marvin, Glen.....1980
Mason, Carl.....1921
Mason, Rob.....1985-88
Massey, Tom.....1963-64, 66
Masta, Gary.....1988-89
Mathes, Earl.....1916
Mathewson, Derek.....2014-15
Mathieu, Charles.....1946-47
Mattson, Blake.....2012-13, 15
Matykievich, Mark.....1992-93
Mauck, Carl.....1966-68
May, Layman.....1937
Mayberry, James.....1941
Mays, Orlan.....1996
McAlley, Fred.....1973-74

McAllister, Ryan.....1998-02
McAnelly, Ken.....1970-71
McArthur, Mike.....1976-78
McArthur, Andrew.....1926-29
McBerry, Cortez.....2001-04
McCall, Mika'il.....2012-14
McCall, Steve.....1991
McCann, Jim.....1955-56
McCartney, Ron.....1965
McClanahan, Ray.....1954
McClellan, Derrick.....1985
McClelland, Carlo.....1998-99
McCormick, Joe.....1960
McCoy, Gaylord.....1980
McCrea, Andrew.....2015
McCreary, Ben.....1916-19
McCullough, Chris.....2000-02
McCullough, Hassan.....1995
McDaniel, Elmer.....2003-04
McDavid, C.J.....1995-96
McDonald, Willie.....1996
McElroy, Mike.....2007-11
McFadden, James.....2009, 11
McGhee, Nate.....1984-87
McGinnis, Bret.....1947-48
McGinnis, Mike.....1963-65
McGowan, Glenn.....1931
McGowan, John.....1981-82
McGowan, Louis.....1925
McGuire, Kenneth.....1935-38
McIlrath, Asa.....1921-23
McIntosh, Matt.....2015
McIntosh, Paul.....2009-11
McKay, Jim.....1967-69
McKinney, LaSteven.....2011-14
McKinnis, Paul.....1930
McKnight, Tony.....1984
McLaughlin, William.....1923-25
McLeod, David.....1992-23
McMillan, Bob.....1934
McMillan, Franklin.....1937-38
McMullin, Jessy.....2010-11
McNabb, Bobby.....1984-87
McNair, Tracy.....1993
Meier, Eric.....1986-89
Meier, Matt.....1989-91
Meister, Cory.....1995
Melick, Ray.....1975-76
Melson, Richard.....1957-59
Melville, Clayton.....2011-12
Merriweather, Darius.....2013-14
Messamore, Paul.....1940
Meyerhoff, David.....2014-15
Meyr, Keith.....1972
Michel, Caryle.....1942
Michuda, Mark.....1975-78
Mick, Steve.....1976-77
Mielock, Mark.....1979-80
Migielicz, Ed.....1937, 39
Miles, Dave.....1956
Millender, Tori.....2015
Miller, Bill.....1955
Miller, Blake.....2011-14
Miller, Brian.....1988-90
Miller, Chris.....1973-74
Miller, Donald.....1957-59
Miller, Gene.....1963-65
Miller, Greg.....1995-96
Miller, Matt.....2001-04
Miller, Ron.....1983-86
Milosevich, Nick.....1941-42
Milosevich, Sam.....1944-46
Mims, Obadiah.....2007
Mines, Herman.....1939-41
Minor, Brandon.....2014-15
Minton, Bert.....1931
Minton, Jim.....1961-63
Mitchell, Byron.....1985, 87
Mitchell, Jeffrey.....1941-42
Mitchell, Milton.....1999
Mitchell, Shawn.....2012, 14
Mixon, Chauncey.....2006-09
Mixon, Jonathan.....2015
Mize, Logan.....2005
Moe, Todd.....2006-07

Moe, Trevor.....2004-07
Molla, Paul.....1978-81
Moncrief, Melvin.....1973
Mondoni, John.....1935-36
Monge, Dee.....1969-70
Montes, Cipriano.....2002
Mooney, George.....1999-00, 2002-03
Mooney, Paul.....2003-04
Moore, Antonio.....1987-90
Moore, Ben.....2001
Moore, Chris.....1992
Moore, Harry.....1924-25
Moore, Ivy.....1972-75
Moore, Jerry.....1965
Moore, John.....1986
Moore, Justin.....1995-96
Moore, Ken.....1960-61
Moorman, Howard.....1932-35
Moran, Ron.....1991-92
Morawski, William.....1932-35
Moreland, Alexis.....2001-04
Moreland, Jarien.....2013
Morgan, Dalton.....2011-13
Morgan, Frank.....1952
Moritz, Bob.....1967-70
Morris, Bryce.....2006-09
Morrison, Drew.....1983, 85-86
Morse, Ronald.....1967-68
Morse, Steve.....2008-09
Morton, Jeff.....1999-02
Moss, Paul.....1945
Mougey, Bob.....1969
Mougey, Doug.....1964-66
Mountain, Hal.....1924
Mullane, Dave.....1961-62
Mullen, Eric.....1989-90
Mullins, Larry.....1991, 1993-95
Mullins, Marvin.....1999
Murphy, Jim.....1992-93
Muggrave, Franklin.....1919
Muggrave, Harold.....1939
Myers, Bob.....1948
Myers, Chris.....1992-95
Myers, Monroe.....1919, 21

N

Nails, Norris.....1971-72
Nazir, Salman.....1995
Neal, Mark.....1991-94
Neal, Robert.....1948
Neal, Ryan.....2014-15
Neber, Lawrence.....1918, 21
Neely, Boris.....1979
Neidig, Nick.....2014
Neiry, Charles.....1951
Neitzel, Chuck.....1990-92
Nerone, Albert.....1936-37
Newell, Jason.....2000-01
Newlands, Brian.....1969-70, 72
Newquist, Kyle.....2013-15
Newton, Robert.....1939
Newton, Thomas.....1926-29
Niedbalski, Jack.....1977-78
Nighswonger, Jeff.....2000
Nilsson, Norman.....1944
Nitti, Mike.....2006-09
Nolbertowicz, Bryan.....1995-98
Nolda, Jason.....1998-99, 2001
Norman, Ed.....1981-83
North, Tom.....1934-37
Norwood, Bill.....1956-58
Notario, Jake.....2013-15
Novak, Richard.....1974
Nsubuga, Derrick.....2010
Nuby, Walter.....1981

O

O'Boyle, Dennis.....1971-73
O'Boyle, Mike.....1970-71
O'Brien, William.....1941-42
O'Connor, Joey.....1988-89
O'Day, Mike.....1983-84
O'Day, Pat.....1958
O'Malley, Earl.....1962-64

ALL-TIME ROSTER

O'Malley, James1932-34
O'Neil, Jason1997-00
O'Neill, Charles1960-62
Oakley, Tracey1982
Obiora, Eze2011-12
Oehlert, William1941
Okon, Joe2009-12
Oliver, Ian1988-91
Olsen, Austin2015
Olson, Gary
Organ, John1949
Osborn, Orm1946
Orsburn, Nate1995-97
Otis, Mark1970-72
Oyler, Charles1948-50

P

Pachello, Burt1992-93
Packard, Scott1968
Page, Ron1984-86
Palermo, John1977-79
Pancoast, Brad1970-71
Pantaleo, Vic1963-65
Paopao, Tyler1999
Parker, Charles1952-53
Parker, Edward1913-16
Parker, Sidney1913-15
Parks, Ken1988-89
Parola, Tony1968
Parrish, Larry1954
Pasquino, Frank1982, 84-85
Patrick, Bill1967-68
Patterson, Charles1931, 33-35
Patterson, Mike1969-70
Patterson, Paul1985-88
Patterson, Vernon1923
Patton, Albert1930-31
Patton, Malcolm1942
Patton, Ryan2006-09
Payne, Quorey2002-05
Payne, Tyrone1980
Payton, Shawn1994
Peabody, William2000
Pearson, Alger1914-15
Pearson, Keith1977
Peer, Henry1985, 87-88
Pemberton, Charles1966
Pemberton, Mike1967
Pendergrass, Jon2001
Penley, Ted1929
Perkins, Chris2015
Perkins, Larry1971-73
Perry, Anthony1991-92
Perry, William1988-89
Peters, David1987-90
Peterson, Grant1962
Petroff, Les1976-79
Petruncio, Dave1969-70
Pfizinger, Duke2006-07
Phibbs, Bruce1983-86
Philipp, Mark2002-05
Phillips, James1977-80
Phillips, Rudy1964
Pickard, David2008-11
Pieron, Jay1942, 46-48
Pierre, Max2002
Pierson, David1993-94
Pigg, Charles1942
Pittman, Kenyun2001
Pizinski, Mike1997
Phia, Steve1981-82
Phia, Thomas1977-80
Pilgard, Brad1982-83
Pitchford, Alonzo1925
Pitts, Bob1953
Plater, Wade1915
Podzielinski, Josh2015
Pollack, Charles1964
Pollock, Cody2014
Pollock, Vern1960-62
Poole, Jordan2011-14
Poole, Walter1979-81
Potete, Sherrard1999-00
Potter, Lamont2002-03
Powell, Gary1973-74

Powell, Jim1970-72
Powell, Richard1924
Prange, Cap1971
Presume, Bryan2011-13
Prindle, William1933-37
Privett, Fred1952
Proctor, Bob1948
Proctor, Wesley2001-03
Propes, Eugene1950
Prudent, Brian1993-95
Pruitt, MyCole2011-14
Prussman, Paul1952
Pucylowski, Austin2010-13
Pugh, Pierre1980-82
Puhr, Bruce1972-74
Pulos, Chris1982
Purdy, John2008-09
Purnell, Ercel1924
Pyatt, Kenneth1923-24, 28

Q

Quarles, Orbe1936
Quillen, Vic1967-68
Quinn, Burnell1976-79

R

Racki, Tim1989
Radcliff, Tony1986
Rader, Bryan1993-94
Rager, Mike1979-80
Ragsdale, Roy1942, 46-47
Rand, John2006-07
Randolph, Kendric2014
Rashid, Bilal2000-02
Ratcliff, Cecil1982-83
Ravanesi, Scott2006-09
Raymond, Paul1937
Re, Nick1957-58
Reagans, Rodney2010
Redmond, Tim1982-85
Reed, Alvin1977-79
Reed, Billy2013-15
Reed, Kevin2011-12
Reed, Matt2002
Reed, Robert1938
Reed, Sam1971-72
Reese, Devon2006-07
Reeves, Donnie2000
Reeves, Robert1931-33
Reicherter, Doug1997
Reid, Dan1990
Reid, Dave1969-71
Reid, David1994-96
Reid, Doug1989-90
Remsey, Jim1993
Renaud, Vic1987-89
Rende, John1974
Renfro, Donald1919
Rennix, George1963
Restivo, Paul1957
Rhodes, Irvin1962-64
Rich, Justin2003-04
Richard, Nelson1957-60
Richards, Eddie1965-66
Richey, Gordon1971-72
Richmond, Billy1970-71
Richmond, Courtney2011-14
Riffer, Monty1963-65
Riggs, Donald1946-47, 49
Rinella, Tony2002-05
Robert, Charles1928
Robert, Earl1944
Roberts, Bob1966
Roberts, James1973-74
Roberts, Jim1982
Robertson, Charles1935
Robertson, C.J.2008-11
Robertson, Ellsworth1929-31
Robinson, Brandon2001-03
Robinson, Dan1972
Robinson, Jamarcus2013-14
Robinson, Tirrell1996-97
Robinson, JerMarsh1999-00
Robinson, Johnny1996
Robison, Clarence1977-79

Rockwell, Andre2000-02
Rockwell, Lindell1930
Rodgers, Allan1954-55
Rodgers, Boo2010-11, 13-14
Rodgers, Marty2006-09
Rodgers, Valdrew1973-76
Rodriguez, Eugene1959-62
Roebuck, Justin1989-92
Rogers, Charles1951
Rogers, John1923
Rogers, Orlando1996, 98
Rogers, Robert1924-25
Rohe, Joe1961-62
Roots, John1989-90
Rosas, Fred2005
Ross, Claude1924
Ross, Clyde1958
Ross, Wayne1996
Roth, Tom1988-91
Rothschild, Charles1945
Rowatt, Howard1938-39
Rowells, Craig1969-71
Ruege, Matthew1988
Ruggles, Randy1981-82
Rung, Jim1988-91
Rushing, Jack1968, 70-71
Rushing, Marion1954-57
Rushing, Ryan2010
Russell, Robert1916
Russo, Kyle2009-11
Ruth, Matt2004-07
Rutkowski, John1992
Ruzich, John1946, 48

S

Sambursky, Joel2002-05
Samuels, Brian1995, 97
Sanderlin, Kevin1984-85
Sanders, Bill1966
Sanders, Harvey1936
Sanders, Matt2002
Sandusky, Michael1998-99
Sasewich, Tim1968
Satwian, Tim1988-89
Sauerwein, George1930
Sawyer, George1947
Schaefer, Brice2000-02
Schedel, Ralph1916
Scheffler, Matt1999-02
Scherlong, Bob1950
Schermer, Brian1989
Schiller, Tim1987-89
Schmelzer, Dean1970, 72
Schneider, Jack1952-54, 55
Schoch, Tedd1966-70
Schoemaker, Richard1914-15
Schroeder, Henry1919
Schroeder, John1975, 78
Schullian, Chris1995
Schuette, Craig1972-74
Schumacher, Philip2009-10
Schumacher, Ryan1986
Schumacher, Zach2002
Schuster, Myron1941, 46
Schwartz, Walker1916
Schweinberg, Bob1950
Scott, Arglita1994-96
Scott, Bart1998-01
Scott, Frank1932
Sealby, Reid2015
Seaman, Jason2007-10
Seaman, Ken1973-76
Seay, Anthony2006, 08, 10
Secker, Girard1959-60
Seelman, Dick1946-48
Seibert, Jim1962-63
Seiler, Rich1978-79
Seilheimer, William1958-60
Seliga, Cliff1973
Seman, Dan2000
Seman, Tony1993-95
Senter, Ed1991-92
Sexton, James1946
Seymour, DeVondre2015
Shannon, Carver1955-58

Shasteen, Mark1999-01
Sharp, Richard1945
Shellhaas, Phil1995-96
Shelton, Bonnie1961, 63-64
Shelton, Ezell1986-87
Shephard, Carey1983
Sherman, Damian2007-08
Sherrill, Luke2008-11
Sherrill, Rodney1975-76
Shields, Dan1968
Shields, J.D.1944
Shine, T.J.2010
Shinskia, Naji2006-07
Shipp, Greg1980-83
Shipula, Dave2005-06
Short, Dave1975-78
Skadeland, Josh2013
Silas, Sam1959-62
Simon, Withney2015
Simmons, Dwight1973-74
Simonton, Matt1996-98
Sims, Blake2006-08
Sims, Calvin2001-02
Sims, Teddy2000
Sinkewitz, Giles1953-54
Sisney, Paul1931-32
Siville, Leroy1949, 53
Skadeland, Josh2012-15
Skeate, Walter1994, 96-98
Skinkis, Kevin1994-97
Skornia, Kent1997-98
Sledge, Ashley1981-83
Sloan, Bobby1984-87
Slobodnik, Richard1962
Slowinski, Robert1955
Small, Harold1975
Smith, Brandon2003-06
Smith, Clarence1913-15
Smith, Dan1952-53
Smith, Dan1941
Smith, Dan1995
Smith, Dave1984-87
Smith, Dave1993-96
Smith, Dick1968-71
Smith, Elbert1936-39
Smith, Gerald1955
Smith, James2001-04
Smith, Otis1935-36
Smith, Paul1913-15
Smith, Robert1985
Smith, Robert1932-33
Smith, Rodney2002
Smith, Russell1914-15
Smith, Ryan1994-95
Smith, Shawn2006-09
Smith, Steve1997-98
Smith, Travis1987-89
Smith, William1940
Smothers, Clint1990-93
Smythe, Robert1937-40
Snyder, Charles1914-15
Snyder, James1991-92
Solomon, Kitray2013-14
Sorgen, Carl1924
Sorgen, Ernest1925, 27
Souarin, Emmanuel2012
Souther, Dolph1936
Spain, Carlton1974-76
Spann, Robert2009-10
Speed, Matt2007
Spencer, Tim1984-87
Spenner, Andy1998
Spielman, Rick1983-86
Spiller, J.R.1927-28
Spillers, LaMarcus2000
Spivey, Craig1988
Spivey, Sebron1983, 85-86
Spratt, Bill1952, 55
Stahlhut, Warren1964-65
Stahlke, Nate1969, 71-72
Staley, Jerry1963
Stam, Steve1992-93
Standiford, Luke2009-12
Stanfel, Brandon2014-15
Stanton, Aaron2015

Stanton, Robert1944
Stasik, Joe1970
Staubitz, Frank1917
Stegman, Jason2010-12
Stephens, Clarence1929-32
Stepter, Lavar2000
Step toes, Charles1955-58
Stevens, Jack1946-47
Stevenson, James1983, 85
Stewart, James1997-98
Stinson, Leslie1916
Stinson, Quentin1947
Stocker, Harvey1948
Stodghill, Jack1951
Stone, Michael1970-71, 73
Stone, Robert1959
Stormont, Cannon1930, 32
Story, Bill1970-72
Stotlar, Gene1945-46
Stotlar, John1942
Stotlar, Raymond1927-28
Stout, Don1951
Stovall, Dante1997-00
Strother, Steve2009-12
Strainic, Dick1953
Stranan, Greg1981
Straub, Sam2015
Strawn, Bill1980
Strickland, Mike1990-93
Striegel, Thomas1978-81
Stroup, David1952-54
Strusz, Charles1938
Stumpf, Henry1938-39
Suggs, Keith2013
Sullivan, James1972-73
Sullivan, Josh2012-15
Summers, Dwayne1988-91
Summerville, Shawn1998
Sutherlin, Chris2001-04
Sutton, Lloyd1936
Sutton, Tim1970-72
Swain, Billy1990-93
Swanson, Bob1956
Swanson, Kayon2009-12
Swoboda, Paul1950
Swofford, Paul1929-31
Sylvester, Nate2015

T

Tabacchi, Gene1953-54
Taylor, Alva1931
Taylor, Derrick1981-84
Taylor, Earl1917, 19, 21
Taylor, Freddie1994-97
Taylor, Larry2005-07
Taylor, Terry1980-83
Teague, Charles1998
Teets, Carl1954
Teiber, Mike1997
Terp, Chris2002
Terrell, Demetrius2004-05
Thames, Wayne1966
Theopanopulos, George1945
Thomas, Johnny1995-96
Thomas, Noble1932
Thomas, Renell2005-06
Thomas, William1981-84
Thompson, Anthony2012-15
Thompson, Bill1946, 48
Thompson, B.J.2007, 09
Thompson, Jim1960-62
Thompson, Michael1973-75
Thompson, Thomas1971-72
Thomure, Robert1969-72
Thornton, Mihael2009-10
Thurman, Howard1932
Thurston, Justin2005-08
Thuston, Luke2010-13
Tiberi, Louis1951
Tillman, Andre2006-07
Tinajero, Josh2012
Tinsley, Lance1990-92
Tinsley, Todd2006-07
Tison, Joe1970-71
Tolen, William1992-95

ALL-TIME ROSTER

Townes, William.....1938-41
 Tovia, Tavita.....1997-00
 Traband, Morton.....1939-41
 Tranchitella, Brian..1991, 93-95
 Trapani, Joe.....1948
 Travelstead, Loren.....1936
 Travelstead, Paul.....1924
 Tretter, Alfred.....1968
 Tripp, Laverne.....1932
 Trulove, Glenn.....1928
 Tucker, Andy.....1995
 Tucker, Jaratio.....1996
 Tucker, Ron.....1953
 Turner, Alan.....2004-07
 Turner, Craig.....2004-07
 Turner, Micah.....2002-05
 Tweedy, Hewey.....1942,44

U

Uffelman, Scott.....1988
 Underwood, Curtis.....1975, 77
 Upchurch, Dakota.....2015
 Upthegrove, Jay.....2002-06
 Urban, Charles.....1975

V

Vagas, Jack.....1977
 Van Dril, Matt.....2009-11
 Van Dyke, Ralph.....1983-86
 Vance, Melvin.....2003
 Vance, Willie.....1975
 Vanderpluym, John.....1950-52
 Vaughn, Anthony.....1986
 Vaughn, Kareem.....1995-97
 Vea, Jefferson.....2015
 Veach, John.....1925-28
 Ventetuolo, Don.....1961-63
 Veremis, Nick.....1952
 Vickers, Bryan.....1979
 Vincent, Matt.....2012
 Vinson, Don.....1979-80
 Vinson, Jack.....1934
 Visinia, Natu.....2004
 Volini, Steve.....1987
 Volkman, Tom.....1981
 Von Holt, Dan.....1975-76
 Voorhees, Craig.....1969

W

Wafford, Nick.....1999-02
 Wagner, Bryce.....2015
 Wagner, Larry.....1962-63
 Waithe-Alexander, Khari...2014-15
 Walker, Brad.....2004
 Walker, Brandon.....2001-02
 Walker, Brian.....1995-97
 Walker, Clarence.....1959-60
 Walker, Eugene.....1980-82
 Walker, Houston.....2010-13
 Walker, Kenny.....2007
 Walker, Kyle.....2006-09
 Walker, Lucien.....2007-10
 Walker, Myron.....2010
 Walker, Scott.....1991-92
 Wallace, A.J.....2005-06
 Wallner, Ed.....1968-69
 Walsh, Frank.....1980-82
 Walter, Cameron.....2014-15
 Wangelin, William.....1950-51
 Wardynski, Joe.....1992-93
 Ware, Jeff.....1980-82
 Warfield, Henry.....1953-55
 Wargo, David.....1991-92
 Warner, Harry.....1915
 Warner, Larry.....2007-08
 Warren, Andrew.....1919
 Warren, Charles.....1962-64
 Warren, Gregory.....1976-77
 Warren, Hill.....1917
 Wartko, Tony.....1979-81
 Washington, Cortes.....1995
 Washington, Kelly.....1998
 Washington, Steve.....1969
 Washington, Trey.....1979
 Washington, Tyrone1985-86

Watkins, Lawrence.....1994-98
 Watson, Richard.....1930-31
 Watson, Shane.....1986-87
 Watters, J.P.....1985-86
 Weathersby, Steven.....1973-75
 Webb, Louis.....1917
 Webber, Duane.....1954
 Weber, Marc.....2003
 Weber, Rich.....1963-64
 Wedell, Ed.....1980-82
 Wedemeier, Steve.....1989-90
 Wegerer, Jimmy.....2005-06
 Weiler, Joe.....1917
 Weishaar, Matt.....2003-04
 Weite, Jason.....1998-99
 Welbourn, Thomas.....1975
 Wells, Tim.....1989-90
 Werner, Kent.....1952-54
 West, Ryan.....2013-14
 Westhoff, James.....1962
 Wetzell, Dan.....1983-85
 Whalen, Patrick.....2005
 Wheeler, Charles.....2003
 Wheeler, Dave.....1956-58
 Wheeler, James.....2008
 Wheeler, Steve.....1977-80
 Wheelwright, Ernest.....1960
 Whitaker, Royal.....2002-05
 White, Adrian.....1982
 White, Jim.....1984-86
 White, Richard.....1956
 White, Richard.....2007-09
 Whitehead, John.....1999-00
 Whitler, Ralph.....1938
 Whitlock, Arkee.....2004-06
 Whitlock, Craig.....1966
 Whittaker, Herschel.....1913-15
 Whittenberg, Wayne.....1916
 Wibbenmeyer, Tyler.....2015
 Wiese, Pat.....1990-92
 Wietecha, Daren.....1984-85
 Wiggins, Emil.....1932-33
 Wiley, Floyd.....1926
 Wilhelm, Craig.....1969
 Wilkerson, Sam.....1995-97
 Wilkerson, Willie.....1964-66
 Wilkins, Anton.....2009-10
 Wilkinson, William.....1947
 Williams, Anthony.....2004-07
 Williams, Arthur.....1978-79
 Williams, Brandon.....2006-09
 Williams, Brandon.....2012-15
 Williams, Gene.....1959-62
 Williams, Hill.....1965-67
 Williams, LaVarus.....2011
 Williams, Lionel.....2002-05
 Williams, Luke.....1998
 Williams, Madei.....2001
 Williams, Mike.....1991-92
 Williams, Mike.....1998-99
 Williams, Robert.....1969
 Williams, Robert.....1949
 Williams, Sam.....1999
 Williams, Stewart.....1925-28
 Williams, Tom.....1991
 Williams, Wayne.....1952-55
 Williamson, Harry.....1944
 Williamson, Tyler.....2012-14
 Willingham, Brandon.....2014
 Willis, Gordon.....1975
 Willis, Tay.....2013-14
 Willis, Walter.....1928
 Willis, Walter.....1926
 Willoughby, Clyde.....1921-23
 Wilmot, Jeremy.....1994
 Wilson, Andy.....1981,83
 Wilson, Chuck.....1985-86
 Wilson, DiMarrcus.....2008-10
 Wilson, Everett.....1983
 Wilson, Gerald.....1970-71
 Wilson, John.....1982-83
 Wilson, Leo.....1950-51, 53
 Wilson, Richard.....2009-12
 Wilson, Robert.....1932
 Wilson, Terrell.....2010-13

Wimberly, Don.....1931-32
 Wims, Lorenzo.....2005-06
 Winn, Otis.....1919
 Winter, Ronald.....1959-61
 Winton, Pete.....1961-63
 Wirth, Ethan.....2012-15
 Wirth, Tom.....1966-67, 69
 Wise, Jack.....1972-74
 Wise, J.T.....2003-06
 Wisz, Tom.....1968
 Woods, Desmond.....1992-93
 Wolfe, Larry.....1964-66
 Wolfenbarger, Arlie.....1932-34
 Wolfenbarger, Bill.....1936-38
 Woll, Freelee.....1927-29
 Wood, Novel.....1955
 Wood, Ryan.....2010-12
 Woodbury, Lee.....1996
 Woods, Anthony.....1985-87
 Woods, Desmond.....1985-86
 Woods, Kevin.....1975-78
 Woodward, James.....1979-80
 Woolm, J.D.....1994
 Wooten, Ryant.....1987-88
 Wrenn, Terry.....1983-84
 Wrenzinski, Brady.....2005
 Wright, Archie.....1931
 Wright, Fred.....2007-09
 Wright, Leroy.....1988-91
 Wright, Paul.....2002-05
 Wynn, Andrew.....2001, 2003

Y

Yates, Wesley.....1987-89
 Yesufu, Gabriel.....2003
 Yonkus, Ed.....1952
 Youmans, Reece.....1988-89
 Young, Daryl.....1982-83
 Young, Kendrick.....2007-08
 Yuskos, Joe.....1954

Z

Zabrowski, Len.....1952
 Zaeske, Al.....1969
 Zima, Don.....1950
 Zoetman, Jeff.....1992-94
 Zumbahlen, James.....1977

Assistant Coaches

Ashton Aikens.....2014-15
 Rocky Alt.....1977
 Brian Anderson.....2001-07
 Scott Anderson.....1984-85
 Warren Anderson.....1982
 Carl Angelo.....1982-83
 Todd Auer.....2014-15
 Mike Barry.....1977-79
 E.L. (Doc) Bencini.....1955-58
 Jim Bentivoglio.....1984-87
 Mark Bolick.....1968-69
 James Bosco.....1953
 Cap Boso.....1995-97
 Ike Brigham.....1972-73
 Dan Brooks.....1978-79
 Don Burke.....1956
 Kenni Burns.....2008-09
 Russell Bush.....1950-52
 Jim Caldwell.....1978-80
 Bill Callahan.....1989
 Frank Chizevsky.....1964-65
 Tracy Claeys.....2001-07
 John Corn.....1950
 Don Cross.....1960-65
 Steve Crutchley.....2008-11
 Jay Cunningham.....1977
 Kalen DeBoer.....2010-13
 Mike Deck.....1994-96
 Bill Dodd.....1970-76
 Tom Dosch.....2008-09
 Dave Dunkelberger.....1997-99

David Elson.....2014-15
 Dan Enos.....1998
 Kevin Faulkner.....1999-00
 Linwood Ferguson.....1994-96
 Austin Flyger.....2012-15
 Bob Franz.....1952-62
 Bill Freeberg.....1946-47
 Randy Gaschler.....1974-75
 Bob Hailey.....1970-76, 97-00
 Gerry Hart.....1964-65, 89-91
 Randy Hedberg.....2008-13
 Brad Hewitt.....1986-87
 Nick Hill.....2014-15
 Lynn Holder.....1947-50
 Harland Hodges.....1947
 Don Horton.....1994-96
 Jim Jackson.....2010-13
 Curtis Jones.....1974
 Stanley King.....1988-90
 Joe Kinnan.....1973
 Warren Klawiter.....1970-72
 Bill Knuckles.....1964-65
 Ron Lambert.....1997
 Bob Ledbetter.....1970-71
 Leland (Doc) Lingle.....1927-49
 Tommie Liggins.....1997-00
 Matt Limegrover.....2001-07
 Phil Longo.....2008-09
 Jim Lovin.....1951
 Joe Lutz.....1965
 Mike Mahoney.....1997
 Fred Manuel.....1982-83
 Pat Marciniak.....1967-68
 Glenn (Abe) Martin.....1938
 Bill Matan.....1974-75
 Charles Mathieu.....1951
 Tom Matukewicz.....2001-07
 Carl Mauck.....2006-07
 Harold Maxwell.....1960-63
 Bob Mazie.....1967-71
 Bill McConnell.....1977-79
 Larry McDaniel.....1984-87
 Jerry McGee.....1967-69
 Jeff McInerney.....1988
 Greg McMahon.....1988
 Dave McMichael.....1979-81
 Phil Meyer.....1989-93, 2009-13
 Mike Michaels.....1983-87
 Doug Miller.....1987
 Keith Murphy.....2014-15
 Craig Naivar.....1998-99
 Pat Naughton.....1966-68
 Jared Nessland (SC).....2008-10
 Bill O'Boyle.....2013-15
 Tom O'Boyle.....1968-73
 Bill O'Brien.....1950
 David Paffenroth.....1998-00
 Bill Patrick.....1975
 Carmen Piccone.....1955-58
 Patrick Poore.....2001-07
 Albert (Buzz) Preston.....1984-86
 Jan Quarless.....1978, 1980-82
 Anthony Randle.....2002-03
 Carl Reese.....1969
 Rob Reeves.....2001-07
 Fred Riley.....1988
 Bryce Saia.....2004-07
 Wesley Salyer.....2000
 Jay Sawvel.....2001-07
 Tom Schertz.....1992-93
 Eric Schmidt.....2008-13
 Bubba Schweigert.....2008-13
 Jim Sells.....1955-56
 Tom Seward.....1990-93
 Bob Shaw.....1981
 Harry Shay.....1959-63
 Rod Sherrill.....1983-88, 1996-98
 Jackie Shipp.....1994-96
 Richard (Moe) Smith.....1980
 Larry Slade.....1984-85
 Rich Solomon.....1975-76

Frank Sovich.....1964-65
 Joel Spiker.....1976
 John Steger.....2010-11
 Travis Stepps.....2006-15
 Charlie Strong.....1986-87
 Dick Tate.....1973
 Jim Taubert.....1983
 Jim Tompkins.....1988
 Dick Towers.....1966
 Rick Trickett.....1980-81
 Joe Tumpkin.....1998-99
 Andy Vaughn.....1959
 Jim Vechiarella.....1976-77
 Sam Venuto.....1989-93
 Kevin Verdugo.....2000
 Michael Vite.....2000
 Larry Warner.....2014-15
 Mike Wallace.....1980-83
 D.J. Wardynski.....1993-94
 T.J. Weist.....1994-96
 Adrian White.....1999-00
 Scott Whittier.....1994-95
 Jim Wilkinson.....1948-58
 Kirby Wilson.....1991-92
 Alex Wood.....1981
 Ralph Young.....1989-92
 Jim Zebrowski.....1998-99

MVFC COMPOSITE SCHEDULE

September 3, 2016

	Location	Time	TV
Charleston Southern at NDSU (A27)	Fargo, N.D.	6:30 p.m.	ESPN
Southwestern (Kan.) at Missouri State (S1)	Springfield, MO	6:00 p.m.	ESPN3
Western Illinois at Eastern Illinois (S1)	Charleston, IL	6:00 p.m.	OVC Net
Duquesne at Youngstown State (S1)	Youngstown, OH	6:30 p.m.	ESPN3
South Dakota at New Mexico (S1)	Albuquerque, NM	8:00 p.m.	ROOT
Butler at Indiana State	Terre Haute, IN	2:00 p.m.	ESPN3
Southern Illinois at Florida Atlantic	Boca Raton, FL	5:00 p.m.	
Valparaiso at Illinois State	Normal, IL	6:00 p.m.	ESPN3
South Dakota State at TCU	Fort Worth, Texas	7:00 p.m.	FSN
UNI at Iowa State	Ames, Iowa	7:00 p.m.	CycloneTV

September 10, 2016

	Location	Time	TV
Youngstown State at West Virginia	Morgantown, W.V.	1:00 p.m.	
Weber State at South Dakota	Vermillion, SD	2:00 p.m.	ESPN3
Illinois State at Northwestern	Evanston, IL	2:30 p.m.	BTN
Eastern Washington at North Dakota State	Fargo, N.D.	2:30 p.m.	
Indiana State at Minnesota	Minneapolis, MN	3:00 p.m.	ESPNNews
Northern Arizona at Western Illinois	Macomb, IL	3:00 p.m.	ESPN3
Montana at UNI	Cedar Falls, IA	4:00 p.m.	PSN/ESPN3
Drake at South Dakota State	Brookings, S.D.	6:00 p.m.	
SE Missouri State at Southern Illinois	Carbondale, IL	6:00 p.m.	
Missouri State at Murray State	Murray, KY	6:00 p.m.	OVC Net

September 17, 2016

	Location	Time	TV
North Dakota State at Iowa	Iowa City, IA	11:00 a.m.	ESPN
Eastern Illinois at Illinois State	Normal, IL	2:00 p.m.	CSN/ESPN3
Robert Morris at Youngstown State	Youngstown, OH	3:00 p.m.	ESPN3
South Dakota at North Dakota	Grand Forks, ND	4:00 p.m.	ESPN3
Cal Poly at South Dakota State	Brookings, S.D.	6:00 p.m.	
UNI at Eastern Washington	Cheney, WA	6:00 p.m.	
Murray State at Southern Illinois	Carbondale, IL	6:00 p.m.	
Indiana State at SE Missouri State	Cape Girardeau, MO	6:00 p.m.	OVC Net

September 24, 2016

	Location	Time	TV
Western Illinois at Northern Illinois	DeKalb, IL	TBA	
Illinois State at Indiana State *	Terre Haute, IN	2:00 p.m.	ESPN3
Missouri State at Kansas State	Manhattan, KS	6:00 p.m.	K-State TV

October 1, 2016

	Location	Time	TV
Illinois State at North Dakota State *	Fargo, N.D.	1:00 p.m.	
Missouri State at Indiana State *	Terre Haute, IN	2:00 p.m.	ESPN3
South Dakota at Youngstown State *	Youngstown, OH	3:00 p.m.	ESPN3
Southern Illinois at UNI *	Cedar Falls, IA	4:00 p.m.	PSN/ESPN3
Western Illinois at South Dakota State *	Brookings, S.D.	6:00 p.m.	ESPN3

October 8, 2016

	Location	Time	TV
UNI at South Dakota *	Vermillion, S.D.	2:00 p.m.	ESPN3
Youngstown State at Illinois State *	Normal, IL	2:00 p.m.	CSN/ESPN3
North Dakota State at Missouri State *	Springfield, MO	2:00 p.m.	ESPN3
Indiana State at Western Illinois *	Macomb, IL	3:00 p.m.	ESPN3
South Dakota State at Southern Illinois *	Carbondale, IL	6:00 p.m.	ESPN3

October 15, 2016

	Location	Time	TV
South Dakota at Indiana State *	Terre Haute, IN	2:00 p.m.	ESPN3
Western Illinois at Missouri State *	Springfield, MO	2:00 p.m.	ESPN3
South Dakota State at North Dakota State *	Fargo, N.D.	2:30 p.m.	
Southern Illinois at Illinois State *	Normal, IL	6:00 p.m.	CSN/ESPN3
UNI at Youngstown State *	Youngstown, OH	6:00 p.m.	ESPN3

October 22, 2016

	Location	Time	TV
Missouri State at UNI *	Cedar Falls, IA	1:00 p.m.	ESPN3
Illinois State at South Dakota *	Vermillion, S.D.	2:00 p.m.	ESPN3
Indiana State at Southern Illinois *	Carbondale, IL	2:00 p.m.	ESPN3
Youngstown State at South Dakota State *	Brookings, S.D.	2:00 p.m.	
North Dakota State at Western Illinois *	Macomb, IL	6:00 p.m.	ESPN3

October 29, 2016

	Location	Time	TV
Southern Illinois at Missouri State *	Springfield, MO	2:00 p.m.	ESPN3
South Dakota State at Illinois State *	Normal, IL	2:00 p.m.	CSN/ESPN3
Western Illinois at South Dakota *	Vermillion, SD	2:00 p.m.	ESPN3
Indiana State at Youngstown State *	Youngstown, OH	3:00 p.m.	ESPN3
North Dakota State at UNI *	Cedar Falls, IA	6:00 p.m.	PSN/ESPN3

November 5, 2016

	Location	Time	TV
UNI at Indiana State *	Terre Haute, IN	12:00 p.m.	ESPN3
Illinois State at Western Illinois *	Macomb, IL	1:00 p.m.	ESPN3
Missouri State at South Dakota State *	Brookings, S.D.	2:00 p.m.	ESPN3
South Dakota at Southern Illinois *	Carbondale, IL	2:00 p.m.	ESPN3
Youngstown State at North Dakota State *	Fargo, N.D.	2:30 p.m.	

November 12, 2016

	Location	Time	TV
Southern Illinois at Youngstown State *	Youngstown, OH	11:00 a.m.	ESPN3
Missouri State at Illinois State *	Normal, IL	12:00 p.m.	ESPN3
UNI at Western Illinois *	Macomb, IL	1:00 p.m.	ESPN3
South Dakota at South Dakota State *	Brookings, S.D.	2:00 p.m.	
Indiana State at North Dakota State *	Fargo, N.D.	2:30 p.m.	

November 19, 2016

	Location	Time	TV
North Dakota State at South Dakota *	Vermillion, S.D.	2:00 p.m.	ESPN3
Youngstown State at Missouri State *	Springfield, MO	2:00 p.m.	ESPN3
Western Illinois at Southern Illinois *	Carbondale, IL	2:00 p.m.	ESPN3
South Dakota State at UNI *	Cedar Falls, IA	4:00 p.m.	ESPN3

Road to the FCS Championship

The NCAA Division I Football Championship provides for a field of 24 teams. Eleven (11) member conferences have been granted automatic qualification for the championship. The remaining 13 teams will be selected at-large by the NCAA Division I Football Championship Committee.

The top eight teams in the 24-team bracket for the championship will be seeded. Team pairings will be determined according to geographical proximity. Teams from the same conference will not be paired for first-round games or for second-round games when both teams are playing their first games of the championship (except for teams from the same conference that did not play against each other during the regular season; such teams may play each other in the first and second round).

Eight first-round games will be conducted on the campus of one of the competing institutions, and the winners will advance to the second round. The second round features eight games (including the eight teams that received a first-round bye) on the campus of one of the competing teams. Second-round winners meet in the quarterfinals on the campus of one of the competing institutions. Quarterfinal winners will advance to the semifinals on the campus of one of the participating institutions. The winners of the semifinal games will play in the 2017 NCAA Division I Football Championship Game in Frisco, Texas, on January 7.

MEDIA SERVICES

Saluki Media Services

Shipping Address:

Saluki Media Services
Room 127, Lingle Hall
Carbondale, IL 62901

Phone: (618) 453-7236

Press Box: (618) 453-1980



Tom Weber -- Associate AD / Media Services

Contact: Men's Basketball, Men's Golf

Office: (618) 453-7235

Cell: (618) 528-1111

E-Mail: tomweber@siu.edu



John Lock -- Associate SID

Contact: Football, Baseball

Office: (618) 453-7102

Cell: (309) 333-0132

E-Mail: jtlock2@siu.edu




William Becque -- Associate SID

Contact: Volleyball, Women's Basketball, Track & Field

Office: (618) 453-5470

Cell: (618) 559-2624

E-Mail: william.becque@siu.edu



Drew Hoffman -- Graduate Assistant

Contact: Softball, Swimming & Diving, Women's Tennis

Office: (618) 453-7236

Cell: (217) 652-2791

E-Mail: drew13hoffman@siu.edu

Directions to Saluki Stadium

• From the West...

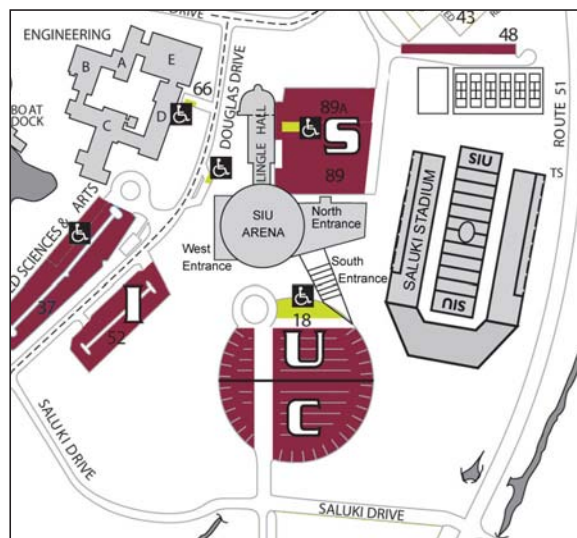
Take Interstate 64 East to Route 127 South (mile marker 50). Route 127 joins Route 13 at Pinckneyville (23 miles south of I-64). Take Route 13 into Carbondale. Make a right at US 51. Turn right on Saluki Drive. The stadium is on your right.

• From the North and East...

Take Interstate 57, exit at Marion and go west on Route 13. Stay on Route 13 until crossing the railroad tracks in downtown Carbondale. Make a left at US 51. Turn right on Saluki Drive. The stadium is on your right.

• From the South...

Take US Highway 51 North towards Carbondale. Make a left on Saluki Drive. The stadium is on your right.



Saluki Radio L-R: Mike Reis, Gene Green, Connor James

Saluki Sports Network

Saluki Hall of Fame broadcaster Mike Reis returns for his 38th year as the "Voice of the Salukis." Reis will be joined once again by analyst Gene Green, who is in his 19th season. Former Saluki linebacker Connor James will start his third season as sideline analyst.

Radio Network Affiliates

WVZA 105.1 FM in Carbondale (Flagship)

KYRX 97.3 FM in Cape Girardeau, Mo.

WRXX 95.3 FM in Centralia, Ill.

WRUL 97.3 FM in Carmi, Ill.

WEBQ 102.3 FM in Eldorado, Ill./Harrisburg, Ill.

WMOK 920 AM in Metropolis, Ill./Paducah, Ky.

WVMC 1360 AM in Mt. Carmel, Ill.

WHCO 1230 AM in Sparta, Ill.

KATZ 1600 AM in St. Louis, Mo.

MEDIA SERVICES

Silkworm Inc. Press Center

The Silkworm Inc. Press Center for working press is located on the south end of the third floor of the press box at Saluki Stadium. It opens two hours prior to game time. Radio, coaches and TV booths are located in the center of the third floor of the press box.

Meals will be served prior to kickoff. Media credentials are required for admittance to the press box and for meals.

Game programs and flip cards will be made available in the press box while all game notes, statistics and media guides will be available on SIU's game day web page, where you can also find a link to the game viewer for live in-game stats.

Postgame statistics and play-by-plays will be provided in the press box after the game.

Complimentary wireless Internet is available for use. An SIU IT representative will be on hand to assist media members accessing the wireless network.

A limited number of phone lines and hard-wire ethernet outlets are available for use on a first-come, first-serve basis in the Silkworm Inc. Press Center. Dial "9" to get an outside line.

Credentials

Credentials are required for entrance to the press box or access to the field (for photographers). To request a season or single-game press credential and/or sideline credential, please e-mail Football SID John Lock at jtlock2@siu.edu.

Credential requests should be made by sports editors or sports directors of accredited media outlets and should be limited to working media only. Because of limited space, requests should be made as early as possible. Family/friends of credentialed media members will not be granted access to the press box.

Credentials will be mailed to the requesting individual or organization if time permits or sent to the visiting school's sports information director for distribution. Credentials can also be picked up in the Media Services office located in Room 127 of Lingle Hall or at the media will call at Saluki Stadium.

Credentials will be issued to working media only. Media credentials are not transferable and use by anyone other than members of the working media is unauthorized. News organizations allowing unauthorized individuals to use credentials will have their credentials revoked for the remainder of the year.

Sideline Access

Sideline access is closely monitored at Saluki Stadium. In addition to a media credential, field photographers must obtain an armband that allows access to the sideline. Armbands will be available on the third floor of the press box. The armband must be worn in plain sight at all times. Please observe NCAA regulations and shoot from the designated areas. Photographers must shoot from behind the white lines between the 25-yard line and the back of the end zone on either side of the field.

Game Day Parking

Media working on deadline may request parking access in Reserved Lot C located in the circle lot on the south side of the SIU Arena. Names will be provided to the parking attendant on game day. Other media should park in the non-reserved lot directly south of Saluki Drive.

Postgame Procedure

Postgame interviews will take place in the Tedrick Auditorium, located in the Boydston Center across the hall from the football offices. Head coach Nick Hill and requested players will be made available in the football auditorium approximately 10 minutes following the game.

SIU's locker room is closed following games. The visiting team's locker room is located on the bottom floor of Lingle Hall. The visiting SID will establish postgame interview policies for their coach and players.

Football E-Mail List

If you would like to be added to the Saluki football E-mail list to receive news about the team, please e-mail John Lock at jtlock2@siu.edu.

Interviews During the Week

Head coach Nick Hill will hold a weekly press conference on Mondays in the Tedrick Auditorium on the second floor of the Boydston Center.

Player interviews will be conducted post-practice on Tuesdays and Wednesdays. Media should send interview requests by e-mail to John Lock by 5 p.m. on Sunday evening. Please coordinate this interview with a member of the Media Services staff.

Players may not be interviewed without permission from Media Services. Cell phone numbers will not be given out.

Out of town media wishing to conduct interviews with players or coaches may do so by phone. Please contact John Lock to arrange an interview.

Practice Policies

Training camp practices are open to the media, unless otherwise noted. A weekly interview schedule will be distributed to the e-mail list. Media must remain on the sidelines at all times. When Coach Hill speaks to the team as a group after practice, media must remain on the sideline.

Media may watch practice during the season on Tuesdays and Wednesdays. On days the team practices in Saluki Stadium, members of the media must move into the stands. Video and still photographers may shoot the first 20 minutes of actual practice time.

Missouri Valley Football Conference Call

On the first Tuesday of each month throughout the season, all MVFC head coaches will participate in a monthly teleconference. Audio replays of the conference call are available at www.valley-football.org. For more information contact Mike Kern, (314) 444-4326, at the conference office.

ORIGIN OF THE SALUKIS

Several members of the Southern Illinois University athletic staff suggested a new nickname in 1951. The teams had been known as the Maroons since intercollegiate athletics began in 1913. The name became official on March 19, 1951, when the student body overwhelmingly approved “Salukis” as the new symbol of SIU athletics, easily besting “Rebels,” “Knights,” “Flyers,” “Marauders,” and “Maroons.”

The oldest purebred dogs in the world with records dating back to 3600 B.C., the Saluki is an ancient Egyptian hunting dog known for its speed and hunting prowess.

So why is the name Salukis relevant to Southern Illinois? Natives of southern Illinois know that the region is frequently referred to as “Egypt.” Historian Baker Brownell, in his book “The Other Illinois,” explained how the region came to be known as Egypt.

He wrote, “There was a drought in the northern counties (of Illinois) in the early 1800s...the wheat fields dried up, the streams died in their beds. But in Southern Illinois, rain fell and there were good crops, and from the north came people seeking corn and wheat as to Egypt of old. Thus, the name, Egypt.”

The 19th century drought in Illinois parallels the Biblical account of the country of Egypt.

“There was famine in all lands; but in all the land of Egypt there was bread. All the earth came to Egypt to Joseph to buy grain, because the famine was so severe. And (Jacob) said, ‘Behold, I have heard that there is grain in Egypt; go down and buy grain for us there, that we may live, and not die.’ So 10 of Joseph’s brothers went down to buy grain in Egypt.” (Genesis 41:54b, 57, 42:2-3).

In Egypt at that time, Salukis were accepted as the finest animal a family could possess. Adopting such a well-respected dog as its mascot fit perfectly for a school in a region known as “Little Egypt.”

History of Official Saluki Mascots

King Tut	1953-54
Burydown Datis	1956-65
Ornah Farouk	1956-65
Desert Dusk	1957-69
Desert Dawn	1957-69
Lord Sundanya	1957-69
Lady Syriana	1957-69
Sarra Aribi	1968-69
Billa-de-Esta	1969-77
Amira	1968-78
Yembo Aribi	1968-79
Bir Sheba Cairo	1970-78
Debbie	1979-83
Bandit	1979-85
Shariff	1980-82
Khalid	1980-90
Thunder	1982-91
Shabaka	1987-97
Tut II	1998-04
Grace	2004-05
Fabian	2004-05
Khalila	2004-05

Multiple dogs have served as mascot since 2005.

King Tut’s Tomb

The tomb of King Tut was moved from McAndrew Stadium to its current spot between the SIU locker room in the Donald Boydston Center and Saluki Stadium. Before each home game, the Salukis walk out of the locker room and pat Tut’s Tomb for good luck on the Saluki Walk to the tunnel where they run into the stadium. King Tut was the first live Saluki dog mascot, and he was buried in the northeast corner of McAndrew Stadium.



FOOTBALL AT BUSCH STADIUM

On Sept. 21, 2013, the Salukis made history by playing the first-ever college football game at Busch Stadium in St. Louis. In front of a crowd of nearly 15,000 fans, the Salukis beat Southeast Missouri State, 36-19.





HOME OF THE SALUKIS

SALUKIS