



7 Regular Season MVC Championships - 4 MVC Tournament Championships
 Itchy Jones Stadium
 www.SIUSalukis.com - @SIU_Baseball
 Baseball SID: Rico Cruz - E: rrcruz@siu.edu - C: (785) 375-1723

**Southern Illinois (11-44, 6-15 MVC) AT Missouri State (41-10, 18-3 MVC)
 Eck Stadium - Wichita, Kan.**

2015 Schedule

Date	Opponent	Time (CT)
2/13	at TCU	L, 5-0
2/14	at TCU	L, 16-4
2/15	at TCU	L, 11-0
2/20	vs. Eastern Kentucky #	W, 4-1
2/21	vs. Eastern Kentucky #	L, 5-4
	vs. Eastern Kentucky #	L, 4-3
2/22	vs. Eastern Kentucky #	L, 5-2
2/25	vs. Murray State	L, 3-2 (11)
2/28	at Western Kentucky	L, 8-6
	at Western Kentucky	L, 9-1
3/1	at Western Kentucky	L, 11-6
3/7	vs. Northern Illinois	W, 5-4
3/8	vs. Northern Illinois	L, 8-2
	vs. Northern Illinois	L, 3-0
3/10	at Belmont	L, 9-4
3/13	at #19 Illinois	W, 2-0
3/14	at #19 Illinois	L, 6-2
3/15	at #19 Illinois	L, 4-1
3/17	at UT Martin	L, 8-7
3/20	vs. Wichita State *	L, 3-2
3/21	vs. Wichita State *	L, 20-6 (7)
3/22	vs. Wichita State *	L, 13-3 (8)
3/25	vs. Austin Peay	W, 14-3
3/27	at Bradley *	L, 1-0
3/28	at Bradley *	L, 10-0
3/29	at Bradley *	W, 5-3
3/31	at Murray State	L, 9-8
4/2	vs. Central Arkansas	L, 5-2
4/3	vs. Central Arkansas	L, 8-3
4/4	vs. Central Arkansas	L, 6-5
4/7	vs. Belmont	L, 11-1
4/8	vs. Arkansas State	L, 10-8
4/10	at Indiana State *	W, 5-3
4/11	at Indiana State *	W, 7-4
4/12	at Indiana State *	L, 6-2
4/14	at SEMO	L, 7-4
4/15	at Austin Peay	L, 17-6
4/17	vs. Illinois State *	W, 7-6 (10)
4/18	vs. Illinois State *	L, 13-4
4/19	vs. Illinois State *	W, 9-7
4/21	vs. SEMO	W, 6-2
4/22	vs. UT Martin	L, 11-9
4/24	vs. #15 Dallas Baptist *	L, 6-3
4/25	vs. #15 Dallas Baptist *	L, 5-4
4/26	vs. #15 Dallas Baptist *	L, 7-4
4/28	vs. #8 Illinois	L, 7-5
5/1	at Evansville *	L, 4-3
5/2	at Evansville *	L, 6-5
5/3	at Evansville *	W, 5-4
5/8	vs. Missouri State *	L, 1-0
5/9	vs. Missouri State *	L, 5-0
5/10	vs. Missouri State *	L, 5-3
5/14	at St. John's	L, 9-2
5/15	at St. John's	L, 8-5
5/16	at St. John's	L, 4-3

MISSOURI VALLEY CONFERENCE TOURNAMENT
 5/20-5/23 TBD TBD

* Missouri Valley Conference Game
 # LakePoint Sports Complex - Emerson, Ga.
 - All times listed are Central Time

DUE UP

The Salukis open post-season play against Missouri State in the first round of the 2015 MVC Championships in Wichita, Kan. SIU plays in the third game of the day beginning at 4 p.m.

SIU POTENTIAL STARTERS

CHAD WHITMER

Chad Whitmer is 0-5 this season with an ERA of 4.79. The sophomore RHP has made three starts this season, with his last coming against Missouri State. In that game, Whitmer pitched seven innings and held the Bears to one run on four hits. Whitmer is tied for third on the team with 33 strikeouts.

BRYCE SABLOTNY

As SIU's Saturday starter, Bryce Sablotny should see work this week. The redshirt senior enters the tournament holding a 1-4 record and an ERA of 4.13. He has made nine starts this season for the Salukis and ranks first on the team with 65.1 innings pitched. His last start saw Sablotny pitch five innings against St. John's, giving up two runs on eight hits in a no-decision.

AARON HAUGE

Aaron Hauge is also a potential starter for the Salukis in the MVC tournament. Hauge is 3-4 this season with an ERA of 3.30. His best game of the season came in a 2-0 win over No. 2 Illinois. In that game, Hauge held the Illini scoreless for eight innings. His performance in that game was recognized when he earned his first career MVC Pitcher of the Week honor. Hauge leads the Salukis with 62 strikeouts this season.

SCOUTING THE SALUKIS

SIU finished the regular season with an 11-44 record overall, 6-15 in the MVC. The team is hitting .253, led by senior Parker Osborne with a .309 batting average. Freshmen Chase Slone and Greg Lambert lead the Salukis with hits, Slone with 62 and Lambert with 59. Lambert also totals 23 RBIs on the season, the most for the Salukis this year. After sitting out for nearly a month due to injury, senior Aaron Hauge returns to the Salukis' pitching rotation, leading the team in wins (3), ERA (3.30) and strikeouts (62). The Salukis are the 8th seed going into the tournament.

MISSOURI STATE SERIES NOTES

SIU is 35-65 all-time against Missouri State since 1988. Under coach Henderson, the Salukis are 5-10 against the Bears, including 0-3 this season.

SCOUTING THE BEARS

The Missouri State Bears finished as the MVC Regular Season Champions after leading the conference with an 18-3 record in the Valley and a 41-10 record overall. The Bears have won 12 consecutive games, with the team's last loss in April against Illinois State. Missouri State boasts the best pitching staff in the league, with a 2.87 ERA. Jon Harris and Matt Hail lead the Bears' in pitching, Harris with a 2.08 ERA and six wins, Hail with a 2.38 ERA and nine wins. The Bears are hitting .295 as a team, tied with Dallas Baptist for the Valley's best team average. Freshman Jake Burger leads the team with a .335 batting average, 68 hits and 40 RBIs.

REWRITING HISTORY

With his 19th double of the season coming against Evansville, freshman Logan Blackfan has made his way into the SIU record book by tying for eighth-place for most doubles in a single season. With one more double, Blackfan will be tied for fifth-place in SIU history. The all-time leader is Chris Serritella with 24 in 2012.

GETTING TO THE PLATE

This season, Southern has 1876 at-bats which is tops in the MVC.

SACRIFICE!

Will Farmer has been one of the best in the MVC a dropping a sacrifice bunt, as he ranks second in the conference with 12 this season.

TURN TWO

The Salukis have been one of the top defensive teams in the MVC, as they have fielded a league-leading 55 double plays, 13 more than second place Dallas Baptist.

PITCHING PROBABLES

May 20 vs Missouri State 4:00 p.m. CT.
 TBD (SIU) vs. TBD (MSU)
Video: TBD
Radio: WVZA 105.1-FM
Live Stats: Statbroadcast.com
Twitter: @SIU_Baseball

May 21 vs TBD Time: TBD
 TBD (SIU) vs. TBD (TBD)
Video: TBD
Radio: TBD
Live Stats: Statbroadcast.com
Twitter: @SIU_Baseball

MVC STANDINGS

Team	Conference	Overall
Missouri State	18-3	41-10
Dallas Baptist	15-6	41-11
Bradley	10-11	32-18
Wichita State	10-11	24-31
Illinois State	9-12	27-25
Evansville	8-13	29-22
Indiana State	8-13	27-24
Southern Illinois	6-15	11-44

SIU QUICK FACTS

Location	Carbondale, Ill
Founded	1869
Enrollment	17,964
Nickname	Salukis
Conference	Missouri Valley
President	Randy Dunn
Interim Athletics Director	Dr. Harold Bardo
Head Baseball Coach	Ken Henderson
First Season	1947
All-Time Record	1,808-1,294-11
2014 Record	26-31 (8th in MVC)

2015 ROSTER

No.	Name	Pos.	Year	B/T	Ht.	Wt.	Hometown	Last School
2	Tyler Rolland	OF	SR	L/L	6-1	200	Broken Arrow, Okla.	Cowley County CC
4	Anthony Shimkus	RHP	R-SO	R/R	6-3	185	Chicago, Ill.	De La Salle Institute
6	Ryan Netemeyer	RHP	FR	R/R	5-10	155	Belleville, Ill.	Mascoutah HS
7	Connor Kopach	INF	SO	R/R	6-0	170	Westmont, Ill.	Downers Grove North
8	Nick Hutchins	C	FR	R/R	6-0	215	Franklin, Tenn.	Franklin HS
9	Taylor Martin	C	R-JR	R/R	6-2	205	Franklin, Tenn.	Walters State
10	J.C. DeMuri	OF	SO	R/L	6-3	210	Manchester, Mo.	Parkway West
12	Alex Lesiak	RHP	JR	R/R	6-5	220	Tinley Park, Ill.	Parkland CC
13	Parker Osborne	OF	SR	R/R	6-1	205	Chandler, Ariz.	Chandler-Gilbert CC
14	Braden Mosley	OF	FR	R/R	6-1	210	Moline, Ill.	Moline HS
15	Will Farmer	INF	SO	R/R	5-10	180	Mundelein, Ill.	Mundelein HS
16	Greg Lambert	INF	FR	R/R	6-0	190	Athens, Ala.	Madison Academy
17	Dyllin Mucha	OF	SO	L/L	6-0	170	Centennial, Colo.	Cherry Creek HS
18	Jacob Williams	RHP	R-SO	R/R	5-10	180	Cisco, Ill.	Monticello HS
19	Drew Curtis	INF	SO	R/R	6-6	215	Glen Carbon, Ill.	Edwardsville HS
20	Chase Slone	INF	FR	R/R	5-10	155	Murfreesboro, Tenn.	Siegel HS
21	Michael Klein	OF	FR	R/R	6-4	200	Trenton, Ill.	Wesclin HS
22	Austin Covers	LHP	FR	L/L	6-3	185	Crystal Lake, Ill.	Prairie Ridge HS
23	Ryan Sabo	INF	SO	R/R	6-0	200	Brentwood, Tenn.	Ravenwood HS
24	Colin Holderman	RHP	FR	R/R	6-5	200	Bourbannais, Ill.	Bradley-Bourbannais
25	Logan Blackfan	OF/INF	FR	L/L	6-0	215	Cordova, Tenn.	Houston HS
26	Bryce Sablotny	RHP	R-SR	R/R	6-3	210	Chatham, Ill.	Lincoln Land CC
27	Aaron Hauge	LHP	R-SR	L/L	6-0	205	Homewood, Ill.	Heartland CC
28	Chad Whitmer	RHP	SO	R/R	6-3	195	South Bend, Ill.	Penn HS
30	Jake Hand	C	SO	R/R	5-9	195	Highlands Ranch, Colo.	Thunder Ridge HS
31	Michael Baird	RHP	FR	R/R	6-4	200	Parker, Colo.	Legend HS
33	Hunter Anderson	INF	FR	R/R	6-0	200	Brentwood, Tenn.	Brentwood HS
34	Connor McFadden	RHP	R-SO	R/R	6-3	210	Highlands Ranch, Colo.	Highlands Ranch HS
35	Kyle Pauly	LHP	SO	L/L	6-0	185	Glenview, Ill.	Glenbrook South HS
36	Colten Selvey	RHP	JR	R/R	6-0	230	Liberal, Mo.	Jefferson College
40	Kyle Pruemer	RHP	SO	R/R	6-4	265	Teutopolis, Ill.	Teutopolis HS
44	Jack Granath	RHP	R-FR	R/R	6-6	195	Rockton, Ill.	Hononegah HS
45	Austin McPheron	RHP	SO	R/R	6-4	250	Johnston City, Ill.	Johnston City HS

Alphabetical Roster

No.	Name	Pos.	Year
33	Hunter Anderson	INF	FR
31	Michael Baird	RHP	FR
25	Logan Blackfan	OF/INF	FR
22	Austin Covers	LHP	FR
19	Drew Curtis	INF	SO
10	J.C. DeMuri	OF	SO
15	Will Farmer	INF	SO
44	Jack Granath	RHP	R-FR
30	Jake Hand	C	SO
27	Aaron Hauge	LHP	R-SR
24	Colin Holderman	RHP	FR
8	Nick Hutchins	C	FR
21	Michael Klein	OF	FR
7	Connor Kopach	INF	SO
16	Greg Lambert	INF	FR
12	Alex Lesiak	RHP	JR
9	Taylor Martin	C	R-JR
34	Connor McFadden	RHP	R-SO
45	Austin McPheron	RHP	SO
14	Braden Mosley	OF	FR
17	Dyllin Mucha	OF	SO
6	Ryan Netemeyer	RHP	FR
13	Parker Osborne	OF	SR
35	Kyle Pauly	LHP	SO
40	Kyle Pruemer	RHP	SO
2	Tyler Rolland	OF	SR
26	Bryce Sablotny	RHP	R-SR
23	Ryan Sabo	INF	SO
36	Colten Selvey	RHP	JR
4	Anthony Shimkus	RHP	R-SO
20	Chase Slone	INF	FR
28	Chad Whitmer	RHP	SO
18	Jacob Williams	RHP	R-SO

Coaching Staff:

Head Coach: 3 Ken Henderson (5th season)
 Pitching Coach: 11 P.J. Finigan (5th season)
 Assistant Coach: 5 Ryan Strain (5th season)
 Volunteer Assistant: 38 Tyler Hancock (1st season)
 Athletic Trainer: Ryan Schneider (1st season)

Pronunciations

Alex Lesiak Lee-See-ack
 Dyllin Mucha MOO-Ka
 Ryan Sabo SAY-bo
 Kyle Pruemer PREM-er
 Jack Granath GRUH-nath
 Aaron Hauge HOW-gee



Ken Henderson

HEAD COACH

Experience: 5th Year

Birthday: Sept. 28, 1960

Alma Mater: Missouri Southern State, 1983

At SIU: 25th Year



THE HENDERSON FILE

Born: Sept. 28, 1960
 Birthplace: Vinita, Okla.
 High School: Vinita (Okla.)
 College: Bachelor's degree, Missouri Southern State ('83)
 Spouse: Pam
 Children: Keegan, Connor

Coaching Experience

- Assistant Coach - Missouri Southern State (1983)
- Assistant Coach - Kansas State (1984-86)
- Assistant Coach - Oral Roberts (1987-89)
- Assistant Coach - Southern Illinois (1990-92)
- Associate Head Coach - Southern Illinois (1993-2010)
- Interim Head Coach - Southern Illinois (1994, 2011)
- Head Coach - Southern Illinois (2012-present)

Career Head Coaching Record

Year	Record	Pct.	MVC	Pct.	Finish
1994*	12-8	.600	8-8	.500	5th
2011*	23-34	.404	11-10	.524	5th
2012	31-28	.525	9-12	.429	6th
2013	25-33	.431	6-15	.286	7th
2014	26-31	.456	4-17	.190	8th
2015	11-44	.200	6-15	.286	--
Totals	128-178	.418	38-62	.380	--

Henderson served as interim head coach for the final 20 games of the 1994 season and entire 2011 season.

Career Head Coaching Record Against Opponents

Arkansas State	0-2	Mississippi State	0-1
Austin Peay	6-2	Mississippi Valley St.	3-0
Belmont	2-3	Missouri State	5-10
Bradley	11-10	Murray State	4-6
Central Arkansas	0-3	Northern Illinois	7-5
Creighton	5-6	Nicholls State	2-0
Dallas Baptist	1-10	North Florida	2-1
Eastern Illinois	2-2	Northern Iowa	2-1
Eastern Kentucky	4-3	Oral Roberts	1-0
Evansville	9-9	Penn	1-0
Georgia State	1-0	Purdue	2-4
Grambling	1-0	Saint Louis	1-3
Illinois	7-12	Saint John's	0-3
Illinois State	4-15	SE Missouri St.	5-5
Indiana State	8-11	South Alabama	0-3
IPFW	3-0	South Carolina	0-3
Jacksonville State	5-4	Stetson	1-0
Kennesaw State	1-2	TCU	0-3
Le Moyne	0-1	UAB	1-2
Louisiana Tech	0-1	UT Martin	5-5
Memphis	1-0	Western Illinois	1-0
Middle Tennessee	2-4	Western Kentucky	4-7
		Wichita State	5-13

Bold indicates MVC

Ken Henderson enters the 2015 season, his fifth as head coach of the Salukis. This is his 31st year as a Division I coach and his 25th as a member of the SIU coaching staff. A long-time assistant, Henderson took over as the interim head coach prior to the 2011 season following the passing of long-time friend and head coach Dan Callahan. The interim tag was removed following the 2011 season.

The 2015 squad will feature one of the youngest teams under Henderson, with 12 freshmen and 15 new players.

The 2014 team saw pitchers Sam Coonrod (5th round, San Francisco Giants) and Todd Eaton (34th round, Kansas City Royals) selected in the MLB draft. Under Henderson, the Salukis had six players drafted in four years.

In 2013, the Philadelphia Phillies drafted senior left-handed pitcher Cody Forysthe in the 25th round, making him the fourth Saluki draft pick in Henderson's time as head coach. Forysthe set the school record for career starts (49) and innings pitched (346.2) and finished fifth in career strikeouts (246). The 2013 squad also featured five All-MVC selections, including second-teamers Forysthe, Austin Montgomery and Todd Eaton.

In 2012 Henderson guided SIU to a 31-28 record, an improvement by eight wins over his first season as head coach, and advanced to the championship game of the MVC Tournament despite being picked to finish sixth in the conference. Southern recorded its first season with a winning record since 2008. One of the season highlights included a victory over No. 19 Stetson as the Dawgs swept their way through the Bright House Invitational, hosted by Stetson. In addition, the Salukis placed three players on the MVC's 2012 All-Tournament team with Brian Bajer, Todd Eaton and Serritella.

The 2012 team hit .294, second highest in the Missouri Valley. In addition, SIU led the conference in slugging percentage (.436), runs scored (378), hits (610), RBI (342), doubles (125), home runs (50), extra-base hits (185) and total bases (905) in 2012. The team's 125 doubles matched a school record.

First baseman Chris Serritella was named a 2012 All-American by five different organizations. He was a Baseball America first-team All-American, the first in 31 years at SIU. Serritella won the 2012 MVC batting title and led the conference in seven other offensive categories.

Serritella was drafted by the Phillies in the fourth round in 2012, and left-handed pitcher Nathan Dorris went to the Cubs in the 17th round. Henderson has coached a total of 37 players at Southern Illinois who have gone on to be drafted. Included on that list are 2009 World Series Champion Jerry Hairston, Jr. (retired), Jason Frasor (currently with the Kansas City Royals) and P.J. Finigan, now the pitching coach with Henderson at SIU.

In Henderson's five seasons as head coach, the Salukis have garnered 16 All-MVC spots, including five on the 2013 squad. The Dawgs have placed four players on the All-MVC first team during his tenure.

In 2011, Henderson's first full season as interim

head coach, he guided Southern Illinois to a fifth-place finish in the MVC, despite being picked to finish seventh in the preseason poll. SIU did so without two of its top players in Serritella and closer Lee Weld, who both missed the entire season with injuries. In addition, Aaron Snyder missed the majority of the season after he was projected to be a weekend starter for the Dawgs. Southern Illinois' 2011 roster featured 27 players, 19 of which were freshmen or sophomores.

Henderson also served as interim head coach for the final 20 games of the 1994 season and led SIU to a 12-8 record. Henderson guided Southern to a winning record that season after the club started the year winning just 15 of its first 33 games.

He came to Southern Illinois in the fall of 1990 as an assistant coach and held the title of associate head coach from 1993-2010 under head coaches Sam Riggelman and Callahan.

Prior to joining Southern Illinois for the 1991 season, Henderson served as an assistant coach at Oral Roberts where he assembled several recruiting classes that ranked among the nation's elite by Collegiate Baseball. In 1987, he helped ORU to a 49-14 record and runner-up finish at the NCAA West I Regional.

A 1983 graduate of Missouri Southern State, Henderson played for one of the nation's top NCAA Division II programs. Following graduation, he began his coaching tenure at his alma mater before moving on to coach at Kansas State from 1984-86.

Henderson is a native of Vinita, Okla. He and his wife, Pam, reside in Carterville and have two sons, Keegan and Connor.



Record: 11-44 Home: 5-20 Away: 5-21 Neutral: 1-3 MVC: 6-15

Player	avg	gp-gs	ab	r	h	2b	3b	hr	rbi	tb	slg%	bb	hp	so	gdp	ob%	sf	sh	sb-att	po	a	e	fld%
13 Osborne,Parker	.309	39-36	139	21	43	7	4	2	19	64	.460	6	4	33	2	.353	1	2	1-4	65	5	3	.959
23 Sabo,Ryan	.281	43-36	128	15	36	5	0	1	8	44	.344	12	4	39	1	.361	0	1	4-5	33	85	8	.937
16 Lambert,Greg	.281	52-52	210	23	59	8	0	2	23	73	.348	16	4	31	5	.342	1	0	1-2	282	46	8	.976
20 Slone,Chase	.273	55-55	227	26	62	4	0	1	17	69	.304	10	3	29	4	.311	1	6	3-4	99	161	5	.981
7 Kopach,Connor	.273	4-3	11	1	3	0	0	0	1	3	.273	0	2	3	0	.385	0	0	1-1	3	12	0	1.000
2 Rolland,Tyler	.262	41-40	130	15	34	5	1	0	9	41	.315	21	9	30	2	.400	0	3	0-1	63	7	2	.972
17 Mucha,Dyllin	.254	45-37	118	15	30	2	1	0	8	34	.288	22	2	21	0	.378	1	6	4-6	105	3	4	.964
25 Blackfan,Logan	.250	49-44	168	21	42	19	0	1	16	64	.381	15	3	47	4	.323	0	0	0-0	179	9	4	.979
8 Hutchins,Nick	.250	33-27	104	10	26	4	0	3	15	39	.375	5	2	27	3	.295	1	0	0-0	159	21	1	.994
14 Mosley,Braden	.250	32-20	68	11	17	1	0	2	12	24	.353	8	0	23	1	.329	0	2	2-5	55	3	2	.967
30 Hand,Jake	.235	40-29	115	13	27	3	1	0	13	32	.278	9	1	20	2	.296	0	1	0-1	23	0	3	.885
15 Farmer,Will	.223	55-55	211	21	47	6	0	0	17	53	.251	20	5	33	4	.304	1	12	2-6	118	133	9	.965
10 DeMuri,JC	.220	20-13	50	3	11	0	0	1	7	14	.280	2	0	18	0	.250	0	0	0-0	18	0	0	1.000
9 Martin,Taylor	.210	31-30	105	9	22	7	0	0	8	29	.276	6	2	24	1	.263	1	0	0-0	173	27	3	.985
33 Anderson,Hunter	.206	26-14	63	7	13	3	0	1	6	19	.302	2	2	19	0	.254	0	0	0-0	2	0	0	1.000
21 Klein,Michael	.095	17-3	21	2	2	1	0	0	0	3	.143	0	0	7	1	.095	0	0	0-0	13	1	0	1.000
24 Holderman,Colin	.000	16-4	8	0	0	0	0	0	0	0	.000	1	0	0	1	.111	0	0	0-0	1	4	2	.714
Totals	.253	55	1876	213	474	75	7	14	179	605	.322	155	43	404	31	.323	7	33	18-35	1412	581	65	.968
Opponents	.303	55	1843	369	558	131	14	33	337	816	.443	260	57	325	48	.401	23	37	41-65	1467	608	68	.968

LOB - Team (435), Opp (440). DPs turned - Team (55), Opp (36). CI - Team (1), Martin 1, Opp (1). IBB - Team (5), Rolland 2, Mucha 1, Farmer 1, Slone 1, Opp (1). Picked off - Kopach 2, DeMuri 1, Rolland 1, Lambert 1.

(All games Sorted by Earned run avg)

Player	era	w-l	app	gs	cg	sho	sv	ip	h	r	er	bb	so	2b	3b	hr	b/avg	wp	hp	bks	sfa	sha
22 Covers,Austin	0.00	0-0	1	0	0	0/0	0	1.0	0	0	0	0	0	0	0	0	.000	0	0	0	0	0
36 Selvey,Colten	2.84	1-2	16	0	0	0/1	4	19.0	11	7	6	15	8	3	0	0	.186	1	2	0	1	0
27 Hauge,Aaron	3.30	3-4	11	11	1	0/1	0	62.2	52	29	23	33	62	16	1	2	.233	11	3	1	1	5
18 Williams,Jacob	4.05	2-1	14	0	0	0/0	0	20.0	14	10	9	13	15	2	1	1	.200	3	4	0	0	0
26 Sablotny,Bryce	4.13	1-4	14	9	0	0/0	0	65.1	76	37	30	27	33	14	1	2	.299	4	5	0	2	7
28 Whitmer,Chad	4.79	0-5	17	3	0	0/0	0	47.0	54	30	25	22	33	12	1	2	.297	3	4	1	3	3
34 McFadden,Connor	5.50	0-1	8	3	0	0/0	0	18.0	17	14	11	18	16	2	0	0	.258	2	5	1	1	1
4 Shimkus,Anthony	5.74	0-4	17	0	0	0/0	0	26.2	38	24	17	17	26	8	2	3	.339	6	3	0	3	4
24 Holderman,Colin	7.20	2-2	11	3	0	0/0	0	35.0	34	30	28	21	14	13	2	1	.274	4	4	1	5	4
40 Pruemmer,Kyle	7.32	0-5	12	11	0	0/0	0	51.2	70	50	42	30	25	20	0	4	.323	1	3	2	1	4
44 Granath,Jack	7.36	0-0	3	0	0	0/0	0	3.2	5	3	3	0	3	2	1	0	.333	0	2	0	0	0
6 Netemeyer,Ryan	7.45	1-4	17	0	0	0/0	1	29.0	33	27	24	19	27	6	1	6	.287	5	5	0	1	2
35 Pauly,Kyle	7.59	0-2	3	3	0	0/0	0	10.2	13	9	9	3	4	0	1	2	.295	0	1	0	0	2
12 Lesiak,Alex	8.53	1-2	7	6	0	0/0	0	25.1	45	26	24	12	16	7	1	5	.402	4	2	1	2	2
31 Baird,Michael	8.69	0-4	17	2	0	0/0	0	39.1	66	43	38	14	39	16	2	4	.386	3	4	0	2	3
45 McPheron,Austin	16.53	0-4	9	4	0	0/0	0	16.1	30	30	30	16	4	10	0	1	.395	0	10	0	1	0
Totals	6.04	11-44	55	55	1	1/1	5	470.2	558	369	316	260	325	131	14	33	.303	47	57	7	23	37
Opponents	3.22	44-11	55	55	4	7/5	18	489.0	474	213	175	155	404	75	7	14	.253	42	43	4	7	33

PB - Team (10), Martin 7, Hutchins 3, Opp (17). Pickoffs - Team (8), Baird 3, Martin 2, Hauge 2, Pruemmer 1, Opp (5). SBA/ATT - Martin (25-40), Hutchins (16-23), Sablotny (13-17), Hauge (4-11), Whitmer (3-6), Lesiak (5-5), Pruemmer (4-5), McFadden (1-4), Netemeyer (1-3), Holderman (2-3), Pauly (3-3), Baird (2-3), Williams (1-2), Shimkus (2-2), McPheron (0-1).

Record: 6-15 Home: 2-10 Away: 4-5 MVC: 6-15

Player	avg	gp-gs	ab	r	h	2b	3b	hr	rbi	tb	slg%	bb	hp	so	gdp	ob%	sf	sh	sb-att	po	a	e	fld%
8 Hutchins,Nick	.370	15-12	46	6	17	3	0	1	7	23	.500	3	1	11	1	.412	1	0	0-0	74	8	0	1.000
13 Osborne,Parker	.333	16-16	60	9	20	2	2	2	11	32	.533	5	1	16	2	.394	0	2	0-2	30	3	1	.971
2 Rolland,Tyler	.299	21-21	67	6	20	4	1	0	5	26	.388	10	5	19	1	.427	0	1	0-1	29	2	0	1.000
23 Sabo,Ryan	.281	20-18	64	7	18	2	0	0	3	20	.313	4	0	20	0	.324	0	1	2-3	18	44	4	.939
20 Slone,Chase	.269	21-21	93	10	25	1	0	0	6	26	.280	2	0	10	0	.281	1	2	1-1	35	47	4	.953
16 Lambert,Greg	.263	21-21	80	7	21	3	0	1	6	27	.338	9	1	12	1	.344	0	0	1-1	132	15	6	.961
15 Farmer,Will	.256	21-21	82	9	21	2	0	0	4	23	.280	5	2	12	1	.315	0	5	0-2	49	56	3	.972
33 Anderson,Hunter	.250	6-1	8	1	2	0	0	0	1	2	.250	0	0	3	0	.250	0	0	0-0	2	0	0	1.000
14 Mosley,Braden	.206	12-10	34	4	7	1	0	1	6	11	.324	2	0	13	1	.250	0	0	1-3	28	3	1	.969
9 Martin,Taylor	.206	10-10	34	2	7	3	0	0	2	10	.294	0	1	8	0	.229	0	0	0-0	57	11	3	.958
25 Blackfan,Logan	.179	19-18	67	6	12	9	0	0	8	21	.313	6	1	26	1	.257	0	0	0-0	36	3	1	.975
30 Hand,Jake	.172	12-7	29	5	5	0	0	0	2	5	.172	2	0	4	1	.226	0	0	0-0	4	0	1	.800
10 DeMuri,JC	.143	3-2	7	1	1	0	0	0	0	1	.143	0	0	4	0	.143	0	0	0-0	3	0	0	1.000
17 Mucha,Dyllin	.121	15-11	33	3	4	1	1	0	3	7	.212	5	0	10	0	.231	1	2	0-0	36	1	2	.949
21 Klein,Michael	.000	3-0	2	1	0	0	0	0	0	0	.000	0	0	2	0	.000	0	0	0-0	0	0	0	.000
Totals	.255	21	706	77	180	31	4	5	64	234	.331	53	12	170	9	.317	3	13	5-13	542	216	31	.961
Opponents	.282	21	687	132	194	48	3	12	124	284	.413	108	21	126	18	.392	8	18	12-21	551	230	21	.974

LOB - Team (159), Opp (169). DPs turned - Team (20), Opp (10). CI - Team (1), Martin 1. IBB - Team (3), Rolland 2, Slone 1. Picked off - Rolland 1.

(MVC games only Sorted by Earned run avg)

Player	era	w-l	app	gs	cg	sho	sv	ip	h	r	er	bb	so	2b	3b	hr	b/avg	wp	hp	bk	sfa	sha
27 Hauge,Aaron	1.54	1-1	4	4	1	0/0	0	23.1	16	8	4	13	30	4	1	1	.200	6	2	0	1	1
36 Selvey,Colten	2.45	1-0	6	0	0	0/0	2	7.1	3	2	2	5	2	2	0	0	.130	0	0	0	0	0
18 Williams,Jacob	2.57	2-0	5	0	0	0/0	0	7.0	2	2	2	3	7	1	0	0	.091	0	3	0	0	0
4 Shimkus,Anthony	3.60	0-1	6	0	0	0/0	0	10.0	16	10	4	7	9	4	0	2	.364	0	2	0	0	2
28 Whitmer,Chad	4.56	0-3	7	3	0	0/0	0	25.2	28	14	13	13	15	4	0	1	.292	1	3	0	1	2
26 Sablotny,Bryce	4.84	1-3	7	7	0	0/0	0	35.1	44	26	19	18	17	7	1	2	.308	3	4	0	1	5
31 Baird,Michael	5.84	0-1	5	0	0	0/0	0	12.1	15	9	8	5	11	5	1	2	.333	0	0	0	1	2
40 Pruemmer,Kyle	6.14	0-3	7	7	0	0/0	0	29.1	37	28	20	19	12	8	0	2	.308	0	2	2	1	3
24 Holderman,Colin	7.07	1-1	4	0	0	0/0	0	14.0	12	11	11	10	6	6	0	0	.255	2	0	1	2	2
6 Netemeyer,Ryan	9.88	0-2	8	0	0	0/0	1	13.2	14	15	15	11	16	4	0	2	.264	2	3	0	1	1
45 McPheron,Austin	16.20	0-0	1	0	0	0/0	0	1.2	4	3	3	2	0	2	0	0	.444	0	0	0	0	0
44 Granath,Jack	27.00	0-0	1	0	0	0/0	0	0.2	2	2	2	0	0	1	0	0	.667	0	1	0	0	0
34 McFadden,Connor	27.00	0-0	1	0	0	0/0	0	0.1	1	2	1	2	1	0	0	0	.500	0	1	0	0	0
Totals	5.03	6-15	21	21	1	0/0	3	180.2	194	132	101	108	126	48	3	12	.282	14	21	3	8	18
Opponents	3.19	15-6	21	21	2	4/2	8	183.2	180	77	65	53	170	31	4	5	.255	15	12	2	3	13

PB - Team (3), Hutchins 2, Martin 1, Opp (9). Pickoffs - Team (2), Martin 1, Baird 1, Opp (1). SBA/ATT - Martin (7-12), Sablotny (8-10), Hutchins (5-7), Hauge (2-6), Whitmer (1-3), Netemeyer (1-2).

11
MVC
CHAMPIONS
SHIPS

Record: 41-10 Home: 16-3 Away: 18-4 Neutral: 7-3 MVC: 18-3

Player	avg	gp-gs	ab	r	h	2b	3b	hr	rbi	tb	slg%	bb	hp	so	gdp	ob%	sf	sh	sb-att	po	a	e	fld%	
Burger, Jake	.335	50-49	203	35	68	20	3	3	40	103	.507	12	4	25	3	.384	0	1	4-7	25	96	7	.945	
Johnson, Spencer	.322	51-51	183	43	59	17	2	5	38	95	.519	33	7	48	2	.444	0	1	1-1	102	2	2	.981	
Becker, Dylan	.315	51-50	181	36	57	11	3	2	33	80	.442	46	5	31	4	.452	7	3	3-9	75	128	4	.981	
Matheny, Tate	.296	51-51	196	36	58	13	2	4	34	87	.444	31	16	27	1	.425	4	1	12-14	126	5	1	.992	
Paulsen, Justin	.280	50-48	175	35	49	12	0	7	39	82	.469	36	2	29	6	.401	4	3	0-3	449	19	7	.985	
Fultz, Matt	.279	39-32	111	14	31	4	0	3	11	44	.396	9	6	29	1	.359	2	1	2-2	264	23	2	.993	
Hawkins, Joey	.278	51-51	209	32	58	6	2	2	24	74	.354	16	2	34	2	.333	1	26	4-6	58	167	5	.978	
Graham, Blake	.273	47-34	121	27	33	3	1	4	25	50	.413	23	2	21	1	.397	0	1	2-3	38	2	1	.976	

Cheray, Eric	.413	20-18	63	15	26	5	0	1	12	34	.540	18	0	11	2	.537	1	1	1-1	11	23	3	.919	
Kay, Cory	.309	36-13	55	6	17	4	0	1	12	24	.436	6	0	16	0	.377	0	5	3-4	29	1	1	.968	
Meyer, Aaron	.308	36-20	78	13	24	3	0	0	8	27	.346	17	1	12	1	.438	0	3	0-2	7	2	1	.900	
Dezort, Matt	.298	25-13	47	10	14	2	0	0	5	16	.340	4	0	5	1	.346	1	0	0-1	0	0	0	.000	
Castro, Eduardo	.198	32-23	91	11	18	5	0	2	17	29	.319	5	3	8	3	.260	1	1	0-2	180	28	4	.981	
Jefferson, Alex	.143	18-3	28	7	4	0	0	0	1	4	.143	2	0	6	0	.200	0	0	3-3	3	1	0	1.000	
Reed, Kyle	.000	8-3	9	1	0	0	0	0	0	0	.000	2	0	3	2	.182	0	0	0-0	0	0	0	.000	
Merciez, Zach	.000	1-0	1	0	0	0	0	0	0	0	.000	0	0	0	0	.000	0	0	0-0	0	5	1	.833	
Ruff, Landan	.000	15-0	1	3	0	0	0	0	0	0	.000	0	0	1	0	.000	0	0	0-0	0	0	0	.000	
Totals	.295	51	1752	324	516	105	13	34	299	749	.428	260	48	306	29	.396	21	47	35-58	1382	566	48	.976	
Opponents	.225	51	1686	168	379	72	10	18	145	525	.311	185	40	467	36	.314	12	23	37-47	1340	508	43	.977	

LOB - Team (464), Opp (396). DPs turned - Team (39), Opp (35).

(All games Sorted by Earned run avg)

Player	era	w-l	app	gs	cg	sho	sv	ip	h	r	er	bb	so	2b	3b	hr	b/avg	wp	hp	bk	sfa	sha		
Harris, Jon	2.08	6-1	12	12	1	0/2	0	82.1	59	22	19	29	99	15	1	0	.198	11	4	1	1	4		
Hall, Matt	2.38	9-2	15	14	1	0/2	1	98.1	74	33	26	34	136	12	3	3	.208	6	6	1	1	7		
Knutson, Jordan	2.97	4-1	17	11	0	0/2	0	69.2	65	25	23	27	49	9	2	5	.251	5	8	1	1	4		
Perez, Sam	3.54	8-1	22	0	0	0/2	1	61.0	57	25	24	14	58	7	2	5	.250	0	4	0	2	0		
Cheray, Andy	5.40	3-3	14	13	0	0/3	0	51.2	54	35	31	30	37	19	0	2	.270	6	5	3	1	5		

Knight, Austin	0.00	0-0	1	0	0	0/0	0	1.0	1	0	0	0	0	0	0	0	.250	0	0	0	0	0		
Young, Bryan	1.01	7-0	25	0	0	0/4	12	35.2	24	6	4	12	41	5	0	0	.186	3	1	0	0	2		
Brown, Nick	1.08	1-0	6	0	0	0/0	0	8.1	4	1	1	10	8	1	0	0	.143	2	0	0	0	0		
Jefferson, Alex	2.51	0-0	11	0	0	0/0	0	14.1	9	4	4	10	14	2	0	1	.188	0	2	0	1	0		
Merciez, Zach	3.25	3-2	27	0	0	0/2	0	36.0	30	15	13	13	23	2	2	2	.233	3	9	0	5	1		
Archer, Brad	7.71	0-0	2	1	0	0/1	0	2.1	2	2	2	6	2	0	0	0	.250	1	1	0	0	0		
Totals	2.87	41-10	51	51	2	8/8	14	460.2	379	168	147	185	467	72	10	18	.225	37	40	6	12	23		
Opponents	5.76	10-41	51	51	1	1/1	1	446.2	516	324	286	260	306	105	13	34	.295	44	48	6	21	47		

PB - Team (4), Fultz, M. 3, Castro, E. 1, Opp (5). Pickoffs - Team (10), Hall, M. 4, Castro, E. 2, Cheray, A. 2, Harris, J. 1, Perez, S. 1, Opp (5).

Record: 18-3 Home: 10-2 Away: 8-1 MVC: 18-3

Player	avg	gp-gs	ab	r	h	2b	3b	hr	rbi	tb	slg%	bb	hp	so	gdp	ob%	sf	sh	sb-att	po	a	e	fld%	
Burger, Jake	.333	20-19	81	13	27	8	1	2	21	43	.531	6	1	13	2	.386	0	0	1-2	13	39	5	.912	
Johnson, Spencer	.325	21-21	83	13	27	11	0	2	14	44	.530	7	4	27	1	.404	0	0	1-1	56	1	2	.966	
Paulsen, Justin	.324	20-18	68	14	22	5	0	3	15	36	.529	14	1	14	2	.446	0	2	0-0	166	7	1	.994	
Matheny, Tate	.308	21-21	78	15	24	5	1	1	17	34	.436	12	7	12	1	.426	4	0	4-4	56	2	1	.983	
Becker, Dylan	.301	21-21	83	15	25	5	2	1	12	37	.446	16	1	17	2	.416	1	0	1-3	23	49	1	.986	
Fultz, Matt	.220	18-14	50	5	11	1	0	0	2	12	.240	5	3	17	0	.322	1	1	1-1	156	13	1	.994	
Hawkins, Joey	.214	21-21	84	11	18	1	1	0	2	21	.250	8	1	15	1	.290	0	11	2-3	21	66	2	.978	

Cheray, Eric	.400	11-10	35	7	14	3	0	0	4	17	.486	10	0	4	2	.533	0	1	0-0	1	6	1	.875	
Dezort, Matt	.400	8-6	20	2	8	1	0	0	0	9	.450	0	0	1	0	.400	0	0	0-1	0	0	0	.000	
Kay, Cory	.387	15-9	31	4	12	2	0	1	6	17	.548	4	0	7	0	.457	0	3	3-3	16	0	0	1.000	
Meyer, Aaron	.314	14-7	35	5	11	2	0	0	3	13	.371	5	0	7	0	.400	0	3	0-0	6	1	0	1.000	
Graham, Blake	.200	19-12	40	6	8	1	0	0	6	9	.225	10	2	6	0	.385	0	1	2-3	10	1	0	1.000	
Jefferson, Alex	.100	5-1	10	1	1	0	0	0	1	1	.100	0	0	3	0	.100	0	0	0-0	0	0	0	.000	
Castro, Eduardo	.080	11-8	25	2	2	1	0	1	3	6	.240	1	2	4	1	.179	0	1	0-0	57	9	0	1.000	
Reed, Kyle	.000	1-1	2	0	0	0	0	0	0	0	.000	1	0	0	1	.333	0	0	0-0	0	0	0	.000	
Ruff, Landan	.000	5-0	1	1	0	0	0	0	0	0	.000	0	0	1	0	.000	0	0	0-0	0	0	0	.000	
Merciez, Zach	.000	1-0	1	0	0	0	0	0	0	0	.000	0	0	0	0	.000	0	0	0-0	0	2	0	1.000	
Totals	.289	21	727	114	210	46	5	11	106	299	.411	99	22	148	13	.388	6	23	15-21	585	216	15	.982	
Opponents	.192	21	693	50	133	25	4	8	45	190	.274	71	17	222	13	.282	3	12	15-17	560	182	17	.978	

LOB - Team (203), Opp (161). DPs turned - Team (14), Opp (16).

(MVC games only Sorted by Earned run avg)

Player	era	w-l	app	gs	cg	sho	sv	ip	h	r	er	bb	so	2b	3b	hr	b/avg	wp	hp	bk	sfa	sha
Harris, Jon	1.70	4-0	6	6	1	0/1	0	47.2	24	10	9	11	58	8	0	0	.145	4	3	1	0	4
Hall, Matt	2.27	5-1	7	7	0	0/2	0	47.2	33	12	12	17	71	5	1	2	.193	2	5	1	1	3
Knutson, Jordan	2.95	2-0	7	7	0	0/1	0	39.2	32	13	13	19	31	5	2	3	.225	4	2	1	0	2

Young, Bryan	0.00	5-0	12	0	0	0/3	6	19.1	8	1	0	7	24	1	0	0	.123	1	1	0	0	2
Brown, Nick	0.00	0-0	1	0	0	0/0	0	1.0	0	0	0	1	1	0	0	0	.000	2	0	0	0	0
Perez, Sam	1.17	2-0	7	0	0	0/0	0	15.1	13	2	2	3	17	2	0	1	.236	0	1	0	0	0
Jefferson, Alex	1.23	0-0	5	0	0	0/0	0	7.1	5	1	1	7	7	0	0	0	.200	0	1	0	0	0
Merciez, Zach	4.26	0-1	12	0	0	0/1	0	12.2	10	6	6	3	5	1	1	1	.222	2	4	0	2	1
Cheray, Andy	8.31	0-1	2	1	0	0/0	0	4.1	8	5	4	3	8	3	0	1	.364	2	0	0	0	0
Totals	2.17	18-3	21	21	1	4/4	6	195.0	133	50	47	71	222	25	4	8	.192	17	17	3	3	12
Opponents	5.06	3-18	21	21	0	0/0	1	186.2	210	114	105	99	148	46	5	11	.289	18	22	1	6	23

PB - Team (2), Fultz, M. 2, Opp (2). Pickoffs - Team (3), Hall, M. 2, Castro, E. 1, Opp (3).

2015 RESULTS

Date	Opponent	Score	Inns	Overall	MVC	Pitcher of record	Attend	Time
Feb 13, 2015	at #2 TCU	L 0-5	9	0-1-0	0-0-0	Hauge (L 0-1)	4355	2:46
Feb 14, 2015	at #2 TCU	L 4-16	9	0-2-0	0-0-0	Pruemer (L 0-1)	4164	3:21
Feb 15, 2015	at #2 TCU	L 0-11	9	0-3-0	0-0-0	Lesiak (L 0-1)	3275	2:30
Feb 20, 2015	vs Eastern Kentucky	w 4-1	9	1-3-0	0-0-0	Hauge (W 1-1)	0	2:15
Feb 21, 2015	vs Eastern Kentucky	L 4-5	9	1-4-0	0-0-0	Whitmer (L 0-1)	0	2:25
Feb 21, 2015	vs Eastern Kentucky	L 3-4	9	1-5-0	0-0-0	McPheron (L 0-1)	0	2:36
Feb 22, 2015	vs Eastern Kentucky	L 2-5	9	1-6-0	0-0-0	Netemeyer (L 0-1)	0	2:41
Feb 25, 2015	MURRAY STATE	L 2-3	(11)	1-7-0	0-0-0	Shimkus (L 0-1)	112	2:42
Feb 28, 2015	at Western Kentucky-1	L 6-8	9	1-8-0	0-0-0	Hauge (L 1-2)	308	3:04
Feb 28, 2015	at Western Kentucky-2	L 1-9	9	1-9-0	0-0-0	Pruemer (L 0-2)	187	2:40
Mar 01, 2015	at Western Kentucky	L 6-11	9	1-10-0	0-0-0	Pauly (L 0-1)	173	2:58
Mar 07, 2015	NORTHERN ILLINOIS	w 5-4	9	2-10-0	0-0-0	Netemeyer (W 1-1)	285	2:33
Mar 08, 2015	NORTHERN ILLINOIS	L 2-8	9	2-11-0	0-0-0	Baird (L 0-1)	315	2:33
Mar 08, 2015	NORTHERN ILLINOIS	L 0-3	9	2-12-0	0-0-0	Pauly (L 0-2)	334	2:32
Mar 10, 2015	at Belmont	L 4-9	9	2-13-0	0-0-0	McPheron (L 0-2)	123	2:40
Mar 13, 2015	at #19 Illinois	w 2-0	9	3-13-0	0-0-0	Hauge (W 2-2)	387	2:26
Mar 14, 2015	at #19 Illinois	L 2-6	9	3-14-0	0-0-0	Baird (L 0-2)	1012	2:17
Mar 15, 2015	at #19 Illinois	L 1-4	9	3-15-0	0-0-0	Netemeyer (L 1-2)	1341	2:02
Mar 17, 2015	at UT Martin	L 7-8	9	3-16-0	0-0-0	Selvey (L 0-1)	78	2:57
* Mar 20, 2015	WICHITA STATE	L 2-3	9	3-17-0	0-1-0	Shimkus (L 0-2)	455	3:03
* Mar 21, 2015	WICHITA STATE	L 6-20	7	3-18-0	0-2-0	Baird (L 0-3)	557	2:54
* Mar 22, 2015	WICHITA STATE	L 3-13	8	3-19-0	0-3-0	Pruemer (L 0-3)	388	2:21
Mar 25, 2015	AUSTIN PEAY	w 14-3	9	4-19-0	0-3-0	Lesiak (W 1-1)	301	3:02
* 03-27-15	at Bradley	L 0-1	9	4-20-0	0-4-0	Hauge (L 2-3)	234	2:06
* 03-28-15	at Bradley	L 0-10	7	4-21-0	0-5-0	Sablotny (L 0-1)	281	2:07
* 03-29-15	at Bradley	w 5-3	9	5-21-0	1-5-0	Williams (W 1-0)	257	2:44
Mar 31, 2015	at Murray State	L 8-9	9	5-22-0	1-5-0	Shimkus (L 0-3)	111	2:47
Apr 02, 2015	CENTRAL ARKANSAS	L 2-5	9	5-23-0	1-5-0	Williams (L 1-1)	287	2:51
Apr 04, 2015	CENTRAL ARKANSAS	L 3-8	9	5-24-0	1-5-0	Sablotny (L 0-2)	0	2:28
Apr 04, 2015	CENTRAL ARKANSAS	L 5-6	9	5-25-0	1-5-0	Whitmer (L 0-2)	466	2:55
Apr 07, 2015	BELMONT	L 1-11	9	5-26-0	1-5-0	Lesiak (L 1-2)	239	2:51
Apr 08, 2015	ARKANSAS STATE	L 8-10	9	5-27-0	1-5-0	Shimkus (L 0-4)	249	5:10
* Apr 10, 2015	at Indiana State	w 5-3	9	6-27-0	2-5-0	Hauge (W 3-3)	287	2:45
* Apr 11, 2015	at Indiana State	w 7-4	9	7-27-0	3-5-0	Sablotny (W 1-2)	295	2:58
* Apr 12, 2015	at Indiana State	L 2-6	9	7-28-0	3-6-0	Pruemer (L 0-4)	295	3:06
Apr 14, 2015	at Southeast Missouri	L 4-7	9	7-29-0	3-6-0	McPheron (L 0-3)	865	2:43
Apr 15, 2015	at Austin Peay	L 6-17	9	7-30-0	3-6-0	McFadden (L 0-1)	101	2:53
* Apr 17, 2015	ILLINOIS STATE	w 7-6	(10)	8-30-0	4-6-0	Selvey (W 1-1)	469	3:35
* Apr 18, 2015	ILLINOIS STATE	L 4-13	9	8-31-0	4-7-0	Sablotny (L 1-3)	1169	2:30
* Apr 19, 2015	ILLINOIS STATE	w 9-7	9	9-31-0	5-7-0	Williams (W 2-1)	289	5:25
Apr 21, 2015	SOUTHEAST MISSOURI	w 6-2	9	10-31-0	5-7-0	Holderman (W 1-0)	267	3:08
Apr 22, 2015	UT MARTIN	L 9-11	9	10-32-0	5-7-0	McPheron (L 0-4)	318	3:05
* Apr 24, 2015	#16 DALLAS BAPTIST	L 3-6	9	10-33-0	5-8-0	Whitmer (L 0-3)	310	2:36
* Apr 25, 2015	#15 DALLAS BAPTIST	L 4-5	9	10-34-0	5-9-0	Netemeyer (L 1-3)	408	2:48
* Apr 26, 2015	#15 DALLAS BAPTIST	L 4-7	9	10-35-0	5-10-0	Pruemer (L 0-5)	308	2:45
Apr 28, 2015	#6 ILLINOIS	L 5-7	9	10-36-0	5-10-0	Holderman (L 1-1)	537	2:41
* May 01, 2015	at Evansville	L 3-4	9	10-37-0	5-11-0	Whitmer (L 0-4)	256	2:19
* May 02, 2015	at Evansville	L 5-6	9	10-38-0	5-12-0	Netemeyer (L 1-4)	376	2:51
* May 03, 2015	at Evansville	w 5-4	9	11-38-0	6-12-0	Holderman (W 2-1)	462	2:35
* May 08, 2015	#14 MISSOURI STATE	L 0-1	9	11-39-0	6-13-0	Whitmer (L 0-5)	448	2:15
* May 09, 2015	#14 MISSOURI STATE	L 0-5	9	11-40-0	6-14-0	Sablotny (L 1-4)	431	2:26
* May 10, 2015	#14 MISSOURI STATE	L 3-5	9	11-41-0	6-15-0	Holderman (L 2-2)	396	2:44
May 14, 2015	at St. John's	L 2-9	9	11-42-0	6-15-0	Hauge (L 3-4)	187	2:51
May 15, 2015	at St. John's	L 5-8	9	11-43-0	6-15-0	Baird (L 0-4)	206	2:58
May 16, 2015	at St. John's	L 3-4	9	11-44-0	6-15-0	Selvey (L 1-2)	236	2:05

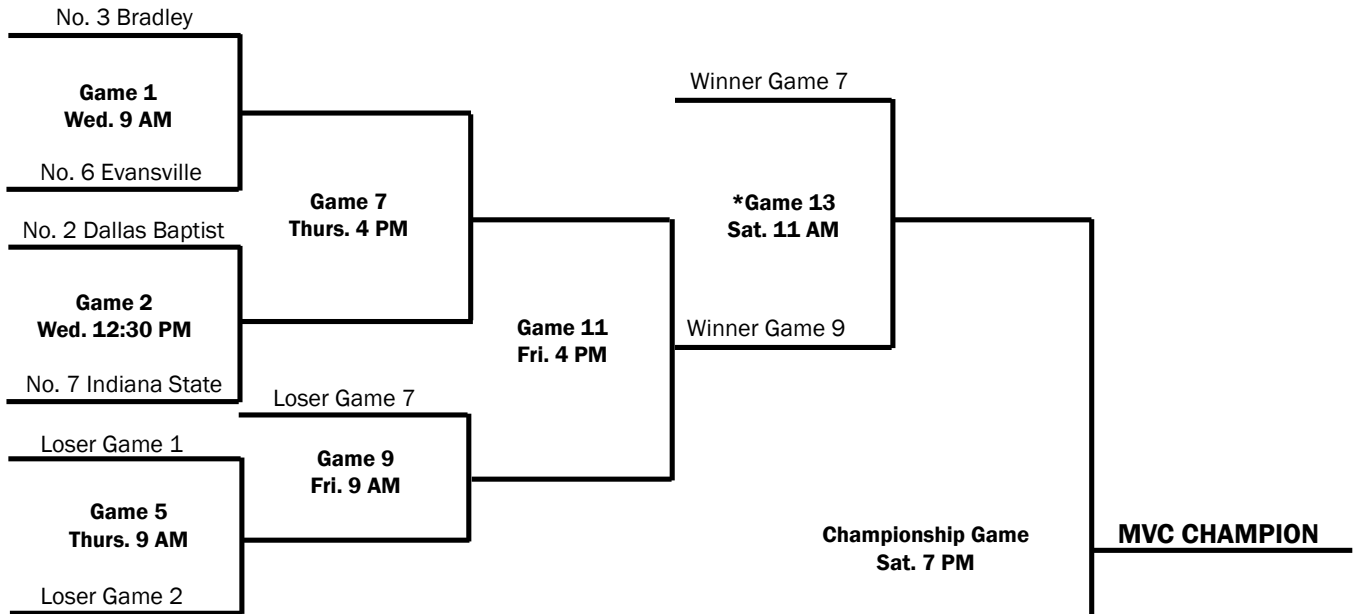
* = Conference game
() extra inning game

11
MVC
CHAMPIONSHIPS

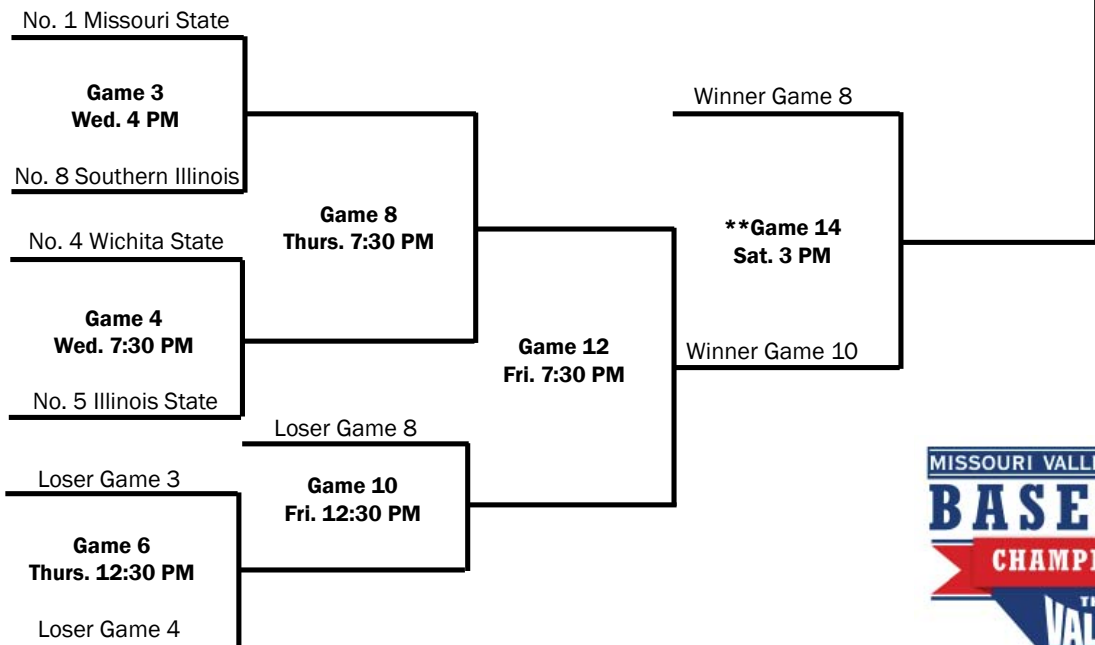
2015 MISSOURI VALLEY CONFERENCE BASEBALL CHAMPIONSHIP

MAY 20 - 23 • ECK STADIUM • WICHITA, KAN.

BRACKET A



BRACKET B



- * Game 13 will be necessary if the winner of Game 9 also wins Game 11.
- ** Game 14 will be necessary if the winner of Game 10 also wins Game 12.
- # If Game 13 is not necessary, Game 14 will remain at the originally scheduled time.

As the tournament host, Wichita State will play the 7:30 p.m. game on the first day of the tournament. Subsequent game times shall follow the natural flow of the bracket. All times are listed as Central (CT).

First Round Pairings:

BRACKET A (SEEDS 2, 3, 6, 7)	BRACKET B (SEEDS 1, 4, 5, 8)
Seed 1 vs. Seed 8	Seed 2 vs. Seed 7
Seed 4 vs. Seed 5	Seed 3 vs. Seed 6

11 MVC CHAMPIONSHIPS

Score by innings	1	2	3	4	5	6	7	8	9	EX	Total
Southern Illinois	36	18	31	25	20	23	19	20	20	1	213
Opponents	54	49	41	61	34	48	29	29	23	1	369

Record when ...

Overall	11-44	After 6 leading	7-4
Conference	6-15 trailing	3-36
Non-Conference	5-29 tied	1-4
Home games	5-20	After 7 leading	7-4
Away games	5-21 trailing	3-33
Neutral site	1-3 tied	1-5
Day games	8-33	After 8 leading	9-1
Night games	3-11 trailing	1-37
vs Left starter	7-16 tied	1-3
vs Right starter	4-28		
1-Run games	3-13	Hit 0 home runs	7-36
2-Run games	4-5	... 1 home run	3-7
5+Run games	1-16	... 2+ home runs	1-1
Extra innings	1-1		
Shutouts	1-7	Opponent 0 home runs	7-25
	 1 home run	3-12
Scoring 0-2 runs	1-18 2+ HRs	1-7
..... 3-5 runs	5-18		
..... 6-9 runs	4-8	Made 0 errors	5-9
..... 10+ runs	1-0 1 error	4-21
	 2+ errors	2-14
Opponent 0-2 runs	3-2		
..... 3-5 runs	6-14	Opp. made 0 errors	3-14
..... 6-9 runs	2-17 1 error	5-14
..... 10+ runs	0-11 2+ errors	3-16
Scored in 1st inning	7-9	Out-hit opponent	8-9
Opp. scored in 1st	3-20	Out-hit by opponent	2-31
Scores first	8-10	Hits are tied	1-4
Opp. scores first	3-34		

Record when team scores:

Runs	0	1	2	3	4	5	6	7	8	9	10+
W-L	0-7	0-3	1-8	0-7	1-7	4-4	1-4	2-1	0-2	1-1	1-0

Record when opponent scores:

Runs	0	1	2	3	4	5	6	7	8	9	10+
W-L	1-0	1-2	1-0	3-3	3-4	0-7	1-5	1-3	0-5	0-4	0-11

Record when leading after:

Inn.	1	2	3	4	5	6	7	8
W-L	5-6	5-5	6-7	5-4	5-6	7-4	7-4	9-1

Record when trailing after:

Inn.	1	2	3	4	5	6	7	8
W-L	2-16	2-24	2-28	3-32	4-33	3-36	3-33	1-37

Record when tied after:

Inn.	1	2	3	4	5	6	7	8
W-L	4-22	4-15	3-9	3-8	2-5	1-4	1-5	1-3

Current losing streak: 6
 Longest winning streak: 2
 Longest losing streak: 7

Home attendance : 9338 (25 dates avg = 373)
 Away attendance : 19852 (30 dates avg = 661)
 Total attendance: 29190 (55 dates avg = 530)

Multiple Hit Games	2	3	4	5+	Total
20 Slone,Chase	11	2	2	-	15
16 Lambert,Greg	7	6	1	-	14
13 Osborne,Parker	6	4	1	-	11
25 Blackfan,Logan	9	1	-	-	10
15 Farmer,Will	9	1	-	-	10
23 Sabo,Ryan	6	2	1	-	9
8 Hutchins,Nick	6	2	-	-	8
2 Rolland,Tyler	8	-	-	-	8
30 Hand,Jake	6	1	-	-	7
17 Mucha,Dyllin	6	1	-	-	7
9 Martin,Taylor	4	1	-	-	5
14 Mosley,Braden	3	1	-	-	4
33 Anderson,Hunter	3	-	-	-	3
10 DeMuri,JC	2	-	-	-	2
7 Kopach,Connor	-	1	-	-	1
TEAM	86	23	5	0	114

Multiple RBI Games	2	3	4	5+	Total
16 Lambert,Greg	5	1	-	-	6
13 Osborne,Parker	3	1	1	-	5
8 Hutchins,Nick	3	1	-	-	4
30 Hand,Jake	4	-	-	-	4
25 Blackfan,Logan	2	2	-	-	4
14 Mosley,Braden	2	1	1	-	4
20 Slone,Chase	2	1	-	-	3
15 Farmer,Will	2	-	1	-	3
33 Anderson,Hunter	1	1	-	-	2
10 DeMuri,JC	1	-	1	-	2
9 Martin,Taylor	1	-	-	-	1
17 Mucha,Dyllin	1	-	-	-	1
2 Rolland,Tyler	1	-	-	-	1
TEAM	28	8	4	0	40

Hitting Streaks	Longest	Current
16 Lambert,Greg	12	2
20 Slone,Chase	11	2
2 Rolland,Tyler	10	-
13 Osborne,Parker	9	3
17 Mucha,Dyllin	8	2
25 Blackfan,Logan	7	-
23 Sabo,Ryan	7	4
30 Hand,Jake	6	-
8 Hutchins,Nick	6	-
15 Farmer,Will	6	-
14 Mosley,Braden	4	1
9 Martin,Taylor	3	-
10 DeMuri,JC	3	1
33 Anderson,Hunter	3	-
7 Kopach,Connor	1	-
21 Klein,Michael	1	-

Reached Base Streaks	Longest	Current
20 Slone,Chase	20	4
13 Osborne,Parker	17	3
16 Lambert,Greg	16	2
25 Blackfan,Logan	14	-
23 Sabo,Ryan	13	4
2 Rolland,Tyler	12	5
15 Farmer,Will	10	-
17 Mucha,Dyllin	9	2
30 Hand,Jake	6	-
8 Hutchins,Nick	6	1
10 DeMuri,JC	4	1
14 Mosley,Braden	4	1
33 Anderson,Hunter	3	-
7 Kopach,Connor	3	3
9 Martin,Taylor	3	2
21 Klein,Michael	1	-
24 Holderman,Colin	1	-

Batting

At bats:	41	-	vs Murray State (Feb 25, 2015)
	41	-	vs UT Martin (Apr 22, 2015)
Runs scored:	14	-	vs Austin Peay (Mar 25, 2015)
Hits:	17	-	vs Illinois State (Apr 19, 2015)
RBI:	13	-	vs Austin Peay (Mar 25, 2015)
Doubles:	6	-	at Bradley (03-29-15)
Triples:	1	-	(7 times)
Home runs:	2	-	vs Austin Peay (Mar 25, 2015)
	2	-	at Austin Peay (Apr 15, 2015)
Total bases:	22	-	vs Illinois State (Apr 19, 2015)
	22	-	vs UT Martin (Apr 22, 2015)
Walks:	8	-	vs Austin Peay (Mar 25, 2015)
	8	-	vs Illinois State (Apr 17, 2015)
Strikeouts:	15	-	vs Missouri State (May 09, 2015)
Sac hits:	3	-	at UT Martin (Mar 17, 2015)
Sac flies:	1	-	(7 times)
Stolen bases:	2	-	(4 times)
Hit by pitch:	4	-	vs Austin Peay (Mar 25, 2015)
Caught stealing:	2	-	at Indiana State (Apr 11, 2015)
	2	-	vs Illinois State (Apr 17, 2015)
Runners LOB:	14	-	at Western Kentucky (Mar 01, 2015)
Hit into DP:	3	-	at Western Kentucky (Feb 28, 2015)
	3	-	at St. John's (May 16, 2015)

Fielding

Putouts:	33	-	vs Murray State (Feb 25, 2015)
Assists:	18	-	vs Missouri State (May 10, 2015)
Errors:	6	-	vs Wichita State (Mar 20, 2015)
Passed balls:	1	-	(10 times)
DPs turned:	3	-	at St. John's (May 15, 2015)

Pitching

Innings pitched:	11.0	-	vs Murray State (Feb 25, 2015)
Runs allowed:	20	-	vs Wichita State (Mar 21, 2015)
Earned runs:	17	-	vs Wichita State (Mar 21, 2015)
	17	-	at Austin Peay (Apr 15, 2015)
Walks allowed:	11	-	vs Central Arkansas (Apr 02, 2015)
Strikeouts:	14	-	vs Wichita State (Mar 20, 2015)
Hits allowed:	22	-	at TCU (Feb 14, 2015)
Doubles allowed:	6	-	at Belmont (Mar 10, 2015)
	6	-	vs Wichita State (Mar 21, 2015)
Triples allowed:	2	-	at Murray State (Mar 31, 2015)
	2	-	vs Belmont (Apr 07, 2015)
Homers allowed:	3	-	vs Eastern Kentucky (Feb 22, 2015 at EMERSON, Ga.)
	3	-	at Illinois (Mar 15, 2015)
Wild pitches:	5	-	at Western Kentucky (Feb 28, 2015)
Hit batters:	6	-	vs Arkansas State (Apr 08, 2015)

Batting

At bats:	5	-	(76 times)
Runs scored:	3	-	Slone,Chase vs Illinois State (Apr 19, 2015)
Hits:	4	-	(5 times)
RBI's:	4	-	(4 times)
Doubles:	2	-	(8 times)
Triples:	1	-	(7 times)
Home runs:	1	-	(14 times)
Total bases:	7	-	Osborne,Parker at St. John's (May 16, 2015)
Walks:	3	-	Mucha,Dyllin vs Arkansas State (Apr 08, 2015)
Strikeouts:	4	-	Sabo,Ryan vs Northern Illinois (Mar 08, 2015)
Sac hits:	2	-	Mosley,Braden vs Northern Illinois (Mar 07, 2015)
Sac flies:	1	-	(7 times)
Stolen bases:	2	-	Mucha,Dyllin vs Eastern Kentucky (Feb 21, 2015 at Emerson, Ga.)
Hit by pitch:	2	-	Lambert,Greg vs Austin Peay (Mar 25, 2015)
	2	-	Rolland,Tyler at Evansville (May 03, 2015)
Caught stealing:	1	-	(17 times)
Runners LOB:	6	-	Mucha,Dyllin vs Central Arkansas (Apr 04, 2015)
	6	-	Lambert,Greg vs Arkansas State (Apr 08, 2015)
	6	-	Mucha,Dyllin at Indiana State (Apr 10, 2015)

Fielding

Putouts:	15	-	Blackfan,Logan vs Murray State (Feb 25, 2015)
Assists:	7	-	Slone,Chase vs Murray State (Feb 25, 2015)
	7	-	Farmer,Will vs Dallas Baptist (Apr 25, 2015)
	7	-	Slone,Chase vs Missouri State (May 10, 2015)
Errors:	2	-	(4 times)
Passed balls:	1	-	(10 times)

Pitching

Innings pitched:	8.0	-	(4 times)
Runs allowed:	7	-	(7 times)
Earned runs:	7	-	(5 times)
Walks allowed:	8	-	Hauge,Aaron vs Central Arkansas (Apr 02, 2015)
Strikeouts:	12	-	Hauge,Aaron at Bradley (03-27-15)
Hits allowed:	9	-	(4 times)
Doubles allowed:	5	-	Hauge,Aaron at Western Kentucky (Feb 28, 2015)
	5	-	Pruemer,Kyle at Belmont (Mar 10, 2015)
Triples allowed:	1	-	(14 times)
Homers allowed:	2	-	Lesiak,Alex vs Eastern Kentucky (Feb 22, 2015 at EMERSON, Ga.)
	2	-	Netemeyer,Ryan at Illinois (Mar 15, 2015)
Wild pitches:	2	-	(7 times)
Hit batters:	3	-	Holderman,Colin vs Murray State (Feb 25, 2015)
	3	-	McPheron,Austin vs Arkansas State (Apr 08, 2015)

Baird,Michael

Year	era	w-l	app	gs	cg	sho	sv	ip	h	r	er	bb	so	2b	3b	hr	bf	bavg	wp	hbp	bk	sfa	sha
2015	4.50	0-0	1	0	0	0/0	0	2.0	4	1	1	0	0	2	1	0	10	.571	0	0	0	1	2
TOTAL	4.50	0-0	1	0	0	0/0	0	2.0	4	1	1	0	0	2	1	0	10	.571	0	0	0	1	2

Blackfan,Logan

Year	avg	gp-gs	ab	r	h	2b	3b	hr	rbi	tb	slg%	bb	hbp	so	gdp	ob%	sf	sh	sb-att	po	a	e	fld%
2015	.000	3-3	10	0	0	0	0	0	0	0	.000	1	0	5	0	.091	0	0	0-0	0	0	0	.000
TOTAL	.000	3-3	10	0	0	0	0	0	0	0	.000	1	0	5	0	.091	0	0	0-0	0	0	0	.000

DeMuri,JC

Year	avg	gp-gs	ab	r	h	2b	3b	hr	rbi	tb	slg%	bb	hbp	so	gdp	ob%	sf	sh	sb-att	po	a	e	fld%
2014	.000	1-1	3	0	0	0	0	0	0	0	.000	0	0	2	0	.000	0	0	0-0	0	0	0	.000
TOTAL	.000	1-1	3	0	0	0	0	0	0	0	.000	0	0	2	0	.000	0	0	0-0	0	0	0	.000

Farmer,Will

Year	avg	gp-gs	ab	r	h	2b	3b	hr	rbi	tb	slg%	bb	hbp	so	gdp	ob%	sf	sh	sb-att	po	a	e	fld%
2014	.333	2-2	9	1	3	0	0	0	0	3	.333	0	0	2	0	.333	0	0	0-0	3	4	0	1.000
2015	.100	3-3	10	0	1	0	0	0	0	1	.100	1	0	4	0	.182	0	1	0-0	10	6	0	1.000
TOTAL	.211	5-5	19	1	4	0	0	0	0	4	.211	1	0	6	0	.250	0	1	0-0	13	10	0	1.000

Hand,Jake

Year	avg	gp-gs	ab	r	h	2b	3b	hr	rbi	tb	slg%	bb	hbp	so	gdp	ob%	sf	sh	sb-att	po	a	e	fld%
2014	.429	2-2	7	0	3	0	0	0	0	3	.429	1	0	0	0	.500	0	0	0-0	22	0	0	1.000
2015	.000	1-0	1	0	0	0	0	0	0	0	.000	0	0	1	0	.000	0	0	0-0	0	0	0	.000
TOTAL	.375	3-2	8	0	3	0	0	0	0	3	.375	1	0	1	0	.444	0	0	0-0	22	0	0	1.000

Hauge,Aaron

Year	era	w-l	app	gs	cg	sho	sv	ip	h	r	er	bb	so	2b	3b	hr	bf	bavg	wp	hbp	bk	sfa	sha
2014	5.40	0-0	1	1	0	0/0	0	5.0	5	3	3	4	3	0	0	1	23	.263	0	0	0	0	0
TOTAL	5.40	0-0	1	1	0	0/0	0	5.0	5	3	3	4	3	0	0	1	23	.263	0	0	0	0	0

Holderman,Colin

Year	era	w-l	app	gs	cg	sho	sv	ip	h	r	er	bb	so	2b	3b	hr	bf	bavg	wp	hbp	bk	sfa	sha
2015	3.00	0-1	1	0	0	0/0	0	3.0	1	1	1	3	0	1	0	0	12	.125	0	0	0	0	1
TOTAL	3.00	0-1	1	0	0	0/0	0	3.0	1	1	1	3	0	1	0	0	12	.125	0	0	0	0	1

Hutchins,Nick

Year	avg	gp-gs	ab	r	h	2b	3b	hr	rbi	tb	slg%	bb	hbp	so	gdp	ob%	sf	sh	sb-att	po	a	e	fld%
2015	.429	2-2	7	1	3	1	0	0	0	4	.571	0	0	1	0	.429	0	0	0-0	11	0	0	1.000
TOTAL	.429	2-2	7	1	3	1	0	0	0	4	.571	0	0	1	0	.429	0	0	0-0	11	0	0	1.000

Lambert,Greg

Year	avg	gp-gs	ab	r	h	2b	3b	hr	rbi	tb	slg%	bb	hbp	so	gdp	ob%	sf	sh	sb-att	po	a	e	fld%
2015	.000	3-3	10	0	0	0	0	0	0	0	.000	1	0	3	0	.091	0	0	0-0	27	1	0	1.000
TOTAL	.000	3-3	10	0	0	0	0	0	0	0	.000	1	0	3	0	.091	0	0	0-0	27	1	0	1.000

Martin,Taylor

Year	avg	gp-gs	ab	r	h	2b	3b	hr	rbi	tb	slg%	bb	hbp	so	gdp	ob%	sf	sh	sb-att	po	a	e	fld%
2015	.333	1-1	3	0	1	0	0	0	0	1	.333	0	0	2	0	.333	0	0	0-0	3	2	0	1.000
TOTAL	.333	1-1	3	0	1	0	0	0	0	1	.333	0	0	2	0	.333	0	0	0-0	3	2	0	1.000

Mosley,Braden

Year	avg	gp-gs	ab	r	h	2b	3b	hr	rbi	tb	slg%	bb	hbp	so	gdp	ob%	sf	sh	sb-att	po	a	e	fld%
2015	.000	2-2	6	0	0	0	0	0	0	0	.000	0	0	3	0	.000	0	0	0-0	5	0	1	.833
TOTAL	.000	2-2	6	0	0	0	0	0	0	0	.000	0	0	3	0	.000	0	0	0-0	5	0	1	.833

Mucha,Dyllin

Year	avg	gp-gs	ab	r	h	2b	3b	hr	rbi	tb	slg%	bb	hbp	so	gdp	ob%	sf	sh	sb-att	po	a	e	fld%
2014	.222	3-2	9	0	2	0	0	0	0	2	.222	1	0	0	0	.300	0	0	0-0	3	0	0	1.000
2015	.000	1-1	2	0	0	0	0	0	0	0	.000	0	0	1	0	.000	0	1	0-0	2	0	0	1.000
TOTAL	.182	4-3	11	0	2	0	0	0	0	2	.182	1	0	1	0	.250	0	1	0-0	5	0	0	1.000

Netemeyer,Ryan

Year	era	w-l	app	gs	cg	sho	sv	ip	h	r	er	bb	so	2b	3b	hr	bf	bavg	wp	hbp	bk	sfa	sha
2015	0.00	0-0	1	0	0	0/0	0	1.1	0	0	0	0	1	0	0	0	4	.000	0	0	0	0	0
TOTAL	0.00	0-0	1	0	0	0/0	0	1.1	0	0	0	0	1	0	0	0	4	.000	0	0	0	0	0

Osborne,Parker

Year	avg	gp-gs	ab	r	h	2b	3b	hr	rbi	tb	slg%	bb	hbp	so	gdp	ob%	sf	sh	sb-att	po	a	e	fld%
2014	.357	3-3	14	2	5	1	0	0	2	6	.429	0	0	1	1	.333	1	0	0-0	9	0	0	1.000
2015	.000	3-3	10	0	0	0	0	0	0	0	.000	1	0	4	1	.091	0	0	0-0	8	0	1	.889
TOTAL	.208	6-6	24	2	5	1	0	0	2	6	.250	1	0	5	2	.231	1	0	0-0	17	0	1	.944

Pruemer,Kyle

Year	era	w-l	app	gs	cg	sho	sv	ip	h	r	er	bb	so	2b	3b	hr	bf	bavg	wp	hbp	bk	sfa	sha
2014	13.50	0-1	1	0	0	0/0	0	0.2	0	1	1	2	0	0	0	0	5	.000	0	0	0	0	0
2015	6.75	0-0	1	1	0	0/0	0	2.2	5	3	2	2	1	1	0	0	15	.455	0	0	0	0	2
TOTAL	8.10	0-1	2	1	0	0/0	0	3.1	5	4	3	4	1	1	0	0	20	.357	0	0	0	0	2

Rolland,Tyler

Year	avg	gp-gs	ab	r	h	2b	3b	hr	rbi	tb	slg%	bb	hbp	so	gdp	ob%	sf	sh	sb-att	po	a	e	fld%
2014	.200	2-2	10	1	2	0	0	0	2	2	.200	1	0	3	0	.273	0	0	0-0	7	0	0	1.000
2015	.200	3-3	10	1	2	0	0	0	0	2	.200	1	0	4	0	.273	0	0	0-0	9	0	0	1.000
TOTAL	.200	5-5	20	2	4	0	0	0	2	4	.200	2	0	7	0	.273	0	0	0-0	16	0	0	1.000

Sablotny,Bryce

Year	era	w-l	app	gs	cg	sho	sv	ip	h	r	er	bb	so	2b	3b	hr	bf	bavg	wp	hbp	bk	sfa	sha
2015	9.00	0-1	1	1	0	0/0	0	4.0	6	4	4	3	2	2	0	0	22	.353	2	1	0	0	1
TOTAL	9.00	0-1	1	1	0	0/0	0	4.0	6	4	4	3	2	2	0	0	22	.353	2	1	0	0	1

Sabo,Ryan

Year	avg	gp-gs	ab	r	h	2b	3b	hr	rbi	tb	slg%	bb	hbp	so	gdp	ob%	sf	sh	sb-att	po	a	e	fld%
2014	.000	1-1	5	0	0	0	0	0	0	0	.000	0	0	1	0	.000	0	0	0-0	0	2	1	.667
2015	.400	3-3	10	1	4	0	0	0	1	4	.400	0	0	5	0	.400	0	0	1-1	1	8	1	.900
TOTAL	.267	4-4	15	1	4	0	0	0	1	4	.267	0	0	6	0	.267	0	0	1-1	1	10	2	.846

Selvey,Colten

Year	era	w-l	app	gs	cg	sho	sv	ip	h	r	er	bb	so	2b	3b	hr	bf	bavg	wp	hbp	bk	sfa	sha
2015	3.00	0-0	1	0	0	0/0	0	3.0	1	1	1	1	1	1	0	0	11	.100	0	0	0	0	0
TOTAL	3.00	0-0	1	0	0	0/0	0	3.0	1	1	1	1	1	1	0	0	11	.100	0	0	0	0	0

Shimkus,Anthony

Year	era	w-l	app	gs	cg	sho	sv	ip	h	r	er	bb	so	2b	3b	hr	bf	bavg	wp	hbp	bk	sfa	sha
2013	18.00	0-0	1	0	0	0/0	0	1.0	3	2	2	2	0	1	0	0	8	.500	1	0	0	0	0
2015	0.00	0-0	1	0	0	0/0	0	2.0	1	0	0	2	1	0	0	0	9	.167	0	1	0	0	0
TOTAL	6.00	0-0	2	0	0	0/0	0	3.0	4	2	2	4	1	1	0	0	17	.333	1	1	0	0	0

Slone,Chase

Year	avg	gp-gs	ab	r	h	2b	3b	hr	rbi	tb	slg%	bb	hbp	so	gdp	ob%	sf	sh	sb-att	po	a	e	fld%
2015	.231	3-3	13	0	3	0	0	0	1	3	.231	0	0	2	0	.231	0	0	0-0	4	10	0	1.000
TOTAL	.231	3-3	13	0	3	0	0	0	1	3	.231	0	0	2	0	.231	0	0	0-0	4	10	0	1.000

Whitmer,Chad

Year	era	w-l	app	gs	cg	sho	sv	ip	h	r	er	bb	so	2b	3b	hr	bf	bavg	wp	hbp	bk	sfa	sha
2014	11.57	0-0	1	0	0	0/0	0	2.1	4	3	3	1	3	0	0	0	12	.364	0	0	0	0	0
2015	0.00	0-1	1	1	0	0/0	0	7.0	4	1	0	2	6	1	0	0	27	.160	0	0	0	0	0
TOTAL	2.89	0-1	2	1	0	0/0	0	9.1	8	4	3	3	9	1	0	0	39	.222	0	0	0	0	0

Williams,Jacob

Year	era	w-l	app	gs	cg	sho	sv	ip	h	r	er	bb	so	2b	3b	hr	bf	bavg	wp	hbp	bk	sfa	sha
2013	0.00	0-0	1	0	0	0/0	0	3.1	2	2	0	1	3	1	0	0	14	.154	0	0	0	0	0
2015	0.00	0-0	1	0	0	0/0	0	2.0	0	0	0	0	2	0	0	0	6	.000	0	0	0	0	0
TOTAL	0.00	0-0	2	0	0	0/0	0	5.1	2	2	0	1	5	1	0	0	20	.105	0	0	0	0	0



Hunter Anderson

Pos: INF
 Ht: 6-0
 Birthdate: Nov. 28, 1995
 High School: Brentwood (Tenn.)

B/T: R/R
 Wt: 200
 Hometown: Brentwood, Tenn.

Class: Freshman

33

11
M
V
C
C
H
A
M
P
I
O
N
S
H
I
P
S

Date	Opponent	Pos	AB	R	H	RBI	2B	3B	HR	BB	SB	CS	HBP	SAC	SF	GDP	K	PO	A	E	Avg
Feb 14	at TCU	*dh	5	1	2	0	0	0	0	0	0	0	0	0	0	0	0	0	0	0	.400
Feb 15	at TCU	*dh	2	0	0	0	0	0	0	0	0	0	0	0	0	0	2	0	0	0	.286
Feb 21	vs Eastern Kentucky	*dh	2	1	1	0	1	0	0	2	0	0	0	0	0	0	1	0	0	0	.333
Feb 21	vs Eastern Kentucky	*dh	4	1	2	2	0	0	1	0	0	0	0	0	0	0	0	0	0	0	.385
Feb 22	vs Eastern Kentucky	*dh	4	0	1	0	0	0	0	0	0	0	0	0	0	0	2	0	0	0	.353
Feb 25	MURRAY STATE	*dh	5	0	0	0	0	0	0	0	0	0	0	0	0	0	1	0	0	0	.273
Feb 28	at Western Kentucky-1	*dh	5	0	0	0	0	0	0	0	0	0	0	0	0	0	0	0	0	0	.222
Feb 28	at Western Kentucky-2	*dh	2	0	0	0	0	0	0	0	0	0	0	0	0	0	1	0	0	0	.207
Mar 01	at Western Kentucky	*dh	4	0	2	3	1	0	0	0	0	0	1	0	0	0	0	0	0	0	.242
Mar 07	NORTHERN ILLINOIS	*dh	3	0	0	0	0	0	0	0	0	0	0	0	0	0	2	0	0	0	.222
Mar 08	NORTHERN ILLINOIS	ph	1	0	0	0	0	0	0	0	0	0	0	0	0	0	1	0	0	0	.216
Mar 10	at Belmont	of	1	0	0	0	0	0	0	0	0	0	0	0	0	0	1	0	0	0	.211
Mar 17	at UT Martin	ph	1	0	0	0	0	0	0	0	0	0	0	0	0	0	0	0	0	0	.205
Mar 20	WICHITA STATE	*dh	3	0	0	0	0	0	0	0	0	0	0	0	0	0	1	0	0	0	.190
Mar 25	AUSTIN PEAY	ph	1	0	0	0	0	0	0	0	0	0	0	0	0	0	0	0	0	0	.186
Mar 31	at Murray State	ph	1	1	1	0	0	0	0	0	0	0	0	0	0	0	0	0	0	0	.205
Apr 04	CENTRAL ARKANSAS	*dh	4	0	1	0	0	0	0	0	0	0	0	0	0	0	0	0	0	0	.208
Apr 04	CENTRAL ARKANSAS	*dh	3	1	0	0	0	0	0	0	0	0	1	0	0	0	1	0	0	0	.196
Apr 07	BELMONT	*dh	4	0	0	0	0	0	0	0	0	0	0	0	0	0	3	0	0	0	.182
Apr 15	at Austin Peay	ph/1b	2	0	0	0	0	0	0	0	0	0	0	0	0	0	1	0	0	0	.175
Apr 17	ILLINOIS STATE	1b	1	0	1	1	0	0	0	0	0	0	0	0	0	0	0	2	0	0	.190
Apr 18	ILLINOIS STATE	ph	1	1	1	0	0	0	0	0	0	0	0	0	0	0	0	0	0	0	.203
Apr 19	ILLINOIS STATE	ph	1	0	0	0	0	0	0	0	0	0	0	0	0	0	1	0	0	0	.200
Apr 22	UT MARTIN	ph	1	1	1	0	1	0	0	0	0	0	0	0	0	0	0	0	0	0	.213
Apr 24	DALLAS BAPTIST	ph	1	0	0	0	0	0	0	0	0	0	0	0	0	0	0	0	0	0	.210
Apr 25	DALLAS BAPTIST	ph	1	0	0	0	0	0	0	0	0	0	0	0	0	0	1	0	0	0	.206
Totals			63	7	13	6	3	0	1	2	0	0	2	0	0	0	19	2	0	0	.206

On base pct. .254 • Slugging pct. .302

Year	avg	gp-gs	ab	r	h	2b	3b	hr	rbi	tb	slg%	bb	hbp	so	gdp	ob%	sf	sh	sb-att	po	a	e	fld%
2015	.206	26-14	63	7	13	3	0	1	6	19	.302	2	2	19	0	.254	0	0	0-0	2	0	0	1.000
TOTAL	.206	26-14	63	7	13	3	0	1	6	19	.302	2	2	19	0	.254	0	0	0-0	2	0	0	1.000



Michael Baird

Pos: RHP
 Ht: 6-4
 Birthdate: July 9, 1995
 High School: Legend (Colo.)

B/T: R/R
 Wt: 200
 Hometown: Parker, Colo.

Class: Freshman

31

Date	Opponent	GS	IP	H	R	ER	BB	SO	2B	3B	HR	WP	BK	HBP	IBB	Score	W-L	Sv	ERA	NP
Feb 14	at TCU		1.1	9	6	6	1	2	1	0	1	0	0	0	0	4-16	0-0	0	40.50	56
Feb 22	vs Eastern Kentucky		3.0	2	0	0	0	4	0	0	0	0	0	1	0	2-5	0-0	0	12.46	41
Mar 01	at Western Kentucky		3.0	1	0	0	0	3	0	0	0	0	0	0	0	6-11	0-0	0	7.36	50
Mar 08	NORTHERN ILLINOIS	*	4.1	9	7	7	0	7	1	1	0	0	0	0	0	2-8	0-1	0	10.03	86
Mar 14	at Illinois	*	1.1	6	3	3	1	0	1	0	0	0	0	0	0	2-6	0-2	0	11.08	25
Mar 21	WICHITA STATE		0.0	3	4	4	1	0	1	0	1	0	0	0	0	6-20	0-3	0	13.85	13
Mar 31	at Murray State		1.0	4	2	2	0	2	0	0	1	1	0	0	0	8-9	0-3	0	14.14	24
Apr 04	CENTRAL ARKANSAS		2.0	0	0	0	0	2	0	0	0	0	0	0	0	3-8	0-3	0	12.38	20
Apr 07	BELMONT		1.1	2	4	3	3	0	1	0	0	0	0	2	0	1-11	0-3	0	12.98	34
Apr 14	at Southeast Missouri		4.0	4	1	1	2	7	2	0	0	0	0	0	0	4-7	0-3	0	10.97	65
Apr 17	ILLINOIS STATE		3.2	4	3	2	3	2	1	0	1	0	0	0	0	7-6	0-3	0	10.08	53
Apr 22	UT MARTIN		2.0	5	3	3	1	0	2	0	0	0	0	0	0	9-11	0-3	0	10.33	49
Apr 24	DALLAS BAPTIST		3.2	3	1	1	1	3	1	0	0	0	0	0	0	3-6	0-3	0	9.39	49
Apr 28	ILLINOIS		3.0	4	2	2	0	1	1	0	0	1	0	0	0	5-7	0-3	0	9.09	48
May 01	at Evansville		3.0	1	0	0	0	6	0	0	0	0	0	0	0	3-4	0-3	0	8.35	34
May 10	MISSOURI STATE		2.0	4	1	1	0	0	2	1	0	0	0	0	0	3-5	0-3	0	8.15	31
May 15	at St. John's		0.2	5	6	3	1	0	2	0	0	1	0	1	0	5-8	0-4	0	8.69	24
Totals		2	39.1	66	43	38	14	39	16	2	4	3	0	4	0	73-148	0-4	0	8.69	-

MVC CHAMPIONSHIPS

Year	era	w-l	app	gs	cg	sho	sv	ip	h	r	er	bb	so	2b	3b	hr	bf	bavg	wp	hbp	bk	sfa	sha
2015	8.69	0-4	17	2	0	0/0	0	39.1	66	43	38	14	39	16	2	4	194	.386	3	4	0	2	3
TOTAL	8.69	0-4	17	2	0	0/0	0	39.1	66	43	38	14	39	16	2	4	194	.386	3	4	0	2	3



Logan Blackfan

Pos: OF/INF

B/T: L/L

Class: Freshman

Ht: 6-0

Wt: 215

Birthdate: Nov. 29, 1995

Hometown: Cordova, Tenn.

High School: Houston (Tenn.)

25

11 MVC CHAMPIONSHIPS

Date	Opponent	Pos	AB	R	H	RBI	2B	3B	HR	BB	SB	CS	HBP	SAC	SF	GDP	K	PO	A	E	Avg
Feb 13	at TCU	*dh	3	0	2	0	0	0	0	0	0	0	0	0	0	0	1	0	0	0	.667
Feb 15	at TCU	ph/1b	1	0	0	0	0	0	0	0	0	0	0	0	0	0	0	1	0	0	.500
Feb 20	vs Eastern Kentucky	*dh	3	0	1	0	0	0	0	1	0	0	0	0	0	0	0	0	0	0	.429
Feb 21	vs Eastern Kentucky	c	1	0	0	0	0	0	0	0	0	0	0	0	0	0	0	1	0	0	.375
Feb 22	vs Eastern Kentucky	*1b	3	0	1	0	0	0	0	0	0	0	0	0	0	1	0	9	0	0	.364
Feb 25	MURRAY STATE	*1b	4	1	1	1	0	0	1	1	0	0	0	0	0	0	1	15	1	0	.333
Feb 28	at Western Kentucky-1	*1b	5	0	1	0	0	0	0	0	0	0	0	0	0	1	1	7	0	0	.300
Mar 01	at Western Kentucky	*1b	4	2	2	1	1	0	0	1	0	0	0	0	0	0	0	12	0	0	.333
Mar 07	NORTHERN ILLINOIS	*1b	4	0	1	0	0	0	0	0	0	0	0	0	0	0	1	11	0	1	.321
Mar 08	NORTHERN ILLINOIS	*1b	4	1	1	1	1	0	0	0	0	0	0	0	0	0	0	7	0	0	.312
Mar 08	NORTHERN ILLINOIS	ph	1	0	0	0	0	0	0	0	0	0	0	0	0	0	0	0	0	0	.303
Mar 10	at Belmont	*1b	4	1	1	0	0	0	0	0	0	0	0	0	0	0	2	10	0	0	.297
Mar 13	at Illinois	*1b	4	0	1	1	0	0	0	0	0	0	0	0	0	0	0	10	1	0	.293
Mar 14	at Illinois	*1b	4	1	1	0	1	0	0	0	0	0	0	0	0	0	0	12	1	1	.289
Mar 15	at Illinois	*1b	4	0	1	0	1	0	0	0	0	0	0	0	0	0	0	8	0	0	.286
Mar 17	at UT Martin	*1b	4	0	2	0	0	0	0	1	0	0	0	0	0	0	1	4	0	0	.302
Mar 20	WICHITA STATE	*1b	4	0	0	0	0	0	0	0	0	0	0	0	0	0	3	6	1	0	.281
Mar 21	WICHITA STATE	*1b	4	0	0	0	0	0	0	0	0	0	0	0	0	0	2	5	0	0	.262
Mar 22	WICHITA STATE	*1b	4	1	1	0	1	0	0	0	0	0	0	0	0	0	1	10	0	0	.262
Mar 25	AUSTIN PEAY	*1b	2	2	1	0	0	0	0	1	0	0	0	0	0	0	0	3	0	0	.269
03-28-15	at Bradley	*1b	3	0	0	0	0	0	0	0	0	0	0	0	0	0	0	5	1	0	.257
03-29-15	at Bradley	*1b	5	0	0	0	0	0	0	0	0	0	0	0	0	0	3	10	1	1	.240
Mar 31	at Murray State	*1b	4	0	0	0	0	0	0	0	0	0	0	0	0	0	2	5	0	0	.228
Apr 02	CENTRAL ARKANSAS	*1b	3	0	2	0	1	0	0	1	0	0	0	0	0	0	0	8	0	0	.244
Apr 04	CENTRAL ARKANSAS	*1b	3	0	0	0	0	0	0	1	0	0	0	0	0	0	2	7	1	0	.235
Apr 04	CENTRAL ARKANSAS	ph	1	0	0	0	0	0	0	0	0	0	0	0	0	0	0	0	0	0	.233
Apr 07	BELMONT	*1b	4	0	2	1	1	0	0	0	0	0	0	0	0	0	0	6	1	1	.244
Apr 08	ARKANSAS STATE	*dh	5	1	1	0	1	0	0	0	0	0	0	0	0	0	1	0	0	0	.242
Apr 10	at Indiana State	*dh	5	1	2	0	1	0	0	0	0	0	0	0	0	0	3	0	0	0	.250
Apr 11	at Indiana State	*dh	4	1	1	2	1	0	0	0	0	0	0	0	0	1	2	0	0	0	.250
Apr 12	at Indiana State	*dh	3	0	0	0	0	0	0	1	0	0	0	0	0	0	0	0	0	0	.243
Apr 14	at Southeast Missouri	*dh	3	0	0	0	0	0	0	1	0	0	0	0	0	0	3	0	0	0	.236
Apr 17	ILLINOIS STATE	ph	0	0	0	0	0	0	0	1	0	0	0	0	0	0	0	0	0	0	.236
Apr 19	ILLINOIS STATE	*dh	3	0	1	2	1	0	0	1	0	0	0	0	0	0	1	0	0	0	.239
Apr 21	SOUTHEAST MISSOU	*dh	4	0	3	3	1	0	0	1	0	0	0	0	0	0	1	0	0	0	.256
Apr 22	UT MARTIN	*dh/1b	5	2	2	0	2	0	0	0	0	0	0	0	0	0	3	0	1	0	.262
Apr 24	DALLAS BAPTIST	*dh	4	0	1	1	1	0	0	0	0	0	0	0	0	0	2	0	0	0	.262
Apr 25	DALLAS BAPTIST	*dh	4	0	1	0	0	0	0	0	0	0	0	0	0	0	2	0	0	0	.262
Apr 26	DALLAS BAPTIST	*dh	4	1	1	0	1	0	0	0	0	0	0	0	0	0	2	0	0	0	.261
Apr 28	ILLINOIS	*dh	4	1	1	0	0	0	0	0	0	0	0	0	0	0	1	0	0	0	.261
May 01	at Evansville	*dh	4	0	0	0	0	0	0	0	0	0	0	0	0	0	0	0	0	0	.254
May 02	at Evansville	*dh	3	1	2	3	2	0	0	1	0	0	1	0	0	0	0	0	0	0	.262
May 03	at Evansville	*dh	3	1	2	0	1	0	0	1	0	0	0	0	0	0	0	0	0	0	.270
May 08	MISSOURI STATE	*dh	3	0	0	0	0	0	0	0	0	0	0	0	0	0	1	0	0	0	.265
May 09	MISSOURI STATE	*dh	3	0	0	0	0	0	0	1	0	0	0	0	0	0	2	0	0	0	.260
May 10	MISSOURI STATE	*dh	4	0	0	0	0	0	0	0	0	0	0	0	0	0	2	0	0	0	.253
May 14	at St. John's	*dh	3	1	1	0	0	0	0	0	0	0	1	0	0	0	0	0	0	0	.255
May 15	at St. John's	*1b	3	2	1	0	0	0	0	0	0	0	1	0	0	0	1	7	0	0	.256
May 16	at St. John's	*dh	4	0	0	0	0	0	0	0	0	0	0	0	0	1	0	0	0	0	.250
Totals		44gs	168	21	42	16	19	0	1	15	0	0	3	0	0	4	47	179	9	4	.250

On base pct. .323 • Slugging pct. .381

Year	avg	gp-gs	ab	r	h	2b	3b	hr	rbi	tb	slg%	bb	hbp	so	gdp	ob%	sf	sh	sb-att	po	a	e	fld%
2015	.250	49-44	168	21	42	19	0	1	16	64	.381	15	3	47	4	.323	0	0	0-0	179	9	4	.979
TOTAL	.250	49-44	168	21	42	19	0	1	16	64	.381	15	3	47	4	.323	0	0	0-0	179	9	4	.979



Austin Covers

Pos: LHP
 Ht: 6-3
 Birthdate: Sept. 27, 1995
 High School: Prairie Ridge

B/T: L/L
 Wt: 185
 Hometown: Crystal Lake, Ill.

Class: Freshman

22

Date	Opponent	GS	IP	H	R	ER	BB	SO	2B	3B	HR	WP	BK	HBP	IBB	Score	W-L	Sv	ERA	NP
Feb 15	at TCU		1.0	0	0	0	0	0	0	0	0	0	0	0	0	0-11	0-0	0	0.00	11
Totals		0	1.0	0	0	0	0	0	0	0	0	0	0	0	0	0-11	0-0	0	0.00	-

11
M
V
C
C
H
A
M
P
I
O
N
S
H
I
P
S

Year	avg	gp-gs	ab	r	h	2b	3b	hr	rbi	tb	slg%	bb	hbp	so	gdp	ob%	sf	sh	sb-att	po	a	e	fld%
2015	.000	0-0	0	0	0	0	0	0	0	0	.000	0	0	0	0	.000	0	0	0-0	0	1	0	1.000
TOTAL	.000	0-0	0	0	0	0	0	0	0	0	.000	0	0	0	0	.000	0	0	0-0	0	1	0	1.000



J.C. DeMuri

Pos: OF
 Ht: 6-3
 Birthdate: July 11, 1994
 Last School: Parkway (Mo.)

B/T: R/L
 Wt: 210
 Hometown: Manchester, Mo.

Class: Sophomore

10

Date	Opponent	Pos	AB	R	H	RBI	2B	3B	HR	BB	SB	CS	HBP	SAC	SF	GDP	K	PO	A	E	Avg
Feb 13	at TCU	*of	2	0	0	0	0	0	0	1	0	0	0	0	0	0	1	1	0	0	.000
Feb 14	at TCU	*of	3	0	1	2	0	0	0	0	0	0	0	0	0	0	1	1	0	0	.200
Feb 15	at TCU	*of	3	0	1	0	0	0	0	0	0	0	0	0	0	0	0	1	0	0	.250
Feb 20	vs Eastern Kentucky	*of	4	0	1	0	0	0	0	0	0	0	0	0	0	0	1	2	0	0	.250
Feb 21	vs Eastern Kentucky	2b	1	0	0	0	0	0	0	0	0	0	0	0	0	0	0	0	0	0	.231
Feb 21	vs Eastern Kentucky	*of	3	0	1	0	0	0	0	0	0	0	0	0	0	0	0	2	0	0	.250
Feb 22	vs Eastern Kentucky	*of	4	0	1	0	0	0	0	0	0	0	0	0	0	0	2	2	0	0	.250
Feb 25	MURRAY STATE	*of	5	0	2	0	0	0	0	0	0	0	0	0	0	0	1	3	0	0	.280
Mar 07	NORTHERN ILLINOIS	ph	1	0	0	0	0	0	0	0	0	0	0	0	0	0	1	0	0	0	.269
Mar 08	NORTHERN ILLINOIS	*dh	2	0	0	0	0	0	0	0	0	0	0	0	0	0	0	0	0	0	.250
Mar 10	at Belmont	*dh	4	0	0	1	0	0	0	0	0	0	0	0	0	0	3	0	0	0	.219
Mar 15	at Illinois	ph	1	0	0	0	0	0	0	0	0	0	0	0	0	0	1	0	0	0	.212
Mar 17	at UT Martin	of/ph	1	0	0	0	0	0	0	0	0	0	0	0	0	0	0	0	0	0	.206
Mar 25	AUSTIN PEAY	*of	4	2	1	4	0	0	1	1	0	0	0	0	0	0	1	1	0	0	.211
03-27-15	at Bradley	*of	3	0	0	0	0	0	0	0	0	0	0	0	0	0	2	1	0	0	.195
03-28-15	at Bradley	*of	3	0	0	0	0	0	0	0	0	0	0	0	0	0	2	2	0	0	.182
Mar 31	at Murray State	of	0	0	0	0	0	0	0	0	0	0	0	0	0	0	0	0	0	0	.182
Apr 07	BELMONT	*of	4	0	2	0	0	0	0	0	0	0	0	0	0	0	2	2	0	0	.208
Apr 15	at Austin Peay	ph	1	0	0	0	0	0	0	0	0	0	0	0	0	0	0	0	0	0	.204
Apr 18	ILLINOIS STATE	ph	1	1	1	0	0	0	0	0	0	0	0	0	0	0	0	0	0	0	.220
Totals		13gs	50	3	11	7	0	0	1	2	0	0	0	0	0	0	18	18	0	0	.220

On base pct. .250 • Slugging pct. .280

11
MVC
CHAMPIONSHIPS

Year	avg	gp-gs	ab	r	h	2b	3b	hr	rbi	tb	slg%	bb	hbp	so	gdp	ob%	sf	sh	sb-att	po	a	e	fld%
2014	.218	22-14	55	8	12	2	1	0	3	16	.291	1	0	28	0	.232	0	0	0-0	22	0	0	1.000
2015	.220	20-13	50	3	11	0	0	1	7	14	.280	2	0	18	0	.250	0	0	0-0	18	0	0	1.000
TOTAL	.219	42-27	105	11	23	2	1	1	10	30	.286	3	0	46	0	.241	0	0	0-0	40	0	0	1.000



Will Farmer

Pos: INF
 Ht: 5-10
 Birthdate: Jan. 7, 1995
 Last School: Mundelein

B/T: R/R
 Wt: 180
 Hometown: Mundelein, Ill.

Class: Sophomore

15

Date	Opponent	Pos	AB	R	H	RBI	2B	3B	HR	BB	SB	CS	HBP	SAC	SF	GDP	K	PO	A	E	Avg
Feb 13	at TCU	*3b	2	0	0	0	0	0	0	0	0	0	0	1	0	0	0	1	0	0	.000
Feb 14	at TCU	*2b	5	0	1	0	0	0	0	0	0	0	0	0	0	0	0	0	4	1	.143
Feb 15	at TCU	*2b	3	0	1	0	0	0	0	0	0	0	0	0	0	0	0	1	2	1	.200
Feb 20	vs Eastern Kentucky	*3b	1	1	0	0	0	0	0	2	0	1	1	0	0	0	0	0	0	0	.182
Feb 21	vs Eastern Kentucky	*3b	5	0	1	0	1	0	0	0	0	0	0	0	0	0	1	0	0	0	.188
Feb 21	vs Eastern Kentucky	*2b	4	0	0	0	0	0	0	0	0	0	0	0	0	0	1	3	1	0	.150
Feb 22	vs Eastern Kentucky	*2b	4	0	0	0	0	0	0	0	1	0	0	0	0	0	2	2	4	0	.125
Feb 25	MURRAY STATE	*2b	4	0	1	0	0	0	0	0	0	0	0	1	0	0	0	3	3	0	.143
Feb 28	at Western Kentucky-1	*2b	2	1	0	1	0	0	0	2	0	0	0	1	0	0	0	3	1	0	.133
Feb 28	at Western Kentucky-2	*2b	4	0	0	0	0	0	0	0	0	1	0	0	0	0	1	4	0	1	.118
Mar 01	at Western Kentucky	*2b	4	1	1	0	0	0	0	1	0	0	0	1	0	0	1	2	3	0	.132
Mar 07	NORTHERN ILLINOIS	*2b	4	1	3	0	1	0	0	1	0	0	0	0	0	0	0	2	0	0	.190
Mar 08	NORTHERN ILLINOIS	*2b	3	1	1	0	0	0	0	2	0	0	0	0	0	0	0	1	2	0	.200
Mar 08	NORTHERN ILLINOIS	*2b	3	0	1	0	0	0	0	1	0	0	0	0	0	0	0	2	4	0	.208
Mar 10	at Belmont	*2b	4	1	1	0	0	0	0	1	0	0	0	0	0	0	2	3	1	0	.212
Mar 13	at Illinois	*2b	5	1	1	0	0	0	0	0	0	0	0	0	0	0	3	1	2	0	.211
Mar 14	at Illinois	*2b	4	0	0	0	0	0	0	0	0	0	0	0	0	0	0	3	6	0	.197
Mar 15	at Illinois	*2b	4	0	0	0	0	0	0	0	0	0	0	0	0	0	0	2	2	0	.185
Mar 17	at UT Martin	*2b	5	1	1	1	0	0	0	1	0	0	0	0	0	0	0	3	4	1	.186
Mar 20	WICHITA STATE	*2b	5	0	2	0	0	0	0	0	0	0	0	0	0	0	1	1	2	0	.200
Mar 21	WICHITA STATE	*2b	4	1	2	0	0	0	0	0	0	0	0	0	0	0	1	1	1	0	.215
Mar 22	WICHITA STATE	*2b	3	0	2	0	0	0	0	1	0	1	0	0	0	0	0	3	5	0	.232
Mar 25	AUSTIN PEAY	*2b	4	0	2	4	2	0	0	0	0	0	1	0	0	0	0	1	5	0	.244
03-27-15	at Bradley	*2b	4	0	0	0	0	0	0	0	0	0	0	0	0	0	1	0	1	0	.233
03-28-15	at Bradley	*2b	3	0	1	0	0	0	0	0	0	0	1	0	0	0	0	0	0	0	.237
03-29-15	at Bradley	*2b	3	1	1	0	0	0	0	2	0	0	0	0	0	0	0	2	3	0	.240
Mar 31	at Murray State	*2b	4	0	1	1	0	0	0	0	0	0	1	0	0	0	2	5	3	1	.240
Apr 02	CENTRAL ARKANSAS	*2b	4	0	1	0	0	0	0	0	0	0	0	0	0	0	1	0	1	0	.240
Apr 04	CENTRAL ARKANSAS	*2b	4	1	1	0	0	0	0	0	0	0	0	0	0	0	0	1	3	0	.241
Apr 04	CENTRAL ARKANSAS	*2b	4	0	0	0	0	0	0	1	1	0	0	0	0	0	0	3	1	1	.232
Apr 07	BELMONT	*2b	3	1	1	0	0	0	0	1	0	0	0	0	0	0	0	4	3	0	.235
Apr 08	ARKANSAS STATE	*2b	5	0	2	2	0	0	0	0	0	0	1	0	0	0	1	2	3	0	.242
Apr 10	at Indiana State	*2b	4	0	1	1	0	0	0	0	0	0	0	1	0	0	1	5	2	0	.242
Apr 11	at Indiana State	*2b	4	2	1	0	0	0	0	0	0	0	0	0	0	0	0	2	4	0	.242
Apr 12	at Indiana State	*2b	4	0	0	0	0	0	0	0	0	0	0	0	0	0	1	1	2	0	.235
Apr 14	at Southeast Missouri	*2b	4	0	2	0	0	0	0	0	0	0	0	1	0	0	1	2	1	0	.243
Apr 15	at Austin Peay	*2b	4	0	0	0	0	0	0	0	0	0	0	0	0	1	1	2	1	0	.236
Apr 17	ILLINOIS STATE	*2b	4	1	2	0	1	0	0	0	0	1	1	0	0	0	0	2	3	0	.243
Apr 18	ILLINOIS STATE	*2b	5	0	1	0	0	0	0	0	0	0	0	0	0	0	0	2	5	0	.242
Apr 19	ILLINOIS STATE	*2b	4	0	1	0	0	0	0	0	0	0	0	1	0	0	1	3	2	1	.242
Apr 21	SOUTHEAST MISSOU	*2b	4	1	2	1	0	0	0	1	0	0	0	0	0	0	0	2	3	0	.248
Apr 22	UT MARTIN	*2b	3	1	0	2	0	0	0	1	0	0	0	1	1	0	0	3	2	0	.244
Apr 24	DALLAS BAPTIST	*2b	4	1	2	0	0	0	0	0	0	0	0	0	0	0	0	4	2	0	.250
Apr 25	DALLAS BAPTIST	*2b	4	0	0	1	0	0	0	0	0	0	0	1	0	0	1	2	7	0	.244
Apr 26	DALLAS BAPTIST	*2b	4	0	1	1	0	0	0	0	0	0	0	0	0	0	1	2	1	1	.244
Apr 28	ILLINOIS	*2b	4	0	1	1	0	0	0	0	0	0	0	0	0	0	0	2	4	0	.244
May 01	at Evansville	*2b	5	1	1	1	0	0	0	0	0	0	0	0	1	0	0	3	3	0	.243
May 02	at Evansville	*2b	3	1	1	0	0	0	0	1	0	0	0	1	0	0	0	1	2	1	.245
May 03	at Evansville	*2b	5	1	1	0	1	0	0	0	0	0	0	0	0	0	0	5	5	0	.243
May 08	MISSOURI STATE	*2b	3	0	0	0	0	0	0	0	0	0	0	1	0	0	1	3	1	0	.240
May 09	MISSOURI STATE	*2b	4	0	0	0	0	0	0	0	0	0	0	0	0	0	3	2	2	0	.235
May 10	MISSOURI STATE	*2b	3	0	1	0	0	0	0	1	0	0	0	0	0	0	0	5	3	0	.236
May 14	at St. John's	*2b	4	0	0	0	0	0	0	0	0	0	0	0	0	0	2	2	2	0	.232
May 15	at St. John's	*2b	4	0	0	0	0	0	0	0	0	0	0	0	0	0	2	3	4	0	.227
May 16	at St. John's	*2b	4	0	0	0	0	0	0	0	0	0	0	0	0	2	0	1	2	0	.223
Totals		55gs	211	21	47	17	6	0	0	20	2	4	5	12	1	4	33	118	133	9	.223

Year	avg	gp-gs	ab	r	h	2b	3b	hr	rbi	tb	slg%	bb	hbp	so	gdp	ob%	sf	sh	sb-att	po	a	e	fld%
2014	.268	35-29	97	12	26	4	0	0	9	30	.309	8	4	11	1	.345	1	6	3-3	33	54	11	.888
2015	.223	55-55	211	21	47	6	0	0	17	53	.251	20	5	33	4	.304	1	12	2-6	118	133	9	.965
TOTAL	.237	90-84	308	33	73	10	0	0	26	83	.269	28	9	44	5	.317	2	18	5-9	151	187	20	.944



Jack Granath

Pos: RHP
 Ht: 6-6
 Birthdate: May 21, 1995
 High School: Hononegah (Ill.)

B/T: R/R
 Wt: 195
 Hometown: Rockton, Ill.

Class: RS Freshman

44

Date	Opponent	GS	IP	H	R	ER	BB	SO	2B	3B	HR	WP	BK	HBP	IBB	Score	W-L	Sv	ERA	NP
Apr 07	BELMONT		1.0	1	0	0	0	1	1	0	0	0	0	1	0	1-11	0-0	0	0.00	3
Apr 15	at Austin Peay		2.0	2	1	1	0	2	0	1	0	0	0	0	0	6-17	0-0	0	3.00	26
Apr 18	ILLINOIS STATE		0.2	2	2	2	0	0	1	0	0	0	0	1	0	4-13	0-0	0	7.36	16
Totals		0	3.2	5	3	3	0	3	2	1	0	0	0	2	0	11-41	0-0	0	7.36	-

11
M
V
C
C
H
A
M
P
I
O
N
S
H
I
P
S

Year	era	w-l	app	gs	cg	sho	sv	ip	h	r	er	bb	so	2b	3b	hr	bf	bavg	wp	hbp	bk	sfa	sha
2015	7.36	0-0	3	0	0	0/0	0	3.2	5	3	3	0	3	2	1	0	17	.333	0	2	0	0	0
TOTAL	7.36	0-0	3	0	0	0/0	0	3.2	5	3	3	0	3	2	1	0	17	.333	0	2	0	0	0



Jake Hand

Pos: C
Ht: 5-9
Birthdate: April 11, 1995
Last School: Thunder Ridge

B/T: R/R
Wt: 195
Hometown: Highlands Ranch, Colo.

Class: Sophomore

30

Date	Opponent	Pos	AB	R	H	RBI	2B	3B	HR	BB	SB	CS	HBP	SAC	SF	GDP	K	PO	A	E	Avg
Feb 13	at TCU	*of	3	0	2	0	0	0	0	0	0	0	1	0	0	0	0	1	0	0	.667
Feb 14	at TCU	*of	3	1	1	0	0	0	0	0	0	0	0	0	0	0	2	0	0	0	.500
Feb 15	at TCU	*of	3	0	0	0	0	0	0	0	0	0	0	0	0	0	0	1	0	0	.333
Feb 20	vs Eastern Kentucky	*of	4	0	0	0	0	0	0	0	0	0	0	0	0	0	1	2	0	0	.231
Feb 21	vs Eastern Kentucky	*of	3	2	1	0	0	0	0	1	0	0	0	0	0	0	1	0	0	0	.250
Feb 21	vs Eastern Kentucky	*of	3	1	1	0	0	0	0	1	0	0	0	0	0	0	1	3	0	0	.263
Feb 22	vs Eastern Kentucky	*of	4	0	0	0	0	0	0	0	0	1	0	0	0	0	1	1	0	0	.217
Feb 25	MURRAY STATE	*of	5	0	0	0	0	0	0	0	0	0	0	0	0	0	2	0	0	0	.179
Feb 28	at Western Kentucky-1	*of	4	0	1	2	0	0	0	1	0	0	0	0	0	0	1	2	0	0	.188
Feb 28	at Western Kentucky-2	*of	3	0	0	0	0	0	0	0	0	0	0	0	0	0	1	2	0	0	.171
Mar 01	at Western Kentucky	*of	5	1	3	0	0	0	0	0	0	0	0	0	0	0	1	1	0	2	.225
Mar 07	NORTHERN ILLINOIS	*of	3	0	1	2	0	0	0	1	0	0	0	0	0	0	0	1	0	0	.233
Mar 08	NORTHERN ILLINOIS	*of	3	0	1	1	0	0	0	1	0	0	0	0	0	0	0	1	0	0	.239
Mar 08	NORTHERN ILLINOIS	*of	4	0	2	0	0	0	0	0	0	0	0	0	0	1	0	2	0	0	.260
Mar 10	at Belmont	*of	4	0	2	2	1	0	0	0	0	0	0	0	0	0	0	2	0	0	.278
Mar 13	at Illinois	*dh	4	0	2	0	0	0	0	0	0	0	0	0	0	0	1	0	0	0	.293
Mar 14	at Illinois	*dh	4	0	0	0	0	0	0	0	0	0	0	0	0	0	0	0	0	0	.274
Mar 15	at Illinois	*dh	4	0	0	0	0	0	0	0	0	0	0	0	0	0	0	0	0	0	.258
Mar 17	at UT Martin	*dh	4	1	2	1	1	0	0	0	0	0	0	1	0	0	1	0	0	0	.271
Mar 20	WICHITA STATE	*of	3	0	1	1	0	0	0	1	0	0	0	0	0	0	0	0	0	1	.274
Mar 21	WICHITA STATE	*of	3	1	2	1	0	0	0	0	0	0	0	0	0	0	0	3	0	0	.289
Mar 22	WICHITA STATE	*of	3	1	0	0	0	0	0	1	0	0	0	0	0	0	1	1	0	0	.278
Mar 25	AUSTIN PEAY	*dh	3	2	1	1	1	0	0	2	0	0	0	0	0	0	1	0	0	0	.280
03-27-15	at Bradley	*dh	4	0	0	0	0	0	0	0	0	0	0	0	0	0	1	0	0	0	.267
03-28-15	at Bradley	*dh	3	0	0	0	0	0	0	0	0	0	0	0	0	0	0	0	0	0	.258
03-29-15	at Bradley	ph	1	0	0	0	0	0	0	0	0	0	0	0	0	0	1	0	0	0	.256
Mar 31	at Murray State	1b/ph	1	0	1	2	0	1	0	0	0	0	0	0	0	0	0	0	0	0	.264
Apr 02	CENTRAL ARKANSAS	*dh	4	0	0	0	0	0	0	0	0	0	0	0	0	0	1	0	0	0	.253
Apr 04	CENTRAL ARKANSAS	ph	1	0	0	0	0	0	0	0	0	0	0	0	0	0	0	0	0	0	.250
Apr 07	BELMONT	ph	1	0	0	0	0	0	0	0	0	0	0	0	0	0	0	0	0	0	.247
Apr 10	at Indiana State	ph	1	1	1	0	0	0	0	0	0	0	0	0	0	0	0	0	0	0	.255
Apr 12	at Indiana State	ph	1	0	0	0	0	0	0	0	0	0	0	0	0	1	0	0	0	0	.253
Apr 14	at Southeast Missouri	ph	1	0	1	0	0	0	0	0	0	0	0	0	0	0	0	0	0	0	.260
Apr 15	at Austin Peay	*dh	3	0	0	0	0	0	0	0	0	0	0	0	0	0	0	0	0	0	.252
Apr 17	ILLINOIS STATE	*dh	5	1	1	0	0	0	0	0	0	0	0	0	0	0	0	0	0	0	.250
Apr 18	ILLINOIS STATE	*dh	3	1	0	0	0	0	0	0	0	0	0	0	0	0	0	0	0	0	.243
Apr 22	UT MARTIN	ph	1	0	0	0	0	0	0	0	0	0	0	0	0	0	1	0	0	0	.241
May 02	at Evansville	ph	1	0	0	0	0	0	0	0	0	0	0	0	0	0	0	0	0	0	.239
May 10	MISSOURI STATE	ph	1	0	0	0	0	0	0	0	0	0	0	0	0	0	1	0	0	0	.237
May 15	at St. John's	ph	1	0	0	0	0	0	0	0	0	0	0	0	0	0	0	0	0	0	.235
Totals			29gs	115	13	27	13	3	1	9	0	1	1	1	0	2	20	23	0	3	.235

On base pct. .296 • Slugging pct. .278

Year	avg	gp-gs	ab	r	h	2b	3b	hr	rbi	tb	slg%	bb	hbp	so	gdp	ob%	sf	sh	sb-att	po	a	e	fld%
2014	.235	44-30	119	12	28	0	0	0	9	28	.235	11	1	15	2	.305	0	5	0-0	83	3	1	.989
2015	.235	40-29	115	13	27	3	1	0	13	32	.278	9	1	20	2	.296	0	1	0-1	23	0	3	.885
TOTAL	.235	84-59	234	25	55	3	1	0	22	60	.256	20	2	35	4	.301	0	6	0-1	106	3	4	.965



Aaron Hauge

Pos: LHP
 Ht: 6-0
 Birthdate: May 21, 1992
 Last School: Heartland CC

B/T: L/L
 Wt: 205
 Hometown: Homewood, Ill.

Class: RS Senior

27

Date	Opponent	GS	IP	H	R	ER	BB	SO	2B	3B	HR	WP	BK	HBP	IBB	Score	W-L	Sv	ERA	NP
Feb 13	at TCU	*	5.0	3	1	1	2	4	1	0	0	0	0	0	0	0-5	0-1	0	1.80	80
Feb 20	vs Eastern Kentucky	*	8.0	5	1	1	1	6	2	0	0	0	0	0	0	4-1	1-1	0	1.38	99
Feb 28	at Western Kentucky-1	*	4.2	7	6	6	3	4	5	0	0	2	0	0	0	6-8	1-2	0	4.08	114
Mar 07	NORTHERN ILLINOIS	*	6.2	7	4	2	3	5	1	0	0	1	0	0	0	5-4	1-2	0	3.70	116
Mar 13	at Illinois	*	8.0	7	0	0	2	6	1	0	0	1	0	0	0	2-0	2-2	0	2.78	117
Mar 20	WICHITA STATE	*	5.0	3	2	0	5	9	1	0	0	2	0	0	0	2-3	2-2	0	2.41	109
03-27-15	at Bradley	*	8.0	5	1	1	2	12	2	1	0	2	0	1	0	0-1	2-3	0	2.18	111
Apr 02	CENTRAL ARKANSAS	*	6.0	2	2	2	8	6	1	0	0	1	0	0	0	2-5	2-3	0	2.28	102
Apr 10	at Indiana State	*	8.0	5	3	1	3	7	0	0	1	2	0	1	0	5-3	3-3	0	2.12	59
Apr 17	ILLINOIS STATE	*	2.1	3	2	2	3	2	1	0	0	0	0	0	0	7-6	3-3	0	2.34	60
May 14	at St. John's	*	1.0	5	7	7	1	1	1	0	1	0	1	1	0	2-9	3-4	0	3.30	33
Totals		11	62.2	52	29	23	33	62	16	1	2	11	1	3	0	35-45	3-4	0	3.30	-

11
M
V
C
C
H
A
M
P
I
O
N
S
H
I
P
S

Year	era	w-l	app	gs	cg	sho	sv	ip	h	r	er	bb	so	2b	3b	hr	bf	bavg	wp	hbp	bk	sfa	sha
2014	3.60	3-4	12	12	0	0/1	0	60.0	53	29	24	30	42	9	0	3	266	.232	5	3	0	0	5
2015	3.30	3-4	11	11	1	0/1	0	62.2	52	29	23	33	62	16	1	2	265	.233	11	3	1	1	5
TOTAL	3.45	6-8	23	23	1	0/2	0	122.2	105	58	47	63	104	25	1	5	531	.233	16	6	1	1	10



Colin Holderman

Pos: RHP

Ht: 6-5

Birthdate: Oct. 8, 1995

High School: Bradley-Bourbannis (Ill.)

B/T: R/R

Wt: 200

Hometown: Bourbannis, Ill.

Class: Freshman

24

Date	Opponent	Pos	AB	R	H	RBI	2B	3B	HR	BB	SB	CS	HBP	SAC	SF	GDP	K	PO	A	E	Avg	
Feb 15	at TCU	ph	1	0	0	0	0	0	0	0	0	0	0	0	0	0	0	0	0	0	0	.000
Feb 28	at Western Kentucky-2	ph	1	0	0	0	0	0	0	1	0	0	0	0	0	0	0	0	0	0	0	.000
Mar 08	NORTHERN ILLINOIS	*dh	4	0	0	0	0	0	0	0	0	0	0	0	0	1	0	0	0	0	0	.000
Mar 10	at Belmont	of	1	0	0	0	0	0	0	0	0	0	0	0	0	0	0	0	0	0	0	.000
May 14	at St. John's	ph	1	0	0	0	0	0	0	0	0	0	0	0	0	0	0	0	0	0	0	.000
Totals		1gs	8	0	0	0	0	0	0	1	0	0	0	0	0	1	0	0	0	0	0	.000

On base pct. .111 • Slugging pct. .000

Date	Opponent	GS	IP	H	R	ER	BB	SO	2B	3B	HR	WP	BK	HBP	IBB	Score	W-L	Sv	ERA	NP
Feb 14	at TCU		2.2	3	2	2	1	2	0	1	0	0	0	0	0	4-16	0-0	0	6.75	42
Feb 25	MURRAY STATE	*	3.0	3	2	2	1	1	1	0	0	1	0	3	0	2-3	0-0	0	6.35	44
Mar 21	WICHITA STATE		2.0	3	5	5	4	0	2	0	0	0	1	0	0	6-20	0-0	0	10.57	31
Apr 07	BELMONT		1.1	2	3	3	2	0	0	1	0	0	0	1	0	1-11	0-0	0	12.00	34
Apr 15	at Austin Peay		2.0	5	4	4	1	1	2	0	0	0	0	0	0	6-17	0-0	0	13.09	35
Apr 18	ILLINOIS STATE		4.1	3	4	4	3	2	1	0	0	1	0	0	0	4-13	0-0	0	11.74	78
Apr 21	SOUTHEAST MISSOU		5.0	1	0	0	2	1	1	0	0	0	0	0	0	6-2	1-0	0	8.85	76
Apr 28	ILLINOIS	*	3.0	6	5	5	3	1	3	0	1	0	0	0	0	5-7	1-1	0	9.64	70
May 03	at Evansville		4.2	5	1	1	0	4	2	0	0	1	0	0	0	5-4	2-1	0	8.36	67
May 10	MISSOURI STATE		3.0	1	1	1	3	0	1	0	0	0	0	0	0	3-5	2-2	0	7.84	46
May 16	at St. John's	*	4.0	2	3	1	1	2	0	0	0	1	0	0	0	3-4	2-2	0	7.20	40
Totals		3	35.0	34	30	28	21	14	13	2	1	4	1	4	0	45-102	2-2	0	7.20	-

11 M V C C H A M P I O N S H I P S

Year	avg	gp-gs	ab	r	h	2b	3b	hr	rbi	tb	slg%	bb	hbp	so	gdp	ob%	sf	sh	sb-att	po	a	e	fld%
2015	.000	16-4	8	0	0	0	0	0	0	0	.000	1	0	0	1	.111	0	0	0-0	1	4	2	.714
TOTAL	.000	16-4	8	0	0	0	0	0	0	0	.000	1	0	0	1	.111	0	0	0-0	1	4	2	.714

Year	era	w-l	app	gs	cg	sho	sv	ip	h	r	er	bb	so	2b	3b	hr	bf	bavg	wp	hbp	bk	sfa	sha
2015	7.20	2-2	11	3	0	0/0	0	35.0	34	30	28	21	14	13	2	1	158	.274	4	4	1	5	4
TOTAL	7.20	2-2	11	3	0	0/0	0	35.0	34	30	28	21	14	13	2	1	158	.274	4	4	1	5	4



Nick Hutchins

Pos: C
 Ht: 6-0
 Birthdate: Nov. 17, 1995
 High School: Franklin (Tenn.)

B/T: R/R
 Wt: 215
 Hometown: Franklin, Tenn.

Class: Freshman

8

11
M
V
C
C
H
A
M
P
I
O
N
S
H
I
P
S

Date	Opponent	Pos	AB	R	H	RBI	2B	3B	HR	BB	SB	CS	HBP	SAC	SF	GDP	K	PO	A	E	Avg
Feb 14	at TCU	*c	4	0	1	1	0	0	0	0	0	0	0	0	0	1	0	4	2	0	.250
Feb 15	at TCU	ph/c	1	0	0	0	0	0	0	0	0	0	0	0	0	0	1	1	0	0	.200
Feb 21	vs Eastern Kentucky	*c	2	1	0	0	0	0	0	1	0	0	0	0	0	0	2	3	0	0	.143
Feb 22	vs Eastern Kentucky	*c	3	0	1	0	0	0	0	0	0	0	0	0	0	0	0	7	1	0	.200
Feb 25	MURRAY STATE	*c	0	0	0	0	0	0	0	1	0	0	0	0	0	0	0	0	0	0	.200
Feb 28	at Western Kentucky-2	*c	3	0	0	0	0	0	0	0	0	0	0	0	0	0	2	5	2	0	.154
Mar 08	NORTHERN ILLINOIS	*c	4	0	1	0	0	0	0	0	0	0	0	0	0	0	1	10	2	0	.176
Mar 15	at Illinois	*c	3	0	1	0	0	0	0	0	0	0	0	0	0	0	1	2	0	0	.200
Mar 21	WICHITA STATE	*c	1	0	0	0	0	0	0	0	0	0	0	0	0	0	1	0	0	0	.190
Mar 25	AUSTIN PEAY	*c	5	2	2	3	1	0	1	0	0	0	0	0	0	0	0	10	0	0	.231
03-28-15	at Bradley	*c	3	0	2	0	1	0	0	0	0	0	0	0	0	0	0	6	1	0	.276
03-29-15	at Bradley	*dh/c	4	1	0	0	0	0	0	1	0	0	0	0	0	0	1	1	0	0	.242
Mar 31	at Murray State	*c	4	0	0	0	0	0	0	0	0	0	0	0	0	0	1	9	0	1	.216
Apr 04	CENTRAL ARKANSAS	*c	4	0	0	0	0	0	0	0	0	0	0	0	0	1	1	7	2	0	.195
Apr 07	BELMONT	*c	0	0	0	0	0	0	0	0	0	0	0	0	0	0	0	1	0	0	.195
Apr 08	ARKANSAS STATE	*c	5	0	0	1	0	0	0	0	0	0	0	0	0	0	1	7	2	0	.174
Apr 10	at Indiana State	*c	1	0	0	0	0	0	0	0	0	0	0	0	0	0	1	2	0	0	.170
Apr 11	at Indiana State	*c	3	1	3	2	1	0	0	0	0	0	0	0	1	0	0	8	1	0	.220
Apr 12	at Indiana State	*c	4	0	2	0	0	0	0	0	0	0	0	0	0	0	1	8	2	0	.241
Apr 15	at Austin Peay	*c	4	1	2	1	0	0	1	0	0	0	0	0	0	0	0	6	0	0	.259
Apr 17	ILLINOIS STATE	*c	5	1	1	1	0	0	1	0	0	0	0	0	0	0	2	6	1	0	.254
Apr 19	ILLINOIS STATE	*c	4	1	2	1	0	0	0	1	0	0	0	0	0	1	0	8	0	0	.269
Apr 22	UT MARTIN	*c	5	0	1	2	0	0	0	0	0	0	0	0	0	0	1	2	0	0	.264
Apr 24	DALLAS BAPTIST	*c	4	0	0	0	0	0	0	0	0	0	0	0	0	0	1	4	1	0	.250
Apr 25	DALLAS BAPTIST	*c	0	0	0	0	0	0	0	0	0	0	0	0	0	0	0	1	0	0	.250
Apr 26	DALLAS BAPTIST	*c	4	1	1	0	0	0	0	0	0	0	0	0	0	0	1	6	0	0	.250
Apr 28	ILLINOIS	*c	4	0	0	0	0	0	0	0	0	0	0	0	0	0	3	4	1	0	.238
May 01	at Evansville	*c	2	0	1	1	0	0	0	1	0	0	1	0	0	0	0	9	2	0	.244
May 03	at Evansville	*c	4	0	2	2	0	0	0	0	0	0	0	0	0	0	2	4	0	0	.256
May 08	MISSOURI STATE	*c	3	0	0	0	0	0	0	0	0	0	0	0	0	0	0	8	0	0	.247
May 10	MISSOURI STATE	*c	4	1	3	0	1	0	0	0	0	0	0	0	0	0	1	3	0	0	.268
May 14	at St. John's	*c	4	0	0	0	0	0	0	0	0	0	0	0	0	0	2	5	1	0	.257
May 16	at St. John's	*c	3	0	0	0	0	0	0	0	0	0	1	0	0	0	0	2	0	0	.250
Totals		27gs	104	10	26	15	4	0	3	5	0	0	2	0	1	3	27	159	21	1	.250

On base pct. .295 • Slugging pct. .375

Year	avg	gp-gs	ab	r	h	2b	3b	hr	rbi	tb	slg%	bb	hbp	so	gdp	ob%	sf	sh	sb-att	po	a	e	fld%
2015	.250	33-27	104	10	26	4	0	3	15	39	.375	5	2	27	3	.295	1	0	0-0	159	21	1	.994
TOTAL	.250	33-27	104	10	26	4	0	3	15	39	.375	5	2	27	3	.295	1	0	0-0	159	21	1	.994



Michael Klein

Pos: OF
 Ht: 6-4
 Birthdate: Nov. 12, 1995
 High School: Wesclin (Ill.)

B/T: R/R
 Wt: 200
 Hometown: Trenton, Ill.

Class: Freshman

21

Date	Opponent	Pos	AB	R	H	RBI	2B	3B	HR	BB	SB	CS	HBP	SAC	SF	GDP	K	PO	A	E	Avg
Feb 14	at TCU	of	2	0	0	0	0	0	0	0	0	0	0	0	0	0	0	1	1	0	.000
Feb 15	at TCU	ph/of	1	0	0	0	0	0	0	0	0	0	0	0	0	0	0	0	0	0	.000
Feb 20	vs Eastern Kentucky	of	0	0	0	0	0	0	0	0	0	0	0	0	0	0	0	0	0	0	.000
Feb 21	vs Eastern Kentucky	*of	4	1	1	0	1	0	0	0	0	0	0	0	0	0	0	4	0	0	.143
Feb 28	at Western Kentucky-2	*of	3	0	0	0	0	0	0	0	0	0	0	0	0	0	2	3	0	0	.100
Mar 08	NORTHERN ILLINOIS	of	2	0	0	0	0	0	0	0	0	0	0	0	0	1	0	0	0	0	.083
Mar 10	at Belmont	of	0	0	0	0	0	0	0	0	0	0	0	0	0	0	0	0	0	0	.083
Mar 13	at Illinois	*of/of	4	0	1	0	0	0	0	0	0	0	0	0	0	0	2	3	0	0	.125
Mar 17	at UT Martin	of	0	0	0	0	0	0	0	0	0	0	0	0	0	0	0	0	0	0	.125
Mar 21	WICHITA STATE	ph	1	0	0	0	0	0	0	0	0	0	0	0	0	0	1	0	0	0	.118
Mar 25	AUSTIN PEAY	of	0	0	0	0	0	0	0	0	0	0	0	0	0	0	0	0	0	0	.118
Apr 04	CENTRAL ARKANSAS	pr	0	0	0	0	0	0	0	0	0	0	0	0	0	0	0	0	0	0	.118
Apr 07	BELMONT	ph/of	1	0	0	0	0	0	0	0	0	0	0	0	0	0	0	1	0	0	.111
Apr 15	at Austin Peay	of	1	0	0	0	0	0	0	0	0	0	0	0	0	0	0	1	0	0	.105
Apr 17	ILLINOIS STATE	pr	0	1	0	0	0	0	0	0	0	0	0	0	0	0	0	0	0	0	.105
Apr 18	ILLINOIS STATE	ph	1	0	0	0	0	0	0	0	0	0	0	0	0	0	1	0	0	0	.100
May 14	at St. John's	ph	1	0	0	0	0	0	0	0	0	0	0	0	0	0	1	0	0	0	.095
Totals		3gs	21	2	2	0	1	0	0	0	0	0	0	0	0	1	7	13	1	0	.095

On base pct. .095 • Slugging pct. .143

CHAMPIONSHIPS

Year	avg	gp-gs	ab	r	h	2b	3b	hr	rbi	tb	slg%	bb	hbp	so	gdp	ob%	sf	sh	sb-att	po	a	e	fld%
2015	.095	17-3	21	2	2	1	0	0	0	3	.143	0	0	7	1	.095	0	0	0-0	13	1	0	1.000
TOTAL	.095	17-3	21	2	2	1	0	0	0	3	.143	0	0	7	1	.095	0	0	0-0	13	1	0	1.000




Connor Kopach

Pos: INF
 Ht: 6-0
 Birthdate: Aug. 4, 1994
 High School: Downers Grove North

B/T: R/R
 Wt: 170
 Hometown: Westmont, Ill.

Class: Sophomore



Date	Opponent	Pos	AB	R	H	RBI	2B	3B	HR	BB	SB	CS	HBP	SAC	SF	GDP	K	PO	A	E	Avg
Feb 13	at TCU	*2b	3	0	0	0	0	0	0	0	0	0	1	0	0	0	0	2	3	0	.000
Feb 20	vs Eastern Kentucky	*2b	5	1	3	1	0	0	0	0	1	0	0	0	0	0	1	1	3	0	.375
Feb 21	vs Eastern Kentucky	*2b	3	0	0	0	0	0	0	0	0	0	1	0	0	0	2	0	6	0	.273
Feb 21	vs Eastern Kentucky	dh	0	0	0	0	0	0	0	0	0	0	0	0	0	0	0	0	0	0	.273
Totals		3gs	11	1	3	1	0	0	0	0	1	0	2	0	0	0	3	3	12	0	.273

On base pct. .385 • Slugging pct. .273

11
M
V
C
C
H
A
M
P
I
O
N
S
H
I
P
S

Year	avg	gp-gs	ab	r	h	2b	3b	hr	rbi	tb	slg%	bb	hbp	so	gdp	ob%	sf	sh	sb-att	po	a	e	fld%
2014	.222	49-39	144	17	32	5	2	0	5	41	.285	13	4	28	4	.302	1	5	9-11	79	117	4	.980
2015	.273	4-3	11	1	3	0	0	0	1	3	.273	0	2	3	0	.385	0	0	1-1	3	12	0	1.000
TOTAL	.226	53-42	155	18	35	5	2	0	6	44	.284	13	6	31	4	.309	1	5	10-12	82	129	4	.981



Greg Lambert

Pos: INF
 Ht: 6-0
 Birthdate: Sept. 27, 1995
 High School: Madison Academy

B/T: R/R
 Wt: 190
 Hometown: Athens, Ala.

Class: Freshman

16

Date	Opponent	Pos	AB	R	H	RBI	2B	3B	HR	BB	SB	CS	HBP	SAC	SF	GDP	K	PO	A	E	Avg
Feb 13	at TCU	*1b	4	0	1	0	0	0	0	0	0	0	0	0	0	0	0	7	0	0	.250
Feb 14	at TCU	*1b	4	1	1	0	0	0	0	0	0	0	0	0	0	0	2	8	2	0	.250
Feb 15	at TCU	*1b/3b	4	0	1	0	0	0	0	0	0	0	0	0	0	0	1	7	2	0	.250
Feb 20	vs Eastern Kentucky	*1b	2	1	0	1	0	0	0	0	0	0	1	0	1	0	0	8	1	0	.214
Feb 21	vs Eastern Kentucky	*1b	4	0	1	0	1	0	0	0	0	0	0	0	0	0	0	10	2	1	.222
Feb 21	vs Eastern Kentucky	*1b	4	0	1	0	0	0	0	0	0	0	0	0	1	0	5	0	0	0	.227
Feb 22	vs Eastern Kentucky	*3b/1b	4	0	2	1	0	0	0	0	0	0	0	0	0	0	1	1	0	0	.269
Feb 25	MURRAY STATE	*3b	5	0	1	1	0	0	0	0	0	0	0	0	0	0	1	2	2	1	.258
Feb 28	at Western Kentucky-1	*3b	5	0	3	3	0	0	0	0	0	0	0	0	0	1	0	0	1	0	.306
Feb 28	at Western Kentucky-2	*1b	4	1	1	0	0	0	0	0	0	0	0	0	0	0	8	0	0	0	.300
Mar 01	at Western Kentucky	*3b	4	1	1	0	0	0	0	1	0	0	0	0	0	1	0	1	3	0	.295
Mar 07	NORTHERN ILLINOIS	*3b	4	0	1	2	0	0	0	1	0	0	0	0	0	0	0	1	4	0	.292
Mar 08	NORTHERN ILLINOIS	*3b	5	0	1	0	0	0	0	0	0	0	0	0	0	0	0	1	0	0	.283
Mar 08	NORTHERN ILLINOIS	*1b	4	0	1	0	0	0	0	0	0	0	0	0	0	0	12	1	0	0	.281
Mar 10	at Belmont	*3b	5	1	2	0	0	0	0	0	0	0	0	0	0	0	1	1	2	0	.290
Mar 17	at UT Martin	*3b	5	1	2	1	0	0	1	0	0	0	0	0	0	0	1	0	0	0	.299
Mar 20	WICHITA STATE	*3b	4	1	0	0	0	0	0	0	0	0	0	0	0	0	1	1	3	2	.282
Mar 21	WICHITA STATE	*dh	3	0	0	0	0	0	0	1	0	0	0	0	0	1	0	0	0	0	.270
Mar 22	WICHITA STATE	*dh	3	0	1	0	0	0	0	1	0	0	0	0	0	0	0	0	0	0	.273
Mar 25	AUSTIN PEAY	*3b/1b	3	1	1	1	0	0	0	0	0	0	2	0	0	0	1	7	1	0	.275
03-27-15	at Bradley	*1b	4	0	1	0	0	0	0	0	0	0	0	0	0	0	0	5	1	1	.274
03-28-15	at Bradley	*3b	3	0	1	0	0	0	0	0	0	0	0	0	0	0	1	1	1	2	.276
03-29-15	at Bradley	*3b	5	0	2	0	1	0	0	0	0	0	0	0	0	0	0	0	2	0	.283
Mar 31	at Murray State	*3b/1b	5	2	3	2	1	0	0	0	0	0	0	0	0	0	0	2	1	0	.299
Apr 02	CENTRAL ARKANSAS	*3b/1b	3	0	0	0	0	0	0	1	0	1	0	0	0	0	0	1	1	0	.290
Apr 04	CENTRAL ARKANSAS	*3b	4	0	3	2	1	0	0	0	0	0	0	0	0	0	0	1	1	0	.308
Apr 04	CENTRAL ARKANSAS	*1b	5	0	3	2	1	0	0	0	0	0	0	0	0	0	0	5	1	0	.321
Apr 07	BELMONT	*3b	4	0	0	0	0	0	0	0	0	0	0	0	0	0	1	1	1	0	.310
Apr 08	ARKANSAS STATE	*1b	5	1	0	0	0	0	0	1	0	0	0	0	0	0	2	8	1	0	.297
Apr 10	at Indiana State	*1b	4	0	1	0	0	0	0	0	0	0	1	0	0	0	1	6	0	0	.295
Apr 11	at Indiana State	*1b	4	1	3	1	0	0	0	0	0	0	0	0	0	0	0	13	0	0	.310
Apr 12	at Indiana State	*1b	4	1	2	1	0	0	1	0	0	0	0	0	0	0	5	0	0	0	.315
Apr 14	at Southeast Missouri	*1b	5	1	1	0	0	0	0	0	0	0	0	0	0	1	1	7	1	0	.311
Apr 15	at Austin Peay	*1b/of	4	0	0	0	0	0	0	0	0	0	0	0	0	0	2	0	0	0	.302
Apr 17	ILLINOIS STATE	*1b/3b	3	1	0	0	0	0	0	2	0	0	0	0	0	0	1	9	1	1	.296
Apr 18	ILLINOIS STATE	*1b	4	0	0	0	0	0	0	1	0	0	0	0	0	0	0	9	1	0	.288
Apr 19	ILLINOIS STATE	*1b	5	2	3	2	2	0	0	0	0	0	0	0	0	0	0	7	0	0	.298
Apr 21	SOUTHEAST MISSOU	*1b	5	0	1	0	0	0	0	0	0	0	0	0	0	0	1	8	1	0	.295
Apr 22	UT MARTIN	*1b/3b	5	2	4	1	1	0	0	1	0	0	0	0	0	0	0	9	1	0	.311
Apr 24	DALLAS BAPTIST	*1b	3	0	1	1	0	0	0	1	0	0	0	0	0	0	1	7	1	0	.311
Apr 25	DALLAS BAPTIST	*1b	5	1	2	0	0	0	0	0	0	0	0	0	0	0	1	10	1	0	.314
Apr 26	DALLAS BAPTIST	*1b	3	0	0	0	0	0	0	1	0	0	0	0	0	0	3	9	1	0	.308
Apr 28	ILLINOIS	*1b	3	1	0	0	0	0	0	1	0	0	0	0	0	0	2	8	0	0	.303
May 01	at Evansville	*1b	4	0	1	0	0	0	0	0	0	0	0	0	0	0	0	3	1	0	.302
May 02	at Evansville	*1b	4	0	2	1	0	0	0	1	0	0	0	0	0	0	0	8	0	0	.306
May 03	at Evansville	*1b	5	0	1	0	0	0	0	0	1	0	0	0	0	0	0	12	1	0	.303
May 08	MISSOURI STATE	*1b	3	0	0	0	0	0	0	0	0	0	0	0	0	0	2	4	1	0	.298
May 09	MISSOURI STATE	*1b	3	0	0	0	0	0	0	1	0	0	0	0	0	0	0	11	0	0	.294
May 10	MISSOURI STATE	*1b	4	0	0	0	0	0	0	0	0	0	0	0	0	0	1	12	0	0	.288
May 14	at St. John's	*1b	4	0	0	0	0	0	0	0	0	0	0	0	0	0	2	6	1	0	.282
May 15	at St. John's	*dh	4	1	1	0	0	0	0	1	0	0	0	0	0	0	1	0	0	0	.282
May 16	at St. John's	*1b	4	1	1	0	0	0	0	0	0	0	0	0	0	0	1	13	0	0	.281
Totals		52gs	210	23	59	23	8	0	2	16	1	1	4	0	1	5	31	282	46	8	.281

On base pct. .342 • Slugging pct. .348

Year	avg	gp-gs	ab	r	h	2b	3b	hr	rbi	tb	slg%	bb	hbp	so	gdp	ob%	sf	sh	sb-att	po	a	e	fld%
2015	.281	52-52	210	23	59	8	0	2	23	73	.348	16	4	31	5	.342	1	0	1-2	282	46	8	.976
TOTAL	.281	52-52	210	23	59	8	0	2	23	73	.348	16	4	31	5	.342	1	0	1-2	282	46	8	.976



Alex Lesiak

Pos: RHP B/T: R/R
 Ht: 6-5 Wt: 220
 Birthdate: Aug. 23, 1993 Hometown: Tinley Park, Ill.
 Last School: Parkland CC

Class: Junior

12

Date	Opponent	GS	IP	H	R	ER	BB	SO	2B	3B	HR	WP	BK	HBP	IBB	Score	W-L	Sv	ERA	NP
Feb 15	at TCU	*	2.1	4	7	6	3	0	3	0	0	0	1	1	0	0-11	0-1	0	23.14	57
Feb 22	vs Eastern Kentucky	*	4.0	5	2	2	1	1	1	0	2	0	0	1	0	2-5	0-1	0	11.37	65
Feb 28	at Western Kentucky-1	*	2.0	5	2	2	2	2	0	0	0	2	0	0	0	6-8	0-1	0	10.80	45
Mar 17	at UT Martin	*	4.0	8	4	4	2	4	1	0	1	0	0	0	0	7-8	0-1	0	10.22	67
Mar 25	AUSTIN PEAY	*	6.1	8	2	2	1	5	0	0	1	1	0	0	0	14-3	1-1	0	7.71	96
Mar 31	at Murray State	*	3.1	8	5	4	1	3	1	0	0	0	0	0	0	8-9	1-1	0	8.18	56
Apr 07	BELMONT	*	3.1	7	4	4	2	1	1	1	1	1	0	0	0	1-11	1-2	0	8.53	58
Totals		6	25.1	45	26	24	12	16	7	1	5	4	1	2	0	38-55	1-2	0	8.53	-

11
M
V
C
C
H
A
M
P
I
O
N
S
H
I
P
S

Year	era	w-l	app	gs	cg	sho	sv	ip	h	r	er	bb	so	2b	3b	hr	bf	bavg	wp	hbp	bk	sfa	sha
2015	8.53	1-2	7	6	0	0/0	0	25.1	45	26	24	12	16	7	1	5	130	.402	4	2	1	2	2
TOTAL	8.53	1-2	7	6	0	0/0	0	25.1	45	26	24	12	16	7	1	5	130	.402	4	2	1	2	2



Taylor Martin

Pos: C
 Ht: 6-2
 Birthdate: Sept. 11, 1992
 Last School: Walters State CC

B/T: R/R
 Wt: 205
 Hometown: Franklin, Tenn.

Class: RS Junior

9

Date	Opponent	Pos	AB	R	H	RBI	2B	3B	HR	BB	SB	CS	HBP	SAC	SF	GDP	K	PO	A	E	Avg
Feb 13	at TCU	*c	2	0	0	0	0	0	0	1	0	0	0	0	0	0	1	7	2	0	.000
Feb 15	at TCU	*c	2	0	0	0	0	0	0	0	0	0	0	0	0	1	0	6	0	0	.000
Feb 20	vs Eastern Kentucky	*c	4	0	1	1	0	0	0	0	0	0	0	0	0	0	2	8	0	0	.125
Feb 21	vs Eastern Kentucky	*c	0	0	0	0	0	0	0	0	0	0	0	0	0	0	0	0	0	0	.125
Feb 21	vs Eastern Kentucky	*c	4	0	0	0	0	0	0	0	0	0	0	0	0	0	1	7	2	0	.083
Feb 25	MURRAY STATE	*c	3	0	1	0	0	0	0	0	0	0	0	0	0	0	0	4	1	0	.133
Feb 28	at Western Kentucky-1	*c	4	1	3	0	0	0	0	0	0	0	0	0	0	0	0	6	1	0	.263
Mar 01	at Western Kentucky	*c	5	0	0	0	0	0	0	0	0	0	0	0	0	0	1	5	0	0	.208
Mar 07	NORTHERN ILLINOIS	*c	4	1	1	0	1	0	0	0	0	0	0	0	0	0	0	8	1	0	.214
Mar 08	NORTHERN ILLINOIS	*c	3	0	1	0	1	0	0	1	0	0	0	0	0	0	0	5	1	0	.226
Mar 10	at Belmont	*c	3	0	0	1	0	0	0	0	0	0	0	0	1	0	0	3	1	0	.206
Mar 13	at Illinois	*c	4	0	1	0	1	0	0	0	0	0	0	0	0	0	2	6	3	0	.211
Mar 14	at Illinois	*c	4	1	2	0	0	0	0	0	0	0	0	0	0	0	0	2	0	0	.238
Mar 17	at UT Martin	*c	5	1	2	2	1	0	0	0	0	0	0	0	0	0	1	13	0	0	.255
Mar 20	WICHITA STATE	*c	4	0	0	0	0	0	0	0	0	0	0	0	0	0	0	14	1	1	.235
Mar 21	WICHITA STATE	*c	3	1	2	0	0	0	0	0	0	0	0	0	0	0	0	3	1	0	.259
Mar 22	WICHITA STATE	*c	4	1	1	0	1	0	0	0	0	0	0	0	0	0	2	6	1	1	.259
03-27-15	at Bradley	*c	4	0	0	0	0	0	0	0	0	0	0	0	0	0	2	13	2	0	.242
03-29-15	at Bradley	*c	3	0	2	1	2	0	0	0	0	0	1	0	0	0	0	5	1	0	.262
Mar 31	at Murray State	*dh	5	0	1	1	0	0	0	0	0	0	0	0	0	0	1	0	0	0	.257
Apr 02	CENTRAL ARKANSAS	*c	4	1	0	0	0	0	0	0	0	0	0	0	0	0	2	9	1	0	.243
Apr 04	CENTRAL ARKANSAS	*c	5	0	1	0	0	0	0	0	0	0	0	0	0	0	2	7	0	0	.241
Apr 07	BELMONT	*c	3	0	0	0	0	0	0	0	0	0	0	0	0	0	3	3	0	0	.232
Apr 10	at Indiana State	*c	3	0	1	1	0	0	0	0	0	0	0	0	0	0	0	4	1	1	.235
Apr 14	at Southeast Missouri	*c	3	1	1	1	0	0	0	1	0	0	0	0	0	0	0	7	1	0	.239
Apr 18	ILLINOIS STATE	*c	3	0	0	0	0	0	0	0	0	0	0	0	0	0	0	4	0	0	.231
Apr 21	SOUTHEAST MISSOU	*c	2	0	0	0	0	0	0	1	0	0	1	0	0	0	0	3	1	0	.226
Apr 25	DALLAS BAPTIST	*c	3	0	0	0	0	0	0	0	0	0	0	0	0	0	2	3	1	0	.219
May 02	at Evansville	*c	4	0	0	0	0	0	0	0	0	0	0	0	0	0	0	2	1	0	.210
May 09	MISSOURI STATE	*c	3	0	1	0	0	0	0	0	0	0	0	0	0	0	2	3	2	0	.214
May 15	at St. John's	*c	2	1	0	0	0	0	0	2	0	0	0	0	0	0	0	7	1	0	.210
Totals		30gs	105	9	22	8	7	0	0	6	0	0	2	0	1	1	24	173	27	3	.210

On base pct. .263 • Slugging pct. .276

Year	avg	gp-gs	ab	r	h	2b	3b	hr	rbi	tb	slg%	bb	hbp	so	gdp	ob%	sf	sh	sb-att	po	a	e	fld%
2015	.210	31-30	105	9	22	7	0	0	8	29	.276	6	2	24	1	.263	1	0	0-0	173	27	3	.985
TOTAL	.210	31-30	105	9	22	7	0	0	8	29	.276	6	2	24	1	.263	1	0	0-0	173	27	3	.985



Connor McFadden

Pos: RHP
 Ht: 6-3
 Birthdate: Sept. 21, 1993
 High School: Highlands Ranch

B/T: R/R
 Wt: 210
 Class: RS Sophomore
 Hometown: Highlands Ranch, Colo.

34

Date	Opponent	GS	IP	H	R	ER	BB	SO	2B	3B	HR	WP	BK	HBP	IBB	Score	W-L	Sv	ERA	NP
Feb 15	at TCU		1.0	2	1	1	2	2	0	0	0	1	0	0	0	0-11	0-0	0	9.00	29
Feb 28	at Western Kentucky-2		2.1	1	0	0	1	1	1	0	0	0	0	0	0	1-9	0-0	0	2.70	38
Mar 10	at Belmont		3.1	1	0	0	1	2	0	0	0	0	0	1	0	4-9	0-0	0	1.35	40
Mar 21	WICHITA STATE		0.1	1	2	1	2	1	0	0	0	0	0	1	0	6-20	0-0	0	2.57	22
Apr 08	ARKANSAS STATE	*	3.0	3	4	4	3	3	1	0	0	0	0	2	0	8-10	0-0	0	5.40	60
Apr 15	at Austin Peay	*	2.0	6	5	5	3	2	0	0	0	0	1	0	0	6-17	0-1	0	8.25	50
Apr 21	SOUTHEAST MISSOU	*	4.0	3	2	0	5	2	0	0	0	1	0	1	0	6-2	0-1	0	6.19	86
May 14	at St. John's		2.0	0	0	0	1	3	0	0	0	0	0	0	0	2-9	0-1	0	5.50	22
Totals		3	18.0	17	14	11	18	16	2	0	0	2	1	5	0	33-87	0-1	0	5.50	-

11
M
V
C
C
H
A
M
P
I
O
N
S
H
I
P
S

Year	era	w-l	app	gs	cg	sho	sv	ip	h	r	er	bb	so	2b	3b	hr	bf	bavg	wp	hbp	bk	sfa	sha
2014	7.71	1-1	8	7	0	0/0	0	21.0	17	21	18	26	21	3	0	1	109	.218	3	3	0	0	2
2015	5.50	0-1	8	3	0	0/0	0	18.0	17	14	11	18	16	2	0	0	91	.258	2	5	1	1	1
TOTAL	6.69	1-2	16	10	0	0/0	0	39.0	34	35	29	44	37	5	0	1	200	.236	5	8	1	1	3



Austin McPheron

Pos: RHP

Ht: 6-4

Birthdate: July 3, 1995

High School: Johnston City

B/T: R/R

Wt: 250

Hometown: Johnston City, Ill.

Class: Sophomore

45

Date	Opponent	GS	IP	H	R	ER	BB	SO	2B	3B	HR	WP	BK	HBP	IBB	Score	W-L	Sv	ERA	NP
Feb 15	at TCU		2.0	1	0	0	0	2	0	0	0	0	0	1	0	0-11	0-0	0	0.00	39
Feb 21	vs Eastern Kentucky	*	2.0	5	3	3	1	0	2	0	0	0	0	1	0	3-4	0-1	0	6.75	47
Feb 28	at Western Kentucky-2		0.2	2	4	4	3	0	1	0	0	0	0	0	0	1-9	0-1	0	13.50	28
Mar 10	at Belmont	*	1.2	2	5	5	4	0	1	0	0	0	0	2	0	4-9	0-2	0	17.05	49
Mar 21	WICHITA STATE		1.2	4	3	3	2	0	2	0	0	0	0	0	0	6-20	0-2	0	16.88	45
Mar 31	at Murray State		2.0	2	0	0	0	1	0	0	0	0	0	1	0	8-9	0-2	0	13.50	22
Apr 08	ARKANSAS STATE		0.1	2	3	3	1	0	0	0	0	0	0	3	0	8-10	0-2	0	15.68	31
Apr 14	at Southeast Missouri	*	4.0	8	6	6	1	1	3	0	0	0	0	1	0	4-7	0-3	0	15.07	74
Apr 22	UT MARTIN	*	2.0	4	6	6	4	0	1	0	1	0	0	1	0	9-11	0-4	0	16.53	53
Totals		4	16.1	30	30	30	16	4	10	0	1	0	0	10	0	43-90	0-4	0	16.53	-

11
M
V
C
C
H
A
M
P
I
O
N
S
H
I
P
S

Year	era	w-l	app	gs	cg	sho	sv	ip	h	r	er	bb	so	2b	3b	hr	bf	bavg	wp	hbp	bk	sfa	sha
2014	2.92	4-3	14	6	0	0/2	0	40.0	34	19	13	23	14	5	2	3	180	.236	3	6	0	2	5
2015	16.53	0-4	9	4	0	0/0	0	16.1	30	30	30	16	4	10	0	1	103	.395	0	10	0	1	0
TOTAL	6.87	4-7	23	10	0	0/2	0	56.1	64	49	43	39	18	15	2	4	283	.291	3	16	0	3	5



Braden Mosley

Pos: OF
 Ht: 6-1
 Birthdate: April 3, 1996
 High School: Moline (Ill.)

B/T: R/R
 Wt: 210
 Hometown: Moline, Ill.

Class: Freshman

14

11
M
V
C
C
H
A
M
P
I
O
N
S
H
I
P
S

Date	Opponent	Pos	AB	R	H	RBI	2B	3B	HR	BB	SB	CS	HBP	SAC	SF	GDP	K	PO	A	E	Avg	
Feb 14	at TCU	of	1	0	1	0	0	0	0	1	0	0	0	0	0	0	0	0	0	0	0	1.000
Feb 15	at TCU	ph	1	0	0	0	0	0	0	0	0	0	0	0	0	0	0	0	0	0	0	.500
Feb 21	vs Eastern Kentucky	*of	3	0	1	3	0	0	0	1	0	0	0	0	0	0	0	3	0	0	0	.400
Feb 25	MURRAY STATE	pr	0	0	0	0	0	0	0	0	1	0	0	0	0	0	0	0	0	0	0	.400
Feb 28	at Western Kentucky-1	*of	3	1	1	0	0	0	0	2	0	1	0	0	0	0	0	2	0	0	0	.375
Mar 01	at Western Kentucky	*of	2	1	0	0	0	0	0	1	0	0	0	0	0	0	1	0	0	0	0	.300
Mar 07	NORTHERN ILLINOIS	*of	2	0	0	0	0	0	0	0	0	0	0	2	0	0	1	1	0	0	0	.250
Mar 08	NORTHERN ILLINOIS	*of	2	0	0	0	0	0	0	0	0	0	0	0	0	0	1	1	0	0	0	.214
Mar 10	at Belmont	*of	2	1	0	0	0	0	0	1	0	0	0	0	0	0	1	2	0	1	0	.188
Mar 17	at UT Martin	of	0	0	0	0	0	0	0	0	0	0	0	0	0	0	0	0	0	0	0	.188
Mar 21	WICHITA STATE	ph/of	1	0	0	0	0	0	0	0	0	0	0	0	0	0	1	0	0	0	0	.176
Mar 25	AUSTIN PEAY	of	0	0	0	0	0	0	0	0	0	0	0	0	0	0	0	0	1	0	0	.176
03-29-15	at Bradley	pr	0	1	0	0	0	0	0	0	0	0	0	0	0	0	0	0	0	0	0	.176
Mar 31	at Murray State	of	0	0	0	0	0	0	0	0	0	0	0	0	0	0	0	0	0	0	0	.176
Apr 02	CENTRAL ARKANSAS	pr	0	0	0	0	0	0	0	0	0	0	0	0	0	0	0	0	0	0	0	.176
Apr 04	CENTRAL ARKANSAS	*of	4	1	1	1	0	0	0	0	0	0	0	0	0	0	2	4	0	0	0	.190
Apr 07	BELMONT	of	1	0	0	0	0	0	0	0	0	0	0	0	0	0	1	1	0	0	0	.182
Apr 08	ARKANSAS STATE	pr	0	0	0	0	0	0	0	0	0	0	0	0	0	0	0	0	0	0	0	.182
Apr 15	at Austin Peay	ph/of	2	1	2	2	0	0	1	0	0	0	0	0	0	0	0	0	0	0	0	.250
Apr 17	ILLINOIS STATE	*of	1	0	0	0	0	0	0	2	1	1	0	0	0	0	1	6	0	0	0	.240
Apr 18	ILLINOIS STATE	*of	4	1	1	4	0	0	1	0	0	0	0	0	0	0	1	4	0	0	0	.241
Apr 19	ILLINOIS STATE	*of	4	0	0	0	0	0	0	0	0	0	0	0	1	1	3	0	0	0	0	.212
Apr 22	UT MARTIN	*of	4	0	1	0	0	0	0	0	0	0	0	0	0	0	0	6	0	0	0	.216
Apr 24	DALLAS BAPTIST	*of	3	0	0	0	0	0	0	0	0	0	0	0	0	0	1	4	2	0	0	.200
Apr 26	DALLAS BAPTIST	*of	4	0	2	2	0	0	0	0	0	0	0	0	0	0	1	1	0	0	0	.227
Apr 28	ILLINOIS	*of	4	2	2	0	0	0	0	0	0	0	0	0	0	0	1	3	0	0	0	.250
May 01	at Evansville	*of	4	1	3	0	1	0	0	0	0	1	0	0	0	0	1	1	0	0	0	.288
May 02	at Evansville	*of	4	1	1	0	0	0	0	0	0	0	0	0	0	0	1	4	0	0	0	.286
May 03	at Evansville	*of	3	0	0	0	0	0	0	0	0	0	0	0	0	0	2	0	0	0	0	.271
May 09	MISSOURI STATE	*of	3	0	0	0	0	0	0	0	0	0	0	0	0	0	2	4	0	0	0	.258
May 10	MISSOURI STATE	*of	3	0	0	0	0	0	0	0	0	0	0	0	0	0	1	1	0	1	0	.246
May 14	at St. John's	*of	3	0	1	0	0	0	0	0	0	0	0	0	0	0	2	4	0	0	0	.250
Totals		20gs	68	11	17	12	1	0	2	8	2	3	0	2	0	1	23	55	3	2	0	.250

On base pct. .329 • Slugging pct. .353

Year	avg	gp-gs	ab	r	h	2b	3b	hr	rbi	tb	slg%	bb	hbp	so	gdp	ob%	sf	sh	sb-att	po	a	e	fld%
2015	.250	32-20	68	11	17	1	0	2	12	24	.353	8	0	23	1	.329	0	2	2-5	55	3	2	.967
TOTAL	.250	32-20	68	11	17	1	0	2	12	24	.353	8	0	23	1	.329	0	2	2-5	55	3	2	.967



Dyllin Mucha

Pos: OF
 Ht: 6-0
 Birthdate: April 19, 1995
 High School: Cherry Creek

B/T: L/L
 Wt: 170
 Hometown: Centennial, Colo.

Class: Sophomore

17

Date	Opponent	Pos	AB	R	H	RBI	2B	3B	HR	BB	SB	CS	HBP	SAC	SF	GDP	K	PO	A	E	Avg
Feb 13	at TCU	*of	4	0	0	0	0	0	0	0	0	0	0	0	0	0	1	1	0	0	.000
Feb 14	at TCU	*of	2	1	0	0	0	0	0	1	0	0	0	0	0	0	0	1	0	0	.000
Feb 15	at TCU	*of	3	0	0	0	0	0	0	0	0	0	0	0	0	0	0	4	0	0	.000
Feb 20	vs Eastern Kentucky	*of	5	0	1	0	0	0	0	0	0	0	0	0	0	0	1	4	0	0	.071
Feb 21	vs Eastern Kentucky	*of	3	0	1	0	0	0	0	1	2	0	0	0	0	0	0	2	0	0	.118
Feb 21	vs Eastern Kentucky	*of	1	0	0	0	0	0	0	0	1	0	0	0	0	0	0	0	0	0	.111
Feb 22	vs Eastern Kentucky	*of	3	0	1	0	0	0	0	0	0	0	0	1	0	0	0	1	1	0	.143
Feb 25	MURRAY STATE	*of	4	1	1	0	0	0	0	2	0	0	0	0	0	0	1	5	0	0	.160
Feb 28	at Western Kentucky-2	ph	1	0	1	0	0	0	0	0	0	0	0	0	0	0	0	0	0	0	.192
Mar 01	at Western Kentucky	*of	2	0	0	0	0	0	0	1	0	0	0	0	0	0	0	1	0	0	.179
Mar 07	NORTHERN ILLINOIS	*of	3	2	1	1	0	0	0	1	0	0	1	0	0	0	0	2	0	0	.194
Mar 08	NORTHERN ILLINOIS	*of	3	0	1	0	0	0	0	2	0	1	0	0	0	0	0	3	0	0	.206
Mar 08	NORTHERN ILLINOIS	*of	3	0	0	0	0	0	0	1	0	0	0	0	0	0	1	1	0	0	.189
Mar 10	at Belmont	*of	4	0	0	0	0	0	0	0	0	0	0	0	0	0	1	3	0	0	.171
Mar 13	at Illinois	*of	0	0	0	0	0	0	0	0	0	0	0	0	0	0	0	1	0	0	.171
Mar 14	at Illinois	*of	3	0	2	0	0	0	0	0	0	0	0	0	0	0	0	0	0	1	.205
Mar 15	at Illinois	*of	3	0	1	0	0	0	0	0	0	0	0	0	0	0	0	3	1	1	.213
Mar 17	at UT Martin	*of	3	1	2	0	1	0	0	1	0	0	0	1	0	0	1	3	0	0	.240
Mar 20	WICHITA STATE	*of	3	0	1	0	0	1	0	1	0	0	0	0	0	0	0	3	0	0	.245
Mar 21	WICHITA STATE	*of	2	0	0	1	0	0	0	0	0	0	0	0	1	0	1	7	0	1	.236
Mar 22	WICHITA STATE	*of	3	0	0	0	0	0	0	0	0	0	0	0	0	0	0	2	1	0	.224
Mar 25	AUSTIN PEAY	*of	2	2	0	0	0	0	0	2	0	0	0	0	0	0	0	2	0	0	.217
03-27-15	at Bradley	*of	2	0	0	0	0	0	0	0	0	0	0	1	0	0	1	2	0	0	.210
03-28-15	at Bradley	*of	2	0	0	0	0	0	0	1	0	0	0	0	0	0	2	3	0	0	.203
03-29-15	at Bradley	*of	4	0	2	1	1	0	0	0	0	0	0	0	0	0	0	2	0	0	.221
Mar 31	at Murray State	*of	4	2	2	0	0	0	0	0	0	0	0	0	0	0	0	0	0	0	.236
Apr 02	CENTRAL ARKANSAS	*of	4	0	1	1	0	0	0	0	0	0	0	0	0	0	0	2	0	0	.237
Apr 04	CENTRAL ARKANSAS	*of	4	0	3	0	0	0	0	0	0	0	0	0	0	0	0	4	0	0	.262
Apr 04	CENTRAL ARKANSAS	*of	4	1	1	1	0	0	0	1	0	0	0	0	0	0	0	7	0	0	.262
Apr 07	BELMONT	*of	2	0	1	0	0	0	0	0	0	0	0	0	0	0	0	3	0	0	.267
Apr 08	ARKANSAS STATE	*of	1	2	1	0	0	0	0	3	0	0	0	1	0	0	0	2	0	0	.276
Apr 10	at Indiana State	*of	4	1	1	0	0	0	0	0	0	0	0	0	0	0	2	4	0	1	.275
Apr 11	at Indiana State	*of	4	0	0	0	0	0	0	0	0	0	0	0	0	0	0	1	0	0	.263
Apr 12	at Indiana State	*of	2	0	0	1	0	0	0	2	0	0	0	0	0	0	1	3	0	0	.258
Apr 14	at Southeast Missouri	*of	3	0	0	0	0	0	0	1	0	0	0	0	0	0	2	1	0	0	.250
Apr 15	at Austin Peay	*of	2	0	1	0	0	0	0	0	0	0	0	0	0	0	0	4	0	0	.255
Apr 17	ILLINOIS STATE	pr/of	1	1	0	0	0	0	0	0	0	0	0	0	0	0	0	0	0	0	.252
Apr 19	ILLINOIS STATE	of	0	0	0	0	0	0	0	0	0	0	0	0	0	0	0	1	0	0	.252
Apr 21	SOUTHEAST MISSOU	*of	3	0	0	0	0	0	0	0	0	0	0	1	0	0	1	5	0	0	.245
Apr 25	DALLAS BAPTIST	*of	3	1	0	0	0	0	0	1	0	0	0	0	0	0	2	6	0	0	.239
May 02	at Evansville	pr	0	0	0	0	0	0	0	0	0	0	0	0	0	0	0	0	0	0	.239
May 03	at Evansville	ph/of	1	0	0	0	0	0	0	0	0	0	0	0	0	0	0	0	0	0	.236
May 08	MISSOURI STATE	*of	2	0	0	0	0	0	0	0	0	0	0	1	0	0	1	2	0	0	.232
May 15	at St. John's	*of	3	0	2	2	0	0	0	0	1	1	0	0	0	0	1	2	0	0	.243
May 16	at St. John's	*of	3	0	2	0	0	0	0	0	1	0	0	0	0	0	1	2	0	0	.254
Totals		37gs	118	15	30	8	2	1	0	22	4	2	2	6	1	0	21	105	3	4	.254

On base pct. .378 • Slugging pct. .288

Year	avg	gp-gs	ab	r	h	2b	3b	hr	rbi	tb	slg%	bb	hbp	so	gdp	ob%	sf	sh	sb-att	po	a	e	fld%
2014	.265	47-33	117	13	31	1	1	0	12	34	.291	19	1	27	2	.370	1	2	3-3	85	0	1	.988
2015	.254	45-37	118	15	30	2	1	0	8	34	.288	22	2	21	0	.378	1	6	4-6	105	3	4	.964
TOTAL	.260	92-70	235	28	61	3	2	0	20	68	.289	41	3	48	2	.374	2	8	7-9	190	3	5	.975



Ryan Netemeyer

Pos: RHP
 Ht: 5-10
 Birthdate: March 21, 1996
 High School: Mascoutah

B/T: R/R
 Wt: 155
 Hometown: Belleville, Ill.

Class: Freshman

6

Date	Opponent	GS	IP	H	R	ER	BB	SO	2B	3B	HR	WP	BK	HBP	IBB	Score	W-L	Sv	ERA	NP
Feb 13	at TCU		2.0	2	1	0	2	2	0	0	0	1	0	0	0	0-5	0-0	0	0.00	50
Feb 22	vs Eastern Kentucky		1.1	3	3	3	1	3	0	0	1	1	0	0	0	2-5	0-1	0	8.10	33
Mar 01	at Western Kentucky		1.0	2	0	0	0	0	0	0	0	0	0	0	0	6-11	0-1	0	6.23	18
Mar 07	NORTHERN ILLINOIS		2.1	1	0	0	0	2	0	0	0	0	0	1	0	5-4	1-1	0	4.05	32
Mar 15	at Illinois		3.0	3	3	1	3	0	0	0	2	0	0	0	0	1-4	1-2	0	3.72	48
Mar 22	WICHITA STATE		3.0	6	7	7	0	4	2	0	0	0	0	1	0	3-13	1-2	0	7.82	63
03-29-15	at Bradley		0.2	0	0	0	3	1	0	0	0	1	0	0	0	5-3	1-2	0	7.43	22
Mar 31	at Murray State		1.2	3	1	1	0	2	0	1	0	0	0	0	0	8-9	1-2	0	7.20	26
Apr 04	CENTRAL ARKANSAS		0.2	2	3	3	1	1	1	0	1	1	0	1	0	3-8	1-2	0	8.62	23
Apr 08	ARKANSAS STATE		2.2	2	1	1	0	1	1	0	0	0	0	0	0	8-10	1-2	0	7.85	44
Apr 11	at Indiana State		0.2	0	0	0	0	1	0	0	0	0	0	0	0	7-4	1-2	1	7.58	11
Apr 12	at Indiana State		2.0	2	1	1	1	3	1	0	0	0	0	0	0	2-6	1-2	1	7.29	43
Apr 19	ILLINOIS STATE		2.1	1	3	3	3	4	0	0	1	0	0	0	0	9-7	1-2	1	7.71	50
Apr 25	DALLAS BAPTIST		1.2	2	2	2	2	1	1	0	1	0	0	1	0	4-5	1-3	1	7.92	42
May 02	at Evansville		2.0	3	2	2	2	1	0	0	0	1	0	1	0	5-6	1-4	1	8.00	44
May 10	MISSOURI STATE		1.1	0	0	0	0	1	0	0	0	0	0	0	0	3-5	1-4	1	7.62	16
May 16	at St. John's		0.2	1	0	0	1	0	0	0	0	0	0	0	0	3-4	1-4	1	7.45	10
Totals		0	29.0	33	27	24	19	27	6	1	6	5	0	5	0	74-109	1-4	1	7.45	-

11
MVC
CHAMPIONSHIPS

Year	era	w-l	app	gs	cg	sho	sv	ip	h	r	er	bb	so	2b	3b	hr	bf	bavg	wp	hbp	bk	sfa	sha
2015	7.45	1-4	17	0	0	0/0	1	29.0	33	27	24	19	27	6	1	6	143	.287	5	5	0	1	2
TOTAL	7.45	1-4	17	0	0	0/0	1	29.0	33	27	24	19	27	6	1	6	143	.287	5	5	0	1	2



Parker Osborne

Pos: OF B/T: R/R
 Ht: 6-1 Wt: 210
 Birthdate: Sept. 3, 1992 Hometown: Chandler, Ariz.
 Last School: Chandler-Gilbert CC/Cent. Arizona CC

Class: Senior

13

Date	Opponent	Pos	AB	R	H	RBI	2B	3B	HR	BB	SB	CS	HBP	SAC	SF	GDP	K	PO	A	E	Avg
Feb 14	at TCU	of	2	0	0	0	0	0	0	0	0	0	0	0	0	0	0	2	0	0	.000
Feb 15	at TCU	of	1	0	0	0	0	0	0	0	0	0	0	0	0	0	1	0	0	0	.000
Feb 28	at Western Kentucky-1	*of	3	1	2	0	0	0	0	0	0	0	1	0	0	0	0	1	0	0	.333
Feb 28	at Western Kentucky-2	*of	4	0	0	0	0	0	0	0	0	0	0	0	0	0	1	1	0	0	.200
Mar 01	at Western Kentucky	*of	4	0	0	0	0	0	0	0	0	0	1	0	0	0	0	1	0	0	.143
Mar 08	NORTHERN ILLINOIS	*of	3	0	0	0	0	0	0	0	0	0	1	0	0	0	1	1	0	0	.118
Mar 13	at Illinois	*of	4	0	0	0	0	0	0	0	0	0	0	0	0	0	0	1	0	0	.095
Mar 14	at Illinois	*of	4	0	1	1	0	0	0	0	0	0	0	0	0	0	2	3	0	0	.120
Mar 15	at Illinois	*of	3	1	2	0	0	0	0	0	0	0	1	0	0	0	1	1	0	0	.179
Mar 17	at UT Martin	*of	3	0	0	0	0	0	0	0	0	0	0	0	0	0	1	0	0	0	.161
Mar 25	AUSTIN PEAY	ph	1	0	0	0	0	0	0	0	0	0	0	0	0	0	1	0	0	0	.156
03-29-15	at Bradley	*of	4	2	1	0	1	0	0	0	0	0	0	0	0	0	0	1	0	0	.167
Mar 31	at Murray State	*of	3	1	1	0	0	0	0	0	0	0	0	0	0	0	1	3	1	0	.179
Apr 02	CENTRAL ARKANSAS	*of	3	1	1	1	1	0	0	0	0	0	0	0	1	0	1	1	0	1	.190
Apr 04	CENTRAL ARKANSAS	*of	4	1	1	0	0	0	0	0	0	0	0	0	0	0	1	0	0	0	.196
Apr 08	ARKANSAS STATE	*of	5	2	2	1	0	0	0	0	0	0	0	0	0	0	2	0	0	0	.216
Apr 10	at Indiana State	*of	4	0	4	2	0	1	0	0	0	1	0	0	0	0	0	0	0	0	.273
Apr 11	at Indiana State	*of	4	1	2	2	0	0	1	0	0	1	0	0	0	0	1	2	0	0	.288
Apr 12	at Indiana State	*of	3	0	0	0	0	0	0	1	0	0	0	0	0	0	2	4	0	0	.274
Apr 14	at Southeast Missouri	*of	4	0	1	1	1	0	0	0	0	0	0	0	0	0	0	4	0	0	.273
Apr 15	at Austin Peay	*of	2	1	1	1	0	0	0	0	0	0	0	0	0	0	0	3	0	0	.279
Apr 17	ILLINOIS STATE	*of	5	0	2	4	0	0	0	0	0	0	0	0	0	0	1	0	0	0	.288
Apr 18	ILLINOIS STATE	*of	4	0	1	0	0	1	0	0	0	0	0	0	0	0	1	2	0	0	.286
Apr 19	ILLINOIS STATE	*of	4	2	3	1	1	0	0	1	0	0	0	0	0	0	0	3	0	0	.309
Apr 21	SOUTHEAST MISSOU	*of	4	1	1	0	0	0	1	0	0	0	0	0	0	0	3	2	0	0	.306
Apr 22	UT MARTIN	*of	5	0	3	3	0	1	0	0	0	0	0	0	0	0	0	1	1	0	.322
Apr 24	DALLAS BAPTIST	*of	3	0	1	0	0	0	0	0	0	0	0	1	0	1	0	3	0	0	.323
Apr 25	DALLAS BAPTIST	*of	5	2	3	2	0	0	1	0	0	0	0	0	0	0	1	1	0	0	.337
Apr 26	DALLAS BAPTIST	*of	4	0	0	0	0	0	0	0	0	0	0	0	0	0	3	2	1	0	.324
Apr 28	ILLINOIS	*of	4	0	1	0	1	0	0	0	0	0	0	0	0	0	0	2	0	0	.321
May 01	at Evansville	*of	4	0	1	0	0	0	0	0	0	0	0	0	0	0	2	1	1	0	.318
May 02	at Evansville	*of	2	1	1	0	0	0	0	1	0	0	1	1	0	0	0	2	1	0	.321
May 03	at Evansville	*of	4	1	1	0	0	0	0	1	0	0	0	0	0	0	1	1	0	0	.319
May 08	MISSOURI STATE	*of	3	0	0	0	0	0	0	0	0	0	0	0	0	0	3	3	0	0	.311
May 09	MISSOURI STATE	*of	3	0	0	0	0	0	0	1	0	0	0	0	0	0	1	4	0	1	.303
May 10	MISSOURI STATE	*of	4	0	0	0	0	0	0	0	0	0	0	0	0	1	0	1	0	0	.294
May 14	at St. John's	*of	4	0	1	0	0	0	0	0	0	0	0	0	0	0	0	2	0	0	.292
May 15	at St. John's	*of	5	1	2	0	0	0	0	1	0	0	0	0	0	0	1	2	0	1	.296
May 16	at St. John's	*of	4	2	3	0	2	1	0	0	0	0	0	0	0	0	0	4	0	0	.309
Totals		36gs	139	21	43	19	7	4	2	6	1	3	4	2	1	2	33	65	5	3	.309

On base pct. .353 • Slugging pct. .460

11
MVC
CHAMPIONS
SHIPS

Year	avg	gp-gs	ab	r	h	2b	3b	hr	rbi	tb	slg%	bb	hbp	so	gdp	ob%	sf	sh	sb-att	po	a	e	fld%
2014	.250	48-42	164	20	41	6	1	1	19	52	.317	20	1	32	5	.332	2	4	2-3	112	2	0	1.000
2015	.309	39-36	139	21	43	7	4	2	19	64	.460	6	4	33	2	.353	1	2	1-4	65	5	3	.959
TOTAL	.277	87-78	303	41	84	13	5	3	38	116	.383	26	5	65	7	.341	3	6	3-7	177	7	3	.984



Kyle Pauly

Pos: LHP
 Ht: 6-0
 Birthdate: Jan. 31, 1995
 High School: Glenbrook South

B/T: L/L
 Wt: 185
 Hometown: Glenview, Ill.

Class: Sophomore

35

Date	Opponent	GS	IP	H	R	ER	BB	SO	2B	3B	HR	WP	BK	HBP	IBB	Score	W-L	Sv	ERA	NP
Mar 01	at Western Kentucky	*	1.2	6	7	7	2	1	0	0	1	0	0	0	0	6-11	0-1	0	37.80	41
Mar 08	NORTHERN ILLINOIS	*	4.0	4	1	1	1	2	0	1	0	0	0	0	0	0-3	0-2	0	12.71	65
Mar 15	at Illinois	*	5.0	3	1	1	0	1	0	0	1	0	0	1	0	1-4	0-2	0	7.59	67
Totals		3	10.2	13	9	9	3	4	0	1	2	0	0	1	0	7-18	0-2	0	7.59	-

11
M
V
C
C
H
A
M
P
I
O
N
S
H
I
P
S

Year	era	w-l	app	gs	cg	sho	sv	ip	h	r	er	bb	so	2b	3b	hr	bf	bavg	wp	hbp	bk	sfa	sha
2014	1.43	2-3	22	0	0	0/0	2	50.1	28	10	8	23	41	6	1	1	201	.164	1	4	0	0	3
2015	7.59	0-2	3	3	0	0/0	0	10.2	13	9	9	3	4	0	1	2	50	.295	0	1	0	0	2
TOTAL	2.51	2-5	25	3	0	0/0	2	61.0	41	19	17	26	45	6	2	3	251	.191	1	5	0	0	5



Kyle Pruemer

Pos: RHP
 Ht: 6-4
 Birthdate: July 11, 1994
 High School: Teutopolis

B/T: R/R
 Wt: 265
 Hometown: Teutopolis, Ill.

Class: Sophomore

40

Date	Opponent	GS	IP	H	R	ER	BB	SO	2B	3B	HR	WP	BK	HBP	IBB	Score	W-L	Sv	ERA	NP
Feb 14	at TCU	*	2.0	7	7	7	2	1	1	0	1	0	0	0	0	4-16	0-1	0	31.50	61
Feb 21	vs Eastern Kentucky	*	6.1	6	2	2	0	2	1	0	1	0	0	0	0	4-5	0-1	0	9.72	75
Feb 28	at Western Kentucky-2	*	5.0	5	5	5	4	4	2	0	0	0	0	0	0	1-9	0-2	0	9.45	94
Mar 10	at Belmont	*	3.0	6	4	4	2	2	5	0	0	1	0	0	0	4-9	0-2	0	9.92	55
Mar 22	WICHITA STATE	*	4.1	7	6	6	3	2	2	0	0	0	0	1	0	3-13	0-3	0	10.45	79
03-29-15	at Bradley	*	6.0	8	3	3	2	4	2	0	0	0	1	0	0	5-3	0-3	0	9.11	94
Apr 04	CENTRAL ARKANSAS	*	6.0	9	4	4	3	4	3	0	0	0	0	1	0	5-6	0-3	0	8.54	109
Apr 12	at Indiana State	*	3.0	3	5	3	4	3	0	0	1	0	1	0	0	2-6	0-4	0	8.58	68
Apr 19	ILLINOIS STATE	*	3.1	2	3	0	2	1	0	0	0	0	0	0	0	9-7	0-4	0	7.85	63
Apr 26	DALLAS BAPTIST	*	5.2	6	5	3	2	1	2	0	1	0	0	0	0	4-7	0-5	0	7.46	106
May 03	at Evansville	*	4.1	6	3	3	4	0	1	0	0	0	0	1	0	5-4	0-5	0	7.35	71
May 10	MISSOURI STATE	*	2.2	5	3	2	2	1	1	0	0	0	0	0	0	3-5	0-5	0	7.32	52
Totals		11	51.2	70	50	42	30	25	20	0	4	1	2	3	0	49-90	0-5	0	7.32	-11

M
V
C
C
H
A
M
P
I
O
N
S
H
I
P
S


Year	era	w-l	app	gs	cg	sho	sv	ip	h	r	er	bb	so	2b	3b	hr	bf	bavg	wp	hbp	bk	sfa	sha
2014	1.61	2-4	17	0	0	0/2	2	22.1	16	5	4	15	12	0	0	0	97	.216	1	4	0	2	2
2015	7.32	0-5	12	11	0	0/0	0	51.2	70	50	42	30	25	20	0	4	255	.323	1	3	2	1	4
TOTAL	5.59	2-9	29	11	0	0/2	2	74.0	86	55	46	45	37	20	0	4	352	.296	2	7	2	3	6



Tyler Rolland

Pos: OF
 Ht: 6-1
 Birthdate: March 18, 1993
 Last School: Cowley County CC

B/T: L/L
 Wt: 200
 Hometown: Broken Arrow, Okla.



11 MVC CHAMPIONSHIPS

Date	Opponent	Pos	AB	R	H	RBI	2B	3B	HR	BB	SB	CS	HBP	SAC	SF	GDP	K	PO	A	E	Avg	
Feb 14	at TCU	ph	1	0	0	0	0	0	0	0	0	0	0	0	0	0	0	0	0	0	0	.000
Mar 13	at Illinois	*of	3	0	0	0	0	0	0	0	0	0	0	1	0	0	2	1	0	0	0	.000
Mar 14	at Illinois	*of	4	0	2	0	0	0	0	0	0	0	0	0	0	1	0	1	1	0	0	.250
Mar 15	at Illinois	*of	3	0	0	0	0	0	0	0	0	0	0	0	0	0	0	5	0	0	0	.182
Mar 17	at UT Martin	*of	3	1	1	0	0	0	0	1	0	0	1	0	0	0	0	1	0	0	0	.214
Mar 20	WICHITA STATE	*of	3	0	1	0	0	0	0	0	0	0	1	0	0	0	1	0	0	0	0	.235
Mar 21	WICHITA STATE	*of	1	1	0	0	0	0	0	2	0	0	0	0	0	0	0	1	0	0	0	.222
Mar 22	WICHITA STATE	*of	3	0	2	1	0	1	0	0	0	0	0	0	0	0	0	0	0	0	0	.286
Mar 25	AUSTIN PEAY	*of	2	1	0	0	0	0	0	2	0	0	0	0	0	0	0	0	0	0	0	.261
03-27-15	at Bradley	*of	3	0	2	0	0	0	0	0	0	0	0	0	0	0	1	1	0	0	0	.308
03-28-15	at Bradley	*of	2	0	1	0	0	0	0	1	0	0	0	0	0	0	0	1	0	0	0	.321
03-29-15	at Bradley	*of	5	0	1	0	1	0	0	0	0	0	0	0	0	0	2	2	0	0	0	.303
Mar 31	at Murray State	*of/of	4	0	1	0	0	0	0	0	0	0	0	0	0	0	0	0	0	1	0	.297
Apr 02	CENTRAL ARKANSAS	*of	4	0	1	0	0	0	0	0	0	0	0	0	0	0	0	5	0	0	0	.293
Apr 04	CENTRAL ARKANSAS	*of	3	0	0	0	0	0	0	1	0	0	0	0	0	0	0	3	0	0	0	.273
Apr 04	CENTRAL ARKANSAS	*of	3	1	2	0	0	0	0	2	0	0	0	0	0	0	1	0	0	0	0	.298
Apr 07	BELMONT	*of	3	0	0	0	0	0	0	0	0	0	0	0	0	0	2	0	0	0	0	.280
Apr 08	ARKANSAS STATE	*of	4	1	1	0	0	0	0	1	0	0	0	0	0	0	2	2	1	0	0	.278
Apr 10	at Indiana State	*of	5	0	0	0	0	0	0	0	0	0	0	0	0	0	3	0	0	0	0	.254
Apr 11	at Indiana State	*of	3	0	0	0	0	0	0	1	0	1	0	0	0	0	3	0	0	0	0	.242
Apr 12	at Indiana State	*of	4	1	2	0	0	0	0	0	0	0	0	0	0	1	0	2	0	0	0	.258
Apr 14	at Southeast Missouri	*of	3	1	1	1	0	0	0	1	0	0	1	0	0	0	0	1	0	0	0	.261
Apr 15	at Austin Peay	*of	2	1	1	0	1	0	0	1	0	0	0	0	0	0	0	1	0	0	0	.268
Apr 17	ILLINOIS STATE	*of	4	0	1	1	0	0	0	1	0	0	0	0	0	0	1	1	0	0	0	.267
Apr 18	ILLINOIS STATE	*of	3	0	1	0	0	0	0	0	0	0	0	0	0	0	0	3	1	0	0	.269
Apr 19	ILLINOIS STATE	*of	3	1	2	2	1	0	0	1	0	0	1	0	0	0	0	0	0	0	0	.284
Apr 21	SOUTHEAST MISSOU	*of	3	2	2	1	0	0	0	0	0	0	1	1	0	0	0	2	0	1	0	.298
Apr 22	UT MARTIN	*of	4	0	1	0	0	0	0	1	0	0	0	0	0	0	1	5	0	0	0	.295
Apr 24	DALLAS BAPTIST	*of	3	1	1	0	0	0	0	1	0	0	0	0	0	0	1	0	0	0	0	.297
Apr 25	DALLAS BAPTIST	*of	3	0	2	1	2	0	0	1	0	0	0	0	0	0	0	1	0	0	0	.309
Apr 26	DALLAS BAPTIST	*of	4	0	0	0	0	0	0	0	0	0	0	0	0	0	2	1	1	0	0	.296
Apr 28	ILLINOIS	*of	4	0	0	1	0	0	0	0	0	0	0	0	0	0	0	3	0	0	0	.284
May 01	at Evansville	*of	2	0	1	0	0	0	0	1	0	0	0	1	0	0	1	2	1	0	0	.288
May 02	at Evansville	*of	4	0	1	0	0	0	0	0	0	0	1	0	0	0	0	3	0	0	0	.287
May 03	at Evansville	*of	2	1	0	0	0	0	0	0	0	0	2	0	0	0	0	2	0	0	0	.282
May 08	MISSOURI STATE	*of	3	0	0	0	0	0	0	0	0	0	0	0	0	0	2	3	0	0	0	.274
May 09	MISSOURI STATE	*of	4	0	1	0	0	0	0	0	0	0	0	0	0	0	2	3	0	0	0	.274
May 10	MISSOURI STATE	*of	3	1	1	0	0	0	0	1	0	0	0	0	0	0	0	3	0	0	0	.275
May 14	at St. John's	*of	3	1	0	0	0	0	0	1	0	0	0	0	0	0	0	2	1	0	0	.268
May 15	at St. John's	*of	4	0	1	0	0	0	0	0	0	0	0	0	0	0	2	1	0	0	0	.268
May 16	at St. John's	*of	3	0	0	1	0	0	0	0	0	0	1	0	0	0	1	1	1	0	0	.262
Totals		40gs	130	15	34	9	5	1	0	21	0	1	9	3	0	2	30	63	7	2	0	.262

On base pct. .400 • Slugging pct. .315

Year	avg	gp-gs	ab	r	h	2b	3b	hr	rbi	tb	slg%	bb	hbp	so	gdp	ob%	sf	sh	sb-att	po	a	e	fld%
2014	.223	38-31	112	9	25	2	0	0	11	27	.241	26	4	23	2	.387	0	2	1-2	72	0	2	.973
2015	.262	41-40	130	15	34	5	1	0	9	41	.315	21	9	30	2	.400	0	3	0-1	63	7	2	.972
TOTAL	.244	79-71	242	24	59	7	1	0	20	68	.281	47	13	53	4	.394	0	5	1-3	135	7	4	.973



Bryce Sablotny

Pos: RHP
 Ht: 6-3
 Birthdate: May 3, 1992
 High School: Glenwood

B/T: R/R
 Wt: 210
 Hometown: Chatham, Ill.
 Previous School: Lincoln Land CC

Class: RS Senior

26

Date	Opponent	GS	IP	H	R	ER	BB	SO	2B	3B	HR	WP	BK	HBP	IBB	Score	W-L	Sv	ERA	NP
Feb 14	at TCU		2.0	3	1	1	1	0	0	0	0	0	0	0	0	4-16	0-0	0	4.50	36
Feb 21	vs Eastern Kentucky		4.0	4	1	1	1	4	0	0	0	0	0	0	0	3-4	0-0	0	3.00	54
Feb 25	MURRAY STATE		4.0	1	0	0	0	2	0	0	0	0	0	0	0	2-3	0-0	0	1.80	44
Mar 08	NORTHERN ILLINOIS		3.1	4	2	2	2	3	1	0	0	1	0	0	0	0-3	0-0	0	2.70	61
Mar 14	at Illinois		5.1	3	0	0	2	0	2	0	0	0	0	1	0	2-6	0-0	0	1.93	73
Mar 21	WICHITA STATE	*	3.0	7	6	4	1	2	1	0	1	1	0	1	0	6-20	0-0	0	3.32	62
03-28-15	at Bradley	*	6.0	3	1	1	3	6	1	0	0	0	0	0	0	0-10	0-1	0	2.93	95
Apr 04	CENTRAL ARKANSAS	*	6.1	9	5	5	1	5	4	0	0	0	0	0	0	3-8	0-2	0	3.71	93
Apr 11	at Indiana State	*	6.0	8	3	3	4	4	0	1	0	0	0	0	0	7-4	1-2	0	3.83	107
Apr 18	ILLINOIS STATE	*	4.0	7	7	2	2	1	1	0	1	0	0	1	0	4-13	1-3	0	3.89	77
Apr 25	DALLAS BAPTIST	*	7.1	8	3	3	3	1	1	0	0	0	0	0	0	4-5	1-3	0	3.86	94
May 02	at Evansville	*	5.0	5	2	2	2	1	1	0	0	0	0	1	0	5-6	1-3	0	3.83	70
May 09	MISSOURI STATE	*	4.0	6	4	4	3	2	2	0	0	2	0	1	0	0-5	1-4	0	4.18	77
May 15	at St. John's	*	5.0	8	2	2	2	2	0	0	0	0	0	0	0	5-8	1-4	0	4.13	61
Totals		9	65.1	76	37	30	27	33	14	1	2	4	0	5	0	45-111	1-4	0	4.13	-

11

MVC CHAMPIONSHIPS

Year	era	w-l	app	gs	cg	sho	sv	ip	h	r	er	bb	so	2b	3b	hr	bf	bavg	wp	hbp	bk	sfa	sf
2013	5.31	1-1	4	4	0	0/0	0	20.1	24	16	12	8	10	4	0	1	94	.289	3	3	0	0	
2015	4.13	1-4	14	9	0	0/0	0	65.1	76	37	30	27	33	14	1	2	295	.299	4	5	0	2	
TOTAL	4.41	2-5	18	13	0	0/0	0	85.2	100	53	42	35	43	18	1	3	389	.297	7	8	0	2	



Ryan Sabo

Pos: INF
 Ht: 6-0
 Birthdate: July 23, 1995
 High School: Ravenwood

B/T: R/R
 Wt: 200
 Hometown: Brentwood, Tenn.

Class: Sophomore

23

11 MVC CHAMPIONSHIPS

Date	Opponent	Pos	AB	R	H	RBI	2B	3B	HR	BB	SB	CS	HBP	SAC	SF	GDP	K	PO	A	E	Avg
Feb 14	at TCU	*3b	2	0	1	1	1	0	0	2	0	0	0	0	0	0	0	1	2	0	.500
Feb 15	at TCU	*3b	2	0	0	0	0	0	0	0	0	0	0	0	0	0	2	0	3	0	.250
Feb 21	vs Eastern Kentucky	*3b	3	0	0	0	0	0	0	0	1	0	1	0	0	0	1	0	2	0	.143
Feb 22	vs Eastern Kentucky	3b	1	0	0	0	0	0	0	0	0	0	0	0	0	0	0	1	1	0	.125
Feb 25	MURRAY STATE	ph	1	0	0	0	0	0	0	0	0	0	0	0	0	0	1	0	0	0	.111
Feb 28	at Western Kentucky-2	*3b	4	0	1	0	0	0	0	0	0	0	0	0	0	0	0	1	5	1	.154
Mar 08	NORTHERN ILLINOIS	*3b	4	0	0	0	0	0	0	0	0	0	0	0	0	0	4	1	3	0	.118
Mar 13	at Illinois	*3b	3	1	1	1	0	0	1	0	0	0	1	0	0	0	2	2	2	0	.150
Mar 14	at Illinois	*3b	3	0	1	1	0	0	0	1	0	0	0	0	0	0	0	1	0	0	.174
Mar 15	at Illinois	*3b	4	0	0	0	0	0	0	0	0	0	0	0	0	0	1	0	0	0	.148
Mar 20	WICHITA STATE	ph	1	0	0	0	0	0	0	0	0	0	0	0	0	0	0	0	0	0	.143
Mar 21	WICHITA STATE	*3b	2	1	0	1	0	0	0	1	0	0	0	0	0	0	1	0	2	1	.133
Mar 22	WICHITA STATE	*3b	3	0	0	0	0	0	0	0	0	0	0	0	0	0	1	1	3	0	.121
Mar 25	AUSTIN PEAY	3b	2	0	0	0	0	0	0	0	0	0	0	0	0	0	0	2	2	0	.114
03-27-15	at Bradley	*3b	3	0	1	0	0	0	0	0	0	0	0	0	0	0	1	2	1	0	.132
03-29-15	at Bradley	3b	0	0	0	0	0	0	0	0	0	0	0	0	0	0	0	0	2	0	.132
Mar 31	at Murray State	3b	0	0	0	0	0	0	0	0	0	0	0	0	0	0	0	0	0	0	.132
Apr 02	CENTRAL ARKANSAS	3b	0	0	0	0	0	0	0	0	0	0	0	0	0	0	0	0	0	0	.132
Apr 04	CENTRAL ARKANSAS	*3b	4	1	4	0	0	0	0	1	0	0	0	0	0	0	0	0	2	0	.214
Apr 08	ARKANSAS STATE	*3b	5	1	2	0	0	0	0	0	1	0	0	0	0	0	1	1	2	0	.234
Apr 10	at Indiana State	*3b	4	2	3	0	0	0	0	0	0	0	0	0	0	0	1	2	2	1	.275
Apr 11	at Indiana State	*3b	4	0	0	0	0	0	0	0	0	0	0	0	0	0	3	0	1	0	.255
Apr 12	at Indiana State	*3b	4	0	2	0	2	0	0	0	0	0	0	0	0	0	1	0	2	0	.271
Apr 14	at Southeast Missouri	*3b	2	0	0	0	0	0	0	2	0	0	0	0	0	0	1	0	3	1	.262
Apr 15	at Austin Peay	*3b	3	2	1	0	1	0	0	0	0	0	1	0	0	0	1	1	1	0	.266
Apr 17	ILLINOIS STATE	*3b/2b	3	0	0	0	0	0	0	1	0	0	0	1	0	0	2	1	1	0	.254
Apr 18	ILLINOIS STATE	*3b	4	0	2	0	0	0	0	0	0	0	0	0	0	0	0	2	3	0	.268
Apr 19	ILLINOIS STATE	*3b	4	0	1	0	0	0	0	0	0	1	0	0	0	0	0	1	5	0	.267
Apr 21	SOUTHEAST MISSOU	*3b	3	1	1	0	0	0	0	1	0	0	0	0	0	0	1	1	3	0	.269
Apr 22	UT MARTIN	*3b	3	1	1	1	0	0	0	0	0	0	1	0	0	0	0	0	2	1	.272
Apr 24	DALLAS BAPTIST	*3b	4	0	1	0	0	0	0	0	0	0	0	0	0	0	1	1	2	1	.271
Apr 25	DALLAS BAPTIST	*3b	3	0	1	0	0	0	0	1	1	0	0	0	0	0	1	2	1	0	.273
Apr 26	DALLAS BAPTIST	*3b	4	2	2	0	0	0	0	0	0	0	0	0	0	0	1	3	5	0	.283
Apr 28	ILLINOIS	*3b	3	1	0	0	0	0	0	1	0	0	0	0	0	0	1	3	0	0	.274
May 01	at Evansville	*3b	3	1	0	0	0	0	0	1	0	0	0	0	0	0	1	1	1	0	.265
May 02	at Evansville	*3b	4	0	0	0	0	0	0	0	0	0	0	0	0	0	0	0	0	0	.255
May 03	at Evansville	*3b	4	0	1	1	0	0	0	0	0	0	0	0	0	0	1	1	5	0	.255
May 08	MISSOURI STATE	*3b	3	0	1	0	0	0	0	0	0	0	0	0	0	0	1	1	2	0	.257
May 09	MISSOURI STATE	*3b	3	0	0	0	0	0	0	0	0	0	0	0	0	0	3	0	1	0	.250
May 10	MISSOURI STATE	*3b	4	1	3	1	0	0	0	0	1	0	0	0	0	0	1	0	5	1	.267
May 14	at St. John's	*3b	4	0	2	0	0	0	0	0	0	0	0	0	0	0	1	0	1	1	.275
May 15	at St. John's	*3b	4	0	2	1	1	0	0	0	0	0	0	0	1	1	1	0	3	0	.282
May 16	at St. John's	*3b	4	0	1	0	0	0	0	0	0	0	0	0	0	0	1	0	4	0	.281
Totals		36gs	128	15	36	8	5	0	1	12	4	1	4	1	0	1	39	33	85	8	.281

On base pct. .361 • Slugging pct. .344

Year	avg	gp-gs	ab	r	h	2b	3b	hr	rbi	tb	slg%	bb	hbp	so	gdp	ob%	sf	sh	sb-att	po	a	e	fld%
2014	.234	25-15	64	6	15	3	0	0	5	18	.281	15	0	16	2	.375	1	1	0-0	21	31	7	.881
2015	.281	43-36	128	15	36	5	0	1	8	44	.344	12	4	39	1	.361	0	1	4-5	33	85	8	.937
TOTAL	.266	68-51	192	21	51	8	0	1	13	62	.323	27	4	55	3	.366	1	2	4-5	54	116	15	.919



Colten Selvey

Pos: RHP
 Ht: 6-0
 Birthdate: Sept. 8, 1993
 Last School: Jefferson College

B/T: R/R
 Wt: 230
 Hometown: Liberal, Mo.

Class: Junior

36

Date	Opponent	GS	IP	H	R	ER	BB	SO	2B	3B	HR	WP	BK	HBP	IBB	Score	W-L	Sv	ERA	NP
Feb 15	at TCU		1.0	0	0	0	1	1	0	0	0	0	0	0	0	0-11	0-0	0	0.00	14
Feb 20	vs Eastern Kentucky		1.0	0	0	0	1	1	0	0	0	0	0	0	0	4-1	0-0	1	0.00	12
Mar 01	at Western Kentucky		1.0	2	1	0	0	0	0	0	0	0	0	0	0	6-11	0-0	1	0.00	12
Mar 13	at Illinois		1.0	0	0	0	0	1	0	0	0	0	0	0	0	2-0	0-0	2	0.00	11
Mar 17	at UT Martin		0.2	1	2	2	2	1	0	0	0	0	0	1	0	7-8	0-1	2	3.86	19
Mar 25	AUSTIN PEAY		1.0	2	1	1	2	2	1	0	0	0	0	0	0	14-3	0-1	2	4.76	24
03-29-15	at Bradley		1.0	0	0	0	1	0	0	0	0	0	0	0	0	5-3	0-1	3	4.05	13
Apr 04	CENTRAL ARKANSAS		1.1	0	0	0	1	0	0	0	0	0	0	0	0	5-6	0-1	3	3.38	13
Apr 08	ARKANSAS STATE		0.1	0	0	0	1	0	0	0	0	0	0	1	0	8-10	0-1	3	3.24	9
Apr 10	at Indiana State		1.0	1	0	0	0	0	0	0	0	0	0	0	0	5-3	0-1	4	2.89	-
Apr 11	at Indiana State		0.2	0	0	0	2	1	0	0	0	0	0	0	0	7-4	0-1	4	2.70	18
Apr 17	ILLINOIS STATE		1.0	0	0	0	0	0	0	0	0	0	0	0	0	7-6	1-1	4	2.45	14
Apr 19	ILLINOIS STATE		0.2	1	1	1	1	0	1	0	0	0	0	0	0	9-7	1-1	4	3.09	16
Apr 28	ILLINOIS		1.0	1	0	0	2	0	0	0	0	1	0	0	0	5-7	1-1	4	2.84	22
May 09	MISSOURI STATE		3.0	1	1	1	1	1	1	0	0	0	0	0	0	0-5	1-1	4	2.87	51
May 16	at St. John's		3.1	2	1	1	0	0	0	0	0	0	0	0	0	3-4	1-2	4	2.84	30
Totals		0	19.0	11	7	6	15	8	3	0	0	1	0	2	0	87-89	1-2	4	2.84	-

M
V
C

C
H
A
M
P
I
O
N
S
H
I
P
S

Year	era	w-l	app	gs	cg	sho	sv	ip	h	r	er	bb	so	2b	3b	hr	bf	bavg	wp	hbp	bk	sfa	sha
2015	2.84	1-2	16	0	0	0/1	4	19.0	11	7	6	15	8	3	0	0	77	.186	1	2	0	1	0
TOTAL	2.84	1-2	16	0	0	0/1	4	19.0	11	7	6	15	8	3	0	0	77	.186	1	2	0	1	0



Anthony Shimkus

Pos: RHP
 Ht: 6-3
 Birthdate: July 1, 1994
 High School: De La Salle Institute

B/T: R/R
 Wt: 185
 Hometown: Chicago, Ill.

Class: RS Sophomore

4

Date	Opponent	GS	IP	H	R	ER	BB	SO	2B	3B	HR	WP	BK	HBP	IBB	Score	W-L	Sv	ERA	NP
Feb 15	at TCU		0.2	3	3	2	1	1	0	0	0	0	0	0	0	0-11	0-0	0	27.00	22
Feb 21	vs Eastern Kentucky		2.0	1	0	0	0	4	0	0	0	0	0	0	0	3-4	0-0	0	6.75	36
Feb 25	MURRAY STATE		2.0	1	1	1	2	0	0	1	0	0	0	0	1	2-3	0-1	0	5.79	31
Mar 08	NORTHERN ILLINOIS		1.2	1	0	0	1	0	1	0	0	1	0	0	0	0-3	0-1	0	4.26	28
Mar 14	at Illinois		0.2	1	0	0	1	1	0	0	0	1	0	0	0	2-6	0-1	0	3.86	19
Mar 17	at UT Martin		1.1	2	0	0	0	3	0	0	0	0	0	0	0	7-8	0-1	0	3.24	24
Mar 20	WICHITA STATE		1.2	1	1	0	1	4	1	0	0	0	0	0	0	2-3	0-2	0	2.70	31
03-28-15	at Bradley		0.2	3	6	1	2	0	0	0	1	0	0	0	0	0-10	0-2	0	3.38	22
Mar 31	at Murray State		0.0	2	1	1	0	0	0	1	0	0	0	0	0	8-9	0-3	0	4.22	5
Apr 02	CENTRAL ARKANSAS		2.2	1	1	1	2	3	0	0	0	1	0	1	0	2-5	0-3	0	4.05	41
Apr 08	ARKANSAS STATE		1.1	3	2	2	0	2	2	0	0	2	0	0	0	8-10	0-4	0	4.91	26
Apr 11	at Indiana State		1.2	3	1	1	1	1	1	0	0	0	0	1	0	7-4	0-4	0	4.96	38
Apr 15	at Austin Peay		1.1	4	4	4	2	0	1	0	1	0	0	0	0	6-17	0-4	0	6.62	36
Apr 22	UT MARTIN		3.0	3	2	2	1	3	0	0	0	1	0	0	0	9-11	0-4	0	6.53	43
Apr 26	DALLAS BAPTIST		3.1	6	2	2	1	3	2	0	1	0	0	0	0	4-7	0-4	0	6.38	53
May 02	at Evansville		0.2	2	0	0	0	0	0	0	0	0	0	0	0	5-6	0-4	0	6.20	18
May 09	MISSOURI STATE		2.0	1	0	0	2	1	0	0	0	0	0	1	0	0-5	0-4	0	5.74	34
Totals		0	26.2	38	24	17	17	26	8	2	3	6	0	3	1	65-122	0-4	0	5.74	-

11
MVC
CHAMPIONSHIPS

Year	era	w-l	app	gs	cg	sho	sv	ip	h	r	er	bb	so	2b	3b	hr	bf	bavg	wp	hbp	bk	sfa	sha
2013	5.00	3-0	11	1	0	0/0	0	18.0	18	10	10	14	9	6	0	0	89	.277	1	5	0	1	4
2015	5.74	0-4	17	0	0	0/0	0	26.2	38	24	17	17	26	8	2	3	139	.339	6	3	0	3	4
TOTAL	5.44	3-4	28	1	0	0/0	0	44.2	56	34	27	31	35	14	2	3	228	.316	7	8	0	4	8



Chase Slone

Pos: INF
 Ht: 5-10
 Birthdate: May 18, 1996
 High School: Siegel

B/T: R/R
 Wt: 155
 Hometown: Murfreesboro, Tenn.

Class: Freshman

20

Date	Opponent	Pos	AB	R	H	RBI	2B	3B	HR	BB	SB	CS	HBP	SAC	SF	GDP	K	PO	A	E	Avg
Feb 13	at TCU	*ss	3	0	0	0	0	0	0	0	0	0	0	0	0	1	0	4	2	0	.000
Feb 14	at TCU	*ss	4	0	1	0	0	0	0	0	0	0	0	0	0	0	2	6	4	0	.143
Feb 15	at TCU	*ss	2	0	0	0	0	0	0	1	1	0	0	0	0	0	0	2	3	0	.111
Feb 20	vs Eastern Kentucky	*ss	4	1	1	1	1	0	0	0	0	0	0	0	0	0	1	2	4	0	.154
Feb 21	vs Eastern Kentucky	*ss	4	0	0	0	0	0	0	0	0	0	0	0	0	1	0	3	4	0	.118
Feb 21	vs Eastern Kentucky	*ss	3	0	0	0	0	0	0	1	0	0	0	0	0	0	0	0	1	0	.100
Feb 22	vs Eastern Kentucky	*ss	2	2	1	1	0	0	1	1	0	0	0	0	0	0	0	1	3	0	.136
Feb 25	MURRAY STATE	*ss	5	0	3	0	0	0	0	0	1	0	0	0	0	0	0	0	7	0	.222
Feb 28	at Western Kentucky-1	*ss	3	2	1	0	0	0	0	0	0	0	0	1	0	0	0	3	2	0	.233
Feb 28	at Western Kentucky-2	*ss	3	0	0	0	0	0	0	0	0	0	0	0	0	0	2	0	4	0	.212
Mar 01	at Western Kentucky	*ss	4	0	1	0	0	0	0	0	0	0	0	1	0	0	1	1	5	0	.216
Mar 07	NORTHERN ILLINOIS	*ss	3	1	1	0	0	0	0	1	0	0	0	0	0	0	0	1	4	0	.225
Mar 08	NORTHERN ILLINOIS	*ss	4	0	2	0	0	0	0	0	0	0	0	0	0	0	0	3	3	0	.250
Mar 08	NORTHERN ILLINOIS	*ss	3	0	1	0	0	0	0	0	0	0	0	0	0	0	1	3	2	1	.255
Mar 10	at Belmont	*ss	4	0	1	0	0	0	0	0	0	0	0	0	0	0	0	0	4	0	.255
Mar 13	at Illinois	*ss	5	0	1	0	0	0	0	0	0	0	0	0	0	0	1	1	3	0	.250
Mar 14	at Illinois	*ss	3	0	1	0	0	0	0	0	0	1	0	1	0	0	0	1	6	0	.254
Mar 15	at Illinois	*ss	4	0	1	1	0	0	0	0	0	0	0	0	0	0	0	3	5	0	.254
Mar 17	at UT Martin	*ss	5	1	2	1	0	0	0	0	0	0	0	1	0	0	0	1	2	0	.265
Mar 20	WICHITA STATE	*ss	5	1	2	0	0	0	0	0	0	0	0	0	0	0	0	1	0	1	.274
Mar 21	WICHITA STATE	*ss	4	1	2	1	1	0	0	0	0	0	0	0	0	0	0	1	0	0	.286
Mar 22	WICHITA STATE	*ss	4	0	0	0	0	0	0	0	0	0	0	0	0	0	0	1	2	0	.272
Mar 25	AUSTIN PEAY	*ss	5	2	2	0	1	0	0	0	0	0	1	0	0	0	0	1	1	0	.279
03-27-15	at Bradley	*ss	4	0	1	0	0	0	0	0	0	0	0	0	0	0	0	0	1	0	.278
03-28-15	at Bradley	*ss	4	0	0	0	0	0	0	0	0	0	0	0	0	0	2	1	1	1	.266
03-29-15	at Bradley	*ss	5	0	1	2	0	0	0	0	0	0	0	0	0	0	0	3	4	0	.263
Mar 31	at Murray State	*ss	5	2	4	1	0	0	0	0	0	0	0	0	0	0	0	0	4	0	.288
Apr 02	CENTRAL ARKANSAS	*ss	4	0	1	0	0	0	0	0	0	0	0	0	0	0	1	1	3	0	.287
Apr 04	CENTRAL ARKANSAS	*ss	5	1	1	1	0	0	0	0	0	0	0	0	0	0	0	2	3	0	.283
Apr 04	CENTRAL ARKANSAS	*ss	5	0	0	0	0	0	0	0	0	0	0	0	0	1	1	1	5	0	.271
Apr 07	BELMONT	*ss	3	0	0	0	0	0	0	1	0	0	0	0	0	0	1	4	5	0	.264
Apr 08	ARKANSAS STATE	*ss	5	0	3	2	0	0	0	1	0	0	0	0	0	0	1	5	2	0	.278
Apr 10	at Indiana State	*ss	4	0	1	1	0	0	0	0	0	0	0	0	1	0	1	4	2	1	.277
Apr 11	at Indiana State	*ss	3	1	0	0	0	0	0	1	0	0	0	0	0	0	0	1	5	0	.271
Apr 12	at Indiana State	*ss	5	0	1	0	0	0	0	0	0	0	0	0	0	0	1	1	0	0	.268
Apr 14	at Southeast Missouri	*ss	4	1	0	0	0	0	0	0	0	0	1	0	0	0	2	1	1	0	.261
Apr 15	at Austin Peay	*ss	5	0	1	0	0	0	0	0	0	0	0	0	0	1	0	3	1	0	.259
Apr 17	ILLINOIS STATE	*ss	5	1	2	0	0	0	0	1	1	0	0	0	0	0	1	3	5	0	.263
Apr 18	ILLINOIS STATE	*ss	5	0	1	0	0	0	0	0	0	0	0	0	0	0	1	1	2	0	.261
Apr 19	ILLINOIS STATE	*ss	5	3	4	0	0	0	0	0	0	0	0	0	0	0	0	1	0	0	.278
Apr 21	SOUTHEAST MISSOU	*ss	4	1	0	0	0	0	0	1	0	0	0	0	0	0	2	3	3	0	.271
Apr 22	UT MARTIN	*ss	5	2	2	0	0	0	0	0	0	1	0	0	0	0	1	1	3	0	.275
Apr 24	DALLAS BAPTIST	*ss	5	1	1	0	0	0	0	0	0	0	0	0	0	0	0	3	4	0	.273
Apr 25	DALLAS BAPTIST	*ss	5	0	1	0	0	0	0	0	0	0	0	0	0	0	1	1	1	1	.271
Apr 26	DALLAS BAPTIST	*ss	3	0	1	0	0	0	0	0	0	0	0	1	0	0	0	2	2	0	.272
Apr 28	ILLINOIS	*ss	4	0	2	3	1	0	0	0	0	0	0	0	0	0	0	2	4	0	.277
May 01	at Evansville	*ss	4	0	2	1	0	0	0	0	0	0	0	1	0	0	0	3	2	0	.281
May 02	at Evansville	*ss	5	1	1	0	0	0	0	0	0	0	0	0	0	0	0	4	2	0	.279
May 03	at Evansville	*ss	5	1	1	0	0	0	0	0	0	0	0	0	0	0	1	0	4	0	.277
May 08	MISSOURI STATE	*ss	4	0	1	0	0	0	0	0	0	0	0	0	0	0	1	2	1	0	.277
May 09	MISSOURI STATE	*ss	4	0	0	0	0	0	0	0	0	0	0	0	0	0	0	0	2	0	.271
May 10	MISSOURI STATE	*ss	5	0	2	1	0	0	0	0	0	0	0	0	0	0	1	2	7	0	.274
May 14	at St. John's	*ss	3	0	0	0	0	0	0	1	0	0	0	0	0	0	1	2	3	0	.271
May 15	at St. John's	*ss	5	0	1	0	0	0	0	0	0	0	0	0	0	0	0	2	5	0	.269
May 16	at St. John's	*ss	4	0	2	0	0	0	0	0	0	0	0	0	0	0	1	1	3	0	.273
Totals		55gs	227	26	62	17	4	0	1	10	3	1	3	6	1	4	29	99	161	5	.273

On base pct. .311 • Slugging pct. .304

Year	avg	gp-gs	ab	r	h	2b	3b	hr	rbi	tb	slg%	bb	hbp	so	gdp	ob%	sf	sh	sb-att	po	a	e	fld%
2015	.273	55-55	227	26	62	4	0	1	17	69	.304	10	3	29	4	.311	1	6	3-4	99	161	5	.981
TOTAL	.273	55-55	227	26	62	4	0	1	17	69	.304	10	3	29	4	.311	1	6	3-4	99	161	5	.981



Chad Whitmer

Pos: RHP
 Ht: 6-3
 Birthdate: May 11, 1995
 High School: Penn

B/T: R/R
 Wt: 195
 Hometown: South Bend, Ind.

Class: Sophomore

28

Date	Opponent	GS	IP	H	R	ER	BB	SO	2B	3B	HR	WP	BK	HBP	IBB	Score	W-L	Sv	ERA	NP
Feb 13	at TCU		1.0	2	3	3	2	1	0	0	0	0	1	0	0	0-5	0-0	0	27.00	34
Feb 21	vs Eastern Kentucky		1.2	3	3	2	0	2	0	0	1	0	0	0	0	4-5	0-1	0	16.88	38
Feb 25	MURRAY STATE		2.0	1	0	0	0	1	1	0	0	1	0	0	0	2-3	0-1	0	9.64	15
Mar 01	at Western Kentucky		1.1	4	3	3	1	0	0	1	0	0	0	0	0	6-11	0-1	0	12.00	25
Mar 08	NORTHERN ILLINOIS		2.2	4	1	1	1	2	2	0	0	0	0	1	0	2-8	0-1	0	9.35	53
Mar 17	at UT Martin		2.2	1	2	0	1	5	1	0	0	0	0	0	0	7-8	0-1	0	7.15	42
Mar 20	WICHITA STATE		2.1	1	0	0	0	1	0	0	0	0	0	0	0	2-3	0-1	0	5.93	37
03-28-15	at Bradley		0.0	2	3	3	2	0	0	0	0	0	0	1	0	0-10	0-1	0	7.90	25
Apr 04	CENTRAL ARKANSAS		1.2	2	2	1	3	2	1	0	0	0	0	0	0	5-6	0-2	0	7.63	45
Apr 07	BELMONT		2.0	1	0	0	0	2	0	0	0	1	0	0	0	1-11	0-2	0	6.75	28
Apr 08	ARKANSAS STATE		1.1	1	0	0	0	2	1	0	0	0	0	0	0	8-10	0-2	0	6.27	17
Apr 12	at Indiana State		3.0	5	0	0	0	1	0	0	0	0	0	0	0	2-6	0-2	0	5.40	59
Apr 17	ILLINOIS STATE		3.0	2	1	1	2	3	1	0	1	0	0	1	0	7-6	0-2	0	5.11	51
Apr 24	DALLAS BAPTIST	*	5.1	6	5	5	3	1	0	0	0	0	0	1	0	3-6	0-3	0	5.70	99
May 01	at Evansville	*	5.0	8	4	4	4	3	2	0	0	1	0	0	0	3-4	0-4	0	5.91	71
May 08	MISSOURI STATE	*	7.0	4	1	0	2	6	1	0	0	0	0	0	0	0-1	0-5	0	4.93	110
May 14	at St. John's		5.0	7	2	2	1	1	2	0	0	0	0	0	0	2-9	0-5	0	4.79	70
Totals		3	47.0	54	30	25	22	33	12	1	2	3	1	4	0	54-112	0-5	0	4.79	-

11
MVC
CHAMPIONSHIPS

Year	era	w-l	app	gs	cg	sho	sv	ip	h	r	er	bb	so	2b	3b	hr	bf	bavg	wp	hbp	bk	sfa	sha
2014	4.00	2-0	16	0	0	0/0	0	36.0	39	21	16	15	29	4	3	3	160	.279	2	2	1	1	2
2015	4.79	0-5	17	3	0	0/0	0	47.0	54	30	25	22	33	12	1	2	214	.297	3	4	1	3	3
TOTAL	4.45	2-5	33	3	0	0/0	0	83.0	93	51	41	37	62	16	4	5	374	.289	5	6	2	4	5



Jacob Williams

Pos: RHP
 Ht: 5-10
 Birthdate: April 7, 1993
 High School: Monticello

B/T: R/R
 Wt: 180
 Hometown: Cisco, Ill.

Class: RS Sophomore

18

Date	Opponent	GS	IP	H	R	ER	BB	SO	2B	3B	HR	WP	BK	HBP	IBB	Score	W-L	Sv	ERA	NP
Feb 28	at Western Kentucky-1		1.1	1	0	0	0	0	0	1	0	1	0	0	0	6-8	0-0	0	0.00	20
Mar 08	NORTHERN ILLINOIS		2.0	1	0	0	0	1	0	0	0	0	0	1	0	2-8	0-0	0	0.00	24
Mar 14	at Illinois		0.2	2	3	3	1	1	0	0	0	0	0	0	0	2-6	0-0	0	6.75	20
Mar 22	WICHITA STATE		0.2	1	0	0	0	1	0	0	0	0	0	0	0	3-13	0-0	0	5.79	9
Mar 25	AUSTIN PEAY		1.2	0	0	0	1	2	0	0	0	1	0	0	0	14-3	0-0	0	4.26	26
03-29-15	at Bradley		1.1	0	0	0	1	2	0	0	0	0	0	1	0	5-3	1-0	0	3.52	24
Apr 02	CENTRAL ARKANSAS		0.1	3	2	1	1	0	1	0	0	0	0	0	0	2-5	1-1	0	4.50	24
Apr 15	at Austin Peay		0.2	2	3	3	1	0	0	0	1	1	0	0	0	6-17	1-1	0	7.27	18
Apr 19	ILLINOIS STATE		2.2	1	0	0	0	2	1	0	0	0	0	2	0	9-7	2-1	0	5.56	43
Apr 22	UT MARTIN		2.0	1	0	0	2	0	0	0	0	0	0	0	0	9-11	2-1	0	4.72	35
Apr 28	ILLINOIS		2.0	0	0	0	2	1	0	0	0	0	0	0	0	5-7	2-1	0	4.11	31
May 02	at Evansville		0.1	0	2	2	2	0	0	0	0	0	0	0	0	5-6	2-1	0	5.17	15
May 08	MISSOURI STATE		2.0	0	0	0	0	2	0	0	0	0	0	0	0	0-1	2-1	0	4.58	26
May 15	at St. John's		2.1	2	0	0	2	3	0	0	0	0	0	0	0	5-8	2-1	0	4.05	46
Totals		0	20.0	14	10	9	13	15	2	1	1	3	0	4	0	73-103	2-1	0	4.05	-

M
V
C

C
H
A
M
P
I
O
N
S
H
I
P
S

Year	era	w-l	app	gs	cg	sho	sv	ip	h	r	er	bb	so	2b	3b	hr	bf	bavg	wp	hbp	bk	sfa	sha
2013	5.20	1-0	21	0	0	0/0	0	27.2	24	20	16	23	29	8	0	0	131	.226	2	0	0	1	1
2014	0.00	0-0	3	0	0	0/0	0	3.0	0	0	0	3	4	0	0	0	12	.000	0	0	0	0	0
2015	4.05	2-1	14	0	0	0/0	0	20.0	14	10	9	13	15	2	1	1	87	.200	3	4	0	0	0
TOTAL	4.44	3-1	38	0	0	0/0	0	50.2	38	30	25	39	48	10	1	1	230	.205	5	4	0	1	1