

# SALUKIS

2015-16 WOMEN'S BASKETBALL

#SALUKISTRONG





**SIU** Southern Illinois  
University  
CARBONDALE





# SALUKI WOMEN'S BASKETBALL 2015-16

# SALUKI WAY RENOVATION

SIU Arena Entrance



SIU Arena — Home of Walt Frazier  
One of NBA's 50 Greatest Players



# SALUKI WOMEN'S BASKETBALL 2015-16

# SALUKI WAY RENOVATION



Team Store  
at SIU Arena



West Concourse



John Paul Cook  
Club

# SALUKI WOMEN'S BASKETBALL 2015-16

# TROUTT-WITTMANN

# ACADEMIC & TRAINING CENTER



# SALUKI WOMEN'S BASKETBALL 2015-16

# TROUTT-WITTMANN

# ACADEMIC & TRAINING CENTER



# SALUKI WOMEN'S BASKETBALL 2015-16



**DYANA PIERRE**

6-2 • RS Sr. • F/C  
Port St. Lucie, Fla.  
Lincoln Park Academy H.S.



**BLAIR STEPHENSON**

5-7 • Sr. • G  
St. Louis, Mo.  
Cardinal Ritter H.S./Lake Land CC



**OLIVIA BOWLING**

5-9 • Fr. • G  
New Haven, Ky.  
Elizabethtown H.S.



**CARTAESHA MACKLIN**

5-6 • R-Sr. • G  
Mayo, Fla.  
Lafayette H.S.



**RISHONDA NAPIER**

5-5 • R-Jr. • PG  
Burbank, Calif.  
Bellarmine-Jefferson H.S.



**TIAJANEY HAWKINS**

5-10 • Fr. • G/F  
East Chicago, Ind.  
East Chicago Central H.S.



**KIM NEBO**

6-1 • Jr. • F  
Katy, Texas  
Cypress Lakes H.S.



**KYLIE GIBELHAUSEN**

6-1 • So. • G  
East Peoria, Ill.  
East Peoria H.S.



**AZIA WASHINGTON**

6-0 • Sr. • F  
Lee's Summit, Mo.  
Blue Springs H.S.



**CELINA VANHYFTE**

6-0 • So. • F/C  
Annawan, Ill.  
Annawan H.S.



**CARLIE CORRIGAN**

5-11 • Jr. • G/F  
Plainfield, Ill.  
Plainfield North H.S.



**ASHLEY HUMMEL**

6-1 • Fr. • F/C  
Hilliard, Ohio  
Hilliard Bradley H.S.



**CINDY STEIN**  
Head Coach  
Third Season



**ANDREA GORSKI**  
Associate Head Coach  
Third Season



**KAT MARTIN**  
Assistant Coach/  
Recruiting Coordinator  
Third Season



**CHRISTELLE N'GARSANET**  
Assistant Coach  
Third Season



**JULIE BECK**  
Director of Operations  
Third Season



**ADESUWA EBOMWONYI**  
Video Coordinator  
First Season

# SALUKI WOMEN'S BASKETBALL 2015-16



**Front Row (From Left):** Video Coordinator Adesuwa Ebomwonyi, Rishonda Napier, Cartaesha Macklin, Olivia Bowling, Head Coach Cindy Stein, Carlie Corrigan, Tiajaney Hawkins, Blair Stephenson, Student Assistant Kiley Gorski.

**Back Row (From Left):** Associate Head Coach Andrea Gorski, Assistant Coach Kat Martin, Azia Washington, Ashley Hummel, Dyana Pierre, Kylie Giebelhausen, Kim Nebo, Celina VanHyfte, Assistant Coach Christelle N'Garsanet, Director of Operations Julie Beck.

## 2015-16 ROSTER

No.	Name	Pos.	Ht.	Class	Hometown	Last School/High School
0	Dyana Pierre	F/C	6-2	RS SR	Port St. Lucie, Fla.	Lincoln Park Academy HS
2	Blair Stephenson	G	5-7	SR	St. Louis, Mo.	Lake Land CC
3	Olivia Bowling	G	5-9	FR	New Haven, Ky.	Elizabethtown HS
10	Cartaesha Macklin	G	5-6	RS SR	Mayo, Fla.	Lafayette HS
13	Rishonda Napier	PG	5-5	RS JR	Burbank, Calif.	Bellarmine-Jefferson HS
22	Tiajaney Hawkins	G/F	5-10	FR	E. Chicago, Ind.	E. Chicago Central HS
24	Kim Nebo	F	6-1	JR	Katy, Texas	Cypress Lakes HS
32	Kylie Giebelhausen	G	6-1	SO	E. Peoria, Ill.	East Peoria HS
33	Azia Washington	F	6-0	SR	Lee's Summit, Mo.	Blue Springs HS
35	Celina VanHyfte	F/C	6-0	SO	Annawan, Ill.	Annawan HS
40	Carlie Corrigan	G/F	5-11	JR	Plainfield, Ill.	Plainfield North HS
42	Ashley Hummel	F/C	6-1	FR	Hilliard, Ohio	Hilliard Bradley HS

Head Coach: Cindy Stein (Third Year)  
 Associate Head Coach: Andrea Gorski (Third Year)  
 Asst. Coach/Recruiting Coord.: Kat Martin (Third Year)  
 Assistant Coach: Christelle N'Garsanet (Third Year)  
 Director of Operations: Julie Beck (Third Year)  
 Video Coordinator: Adesuwa Ebomwonyi (First Year)

### PRONUNCIATIONS

Kylie Giebelhausen ..... GABE-el-HOW-sen  
 Tiajaney Hawkins ..... tee-AHH-zhuh-nay  
 Cartaesha Macklin ..... car-TAY-zhuh  
 Kim Nebo ..... NEE-bo  
 Dyana Pierre ..... die-An-uh

Celina VanHyfte ..... Van Heff-tee  
 Azia Washington ..... A-zhuh  
 Christelle N'Garsanet ..... en-GAR-suh-nay  
 Adesuwa ..... uh-DESS-uh-wuh  
 Ebomwonyi ..... eh-bum-WON-yee

**TABLE OF CONTENTS**

**MEET THE 2015-16 SALUKIS**

Table of Contents/Quick Facts ..... 10  
 Roster Breakdown ..... 11  
 SIU Arena ..... 12-13  
 Director of Athletics Tommy Bell ..... 14

**COACHING STAFF**

Head Coach Cindy Stein ..... 16-17  
 Associate Head Coach Andrea Gorski ..... 18  
 Assistant Coach Kat Martin ..... 19  
 Assistant Coach Christelle N'Garsanet ..... 20  
 Director of Operations Julie Beck ..... 21  
 Video Coordinator Adesuwa Ebomwonyi ..... 21  
 Athletic Trainer Kristin Trotter ..... 21  
 Strength Coach Vanessa Frost ..... 21

**STUDENT-ATHLETES**

Carlie Corrigan ..... 24-25  
 Kylie Giebelhausen ..... 26-27  
 Cartaesha Macklin ..... 28-29  
 Rishonda Napier ..... 30-31  
 Kim Nebo ..... 32-33  
 Dyana Pierre ..... 34-35  
 Blair Stephenson ..... 36-37  
 Celina VanHyfte ..... 38-39  
 Azia Washington ..... 40-41  
 Olivia Bowling ..... 42  
 Tiajaney Hawkins ..... 43  
 Ashley Hummel ..... 44

**2014-15 SEASON AT A GLANCE**

Overall Stats and Results ..... 46  
 MVC/Non-Conference Stats ..... 47  
 Home/Away Stats ..... 48  
 Comparison Stats ..... 49  
 Team Leaders ..... 50-51  
 Game Highs ..... 52  
 Season Highs ..... 53  
 Box Scores ..... 54-61

**2015-16 OPPONENTS**

Non-Conference Opponents ..... 62-63  
 MVC Opponents ..... 64-65

**HISTORY/RECORD BOOK**

Coaching History ..... 66  
 Year-by-Year Results ..... 67-77  
 Team-by-Team All-Time History ..... 78-83  
 All-Time Series Records ..... 84  
 Yearly Totals ..... 85  
 Miscellaneous Team Records ..... 86  
 All-Time Opponent Records ..... 87  
 Memorable Seasons ..... 88-89  
 All-Time Letterwinners ..... 90-91  
 Year-by-Year Category Leaders ..... 92-94  
 Individual Records ..... 95  
 Single-Game Rankings ..... 96  
 Single-Season Rankings ..... 97-98  
 Career Rankings ..... 99-100  
 Honors/Awards ..... 101-102  
 Career Totals Directory ..... 103-106  
 Saluki Media Services ..... 107

**QUICK FACTS**

**GENERAL INFORMATION**

School ..... Southern Illinois University Carbondale  
 City/Zip ..... Carbondale, Illinois/62901  
 Founded ..... 1869  
 Enrollment ..... 17,292  
 Nickname ..... Salukis  
 School Colors ..... Maroon and White  
 Arena (Capacity) ..... SIU Arena (8,339)  
 Affiliation ..... NCAA Division I  
 Conference ..... Missouri Valley Conference  
 President ..... Dr. Randy J. Dunn  
 Chancellor ..... Dr. Brad Colwell  
 Athletics Director ..... Tommy Bell  
 Athletics Phone ..... (618) 453-5311  
 Ticket Office Phone ..... (618) 453-2000

**HISTORY**

First year of Women's Basketball ..... 1959  
 All-Time Record ..... .663-641 (.508)  
 Conf. Championships/Last ..... 4/2007  
 NCAA Appearances/Last ..... 4/1992  
 WNIT Appearances/Last ..... 4/2007

**TEAM INFORMATION**

2014-15 Overall Record ..... 17-13  
 MVC Record ..... 10-8/5th  
 Letterwinners Returning/Lost ..... 10/2  
 Starters Returning/Lost ..... 5/0

**COACHING STAFF**

Head Coach ..... Cindy Stein (Third Year)  
 Alma Mater ..... Illinois (1983)  
 Assoc. Head Coach ..... Andrea Gorski (Third Year)  
 Alma Mater ..... Bradley (1992)  
 Asst. Coach/Recruiting Coordinator ..... Kat Martin (Third Year)  
 Alma Mater ..... Trinity International (2007)  
 Asst. Coach ..... Christelle N'Garsanet (Third Year)  
 Alma Mater ..... Missouri (2006)  
 Director of Operations ..... Julie Beck (Third Year)  
 Alma Mater ..... Missouri (1978)  
 Video Coordinator ..... Adesuwa Ebomwonyi (First Year)  
 Alma Mater ..... Tulane (2015)  
 Athletic Trainer ..... Kristin Trotter  
 Strength Coach ..... Vanessa Frost



## ALPHABETICAL ROSTER

3	Olivia Bowling	Guard	5-9	Freshman	New Haven, Ky.	Elizabethtown
40	Carlie Corrigan	Guard/Forward	5-11	Junior	Plainfield, Ill.	Plainfield North
32	Kylie Giebelhausen	Guard	6-1	Sophomore	E. Peoria, Ill.	East Peoria
22	Tiajaney Hawkins	Guard/Forward	5-10	Freshman	E. Chicago, Ind.	E. Chicago Central
42	Ashley Hummel	Forward/Center	6-1	Freshman	Hilliard, Ohio	Hilliard Bradley
10	Cartaesha Macklin	Guard	5-6	Redshirt Senior	Mayo, Fla.	Lafayette
13	Rishonda Napier	Point Guard	5-5	Redshirt Junior	Burbank, Calif.	Bellarmino-Jefferson
24	Kim Nebo	Forward	6-1	Junior	Katy, Texas	Cypress Lakes
0	Dyana Pierre	Forward/Center	6-2	Redshirt Senior	Port St. Lucie, Fla.	Lincoln Park Academy
2	Blair Stephenson	Guard	5-7	Senior	St. Louis, Mo.	Lake Land CC
35	Celina VanHyfte	Forward/Center	6-0	Sophomore	Annawan, Ill.	Annawan
33	Azia Washington	Forward	6-0	Senior	Lee's Summit, Mo.	Blue Springs

## NUMERICAL ROSTER

0	Dyana Pierre	Forward/Center	6-2	Redshirt Senior	Port St. Lucie, Fla.	Lincoln Park Academy
2	Blair Stephenson	Guard	5-7	Senior	St. Louis, Mo.	Lake Land CC
3	Olivia Bowling	Guard	5-9	Freshman	New Haven, Ky.	Elizabethtown
10	Cartaesha Macklin	Guard	5-6	Redshirt Senior	Mayo, Fla.	Lafayette
13	Rishonda Napier	Point Guard	5-5	Redshirt Junior	Burbank, Calif.	Bellarmino-Jefferson
22	Tiajaney Hawkins	Guard/Forward	5-10	Freshman	E. Chicago, Ind.	E. Chicago Central
24	Kim Nebo	Forward	6-1	Junior	Katy, Texas	Cypress Lakes
32	Kylie Giebelhausen	Guard	6-1	Sophomore	E. Peoria, Ill.	East Peoria
33	Azia Washington	Forward	6-0	Senior	Lee's Summit, Mo.	Blue Springs
35	Celina VanHyfte	Forward/Center	6-0	Sophomore	Annawan, Ill.	Annawan
40	Carlie Corrigan	Guard/Forward	5-11	Junior	Plainfield, Ill.	Plainfield North
42	Ashley Hummel	Forward/Center	6-1	Freshman	Hilliard, Ohio	Hilliard Bradley

## ROSTER BREAKDOWN

## BY ELIGIBILITY

## FRESHMEN

Olivia Bowling  
Tiajaney Hawkins  
Ashley Hummel

## SOPHOMORES

Kylie Giebelhausen  
Celina VanHyfte

## JUNIORS

Rishonda Napier (RS)  
Kim Nebo  
Carlie Corrigan

## SENIORS

Dyana Pierre  
Blair Stephenson  
Cartaesha Macklin (RS)  
Azia Washington



Southern Illinois University opened up the renovated SIU Arena during the 2010-11 season and the experience of attending a Saluki game has forever changed. The old arena was serviceable, but memorable only for the action on the court — not for fan comfort or amenities.

The main entrance on the east side of the building is more than three times as big as the old entry. It features a Team Store, Hall of Fame and a spacious area for fans to gather before entering the concourse.

Once inside the concourse, fans discover expanded concession areas, flat-screen TVs at every turn and new restrooms. A trip around the concourse is like taking a stroll down memory lane with wall-to-wall photos and graphics. From Walt Frazier to the ESPN Gameday visit, all of the historic moments in Saluki Basketball are captured and displayed.

As soon as you step inside the seating bowl, there is an overwhelming sensation of Saluki pride. The multi-colored seating of year's past has been replaced with solid maroon. Large graphics adorn each corner of the building. The sparkling new video board looks like a giant plasma TV. The roof, which was re-painted white, creates a clean, crisp setting.

Gone are the creaky, wooden bleachers. In fact, the upper bowl features some of the arena's most comfortable seats and best sight lines. It's an old cliché, but there's not a bad seat in the house.

The court itself has been resurfaced and re-painted

## HOMERECORD

Year	Davies			SIU			
	Home	Gym	Arena	Year	Home	Gym	Arena
1977-78	5-3	5-2	0-1	1996-97	8-4	0-0	8-4
1978-79	14-0	6-0	8-0	1997-98	4-8	0-0	4-8
1979-80	7-6	3-1	4-5	1998-99	4-8	0-0	4-8
1980-81	9-3	0-0	9-3	1999-00	3-9	0-0	3-9
1981-82	8-5	0-0	8-5	2000-01	3-9	0-0	3-9
1982-83	9-4	6-1	3-3	2001-02	4-8	0-0	4-8
1983-84	11-2	11-1	0-1	2002-03	3-9	0-0	3-9
1984-85	11-3	11-3	0-0	2003-04	1-10	0-0	1-10
1985-86	11-1	11-0	0-1	2004-05	2-10	0-0	2-10
1986-87	15-0	11-0	4-0	2005-06	7-6	0-0	7-6
1987-88	10-3	0-0	10-3	2006-07	12-3	0-0	12-3
1988-89	11-3	0-0	11-3	2007-08	6-8	0-0	6-8
1989-90	10-4	0-0	10-4	2008-09	8-5	0-0	8-5
1990-91	13-1	0-0	13-1	2009-10	4-8	0-0	4-8
1991-92	11-2	0-0	11-2	2010-11	1-14	0-0	1-14
1992-93	10-3	0-0	10-3	2011-12	6-8	0-0	6-8
1993-94	9-4	0-0	9-4	2012-13	2-11	0-0	2-11
1994-95	11-1	0-0	11-1	2013-14	4-11	0-0	4-11
1995-96	9-3	0-0	9-3	2014-15	9-5	0-0	9-5

Home: 285-205 (.581)

Davies: 64-8 (.889)

SIU Arena: 217-186 (.538)



## 2014-15: A YEAR OF MANY FIRSTS



**TEAM LOUNGE**



**TEAM MEETING ROOM**



**TEAM LOCKER ROOM**

and sports a more minimalist look. The area inside the 3-point arc was stained a darker color to off-set the rest of the court.

The renovation, which was completed in phases during a 15-month timeframe, cost \$29.9 million. It was financed with both public and private sources.

There are perks for those who have generously supported Saluki Athletics. Donors who made major gifts to Saluki Way have access to the John Cook Club Room on the upper concourse.

- First season-opening win since 2008.
- First season-opening victory on the road since 2000.
- SIU's 87 points against UT Martin was the most scored in any regulation game since Nov. 22, 2011 (at Tennessee State, 89).
- First home opener victory since 2008.
- First time SIU was 2-1 since 2008, 3-1 since 2005-06, 4-1 since 1991-92.
- First time SIU has won consecutive games since 2012-13.
- First time SIU has won consecutive games at home since 2008-09.
- SIU's 16-point victory over Southeast Missouri was the largest since Southern beat Evansville by 26 on Feb. 26, 2012 (72-46).
- First time SIU has won three-straight games since 2007-08.
- First time SIU has won three-straight home games since 2008-09.
- First time 5-2 since 1991-92.
- First time 2-1 on the road since 2002-03.
- First time 6-2 since 1991-92.
- Best home start (4-1) since 1996-97.
- Dyana Pierre's 14-14 performance vs. Murray State breaks SIU record; only seventh-such performance in history of NCAA
- Best start through 10 games since 1996-97 (6-4)
- Best start through 11 games since 1996-97 (7-4)
- First time SIU finished non-conference above .500 since 1994-95.
- Best start through 12 games since 1994-95 (8-4)
- Best road start since 1991-92 (4-1)
- First consecutive MVC opener victories since 2006-07/07-08
- Best start through 13 games since 1994-95 (8-5)
- Best road start through six games since 1991-92 (4-2)
- Most active players with 600 career points since 2007-08 (six).
- Best home start since 1996-97 (5-1).
- Broke 13-game slide against Illinois State
- Broke 12-game slide against Indiana State
- 11 wins are most since 2006-07 (21)
- Upset top-ranked Drake 81-76 on Feb. 6.
- Started 8-2 at home for first time since 1994-95.
- Broke an 11-game losing streak to UNI on Feb. 8. (79-75)
- Started 9-2 at home for first time since 1994-95.
- 13 wins are the most since 2006-07
- Four-game winning streak the first since 2006-07
- Four-game home winning streak first since 06-07
- Four game MVC winning streak first since 06-07
- Four-game home MVC winning streak first since 06-07
- First consecutive MVC weekend sweep since 06-07
- First five-game winning streak since 06-07
- First five-game MVC winning streak since 06-07
- First MVC road weekend sweep since 08-09
- Six-game winning streak longest since 06-07
- First win at Bradley since 2007.
- First season sweep of Bradley since 2007.
- First-ever season sweep of Loyola.
- Largest turnaround in school history at +12 wins.
- Most All-MVC honors since 2006-07
- Second-most All-MVC in school history
- First top-six MVC seed since 2006-07
- Broke MVC Tournament single-game rebounding record (57, vs. UNI)
- Highest season team field goal percentage (.413) since 2007-08 (.414)
- Highest season team free throw percentage (.690) since 2007-08 (.690)
- Highest season points-per-game (66.2) since 2007-08 (67.2)
- Highest season rebounds per game total (39.5) since 1995-96 (40.5)
- Fewest turnovers per game in a season (15.1) since 2007-08 (14.9)
- Fewest points per game allowed (67.0) since 2008-09 (66.6)
- Fewest rebounds allowed per game (35.4) since 2006-07 (31.5)
- Most wins (17) since 2006-07 (21)
- Highest winning percentage (.567) since 2006-07 (.658)
- Best conference record (10-8) since 2006-07 (16-2)
- More conference wins (10) than the previous four seasons combined (8)
- Best home record (9-5) since 2006-07 (12-3)
- More home wins (nine) than last two seasons combined (six)
- Best road record (8-5) since 2006-07 (9-7)



# TOMMY BELL

**DIRECTOR OF ATHLETICS**

James T. “Tommy” Bell was introduced as the new Director of Intercollegiate Athletics at Southern Illinois University on May 1, 2015.

Bell was Associate Director of Institutional Advancement for Saluki Athletics from 2001 to 2007, and implemented the Saluki Athletic Scholarship Fund and oversaw the athletics program’s first comprehensive fundraising campaign.

From 2007 to 2013 he served as director of intercollegiate athletics recreation and intramurals for Indiana University-Purdue University Fort Wayne, where he launched a branding campaign, expanded donor relations and served as the athletics consultant for a \$42 million addition to the Gates Athletics Center.

Prior to his return to SIU, Bell was the Director of Athletics at Western Illinois, where he was responsible for 20 NCAA Division 1 sports programs in two conferences from 2013 to 2015. His accomplishments included developing a master athletics facility plan, initiating a stadium renovation project, and establishing a corporate sponsorship program.

SIU President Randy Dunn said Bell brings to the role leadership and fundraising experience in addition to a commitment to Saluki Athletics.

“Tommy Bell knows and cares deeply about SIU and its athletics

program,” Dunn said. “He understands the value of a Division 1 program to a major research university, he knows the Missouri Valley Conference, and he is well equipped to tackle challenges and embrace opportunities to move us forward.”

Prior to his first stint at SIU, Bell served in multiple roles for the Department of Athletics at Northern Illinois University and was an athletic trainer and physical education teacher in Illinois, Maryland, Montana, Pennsylvania and Virginia.

Bell holds a master’s degree in health and physical education from Radford University, a bachelor’s degree in physical education from Virginia Tech and an associate of arts degree from Ferrum College in Virginia. He was inducted into the Ferrum College Hall



of Fame in September of 2015. His wife, Laurie Bell, is SIUC’s interim dean of University College. They have two adult children, Joey and Courtney, and one granddaughter, Micaiah.



# COACHING STAFF



**HEAD COACH CINDY STEIN**



**ASSOCIATE HEAD COACH ANDREA GORSKI**



**ASSISTANT COACH KAT MARTIN**



**ASSISTANT COACH CHRISTELLE N'GARSANET**





# CINDY STEIN

HEAD COACH • THIRD SEASON

Cindy Stein enters her third season as the head coach of the Salukis in 2015-16. She was named the 10th head coach in Southern Illinois women's basketball history on April 3, 2013. A proven winner and a former NCAA Division II Coach of the Year, Stein has made an immediate impact at SIU much like she has in each of her previous head coaching stints.

#### At Southern Illinois

Stein and the Salukis conducted an improbable change of gear in 2014-15. Southern went 17-13 overall with a 10-8 conference record with Stein at the helm, ushering in the largest turnaround from one season to the next in school history at plus-12 wins. In fact, that turnaround was third-best in the NCAA by the end of the regular season in 2014-15. In perhaps the best Saluki women's team since the 2006-07 WNIT team, Stein and the Salukis stunned the Missouri Valley with a bonafide, efficient offense that came primarily from the first solid starting five SIU had seen in ages in redshirt sophomore Rishonda Napier (point guard), redshirt junior Cartaesha Macklin (shooting guard), freshman Kylie Giebelhausen (shooting guard), junior Azia Washington (power forward) and junior Dyana Pierre (center). The crew went 16-8 together and combined for 84.2 percent of all SIU scoring.

After losing backcourt superstars Macklin and Napier to redshirt seasons in 2013-14, Stein had an optimal offensive weapon set with skilled shooters on the outside, skilled bigs down low in Pierre and Washington, and superb passers getting them the ball and opening mismatches. Southern improved in nearly every statistical category from Stein's first season to her second, including scoring, turnover ratio and even attendance.

Pierre and Napier both put in monumentally historic seasons, and both were rewarded with First-Team All-MVC honors for their superb efforts. Pierre was the only player in the Valley to average a double-double at 14.6 PPG and 11.8 RPG -- the latter of which was the eighth-best rebounding average in the NCAA that season. Pierre also put in only the seventh-ever 14-of-14 game in NCAA history, became just the fifth Saluki to ever record a 20-20 game and the fifth Saluki to ever join the 1,000-900 club.

#### At Illinois Central College

Stein came to Carbondale after leading Illinois Central College to a 32-4 record and a third-place finish at the NJCAA Division II national tournament during her lone season at the school in 2012-13. Stein turned around an ICC team that went 16-16 the year before her arrival. Stein was named the NJCAA Region XXIV Coach of the Year following ICC's run.

#### At Missouri

Prior to ICC, Stein spent 12 seasons as the head coach at Missouri where she led the Tigers to 185 wins between 1998 and 2010. Stein inherited a Mizzou team that went 11-16 in 1997-98 and led the Tigers to a 22-10 record with a Sweet 16 run by her third year in 2000-01.

Stein's tenure at Mizzou saw the Tigers make seven total postseason appearances with three NCAA Tournament bids and four WNIT appearances. Stein's players at Mizzou earned a combined 24 All-Big 12 honors with four First-Team selections, and she coached five Tigers who were selected in the WNBA Draft. Additionally, Mizzou players earned a combined 46 Academic All-Big 12 honors under Stein's watch.

Following a 13-15 mark during her first



## THE STEIN FILE

### EDUCATION

#### Illinois, 1983

Bachelor's, Physical Education

#### Central Michigan, 1986

Master's, Physical Education

### COACHING EXPERIENCE

#### Southern Illinois University

Head Coach, 2013-Present

#### Illinois Central College

Head Coach, 2012-13

#### Missouri

Head Coach, 1998-2010

#### Emporia State

Head Coach, 1995-98

#### Illinois

Assistant Coach, 1993-95

#### Bradley

Assistant Coach, 1988-93

#### Cincinnati

Assistant Coach, 1987-88

#### Miami University

Assistant Coach, 1986-87

#### Central Michigan

Graduate Assistant, 1984-86

### PLAYING EXPERIENCE

Illinois, 1981-83

Illinois Central College, 1979-81

Hometown: Peoria, Ill.

season in Columbia, Mo., Stein's Tigers went 18-12 during the 1999-2000 season, marking the program's best record in seven seasons. The 1999-2000 Tigers also earned the program's first postseason berth since 1994 with a trip to the WNIT.

Stein's third year saw Mizzou go to historic heights as the 2000-01 Tigers posted their best record in 13 years and made a run to the Sweet 16 for just the second time in program history. Following the season, Amanda Lassister became Mizzou's first-ever first-round WNBA Draft pick when she was selected 15th overall by the Houston Comets while fellow Tiger Marlena "Pep" Williams was selected by the Indiana Fever in the third round.

Missouri ultimately made it to the postseason six-consecutive seasons with WNIT berths in 2001-02 and 2002-03 before capping the run with an NCAA Tournament berth in 2003-04. The Tigers also continued sending players into the professional ranks as three-time All-Big 12 selection Evan Unrau was selected in the third round of the 2004 WNBA Draft by the Washington Mystics.

The 2005-06 season was another banner year for the program as the Tigers went 21-10 for their second 20-win season of Stein's tenure, and made it back to the NCAA Tournament. Mizzou had two more players selected in the WNBA draft

following the 2005-06 season as LaToya Bond was selected by the Charlotte Sting in the second round and Christelle N'Garsanet was taken in the third.

The 2006-07 Tigers gave Stein her sixth postseason win at Mizzou with a victory in the opening round of the WNIT. Stein coached Mizzou to the most postseason appearances and postseason wins in program history.

### At Emporia State

Stein spent three seasons as the head coach at Emporia State prior to Mizzou, turning the Hornets from a sub-.500 team into a Division II national title contender. After going 12-14 in her first season at ESU in 1995-96, the Hornets improved to 20-10 the following season and made it to the second round of the NCAA Tournament before going 33-1 and finishing as the national runner up in 1997-98.

The 1997-98 Hornets went 16-0 in the Mid-America Intercollegiate Athletics Association, earning MIAA Regular Season and Tournament Championships in advance of the historic run to the NCAA Division II title game. Stein coached two-time All-Americans Aneta Kausaite and Jurgita Kausaite at Emporia State in addition to recruiting All-Americans Emily Bloss and Tara Holloway, who both went on to earn National Player of the Year honors. Aneta Kausaite eventually became the first-

ever Division II player to play in the WNBA.

Following ESU's run to the 1997-98 title game, Stein was named the National Coach of the Year by the Women's Basketball Coaches Association, the Molten Division II Bulletin and the Kansas Basketball Coaches Association. She was also selected as the 1998 Mid-America Intercollegiate Athletic Association Coach of the Year and the District VI Coach of the Year.

### Early Career/Playing Career

Prior to her head coaching experience, Stein was an assistant coach at Illinois (1993-95), Bradley (1988-1993), Cincinnati (1987-88) and Miami University (1986-87). Stein began her foray into coaching as a graduate assistant at Central Michigan from 1984-86.

Stein played collegiately at Illinois from 1981-83 after two years at Illinois Central College from 1979-81. Stein helped the Illini to the 1982 NCAA Tournament, and she still holds several Illinois assists records. A junior college All-American, Stein also helped ICC to back-to-back appearances in the NJCAA national tournament.

Stein has a bachelor's degree in physical education from Illinois and a master's degree in physical education from Central Michigan.

## STEINFILE

Year	School	Record	Pct.	Conf.	Pct.	Highlights
1995-96	Emporia State	12-14	.462	6-10	.375	
1996-97	Emporia State	20-10	.667	11-7	.611	NCAA Div. II Tourn. 2nd Rd.
1997-98	Emporia State	33-1	.971	16-0	1.000	MIAA Reg. Season & Tourn. Champs / NCAA Div. II Runner-up
1998-99	Missouri	13-15	.462	5-12	.294	
1999-00	Missouri	18-12	.600	7-9	.438	WNIT 2nd Rd.
2000-01	Missouri	22-10	.688	10-6	.625	NCAA Tourn. Sweet 16
2001-02	Missouri	14-15	.483	5-11	.313	WNIT 1st Rd.
2002-03	Missouri	17-14	.548	9-7	.563	WNIT Quarterfinals
2003-04	Missouri	17-13	.567	7-9	.438	NCAA Tourn. 1st Rd.
2004-05	Missouri	11-18	.379	4-11	.267	
2005-06	Missouri	21-10	.677	10-6	.625	NCAA Tourn. 1st Rd.
2006-07	Missouri	17-14	.548	5-11	.313	WNIT 2nd. Rd.
2007-08	Missouri	10-21	.323	4-12	.250	
2008-09	Missouri	13-17	.433	4-12	.250	
2009-10	Missouri	12-18	.400	2-14	.125	
2012-13	Illinois Central	32-4	.889	n/a	n/a	District & Region Champs / NJCAA DII 3rd Place
2013-14	Southern Illinois	5-25	.167	3-15	.167	
2014-15	Southern Illinois	17-13	.567	10-8	.555	Biggest single-season turnaround in school history
<b>At SIU</b>	2 Years	22-38	.367	13-23	.361	
<b>Overall</b>	18 Years	304-244	.556			



@SIU\_WBASKETBALL



SALUKI WOMEN'S BASKETBALL

SOUTHERN ILLINOIS WOMEN'S BASKETBALL

SIUSALUKIS.COM





# ANDREA GORSKI

ASSOCIATE HEAD COACH • THIRD SEASON

Andrea Gorski enters her third year as the associate head coach for Saluki women's basketball for the 2015-16 season. Gorski's duties at SIU include recruiting, scheduling, player development and game preparation.

Gorski's second year on staff happened to be one of the best and most exciting years of Saluki women's basketball in recent memory. The Salukis completed the largest turnaround in school history, going from 5-25 in 2013-14 to 17-13 and on the cusp of postseason action. Gorski helped guide both Dyana Pierre and Rishonda Napier to First-Team All-MVC honors, the first time SIU has had multiple honorees in the same season since 1995-96.

In her first season as the lead assistant under head coach Cindy Stein, Gorski helped the program to improvements in field goal percentage defense, 3-point percentage defense, scoring defense, rebound margin, blocks, assist-to-turnover ratio and conference wins. She helped the program to a win over eventual MVC regular season and tournament champion Wichita State and helped coach Dyana Pierre, the program's first first-team All-MVC honoree since 2006.

Gorski came to Carbondale with 17 years of head coaching experience at the high school, AAU and college level. She spent the last five years as the head coach at Concordia University in Ann Arbor, Mich., where she transformed a sub-.500 club into a national tournament team.

Concordia went 8-22 in Gorski's first season in 2008-09 before improving to 18-13 the following season and 23-11 in year three with the program's first-ever trip to the NAIA Division II National Tournament.

The Cardinals broke onto the national stage in 2011-12 with a 29-6 record, the

program's first-ever Wolverine-Hoosier Athletic Conference regular-season title and the program's first NAIA DII Tournament win. Concordia broke the school record for wins in a season and reached as high as No. 4 in the national rankings during the 2011-12 run.

Gorski and the Cardinals followed the finest season in school history with another stellar year in 2012-13. Concordia went 28-7, won another WHAC regular-season title, made it back to the second round of the NAIA DII Tournament and ranked No. 11 in the final national poll.

Gorski coached three Concordia players to All-America honors and two players to WHAC Player of the Year awards, and slew of Cardinals earned All-WHAC honors during her tenure. Gorski was named the WHAC Coach of the Year in both 2010 and 2012.

Prior to Concordia, Gorski spent 12 years as the head coach at Ladywood High School in Livonia, Mich., where she compiled a record of 184-99 from 1996-2008. At Ladywood, Gorski was a three-time Catholic League Coach of the Year in addition to being named Basketball Coaches of Michigan Coach of the Year, the Detroit Free Press Coach of the Year and the Associated Press Coach of the Year in 2005.

In addition to her high school and college experience, Gorski has also been a volunteer coach at the Livonia YMCA, a Catholic Youth Organization coach at St. Michael Catholic School and an AAU coach for the Michigan Celtic team that finished as the 2010 and 2011 state runner-up.

Gorski got her start in coaching as a graduate assistant at Bradley during the 1992-93 season after finishing up a four-year playing career with the Braves.



## THE GORSKI FILE

### EDUCATION

**Bradley, 1992**

Bachelor's, Business Management and Administration

### COACHING EXPERIENCE

**Southern Illinois University**

Associate HC, 2013-present

**Concordia University**

Head Coach, 2008-2013

**Ladywood High School**

Head Coach, 1996-2008

**Bradley**

Graduate Assistant, 1992-93

### PLAYING EXPERIENCE

Bradley, 1988-92

Hometown: Livonia, Mich.

As a player, Gorski scored 980 career points at Bradley and earned First-Team All-Missouri Valley Conference honors her senior season in 1991-92. Gorski ranks fourth in Bradley history for career assists and fifth in 3-pointers made. She is a 1996 inductee of the Bradley Hall of Fame.

Gorski graduated from Bradley in 1992 with a bachelor's degree in business management and administration. Gorski's daughter, Kiley, is a junior for the Salukis. She also has a son, Luke.



# KAT MARTIN

**ASSISTANT COACH /  
RECRUITING COORDINATOR • THIRD SEASON**

Kat Martin enters her third season as assistant coach and recruiting coordinator for Saluki women's basketball in 2015-16.

Martin came to Carbondale from Kishwaukee College in Malta, Ill., where she spent six seasons as the associate head coach for the Kougars women's basketball program. Her primary duties with the Salukis are recruiting, but she will also assist in game planning and player development.

Martin helped coach Kishwaukee players to a combined seven NJCAA All-America honors with eight WBCA/State Farm All-America nods. KC also produced 14 All-Region and 11 All-Conference selections with three conference and region MVPs with Martin on the staff.

KC appeared in the WBCA Top 25 Honor Roll in all six of Martin's seasons with the team ranking in the nation's top five in team GPA in five of those seasons. The Kougars were named Honorable Mention NJCAA Academic Team of the

Year in 2010 and 2012. KC players earned a combined 28 Academic All-Conference honors with four Academic All-America selections during Martin's stay.

In addition to her basketball duties, Martin also served six years as Kishwaukee's assistant to the athletic director. She also spent two seasons as an assistant coach for the Kougars volleyball team and two years as the team's director of operations. KC volleyball won the NJCAA DII national championship in 2007 and 2008 with Martin on the staff, and finished fourth and sixth in the nation respectively in 2009 and 2010.

Martin has also been involved in working at basketball camps all over the country since 2006.

Martin played basketball collegiately for two years at Kishwaukee and two years at Trinity International University. She was named Academic All-Conference both seasons at KC while earning NJCAA Academic All-American laurels in 2005.



## THE MARTIN FILE

### EDUCATION

#### Trinity International, 2007

Bachelor's, Sport and Wellness Management

#### Northern Illinois, 2010

Master's, Sport Management

### COACHING EXPERIENCE

#### Southern Illinois University

Assistant Coach, 2013-present

#### Kishwaukee College

Assistant Coach, 2007-2013

### PLAYING EXPERIENCE

Trinity International, 2005-07

Kishwaukee College, 2003-05

Hometown: DeKalb, Ill.



She ranks second in KC history for career rebounds and 12th in career scoring.

At Trinity, Martin earned All-Conference honors in 2006 after setting the program's single-season record for rebounds. She earned Academic All-Conference honors in 2006 and 2007 and was named an NAIA Academic All-American in 2007.

Martin earned her bachelor's degree in sport and wellness management from Trinity in 2007 and her master's degree in sport management from Northern Illinois in 2010.



# CHRISTELLE N'GARSANET

ASSISTANT COACH • THIRD SEASON

Christelle N'Garsanet enters her third season as an assistant coach with Southern Illinois women's basketball.

N'Garsanet followed SIU head coach Cindy Stein to Carbondale after serving as her assistant coach at Illinois Central College during the 2012-13 season. N'Garsanet was also an All-Conference player under Stein at Missouri before being selected in the 2006 WNBA Draft.

N'Garsanet spent two seasons on the coaching staff at ICC, including a 2012-13 season during which the Cougars went 32-4 and finished third in the NJCAA Division II national tournament.

Prior to her time at ICC, N'Garsanet spent two years working as an audit associate at KPMG in St. Louis following a two-year professional playing career. N'Garsanet played for the WNBA's New York Liberty during the 2006-07 season before spending one season playing in Poland. She also played for the Ivory

Coast national team in 2000, 2001, 2009 and 2011.

N'Garsanet played three seasons collegiately at Mizzou after transferring from ICC. She led the Tigers in rebounding and ranked second on the team in scoring during her junior and senior seasons, finishing with 870 points and 255 rebounds during her three years in Columbia, Mo. N'Garsanet was named Second-Team All-Big 12 during her senior season.

N'Garsanet's lone season playing at ICC was a memorable one as she helped the Cougars to the 2003 NJCAA Division II national championship. That season also coincided with the final season of legendary coach Lorene Ramsey, who also coached Stein at ICC.

A two-time Academic All-Big 12 selection, N'Garsanet has both a master's and bachelor's degree in accountancy from Mizzou.



## THE N'GARSANET FILE

### EDUCATION

Missouri, 2006

Bachelor's, Accountancy

Missouri, 2006

Master's, Accountancy

### COACHING EXPERIENCE

Southern Illinois University

Assistant Coach, 2013-present

Illinois Central College

Assistant Coach, 2011-13

### PLAYING EXPERIENCE

Illinois Central College, 2002-03

Missouri, 2003-06

### PROFESSIONAL

New York Liberty, 2006-07

AZS Gorzow (Poland), 2007-08

### INTERNATIONAL

Ivory Coast National Team

2000, 2001, 2009, 2011

Hometown: Abidjan, Ivory Coast





**JULIE BECK**  
**DIRECTOR OF OPERATIONS**

Julie Beck is entering her third season as the SIU women's basketball program's Director of Basketball Operations in 2015-16 after being hired by head coach Cindy Stein on April 17, 2013.

Beck was previously part of the SIU women's basketball staff for 19 years, including some of the best seasons in program history. She served 17 years as an assistant under Hall of Fame coach Cindy Scott from 1981 to 1998 before serving as the Salukis' head coach from 1998-2000.

In her new capacity, Beck's responsibilities will include making travel arrangements, organizing practice times, serving as a liaison with academics and marketing and assisting in alumni and community service events. In her first season in Carbondale, Beck helped begin the yearly Donate Life game to raise awareness for organ donation. She also assisted in SIU's Go Pink game efforts, which resulted in more than \$4,000 being raised for Southern Illinois Healthcare's new comprehensive cancer center in southern Illinois.

Before coming to Carbondale, Beck got her coaching start as an assistant at the University of Missouri during the 1979-80 season after ending her playing career with the Tigers. As a player, she was a three-year letterwinner from 1975-79. During that time, Tiger squads compiled a 73-27 record, including a 26-win season and Big Eight Tournament championship her senior year. Beck earned her bachelor's degree from Mizzou in 1978.



**ADESUWA EBOMWONYI**  
**VIDEO COORDINATOR**

Adesuwa Ebomwonyi is entering her first season as a graduate assistant and video coordinator with the SIU women's basketball program.

A native of Pflugerville, Texas, Ebomwonyi was a productive four-year starter at Tulane, where she contributed to four straight postseason runs -- including a trip to the NCAA Tournament her senior season in 2014-15. Ebomwonyi never missed a game in four years of playing for the Green Wave, finishing her career ranked second in career games played at 131 -- starting in 41. She also concluded her career as one of Tulane's best-ever rebounders. Her 669 career boards ranks 11th all-time in Green Wave history, and her 283 offensive rebounds ranks even higher at eighth all-time.

Ebomwonyi is pursuing her master's in public health.



**KILEY GORSKI**  
**STUDENT ASSISTANT**



**KRISTIN TROTTER**  
**ATHLETIC TRAINER**



**VANESSA FROST**  
**STRENGTH COACH**

## TEAM MANAGERS



**SHARNITA LLOYD**



**CARRIE MASON**



**KENNETH LAWSON**



**AVANTE LONDON**



**CIARA MAXWELL**



**XAVIER STEWART**



68"



40

# CARLIE CORRIGAN

JUNIOR • 5-11 • GUARD/FORWARD  
PLAINFIELD, ILL. • PLAINFIELD NORTH

**CARLIE'S POWER WORD:**  
**RESPECT**

*"THIS IS THE ULTIMATE COMPLIMENT TO ME. IF SOMEONE RESPECTS YOU OR WHAT YOU DO THERE IS NO BETTER FEELING."*

**2014-15 (Sophomore Season)**

Saluki Swag Award co-winner, which is given out based on work ethic, toughness, trust and integrity • Played in 25 of 30 games, starting in one in SIU's season-opener upset at UT-Martin • Averaged 1.8 points in 5.9 minutes per game • Scored a career-high 11 points vs. No. 14 Oregon State in New Orleans on Dec. 19 • During that game, Corrigan hit six free throws in a row following Oregon State technical fouls and ejections to finish as one of four Salukis in double-digits.

**2013-14 (Freshman Season)**

Played in all 30 games, starting two • Scored 72 points (2.4 per game) and grabbed 45 rebounds (1.5 per game) • Posted a season-high nine points at Indiana State, which led the team • Grabbed a season-high seven rebounds in her first career start at Drake • Averaged 11.8 minutes per game • Also dished 14 assists and grabbed seven steals.

**At Plainfield North High School**

Earned three varsity letters with the Tigers • Holds school record for points in a game, season and career • Named All-Conference, All-Area and Honorable Mention All-State following junior and senior seasons • Averaged 19 points and nine rebounds as a senior after averaging 18 points and eight rebounds as a junior • Scored a district record of 43 points in a game and grabbed a school-record 16 rebounds in a game.

**Personal**

Full name is Carlie Caren Corrigan • Majoring in sport administration • Daughter of Kurt and Caren Corrigan • Has two brothers • Born May 14, 1995 in Aurora, Ill.

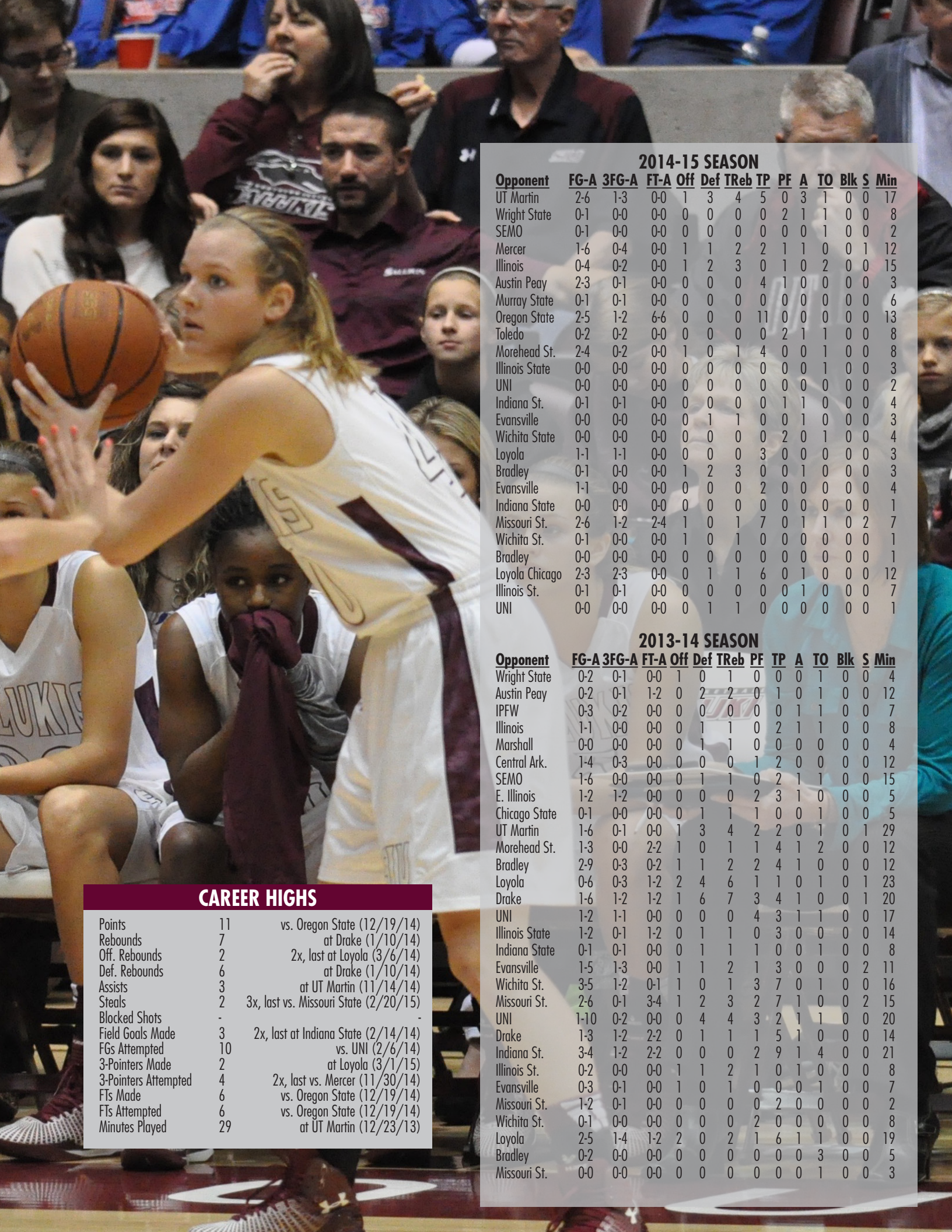
**Q&A**

- Recording artist(s)?**  
Jhene Aiko
- Sport to play besides basketball?**  
Soccer
- Favorite athlete?**  
Dwayne Wade
- Favorite pro sports team?**  
Seattle Seahawks
- Favorite food?**  
Pizza
- Favorite place to eat in Carbondale?**  
The Underground
- Favorite movie?**  
Mean Girls
- Your nickname(s):**  
Caroline
- If you could be another person for a day?**  
Blake Lively
- If you could live anywhere in the world?**  
On the beach
- Most treasured possession?**  
My mom's ring
- If you could pick a different first name?**  
Charlie
- Best part of being a Saluki?**  
Our family atmosphere

**CAREER STATS**

YEAR	GP-GS	MIN/AVG	--- TOTAL ---				--- 3-POINT---			----- REBOUNDS -----							PTS/AVG
			FG-FGA	PCT	G-FGA	PCT	FT-FTA	PCT	OFF-DEF	TOT	AVG	PF-FO	AST	TO	BLK	STL	
2013-14	30-2	355/11.8	25-104	.240	8-39	.205	14-23	.609	14-31	45	1.5	34-0	14	24	0	7	72/2.4
2014-15	25-1	148/5.9	15-48	.313	6-25	.240	8-10	.800	7-11	18	.72	10-0	12	10	0	3	44/1.8
<b>TOTAL</b>	<b>55-3</b>	<b>503/9.1</b>	<b>40-152</b>	<b>.263</b>	<b>14-64</b>	<b>.219</b>	<b>22-33</b>	<b>.667</b>	<b>21-42</b>	<b>63</b>	<b>1.15</b>	<b>44-0</b>	<b>26</b>	<b>34</b>	<b>0</b>	<b>10</b>	<b>116/2.1</b>





### 2014-15 SEASON

Opponent	FG-A	3FG-A	FT-A	Off	Def	TReb	TP	PF	A	TO	Blk	S	Min
UT Martin	2-6	1-3	0-0	1	3	4	5	0	3	1	0	0	17
Wright State	0-1	0-0	0-0	0	0	0	0	2	1	1	0	0	8
SEMO	0-1	0-0	0-0	0	0	0	0	0	0	1	0	0	2
Mercer	1-6	0-4	0-0	1	1	2	2	1	1	0	0	1	12
Illinois	0-4	0-2	0-0	1	2	3	0	1	0	2	0	0	15
Austin Peay	2-3	0-1	0-0	0	0	0	4	1	0	0	0	0	3
Murray State	0-1	0-1	0-0	0	0	0	0	0	0	0	0	0	6
Oregon State	2-5	1-2	6-6	0	0	0	11	0	0	0	0	0	13
Toledo	0-2	0-2	0-0	0	0	0	0	2	1	1	0	0	8
Morehead St.	2-4	0-2	0-0	1	0	1	4	0	0	1	0	0	8
Illinois State	0-0	0-0	0-0	0	0	0	0	0	0	1	0	0	3
UNI	0-0	0-0	0-0	0	0	0	0	0	0	0	0	0	2
Indiana St.	0-1	0-1	0-0	0	0	0	0	1	1	0	0	0	4
Evansville	0-0	0-0	0-0	0	1	1	0	0	1	0	0	0	3
Wichita State	0-0	0-0	0-0	0	0	0	0	2	0	1	0	0	4
Loyola	1-1	1-1	0-0	0	0	0	3	0	0	0	0	0	3
Bradley	0-1	0-0	0-0	1	2	3	0	0	1	0	0	0	3
Evansville	1-1	0-0	0-0	0	0	0	2	0	0	0	0	0	4
Indiana State	0-0	0-0	0-0	0	0	0	0	0	0	0	0	0	1
Missouri St.	2-6	1-2	2-4	1	0	1	7	0	1	1	0	2	7
Wichita St.	0-1	0-0	0-0	1	0	1	0	0	0	0	0	0	1
Bradley	0-0	0-0	0-0	0	0	0	0	0	0	0	0	0	1
Loyola Chicago	2-3	2-3	0-0	0	1	1	6	0	1	0	0	0	12
Illinois St.	0-1	0-1	0-0	0	0	0	0	0	1	0	0	0	7
UNI	0-0	0-0	0-0	0	1	1	0	0	0	0	0	0	1

### 2013-14 SEASON

Opponent	FG-A	3FG-A	FT-A	Off	Def	TReb	PF	TP	A	TO	Blk	S	Min
Wright State	0-2	0-1	0-0	1	0	1	0	0	0	1	0	0	4
Austin Peay	0-2	0-1	1-2	0	2	2	0	1	0	1	0	0	12
IPFW	0-3	0-2	0-0	0	0	0	0	0	1	1	0	0	7
Illinois	1-1	0-0	0-0	0	1	1	0	2	1	1	0	0	8
Marshall	0-0	0-0	0-0	0	1	1	0	0	0	0	0	0	4
Central Ark.	1-4	0-3	0-0	0	0	0	1	2	0	0	0	0	12
SEMO	1-6	0-0	0-0	0	1	1	0	2	1	1	0	0	15
E. Illinois	1-2	1-2	0-0	0	0	0	2	3	1	0	0	0	5
Chicago State	0-1	0-0	0-0	0	1	1	1	0	0	1	0	0	5
UT Martin	1-6	0-1	0-0	1	3	4	2	2	0	1	0	1	29
Morehead St.	1-3	0-0	2-2	1	0	1	1	4	1	2	0	0	12
Bradley	2-9	0-3	0-2	1	1	2	2	4	1	0	0	0	12
Loyola	0-6	0-3	1-2	2	4	6	1	1	0	1	0	1	23
Drake	1-6	1-2	1-2	1	6	7	3	4	1	0	0	1	20
UNI	1-2	1-1	0-0	0	0	0	4	3	1	1	0	0	17
Illinois State	1-2	0-1	1-2	0	1	1	0	3	0	0	0	0	14
Indiana State	0-1	0-1	0-0	0	1	1	1	0	0	1	0	0	8
Evansville	1-5	1-3	0-0	1	1	2	1	3	0	0	0	2	11
Wichita St.	3-5	1-2	0-1	1	0	1	3	7	0	1	0	0	16
Missouri St.	2-6	0-1	3-4	1	2	3	2	7	1	0	0	2	15
UNI	1-10	0-2	0-0	0	4	4	3	2	1	1	0	0	20
Drake	1-3	1-2	2-2	0	1	1	1	5	1	0	0	0	14
Indiana St.	3-4	1-2	2-2	0	0	0	2	9	1	4	0	0	21
Illinois St.	0-2	0-0	0-0	1	1	2	1	0	1	0	0	0	8
Evansville	0-3	0-1	0-0	1	0	1	0	0	0	1	0	0	7
Missouri St.	1-2	0-1	0-0	0	0	0	0	2	0	0	0	0	2
Wichita St.	0-1	0-0	0-0	0	0	0	2	0	0	0	0	0	8
Loyola	2-5	1-4	1-2	2	0	2	1	6	1	1	0	0	19
Bradley	0-2	0-0	0-0	0	0	0	0	0	0	3	0	0	5
Missouri St.	0-0	0-0	0-0	0	0	0	0	0	0	1	0	0	3

### CAREER HIGHS

Points	11	vs. Oregon State (12/19/14)
Rebounds	7	at Drake (1/10/14)
Off. Rebounds	2	2x, last at Loyola (3/6/14)
Def. Rebounds	6	at Drake (1/10/14)
Assists	3	at UT Martin (11/14/14)
Steals	2	3x, last vs. Missouri State (2/20/15)
Blocked Shots	-	-
Field Goals Made	3	2x, last at Indiana State (2/14/14)
FGs Attempted	10	vs. UNI (2/6/14)
3-Pointers Made	2	at Loyola (3/1/15)
3-Pointers Attempted	4	2x, last vs. Mercer (11/30/14)
FTs Made	6	vs. Oregon State (12/19/14)
FTs Attempted	6	vs. Oregon State (12/19/14)
Minutes Played	29	at UT Martin (12/23/13)



72.5"



# KYLIE GIEBELHAUSEN

32

SOPHOMORE • 6-1 • GUARD  
EAST PEORIA, ILL. • EAST PEORIA

**KYLIE'S POWER WORD: PERSEVERANCE**  
*"TO KEEP PUSHING THROUGH THINGS. YOU'RE CAPABLE OF MORE THAN YOU GIVE YOURSELF CREDIT FOR AND HAVING A GOOD MINDSET AND ATTITUDE CAN GET YOU THROUGH ANY OBSTACLE."*

**2014-15 (Freshman Season)**  
**MVC All-Freshman Team**

Played in all 30 games for SIU, starting the last 28 games of the season as the 3-guard • Averaged 6.9 points, 3.4 rebounds, 2.2 assists and 1.0 blocks in 27.7 minutes per game • Was second on the team in three-pointers with a clip of 47-of-140 (.336) • Shot .348 overall • Her 47 threes ranked 11th in the MVC, her .336 average 14th • Recorded 30 blocks (1.0/game), the seventh-best in the MVC • Scored in double-digits nine times, during which SIU was 5-4 • Scored a career-high 18 against the nation's top defense at Wichita State on Jan. 25, sinking 7-of-10 from the field and 4-of-7 from three • Posted multiple three-pointers in 14 games out of 30 • Recorded five blocks in consecutive games against Memphis and SEMO at home, which both rank as the eighth-best single-game total in SIU history • Team honors included Most Improved and the Saluki Swag Award, given based on work ethic, toughness, trust and integrity.

**At East Peoria High School**

2014 honorable mention All-State selection by the Associated Press • Two-time first-team All-Conference honoree (2013, 14) • First-team All-Area selection by the Peoria Journal Star in 2013-14 • Led her team in scoring, rebounding, blocks assists and steals in both 2013 and 2014 • MVP of the 2014 Manual Holiday Tournament • Third-team All-Area selection by the Peoria Journal Star in 2013 • 2012 second-team All-Conference honoree • Also played tennis, qualifying for the state tournament in 2013.

**Personal**

Pronounced GABE-el-HOW-sen • Daughter of Lori and Jeff Giebelhausen • Born Aug. 18, 1996 • Majoring in exercise science and pre-physical therapy • Niece of Drake men's basketball head coach Ray Giacoletti.

**Q&A**

**Favorite recording artist(s)?**

Bryce Vine

**Favorite sport (other than basketball)?**

Tennis

**Favorite athlete?**

Serena Williams

**Favorite pro sports team?**

St. Louis Cardinals

**Favorite place to eat in Carbondale?**

Fujiama

**Favorite movie?**

Step Brothers

**Your nickname(s):**

KG, Giebelblockin'

**Best prank a teammate has played on you?**

I came back to my apartment and Rishonda had all my clothes on and Celina and her had hidden all my shoes.

**If you could be another person for a day?**

Amy Poehler

**If you could live anywhere in the world?**

Italy

**Most treasured possession?**

My birthstone jewelry from my parents.

**Best part of being a Saluki?**

My teammates.

**CAREER STATS**

YEAR	GP-GS	--- TOTAL ---			--- 3-POINT---			----- REBOUNDS -----									
		MIN/AVG	FG-FGA	PCT	G-FGA	PCT	FT-FTA	PCT	OFF-DEF	TOT	AVG	PF-FO	AST	TO	BLK	STL	PTS/AVG
2014-15	30-28	830/27.7	69-198	.348	47-140	.336	23-30	.767	20-82	102	3.4	53-1	65	56	30	21	208/6.9
TOTAL	30-28	830/27.7	69-198	.348	47-140	.336	23-30	.767	20-82	102	3.4	53-1	65	56	30	21	208/6.9





## CAREER HIGHS

Points	18	at Wichita State (1/25/15)
Rebounds	8	2x, last at Loyola (3/1/15)
Offensive Rebounds	3	vs. Evansville (1/18/15)
Defensive Rebounds	6	2x, last at Loyola (3/1/15)
Assists	6	vs. Bradley (2/1/15)
Steals	2	5x, last vs. UNI (3/13/15)
Blocked Shots	5	2x, last vs. SEMO (11/28/14)
Field Goals Made	7	2x, last at Wichita State (1/25/15)
FGs Attempted	15	at Missouri State (1/23/15)
3-Pointers Made	5	2x, last at Indiana State (2/15/15)
3-Pointers Attempted	8	3x, last vs. Illinois State (3/7/15)
Free Throws Made	5	vs. Bradley (2/1/15)
Free Throws Attempted	6	at Austin Peay (12/13/14)
Minutes Played	39	at Wichita State (1/25/15)

## 2014-15 SEASON

Opponent	FG-A	3FG-A	FT-A	Off	Def	TReb	TP	PF	A	TO	Blk	S	Min
UT Martin	2-7	1-4	0-0	0	3	3	5	0	2	1	1	1	25
Wright State	1-5	1-5	0-0	1	4	5	3	0	0	1	0	0	17
Memphis	4-8	1-5	1-1	1	3	4	10	3	5	0	5	0	26
SEMO	4-7	4-7	0-0	0	3	3	12	2	2	2	5	0	33
Mercer	1-5	1-5	2-2	1	4	5	5	1	1	1	2	1	27
Illinois	0-4	0-4	0-0	0	0	0	0	4	0	5	2	0	20
Austin Peay	2-9	2-6	3-6	1	2	3	9	3	3	1	1	2	32
Murray State	1-5	1-4	0-0	1	1	2	3	0	0	1	1	0	13
Oregon State	1-3	0-1	0-0	0	2	2	2	5	3	3	1	0	20
Toledo	0-8	0-3	0-0	1	1	2	0	0	3	2	0	1	28
Morehead State	3-5	2-3	0-0	1	4	5	8	2	2	2	0	2	28
Illinois State	0-6	0-5	0-0	1	6	7	0	3	3	1	0	0	28
Northern Iowa	0-1	0-1	0-0	0	2	2	0	3	0	0	1	0	13
Drake University	3-7	3-7	2-2	0	4	4	11	1	4	3	0	0	31
Indiana State	2-4	2-3	0-0	1	2	3	6	2	0	1	2	0	30
Evansville	1-4	1-4	0-0	3	5	8	3	0	2	1	0	1	27
Missouri State	7-15	2-8	0-0	0	1	1	16	2	0	5	0	1	26
Wichita State	7-10	4-7	0-0	1	2	3	18	2	3	4	0	2	39
Loyola	5-7	2-3	1-2	0	4	4	13	4	1	3	0	0	35
Bradley	2-8	0-4	5-5	0	3	3	9	0	6	4	3	1	33
Drake	1-7	1-5	3-4	2	3	5	6	2	5	1	1	0	30
UNI	2-5	2-3	3-5	1	3	4	9	0	4	1	4	1	34
Evansville	5-7	5-6	0-0	0	1	1	15	2	2	0	0	1	29
Indiana State	5-10	5-8	1-1	0	3	3	16	3	0	5	0	0	34
Missouri State	1-6	0-5	0-0	0	4	4	2	2	2	1	0	1	26
Wichita State	4-7	3-5	0-0	1	4	5	11	1	4	3	0	1	38
Bradley	0-4	0-2	0-0	0	1	1	0	2	3	2	0	0	22
Loyola	2-8	2-6	2-2	2	6	8	8	2	2	0	0	1	30
Illinois State	3-10	2-8	0-0	1	1	2	8	0	2	1	1	2	27
UNI	0-6	0-3	0-0	0	0	0	0	2	1	1	0	2	29



67"



# CARTAESHA MACKLIN

REDSHIRT SENIOR • 5-6 • GUARD

MAYO, FLA. • LAFAYETTE

10

## CARTAESHA'S POWER WORD: BLESSED

*"IT MEANS APPRECIATION OF THE THINGS I'VE BEEN THROUGH BECAUSE I AM WHO I AM TODAY BECAUSE OF IT. IT WELCOMES OPPORTUNITIES TO BE SOMEONE BETTER BECAUSE I UNDERSTAND THE VALUE OF BEING BLESSED."*

### 2014-15 (Redshirt Junior Season)

Ranked 27th in the MVC in scoring at 9.8 points per game • Ranked second in the MVC in assists at 3.6 per game • Also ranked second in assist/turnover ratio at 1.6 • Ranked tied for ninth in offensive rebounds (2.2/game) • Ranked 24th in MVC play scoring (10.2 PPG) • Ranked second in assists in MVC play at 4.1/game • Ranked second in MVC play in assist/turnover ratio at 1.9 • Finished her junior season with 1,324 career points (13.5/game), putting her in sixth all-time at SIU.

### 2013-14 (Junior Season)

Voted Preseason All-MVC • Started and played in seven games, averaging 10.3 points and 2.6 rebounds • Redshirted.

### 2012-13 (Sophomore Season)

#### Honorable Mention All-MVC

Led the team and ranked second in the MVC with an average of 15.0 points per game • scored 465 points for the season, which ranks 10th in SIU history for a single season • scored a career-best 34 points against Florida Atlantic (Nov. 24), which ranks fifth in SIU history for a single game • named to the UM Thanksgiving Tournament All-Tournament Team • became the first Saluki to lead the MVC in assists average with 4.2 per game • ranked second in the MVC with 130 assists for the season, which is tied for 10th in SIU history for a single season • posted a career-best 10 assists two times • Became the first Saluki to ever post multiple points-assists double-doubles in a single season

### 2011-12 (Freshman Season)

#### MVC Freshman of the Year

#### Honorable Mention All-MVC

#### MVC All-Freshman Team

Led SIU and ranked second in the MVC in scoring with an average of 16.5 points per game, which ranked sixth nationally among freshmen • broke SIU's freshman scoring record with 495 points, which ranks sixth in SIU history for a single season • led the team and ranked fifth in the MVC with an average of 3.6 assists per game

### At Lafayette High School

Named a PARADE All-American and a two-star recruit by ESPN HoopGurlz • averaged 29.2 points, 12.7 rebounds and 4.7 assists per game during senior season, leading the Hornets to the Florida Class 2A state championship semifinals • broke her school's single-season scoring record with 849 points in 2010-11, bringing her career scoring total to 2,556 points • named First-Team All-State all four years of high school, having led the Hornets to the state tournament three out of four years • named Florida Dairy Farmers' Class 2A Player of the Year • named Gainesville Sun Girls Basketball Player of the Year • scored 44 points and pulled down 25 rebounds against Santa Fe High School • had two triple doubles during senior season -- 31 points, 14 rebounds and 10 assists against Suwannee High School and 38 points, 11 assists and 11 rebounds against Maclay High School • was also a standout on the Lafayette softball and volleyball teams.

### Personal

Full name is Cartaesha Leighann Macklin • major is speech communication • daughter of Tony Macklin and Carla Nessmith • has seven siblings • born Nov. 18, 1992.

## Q&A

### Favorite recording artist?

Ed Sheeran

### Favorite sport (other than basketball)?

Football

### Favorite athlete?

Steph Curry

### One word that describes you?

Smiley

### Favorite pro sports team?

"Lakers baby"

### Favorite food?

Meat (Animals)

### If you could live anywhere in the world where would it be?

Maldires

### Favorite place to eat in Carbondale?

Fujiyama

### Favorite movie?

Love and Other Drugs

### One word that describes Coach Stein?

Supportive

### Your nickname(s):

C-Mack, Cart, Mack Attack

### Most treasured possession?

Scrapbook

### Most people wouldn't know....

I know sign language

### Best part of being a Saluki?

Knowing you're unique. And having a supportive staff, teammates, school and community.

## CAREER STATS

YEAR	GP-GS	MIN/AVG	--- TOTAL ---			--- 3-POINT---		---- REBOUNDS ----									
			FG-FGA	PCT	G-FGA	PCT	FT-FTA	PCT	OFF-DEF	TOT	AVG	PF-FO	AST	TO	BLK	STL	PTS/AVG
2011-12	30-28	928/30.9	156-426	.366	15-41	.366	168-217	.774	78-98	176	5.87	82/3	108	176	5	40	495/16.5
2012-13	31-31	1002/32.3	157-405	.388	30-88	.341	121-178	.680	52-76	128	4.13	96/2	130	158	10	42	465/15.0
2013-14	7-7	192/27.4	23-62	.371	2-11	.182	23-32	.719	5-13	18	2.57	23/0	22	19	0	7	71/10.1
2014-15	30-30	889/29.6	113-281	.402	19-67	.284	48-60	.800	65-67	132	4.40	68/0	108	69	2	31	293/9.8
TOTAL	98-96	3011/30.7	449-1174	.382	66-207	.319	360-487	.739	200-254	454	4.63	269/5	368	422	17	120	1324/13.5

# CAREER HIGHS

Points	34	vs. Florida Atlantic (11/24/12)
Rebounds	13	vs. Wichita State (1/21/12)
Offensive Rebounds	9	at Drake (1/11/15)
Defensive Rebounds	8	at Murray State (12/1/12)
Assists	10	2x, last vs. Bradley (3/1/13)
Steals	7	vs. Evansville (2/9/13)
Blocked Shots	3	at Missouri State (2/21/13)
Field Goals Made	10	2x, last vs. Drake (1/11/15)
Field Goals Attempted	24	at Wichita State (2/17/12)
3-Pointers Made	3	2x, last at SIUE (12/21/12)
3-Pointers Attempted	7	at Murray State (12/1/12)
Free Throws Made	12	3x, last vs. Florida Atlantic (11/24/12)
Free Throws Attempted	15	at Chicago State (12/29/12)
Minutes Played	40	5x, last at Drake (3/7/13)

# 2014-15 SEASON

Opponent	FG-A	3FG-A	FT-A	Off	Def	TReb	TP	PF	A	TO	Blk	S	Min
UT Martin	6-10	0-1	1-2	3	4	7	13	4	3	6	1	2	28
Wright State	2-7	0-1	0-0	6	0	6	4	3	1	4	0	3	27
Memphis	4-7	1-1	0-0	5	0	5	9	1	5	3	0	1	32
SEMO	6-9	0-0	2-2	3	4	7	14	3	1	2	0	1	27
Mercer	3-8	0-1	1-2	3	3	6	7	1	5	0	0	3	24
Illinois	0-2	0-0	0-0	0	0	0	0	4	0	2	0	1	9
Austin Peay	3-6	1-2	4-4	1	0	1	11	1	5	2	0	2	27
Murray State	5-10	0-1	0-0	3	5	8	10	2	3	3	0	1	34
Oregon State	5-9	1-1	2-2	1	1	2	13	1	4	2	0	1	27
Toledo	3-11	2-4	2-5	1	3	4	10	3	2	1	0	0	27
Marehead State	4-6	1-1	2-2	2	2	4	11	4	3	3	0	1	22
Illinois State	3-3	0-0	1-4	0	1	1	7	4	2	1	0	1	21
Northern Iowa	4-11	0-1	1-1	3	2	5	9	1	2	1	0	1	35
Drake University	10-19	1-3	0-0	9	2	11	21	2	1	3	0	1	32
Indiana State	3-7	0-2	2-2	1	2	3	8	3	2	3	0	1	25
Evansville	3-7	2-4	0-0	0	2	2	8	3	2	3	0	0	28
Missouri State	4-15	1-5	0-0	2	4	6	9	2	8	4	0	1	36
Wichita State	4-13	0-3	0-0	1	2	3	8	1	7	2	0	1	34
Loyola	3-9	1-2	10-12	1	5	6	17	3	5	3	0	0	37
Bradley	3-6	1-3	2-2	4	3	7	9	4	2	1	0	1	27
Drake	5-12	1-5	0-0	3	3	6	11	2	7	1	0	1	37
UNI	2-4	1-1	3-4	1	1	2	8	3	5	2	0	0	33
Evansville	1-5	1-3	2-2	0	2	2	5	1	4	0	0	0	35
Indiana State	4-9	1-1	2-2	3	3	6	11	2	3	4	1	0	26
Missouri State	1-12	0-3	2-2	3	3	6	4	0	3	2	0	1	27
Wichita State	2-8	1-4	0-0	0	0	0	5	1	2	2	0	1	30
Bradley	8-15	2-5	7-8	0	2	2	25	1	6	3	0	1	39
Loyola	4-11	0-2	2-2	2	2	4	10	3	7	1	0	1	39
Illinois State	4-11	0-3	0-0	1	2	3	8	1	5	3	0	2	31
UNI	4-19	0-4	0-0	3	4	7	8	4	3	2	0	1	34

# 2013-14 SEASON

Opponent	FG-A	3FG-A	FT-A	Off	Def	TReb	PF	TP	A	TO	Blk	S	Min
Wright State	5-10	1-1	1-2	1	1	2	3	12	0	0	0	2	26
Austin Peay	5-11	0-2	10-11	0	4	4	4	20	4	2	0	0	31
IPFW	5-10	1-2	1-3	1	1	2	4	12	4	1	0	2	25
Illinois	1-10	0-3	0-0	1	1	2	3	2	3	6	0	0	22
Marshall	2-8	0-2	5-6	0	2	2	4	9	7	1	0	1	34
Central Ark.	3-7	0-0	4-5	2	3	5	2	10	2	5	0	1	26
SEMO	2-6	0-1	2-5	0	1	1	3	6	2	4	0	1	28

# 2011-12 SEASON

Opponent	FG-A	3FG-A	FT-A	Off	Def	TReb	PF	TP	A	TO	Blk	S	Min
Austin Peay	3-8	0-0	0-0	2	1	3	0	6	3	3	0	2	26
Loyola	3-11	1-3	2-2	6	3	9	3	9	1	2	0	0	25
Chicago State	4-7	1-1	4-5	1	2	3	5	13	2	3	0	2	17
Tennessee State	5-16	0-0	10-11	4	3	7	4	20	4	3	0	0	24
Northern Illinois	5-16	1-2	5-7	2	4	6	3	16	2	7	1	3	37
SIUE	5-10	0-1	10-12	3	1	4	3	20	0	8	0	1	33
IUPUI	9-17	0-0	9-10	2	3	5	2	27	7	9	0	0	32
Wright State	2-12	0-0	7-8	4	2	6	4	11	3	7	0	3	28
UT Martin	5-11	0-1	10-11	3	3	6	2	20	5	3	0	0	29
DePaul	4-10	0-0	10-14	3	3	6	2	18	6	5	0	2	27
Illinois State	6-13	0-0	6-12	5	2	7	5	18	3	7	0	1	27
Indiana State	4-11	0-1	1-5	1	4	5	1	9	7	6	1	2	28
Bradley	6-18	0-1	7-12	1	2	3	1	19	3	5	0	2	38
Northern Iowa	4-11	0-0	12-13	3	4	7	4	20	5	3	0	1	30
Drake	5-14	0-1	5-7	1	4	5	3	15	4	8	1	3	36
Creighton	4-20	0-2	4-4	4	3	7	2	12	4	5	0	2	36
Missouri State	4-14	1-1	5-7	1	2	3	4	14	9	9	0	2	37
Wichita State	7-20	1-2	7-9	7	6	13	2	22	3	10	1	2	34
Murray State	8-13	0-1	4-4	1	3	4	4	20	1	3	0	0	21
Evansville	7-16	2-3	2-2	2	1	3	4	18	5	7	0	1	40
Northern Iowa	5-23	1-3	3-3	3	3	6	4	14	1	2	0	0	32
Bradley	4-13	0-2	4-6	0	2	2	5	12	4	7	0	0	26
Drake	7-12	1-1	3-6	0	3	3	2	18	4	7	0	5	40
Creighton	6-13	0-0	9-11	2	7	9	1	21	6	6	1	2	38
Wichita State	9-24	0-1	7-9	6	5	11	2	25	3	8	0	2	40
Missouri State	5-16	0-2	12-13	3	7	10	2	22	4	6	0	1	33
Evansville	6-14	2-2	1-2	4	4	8	2	15	2	5	0	0	19
Indiana State	4-14	0-4	1-2	1	3	4	1	9	0	9	0	0	29
Illinois State	5-16	3-3	5-6	2	4	6	1	18	3	8	0	0	35
Bradley	5-13	1-3	3-4	1	4	5	4	14	4	5	0	1	31

# 2012-13 SEASON

Opponent	FG-A	3FG-A	FT-A	Off	Def	TReb	PF	TP	A	TO	Blk	S	Min
Central Arkansas	2-11	0-2	0-1	2	2	4	5	4	2	1	0	0	20
Loyola-Chicago	6-15	2-4	0-1	2	3	5	3	14	1	8	1	1	35
Radford	4-7	1-3	3-8	0	4	4	4	12	2	7	2	0	27
Florida Atlantic	10-23	2-3	12-14	5	2	7	1	34	6	6	0	2	36
IPFW	1-11	1-4	5-7	0	0	0	4	8	4	6	0	2	31
Murray State	6-15	3-7	1-2	3	8	11	2	16	3	7	0	1	33
SEMO	2-13	1-3	3-4	1	1	2	3	8	1	3	0	1	24
Marshall	4-10	0-3	7-10	1	1	2	3	15	2	6	0	0	25
Missouri	6-17	1-6	0-0	1	6	7	4	13	3	3	0	1	33
SIUE	6-10	3-3	3-5	3	2	5	4	18	5	6	0	0	35
Chicago State	6-16	0-3	7-15	3	4	7	3	19	10	9	1	2	40
Creighton	2-7	1-4	6-8	0	0	0	3	11	4	6	0	0	34
Drake	4-9	1-3	4-6	3	5	8	3	13	9	7	0	0	31
Evansville	6-12	0-0	9-10	3	3	6	2	21	4	1	0	2	34
Indiana State	6-16	0-0	5-7	2	1	3	1	17	5	5	1	1	38
Illinois State	1-13	0-3	0-0	2	0	2	2	2	2	4	0	0	30
Wichita State	4-15	2-5	2-2	0	2	2	4	12	5	3	0	0	39
Missouri State	4-10	1-2	3-5	3	2	5	4	12	2	7	1	2	37
Northern Iowa	7-14	0-3	3-5	0	3	3	3	17	5	5	0	2	35
Bradley	2-7	0-2	4-4	0	1	1	5	8	2	6	0	2	15
Evansville	7-15	0-1	1-3	3	3	6	4	15	4	3	0	7	37
Illinois State	6-8	1-2	0-1	1	0	1	3	13	4	7	0	2	26
Indiana State	6-12	1-3	5-6	1	1	2	4	18	3	2	0	1	26
Missouri State	3-15	0-3	9-10	2	3	5	3	15	8	6	3	2	33
Wichita State	9-19	1-2	3-7	4	4	8	3	22	0	6	0	1	26
Bradley	5-11	0-1	8-10	0	3	3	4	18	10	6	0	2	36
Northern Iowa	7-13	3-4	4-8	0	0	0	4	21	5	4	0	1	32
Drake	7-22	1-2	6-7	2	1	3	1	21	7	2	1	2	40
Creighton	6-15	2-3	0-0	0	4	4	2	14	7	7	0	2	38
Evansville	11-15	2-2	8-12	4	3	7	4	32	4	3	0	3	42
Creighton	1-9	0-2	0-0	1	4	5	1	2	1	6	0	0	34



69"



# RISHONDA NAPIER

13

REDSHIRT JUNIOR • 5-5 • POINT GUARD  
BURBANK, CALIF. • BELLARMINE-JEFFERSON

RISHONDA'S POWER WORD:

JESUS

"THERE IS POWER IN THE NAME OF JESUS."

2014-15 (Redshirt Sophomore Season)

First-Team All-MVC

Second-Team MVC Scholar-Athlete

Only the second Saluki in women's basketball history to earn First-Team distinction and Scholar-Athlete honors in the same season (the last being Kelly Firth in 1992-93) • Led SIU in scoring with 438 points (16.2/game) • Led SIU and the MVC with an .870 clip from the free throw line (80-of-92), the 18th-best in the NCAA in 2014-15 • One of 32 Salukis to ever score 800 points, currently at 813 (13.1/game)

2013-14 (Sophomore Season)

Played in five games, starting four • Averaged 7.2 points and 3.6 rebounds and 2.0 assists • Redshirted.

2012-13 (Freshman Season)

MVC All-Freshman Team

Scored 339 points for the season, which ranks seventh in SIU history among freshmen • named MVC Freshman of the Week Jan. 28 • led SIU with a .800 free throw percentage • ranked second on the team with 75 assists and 37 steals.

At Bellarmine-Jefferson High School

Averaged 20.4 points, 3.2 rebounds, 2.8 assists and 1.6 steals per game as a senior • earned First-Team All-State honors three times during high school career • named a McDonald's All-American nominee following senior season • helped Bell-Jeff to a California Division V State Championship during freshman season.

Personal

Full name is Rishonda Janell Napier • major is management • daughter of Richard and Clara Napier • has six siblings • born Feb. 1, 1994

Q&A

Favorite recording artist?

Miguel

Favorite sport (other than basketball)?

Tennis

Favorite athlete?

Serena Williams

One word that describes you?

Blessed

Favorite pro sports team?

Orlando Magic

Favorite food?

Steak

Favorite place to eat in Carbondale?

Moe's

Favorite movie?

The Preacher's Wife

One word that describes Coach Stein?

Interesting

Your nickname(s):

Rondo

Most treasured possession?

Blanket of many colors

Best prank a teammate has played on you:

Celina dressed up as Freddy and scared me while I was at home.

Most people wouldn't know I...

Enjoy writing.

Best part of being a Saluki?

Having a unique mascot.

CAREER STATS

YEAR	GP-GS	MIN/AVG	---- TOTAL ----		--- 3-POINT---		FT-FTA	PCT	----- REBOUNDS -----				PF-FO	AST	TO	BLK	STL	PTS/AVG
			FG-FGA	PCT	G-FGA	PCT			OFF-DEF	TOT	AVG							
2012-13	30-26	958/31.9	123-348	.353	57-166	.343	36-45	.800	13-66	79	2.63	38-0	75	80	5	37	339/11.3	
2013-14	5-4	159/31.8	16-53	.302	4-19	.211	0-1	0	6-12	18	3.6	4-0	10	10	2	2	36/7.2	
2014-15	27-27	915/33.9	149-390	.382	60-164	.366	80-92	.870	14-80	94	3.48	29-0	90	70	3	36	438/16.2	
TOTAL	62-57	2032/32.8	288-791	.364	121-349	.347	116-138	.841	33-158	191	3.08	71-0	175	160	10	75	813/13.1	



### 2014-15 SEASON

Opponent	FG-A	3FG-A	FT-A	Off	Def	TReb	PF	A	TO	Blk	S	Min	
UT Martin	6-15	2-4	6-6	0	5	5	20	2	4	4	0	2	32
Wright State	9-19	2-6	0-0	0	4	4	20	3	2	2	0	2	31
Memphis	5-17	1-4	6-6	0	4	4	17	4	7	5	0	0	37
SEMO	7-15	1-4	6-7	2	2	4	21	0	0	3	0	2	36
Mercer	6-13	2-5	0-0	0	1	1	14	0	4	0	0	1	25
Illinois	7-17	3-8	1-2	0	1	1	18	0	1	4	0	0	28
Austin Peay	5-11	2-3	0-0	0	1	1	12	2	6	2	0	1	30
Murray State	8-20	4-7	0-2	0	1	1	20	1	4	0	0	2	35
Oregon State	5-13	1-1	0-0	0	3	3	11	1	2	3	0	0	31
Toledo	6-15	3-9	0-0	0	3	3	15	0	2	1	0	2	31
Morehead State	7-17	4-10	2-3	1	5	6	20	1	5	2	0	1	37
Illinois State	6-17	3-9	11-13	2	5	7	26	0	1	3	0	3	39
Northern Iowa	6-16	1-3	6-6	0	6	6	19	2	2	3	1	2	36
Drake University	5-15	2-9	0-0	1	1	2	12	0	5	1	0	1	33
Indiana State	4-9	2-5	4-4	0	2	2	14	1	4	3	0	1	30
Loyola	1-9	0-3	1-2	0	1	1	3	0	3	0	0	0	25
Bradley	5-13	4-8	4-4	1	3	4	18	0	3	4	0	2	33
Drake	9-21	5-13	7-7	2	5	7	30	2	2	1	0	0	35
UNI	5-11	1-3	6-6	0	1	1	17	1	3	4	0	1	37
Evansville	5-17	1-9	2-4	0	2	2	13	1	6	1	0	3	38
Indiana State	7-11	2-2	7-7	1	6	7	23	2	8	8	0	6	38
Missouri State	2-10	1-5	0-0	1	0	1	5	0	1	2	1	1	33
Wichita State	6-14	2-6	2-2	1	3	4	16	0	3	3	0	0	36
Bradley	6-13	4-6	5-6	0	2	2	21	2	6	4	0	1	38
Loyola	6-15	4-11	4-5	0	5	5	20	1	4	3	0	1	42
Illinois State	2-10	1-4	0-0	0	2	2	5	0	2	3	0	1	33
UNI	3-17	2-7	0-0	2	6	8	8	3	0	1	1	0	37

### 2013-14 SEASON

Opponent	FG-A	3FG-A	FT-A	Off	Def	TReb	PF	TP	A	TO	Blk	S	Min
Wright State	6-20	1-5	0-1	4	6	10	1	13	4	5	0	2	38
Austin Peay	2-11	0-4	0-0	1	4	5	2	4	2	4	1	0	35
IPFW	3-5	2-3	0-0	0	0	0	0	8	2	0	0	0	25
Illinois	2-10	0-3	0-0	1	1	2	0	4	1	0	0	1	35
Marshall	3-7	1-4	0-0	0	1	1	1	7	2	0	0	0	26

### 2012-13 SEASON

Opponent	FG-A	3FG-A	FT-A	Off	Def	TReb	PF	TP	A	TO	Blk	S	Min
Central Arkansas	3-14	0-5	0-0	1	3	4	3	6	2	9	0	2	30
Loyola-Chicago	3-10	0-3	0-0	0	1	1	1	6	7	3	0	0	30
Radford	6-14	3-6	2-2	0	2	2	3	17	1	3	0	1	31
Florida Atlantic	5-10	2-4	0-0	0	8	8	1	12	3	3	0	0	30
IPFW	2-9	1-7	0-0	0	1	1	1	5	1	2	0	0	22
Murray State	3-8	2-6	0-0	1	3	4	2	8	2	0	0	1	23
SEMO	4-11	1-5	2-2	1	2	3	0	11	3	3	0	1	40
Marshall	8-13	4-9	0-0	0	1	1	0	20	3	3	0	2	40
Missouri	1-4	0-2	0-0	0	3	3	1	2	3	6	0	1	24
SIUE	4-9	3-7	2-2	0	2	2	1	13	0	1	0	0	15
Creighton	5-9	4-5	2-2	1	0	1	0	16	3	0	0	1	32
Drake	7-15	5-7	0-0	1	2	3	1	19	5	4	0	2	40
Evansville	5-16	2-6	0-0	0	1	1	0	12	1	2	0	4	36
Indiana State	0-7	0-5	0-0	0	1	1	0	0	2	2	0	2	23
Illinois State	3-6	2-3	0-0	0	1	1	1	8	1	2	0	0	26
Wichita State	7-15	6-9	3-4	0	4	4	2	23	1	3	0	0	36
Missouri State	6-14	4-11	4-4	0	4	4	2	20	7	3	0	1	40
Northern Iowa	4-12	1-6	3-4	0	2	2	0	12	2	2	1	1	36
Bradley	5-18	1-7	2-2	1	2	3	2	13	4	1	1	1	37
Evansville	4-13	1-6	0-1	0	3	3	3	9	1	4	1	1	36
Illinois State	3-9	2-5	3-4	1	0	1	0	11	2	0	0	2	37
Indiana State	4-17	1-7	3-5	1	2	3	2	12	1	2	1	4	36
Missouri State	4-16	2-8	0-0	1	2	3	4	10	3	2	0	1	30
Wichita State	3-12	0-2	2-2	0	5	5	1	8	2	3	0	3	34
Bradley	3-12	2-5	0-0	0	0	0	2	8	5	5	0	0	29
Northern Iowa	4-9	1-3	0-0	0	3	3	1	9	3	2	0	1	37
Drake	6-13	1-3	2-4	0	1	1	2	15	1	3	1	1	34
Creighton	0-4	0-1	1-2	0	2	2	0	1	1	2	0	0	21
Evansville	4-13	3-8	2-2	2	2	4	0	13	3	2	0	3	38
Creighton	7-16	3-5	3-3	2	3	5	2	20	2	3	0	1	35

### CAREER HIGHS

Points	30	vs. Drake (2/6/15)
Rebounds	10	vs. Wright State (11/8/13)
Offensive Rebounds	4	vs. Wright State (11/8/13)
Defensive Rebounds	8	vs. Florida Atlantic (11/24/12)
Assists	8	at Indiana State (2/15/15)
Steals	6	at Indiana State (2/15/15)
Blocked Shots	1	8x, last vs. UNI (3/13/15)
Field Goals Made	9	2x, last vs. Drake (2/16/15)
Field Goals Attempted	21	vs. Drake (2/16/15)
3-Pointers Made	6	vs. Wichita State (1/25/13)
3-Pointers Attempted	13	vs. Drake (2/6/15)
Free Throws Made	11	at Illinois State (1/4/15)
Free Throws Attempted	13	at Illinois State (1/4/15)
Minutes Played	42	at Loyola (3/1/15)



75"



# KIM NEBO

24

JUNIOR • 6-1 • FORWARD

KATY, TEXAS • CYPRESS LAKES

## KIM'S POWER WORD: STRENGTH

"IT SIGNIFIES THAT BEING ABLE TO HOLD YOUR OWN MENTALLY, PHYSICALLY AND EMOTIONALLY THROUGH THE GOOD AND THE BAD REQUIRES CONSTANT POWER AND ENERGY. BEING STRONG IS SOMETHING THAT I HAVE LEARNED IS CRUCIAL TO ME BECAUSE IT HAS HELPED ME TO SEE THAT I AM CAPABLE OF SEVERAL ASPECTS OF MY LIFE THAT I NEVER DEEMED WOULD BE POSSIBLE."

### 2014-15 (Sophomore Season)

Played in 20 games for SIU (4.9 minutes per game) • Scored 24 points (1.2/game) and recorded 35 rebounds (1.8/game) • Set a career-high for rebounds (six) vs. No. 14 Oregon State • Also set career highs in offensive rebounds (3, vs. Toledo, Dec. 20), assists (1, vs. Murray State, Dec. 14), steals (1, vs. Murray State, Dec. 14) and blocks (2, vs. Toledo, Dec. 20).

### 2013-14 (Freshman Season)

Played in 27 games • Totaled 50 points (1.9 per game) and grabbed 53 rebounds (2.0 per game) • Also dished two assists, blocked six shots, and grabbed four steals • Hit game-clinching free throws in double-overtime win vs. Bradley • Shot 41 percent from the field (18-44).

### At Cypress Lakes High School

Scored 1,292 points and pulled down 1,004 rebounds over her four-year varsity career • holds the school career scoring record • averaged 19.0 points and 12.3 rebounds per game as a senior • named District MVP following senior season • Earned First-Team All-District twice and Honorable Mention All-District following sophomore season • also named Academic All-District following senior season.

### Personal

Full name is Kimberly Nonyelum Nebo • major is biological sciences and pre-pharmacy • daughter of Shady and Stella Nebo • has four siblings • born Dec. 4, 1994 in Houston, Texas.

### Q&A

**One word that describes you?**

Passionate

**One word that describes Coach Stein?**

Honest

**Your nickname(s):**

Kimbo

**Best prank a teammate has played on you?**

Celina dressed up as Freddy Krueger with really scary, professional makeup and scratched at the window with the claws which made me literally jump and fall out of bed.

**If you could be another person for a day?**

Beyonce

**If you could live anywhere in the world?**

Dubai

**Most treasured possession?**

My phone.

**If you could pick a different first name?**

Knowles

**Scary or funny movie?**

Funny

**Most people wouldn't know...**

My favorite band was Paramore.

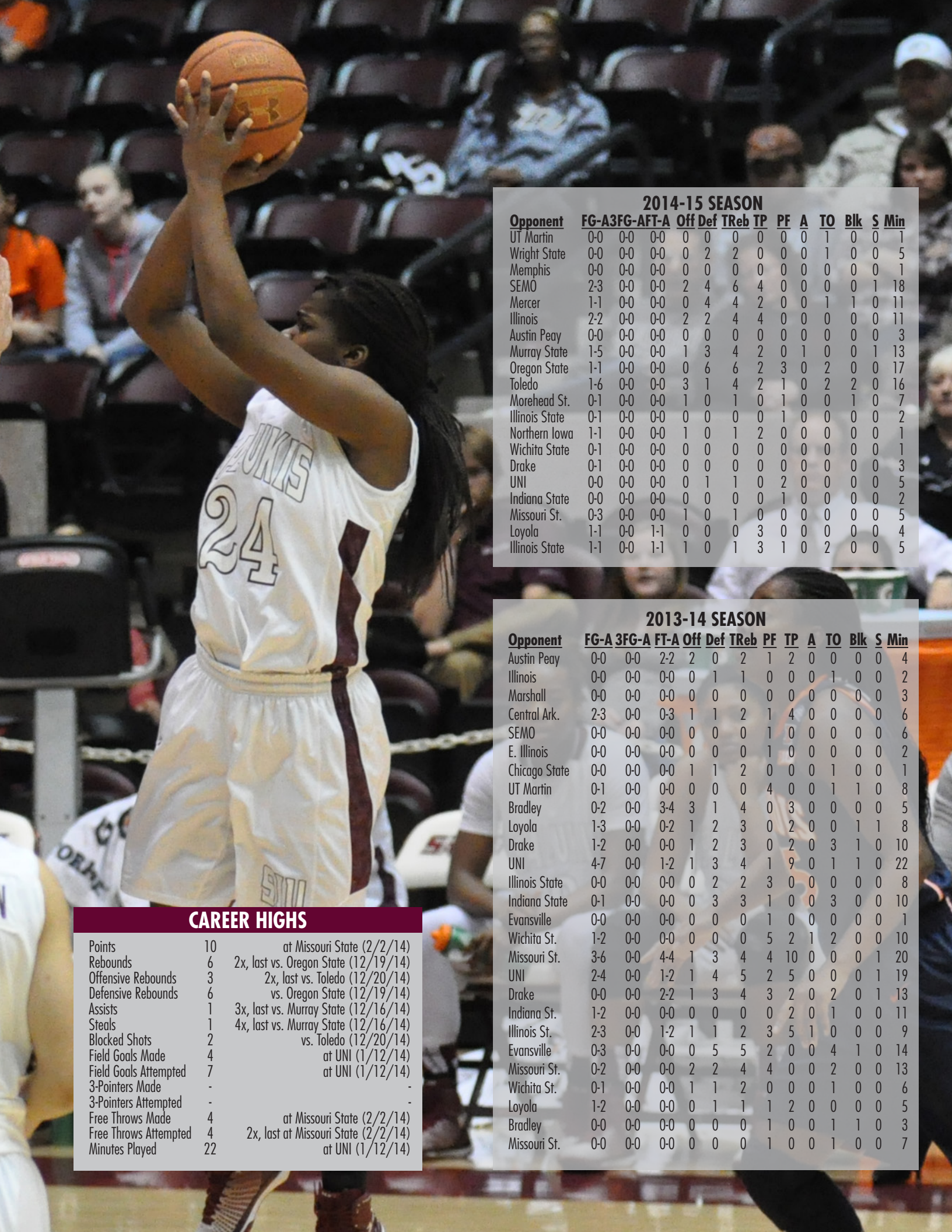
**Best part of being a Saluki?**

Being a part of a second family away from home.

## CAREER STATS

YEAR	GP-GS	MIN/AVG	---- TOTAL ----			--- 3-POINT---			---- REBOUNDS ----								
			FG-FGA	PCT	G-FGA	PCT	FT-FTA	PCT	OFF-DEF	TOT	AVG	PF-FO	AST	TO	BLK	STL	PTS/AVG
2013-14	27-0	226/8.4	18-44	.409	0-0	.000	14-23	.609	17-36	53	1.96	40-1	2	24	6	4	50/1.9
2014-15	20-0	131/6.6	11-28	.393	0-0	.000	2-2	1.000	12-23	35	1.75	10-0	1	9	4	2	24/1.2
TOTAL	47-0	357/7.6	29-72	.403	0-0	.000	16-25	.640	29-59	88	1.87	50-1	3	33	10	6	74/1.6





### CAREER HIGHS

Points	10	at Missouri State (2/2/14)
Rebounds	6	2x, last vs. Oregon State (12/19/14)
Offensive Rebounds	3	2x, last vs. Toledo (12/20/14)
Defensive Rebounds	6	vs. Oregon State (12/19/14)
Assists	1	3x, last vs. Murray State (12/16/14)
Steals	1	4x, last vs. Murray State (12/16/14)
Blocked Shots	2	vs. Toledo (12/20/14)
Field Goals Made	4	at UNI (1/12/14)
Field Goals Attempted	7	at UNI (1/12/14)
3-Pointers Made	-	-
3-Pointers Attempted	-	-
Free Throws Made	4	at Missouri State (2/2/14)
Free Throws Attempted	4	2x, last at Missouri State (2/2/14)
Minutes Played	22	at UNI (1/12/14)

### 2014-15 SEASON

Opponent	FG-A	3FG-A	FT-A	Off	Def	TReb	TP	PF	A	TO	Blk	S	Min
UT Martin	0-0	0-0	0-0	0	0	0	0	0	0	1	0	0	1
Wright State	0-0	0-0	0-0	0	2	2	0	0	0	1	0	0	5
Memphis	0-0	0-0	0-0	0	0	0	0	0	0	0	0	0	1
SEMO	2-3	0-0	0-0	2	4	6	4	0	0	0	0	1	18
Mercer	1-1	0-0	0-0	0	4	4	2	0	0	1	1	0	11
Illinois	2-2	0-0	0-0	2	2	4	4	0	0	0	0	0	11
Austin Peay	0-0	0-0	0-0	0	0	0	0	0	0	0	0	0	3
Murray State	1-5	0-0	0-0	1	3	4	2	0	1	0	0	1	13
Oregon State	1-1	0-0	0-0	0	6	6	2	3	0	2	0	0	17
Toledo	1-6	0-0	0-0	3	1	4	2	1	0	2	2	0	16
Morehead St.	0-1	0-0	0-0	1	0	1	0	1	0	0	1	0	7
Illinois State	0-1	0-0	0-0	0	0	0	0	1	0	0	0	0	2
Northern Iowa	1-1	0-0	0-0	1	0	1	2	0	0	0	0	0	1
Wichita State	0-1	0-0	0-0	0	0	0	0	0	0	0	0	0	1
Drake	0-1	0-0	0-0	0	0	0	0	0	0	0	0	0	3
UNI	0-0	0-0	0-0	0	1	1	0	2	0	0	0	0	5
Indiana State	0-0	0-0	0-0	0	0	0	0	1	0	0	0	0	2
Missouri St.	0-3	0-0	0-0	1	0	1	0	0	0	0	0	0	5
Loyola	1-1	0-0	1-1	0	0	0	3	0	0	0	0	0	4
Illinois State	1-1	0-0	1-1	1	0	1	3	1	0	2	0	0	5

### 2013-14 SEASON

Opponent	FG-A	3FG-A	FT-A	Off	Def	TReb	PF	TP	A	TO	Blk	S	Min
Austin Peay	0-0	0-0	2-2	2	0	2	1	2	0	0	0	0	4
Illinois	0-0	0-0	0-0	0	1	1	0	0	0	1	0	0	2
Marshall	0-0	0-0	0-0	0	0	0	0	0	0	0	0	0	3
Central Ark.	2-3	0-0	0-3	1	1	2	1	4	0	0	0	0	6
SEMO	0-0	0-0	0-0	0	0	0	1	0	0	0	0	0	6
E. Illinois	0-0	0-0	0-0	0	0	0	1	0	0	0	0	0	2
Chicago State	0-0	0-0	0-0	1	1	2	0	0	0	1	0	0	1
UT Martin	0-1	0-0	0-0	0	0	0	4	0	0	1	1	0	8
Bradley	0-2	0-0	3-4	3	1	4	0	3	0	0	0	0	5
Loyola	1-3	0-0	0-2	1	2	3	0	2	0	0	1	1	8
Drake	1-2	0-0	0-0	1	2	3	0	2	0	3	1	0	10
UNI	4-7	0-0	1-2	1	3	4	1	9	0	1	1	0	22
Illinois State	0-0	0-0	0-0	0	2	2	3	0	0	0	0	0	8
Indiana State	0-1	0-0	0-0	0	3	3	1	0	0	3	0	0	10
Evansville	0-0	0-0	0-0	0	0	0	1	0	0	0	0	0	1
Wichita St.	1-2	0-0	0-0	0	0	0	5	2	1	2	0	0	10
Missouri St.	3-6	0-0	4-4	1	3	4	4	10	0	0	0	1	20
UNI	2-4	0-0	1-2	1	4	5	2	5	0	0	0	1	19
Drake	0-0	0-0	2-2	1	3	4	3	2	0	2	0	1	13
Indiana St.	1-2	0-0	0-0	0	0	0	0	2	0	1	0	0	11
Illinois St.	2-3	0-0	1-2	1	1	2	3	5	1	0	0	0	9
Evansville	0-3	0-0	0-0	0	5	5	2	0	0	4	1	0	14
Missouri St.	0-2	0-0	0-0	2	2	4	4	0	0	2	0	0	13
Wichita St.	0-1	0-0	0-0	1	1	2	0	0	0	1	0	0	6
Loyola	1-2	0-0	0-0	0	1	1	1	2	0	0	0	0	5
Bradley	0-0	0-0	0-0	0	0	0	1	0	0	1	1	0	3
Missouri St.	0-0	0-0	0-0	0	0	0	1	0	0	1	0	0	7



77.5"



# DYANA PIERRE

0

SENIOR • 6-2 • FORWARD/CENTER  
PORT ST. LUCIE, FLA. • LINCOLN PARK ACADEMY

## DYANA'S POWER WORD:

**HAPPINESS**

*"IT'S SOMETHING THAT I WANT TO HAVE EVERY DAY. I WANT IT JUST AS BAD AS I WANT TO BREATHE. I HAVE IT TATTOOED ON ME AS A REMINDER TO MYSELF."*

2014-15 (Junior Season)  
First-Team All-MVC  
MVC All-Defensive Team  
Preseason All-MVC

2x MVC Player of the Week (Dec. 1, Feb. 9)

Became the third-ever repeat MVC First-Team honoree at SIU, joining Nikki Gilmore (1994-96) and Kasia McClendon (1996-97) • Including the Gateway (1982-92), Pierre is the sixth-ever repeater in SIU history • Third Saluki female to ever be named to the MVC All-Defensive team • Was the only MVC player to average a double-double on the season at 14.6 points and 11.8 rebounds per game • Led the Valley in field goal percentage at .554 (175-of-316), the 16th-best in the NCAA • Her 11.8 rebounds per game ranked 8th-best in the NCAA • Became the 23rd Saluki to score 1,000 points in a career

2013-14 (Sophomore Season)  
First-Team All-MVC

First-team All-MVC selection, the program's first first-team selection in seven years and second since 2000 • OVERALL MVC RANKINGS: First in rebounding (9.6), first in offensive rebounding (4.2), first in double-doubles (12), first in 10+ rebound games (14), third in blocked shots (1.5), fourth in defensive rebounding (5.4), fifth in field-goal percentage (.491), ninth in scoring (14.0), and 10th in minutes played (31.6).

2012-13 (Freshman Season)

Led the MVC in rebounding with an average of 8.9 per game • became one of three freshman to lead the MVC in rebounding and the first since Wichita State's Angela Buckner in 2001

2011-12 (Redshirt Season)

Sat out season after suffering a torn ACL in the preseason.

At Lincoln Park Academy

Ranked a three-star recruit by ESPN HoopGurlz • named first-team all-conference sophomore, junior and senior seasons • finished with 1,298 career points • averaged 17.8 points and 12.8 rebounds per game during her senior season, helping the Greyhounds to the Florida Class 4A regional semifinal • broke a school record with a 24-rebound game • named all-area by both the Scripps Treasure Coast and Palm Beach Post newspapers following senior season.

Personal

Full name is Dyana Pierre • major is exercise science • daughter of Luc and Monique Pierre • has two brothers and four sisters • born Aug. 5, 1993.

## Q&A

**Favorite recording artist(s)?**

One Republic, Kid Cudi

**Favorite sport (other than basketball)?**

Soccer

**Favorite athlete?**

Diana Taurasi

**One word that describes you?**

Easy-going

**Favorite pro sports team?**

Boston Celtics

**Favorite food?**

Haitian food, conch, french fries

**Favorite place to eat in Carbondale?**

Tequilas, Show-Me's, Harbaugh's

**Favorite movie?**

Blind Side, The Proposal

**If you could be another person for a day?**

Sandra Bullock or Pablo Escobar

**Your nickname(s):**

Derty, Dy

**Most treasured possession?**

My Nikon camera

**If you could pick a different first name, what would it be?**

Skylar

**Most people wouldn't know I....**

Play the clarinet.

**Best part of being a Saluki?**

Being the one and only Saluki in the country.

## CAREER STATS

YEAR	GP-GS	MIN/AVG	---- TOTAL ----			--- 3-POINT---			---- REBOUNDS ----								
			FG-FGA	PCT	G-FGA	PCT	FT-FTA	PCT	OFF-DEF	TOT	AVG	PF-FO	AST	TO	BLK	STL	PTS/AVG
2012-13	31-27	759/24.5	98-247	.397	0-0	.000	42-71	.592	89-188	277	8.94	94-3	23	82	36	20	238/7.7
2013-14	30-30	949/31.6	167-340	.491	0-1	.000	85-135	.630	125-162	287	9.57	85-1	25	86	44	24	419/14.0
2014-15	29-29	926/31.9	175-316	.554	0-0	.000	73-133	.549	126-215	341	11.76	81-1	29	73	39	22	423/14.6
TOTAL	90-86	2634/29.3	440-903	.487	0-1	.000	200-339	.590	340-565	905	10.06	260-5	77	241	119	66	1080/12.0



### 2013-14 SEASON

Opponent	FG-A	3FG-A	FT-A	Off	Def	TReb	PF	TP	A	TO	Blk	S	Min
Wright State	6-9	0-0	0-4	4	11	15	2	12	0	5	1	0	35
Austin Peay	6-9	0-0	1-2	3	3	6	3	13	2	2	1	1	35
IPFW	7-10	0-0	3-9	6	4	10	4	17	0	3	2	1	23
Illinois	3-9	0-0	4-8	4	8	12	4	10	0	2	4	0	26
Marshall	7-12	0-0	4-4	2	3	5	3	18	0	1	2	0	32
Central Ark.	2-10	0-0	2-2	2	9	11	2	6	0	2	3	3	35
SEMO	4-9	0-0	4-5	3	3	6	4	12	0	1	0	2	31
E. Illinois	8-14	0-0	4-5	4	6	10	3	20	1	1	2	2	36
Chicago State	6-10	0-0	4-6	5	1	6	4	16	1	2	1	2	31
UT Martin	3-5	0-0	2-2	1	7	8	2	8	2	5	0	1	29
Morehead St.	7-19	0-0	7-9	5	5	10	1	21	0	4	3	0	38
Bradley	14-22	0-0	5-8	8	10	18	5	33	1	1	4	2	42
Loyola	5-14	0-0	1-2	4	7	11	1	11	1	3	3	1	32
Drake	4-7	0-0	2-2	3	4	7	3	10	0	4	1	0	20
UNI	2-4	0-0	2-2	1	3	4	3	6	1	1	0	0	12
Illinois State	6-9	0-0	2-6	4	4	8	4	14	3	7	3	2	37
Indiana State	3-10	0-1	2-4	2	6	8	3	8	2	2	1	1	33
Evansville	10-20	0-0	4-4	11	3	14	4	24	1	5	0	0	39
Wichita St.	1-5	0-0	0-0	2	5	7	3	2	0	2	1	0	23
Missouri St.	2-2	0-0	0-4	1	5	6	2	4	1	3	2	0	23
UNI	6-13	0-0	3-3	1	3	4	4	15	1	3	0	0	24
Drake	3-8	0-0	2-4	4	1	5	1	8	1	3	2	1	32
Indiana St.	2-11	0-0	3-4	3	6	9	2	7	0	0	2	0	30
Illinois St.	9-17	0-0	1-2	3	8	11	2	19	1	6	0	0	36
Evansville	2-8	0-0	1-2	3	2	5	3	5	0	4	0	0	30
Missouri St.	10-15	0-0	7-10	10	8	18	2	27	3	2	1	1	39
Wichita St.	10-20	0-0	3-5	5	10	15	2	23	1	1	0	1	39
Loyola	5-11	0-0	8-11	11	7	18	3	18	0	5	1	1	33
Bradley	12-16	0-0	3-4	5	4	9	3	27	0	2	4	1	37
Missouri St.	2-12	0-0	1-2	5	6	11	3	5	2	4	0	1	37

### CAREER HIGHS

Points	33	vs. Bradley (1/2/14)
Rebounds	21	vs. UNI (3/13/15)
Offensive Rebounds	11	2x, last vs. Wichita State (1/25/13)
Defensive Rebounds	13	vs. Loyola (1/30/15)
Assists	5	vs. Missouri State (1/27/13)
Steals	3	4x, last at Bradley (2/27/15)
Blocked Shots	5	2x, last at Indiana State (2/15/15)
Field Goals Made	14	2x, last vs. Murray State (12/16/14)
Field Goals Attempted	22	vs. Bradley (1/2/14)
3-Pointers Made	-	-
3-Pointers Attempted	1	vs. Indiana State (1/18/15)
Free Throws Made	8	at Loyola (3/6/14)
Free Throws Attempted	11	vs. UNI (2/8/15)
Minutes Played	42	vs. Bradley (1/2/14)

### 2012-13 SEASON

Opponent	FG-A	3FG-A	FT-A	Off	Def	TReb	PF	TP	A	TO	Blk	S	Min
Central Arkansas	3-8	0-0	1-2	3	6	9	4	7	0	2	2	0	23
Loyola-Chicago	2-7	0-0	2-4	2	4	6	2	6	0	1	5	1	20
Radford	0-1	0-0	0-0	1	0	1	3	0	0	1	0	0	4
Florida Atlantic	4-10	0-0	1-4	4	11	15	2	9	0	1	2	0	20
IPFW	7-11	0-0	2-4	7	12	19	3	16	0	3	4	0	31
Murray State	4-11	0-0	4-4	4	6	10	2	12	1	4	1	0	27
SEMO	2-7	0-0	2-4	4	8	12	4	6	3	5	0	1	28
Marshall	7-14	0-0	0-0	5	11	16	4	14	2	0	1	3	35
Missouri	0-5	0-0	2-2	3	3	6	3	2	0	4	0	0	18
SIUE	0-3	0-0	0-0	0	4	4	4	0	0	1	1	0	10
Chicago State	2-3	0-0	1-2	1	2	3	4	5	1	1	0	2	18
Creighton	4-7	0-0	4-6	3	4	7	3	12	0	4	0	3	19
Drake	2-5	0-0	3-6	3	6	9	2	7	1	4	2	1	22
Evansville	1-5	0-0	0-0	0	4	4	3	2	0	2	0	0	12
Indiana State	4-6	0-0	0-0	4	4	8	5	8	0	4	2	0	27
Illinois State	3-14	0-0	0-0	2	5	7	2	6	1	5	1	1	23
Wichita State	8-13	0-0	1-1	3	12	15	1	17	0	5	0	0	33
Missouri State	4-11	0-0	1-4	5	7	12	3	9	5	2	2	1	37
Northern Iowa	2-6	0-0	3-5	0	0	0	4	7	1	3	0	0	14
Bradley	2-5	0-0	0-2	3	3	6	3	4	0	2	1	0	18
Evansville	1-7	0-0	0-0	1	3	4	2	2	2	4	0	0	23
Illinois State	5-10	0-0	1-1	2	9	11	5	11	0	2	0	0	24
Indiana State	5-8	0-0	1-2	2	8	10	4	11	1	2	1	1	34
Missouri State	8-15	0-0	2-2	4	11	15	5	18	1	5	1	0	33
Wichita State	3-8	0-0	1-1	1	5	6	3	7	1	1	2	1	31
Bradley	5-8	0-0	2-4	2	11	13	1	12	0	2	0	2	35
Northern Iowa	3-8	0-0	0-2	3	5	8	2	6	0	4	0	0	25
Drake	2-6	0-0	1-1	3	9	12	3	5	0	1	3	0	28
Creighton	2-8	0-0	2-2	5	1	6	3	6	1	3	2	2	30
Evansville	3-14	0-0	4-4	9	6	15	3	10	2	1	1	1	37
Creighton	0-3	0-0	1-2	0	8	8	2	1	0	3	2	0	20

### 2014-15 SEASON

Opponent	FG-A	3FG-A	FT-A	Off	Def	TReb	TP	PF	A	TO	Blk	S	Min
UT Martin	7-10	0-0	2-4	4	7	11	16	3	0	3	2	1	37
Wright State	2-11	0-0	0-0	3	10	13	4	3	1	2	0	0	30
Memphis	10-13	0-0	3-4	5	10	15	23	2	1	2	2	0	38
SEMO	4-9	0-0	1-6	6	3	9	9	3	1	1	1	1	23
Mercer	10-17	0-0	0-1	4	6	10	20	1	1	2	1	0	26
Illinois	3-7	0-0	1-4	2	5	7	7	1	1	0	1	0	25
Austin Peay	8-17	0-0	2-3	3	12	15	18	3	0	5	1	1	36
Murray State	14-14	0-0	3-5	5	6	11	31	3	1	0	3	0	37
Oregon State	4-15	0-0	2-3	2	7	9	10	3	2	1	1	0	36
Toledo	3-5	0-0	1-2	4	5	9	7	4	1	3	0	0	18
Morehead St.	6-11	0-0	4-5	1	12	13	16	3	2	5	1	1	35
Illinois State	4-9	0-0	0-0	1	7	8	8	2	0	1	1	0	30
Northern Iowa	11-14	0-0	2-6	2	6	8	24	2	2	1	1	1	35
Drake University	1-6	0-0	0-0	1	2	3	2	4	0	4	1	2	22
Indiana State	4-7	0-0	4-9	8	7	15	12	3	2	2	0	1	31
Evansville	4-13	0-0	1-1	3	6	9	9	1	2	1	0	0	35
Missouri State	5-7	0-0	2-5	6	7	13	12	3	0	5	1	1	38
Wichita State	8-10	0-0	5-6	3	4	7	21	3	0	1	1	1	37
Loyola	7-14	0-0	4-4	5	13	18	18	3	1	3	3	1	39
Bradley	5-10	0-0	7-12	5	11	16	17	3	2	3	1	2	37
Drake	7-13	0-0	3-5	8	6	14	17	4	1	2	0	2	30
UNI	10-17	0-0	6-11	9	12	21	26	2	1	3	3	0	36
Evansville	5-10	0-0	4-5	7	8	15	14	3	0	5	2	1	36
Indiana State	6-14	0-0	4-8	6	9	15	16	2	2	1	5	1	38
Missouri State	7-10	0-0	3-5	3	3	6	17	4	0	4	0	1	22
Wichita State	6-7	0-0	4-7	3	7	10	16	3	2	1	0	0	29
Bradley	3-3	0-0	3-6	4	9	13	9	3	0	3	4	3	33
Loyola	3-7	0-0	0-2	3	4	7	6	5	3	2	1	1	21
UNI	8-16	0-0	2-4	10	11	21	18	2	0	7	2	0	34



67.25"

**BLAIR'S POWER WORD:**

**DETERMINATION**

*"ALWAYS STRIVE TO BE THE BEST PERSON I CAN BE IN MY LIFE. DETERMINED TO ACHIEVE MY GOALS."*



**BLAIR STEPHENSON**

2

SENIOR • 5-7 • GUARD

ST. LOUIS, MO. • LAKE LAND COLLEGE

**2014-15 (Junior Season)**

Played in all 30 games, starting in three • Was the starting point guard when Rishonda Napier went down with a dislocated shoulder on Jan. 16 vs. Indiana State • Scored 42 points (1.4/game), 20 rebounds (0.7/game) and 19 assists • Scored a career-high 12 points on 4-of-7 three-point shooting in her first career start against Evansville on Jan. 18.

**Junior College**

2014 NJCAA DII All-American • Two-time All-Region 24 selection • 2013 Lake Land Freshman of the Year and 2014 team MVP • Ranked 10th nationally in assists per game in 2014 (6.2) • Ranked 31st in 3-point percentage (.462) and 47th nationally in scoring (17.0 ppg) in 2014.

**High School**

Averaged 12 points and four assists per game as a senior in 2011-12 • 2012 team MVP • St. Louis All-Area selection • AAA All-Conference selection • Four-year honor roll member at Cardinal Ritter • 2012 scholar-athlete selection by the St. Louis Post-Dispatch • Earned the UMOJA Unity Award and Citizenship Award in 2012 • Also competed in volleyball and track.

**Personal**

Daughter of June and Richard Stephenson • Born Nov. 4, 1993, in St. Louis, Mo. • Has one brother, Chase • Majoring in social work.

**Q&A**

**Favorite recording artist(s)?**

Drake

**Favorite sport (other than basketball)?**

Football

**Favorite athlete(s)?**

Kobe Bryant and Serena Williams

**Favorite pro sports team?**

Los Angeles Lakers and St. Louis Cardinals

**One word that describes you?**

Easy-going

**One word that describes Coach Stein?**

Intense

**Your nickname(s):**

Air Blair

**Best prank a teammate has played on you?**

Cartaesha playing like she's going to crash her car into mine.

**If you could be another person for a day?**

Drake

**If you could live anywhere in the world?**

Fiji

**Most treasured possession?**

My gold chain with a cross on it that was my grandmothers

**If you could pick a different first name?**

Blair

**Scary or funny movie?**

Funny


**Best part of being a Saluki?**

Getting a great education and being a part of a great program.

**CAREER STATS**

YEAR	GP-GS	MIN/AVG	--- TOTAL ---			--- 3-POINT---			----- REBOUNDS -----							PTS/AVG	
			FG-FGA	PCT	G-FGA	PCT	FT-FTA	PCT	OFF-DEF	TOT	AVG	PF-FO	AST	TO	BLK		STL
2014-15	30-3	270/9.0	14-43	.326	10-23	.435	4-14	.286	3-17	20	.67	21-0	19	26	1	3	42/1.4
TOTAL	30-3	270/9.0	14-43	.326	10-23	.435	4-14	.286	3-17	20	.67	21-0	19	26	1	3	42/1.4





## CAREER HIGHS

Points	12	vs. Evansville (1/18/15)
Rebounds	3	vs. Indiana State (1/16/15)
Offensive Rebounds	1	3x, last at Evansville (2/13/15)
Defensive Rebounds	2	3x, last at Missouri State (1/23/15)
Assists	3	2x, last at Missouri State (1/23/15)
Steals	1	3x, last at Indiana State (2/15/15)
Blocked Shots	1	at Missouri State (1/23/15)
Field Goals Made	4	vs. Evansville (1/18/15)
Field Goals Attempted	7	vs. Evansville (1/18/15)
3-Pointers Made	4	vs. Evansville (1/18/15)
3-Pointers Attempted	7	vs. Evansville (1/18/15)
Free Throws Made	1	4x, last at Missouri State (1/23/15)
Free Throws Attempted	3	vs. SEMO (11/28/14)
Minutes Played	37	at Missouri State (1/23/15)

## 2014-15 SEASON

Opponent	FG	A3FG	AFT	A	Off	Def	TReb	TP	PF	A	TO	Blk	S	Min
UT Martin	0-1	0-0	0-0	0	0	0	0	0	0	3	0	0	0	7
Wright State	0-2	0-1	0-0	0	0	0	0	0	0	0	2	0	0	12
Memphis	0-0	0-0	0-2	0	1	1	0	2	1	0	0	0	0	9
SEMO	0-0	0-0	1-3	0	1	1	1	1	1	0	0	0	1	11
Mercer	2-2	2-2	0-1	0	2	2	6	3	1	0	0	0	0	19
Illinois	2-6	0-0	0-1	0	1	1	4	0	1	3	0	0	0	17
Austin Peay	1-1	0-0	0-0	0	1	1	2	1	1	0	0	0	1	11
Murray State	0-1	0-0	0-0	0	0	0	0	0	1	0	0	0	0	9
Oregon State	0-0	0-0	1-2	0	1	1	1	0	0	1	0	0	0	9
Toledo	0-3	0-1	0-0	0	0	0	0	0	1	0	0	0	0	6
Morehead State	0-1	0-1	0-0	0	0	0	0	1	0	2	0	0	0	9
Illinois State	0-2	0-0	0-0	0	0	0	0	0	0	1	0	0	0	5
Northern Iowa	0-2	0-1	0-0	0	1	1	2	0	1	0	0	0	0	7
Drake	1-2	1-2	0-0	0	1	1	3	1	1	1	0	0	0	9
Indiana State	1-2	1-1	1-2	1	2	3	4	2	1	3	0	0	0	14
Evansville	4-7	4-7	0-1	0	1	1	12	1	2	5	0	0	0	25
Missouri State	2-5	1-3	1-1	0	2	2	6	2	3	3	1	0	0	37
Wichita State	1-1	1-1	0-0	0	1	1	3	1	1	2	0	0	0	14
Loyola	0-0	0-0	0-0	0	0	0	0	0	0	0	0	0	0	1
Bradley	0-1	0-1	0-1	0	1	1	0	0	0	0	0	0	0	4
Drake	0-2	0-2	0-0	0	0	0	0	0	0	0	0	0	0	4
UNI	0-0	0-0	0-0	0	0	0	0	1	0	0	0	0	0	4
Evansville	0-1	0-0	0-0	0	1	1	0	0	0	0	0	0	0	3
Indiana State	0-0	0-0	0-0	0	0	0	0	1	0	2	0	1	2	0
Missouri State	0-0	0-0	0-0	0	1	1	0	1	1	0	0	0	0	8
Wichita State	0-0	0-0	0-0	0	0	0	0	0	0	0	0	0	0	2
Bradley	0-0	0-0	0-0	0	0	0	0	1	0	0	0	0	0	2
Loyola	0-1	0-0	0-0	0	0	0	0	0	0	0	0	0	0	3
Illinois State	0-0	0-0	0-0	0	0	0	0	0	0	1	0	0	0	4
UNI	0-0	0-0	0-0	0	0	0	0	1	0	0	0	0	0	3



73"



# CELINA VANHYFTE

35

SOPHOMORE • 6-0 • FORWARD/CENTER  
ANNAWAN, ILL. • ANNAWAN

**CELINA'S POWER WORD:  
STRONG**

*"NO MATTER WHAT LIFE THROWS AT YOU, AS LONG AS YOU STAY STRONG, BELIEVE IN YOURSELF AND WORK HARD, YOU CAN DO ANYTHING."*

**2014-15 (Freshman Season)**

Played in 23 games (8.0 minutes per) • Scored 39 points (1.7/game), 28 rebounds (1.2/game) and seven blocks • Scored a career-high eight points in the regular season finale vs. Illinois State, in which she also played a career-high 25 minutes.

**At Annawan High School**

Four-time All-State selection by the Associated Press • Three-time All-State selection by Illinois Basketball Services • Three-time first-team All-State selection by the Chicago Sun-Times • Four-time State Farm Classic All-Tournament team selection • Three-time All-Western Illinois Player of the Year selection by the Quad City Dispatch • All-time leading scorer in Annawan High School history and only player in school history to be named three-time All-State • Posted 2,493 career points and 1,169 career rebounds for career averages of 20.3 points and 10.1 rebounds • Led Annawan to its first team state championship in school history in 2013-14 • Eighth in IHSA history in career field goals (968) and 10th in career free throws (557) • One of six Division I student-athletes in Annawan High School history • Also earned first-team All-State honors in softball • Two former DI student-athletes from Annawan High School, Lisa and Lynette Robinson, are members of the Illinois High School Basketball Hall of Fame and former teammates of SIU head coach Cindy Stein at the University of Illinois.

**Personal**

Full given name is Celina Kay VanHyfte • Pronounced sell-EE-na van-HEFF-tee • Daughter of Valerie and Teddy VanHyfte • Born June 14, 1995, in Winston Salem, N.C. • Mother, Valerie, is in both the Bradley and Illinois High School Basketball Halls of Fame • Father, Ted, remains the only male athlete in Annawan HS history to compete at the Division I level, playing football at Wake Forest • Plans to major in pre-vet.

**Q&A**

**Favorite recording artist(s)?**

Fall Out Boys

**Favorite sport (other than basketball)?**

Softball

**Favorite pro sports team?**

St. Louis Cardinals

**Favorite food?**

Crab cakes

**Favorite place to eat in Carbondale?**

The Flame

**Favorite movie?**

Beauty and the Beast

**One word that describes you?**

Amazing

**One word that describes Coach Stein?**

Chill

**If you could be another person for a day?**

Jennifer Lawrence

**If you could live anywhere in the world?**

Rio, Brazil

**Most treasured possession?**

My beats headphones

**If you could pick a different first name?**

Maria

**Most people wouldn't know...**

I am a great cook/baker

**Best part of being a Saluki?**

Being a part of a close team.

**CAREER STATS**

YEAR	GP-GS	---- TOTAL ----			--- 3-POINT---			----- REBOUNDS -----									
		MIN/AVG	FG-FGA	PCT	G-FGA	PCT	FT-FTA	PCT	OFF-DEF	TOT	AVG	PF-FO	AST	TO	BLK	STL	PTS/AVG
2014-15	23-0	182/7.9	17-46	.370	0-0	.000	5-10	.500	10-18	28	1.22	22-0	3	15	7	4	39/1.7
<b>TOTAL</b>	<b>23-0</b>	<b>182/7.9</b>	<b>17-46</b>	<b>.370</b>	<b>0-0</b>	<b>.000</b>	<b>5-10</b>	<b>.500</b>	<b>10-18</b>	<b>28</b>	<b>1.22</b>	<b>22-0</b>	<b>3</b>	<b>15</b>	<b>7</b>	<b>4</b>	<b>39/1.7</b>



**CAREER HIGHS**

Points	8	vs. Illinois State (3/7/15)
Rebounds	4	vs. Missouri State (2/20/15)
Offensive Rebounds	2	at Morehead State (12/30/14)
Defensive Rebounds	3	2x, last vs. Missouri State (2/20/15)
Assists	1	3x, vs. Illinois State (3/7/15)
Steals	2	vs. Illinois State (3/7/15)
Blocked Shots	2	vs. Mercer (11/30/14)
Field Goals Made	4	vs. Illinois State (3/7/15)
Field Goals Attempted	7	vs. Mercer (11/30/14)
3-Pointers Made	-	-
3-Pointers Attempted	-	-
Free Throws Made	2	at Wright State (11/22/14)
Free Throws Attempted	2	4x, last vs. Missouri State (2/20/15)
Minutes Played	25	vs. Illinois State (3/7/15)



**2014-15 SEASON**

Opponent	FG	A3FG	AFT	A	Off	Def	TReb	TP	PF	A	TO	Blk	S	Min
Wright State	0-1	0-0	2-2	0	3	3	2	2	0	1	1	0	0	10
Memphis	1-2	0-0	0-0	1	0	1	2	0	0	0	0	0	0	4
SEMO	1-2	0-0	0-0	0	0	0	2	0	0	0	0	0	0	3
Mercer	2-7	0-0	0-0	1	0	1	4	0	0	0	2	1	1	11
Illinois	2-3	0-0	0-1	1	1	2	4	1	0	0	0	0	1	11
Austin Peay	0-0	0-0	0-0	0	0	0	0	0	0	0	1	0	0	2
Murray State	0-3	0-0	0-0	0	0	0	0	0	0	0	0	0	0	4
Oregon State	0-0	0-0	0-0	0	2	2	0	3	0	1	0	0	0	7
Toledo	0-2	0-0	0-0	1	1	2	0	1	0	0	0	0	0	5
Morehead State	1-3	0-0	0-0	2	0	2	2	1	0	0	0	0	0	1
Illinois State	0-0	0-0	0-0	0	0	0	0	2	0	1	1	0	0	7
Drake	0-1	0-0	1-2	1	2	3	1	1	0	0	0	0	0	10
Indiana State	0-0	0-0	0-0	0	1	1	0	1	0	0	1	0	0	5
Missouri State	0-0	0-0	1-2	0	2	2	1	1	1	1	0	0	0	8
Wichita State	0-1	0-0	0-0	0	0	0	0	1	0	1	0	0	0	2
Loyola	0-2	0-0	0-0	0	0	0	0	0	1	1	1	0	0	10
Bradley	0-2	0-0	0-0	0	0	0	0	0	0	2	0	0	0	11
Missouri State	3-3	0-0	1-2	1	3	4	7	0	0	0	1	0	0	13
Wichita State	0-1	0-0	0-0	0	0	0	0	0	0	1	0	0	0	10
Bradley	1-1	0-0	0-0	0	0	0	2	1	0	0	0	0	0	8
Loyola	2-4	0-0	0-1	1	1	2	4	4	0	1	0	0	0	13
Illinois State	4-6	0-0	0-0	1	2	3	8	3	1	3	0	2	2	25
UNI	0-2	0-0	0-0	0	0	0	0	0	0	1	0	0	0	2



73.25"



# AZIA WASHINGTON

SENIOR • 6-0 • FORWARD

LEE'S SUMMIT, MO. • BLUE SPRINGS

33

**AZIA'S POWER WORD:**  
**RELENTLESS**

"NO MATTER WHAT MAY COME MY WAY."

**2014-15 (Junior Season)**

Scored a career-high 310 points, with the third-best average on the team at 10.3 points per game • Also pulled in a career-high 216 rebounds (7.2/game) • Shot .428 from the field (122-of-285) and .406 from three (26-of-64) • Ranked 25th in the Valley at 10.3 PPG, seventh in rebounding (7.2/game), 12th in field goal percentage (.428), tied for ninth in offensive rebounds (2.2/game) • Currently at 780 points and 583 rebounds in her Saluki career • One of two active Salukis in the 700-500 club, and one of only 17 ever in SIU history

**2013-14 (Sophomore Season)**

Played in all 30 games, starting 28 • Ranked second on the team in scoring (9.6) and rebounding (6.8) • Posted career-high 27 points and 15 rebounds in double-overtime win vs. Bradley • Scored 289 points (9.6 per game) and grabbed 205 rebounds (6.8 per game) • Also posted nine assists, blocked 16 shots and grabbed 29 steals. **OVERALL MVC RANKINGS:** Seventh in defensive rebounding (5.0), ninth in rebounding (6.8) and 10th in field-goal percentage (.457). **MVC-ONLY RANKINGS:** 10th in rebounding (6.5 per game).

**2012-13 (Freshman Season)**

Averaged 5.8 points per game and ranked second on the team with an average of 5.2 rebounds per game • named MVC Newcomer of the Week Dec. 31 following the Chicago State game • led the team with a .409 field goal percentage.

**At Blue Springs High School**

Named All-State following junior season after leading Blue Springs to a 29-3 record and a state runner-up finish • ranked 71st overall and 12th among power forwards by the Dan Olson Collegiate Girls Basketball Report • ranked a three-star recruit as the 58th-best prospect at her position by ESPN Hoopgurlz.

**Personal**

Full name is Azia E. Washington • Earned her bachelor's degree in journalism-advertising from SIU in May 2015 • daughter of Paul and Monty Washington • born Dec. 22, 1993 • has one sister, Ariana, and one brother, Aaron.

**Q&A's**

- Favorite recording artist(s)?**  
Drake and Future
- Favorite sport (other than basketball)?**  
Football
- Favorite athlete?**  
Lebron James
- One word that describes you?**  
Outgoing
- One word that describes Coach Stein?**  
Blunt
- Favorite pro sports team?**  
Kansas City Chiefs and Royals
- Favorite food?**  
Steak, catfish, red beans and rice
- Favorite place to eat in Carbondale?**  
Fujiyama
- Favorite movie?**  
What's Love Got to Do with It
- If you could be another person for a day?**  
Beyonce
- If you could live anywhere in the world?**  
Dallas, Texas
- Your nickname(s):**  
Zee
- Most treasured possession?**  
My grandmother's rings
- Best part of being a Saluki?**  
The relationship you form with your teammates

**CAREER STATS**

YEAR	GP-GS	MIN/AVG	---- TOTAL ----			--- 3-POINT---			---- REBOUNDS ----									
			FG-FGA	PCT	PCT	G-FGA	PCT	PCT	OFF-DEF	TOT	AVG	PF-FO	AST	TO	BLK	STL	PTS/AVG	
2012-13	31-16	618/19.9	74-181	.409	0-4	.000	33-51	.647	47-115	162	5.23	80-5	20	27	5	28	181/5.8	
2013-14	30-28	749/25	113-247	.457	2-8	.250	61-88	.693	56-149	205	6.83	99-5	9	44	16	29	289/9.6	
2014-15	30-30	870/29	122-285	.428	26-64	.406	40-51	.784	65-151	216	7.2	69-1	17	39	9	21	310/10.3	
<b>TOTAL</b>	<b>91-74</b>	<b>2237/24.6</b>	<b>309-713</b>	<b>.433</b>	<b>28-76</b>	<b>.368</b>	<b>134-190</b>	<b>.705</b>	<b>168-415</b>	<b>583</b>	<b>6.41</b>	<b>248-11</b>	<b>46</b>	<b>110</b>	<b>30</b>	<b>78</b>	<b>780/8.6</b>	





### CAREER HIGHS

Points	27	vs. Bradley (1/2/14)
Rebounds	17	at Chicago State (12/29/12)
Offensive Rebounds	8	vs. Evansville (1/18/15)
Defensive Rebounds	12	at Illinois State (2/16/14)
Assists	3	2x, last at Morehead State (12/30/14)
Steals	4	2x, last at Indiana State (2/15/15)
Blocked Shots	2	3x, last vs. Missouri State (3/13/14)
Field Goals Made	12	vs. Bradley (1/2/14)
Field Goals Attempted	19	2x, last vs. Evansville (1/18/15)
3-Pointers Made	4	vs. Memphis (11/26/14)
3-Pointers Attempted	7	vs. Evansville (1/18/15)
Free Throws Made	6	at Loyola (3/6/14)
Free Throws Attempted	10	vs. Loyola (1/4/14)
Minutes Played	42	at Illinois State (2/16/14)

### 2014-15 SEASON

Opponent	FG-A	3FG-A	FT-A	Off	Def	TReb	TP	PF	A	TO	Blk	S	Min
UT Martin	5-7	1-1	0-0	0	5	5	11	1	1	0	0	0	30
Wright State	5-9	2-3	1-2	0	1	1	13	3	1	0	0	1	22
Memphis	7-15	4-6	0-0	1	6	7	18	1	0	2	0	0	29
SEMO	5-12	0-2	1-1	3	8	11	11	1	1	4	1	1	31
Mercer	0-3	0-0	1-2	3	0	3	1	1	0	2	0	0	9
Illinois	0-4	0-0	0-0	2	5	7	0	1	0	0	0	0	21
Austin Peay	3-7	2-4	2-2	3	9	12	10	1	1	1	1	0	34
Murray State	2-9	0-2	2-2	2	9	11	6	2	0	0	0	0	20
Oregon State	2-5	0-1	0-0	0	0	0	4	3	0	1	0	0	17
Toledo	3-7	1-2	2-2	2	4	6	9	2	0	1	0	0	26
Morehead State	5-9	1-2	1-1	2	3	5	12	2	3	1	1	0	23
Illinois State	5-8	2-3	2-3	1	5	6	14	4	0	3	1	1	31
Northern Iowa	4-9	0-1	2-3	5	5	10	10	4	2	2	0	0	26
Drake	7-11	0-1	0-1	1	4	5	14	3	0	2	0	0	35
Indiana State	6-15	1-2	3-4	1	7	8	16	2	0	1	0	0	35
Evansville	7-19	2-7	0-0	8	8	16	16	1	0	0	0	1	37
Missouri State	4-14	0-2	0-0	2	8	10	8	5	0	1	0	1	34
Wichita State	2-6	1-3	2-2	1	4	5	7	2	0	3	0	0	38
Loyola	3-11	0-3	2-2	1	5	6	8	2	0	1	1	0	32
Bradley	7-13	0-1	4-5	4	3	7	18	3	2	1	1	0	25
Drake	7-16	0-2	1-1	4	6	10	15	0	1	1	1	4	35
UNI	6-10	2-2	0-1	1	3	4	14	4	2	2	0	1	35
Evansville	2-8	0-0	0-0	1	8	9	4	2	2	2	0	0	22
Indiana State	3-6	0-1	3-3	2	5	7	9	2	1	2	0	4	35
Missouri State	1-6	1-2	4-4	2	5	7	7	4	0	0	0	1	26
Wichita State	5-9	3-4	0-0	1	4	5	13	1	0	3	0	0	35
Bradley	2-7	1-1	3-4	3	3	6	8	2	0	2	1	3	26
Loyola	3-5	1-2	0-0	1	5	6	7	4	0	0	0	0	29
Illinois State	5-12	1-2	2-2	2	5	7	13	3	0	0	0	2	34
UNI	6-13	0-2	2-4	6	8	14	14	3	0	1	0	1	38

### 2013-14 SEASON

Opponent	FG-A	3FG-A	FT-A	Off	Def	TReb	PF	TP	A	TO	Blk	S	Min
Wright State	0-4	0-0	0-0	0	5	5	3	0	1	2	0	0	13
Austin Peay	3-9	0-0	2-2	4	9	13	4	8	0	1	1	2	23
IPFW	3-8	0-1	1-2	1	4	5	2	7	0	2	1	1	26
Illinois	2-3	0-0	4-6	1	6	7	3	8	0	0	0	1	19
Marshall	4-6	0-1	0-0	1	0	1	5	8	0	1	0	0	15
Central Ark.	5-9	0-0	0-1	2	7	9	3	10	0	1	0	1	25
SEMO	7-13	0-0	0-0	2	6	8	3	14	1	0	0	1	24
E. Illinois	5-10	1-2	0-0	1	4	5	5	11	1	3	0	2	28
Chicago State	2-10	0-0	1-2	2	9	11	3	5	2	2	1	1	37
UT Martin	8-12	0-0	5-6	2	4	6	0	21	1	4	1	2	34
Morehead St.	2-9	0-0	3-5	2	7	9	3	7	0	1	1	1	33
Bradley	12-19	0-0	3-3	4	11	15	5	27	2	2	1	1	41
Loyola	8-13	0-0	5-10	2	3	5	4	21	0	2	2	0	28
Drake	5-10	0-0	2-5	2	5	7	3	12	0	0	0	0	23
UNI	8-17	0-0	3-4	2	2	4	1	19	0	0	2	1	32
Illinois State	2-5	0-0	0-1	1	3	4	1	4	0	1	0	2	29
Indiana State	4-7	0-0	2-3	0	6	6	4	10	0	2	0	0	26
Evansville	3-9	0-0	3-4	2	6	8	3	9	0	2	1	1	20
Wichita St.	0-5	0-2	1-2	2	1	3	5	1	0	1	0	0	18
Missouri St.	4-5	0-0	4-6	2	6	8	5	12	0	4	1	0	17
UNI	3-8	0-0	1-1	1	4	5	2	7	0	0	0	0	31
Drake	2-7	0-0	1-2	1	3	4	3	5	0	0	0	1	17
Indiana St.	0-1	0-0	4-4	1	4	5	2	4	0	2	0	3	27
Illinois St.	2-10	0-0	5-6	1	12	13	4	9	0	2	1	2	42
Evansville	2-6	0-0	1-1	2	4	6	4	5	0	3	0	2	17
Missouri St.	5-7	0-1	1-1	1	5	6	4	11	0	2	1	0	23
Wichita St.	3-7	1-1	3-4	3	2	5	4	10	0	0	0	2	19
Loyola	4-8	0-0	6-7	3	4	7	3	14	0	1	0	0	24
Bradley	2-5	0-0	0-0	4	2	6	4	4	1	2	0	1	20
Missouri St.	3-5	0-0	0-0	4	5	9	4	6	0	1	2	1	21

### 2012-13 SEASON

Opponent	FG-A	3FG-A	FT-A	Off	Def	TReb	PF	TP	A	TO	Blk	S	Min
Central Arkansas	1-3	0-0	0-0	4	3	7	1	2	1	0	0	0	25
Loyola-Chicago	1-3	0-0	2-2	1	3	4	2	4	2	1	0	0	11
Radford	1-7	0-0	2-4	2	4	6	5	4	1	1	0	1	26
Florida Atlantic	0-7	0-0	4-4	3	2	5	4	4	0	0	0	0	20
IPFW	6-7	0-0	2-2	1	3	4	0	14	0	2	0	0	20
Murray State	2-3	0-0	0-0	1	1	2	0	4	0	0	1	0	20
SEMO	5-9	0-0	4-5	1	8	9	2	14	1	1	0	2	27
Marshall	2-5	0-0	0-3	0	5	5	4	4	1	0	0	0	32
Missouri	5-12	0-0	0-0	3	3	6	4	10	0	2	0	0	24
SIUE	1-5	0-0	4-4	0	4	4	2	6	1	3	0	3	22
Chicago State	7-17	0-2	3-6	7	10	17	5	17	2	1	1	2	30
Creighton	4-7	0-0	0-0	2	3	5	5	8	0	2	1	1	24
Drake	1-8	0-0	0-0	3	11	14	5	2	1	0	0	0	27
Evansville	2-8	0-1	0-0	0	3	3	4	4	1	3	1	3	29
Indiana State	1-4	0-0	3-6	2	6	8	4	5	2	2	0	1	23
Illinois State	4-7	0-0	1-1	2	3	5	0	9	0	0	0	2	20
Wichita State	1-3	0-1	0-0	0	2	2	2	2	1	2	0	1	17
Missouri State	0-0	0-0	0-0	0	0	0	1	0	0	0	0	0	2
Northern Iowa	4-6	0-0	0-0	0	3	3	4	8	0	1	0	1	17
Bradley	3-7	0-0	0-0	3	4	7	1	6	1	2	0	3	26
Evansville	1-4	0-0	0-0	0	8	8	1	2	0	1	0	0	25
Illinois State	0-2	0-1	1-2	0	2	2	1	1	0	0	0	0	9
Indiana State	3-4	0-0	1-1	2	1	3	2	7	0	0	0	0	10
Missouri State	4-9	0-0	2-5	1	6	7	5	10	0	1	1	1	17
Wichita State	3-8	0-0	3-4	2	1	3	1	9	0	0	0	1	28
Bradley	1-3	0-0	0-0	1	3	4	2	2	1	1	0	2	11
Northern Iowa	1-4	0-0	1-2	2	3	5	2	3	3	0	0	2	21
Drake	1-2	0-0	0-0	1	5	6	3	2	0	0	0	0	10
Creighton	6-9	0-0	0-0	3	1	4	2	12	0	0	0	0	13
Evansville	1-4	0-0	0-0	0	1	1	3	2	0	1	0	0	14
Creighton	2-4	0-0	0-0	0	3	3	3	4	1	0	0	2	18



67.75"



# OLIVIA BOWLING

3

FRESHMAN • 5-9 • GUARD

NEW HAVEN, KY. • ELIZABETHTOWN

## OLIVIA'S POWER WORD:

**PATIENCE**

*"PATIENCE IS THE KEY TO A LOT OF THINGS. GREAT THINGS TAKE TIME. BEING PATIENT WILL GET YOU FURTHER THEN YOU EXPECT IN LIFE."*

### At Elizabethtown High School

Played her high school hoops at Elizabethtown High School in New Haven, Ky., which Maxpreps.com ranked No. 21 nationally • Went 32-3 as a senior, earning the No. 2 ranking in the state of Kentucky • During her four year career, went 113-22 as a Lady Panther • Advanced to state final as a senior • Averaged 5.2 points, 3.8 assists, 3.0 rebounds and 1.7 steals per game as a senior.

### Personal

Born May 10, 1997, in Elizabethtown, Ky., to Patrick and Tracy Bowling • Has two siblings, one sister and one brother • Her father is a carpenter and her mother is an occupational therapist • Majoring in sports management.



### Q&A

**Favorite recording artist(s)?**

Kid Rock

**Favorite sport (other than basketball)?**

Football

**Favorite athlete?**

Dwayne Wade (#3)

**Favorite pro sports team?**

San Antonio Spurs

**Favorite food?**

Pizza

**Favorite place to eat in Carbondale?**

Quatro's

**Favorite movie?**

Remember the Titans

**One word that describes you?**

Adventurous

**One word that describes Coach Stein?**

Determined

**Your nickname(s):**

Livie, OG

**Best prank that a teammate has played on you?**

Tiajaney scaring me in the locker room and I almost hit her.

**If you could be another person for a day?**

Kid Rock

**If you could live anywhere in the world?**

Bora Bora

**Most treasured possession?**

My baby blanket

**If you could pick a different first name?**

Ellie May

**Scary or funny movie?**

Funny

**Most people wouldn't know...**

I love to eat.

**Best part of being a Saluki?**

Having a family to love and support you.



# 70.5"



# TIAJANEY HAWKINS

# 22

FRESHMAN • 5-10 • GUARD/FORWARD  
EAST CHICAGO IND. • EAST CHICAGO CENTRAL

**TIAJANEY'S POWER WORD:**  
MIGHTY

*"TO ME, IT MEANS IMPRESSIVE POWER OR STRENGTH."*

### At East Chicago Central High School

ESPN named her a three-star recruit and ranked her the 22nd best prep guard for the 2015 class • Averaged a double-double during her senior season with 18 points per game and 11.8 rebounds per game • Rebound total was second highest in the state of Indiana • Three-time All-State selection • Indiana All-Star selection

### Personal

Born April 22, 1997 •



### Q&A's

**Favorite recording artist(s)?**

Chris Brown

**Favorite sport (other than basketball)?**

Volleyball

**Favorite athlete?**

Kobe Bryant

**Favorite pro sports team?**

Chicago Cubs

**Favorite food?**

Pizza, Pasta

**Favorite place to eat in Carbondale?**

Chili's

**One word that describes you?**

Tough

**One word that describes Coach Stein?**

Funny

**Your nickname(s):**

Nae

**If you could be another person for a day?**

Lil Wayne

**If you could live anywhere in the world?**

Florida

**Most treasured possession?**

Phone

**If you could pick a different first name?**

Elizabeth

**Scary or funny movie?**

Both

**Most people wouldn't know...**

I love to sing and dance.

**Best part of being a Saluki?**

Having a strong and loving support system.



72.25"



# ASHLEY HUMMEL

42

FRESHMAN • 6-1 • FORWARD/CENTER  
 HILLIARD, OHIO • HILLIARD BRADLEY

## ASHLEY'S POWER WORD: TOUGHNESS

*"ALWAYS SHOW UP TO PUSH THROUGH THE BAD OR HARD TIMES. GIVE YOUR FULL EFFORT EVEN WHEN YOU HAVE NO REASON TO OR DON'T WANT TO."*

### At Hilliard Bradley High School

In her junior season averaged 11 points and 7 rebounds per game • Earned All-Ohio Capital Conference honors as a junior • In her junior year she helped Hilliard Bradley to the district finals • During her senior season the Jaguars won the Ohio Capital Conference and were regional finalists.

### Personal

Born June 2, 1997, in Columbus, Ohio, to Jonathan and Lauri Hummel • Jonathan is a construction manager and Lauri is a hospice social worker • Has two siblings, one brother and one sister • Majoring in physical therapy.



### Q&A

#### Favorite recording artist(s)?

Miguel, K Camp, Drake, Future

#### Favorite sport (other than basketball)?

Football, Baseball

#### Favorite athlete?

Kylie Giebelhausen

#### Favorite pro sports team?

Dallas Cowboys

#### Favorite food?

Breakfast foods

#### Favorite place to eat in Carbondale?

Quatro's

#### Favorite movie?

Bridesmaids, Division III: Football's Finest

#### One word that describes you?

Passionate

#### One word that describes Coach Stein?

Determined

#### Your nickname(s):

Ash

#### If you could be another person for a day?

Beyonce

#### If you could live anywhere in the world?

France

#### Most treasured possession?

My phone, because it is how I communicate with my family.

#### If you could pick a different first name?

Zora

#### Scary or funny movie?

Scary

#### Most people wouldn't know...

I hate whipped cream

#### Best part of being a Saluki?

Going to football games with my team.

## 1415 OVERALL STATS

RECORD:	OVERALL	HOME	AWAY	NEUTRAL
All Games	17-13	9-5	8-5	0-3
Conference	10-8	5-4	5-4	0-0
Non-conference	7-5	4-1	3-1	0-3

## Player	gp-gs	min	avg	Total		3-Point		F-Throw		Rebounds				pf	dq	a	to	blk	stl	pts	avg
				fg-fga	fg%	3fg-fga	3fg%	ft-fa	ft%	off	def	tot	avg								
13 Rishonda Napier	27-27	916	33.9	149-390	.382	60-164	.366	80-92	.870	14	80	94	3.5	29	0	90	70	3	36	438	16.2
00 Dyana Pierre	29-29	924	31.9	175-316	.554	0-0	.000	73-133	.549	126	215	341	11.8	81	1	29	73	39	22	423	14.6
33 Azia Washington	30-30	870	29.0	122-285	.428	26-64	.406	40-51	.784	65	151	216	7.2	69	1	17	39	9	21	310	10.3
10 Cartaesha Macklin	30-30	890	29.7	113-281	.402	19-67	.284	48-60	.800	65	67	132	4.4	68	0	108	69	2	31	293	9.8
32 Kylie Giebelhausen	30-28	830	27.7	69-198	.348	47-140	.336	23-30	.767	20	82	102	3.4	53	1	65	56	30	21	208	6.9
12 Mercedes Griffin	30-2	625	20.8	41-103	.398	4-20	.200	25-40	.625	16	25	41	1.4	49	0	41	49	11	22	111	3.7
40 Carlie Corrigan	25-1	148	5.9	15-48	.313	6-25	.240	8-10	.800	7	11	18	0.7	10	0	12	10	0	3	44	1.8
35 Celina VanHyfte	23-0	182	7.9	17-46	.370	0-0	.000	5-10	.500	10	18	28	1.2	22	0	3	15	7	4	39	1.7
03 Ariel Haynes	20-0	98	4.9	11-30	.367	1-5	.200	6-12	.500	11	7	18	0.9	20	0	2	5	1	3	29	1.5
02 Blair Stephenson	30-3	270	9.0	14-43	.326	10-23	.435	4-14	.286	3	17	20	0.7	21	0	19	26	1	3	42	1.4
24 Kim Nebo	20-0	131	6.6	11-28	.393	0-0	.000	2-2	1.000	12	23	35	1.8	10	0	1	9	4	2	24	1.2
05 Hannah Shores	23-0	106	4.6	7-30	.233	2-10	.200	2-4	.500	5	9	14	0.6	7	0	4	12	0	3	18	0.8
11 Micah Norris	6-0	25	4.2	1-5	.200	0-3	.000	2-2	1.000	1	3	4	0.7	4	0	2	9	2	5	4	0.7
42 Alexis Patterson	5-0	10	2.0	1-5	.200	0-0	.000	0-1	.000	2	1	3	0.6	2	0	0	0	0	0	2	0.4
TM TEAM										55	64	119									
Southern Illinois	30	6025		746-1808	.413	175-521	.336	318-461	.690	412	773	1185	39.5	445	3	393	452	109	176	1985	66.2
Opponents	30	6025		777-1802	.431	129-422	.306	327-459	.712	331	731	1062	35.4	469	3	344	374	109	241	2010	67.0

Team Statistics	SIU	OPP	Date	Opponent	Score	Att.
SCORING	1985	2010	11/14/14	at UT Martin	W 87-78	1853
Points per game	66.2	67.0	11/22/14	at Wright State	L 50-70	527
Scoring margin	-8	-	11/26/14	MEMPHIS	W 82-75	527
FIELD GOALS-ATT	746-1808	777-1802	11/28/14	SOUTHEAST MISSOURI STATE	W 78-62	674
Field goal pct	.413	.431	11/30/14	MERCER	W 67-52	536
3 POINT FG-ATT	175-521	129-422	12/06/14	ILLINOIS	L 42-86	1975
3-point FG pct	.336	.306	12/13/14	at Austin Peay	W 75-65	406
3-pt FG made per game	5.8	4.3	12/16/14	MURRAY STATE	W 78-63	1655
FREE THROW-ATT	318-461	327-459	12/19/14	vs Oregon State	L 55-71	375
Free throw pct	.690	.712	12/20/14	vs Toledo	L 48-64	
F-Throws made per game	10.6	10.9	12/30/14	at Morehead State	W 75-66	590
REBOUNDS	1185	1062	* 01/04/15	at Illinois State	W 65-56	1309
Rebounds per game	39.5	35.4	* 01/09/15	at Northern Iowa	L 70-79	1921
Rebounding margin	+4.1	-	* 01/11/15	at Drake University	L 66-81	2430
ASSISTS	393	344	* 01/16/15	INDIANA STATE	W 65-53	643
Assists per game	13.1	11.5	* 01/18/15	EVANSVILLE	L 58-63	634
TURNOVERS	452	374	* 01/23/15	at Missouri State	L 57-61	2664
Turnovers per game	15.1	12.5	* 01/25/15	at Wichita State	L 61-80	2782
Turnover margin	-2.6	-	* 01/30/15	LOYOLA CHICAGO	W 64-58	500
Assist/turnover ratio	.9	.9	* 02/01/15	BRADLEY	W 76-59	787
STEALS	176	241	* 02/06/15	DRAKE UNIVERSITY	W 81-76	578
Steals per game	5.9	8.0	* 02/08/15	NORTHERN IOWA	W 79-75	712
BLOCKS	109	109	* 02/13/15	at Evansville	W 62-53	856
Blocks per game	3.6	3.6	* 02/15/15	at Indiana State	W 76-58	2062
Attendance	11199	19964	* 02/20/15	MISSOURI STATE	L 57-73	595
Home game-Avg/Game	14-800	13-1422	* 02/22/15	WICHITA STATE	L 61-69	680
Neutral site-Avg/game		3-491	* 02/27/15	at Bradley	W 72-66	769
			* 03/01/15	at Loyola Chicago	Wot 74-70	323
			* 03/07/15	ILLINOIS STATE	L 54-69	703
			03/13/15	vs UNI	L 50-59	1097

Score by periods	1st	2nd	OT	Total
Opponents	1018	987	5	2010
Southern Illinois	938	1038	9	1985

1415MVCSTATS

RECORD:	OVERALL	HOME	AWAY	NEUTRAL
All Games	10-8	5-4	5-4	0-0
Conference	10-8	5-4	5-4	0-0
Non-conference	0-0	0-0	0-0	0-0

## Player	gp-gs	min	avg	Total		3-Point		F-Throw		Rebounds				pf	dq	a	to	blk	stl	pts	avg
				fg-fga	fg%	3fg-fga	3fg%	ft-fa	ft%	off	def	tot	avg								
13 Rishonda Napier	15-15	526	35.1	75-201	.373	33-96	.344	59-66	.894	9	44	53	3.5	12	0	53	43	2	23	242	16.1
00 Dyana Pierre	17-17	549	32.3	96-171	.561	0-0	.000	52-92	.565	77	121	198	11.6	50	1	18	42	24	18	244	14.4
33 Azia Washington	18-18	570	31.7	79-185	.427	15-39	.385	28-35	.800	41	93	134	7.4	48	1	10	26	5	18	201	11.2
10 Cartaesha Macklin	18-18	572	31.8	68-177	.384	13-50	.260	34-41	.829	34	41	75	4.2	37	0	73	39	1	14	183	10.2
32 Kylie Giebelhausen	18-18	532	29.6	50-126	.397	34-90	.378	17-21	.810	13	55	68	3.8	31	0	43	36	12	12	151	8.4
12 Mercedes Griffin	18-1	388	21.6	22-58	.379	2-11	.182	18-29	.621	12	14	26	1.4	33	0	23	29	7	15	64	3.6
03 Ariel Haynes	11-0	71	6.5	10-23	.435	1-4	.250	5-10	.500	8	7	15	1.4	16	0	2	5	1	1	26	2.4
35 Celina VanHyfte	12-0	122	10.2	10-21	.476	0-0	.000	3-7	.429	4	11	15	1.3	14	0	3	11	4	2	23	1.9
02 Blair Stephenson	18-3	148	8.2	9-26	.346	8-18	.444	2-5	.400	3	10	13	0.7	12	0	9	18	1	1	28	1.6
40 Carlie Corrigan	14-0	55	3.9	6-15	.400	4-8	.500	2-4	.500	3	4	7	0.5	3	0	6	3	0	2	18	1.3
24 Kim Nebo	9-0	28	3.1	3-9	.333	0-0	.000	2-2	1.000	3	1	4	0.4	5	0	0	2	0	0	8	0.9
05 Hannah Shores	15-0	64	4.3	4-17	.235	1-5	.200	1-2	.500	3	8	11	0.7	5	0	4	10	0	2	10	0.7
Team																					
Southern Illinois	18	3625		432-1029	.420	111-321	.346	223-314	.710	232	448	680	37.8	266	2	244	271	57	108	1198	66.6
Opponents	18	3625		465-1058	.440	78-242	.322	191-262	.729	188	423	611	33.9	300	3	205	233	59	148	1199	66.6

1415NONCONFERENCESTATS

RECORD:	OVERALL	HOME	AWAY	NEUTRAL
All Games	7-5	4-1	3-1	0-3
Conference	0-0	0-0	0-0	0-0
Non-conference	7-5	4-1	3-1	0-3

## Player	gp-gs	min	avg	Total		3-Point		F-Throw		Rebounds				pf	dq	a	to	blk	stl	pts	avg
				fg-fga	fg%	3fg-fga	3fg%	ft-fa	ft%	off	def	tot	avg								
13 Rishonda Napier	12-12	390	32.5	74-189	.392	27-68	.397	21-26	.808	5	36	41	3.4	17	0	37	27	1	13	196	16.3
00 Dyana Pierre	12-12	375	31.3	79-145	.545	0-0	.000	21-41	.512	49	94	143	11.9	31	0	11	31	15	4	179	14.9
10 Cartaesha Macklin	12-12	318	26.5	45-104	.433	6-17	.353	14-19	.737	31	26	57	4.8	31	0	35	30	1	17	110	9.2
33 Azia Washington	12-12	300	25.0	43-100	.430	11-25	.440	12-16	.750	24	58	82	6.8	21	0	7	13	4	3	109	9.1
32 Kylie Giebelhausen	12-10	298	24.8	19-72	.264	13-50	.260	6-9	.667	7	27	34	2.8	22	1	22	20	18	9	57	4.8
12 Mercedes Griffin	12-1	237	19.8	19-45	.422	2-9	.222	7-11	.636	4	11	15	1.3	16	0	18	20	4	7	47	3.9
40 Carlie Corrigan	11-1	93	8.5	9-33	.273	2-17	.118	6-6	1.000	4	7	11	1.0	7	0	6	7	0	1	26	2.4
24 Kim Nebo	11-0	103	9.4	8-19	.421	0-0	.000	0-0	.000	9	22	31	2.8	5	0	1	7	4	2	16	1.5
35 Celina VanHyfte	11-0	60	5.5	7-25	.280	0-0	.000	2-3	.667	6	7	13	1.2	8	0	0	4	3	2	16	1.5
02 Blair Stephenson	12-0	122	10.2	5-17	.294	2-5	.400	2-9	.222	0	7	7	0.6	9	0	10	8	0	2	14	1.2
05 Hannah Shores	8-0	42	5.3	3-13	.231	1-5	.200	1-2	.500	2	1	3	0.4	2	0	0	2	0	1	8	1.0
11 Micah Norris	6-0	25	4.2	1-5	.200	0-3	.000	2-2	1.000	1	3	4	0.7	4	0	2	9	2	5	4	0.7
42 Alexus Patterson	5-0	10	2.0	1-5	.200	0-0	.000	0-1	.000	2	1	3	0.6	2	0	0	0	0	0	2	0.4
03 Ariel Haynes	9-0	27	3.0	1-7	.143	0-1	.000	1-2	.500	3	0	3	0.3	4	0	0	0	0	2	3	0.3
Team																					
Southern Illinois	12	2400		314-779	.403	64-200	.320	95-147	.646	180	325	505	42.1	179	1	149	181	52	68	787	65.6
Opponents	12	2400		312-744	.419	51-180	.283	136-197	.690	143	308	451	37.6	169	0	139	141	50	93	811	67.6

Score by Period	1st	2nd	Total
Opponents	406	405	811
Southern Illinois	394	393	787



## 1415HOMESTATS

RECORD:	OVERALL	HOME	AWAY	NEUTRAL
All Games	9-5	9-5	0-0	0-0
Conference	5-4	5-4	0-0	0-0
Non-conference	4-1	4-1	0-0	0-0

## Player	gp-gs	min	avg	Total		3-Point		F-Throw		Rebounds				pf	dq	a	to	blk	stl	pts	avg
				fg-fga	fg%	3fg-fga	3fg%	ft-fga	ft%	off	def	tot	avg								
00 Dyana Pierre	13-13	408	31.4	91-151	.603	0-0	.000	40-74	.541	66	95	161	12.4	33	0	16	24	15	8	222	17.1
13 Rishonda Napier	13-13	423	32.5	67-179	.374	27-75	.360	37-42	.881	7	26	33	2.5	9	0	37	32	1	11	198	15.2
33 Azia Washington	14-14	404	28.9	61-154	.396	14-35	.400	20-24	.833	35	74	109	7.8	26	0	6	17	4	10	156	11.1
10 Cartaesha Macklin	14-14	401	28.6	44-112	.393	8-30	.267	22-26	.846	28	33	61	4.4	31	0	47	30	0	14	118	8.4
32 Kylie Giebelhausen	14-14	399	28.5	31-87	.356	20-65	.308	15-19	.789	12	40	52	3.7	21	0	34	25	26	8	97	6.9
12 Mercedes Griffin	14-1	281	20.1	17-42	.405	1-5	.200	6-12	.500	6	11	17	1.2	24	0	24	22	7	10	41	2.9
35 Celina VanHyfte	11-0	107	9.7	13-31	.419	0-0	.000	1-3	.333	5	7	12	1.1	5	0	2	7	5	4	27	2.5
03 Ariel Haynes	6-0	29	4.8	5-12	.417	1-2	.500	3-4	.750	5	3	8	1.3	6	0	0	1	1	1	14	2.3
02 Blair Stephenson	14-1	131	9.4	9-21	.429	7-13	.538	2-11	.182	1	10	11	0.8	11	0	9	12	0	1	27	1.9
24 Kim Nebo	9-0	72	8.0	7-16	.438	0-0	.000	1-1	1.000	7	14	21	2.3	3	0	1	3	1	2	15	1.7
05 Hannah Shores	11-0	59	5.4	5-19	.263	1-6	.167	2-4	.500	2	3	5	0.5	5	0	3	3	0	0	13	1.2
40 Carlie Corrigan	11-0	63	5.7	4-23	.174	2-12	.167	2-4	.500	5	6	11	1.0	3	0	6	4	0	3	12	1.1
11 Micah Norris	3-0	17	5.7	0-2	.000	0-2	.000	2-2	1.000	1	1	2	0.7	0	0	1	7	2	5	2	0.7
42 Alexis Patterson	2-0	6	3.0	0-1	.000	0-0	.000	0-0	.000	0	1	1	0.5	0	0	0	0	0	0	0	0.0
Team																					
Southern Illinois	14	2800		354-850	.416	81-245	.331	153-226	.677	206	354	560	40.0	177	0	186	192	62	77	942	67.3
Opponents	14	2800		377-872	.432	65-195	.333	114-161	.708	169	333	502	35.9	231	2	162	172	47	117	933	66.6

## 1415AWAYSTATS

RECORD:	OVERALL	HOME	AWAY	NEUTRAL
All Games	8-8	0-0	8-5	0-3
Conference	5-4	0-0	5-4	0-0
Non-conference	3-4	0-0	3-1	0-3

## Player	gp-gs	min	avg	Total		3-Point		F-Throw		Rebounds				pf	dq	a	to	blk	stl	pts	avg
				fg-fga	fg%	3fg-fga	3fg%	ft-fga	ft%	off	def	tot	avg								
13 Rishonda Napier	14-14	493	35.2	82-211	.389	33-89	.371	43-50	.860	7	54	61	4.4	20	0	53	38	2	25	240	17.1
00 Dyana Pierre	16-16	516	32.3	84-165	.509	0-0	.000	33-59	.559	60	120	180	11.3	48	1	13	49	24	14	201	12.6
10 Cartaesha Macklin	16-16	489	30.6	69-169	.408	11-37	.297	26-34	.765	37	34	71	4.4	37	0	61	39	2	17	175	10.9
33 Azia Washington	16-16	466	29.1	61-131	.466	12-29	.414	20-27	.741	30	77	107	6.7	43	1	11	22	5	11	154	9.6
32 Kylie Giebelhausen	16-14	431	26.9	38-111	.342	27-75	.360	8-11	.727	8	42	50	3.1	32	1	31	31	4	13	111	6.9
12 Mercedes Griffin	16-1	344	21.5	24-61	.393	3-15	.200	19-28	.679	10	14	24	1.5	25	0	17	27	4	12	70	4.4
40 Carlie Corrigan	14-1	85	6.1	11-25	.440	4-13	.308	6-6	1.000	2	5	7	0.5	7	0	6	6	0	0	32	2.3
03 Ariel Haynes	14-0	69	4.9	6-18	.333	0-3	.000	3-8	.375	6	4	10	0.7	14	0	2	4	0	2	15	1.1
35 Celina VanHyfte	12-0	75	6.3	4-15	.267	0-0	.000	4-7	.571	5	11	16	1.3	17	0	1	8	2	0	12	1.0
02 Blair Stephenson	16-2	139	8.7	5-22	.227	3-10	.300	2-3	.667	2	7	9	0.6	10	0	10	14	1	2	15	0.9
24 Kim Nebo	11-0	59	5.4	4-12	.333	0-0	.000	1-1	1.000	5	9	14	1.3	7	0	0	6	3	0	9	0.8
11 Micah Norris	3-0	8	2.7	1-3	.333	0-1	.000	0-0	.000	0	2	2	0.7	4	0	1	2	0	0	2	0.7
42 Alexis Patterson	3-0	4	1.3	1-4	.250	0-0	.000	0-1	.000	2	0	2	0.7	2	0	0	0	0	0	2	0.7
05 Hannah Shores	12-0	47	3.9	2-11	.182	1-4	.250	0-0	.000	3	6	9	0.8	2	0	1	9	0	3	5	0.4
Team																					
Southern Illinois	16	3225		392-958	.409	94-276	.341	165-235	.702	206	419	625	39.1	268	3	207	260	47	99	1043	65.2
Opponents	16	3225		400-930	.430	64-227	.282	213-298	.715	162	398	560	35.0	238	1	182	202	62	124	1077	67.3

1415COMPARISONSTATS

Date	Opponent	1st	2nd	Score	Mar	Total FG	FG Pct	3-Pointers	3FG Pct
Nov. 14	@UT Martin	44/47	43/31	87-78	+9	33-64/32-67	.516/.478	6-15/8-20	.400/.400
Nov. 22	@Wright State	29/33	21/37	50-70	(-20)	21-64/24-58	.328/.414	5-19/3-16	.263/.188
Nov. 26	Memphis	46/36	36/39	82-75	+7	32-64/29-73	.500/.397	7-17/3-16	.412/.188
Nov. 28	SEMO	37/37	41/25	78-62	+16	31-63/25-62	.492/.403	5-14/2-11	.357/.182
Nov. 30	Mercer	34/19	33/33	67-52	+15	29-70/22-66	.414/.333	5-19/1-5	.263/.200
Dec. 6	Illinois	15/57	27/29	42-86	(-44)	17-56/36-71	.304/.507	3-16/7-18	.188/.389
Dec. 13	@Austin Peay	39/35	36/30	75-65	+10	28-60/25-58	.467/.431	8-18/4-10	.444/.400
Dec. 16	Murray State	42/29	36/34	78-63	+15	34-74/25-58	.459/.431	5-15/8-20	.333/.400
Dec. 19	Oregon State	30/28	25/43	55-71	(-16)	20-53/25-52	.377/.481	3-6/3-17	.500/.176
Dec. 20	Toledo	21/21	27/43	48-64	(-16)	18-70/26-59	.257/.441	7-23/3-15	.304/.200
Dec. 30	@Morehead State	34/38	41/28	75-66	+9	29-61/23-63	.475/.365	8-20/3-10	.400/.300
Jan. 4	@Illinois State	18/25	47/31	65-56	+9	21-51/21-60	.412/.350	5-17/1-6	.294/.167
Jan. 9	@Northern Iowa	39/43	31/36	70-79	(-9)	29-60/27-57	.483/.474	1-9/8-19	.111/.421
Jan. 11	@Drake	32/42	34/39	66-81	(-15)	28-68/34-58	.412/.586	7-24/5-14	.292/.357
Jan. 16	Indiana St.	36/32	29/21	65-53	+12	21-47/20-62	.447/.323	6-14/3-13	.429/.231
Jan. 18	Evansville	29/28	29/35	58-63	(-5)	23-63/25-53	.365/.472	9-27/7-16	.333/.438
Jan. 23	@Missouri State	26/28	31/33	57-61	(-4)	24-60/21-55	.400/.382	5-20/4-12	.250/.333
Jan. 25	@Wichita State	29/43	32/37	61-80	(-19)	24-48/35-64	.500/.547	6-16/4-14	.375/.286
Jan. 30	Loyola	26/34	38/24	64-58	+6	21-56/24-61	.375/.393	4-12/4-8	.333/.500
Feb. 1	Bradley	34/23	42/36	76-59	+17	24-59/23-62	.407/.371	6-18/2-16	.333/.125
Feb. 6	Drake	39/40	42/36	81-76	+5	30-75/29-65	.400/.446	7-27/10-23	.259/.435
Feb. 8	UNI	32/37	47/38	79-75	+4	27-50/28-60	.540/.467	7-10/7-20	.700/.350
Feb. 13	@Evansville	24/26	38/27	62-53	+9	23-58/19-51	.397/.373	7-20/7-23	.350/.304
Feb. 15	@Indiana State	32/23	44/35	76-58	+18	25-52/19-59	.481/.322	8-13/3-13	.615/.231
Feb. 20	Missouri State	28/43	29/30	57-73	(-16)	20-64/29-61	.313/.475	3-18/6-14	.167/.429
Feb. 22	Wichita State	30/34	31/35	61-69	(-8)	23-48/32-61	.479/.525	9-19/2-8	.474/.250
Feb. 27	@Bradley	40/39	32/27	72-66	+6	21-48/26-56	.438/.464	7-14/1-12	.500/.083
Mar. 1	@Loyola	20/29	45/36	74-70	+4	26-61/23-56	.426/.411	9-24/1-4	.375/.250
Mar. 7	Illinois State	30/43	24/26	54-69	(-15)	22-61/30-57	.361/.526	5-19/3-7	.263/.429
Mar. 13	@UNI	23/26	27/33	50-59	(-9)	22-80/20-57	.275/.351	2-18/6-22	.111/.273

Note: Game totals are displayed in the format TEAM/OPPONENT for each category

All categories sorted SIU/OPP

Date	Opponent	Free Throws	FT Pct	Reb.	Margin	Assist	TOver	Block	Steals	Fouls
Nov. 14	@UT Martin	15-20/6-9	.750/.667	43/27	+16	17/23	17/11	5/3	6/6	12/18
Nov. 22	@Wright State	3-4/19-31	.750/.613	40/46	(-6)	9/8	17/12	1/3	6/9	23/9
Nov. 26	Memphis	11-15/14-16	.733/.875	43/36	+7	19/12	16/10	8/4	1/7	15/19
Nov. 28	SEMO	11-19/10-18	.579/.556	45/33	+12	7/9	14/13	7/3	8/12	15/18
Nov. 30	Mercer	4-8/7-10	.500/.700	44/44	-	17/5	11/14	8/1	10/8	9/12
Dec. 6	Illinois	5-12/7-11	.417/.636	34/48	(-14)	4/16	21/9	4/7	5/17	13/16
Dec. 13	@Austin Peay	11-15/11-14	.733/.786	37/33	+4	18/11	15/13	3/3	7/3	12/14
Dec. 16	Murray State	5-9/5-10	.556/.500	43/35	+8	14/9	8/16	5/5	5/4	10/11
Dec. 19	Oregon State	12-15/18-28	.800/.643	33/32	+1	11/17	18/9	2/5	1/8	22/18
Dec. 20	Toledo	5-9/9-11	.556/.818	43/42	+1	11/10	11/10	2/2	5/3	14/13
Dec. 30	@Morehead St.	9-13/17-21	.692/.810	43/34	+9	17/10	20/13	3/5	8/11	18/14
Jan. 4	@Illinois St.	18-26/13-22	.692/.591	42/40	+2	8/3	17/16	4/1	9/10	18/22
Jan. 9	@UNI	11-16/17-20	.688/.850	36/31	+5	10/18	10/6	3/3	4/4	17/10
Jan. 11	@Drake	3-5/8-11	.600/.727	37/31	+6	11/11	15/12	1/5	5/10	13/12
Jan. 16	Indiana St.	17-25/10-14	.680/.714	43/32	+11	12/8	18/11	3/1	3/9	18/18
Jan. 18	Evansville	3-6/6-10	.500/.600	42/31	+11	14/14	11/10	1/2	2/6	10/11
Jan. 23	@Missouri State	4-8/15-21	.500/.714	39/35	+4	14/8	21/15	2/4	4/12	19/16
Jan. 25	@Wichita State	7-8/6-12	.875/.500	25/33	(-8)	13/14	23/12	1/3	5/13	16/13
Jan. 30	Loyola	18-24/6-10	.750/.600	40/38	+2	12/11	12/13	6/10	1/10	12/21
Feb. 1	Bradley	22-29/11-13	.759/.846	47/32	+15	17/9	18/15	5/5	7/9	14/24
Feb. 6	Drake	14-17/8-8	.824/1.000	47/36	+11	20/20	6/10	4/3	8/3	10/18
Feb. 8	UNI	18-27/12-15	.667/.800	38/26	+12	15/16	12/6	7/3	3/7	16/22
Feb. 13	@Evansville	9-12/8-12	.750/.667	36/34	+2	15/7	12/15	3/2	8/2	12/12
Feb. 15	@Indiana St.	18-23/17-21	.783/.810	44/27	+17	14/7	25/16	6/5	12/13	18/18
Feb. 20	Missouri St.	14-21/9-13	.667/.692	38/44	(-6)	10/13	12/19	2/1	10/7	16/18
Feb. 22	Wichita St.	6-9/3-3	.667/1.000	30/26	+4	12/10	17/6	0/1	2/10	7/12
Feb. 27	@Bradley	23-30/13-15	.767/.867	30/33	(-3)	16/13	16/20	6/4	9/11	15/22
Mar. 1	@Loyola	13-23/23-32	.565/.719	40/41	(-1)	18/13	10/11	1/5	4/4	23/21
Mar. 7	Illinois St.	5-5/6-10	1.000/.600	26/41	(-15)	13/10	16/20	2/1	12/8	12/11
Mar. 13	@UNI	4-8/13-18	.500/.722	57/41	+16	5/9	13/11	4/9	6/5	16/10

Note: Game totals are displayed in the format TEAM/OPPONENT for each category



## 1415 TEAM LEADERS

Points	G	Pts	Pts/G
Rishonda Napier	27	438	16.2
Dyana Pierre	29	423	14.6
Azia Washington	30	310	10.3
Cartaesha Macklin	30	293	9.8
Kylie Giebelhausen	30	208	6.9
Mercedes Griffin	30	111	3.7
Carlie Corrigan	25	44	1.8

FG Percentage	FG	Att	Pct
Dyana Pierre	175	316	.554
Azia Washington	122	285	.428
Cartaesha Macklin	113	281	.402
Mercedes Griffin	41	103	.398
Kim Nebo	11	28	.393
Rishonda Napier	149	390	.382
Celina VanHyfte	17	46	.370

3-Point Percentage	3FG	Att	Pct
Blair Stephenson	10	23	.435
Azia Washington	26	64	.406
Rishonda Napier	60	164	.366
Kylie Giebelhausen	47	140	.336
Cartaesha Macklin	19	67	.284
Carlie Corrigan	6	25	.240
Mercedes Griffin	4	20	.200

Free Throw Percentage	FG	Att	Pct
Kim Nebo	2	2	1.000
Rishonda Napier	80	92	.870
Carlie Corrigan	8	10	.800
Cartaesha Macklin	48	60	.800
Azia Washington	40	51	.784
Kylie Giebelhausen	23	30	.767

Free Throw Attempts	G	Att	Att/G
Dyana Pierre	29	133	4.6
Rishonda Napier	27	92	3.4
Cartaesha Macklin	30	60	2.0
Azia Washington	30	51	1.7
Mercedes Griffin	30	40	1.3
Kylie Giebelhausen	30	30	1.0
Blair Stephenson	30	14	.5

Rebounds Average	G	Reb	Avg/G
Dyana Pierre	29	341	11.8
Azia Washington	30	216	7.2
Cartaesha Macklin	30	132	4.4
Rishonda Napier	27	94	3.5
Kylie Giebelhausen	30	102	3.4
Kim Nebo	20	35	1.8
Mercedes Griffin	30	41	1.4

Scoring Average	G	Pts	Avg/G
Rishonda Napier	27	438	16.2
Dyana Pierre	29	423	14.6
Azia Washington	30	310	10.3
Cartaesha Macklin	30	293	9.8
Kylie Giebelhausen	30	208	6.9
Mercedes Griffin	30	111	3.7
Carlie Corrigan	25	44	1.8

Field Goal Attempts	G	Att	Att/G
Rishonda Napier	27	390	14.4
Dyana Pierre	29	316	10.9
Azia Washington	30	285	9.5
Cartaesha Macklin	30	281	9.4
Kylie Giebelhausen	30	198	6.6
Mercedes Griffin	30	103	3.4
Carlie Corrigan	25	48	1.9

Field Goals Made	G	Made	Made/G
Dyana Pierre	29	175	6.0
Rishonda Napier	27	149	5.5
Azia Washington	30	122	4.1
Cartaesha Macklin	30	113	3.8
Kylie Giebelhausen	30	69	2.3
Mercedes Griffin	30	41	1.4
Celina VanHyfte	23	17	.7

3-Point FG Attempts	G	Att	Att/G
Rishonda Napier	27	164	6.1
Kylie Giebelhausen	30	140	4.7
Cartaesha Macklin	30	67	2.2
Azia Washington	30	64	2.1
Carlie Corrigan	25	25	1.0
Blair Stephenson	30	23	.8
Mercedes Griffin	30	20	.7

3-Point FG Made	G	Made	Made/G
Rishonda Napier	27	60	2.2
Kylie Giebelhausen	30	47	1.6
Azia Washington	30	26	.9
Cartaesha Macklin	30	19	.6
Blair Stephenson	30	10	.3
Carlie Corrigan	25	6	.2
Mercedes Griffin	30	4	.1

Rebounds	G	Reb	Reb/G
Dyana Pierre	29	341	11.8
Azia Washington	30	216	7.2
Cartaesha Macklin	30	132	4.4
Kylie Giebelhausen	30	102	3.4
Rishonda Napier	27	94	3.5
Mercedes Griffin	30	41	1.4
Kim Nebo	20	35	1.8

1415 TEAM LEADERS

Fouls	G	NO.	Per/G
Dyana Pierre	29	81	2.8
Azia Washington	30	69	2.3
Cartaesha Macklin	30	68	2.3
Kylie Giebelhausen	30	53	1.8
Mercedes Griffin	30	49	1.6
Rishonda Napier	27	29	1.1

Fouls out	G	NO.
Azia Washington	30	1
Kylie Giebelhausen	30	1
Dyana Pierre	29	1

Blocked Shots	G	NO.	Blk/G
Dyana Pierre	29	39	1.3
Kylie Giebelhausen	30	30	1.0
Mercedes Griffin	30	11	.4
Azia Washington	30	9	.3
Celina VanHyfte	23	7	.3
Kim Nebo	20	4	.2
Rishonda Napier	27	3	.1

Minutes	G	NO.	Min/G
Dyana Pierre	29	924	31.9
Rishonda Napier	27	916	33.9
Cartaesha Macklin	30	890	29.7
Azia Washington	30	870	29.0
Kylie Giebelhausen	30	830	27.7
Mercedes Griffin	30	625	20.8
Blair Stephenson	30	270	9.0

Off. Rebounds	G	NO.	Avg/G
Dyana Pierre	29	126	4.3
Azia Washington	30	65	2.2
Cartaesha Macklin	30	65	2.2
Kylie Giebelhausen	30	20	.7
Mercedes Griffin	30	16	.5
Rishonda Napier	27	14	.5
Kim Nebo	20	12	.6

Defensive Rebounds	G	NO.	Avg/G
Dyana Pierre	29	215	7.4
Azia Washington	30	151	5.0
Kylie Giebelhausen	30	82	2.7
Rishonda Napier	27	80	3.0
Cartaesha Macklin	30	67	2.2
Mercedes Griffin	30	25	.8
Kim Nebo	20	23	1.2

Assists	G	NO.	Ast/G
Cartaesha Macklin	30	108	3.6
Rishonda Napier	27	90	3.3
Kylie Giebelhausen	30	65	2.2
Mercedes Griffin	30	41	1.4
Dyana Pierre	29	29	1.0
Blair Stephenson	30	19	.6
Azia Washington	30	17	.6

Steals	G	NO.	Stl/G
Rishonda Napier	27	36	1.3
Cartaesha Macklin	30	31	1.0
Dyana Pierre	29	22	.8
Mercedes Griffin	30	22	.7
Azia Washington	30	21	.7
Kylie Giebelhausen	30	21	.7

Turnovers	G	NO.	To/G
Dyana Pierre	29	73	2.5
Rishonda Napier	27	70	2.6
Cartaesha Macklin	30	69	2.3
Kylie Giebelhausen	30	56	1.9
Mercedes Griffin	30	49	1.6
Azia Washington	30	39	1.3
Blair Stephenson	30	26	.9



## 1415 GAME LEADERS

Opponent	Date	Score	Points	Rebounds	Assists	Steals	Blocks
at UT Martin	11/14/14	87-78	(20)Rishonda Napier	(11)Dyana Pierre	(4)Rishonda Napier	(2)Rishonda Napier (2)Cartaesha Macklin	(2)Dyana Pierre
at Wright State	11/22/14	50-70	(20)Rishonda Napier	(13)Dyana Pierre	(2)Rishonda Napier (2)Mercedes Griffin	(3)Cartaesha Macklin	(1)Celina VanHyfte
Memphis	11/26/14	82-75	(23)Dyana Pierre	(15)Dyana Pierre	(7)Rishonda Napier	(1)Cartaesha Macklin	(5)Kylie Giebelhausen
SEMO	11/28/14	78-62	(21)Rishonda Napier	(11)Azia Washington	(2)Kylie Giebelhausen	(2)Rishonda Napier	(5)Kylie Giebelhausen
Mercer	11/30/14	67-52	(20)Dyana Pierre	(10)Dyana Pierre	(5)Cartaesha Macklin	(3)Cartaesha Macklin	(2)Celina VanHyfte (2)Kylie Giebelhausen
Illinois	12/06/14	42-86	(18)Rishonda Napier	(7)Dyana Pierre (7)Azia Washington	(1)Blair Stephenson (1)Rishonda Napier (1)Dyana Pierre (1)Mercedes Griffin	(3)Micah Norris	(2)Kylie Giebelhausen
at Austin Peay	12/13/14	75-65	(18)Dyana Pierre	(15)Dyana Pierre	(6)Rishonda Napier	(2)K. Giebelhausen (2)Cartaesha Macklin	(1)Dyana Pierre (1)Azia Washington (1)Kylie Giebelhausen
Murray St.	12/16/14	78-63	(31)Dyana Pierre	(11)Azia Washington (11)Dyana Pierre	(4)Rishonda Napier (4)Mercedes Griffin	(2)Rishonda Napier	(3)Dyana Pierre
vs Oregon St.	12/19/14	55-71	(13)Cartaesha Macklin	(9)Dyana Pierre	(4)Cartaesha Macklin	(1)Cartaesha Macklin	(1)Dyana Pierre (1)Kylie Giebelhausen
vs Toledo	12/20/14	48-64	(15)Rishonda Napier	(9)Dyana Pierre	(3)Kylie Giebelhausen	(2)Rishonda Napier	(2)Kim Nebo
at Morehead St.	12/30/14	75-66	(20)Rishonda Napier	(13)Dyana Pierre	(5)Rishonda Napier	(2)K. Giebelhausen	(1)Dyana Pierre (1)Azia Washington (1)Kim Nebo
at Illinois State	01/04/15	65-56	(26)Rishonda Napier	(8)Dyana Pierre	(3)Kylie Giebelhausen	(3)Mercedes Griffin (3)Rishonda Napier	(1)Celina VanHyfte (1)Azia Washington (1)Dyana Pierre (1)Mercedes Griffin
at UNI	01/09/15	70-79	(24)Dyana Pierre	(10)Azia Washington	(2)Azia Washington (2)Dyana Pierre (2)Rishonda Napier (2)Cartaesha Macklin	(2)Rishonda Napier	(1)Dyana Pierre (1)Rishonda Napier (1)Kylie Giebelhausen
at Drake	01/11/15	66-81	(21)Cartaesha Macklin	(11)Cartaesha Macklin	(5)Rishonda Napier	(2)Dyana Pierre	(1)Dyana Pierre
Indiana St.	01/16/15	65-53	(16)Azia Washington	(15)Dyana Pierre	(4)Rishonda Napier	(1)Cartaesha Macklin (1)Dyana Pierre (1)Rishonda Napier	(2)Kylie Giebelhausen
Evansville	01/18/15	58-63	(16)Azia Washington	(16)Azia Washington	(4)Mercedes Griffin	(1)Azia Washington (1)Kylie Giebelhausen	(1)Mercedes Griffin
at Missouri St.	01/23/15	57-61	(16)Kylie Giebelhausen	(13)Dyana Pierre	(8)Cartaesha Macklin	(1)Azia Washington (1)Dyana Pierre (1)Cartaesha Macklin (1)Kylie Giebelhausen	(1)Dyana Pierre (1)Blair Stephenson
at Wichita St.	01/25/15	61-80	(21)Dyana Pierre	(7)Dyana Pierre	(7)Cartaesha Macklin	(2)Kylie Giebelhausen	(1)Dyana Pierre
Loyola	01/30/15	64-58	(18)Dyana Pierre	(18)Dyana Pierre	(5)Cartaesha Macklin	(1)Dyana Pierre	(3)Dyana Pierre
Bradley	02/01/15	76-59	(18)Azia Washington (18)Rishonda Napier	(16)Dyana Pierre	(6)Kylie Giebelhausen	(2)Rishonda Napier (2)Dyana Pierre	(3)Kylie Giebelhausen
Drake	02/06/15	81-76	(30)Rishonda Napier	(14)Dyana Pierre	(7)Cartaesha Macklin	(4)Azia Washington	(2)Mercedes Griffin
UNI	02/08/15	79-75	(26)Dyana Pierre	(21)Dyana Pierre	(5)Cartaesha Macklin	(1)Rishonda Napier (1)Azia Washington (1)Kylie Giebelhausen	(4)Kylie Giebelhausen
at Evansville	02/13/15	62-53	(15)Kylie Giebelhausen	(15)Dyana Pierre	(6)Rishonda Napier	(3)Mercedes Griffin (3)Rishonda Napier	(2)Dyana Pierre
at Indiana St.	02/15/15	76-58	(23)Rishonda Napier	(15)Dyana Pierre	(8)Rishonda Napier	(6)Rishonda Napier	(5)Dyana Pierre
Missouri St.	02/20/15	57-73	(17)Dyana Pierre	(7)Azia Washington	(3)Cartaesha Macklin	(3)Mercedes Griffin	(1)Rishonda Napier (1)Celina VanHyfte
Wichita St.	02/22/15	61-69	(16)Rishonda Napier (16)Dyana Pierre	(10)Dyana Pierre	(4)Kylie Giebelhausen (1)Kylie Giebelhausen	(1)Cartaesha Macklin	None
at Bradley	02/27/15	72-66	(25)Cartaesha Macklin	(13)Dyana Pierre (6)Rishonda Napier	(6)Cartaesha Macklin (3)Dyana Pierre	(3)Azia Washington	(4)Dyana Pierre
at Loyola	03/01/15	74-70	(20)Rishonda Napier	(8)Kylie Giebelhausen	(7)Cartaesha Macklin	(1) 4 Players	(1)Dyana Pierre
Illinois St.	03/07/15	54-69	(13)Azia Washington	(7)Azia Washington	(5)Cartaesha Macklin	(2)Kylie Giebelhausen (2)Celina VanHyfte (2)Azia Washington (2)Cartaesha Macklin (2)Mercedes Griffin	(1)Kylie Giebelhausen (1)Ariel Haynes
vs UNI	03/13/15	50-59	(18)Dyana Pierre	(21)Dyana Pierre	(3)Cartaesha Macklin	(2)Kylie Giebelhausen (2)Mercedes Griffin	(2)Dyana Pierre

## 1415 TEAM HIGHS

## Southern Illinois Highs

Points	82	vs. Memphis (11/26/14)
Field Goals Made	33	at UT Martin (11/14/14)
Field Goal Attempts	75	vs. Drake (02/06/15)
Field Goal Percentage	.516	at UT Martin (11/14/14)
3-PT Field Goals Made	8	at Austin Peay (12/13/14)
3-PT Field Goals Attempted	24	at Loyola Chicago (03/01/15)
3-PT Field Goal Percentage	.615	at Indiana State (02/15/15)
Free Throws Made	22	vs. Bradley (02/01/15)
Free Throws Attempts	29	vs. Bradley (02/01/15)
Free Throw Percentage	.875	at Wichita State (01/25/15)
Rebounds	47	vs. Bradley (02/01/15)
Assists	19	vs. Memphis (11/26/14)
Steals	10	vs. Mercer (11/30/14)
Blocked Shots	7	vs. Southeast Missouri St. (11/28/14)
Turnovers	23	at Wichita State (01/25/15)
Fouls	22	vs. Oregon State (12/19/14)

## Southern Illinois Lows

Points	48	vs. Toledo (12/20/14)
Field Goals Made	18	vs. Toledo (12/20/14)
Field Goal Attempts	48	vs. Wichita State (02/22/15)
Field Goal Percentage	.275	vs. UNI (03/13/15)
3 PT Field Goals Made	2	vs. UNI (03/13/15)
3 PT Field Goals Attempted	9	at UNI (01/09/15)
3 PT Field Goal Percentage	.167	vs. Missouri State (02/20/15)
Free Throws Made	4	vs. UNI (03/13/15)
Free Throws Attempts	5	vs. Illinois State (03/07/15)
Free Throw Percentage	.500	at Missouri State (01/23/15)
Rebounds	26	vs. Illinois State (03/07/15)
Assists	5	vs. UNI (03/13/15)
Steals	2	vs. Evansville (01/18/15)
Blocked Shots	0	vs. Wichita State (02/22/15)
Turnovers	8	vs. Murray State (12/16/14)
Fouls	9	vs. Mercer (11/30/14)

## Opponent Highs

Points	81	at Drake University (01/11/15)
Field Goals Made	35	at Wichita State (01/25/15)
Field Goal Attempts	71	vs. Illinois (12/06/14)
Field Goal Percentage	.547	at Wichita State (01/25/15)
3 PT Field Goals Made	8	at UT Martin (11/14/14)
3 PT Field Goals Attempted	22	vs. UNI (03/13/15)
3 PT Field Goal Percentage	.438	vs. Evansville (01/18/15)
Free Throws Made	19	at Wright State (11/22/14)
Free Throws Attempts	31	at Wright State (11/22/14)
Free Throw Percentage	.875	vs. Memphis (11/26/14)
Rebounds	46	at Wright State (11/22/14)
Assists	20	vs. Drake University (02/06/15)
Steals	13	at Indiana State (02/15/15)
Blocked Shots	9	vs. UNI (03/13/15)
Turnovers	19	vs. Missouri State (02/20/15)
Fouls	22	at Bradley (02/27/15)

## Opponent Lows

Points	53	vs. Indiana State (01/16/15)
Field Goals Made	20	vs. Indiana State (01/16/15)
Field Goal Attempts	52	vs. Oregon State (12/19/14)
Field Goal Percentage	.323	vs. Indiana State (01/16/15)
3 PT Field Goals Made	2	vs. Bradley (02/01/15)
3 PT Field Goals Attempted	5	vs. Mercer (11/30/14)
3 PT Field Goal Percentage	.125	vs. Bradley (02/01/15)
Free Throws Made	5	vs. Murray State (12/16/14)
Free Throws Attempts	8	vs. Drake University (02/06/15)
Free Throw Percentage	.556	vs. SEMO (11/28/14)
Rebounds	27	at Indiana State (02/15/15)
Assists	5	vs. Mercer (11/30/14)
Steals	3	vs. Toledo (12/20/14)
Blocked Shots	2	vs. Toledo (12/20/14)
Turnovers	9	vs. Illinois (12/06/14)
Fouls	10	vs. UNI (03/13/15)

## 1415 INDIVIDUAL HIGHS

## Southern Illinois Highs

Points	31	Dyana Pierre vs. Murray State (12/16/14)
FG Made	14	Dyana Pierre vs. Murray State (12/16/14)
FG Attempted	21	Rishonda Napier vs. Drake (02/06/15)
FG Percentage*	1.000	Dyana Pierre vs. Murray State (12/16/14)
3-PT FG Made	5	3x, last by Kylie Giebelhausen at Evansville (02/13/15)
3-PT FG Attempted	13	Rishonda Napier vs. Drake (02/06/15)
3-Pt FG %^	1.000	3x, last by Rishonda Napier at INS (02/15/15)
FT Made	11	Rishonda Napier at Illinois State (01/04/15)
FT Attempted	13	Rishonda Napier at Illinois State (01/04/15)
Rebounds	21	2x, last by Dyana Pierre vs. UNI (03/13/15)
Assists	8	2x, last by Rishonda Napier at INS (02/15/15)
Steals	6	Rishonda Napier at INS (02/15/15)
Blocked Shots	5	3x, last by Dyana Pierre at INS (02/15/15)
Turnovers	8	Rishonda Napier at INS (02/15/15)

\* Minimum 5 made

^ Minimum 2 made

## Opponent Highs

Points	36	Taylor Manuel at Loyola Chicago (03/01/15)
FG Made	13	Ashia Jones at UT Martin (11/14/14)
FG Att.	22	2x, last by Sara Dickey at Evansville (02/13/15)
FG Percentage*	.833	3x, last by Alyssa Johnson vs. UNI (02/08/15)
3-PT FG Made	5	2x, last by Lizzy Wendell vs. Drake (02/06/15)
3-PT FG Attempted	11	4x, last by Amber Sorenson vs. UNI (03/13/15)
3-Pt FG %^	1.000	4x, last by Chelsea Small at INS (02/15/15)
FT Made	14	Taylor Manuel at Loyola Chicago (03/01/15)
FT Attempted	20	Taylor Manuel at Loyola Chicago (03/01/15)
Rebounds	17	Taylor Manuel vs. Loyola Chicago (01/30/15)
Assists	15	Caitlin Ingle vs. Drake (02/06/15)
Steals	4	5x, last by Octavia Crump vs. ILS (03/07/15)
Blocked Shots	4	2x, last by Alyssa Johnson vs UNI (03/13/15)
Turnovers	7	Taylor Stewart vs. ILS (03/07/15)

\* Minimum 5 made

^ Minimum 2 made



## GAME ONE

## GAME TWO

Official Box Score -- Game Totals -- Final Statistics  
 Southern Illinois vs. UT Martin  
 11/14/2014 6:33 p.m. at Elam Center, Martin, Tenn.

#	Player	Total		3-Ptr		Rebounds			PF	TP	A	TO	Blk	Stl	Min	
		FG-FGA	FG-FGA	FT-FTA	Off	Def	Tot									
00	Dyana Pierre	7-10	0-0	2-4	4	7	11	3	16	0	3	2	1	37		
02	Blair Stephenson	0-1	0-0	0-0	0	0	0	0	0	0	3	0	0	7		
10	Cartaehsa Macklin	6-10	0-1	1-2	3	4	7	4	13	3	6	1	2	28		
11	Micah Norris	0-0	0-0	0-0	0	0	0	0	0	0	0	0	0	1		
12	Mercedes Griffin	4-6	1-2	6-7	0	1	1	15	15	1	1	0	0	21		
13	Rishonda Napier	6-15	2-4	6-6	0	5	5	2	20	4	4	0	2	32		
24	Kim Nebo	0-0	0-0	0-0	0	0	0	0	0	1	0	1	0	1		
32	Kylie Giebelhausen	2-7	1-4	0-0	0	3	3	0	5	2	1	1	1	25		
33	Azia Washington	5-7	1-1	0-0	0	5	5	1	11	1	0	1	0	30		
40	Carlie Corrigan	2-6	1-3	0-0	1	3	4	0	5	3	1	0	0	17		
42	Alexus Patterson	1-2	0-0	0-1	2	0	2	1	2	0	0	0	0	1		
TEAM						2		3		5						
Totals		33-64	6-15	15-20	12	31	43	12	87	17	17	5	6	200		
FG % 1st Half: 19-36		52.8%	2nd Half: 14-28		50.0%	Game: 33-64		51.6%	Deadball							
3FG % 1st Half: 3-8		37.5%	2nd Half: 3-7		42.9%	Game: 6-15		40.0%	Rebounds							
FT % 1st Half: 3-7		42.9%	2nd Half: 12-13		92.3%	Game: 15-20		75.0%	0,1							

#	Player	Total		3-Ptr		Rebounds			PF	TP	A	TO	Blk	Stl	Min	
		FG-FGA	FG-FGA	FT-FTA	Off	Def	Tot									
03	Shai WARFIELD-CROSS	3-11	0-2	0-0	0	0	0	3	6	6	3	0	2	37		
04	Danielle WOOLFOLK	3-6	1-1	0-0	0	1	1	2	7	3	0	0	1	11		
14	Chelsea ROBERTS	0-0	0-0	0-0	0	0	0	0	0	0	0	0	0	1		
20	Katie SCHUBERT	3-5	3-4	1-2	1	3	4	2	10	3	1	0	0	34		
21	Jessy WARD	7-14	3-7	2-2	0	4	4	1	19	6	3	0	1	35		
23	Haley HOWARD	2-7	1-4	0-0	1	2	3	3	5	1	1	1	0	25		
34	Ashia JONES	13-18	0-0	3-5	4	7	11	3	29	3	2	0	2	36		
35	Karisma TYSON	0-3	0-0	0-0	0	1	1	0	0	1	1	1	0	9		
42	Monique JACKSON	1-3	0-0	0-0	0	2	2	4	2	0	0	1	0	12		
TEAM						0		1		1						
Totals		32-67	8-20	6-9	6	21	27	18	78	23	11	3	6	200		
FG % 1st Half: 18-32		56.3%	2nd Half: 14-35		40.0%	Game: 32-67		47.8%	Deadball							
3FG % 1st Half: 6-9		66.7%	2nd Half: 1-11		18.2%	Game: 8-20		40.0%	Rebounds							
FT % 1st Half: 5-6		83.3%	2nd Half: 1-3		33.3%	Game: 6-9		66.7%	0,2							

Officials: Bobby Deavers, Jennyfer Imanuel, Bryan Nichols  
 Technical Fouls: Southern Illinois-None, UT Martin-None.  
 Elam Center, Martin, Tenn. Attendance: 1853

Score by Period	1st	2nd	Total
Southern Illinois	44	43	87
UT Martin	47	31	78

Last FG - Southern Illinois 2nd-02:29, UT Martin 2nd-00:16.  
 Largest lead - Southern Illinois by 11 2nd-01:31, UT Martin by 7 1st-17:29

Score Tied - 5 times  
 Lead Changed - 3 times

Official Box Score -- Game Totals -- Final Statistics  
 Southern Illinois vs. Wright State  
 11/22/2014 2:00 p.m. at C.J. McLin Gymnasium

#	Player	Total		3-Ptr		Rebounds			PF	TP	A	TO	Blk	Stl	Min	
		FG-FGA	FG-FGA	FT-FTA	Off	Def	Tot									
00	Dyana Pierre	2-11	0-0	0-0	3	10	13	3	4	1	2	0	0	30		
02	Blair Stephenson	0-2	0-1	0-0	0	0	0	0	0	0	0	2	0	12		
03	Ariel Haynes	0-1	0-0	0-0	0	0	0	1	0	0	0	0	0	4		
05	Hannah Shores	0-1	0-1	0-0	0	0	0	0	0	0	0	0	0	5		
10	Cartaehsa Macklin	2-7	0-1	0-0	6	0	6	3	4	1	4	0	3	27		
11	Micah Norris	1-2	0-1	0-0	0	1	1	3	2	1	1	0	0	5		
12	Mercedes Griffin	1-5	0-1	0-0	0	1	1	3	2	1	0	0	0	24		
13	Rishonda Napier	9-19	2-6	0-0	0	4	4	3	20	2	2	0	2	31		
24	Kim Nebo	0-0	0-0	0-0	0	2	2	0	0	0	1	0	0	5		
32	Kylie Giebelhausen	1-5	1-5	0-0	1	4	5	0	3	0	1	0	0	17		
33	Azia Washington	5-9	2-3	1-2	0	1	1	3	13	1	0	0	1	22		
35	Celina VanHyfte	0-1	0-0	2-2	0	3	3	2	2	0	1	1	0	10		
40	Carlie Corrigan	0-1	0-0	0-0	0	0	0	2	0	0	1	0	0	8		
TEAM						2		2		4						
Totals		21-64	5-19	3-4	12	28	40	23	50	9	17	1	6	200		
FG % 1st Half: 13-34		38.2%	2nd Half: 8-30		26.7%	Game: 21-64		32.8%	Deadball							
3FG % 1st Half: 3-10		30.0%	2nd Half: 2-9		22.2%	Game: 5-19		26.3%	Rebounds							
FT % 1st Half: 0-0		.0%	2nd Half: 3-4		75.0%	Game: 3-4		75.0%	0							

#	Player	Total		3-Ptr		Rebounds			PF	TP	A	TO	Blk	Stl	Min	
		FG-FGA	FG-FGA	FT-FTA	Off	Def	Tot									
05	Ciara PATTERSON	0-3	0-3	0-0	0	0	0	0	0	0	0	0	0	12		
10	JJ WILLIAMS	2-5	0-2	3-8	0	2	2	0	7	0	0	0	0	13		
14	Taylor MINGO	8-13	0-1	8-11	2	6	8	2	24	2	4	0	3	35		
15	Symone DENHAM	3-7	0-1	0-0	0	6	6	1	6	2	1	0	1	24		
20	Kendy HINTON	0-0	0-0	0-0	0	1	1	0	0	0	1	0	2	5		
21	Taylor STANTON	2-5	0-0	0-0	1	4	4	8	2	5	0	3	2	27		
22	Riche Van der KEIJL	2-3	0-0	0-0	0	0	0	2	4	0	2	0	1	9		
23	Courtney BOYD	6-16	2-7	0-0	2	7	9	1	14	2	0	1	1	32		
25	Lexi SMITH	0-0	0-0	1-2	0	0	0	0	1	0	0	0	0	4		
32	Breanna STUCKE	1-6	1-2	6-6	3	3	6	1	9	2	1	0	0	39		
TEAM						3		3		6						
Totals		24-58	3-16	19-31	14	32	46	9	70	8	12	3	9	200		
FG % 1st Half: 12-30		40.0%	2nd Half: 12-28		42.9%	Game: 24-58		41.4%	Deadball							
3FG % 1st Half: 2-8		25.0%	2nd Half: 1-8		12.5%	Game: 3-16		18.8%	Rebounds							
FT % 1st Half: 7-9		77.8%	2nd Half: 12-22		54.5%	Game: 19-31		61.3%	4							

Officials: Carol Comanita, Brandon Brees and Kayla Carter  
 Technical Fouls: Southern Illinois-None, Wright State-None.  
 C.J. McLin Gymnasium Attendance: 527

Score by Period	1st	2nd	Total
Southern Illinois	29	21	50
Wright State	33	37	70

Last FG - Southern Illinois 2nd-00:10, Wright State 2nd-02:01.  
 Largest lead - Southern Illinois by 2 1st-19:17, Wright State by 22 2nd-00:29

Score Tied - 2 times  
 Lead Changed - 1 times

## GAME THREE

## GAME FOUR

Official Box Score -- Game Totals -- Final Statistics  
 Memphis vs. Southern Illinois  
 11/26/2014 6:05 p.m. at Carbondale, IL

#	Player	Total		3-Ptr		Rebounds			PF	TP	A	TO	Blk	Stl	Min	
		FG-FGA	FG-FGA	FT-FTA	Off	Def	Tot									
01	Breigha Wilder-Cochran	2-9	0-1	4-4	0	3	3	3	8	4	2	1	0	27		
03	Taylor Williams	2-5	0-1	0-0	0	2	2	2	4	1	1	0	0	22		
04	Ariel Hearn	9-22	2-9	3-4	0	3	3	4	23	2	2	0	0	35		
05	Brea Elmore	1-2	0-1	0-0	0	0	0	0	2	2	1	0	6			
10	Cheyenne Creighton	3-3	0-0	1-1	4	2	6	1	7	0	0	0	1	21		
21	Aslana Fugua-Bey	4-6	0-0	2-2	3	3	6	3	10	1	1	1	2	20		
22	Brianna Wright	0-4	0-0	0-0	1	0	1	2	0	0	1	1	2	16		
24	Mooriah Rowser	6-17	0-2	3-3	6	4	10	1	13	2	0	0	1	33		
32	Courtney Powell	1-2	0-0	1-2	2	1	3	2	3	0	1	0	0	11		
40	Damonique Miller	2-3	1-2	0-0	0	0	0	1	5	0	1	0	0	9		
TEAM						1		1		2						
Totals		29-73	3-16	14-16	17	19	36	19	75	12	10	4	7	200		
FG % 1st Half: 15-29		51.7%	2nd Half: 14-44		31.8%	Game: 29-73		39.7%	Deadball							
3FG % 1st Half: 2-5		40.0%	2nd Half: 1-11		9.1%	Game: 3-16		18.8%	Rebounds							
FT % 1st Half: 4-5		80.0%	2nd Half: 10-11		90.9%	Game: 14-16		87.5%	1							

#	Player	Total		3-Ptr		Rebounds			PF	TP	A	TO	Blk	Stl	Min
		FG-FGA	FG-FGA	FT-FTA	Off	Def	Tot								
00	Dyana Pierre	10-13	0-0	3-4	5	10	15	2	23	1	2	2	0	38	
02	Blair Stephenson	0-0	0-0	0-2	0	1	1	2	0	1	0	0	0	9	
03	Ariel Haynes	0-0	0-0	0-0	0	0	0	0	0	0	0	0	0	1	
10	Cartaehsa Macklin	4-7	1-1	0-0	5	0	5	1	9	5	3	0	1	32	
11	Micah Norris	0-0	0-0	0-0	0	0	0	0	0	0	0	0	0	1	
12	Mercedes Griffin	1-2	0-1	1-2	0	2	2	2	3	0	3	1	0	22	
13	Rishonda Napier	5-17	1-4	6-6	0	4	4	4	17	7	5	0	0	37	
24	Kim Nebo	0-0	0-0	0-0	0	0	0	0	0	0	0	0	0	1	
32	Kylie Giebelhausen	4-8	1-5	1-1	1	3	4	3	10	5	0	5	0	26	
33	Azia Washington	7-15	4-6	0-0	1	6	7	1	18	0	2	0	0	29	
35	Celina VanHyfte	1-2	0-0	0-0	1	0	1	0	2	0	0	0	0	4	
TEAM						2		2		4					
Totals		32-64	7-17	11-15	15	28	43	15	82	19	16	8	1	200	
FG % 1st Half: 20-4															

## GAME FIVE

## GAME SIX

Official Box Score -- Game Totals -- Final Statistics

Mercer vs. Southern Illinois  
11/30/2014 1:05 p.m. at Carbondale, IL

#	Player	G	Total			3-Ptr			Rebounds			PF	TP	A	TO	Blk	Stl	Min
			FG	FGA	FT	FTA	Off	Def	Total	Off	Def							
02	Briana Williams	G	3	7	0	0	0	1	1	0	6	0	0	0	0	0	14	
04	Alicia Williams	G	5	14	0	1	3	4	2	13	2	0	0	0	0	31		
05	Brienne Broadway		2	1	0	0	4	1	0	1	0	0	0	0	0	9		
12	Sydni Means		3	5	0	0	1	0	1	2	6	0	2	0	1	10		
15	Madi Mitchell		4	0	0	0	3	3	6	0	0	0	2	0	1	17		
22	Alex Williams		2	3	0	0	2	7	9	4	4	0	3	0	3	36		
23	Kayla Potts		1	2	0	0	1	2	0	2	0	0	0	0	1	4		
24	Kahlia Lawrence	G	3	14	1	3	2	3	5	2	7	0	3	0	1	30		
33	Precious Bridges	G	4	13	0	2	4	6	1	8	2	4	0	0	0	31		
44	Teanna Robinson	C	1	3	0	0	4	1	5	1	2	1	0	1	1	18		
TEAM			3	1	4	0	3	1	4	1	5	2	1	0	1	1	18	
Totals			22	66	1	5	7	10	20	24	44	12	52	5	14	1	8	200

FG % 1st Half: 9-33 27.3% 2nd Half: 13-33 39.4% Game: 22-66 33.3% Deadball Rebounds 2  
 3FG % 1st Half: 1-5 20.0% 2nd Half: 0-0 .0% Game: 1-5 20.0%  
 FT % 1st Half: 0-2 .0% 2nd Half: 7-8 87.5% Game: 7-10 70.0%

Southern Illinois 67 (4-1, 0-0 MVC)

#	Player	G	Total			3-Ptr			Rebounds			PF	TP	A	TO	Blk	Stl	Min
			FG	FGA	FT	FTA	Off	Def	Total	Off	Def							
00	Dyana Pierre	F	10	17	0	0	4	6	10	1	20	1	2	1	0	0	26	
02	Blair Stephenson		2	2	2	0	0	2	2	3	6	1	0	0	0	0	19	
05	Hannah Shores		1	4	0	0	1	0	1	0	2	0	0	0	0	7		
10	Cartaasha Macklin	G	3	8	0	1	3	3	6	1	7	5	0	1	2	9		
11	Micah Norris		0	0	0	0	1	2	0	0	1	5	1	2	9			
12	Mercedes Griffin		2	3	0	0	0	1	1	4	3	0	0	1	1	17		
13	Rishonda Napier	G	6	13	2	5	0	1	1	0	14	4	0	0	1	25		
24	Kim Nebo		1	1	0	0	0	4	4	0	2	0	1	1	0	11		
32	Kylie Giebelhausen	G	1	5	1	5	1	4	5	1	5	1	2	1	2	27		
33	Azia Washington	F	0	3	0	1	3	0	3	1	1	0	2	0	0	9		
35	Celina VanHyfte		2	7	0	0	1	0	1	0	4	0	0	2	1	11		
40	Carlie Corrigan		1	6	0	0	1	1	2	1	2	1	0	0	1	12		
42	Alexus Patterson		0	1	0	0	0	1	1	0	0	0	0	0	0	3		
TEAM			1	4	1	5	4	1	5	4	1	5	4	1	5	4	1	18
Totals			29	70	5	19	25	44	9	67	17	11	8	10	8	10	200	

FG % 1st Half: 15-34 44.1% 2nd Half: 14-36 38.9% Game: 29-70 41.4% Deadball Rebounds 2  
 3FG % 1st Half: 3-11 27.3% 2nd Half: 2-8 25.0% Game: 5-19 26.3%  
 FT % 1st Half: 1-2 50.0% 2nd Half: 7-8 87.5% Game: 8-10 80.0%

Officials: Greg Small, David Stewart, Kayla Carter  
 Technical Fouls: Mercer-None, Southern Illinois-None.  
 SIU Arena, Carbondale, IL Attendance: 536

Score by Period	1st	2nd	Total
Mercer	19	33	52
Southern Illinois	34	33	67

Last FG - Mercer 2nd-00:41, Southern Illinois 2nd-00:14.  
 Largest lead - Mercer by 1 1st-17:15, Southern Illinois by 23 2nd-05:42

Points	In	Off	2nd	Fast	Bench
MER	Paint	T/O	Chance	Break	
34	10	8	12	16	20
42	18	8	8	8	16

Official Box Score -- Game Totals -- Final Statistics

Illinois vs. Southern Illinois  
12/6/2014 2:05 p.m. at Carbondale, IL

#	Player	G	Total			3-Ptr			Rebounds			PF	TP	A	TO	Blk	Stl	Min
			FG	FGA	FT	FTA	Off	Def	Total	Off	Def							
00	Sarah Hartwell		1	2	0	0	0	1	1	3	2	2	0	0	2	7		
02	Taylor Gleason		1	2	0	0	2	3	5	0	2	1	2	0	1	7		
03	Taylor Tuck		2	7	0	1	0	2	2	4	0	0	2	4	0	14		
05	Nia Oden		1	1	0	0	0	1	1	2	0	0	1	0	6			
10	Amarah Coleman		2	5	0	0	0	2	2	2	4	4	0	0	3	15		
12	Ashley McConnell		1	1	1	1	0	0	0	1	3	0	1	0	0	15		
15	Kyle Simmons	G	2	4	1	3	0	2	2	1	5	3	1	0	2	22		
20	Brittany Carter	G	3	7	1	2	3	4	5	2	10	2	0	0	3	25		
21	Brooke Kissinger		2	8	1	5	0	1	1	5	0	1	0	1	0	12		
22	Ivory Crawford	G	9	14	1	3	2	3	4	7	11	3	1	0	3	25		
25	Kennedy Cattenhead		2	3	0	0	1	2	3	0	4	1	1	0	1	11		
32	Chatrice White	G	9	14	2	2	1	1	4	5	0	21	0	0	4	25		
34	Jacqui Grant	F	1	3	0	1	2	2	1	3	2	3	2	0	1	16		
TEAM			3	4	7	3	4	7	3	4	7	3	4	7	3	4	7	
Totals			36	71	7	11	16	32	48	16	86	16	9	7	17	200		

FG % 1st Half: 24-41 58.5% 2nd Half: 12-30 40.0% Game: 36-71 50.7% Deadball Rebounds 2  
 3FG % 1st Half: 4-10 40.0% 2nd Half: 3-8 37.5% Game: 7-18 38.9%  
 FT % 1st Half: 5-6 83.3% 2nd Half: 2-5 40.0% Game: 7-11 63.6%

Southern Illinois 42 (4-0, 0-0 MVC)

#	Player	G	Total			3-Ptr			Rebounds			PF	TP	A	TO	Blk	Stl	Min
			FG	FGA	FT	FTA	Off	Def	Total	Off	Def							
00	Dyana Pierre	F	3	7	0	1	2	5	7	1	7	1	0	1	0	0	25	
02	Blair Stephenson		2	6	0	0	1	0	1	0	4	1	3	0	0	17		
05	Hannah Shores		0	3	0	0	1	2	0	0	0	1	0	1	0	10		
10	Cartaasha Macklin	G	0	2	0	0	0	0	0	0	4	0	2	0	1	9		
11	Micah Norris		0	2	0	2	0	0	0	0	2	0	2	1	3	7		
12	Mercedes Griffin		1	2	0	0	0	1	1	2	1	1	1	0	0	23		
13	Rishonda Napier	G	7	17	3	8	1	1	1	0	18	1	4	0	0	28		
24	Kim Nebo		2	2	0	0	2	2	4	0	4	0	0	0	0	11		
32	Kylie Giebelhausen	G	0	4	0	0	0	0	0	0	4	0	5	2	0	20		
33	Azia Washington	F	0	4	0	0	2	5	7	1	0	0	0	0	0	21		
35	Celina VanHyfte		2	3	0	0	1	1	2	1	4	0	0	0	1	11		
40	Carlie Corrigan		0	4	0	0	1	2	3	1	0	0	2	0	0	15		
42	Alexus Patterson		0	0	0	0	0	0	0	0	0	0	0	0	0	3		
TEAM			4	8	0	4	4	8	4	8	4	8	4	8	4	8	4	
Totals			17	56	3	16	22	34	13	42	4	21	4	5	5	200		

FG % 1st Half: 5-28 17.9% 2nd Half: 12-28 42.9% Game: 17-56 30.4% Deadball Rebounds 2  
 3FG % 1st Half: 2-9 22.2% 2nd Half: 1-7 14.3% Game: 3-16 18.8%  
 FT % 1st Half: 3-8 37.5% 2nd Half: 2-4 50.0% Game: 5-12 41.7%

Officials: Cameron Inouye, Doug Knight, Kelly Dennis  
 Technical Fouls: Illinois-None, Southern Illinois-None.  
 SIU Arena, Carbondale, IL Attendance: 1975

Score by Period	1st	2nd	Total
Illinois	57	29	86
Southern Illinois	15	27	42

Last FG - Illinois 2nd-00:34, Southern Illinois 2nd-01:13.  
 Largest lead - Illinois by 45 1st-00:09, Southern Illinois None

Points	In	Off	2nd	Fast	Bench
ILL	Paint	T/O	Chance	Break	
52	32	4	16	22	26
26	4	6	6	7	16

## GAME SEVEN

## GAME EIGHT

Official Box Score -- Game Totals -- Final Statistics

Southern Illinois vs. Austin Peay  
12/13/2014 1:03 p.m. at Clarksville, Tenn. (Dunn Center)

#	Player	G	Total			3-Ptr			Rebounds			PF	TP	A	TO	Blk	Stl	Min
			FG	FGA	FT	FTA	Off	Def	Total	Off	Def							
00	Dyana Pierre	C	8	17	0	0	3	12	15	3	18	0	5	1	1	36		
02	Blair Stephenson		1	1	0	0	0	1	1	2	1	0	0	0	1	11		
03	Ariel Haynes		0	1	0	0	0	0	0	0	0	0	0	0	2			
10	Cartaasha Macklin	G	3	6	1	2	4	1	0	1	11	5	2	0	2	27		
12	Mercedes Griffin		4	5	1	1	0	1	2	0	9	2	3	0	0	20		
13	Rishonda Napier	G	5	11	2	3	0	1	1	2	12	6	2	0	1	30		
24	Kim Nebo		0	0	0	0	0	0	0	0	0	0	0	0	0	3		
32	Kylie Giebelhausen	G	2	9	2	6	1	2	3	3	9	3	1					

## GAME 9

## GAME 10

### Official Box Score -- Game Totals -- Final Statistics

Oregon State vs. Southern Illinois  
12/19/2014 8:03 p.m. at Convocation Center New Orleans, LA

#	Player	Total			3-Ptr			Rebounds			PF	TP	A	TO	Blk	Stl	Min
		FG	FGA	FT	FTA	Off	Def	Tot	Off	Def							
05	Samantha Siegner	0-0	0-0	2-2	0	2	2	1	2	0	1	1	0	0	0	12	
11	Gabriella Hanson	3-6	1-3	3-6	0	1	1	1	10	3	0	0	3	25	0	6	
12	Kolbie Orum	0-0	0-0	0-0	0	1	1	1	0	0	0	0	0	4	0	4	
14	Ali Gibson	3-8	0-2	1-2	0	2	2	1	7	1	2	0	1	29	0	6	
15	Jamie Weisner	0-3	0-2	2-2	2	4	6	2	2	1	2	0	1	24	0	14	
21	Marie Gulich	5-6	0-0	1-3	3	2	5	2	11	0	1	1	0	14	0	7	
22	Jen'Von'Ta Hill	1-2	0-0	1-2	0	1	1	2	3	1	1	0	0	7	0	7	
24	Sydney Wiess	5-11	2-8	0-1	0	3	3	0	12	6	2	1	1	32	0	26	
32	Deven Hunter	3-7	0-2	2-2	0	5	5	2	8	4	0	0	2	27	0	26	
44	Ruth Hamblin	5-9	0-0	6-8	1	3	4	1	16	1	0	2	0	26	0	26	
TEAM					0	2	2	2									
Totals		25-52	3-17	18-28	6	26	32	15	71	17	9	5	8	200			

FG % 1st Half: 10-26 38.5% 2nd Half: 15-26 57.7%  
 3FG % 1st Half: 2-9 22.2% 2nd Half: 1-8 12.5%  
 FT % 1st Half: 6-10 60.0% 2nd Half: 12-18 66.7%

Game: 25-52 48.1% Deadball Rebounds 4  
 Game: 3-17 17.6%  
 Game: 18-28 64.3%

### Southern Illinois 55 (6-3)

#	Player	Total			3-Ptr			Rebounds			PF	TP	A	TO	Blk	Stl	Min
		FG	FGA	FT	FTA	Off	Def	Tot	Off	Def							
00	Dyana Pierre	4-15	0-0	2-3	2	7	9	3	10	2	1	1	0	36			
02	Blair Stephenson	0-0	0-0	1-2	0	1	1	0	1	0	1	0	0	9			
03	Ariel Haynes	0-0	0-0	1-2	0	0	0	1	1	0	0	0	0	2			
05	Hannah Shores	0-0	0-0	0-0	0	1	1	0	0	0	0	0	0	5			
10	Cartaasha Macklin	5-9	1-1	2-2	1	1	2	1	13	4	2	0	1	27			
11	Micah Norris	0-1	0-0	0-0	0	1	1	1	0	0	1	0	0	13			
12	Mercedes Griffin	0-0	0-0	0-0	0	0	0	0	2	0	0	0	0	13			
13	Rishonda Napier	5-13	1-1	0-0	0	3	3	1	11	2	3	0	0	31			
24	Kim Nebo	1-1	0-0	0-0	0	6	6	3	2	0	2	0	0	17			
32	Kylie Giebelhausen	1-3	0-1	0-0	0	2	2	5	3	3	1	0	0	20			
33	Azia Washington	2-5	0-1	0-0	0	0	0	3	4	0	1	0	0	17			
35	Celina VanHyfte	0-0	0-0	0-0	0	2	2	3	0	1	0	0	0	7			
40	Carlie Corrigan	2-5	1-2	6-6	0	0	0	0	11	0	0	0	0	13			
42	Alexus Patterson	0-1	0-0	0-0	0	0	0	1	0	0	0	0	0	1			
TEAM					4	2	6										
Totals		20-53	3-6	12-15	7	26	33	22	55	11	18	2	1	200			

FG % 1st Half: 9-29 31.0% 2nd Half: 11-24 45.8%  
 3FG % 1st Half: 1-3 33.3% 2nd Half: 2-3 66.7%  
 FT % 1st Half: 11-13 84.6% 2nd Half: 1-2 50.0%

Game: 20-53 37.7% Deadball Rebounds 3,1  
 Game: 3-6 50.0%  
 Game: 12-15 80.0%

Officials: Eric Koch, Rochelle Bennett, Marlin Ramsey  
 Technical Fouls: Oregon State-Deven Hunter TEAM 2. Southern Illinois-None.  
 Convocation Center New Orleans, LA Attendance: 375

Score by Period	1st	2nd	Total
Oregon State	28	43	71
Southern Illinois	30	25	55

Last FG - Oregon State, Southern Illinois.  
 Largest lead - Oregon State None, Southern Illinois None

Score Tied - 0 times  
 Lead Changed - 0 times

### Official Box Score -- Game Totals -- Final Statistics

Southern Illinois vs. Toledo  
12/20/2014 3:01 p.m. at Convocation Center New Orleans, LA

#	Player	Total			3-Ptr			Rebounds			PF	TP	A	TO	Blk	Stl	Min
		FG	FGA	FT	FTA	Off	Def	Tot	Off	Def							
00	Dyana Pierre	3-5	0-0	1-2	4	5	9	4	7	1	3	0	0	18			
02	Blair Stephenson	0-3	0-1	0-0	0	0	0	0	0	0	0	0	0	6			
03	Ariel Haynes	0-2	0-0	0-0	0	0	0	0	0	0	0	0	0	1			
05	Hannah Shores	2-3	1-1	0-0	1	0	1	1	5	0	0	0	0	6			
10	Cartaasha Macklin	3-11	2-4	2-5	1	3	4	3	10	2	1	0	0	27			
12	Mercedes Griffin	0-5	0-1	0-1	0	2	3	0	15	2	1	0	1	19			
13	Rishonda Napier	6-15	3-9	0-0	0	3	3	0	15	2	1	0	2	31			
24	Kim Nebo	1-6	0-0	0-0	3	1	4	1	2	0	2	2	0	16			
32	Kylie Giebelhausen	0-8	0-3	0-0	1	1	2	0	0	3	2	0	1	28			
33	Azia Washington	3-7	1-2	2-2	2	4	6	2	9	0	1	0	0	26			
35	Celina VanHyfte	0-2	0-0	0-0	1	1	2	1	0	0	0	0	0	5			
40	Carlie Corrigan	0-2	0-2	0-0	0	0	0	2	0	1	1	0	0	8			
42	Alexus Patterson	0-1	0-0	0-0	0	0	0	0	0	0	0	0	0	2			
TEAM					6	3	9										
Totals		18-70	7-23	5-9	20	23	43	14	48	11	11	2	5	200			

FG % 1st Half: 7-37 18.9% 2nd Half: 11-33 33.3%  
 3FG % 1st Half: 2-9 22.2% 2nd Half: 5-14 35.7%  
 FT % 1st Half: 5-6 83.3% 2nd Half: 0-3 0%

Game: 18-70 25.7% Deadball Rebounds 4  
 Game: 7-23 30.4%  
 Game: 5-9 55.6%

### Toledo 64 (6-4)

#	Player	Total			3-Ptr			Rebounds			PF	TP	A	TO	Blk	Stl	Min
		FG	FGA	FT	FTA	Off	Def	Tot	Off	Def							
01	Brenae Harris	3-8	0-0	0-1	0	1	1	0	6	1	1	0	1	32			
11	Jay Bravo-Harriott	1-8	0-5	0-0	1	2	3	3	2	0	1	0	0	16			
12	Janice Monakana	7-11	1-4	2-2	1	6	7	4	17	0	0	0	0	26			
21	Elena De Alfredo	0-0	0-0	0-0	0	0	0	0	0	0	0	0	0	1			
23	Imma Zanoguera	4-9	0-1	1-1	1	8	9	0	9	5	2	1	1	35			
24	Michaela Rasmussen	1-5	0-1	2-2	2	2	4	1	4	0	0	0	0	21			
30	Olivia Braun	0-0	0-0	0-0	0	1	1	1	0	0	0	0	0	2			
32	Ana Capotosto	8-14	2-4	2-3	1	5	6	0	20	2	1	0	1	31			
33	Nancy Kessler	0-0	0-0	0-0	0	3	3	4	0	5	0	0	0	14			
43	Sophie Reecher	2-4	0-0	2-2	3	2	5	0	6	2	0	1	0	22			
TEAM					3	0	3										
Totals		26-59	3-15	9-11	12	30	42	13	64	10	10	2	3	200			

FG % 1st Half: 9-28 32.1% 2nd Half: 17-31 54.8%  
 3FG % 1st Half: 1-9 11.1% 2nd Half: 2-6 33.3%  
 FT % 1st Half: 2-2 100.0% 2nd Half: 7-9 77.8%

Game: 26-59 44.1% Deadball Rebounds 0,2  
 Game: 3-15 20.0%  
 Game: 9-11 81.8%

Officials: Eric Koch, Rochelle Bennett, John Fletcher  
 Technical Fouls: Southern Illinois-None. Toledo-None.  
 Convocation Center New Orleans, LA Attendance: 0

Score by Period	1st	2nd	Total
Southern Illinois	21	27	48
Toledo	21	43	64

Last FG - Southern Illinois, Toledo.  
 Largest lead - Southern Illinois None, Toledo None

Score Tied - 0 times  
 Lead Changed - 0 times

## GAME 11

## GAME 12

### Official Box Score -- Game Totals -- Final Statistics

Southern Illinois vs. Morehead State  
12/30/2014 6:00 p.m. at Morehead, Ky -- Johnson Arena

#	Player	Total			3-Ptr			Rebounds			PF	TP	A	TO	Blk	Stl	Min
		FG	FGA	FT	FTA	Off	Def	Tot	Off	Def							
00	Dyana Pierre	6-11	0-0	4-5	1	12	13	3	16	2	5	1	1	35			
02	Blair Stephenson	0-1	0-1	0-0	0	0	0	1	0	0	2	0	0	5			
03	Ariel Haynes	0-0	0-0	0-0	0	0	0	0	0	0	0	0	1	5			
05	Hannah Shores	0-2	0-0	0-0	0	0	0	0	0	0	0	0	1	5			
10	Cartaasha Macklin	4-6	1-1	2-2	2	2	4	4	11	3	3	0	1	22			
12	Mercedes Griffin	1-2	0-0	0-2	0	2	2	3	2	4	0	1	0	20			
13	Rishonda Napier	7-17	4-10	2-3	1	5	6	1	20	5	2	0	1	37			
24	Kim Nebo	0-1	0-0	0-0	1	0	1	1	0	0	1	0	0	7			
32	Kylie Giebelhausen	3-5	2-3	0-0	1	4	5	2	8	2	2	0	2	28			
33	Azia Washington	5-9	1-2	1-1	2	3	5	2	12	3	1	1	0	23			
35	Celina VanHyfte	1-3	0-0	0-0	2	0	2	1	2	0	0	0	0	1			
40	Carlie Corrigan	2-4	0-2	0-0	1	0	1	0	4	0	1	0	0	8			
TEAM					1	3	4										
Totals		29-61	8-20	9-13	12	31	43	18	75	17	20	3	8	200			

FG % 1st Half: 13-34 38.2% 2nd Half: 16-27 59.3%  
 3FG % 1st Half: 2-12 16.7% 2nd Half: 6-8 75.0%  
 FT % 1st Half: 6-10 60.0% 2nd Half: 3-3 100.0%

Game: 29-61 47.5% Deadball Rebounds 1  
 Game: 8-20 40.0%  
 Game: 9-13 69.2%

### Morehead State 66 (4-9)

#	Player	Total			3-Ptr			Rebounds			PF	TP	A	TO	Blk	Stl	Min
		FG	FGA	FT	FTA	Off	Def	Tot	Off	Def							
04	Almehsa JONES	5-17	1-3	6-7	1	1	2	3	17	9	5	0	2	40			
14	Shay STEELE	5-19	0-0	2-4	5	6	11	2	12	0	0	2	3	38			
20	Brooke TODD	2-3	0-0	2-2	2	3	5	0	6	0	1	2	1	27			
21	Natalie GREENWELL	4-7	2-2	0-0													

## GAME 13

## GAME 14

**Official Box Score -- Game Totals -- Final Statistics**  
**Southern Illinois vs. Northern Iowa**  
 1/9/2015 7:00 p.m. at Cedar Falls, Iowa (McLeod Center)

#	Player	Total		3-Ptr		Rebounds		PF	TP	A	TO	Blk	Stl	Min	
		FG-FGA	FG-FGA	FT-FTA	Off	Def	Tot								
00	Dyana Pierre	11-14	0-0	2-6	2	6	8	2	24	2	1	1	1	35	
02	Blair Stephenson	0-2	0-1	0-0	1	1	2	1	0	0	0	0	0	7	
03	Ariel Haynes	2-3	0-1	0-0	0	1	1	3	4	1	0	0	0	13	
05	Hannah Shores	0-0	0-0	0-0	0	0	0	1	0	0	0	0	0	5	
10	Cartaasha Macklin	4-11	0-1	1-1	3	2	5	1	9	2	1	0	1	35	
12	Mercedes Griffin	1-3	0-0	0-0	0	0	0	2	1	3	0	0	0	27	
13	Rishonda Napier	6-16	1-3	6-6	0	6	6	2	19	2	3	1	2	36	
24	Kim Nebo	1-1	0-0	0-0	1	0	1	0	2	0	0	0	0	1	
32	Kylie Giebelhausen	0-1	0-1	0-0	0	2	2	3	0	0	1	0	0	13	
33	Azia Washington	4-9	0-1	2-3	5	5	10	4	10	2	2	0	0	26	
40	Carlie Corrigan	0-0	0-0	0-0	0	0	0	0	0	0	0	0	0	2	
TEAM						1									
Totals		29-60	1-9	11-16	12	24	36	17	70	10	10	3	4	200	
FG % 1st Half: 16-31 51.6%		2nd Half: 13-29 44.8%		Game: 29-60 48.3%		Deadball									
3FG % 1st Half: 1-7 14.3%		2nd Half: 0-2 0.0%		Game: 1-9 11.1%		Rebounds									
FT % 1st Half: 6-7 85.7%		2nd Half: 5-9 55.6%		Game: 11-16 68.8%		3									

#	Player	Total		3-Ptr		Rebounds		PF	TP	A	TO	Blk	Stl	Min	
		FG-FGA	FG-FGA	FT-FTA	Off	Def	Tot								
02	Madison Weekly	7-14	4-7	9-10	2	4	6	1	27	1	1	0	1	33	
03	Erin Dohnalek	1-1	0-0	0-0	0	1	1	1	2	1	0	0	0	7	
05	Amber Sorenson	4-14	3-11	1-1	0	3	3	1	12	2	0	0	1	27	
10	Ellie Herzberg	3-6	1-1	2-2	0	1	1	1	9	2	0	0	0	17	
11	Angie Davison	0-0	0-0	0-0	0	0	0	0	0	0	0	0	0	6	
13	Sharnae Lamar	1-3	0-0	4-5	0	3	3	0	6	4	2	0	0	20	
14	Stephanie Davison	5-11	0-0	1-2	1	3	4	0	11	3	0	2	0	29	
22	Brooke Brown	4-6	0-0	3-2	5	1	8	3	2	1	1	1	36		
32	Brittini Donaldson	0-0	0-0	0-0	0	0	0	0	0	1	0	0	0	1	
44	Alyssa Johnson	2-2	0-0	0-0	0	4	4	4	4	1	0	0	1	24	
TEAM						3									
Totals		27-57	8-19	17-20	9	22	31	9	79	18	6	3	4	200	
FG % 1st Half: 15-33 45.5%		2nd Half: 12-24 50.0%		Game: 27-57 47.4%		Deadball									
3FG % 1st Half: 5-13 38.5%		2nd Half: 3-6 50.0%		Game: 8-19 42.1%		Rebounds									
FT % 1st Half: 8-8 100.0%		2nd Half: 9-12 75.0%		Game: 17-20 85.0%		0									

Officials: Felicia Grinter, Brian Hall, Katie Lukanich  
 Technical Fouls: Southern Illinois-None, Northern Iowa-TEAM.  
 Cedar Falls, Iowa (McLeod Center) Attendance: 1921

Score by Period	1st	2nd	Total
Southern Illinois	39	31	70
Northern Iowa	43	36	79

Last FG - Southern Illinois 2nd-00:13, Northern Iowa 2nd-02:40.  
 Largest lead - Southern Illinois by 8 2nd-14:53, Northern Iowa by 14 2nd-03:44

**Official Box Score -- Game Totals -- Final Statistics**  
**Southern Illinois vs. Drake University**  
 1/11/2015 2:05 p.m. at Knapp Center (Des Moines, Iowa)

#	Player	Total		3-Ptr		Rebounds		PF	TP	A	TO	Blk	Stl	Min	
		FG-FGA	FG-FGA	FT-FTA	Off	Def	Tot								
00	Dyana Pierre	1-6	0-0	0-0	0	1	3	4	2	0	4	1	2	22	
02	Blair Stephenson	1-2	1-2	0-0	0	1	1	1	3	1	1	0	0	9	
03	Ariel Haynes	0-2	0-0	0-0	2	0	2	1	0	0	0	0	0	5	
05	Hannah Shores	0-2	0-1	0-0	1	0	1	0	0	0	1	0	1	4	
10	Cartaasha Macklin	10-19	1-3	0-0	9	2	11	2	21	1	3	0	1	32	
12	Mercedes Griffin	1-3	0-1	0-0	1	2	3	0	2	0	0	0	0	19	
13	Rishonda Napier	5-15	2-9	0-0	1	1	2	0	12	5	1	0	1	33	
32	Kylie Giebelhausen	3-7	3-7	2-2	0	4	4	1	11	4	3	0	0	31	
33	Azia Washington	7-11	0-1	1-1	4	5	3	14	4	0	2	0	0	35	
35	Celina VanHyfte	0-1	0-0	1-2	1	2	3	1	1	0	0	0	0	10	
TEAM						2									
Totals		28-68	7-24	3-5	17	20	37	13	66	11	15	1	5	200	
FG % 1st Half: 14-34 41.2%		2nd Half: 14-34 41.2%		Game: 28-68 41.2%		Deadball									
3FG % 1st Half: 3-11 27.3%		2nd Half: 4-13 30.8%		Game: 7-24 29.2%		Rebounds									
FT % 1st Half: 1-3 33.3%		2nd Half: 2-2 100.0%		Game: 3-5 60.0%		0.1									

#	Player	Total		3-Ptr		Rebounds		PF	TP	A	TO	Blk	Stl	Min	
		FG-FGA	FG-FGA	FT-FTA	Off	Def	Tot								
01	Carly Grenfell	5-7	1-3	3-3	2	2	4	1	14	1	2	0	1	30	
03	Lizzy Wendell	9-18	1-4	2-2	0	7	7	1	21	2	0	1	3	30	
05	Emma Donahue	0-0	0-0	0-0	0	1	1	0	0	0	1	2	0	6	
11	Liza Heap	0-0	0-0	0-0	0	0	0	0	0	0	1	0	3	25	
15	Paige Greiner	1-1	1-1	0-0	0	0	0	0	3	0	0	0	0	7	
20	Maddy Dean	3-8	2-5	0-0	1	5	6	2	8	2	1	0	3	33	
22	Caitlin Ingle	9-13	0-0	2-3	0	4	4	2	20	6	5	0	0	35	
35	Becca Jonas	6-10	0-1	1-3	1	6	7	4	13	0	0	2	1	24	
51	Cara Lutes	1-1	0-0	0-0	1	0	1	2	2	0	0	0	0	5	
TEAM						1									
Totals		34-58	5-14	8-11	6	25	31	12	81	11	12	5	10	200	
FG % 1st Half: 17-31 54.8%		2nd Half: 17-27 63.0%		Game: 34-58 58.6%		Deadball									
3FG % 1st Half: 1-1 27.3%		2nd Half: 1-5 20.0%		Game: 5-14 35.7%		Rebounds									
FT % 1st Half: 4-6 66.7%		2nd Half: 4-5 80.0%		Game: 8-11 72.7%		0									

Officials: Randy Campbell, Ann Schroeder, Jon Garrow  
 Technical Fouls: Southern Illinois-None, Drake University-None.  
 Knapp Center (Des Moines, Iowa) Attendance: 2430

Score by Period	1st	2nd	Total
Southern Illinois	32	34	66
Drake University	42	39	81

Last FG - Southern Illinois 2nd-00:06, Drake University 2nd-01:28.  
 Largest lead - Southern Illinois by 3 1st-15:09, Drake University by 18 2nd-01:28

## GAME 15

## GAME 16

**Official Box Score -- Game Totals -- Final Statistics**  
**Indiana State vs. Southern Illinois**  
 1/16/2015 6:05 p.m. at Carbondale, IL

#	Player	Total		3-Ptr		Rebounds		PF	TP	A	TO	Blk	Stl	Min	
		FG-FGA	FG-FGA	FT-FTA	Off	Def	Tot								
00	Natasha Zurek	3-5	0-0	0-0	0	2	2	0	6	0	0	0	3	20	
01	Chelsea Small	F 2-9	1-4	0-0	1	2	3	2	5	1	0	0	0	29	
03	Alexis Newbolt	3-7	1-5	2-2	0	1	1	2	9	1	1	0	0	20	
04	Clerra Ceazer	1-5	1-1	0-0	3	0	3	1	3	0	0	0	0	16	
13	Joyea Marshall	2-3	0-0	1-1	0	3	3	1	5	3	0	0	0	20	
14	Stephanie Wittman	G 0-6	0-1	0-0	1	3	4	2	0	1	3	0	0	13	
15	Jasmine Grier	0-4	0-2	0-0	0	1	1	3	0	1	1	1	1	22	
34	Racheal Mahan	F 6-13	0-0	3-4	5	4	9	3	15	0	2	0	1	24	
35	Kelsey Dirks	0-0	0-0	0-0	0	0	0	1	0	0	1	0	0	2	
44	Travecia Franklin	G 3-6	0-0	2-5	1	1	2	3	8	2	2	0	3	28	
45	Rhagen Smith	0-4	0-0	2-2	2	1	3	0	2	0	0	0	0	6	
TEAM						2									
Totals		20-62	3-13	10-14	15	17	32	18	53	8	11	1	9	200	
FG % 1st Half: 13-30 43.3%		2nd Half: 7-32 21.9%		Game: 20-62 32.3%		Deadball									
3FG % 1st Half: 0-4 0.0%		2nd Half: 3-9 33.3%		Game: 3-13 23.1%		Rebounds									
FT % 1st Half: 6-7 85.7%		2nd Half: 4-7 57.1%		Game: 10-14 71.4%		1									

#	Player	Total		3-Ptr		Rebounds		PF	TP	A	TO	Blk	Stl	Min
		FG-FGA	FG-FGA	FT-FTA	Off	Def	Tot							
00	Dyana Pierre	F 4-7	0-0	4-9	8	7	15	3	12	2	2	0	1	31
02	Blair Stephenson	1-2	1-1	1-2	1	2	3	2	4	1	3	0	0	14
10	Cartaasha Macklin	G 3-7	0-0	2-2	1	2	3	3	8	2	3	0	1	25
12	Mercedes Griffin	1-2	0-0	3-4	1	2	3	3	5	2	3	0	0	26
13	Rishonda Napier	G 4-9	2-5	4-4	0	2	2	1	14	4	3	0		

## GAME 17

## GAME 18

**Official Box Score -- Game Totals -- Final Statistics**  
**Southern Illinois vs. Missouri State**  
 1/23/2015 7:05 p.m. at Springfield, Mo. - JQH Arena

#	Player	FG	3-PT	FT-FTA	Rebounds			PF	TP	A	TO	Blk	Stl	Min	
					FG-FGA	FG-FGA	FT-FTA								Off
00	Dyana Pierre	C	5-7	0-0	2-5	6	7	13	3	12	0	5	1	1	38
02	Blair Stephenson	G	2-5	1-3	1-1	0	2	2	2	6	3	3	1	0	37
05	Hannah Shores		0-0	0-0	0-0	0	1	1	0	0	1	2	0	0	3
10	Cartaasha Macklin	G	4-15	1-5	0-0	2	4	6	2	9	4	0	0	1	36
12	Mercedes Griffin		2-4	1-2	0-0	0	0	0	4	5	1	0	0	0	28
32	Kylie Giebelhausen	G	7-15	2-8	0-0	0	1	1	2	16	0	5	0	1	26
33	Azia Washington	F	4-14	0-2	0-0	2	8	10	5	8	0	1	0	1	34
35	Celina VanHyfte		0-0	0-0	1-2	0	2	2	1	1	1	0	0	0	8
	TEAM				2	2	4								
Totals			24-60	5-20	4-8	12	27	39	19	57	14	21	2	4	200
FG % 1st Half: 11-26		42.3%		2nd Half: 13-34		38.2%		Game: 24-60		40.0%		Deadball		Rebounds	
3FG % 1st Half: 2-8		25.0%		2nd Half: 3-12		25.0%		Game: 5-20		25.0%		Rebounds		1,2	
FT % 1st Half: 2-3		66.7%		2nd Half: 2-5		40.0%		Game: 4-8		50.0%					

#	Player	FG	3-PT	FT-FTA	Rebounds			PF	TP	A	TO	Blk	Stl	Min	
					FG-FGA	FG-FGA	FT-FTA								Off
02	Levi Hughes		4-8	2-4	1-2	0	4	4	2	11	1	2	0	1	21
03	Lee Ann Polowy		0-0	0-0	0-0	0	1	1	0	0	0	0	0	0	3
04	Kenzie Williams	G	5-13	1-4	0-1	3	5	8	1	11	2	1	0	1	30
05	Liza Fruendt		1-2	0-1	0-0	1	0	1	0	2	0	0	0	1	8
11	Riley Israel		0-1	0-0	1-2	0	4	4	2	1	2	2	0	1	23
12	Hillary Chvatal	C	5-10	0-0	4-4	1	9	10	0	14	0	0	2	2	30
13	Audrey Holt		2-2	1-1	0-0	0	1	1	3	5	1	1	2	1	21
15	Nijay Gaines	F	0-3	0-2	2-2	0	2	2	0	2	1	2	0	0	14
21	Aubrey Buckley	F	0-3	0-0	0-0	0	0	0	3	0	0	1	0	1	14
22	Tyonnia Snow	G	2-10	0-0	7-10	1	0	1	3	11	1	5	0	4	21
34	Rachel Swartz		2-3	0-0	0-0	0	0	0	1	4	0	0	0	0	12
40	Onye Osemenam		0-0	0-0	0-0	0	0	0	1	0	1	0	0	0	3
	TEAM				2	1	3								
Totals			21-55	4-12	15-21	8	27	35	16	61	8	15	4	12	200
FG % 1st Half: 12-31		38.7%		2nd Half: 9-24		37.5%		Game: 21-55		38.2%		Deadball		Rebounds	
3FG % 1st Half: 4-9		44.4%		2nd Half: 0-3		.0%		Game: 4-12		33.3%		Rebounds		3	
FT % 1st Half: 0-0		.0%		2nd Half: 15-21		71.4%		Game: 15-21		71.4%					

Officials: Brian Hall, Bill Larence, Amy Bonner  
 Technical Fouls: Southern Illinois-None, Missouri State-None.  
 Springfield, Mo. - JQH Arena Attendance: 2664  
 Washington (SIU) fouls out at 0:13 of 2nd half.

Score by Period	1st	2nd	Total	In	Off	2nd	Fast	Bench
SIU	26	31	57	26	17	5	2	6
MSU	28	33	61	20	27	7	4	23

Last FG - Southern Illinois 2nd-00:18, Missouri State 2nd-03:07.  
 Largest lead - Southern Illinois by 3 1st-16:37, Missouri State by 8 1st-11:31  
 Score Tied - 5 times  
 Lead Changed - 7 times

**Official Box Score -- Game Totals -- Final Statistics**  
**Southern Illinois vs. Wichita State**  
 1/25/2015 3:45 p.m. at Wichita, Kan. (Charles Koch Arena)

#	Player	FG	3-PT	FT-FTA	Rebounds			PF	TP	A	TO	Blk	Stl	Min	
					FG-FGA	FG-FGA	FT-FTA								Off
00	Dyana Pierre	*	8-10	0-0	5-6	3	4	7	3	21	0	1	1	1	37
02	Blair Stephenson		1-1	1-1	0-0	0	1	1	1	3	1	2	0	0	14
03	Ariel Haynes		1-1	0-0	0-0	1	0	1	1	2	0	0	0	0	1
05	Hannah Shores		0-0	0-0	0-0	1	0	1	0	0	0	1	0	0	4
10	Cartaasha Macklin	*	4-13	0-3	0-0	1	2	3	1	8	7	2	0	1	34
12	Mercedes Griffin		1-5	0-2	0-0	1	1	2	3	2	2	7	0	1	26
24	Kim Nebo		0-1	0-0	0-0	0	0	0	0	0	0	0	0	0	1
32	Kylie Giebelhausen	*	7-10	4-7	0-0	1	2	3	2	18	3	4	0	2	39
33	Azia Washington	*	2-6	1-3	2-2	1	4	5	2	7	0	3	0	0	38
35	Celina VanHyfte		0-1	0-0	0-0	0	0	0	0	1	0	1	0	0	2
40	Carlie Corrigan		0-0	0-0	0-0	0	0	0	0	2	0	0	1	0	4
	TEAM				1	1	2								
Totals			24-48	6-16	7-8	10	15	25	16	61	13	23	1	5	200
FG % 1st Half: 11-24		45.8%		2nd Half: 13-24		54.2%		Game: 24-48		50.0%		Deadball		Rebounds	
3FG % 1st Half: 3-7		42.9%		2nd Half: 3-9		33.3%		Game: 6-16		37.5%		Rebounds		0	
FT % 1st Half: 4-5		80.0%		2nd Half: 3-3		100.0%		Game: 7-8		87.5%					

#	Player	FG	3-PT	FT-FTA	Rebounds			PF	TP	A	TO	Blk	Stl	Min	
					FG-FGA	FG-FGA	FT-FTA								Off
03	Aundra Stovall		0-0	0-0	0-0	0	0	0	0	0	0	0	0	0	1
05	Jamillah Bonner	*	4-9	0-2	0-0	5	1	6	2	8	1	3	0	2	29
12	Kayla White		0-0	0-0	0-0	0	0	0	0	0	1	0	0	0	4
21	Kelsey Jacobs	*	7-11	1-1	2-2	2	1	3	2	17	5	2	2	2	33
20	Brittney Martin		4-5	0-0	1-2	1	2	3	1	9	0	0	1	1	9
21	Alle Decker	*	5-12	2-6	0-0	2	4	6	1	12	3	2	0	3	37
25	Jaiessa Chapel		5-12	0-1	2-6	2	0	2	3	12	3	2	0	3	36
33	Moriah Dapprich		1-2	0-0	0-0	1	0	1	0	2	0	2	0	1	13
43	Moriah Dapprich	*	3-3	0-0	0-0	3	3	6	0	6	1	1	0	0	10
44	Michaela Dapprich	*	6-10	1-4	1-2	1	3	4	4	14	0	0	0	1	28
	TEAM				1	1	2								
Totals			35-64	4-14	6-12	18	15	33	13	80	14	12	3	13	200
FG % 1st Half: 20-33		60.6%		2nd Half: 15-31		48.4%		Game: 35-64		54.7%		Deadball		Rebounds	
3FG % 1st Half: 0-2		.0%		2nd Half: 4-12		33.3%		Game: 4-14		28.6%		Rebounds		2	
FT % 1st Half: 3-5		60.0%		2nd Half: 3-7		42.9%		Game: 6-12		50.0%					

Officials: Robert Strong, Katie Lukanich, Marty Cook  
 Technical Fouls: Southern Illinois-None, Wichita State-None.  
 Wichita, Kan. (Charles Koch Arena) Attendance: 2782

Score by Period	1st	2nd	Total	In	Off	2nd	Fast	Bench
SIU	29	32	61	24	18	12	0	4
WST	43	37	80	46	32	19	0	17

Last FG - Southern Illinois 2nd-00:43, Wichita State 2nd-00:02.  
 Largest lead - Southern Illinois None, Wichita State by 19 1st-04:19  
 Score Tied - 0 times  
 Lead Changed - 0 times

## GAME 19

## GAME 20

**Official Box Score -- Game Totals -- Final Statistics**  
**Loyola Chicago vs. Southern Illinois**  
 1/30/2015 6:05 p.m. at Carbondale, IL

#	Player	FG	3-PT	FT-FTA	Rebounds			PF	TP	A	TO	Blk	Stl	Min	
					FG-FGA	FG-FGA	FT-FTA								Off
02	Sam Lambrigtzen		4-7	0-1	0-0	0	1	1	4	8	1	3	0	4	26
05	Bailey Farley	G	0-3	0-1	0-0	0	1	1	0	0	0	1	0	0	16
21	Ryaan Johnson		2-4	0-0	0-0	1	2	3	4	4	0	2	3	1	20
22	Destiny Washington	F	1-2	0-0	0-0	0	4	4	3	2	1	0	2	1	17
23	Becca Smith	G	3-8	2-3	0-0	2	6	8	3	8	2	1	1	1	35
25	Taylor Johnson	G	7-18	1-2	4-4	0	0	0	3	19	4	1	1	3	38
33	Tiana Karpoulos		1-3	1-1	0-0	1	0	1	0	3	0	0	0	4	4
35	Cortney Williams		1-4	0-0	0-0	0	1	1	1	2	0	0	1	0	11
50	Taylor Manuel	F	5-12	0-0	2-6	2	15	17	3	12	3	5	2	0	33
	TEAM				1	1	2								
Totals			24-61	4-8	6-10	7	31	38	21	58	11	13	10	10	200
FG % 1st Half: 15-30		50.0%		2nd Half: 9-31		29.0%		Game: 24-61		39.3%		Deadball		Rebounds	
3FG % 1st Half: 2-4		50.0%		2nd Half: 2-4		50.0%		Game: 4-8		50.0%		Rebounds		2	
FT % 1st Half: 2-4		50.0%		2nd Half: 4-6		66.7%		Game: 6-10		60.0%					

#	Player	FG	3-PT	FT-FTA	Rebounds			PF	TP	A	TO	Blk	Stl	Min
					FG-FGA	FG-FGA	FT-FTA							
00	Dy													

GAME 21

GAME 22

Official Box Score -- Game Totals -- Final Statistics  
 Drake vs. Southern Illinois  
 2/6/2015 6:05 p.m. at Carbondale, IL

#	Player	Total			3-Ptr			Rebounds			Off	Def	Tot	PF	TP	A	TO	Blk	Stl	Min			
		FG-FGA	FG-FGA	FT-FTA	FG-FGA	FG-FGA	FT-FTA	Off	Def	Tot													
01	Carly Grenfell	3-6	2-4	1-1	0	1	1	4	9	0	0	0	0	0	0	0	0	0	26				
03	Lizzy Wendell	10-21	5-9	2-2	0	1	1	2	27	3	1	1	1	1	1	1	1	1	36				
05	Emma Donahue	1-3	0-0	0-0	3	0	3	1	2	0	0	0	0	0	0	0	0	0	7				
11	Liza Heap	1-1	0-0	0-0	1	2	3	1	2	1	2	0	1	2	0	1	0	0	23				
15	Paige Greiner	1-2	1-2	0-0	0	2	2	1	3	1	0	0	0	0	0	0	0	0	15				
20	Maddy Dean	4-13	1-7	1-1	0	9	9	2	10	0	2	0	0	0	0	0	0	0	23				
22	Caillin Ingie	6-13	1-1	4-4	1	5	6	2	17	15	3	1	0	0	0	0	0	0	39				
35	Becca Jonas	3-6	0-0	0-0	3	7	10	5	6	0	2	1	1	1	2	0	0	0	28				
51	Cara Lutes	0-0	0-0	0-0	0	0	0	0	0	0	0	0	0	0	0	0	0	0	3				
TEAM																							
Totals		29-65	10-23	8-8	8	28	36	18	76	20	10	3	3	200									
FG % 1st Half: 16-32		50.0%	2nd Half: 13-33	39.4%	Game: 29-65		44.6%	Deadball															
3FG % 1st Half: 7-12		58.3%	2nd Half: 3-11	27.3%	Game: 10-23		43.5%	Rebounds															
FT % 1st Half: 1-1		100.0%	2nd Half: 7-7	100.0%	Game: 8-8		100.0%																

#	Player	Total			3-Ptr			Rebounds			Off	Def	Tot	PF	TP	A	TO	Blk	Stl	Min			
		FG-FGA	FG-FGA	FT-FTA	FG-FGA	FG-FGA	FT-FTA	Off	Def	Tot													
00	Dyana Pierre	7-13	0-0	3-5	8	6	14	4	17	1	2	0	2	30									
02	Blair Stephenson	0-2	0-2	0-0	0	0	0	0	0	0	0	0	0	0	0	0	0	0	0	4			
05	Hannah Shores	1-2	0-0	0-0	0	0	0	0	2	0	0	0	0	2									
10	Cartaasha Macklin	5-12	1-5	0-0	3	3	6	2	11	7	1	0	1	37									
12	Mercedes Griffin	0-1	0-0	0-0	0	1	1	0	0	4	0	2	1	24									
13	Rishonda Napier	9-21	5-13	7-7	2	5	7	2	30	2	1	0	0	35									
24	Kim Nebo	0-1	0-0	0-0	0	0	0	0	0	0	0	0	0	3									
32	Kylie Giebelhausen	1-7	1-5	3-4	2	3	5	2	6	5	1	1	0	30									
33	Azia Washington	7-16	0-2	1-1	4	6	10	0	15	1	1	1	4	35									
TEAM																							
Totals		30-75	7-27	14-17	19	28	47	10	81	20	6	4	8	200									
FG % 1st Half: 16-41		39.0%	2nd Half: 14-34	41.2%	Game: 30-75		40.0%	Deadball															
3FG % 1st Half: 5-12		25.0%	2nd Half: 4-15	26.7%	Game: 7-27		25.9%	Rebounds															
FT % 1st Half: 4-4		100.0%	2nd Half: 10-13	76.9%	Game: 14-17		82.4%																

Officials: Brian Hall, Jeff Cross, Alycia Dukas  
 Technical Fouls: Drake-None, Southern Illinois-None.  
 SIU Arena, Carbondale, IL Attendance: 578

Score by Period	1st	2nd	Total
Drake	40	36	76
Southern Illinois	39	42	81

Last FG - Drake 2nd-00:02, Southern Illinois 2nd-00:28.  
 Largest lead - Drake by 8 1st-15:52, Southern Illinois by 8 2nd-00:03

Points	In	Off	2nd	Fast	Bench
DU	28	11	6	19	14
SIU	32	9	17	2	4

Score Tied - 10 times  
 Lead Changed - 17 times

Official Box Score -- Game Totals -- Final Statistics  
 Northern Iowa vs. Southern Illinois  
 2/8/2015 2:05 p.m. at Carbondale, IL

#	Player	Total			3-Ptr			Rebounds			Off	Def	Tot	PF	TP	A	TO	Blk	Stl	Min			
		FG-FGA	FG-FGA	FT-FTA	FG-FGA	FG-FGA	FT-FTA	Off	Def	Tot													
02	Madison Weekly	5-12	2-4	3-5	0	4	4	3	15	4	0	1	2	31									
05	Amber Sorenson	4-14	3-11	0-0	1	0	1	4	11	1	1	1	1	23									
10	Ellie Herzberg	2-5	0-1	2-2	2	2	4	1	6	1	0	0	0	21									
11	Angie Davison	1-2	0-0	0-0	0	0	0	0	1	2	0	0	1	4									
13	Sharnae Lamar	1-3	0-0	0-0	0	0	0	0	2	2	2	1	0	15									
14	Stephanie Davison	3-8	0-1	5-5	1	0	1	3	11	3	3	0	1	32									
22	Brown Brown	7-9	2-2	2-3	0	2	2	4	18	2	0	0	2	33									
32	Brittini Donaldson	0-1	0-1	0-0	0	1	1	1	1	0	0	0	0	5									
44	Alyssa Johnson	5-6	0-0	0-0	3	4	7	3	10	2	0	0	0	36									
TEAM																							
Totals		28-60	7-20	12-15	11	15	26	22	75	16	6	3	7	200									
FG % 1st Half: 14-29		48.3%	2nd Half: 14-31	45.2%	Game: 28-60		46.7%	Deadball															
3FG % 1st Half: 4-7		57.1%	2nd Half: 3-13	23.1%	Game: 7-20		35.0%	Rebounds															
FT % 1st Half: 5-7		71.4%	2nd Half: 7-8	87.5%	Game: 12-15		80.0%																

#	Player	Total			3-Ptr			Rebounds			Off	Def	Tot	PF	TP	A	TO	Blk	Stl	Min			
		FG-FGA	FG-FGA	FT-FTA	FG-FGA	FG-FGA	FT-FTA	Off	Def	Tot													
00	Dyana Pierre	10-17	0-0	6-11	9	12	21	2	26	1	3	0	36										
02	Blair Stephenson	0-0	0-0	0-0	0	0	0	0	0	0	0	0	0	4									
05	Hannah Shores	1-1	1-1	0-0	0	1	1	0	3	0	0	0	0	2									
10	Cartaasha Macklin	2-4	1-1	3-4	1	1	2	3	8	5	2	0	0	33									
12	Mercedes Griffin	1-2	0-0	0-0	0	1	1	3	2	0	0	0	0	14									
13	Rishonda Napier	5-11	1-3	6-6	0	1	1	1	17	3	4	0	1	37									
24	Kim Nebo	0-0	0-0	0-0	0	1	1	1	2	0	0	0	0	5									
32	Kylie Giebelhausen	2-5	2-3	3-5	1	3	4	0	9	4	1	4	1	34									
33	Azia Washington	6-10	2-2	0-1	1	3	4	4	14	2	0	1	35										
TEAM																							
Totals		27-50	7-10	18-27	14	24	38	16	79	15	12	7	3	200									
FG % 1st Half: 12-29		41.4%	2nd Half: 15-21	71.4%	Game: 27-50		54.0%	Deadball															
3FG % 1st Half: 3-4		75.0%	2nd Half: 4-6	66.7%	Game: 7-10		70.0%	Rebounds															
FT % 1st Half: 5-7		71.4%	2nd Half: 13-20	65.0%	Game: 18-27		66.7%																

Officials: Randy Campbell, Brad Maxey, Marla Gearhart  
 Technical Fouls: Northern Iowa-None, Southern Illinois-None.  
 SIU Arena, Carbondale, IL Attendance: 712

Score by Period	1st	2nd	Total
Northern Iowa	37	38	75
Southern Illinois	32	47	79

Last FG - Northern Iowa 2nd-00:13, Southern Illinois 2nd-00:32.  
 Largest lead - Northern Iowa by 10 1st-04:48, Southern Illinois by 8 2nd-11:53

Points	In	Off	2nd	Fast	Bench
UNI	36	13	6	11	10
SIU	20	7	15	3	5

Score Tied - 4 times  
 Lead Changed - 9 times

GAME 23

GAME 24

Official Box Score -- Game Totals -- Final Statistics  
 Southern Illinois vs. Evansville  
 2/13/2015 7:00 p.m. at Evansville, Ind. (Ford Center)

#	Player	Total			3-Ptr			Rebounds			Off	Def	Tot	PF	TP	A	TO	Blk	Stl	Min			
		FG-FGA	FG-FGA	FT-FTA	FG-FGA	FG-FGA	FT-FTA	Off	Def	Tot													
00	Dyana Pierre	5-10	0-0	4-5	7	8	15	3	14	0	5	2	1	36									
02	Blair Stephenson	0-1	0-0	0-0	1	0	1	0	0	0	0	0	0	3									
03	Ariel Haynes	0-2	0-1	0-0	1	0	1	0	0	0	0	0	0	6									
10	Cartaasha Macklin	1-5	1-3	2-2	0	2	2	1	5	4	0	0	0	35									
12	Mercedes Griffin	4-7	0-1	1-1	1	0	1	2	9	1	2	1	3	27									
13	Rishonda Napier	5-17	1-9	2-4	0	2	2	1	13	6	1	0	3	38									
32	Kylie Giebelhausen	5-7	5-6	0-0	0	1	1	2	15	2	0	0	1	29									
33	Azia Washington	2-8	0-0	0-0	1	8	9	2	4	2	2	0	0	22									
40	Carlie Corrigan	1-1	0-0	0-0	0	0	0	0	2	0													

## GAME 25

## GAME 26

**Official Box Score -- Game Totals -- Final Statistics**  
**Missouri State vs. Southern Illinois**  
 2/20/2015 6:05 p.m. at Carbondale, IL

#	Player	Total		3-Ptr		Rebounds			PF	TP	A	TO	Blk	Stl	Min												
		FG	FGA	FG	FGA	Off	Def	Tot																			
02	Lexi Hughes	1-4	1-3	0-0	0	1	1	1	0	3	6	4	0	1	22												
03	Lee Ann Polowy	0-1	0-1	0-0	0	1	1	0	0	0	0	0	0	0	3												
04	Kenzie Williams	G	8-12	1-3	1-1	1	7	8	0	18	2	3	0	2	32												
05	Liza Fruendt	0-11	2-3	0-0	0	1	1	1	10	0	0	0	0	0	14												
11	Riley Israel	0-0	0-0	0-0	0	0	0	0	0	0	0	0	0	0	2												
12	Hillary Chvatal	C	2-5	0-0	2-3	1	2	3	4	6	0	1	0	1	14												
13	Audrey Holt	0-1	0-1	0-0	2	1	3	4	0	4	0	2	1	18													
15	NiLay Gaines	G	2-7	1-2	2-4	1	3	4	2	7	0	2	0	0	25												
21	Aubrey Buckley	F	2-2	0-0	2-2	2	2	2	2	6	1	0	0	1	19												
22	Tyonna Snow	G	5-10	0-0	1-1	0	3	3	4	11	3	1	0	1	20												
30	Kori Farmer	1-1	1-1	0-0	0	0	0	0	3	0	1	0	0	2													
34	Rachel Swartz	2-4	0-0	1-2	3	0	3	3	5	1	2	0	0	15													
40	Onye Osemenam	0-1	0-0	0-0	2	1	3	1	0	0	0	0	0	9													
<b>TEAM</b>						4		12		3																	
<b>Totals</b>		29-61		6-14		9-13		14		30		44		18		73		13		19		1		7		200	
FG % 1st Half: 18-35		51.4%		2nd Half: 11-26		42.3%		Game: 29-61		47.5%		Deadball															
3FG % 1st Half: 5-9		55.6%		2nd Half: 1-5		20.0%		Game: 6-14		42.9%		Rebounds															
FT % 1st Half: 2-3		66.7%		2nd Half: 7-10		70.0%		Game: 9-13		69.2%		Rebounds		1													

#	Player	Total		3-Ptr		Rebounds			PF	TP	A	TO	Blk	Stl	Min												
		FG	FGA	FG	FGA	Off	Def	Tot																			
00	Dyana Pierre	C	7-10	0-0	3-5	3	3	6	4	17	0	4	0	1	22												
02	Blair Stephenson	0-0	0-0	0-0	0	1	1	1	0	1	0	0	0	0	8												
03	Ariel Haynes	2-2	0-0	0-0	0	1	1	2	4	0	1	0	0	0	9												
05	Hannah Shores	0-3	0-1	1-2	0	0	0	0	1	1	0	0	0	0	7												
10	Cartaasha Macklin	G	1-12	0-3	2-2	3	3	6	0	4	3	2	0	1	27												
12	Mercedes Griffin	1-3	0-0	1-2	3	0	3	3	3	1	1	0	3	17													
13	Rishonda Napier	G	2-10	1-5	0-0	1	0	1	0	5	1	2	1	1	33												
24	Kim Nebo	0-3	0-0	0-0	1	0	1	0	0	0	0	0	0	5													
32	Kylie Giebelhausen	G	1-6	0-5	0-0	0	4	4	2	2	2	1	0	1	26												
33	Azia Washington	F	1-6	1-2	4-4	2	5	7	4	7	0	0	0	1	26												
35	Celina VanHyfte	3-3	0-0	1-2	1	3	4	0	7	0	0	1	0	13													
40	Carlie Corrigan	2-6	1-2	2-4	1	0	1	0	7	1	1	0	2	7													
<b>TEAM</b>						2		1		3																	
<b>Totals</b>		20-64		3-18		14-21		17		21		38		16		57		10		12		2		10		200	
FG % 1st Half: 12-31		38.7%		2nd Half: 8-33		24.2%		Game: 20-64		31.3%		Deadball															
3FG % 1st Half: 2-9		22.2%		2nd Half: 1-9		11.1%		Game: 3-18		16.7%		Rebounds															
FT % 1st Half: 2-3		66.7%		2nd Half: 12-18		66.7%		Game: 14-21		66.7%		Rebounds		4													

Officials: Gina Cross, Troy Winders, Maria Gearhart  
 Technical Fouls: Missouri State-None, Southern Illinois-None.  
 SIU Arena, Carbondale, IL Attendance: 595

Score by Period	1st	2nd	Total
Missouri State	43	30	73
Southern Illinois	28	29	57

Last FG - Missouri State 2nd-00:49, Southern Illinois 2nd-00:04.  
 Largest lead - Missouri State by 23 2nd-16:49, Southern Illinois by 2 1st-19:19

**Official Box Score -- Game Totals -- Final Statistics**  
**Wichita State vs. Southern Illinois**  
 2/22/2015 2:05 p.m. at Carbondale, IL

#	Player	Total		3-Ptr		Rebounds			PF	TP	A	TO	Blk	Stl	Min												
		FG	FGA	FG	FGA	Off	Def	Tot																			
05	Jamillah Bonner	G	6-12	0-3	3-3	1	4	5	3	15	4	2	0	1	37												
13	Kelsey Jacob	F	6-11	0-0	0-0	0	7	7	2	12	0	1	0	1	39												
20	Brittney Martin	0-0	0-0	0-0	0	0	0	0	0	0	0	0	0	0	3												
21	Alle Decker	F	0-2	0-0	0-0	1	1	2	3	0	1	0	0	0	14												
24	Alle Harden	G	12-18	1-1	0-0	1	3	4	0	25	3	1	0	3	40												
25	Jaleesa Chapel	4-6	0-0	0-0	2	0	2	2	8	0	0	1	0	3	29												
44	Michaela Dapprich	G	4-12	1-4	0-0	2	2	4	2	9	2	1	0	2	38												
<b>TEAM</b>						0		2		2																	
<b>Totals</b>		32-61		2-8		3-3		7		19		28		12		69		10		6		1		10		200	
FG % 1st Half: 16-32		50.0%		2nd Half: 16-29		55.2%		Game: 32-61		52.5%		Deadball															
3FG % 1st Half: 2-4		50.0%		2nd Half: 0-4		0%		Game: 2-8		25.0%		Rebounds															
FT % 1st Half: 0-0		0%		2nd Half: 3-3		100.0%		Game: 3-3		100.0%		Rebounds		0													

#	Player	Total		3-Ptr		Rebounds			PF	TP	A	TO	Blk	Stl	Min												
		FG	FGA	FG	FGA	Off	Def	Tot																			
00	Dyana Pierre	F	6-7	0-0	4-7	3	7	10	3	16	2	1	0	0	29												
02	Blair Stephenson	0-0	0-0	0-0	0	0	0	0	0	0	0	0	0	0	2												
05	Hannah Shores	0-0	0-0	0-0	0	0	0	0	1	0	0	0	0	0	1												
10	Cartaasha Macklin	G	2-8	1-4	0-0	0	0	0	1	5	2	2	0	1	30												
12	Mercedes Griffin	0-1	0-0	0-0	0	2	2	0	0	1	3	0	0	0	18												
13	Rishonda Napier	G	6-14	2-6	2-2	1	3	4	0	16	3	3	0	0	36												
32	Kylie Giebelhausen	G	4-7	3-5	0-0	1	4	5	1	11	4	3	0	1	38												
33	Azia Washington	F	5-9	3-4	0-0	1	4	5	1	13	0	3	0	0	35												
35	Celina VanHyfte	0-1	0-0	0-0	0	0	0	0	0	0	0	1	0	0	10												
40	Carlie Corrigan	0-1	0-0	0-0	1	0	1	0	0	0	0	0	0	0	1												
<b>TEAM</b>						1		2		3																	
<b>Totals</b>		23-48		9-19		6-9		8		22		30		7		61		12		17		0		2		200	
FG % 1st Half: 12-24		50.0%		2nd Half: 11-24		45.8%		Game: 23-48		47.9%		Deadball															
3FG % 1st Half: 5-10		50.0%		2nd Half: 4-9		44.4%		Game: 9-19		47.4%		Rebounds															
FT % 1st Half: 1-2		50.0%		2nd Half: 5-7		71.4%		Game: 6-9		66.7%		Rebounds		1													

Officials: Brian Hall, Charlie Hust, Missy Brooks  
 Technical Fouls: Wichita State-None, Southern Illinois-None.  
 SIU Arena, Carbondale, IL Attendance: 680

Score by Period	1st	2nd	Total
Wichita State	34	35	69
Southern Illinois	30	31	61

Last FG - Wichita State 2nd-03:13, Southern Illinois 2nd-02:56.  
 Largest lead - Wichita State by 14 2nd-11:45, Southern Illinois by 5 1st-14:48

Points	In	Off	2nd	Fast	Bench
WST	Paint	T/O	Chance	Break	
SIU	50	23	6	16	8
SIU	22	2	8	7	0

Score Tied - 4 times  
 Lead Changed - 8 times

## GAME 27

## GAME 28

**Official Box Score -- Game Totals -- Final Statistics**  
**Southern Illinois vs. Bradley**  
 2/27/2015 7:05 p.m. at Peoria, Ill. (Renaissance Coliseum)

#	Player	Total		3-Ptr		Rebounds			PF	TP	A	TO	Blk	Stl	Min
		FG	FGA	FG	FGA	Off	Def	Tot							
00	Dyana Pierre	C	3-3	0-0	3-6	4	9	13	3	9	0	3	4	3	33
02	Blair Stephenson	0-0	0-0	0-0	0	0	0	0	1	0	0	0	0	0	2
03	Ariel Haynes	1-2	0-0	0-0	0	1	1	2	0	1	0	0	0	6	
10	Cartaasha Macklin	G	8-15	2-5	7-8	0	2	2	1	25	6	3	0	1	39
12	Mercedes Griffin	0-3	0-0	5-6	2	0	2	2	2	5	1	1	0	1	25
13	Rishonda Napier	G	6-13	4-6	5-6	0	2	2	21	6	4	0	1	38	
32	Kylie Giebelhausen	G	0-4	0-2	0-0	1	1	2	0	3	2	0	0	22	
33	Azia Washington	F	2-7	1-1	3-4	3	3	6	2	8	0	2	1	3	26
35	Celina VanHyfte	1-1	0-0	0-0	0	0	0	0	1	2	0	0	0	8	
40	Carlie Corrigan	0-0	0-0	0-0	0	0	0	0							

## GAME 29

## GAME 30

Official Box Score -- Game Totals -- Final Statistics  
 Illinois State vs. Southern Illinois  
 3/7/2015 2:05 p.m. at Carbondale, IL

#	Player	G	Total		3-Ptr		Rebounds			PF	TP	A	TO	Blk	Stl	Min															
			FG-FGA	FG-FGA	FT-FTA	Off	Def	Tot																							
01	Colleene Smith	G	1-3	0-0	3-4	3	2	5	1	5	1	2	0	2	17																
03	Octavia Crump	F	8-13	0-0	2-4	3	6	9	2	18	0	0	0	4	25																
12	Lindsay Smith	G	5-10	1-3	1-2	1	4	5	0	12	2	3	0	0	35																
21	Zenobia Bess	F	2-4	0-0	0-0	0	2	2	4	4	1	3	0	1	15																
23	Mary Sims	F	1-4	0-0	0-0	0	3	3	1	2	2	3	0	0	16																
24	Katy Winge	G	9-14	1-2	0-0	1	2	3	0	19	2	1	0	1	35																
31	Kelli Tolar	F	1-1	1-1	0-0	0	0	0	0	3	2	0	0	0	5																
32	Taylor Stewart	G	1-3	0-1	0-0	1	3	4	1	2	2	7	1	0	29																
34	Kalyn Gebhardt	F	1-1	0-0	0-0	0	0	0	1	2	0	1	0	0	9																
45	MacKenzie Freeman	F	1-4	0-0	0-0	2	5	7	1	2	0	0	0	0	14																
TEAM					1		2		3																						
Totals			30-57		3-7		6-10			12			29		41			11		69		10		20		1		8		200	

FG % 1st Half: 18-29 62.1% 2nd Half: 12-28 42.9%  
 3FG % 1st Half: 3-5 60.0% 2nd Half: 0-2 0.0%  
 FT % 1st Half: 4-6 66.7% 2nd Half: 2-4 50.0%

#	Player	G	Total		3-Ptr		Rebounds			PF	TP	A	TO	Blk	Stl	Min															
			FG-FGA	FG-FGA	FT-FTA	Off	Def	Tot																							
02	Blair Stephenson	G	0-0	0-0	0-0	0	0	0	0	0	0	1	0	0	4																
03	Ariel Haynes	F	2-6	1-1	2-2	1	2	3	2	7	0	0	1	1	12																
05	Hannah Shores	G	0-0	0-0	0-0	0	0	0	0	1	0	1	0	0	7																
10	Cartaasha Macklin	G	4-11	0-3	0-0	1	2	3	1	8	5	3	0	2	31																
12	Mercedes Griffin	G	1-4	0-0	0-0	0	0	0	1	2	1	3	0	2	15																
13	Rishonda Napier	G	2-10	1-4	0-0	0	5	2	0	5	2	3	0	1	33																
24	Kim Nebo	F	1-1	0-0	1-1	1	0	1	1	3	0	2	0	0	5																
32	Kylie Giebelhausen	G	3-10	2-8	0-0	1	1	2	0	8	2	1	1	2	27																
33	Azia Washington	F	5-12	1-2	2-2	2	5	7	3	13	0	0	0	2	34																
35	Celina VanHyfte	F	4-6	0-0	0-0	1	2	3	3	8	1	3	0	2	25																
40	Carlte Corrigan	G	0-1	0-1	0-0	0	0	0	0	1	1	0	0	0	7																
TEAM					3		2		5																						
Totals			22-61		5-19		5-5			10			16		26			12		54		13		16		2		12		200	

FG % 1st Half: 13-30 43.3% 2nd Half: 9-31 29.0%  
 3FG % 1st Half: 4-9 44.4% 2nd Half: 1-10 10.0%  
 FT % 1st Half: 0-0 .0% 2nd Half: 5-5 100.0%

Officials: Nick Marshall, Doug Klenc, Alycia Dukas  
 Technical Fouls: Illinois State-None, Southern Illinois-None.  
 SIU Arena, Carbondale, IL Attendance: 703

Score by Period	1st	2nd	Total
Illinois State	43	26	69
Southern Illinois	30	24	54

Points	In Paint	Off T/O	2nd Chance	Fast Break	Bench
ILL	36	21	6	10	27
SIU	32	12	18	2	18

Last FG - Illinois State 2nd-01:34, Southern Illinois 2nd-01:11.  
 Largest lead - Illinois State by 19 2nd-08:52, Southern Illinois None

Score Tied - 0 times  
 Lead Changed - 0 times

Official Box Score -- Game Totals -- Final Statistics  
 Southern Illinois vs. UNI  
 3/13/2015 2:35 p.m. at St. Charles, Mo. - Family Arena

#	Player	G	Total		3-Ptr		Rebounds			PF	TP	A	TO	Blk	Stl	Min															
			FG-FGA	FG-FGA	FT-FTA	Off	Def	Tot																							
00	Dyana Pierre	F	8-16	0-0	2-4	10	11	21	2	18	0	7	2	0	34																
02	Blair Stephenson	F	0-0	0-0	0-0	0	0	0	1	0	0	0	0	0	3																
03	Ariel Haynes	F	0-0	0-0	0-0	0	0	0	0	0	0	0	0	0	0+																
05	Hannah Shores	G	0-0	0-0	0-0	0	0	0	0	0	0	0	0	0	1																
10	Cartaasha Macklin	G	4-19	0-4	0-0	3	4	7	4	8	3	2	0	1	34																
12	Mercedes Griffin	F	1-7	0-2	0-0	1	0	1	1	2	1	0	1	2	21																
13	Rishonda Napier	G	3-17	2-7	0-0	2	6	8	3	8	0	1	1	0	37																
32	Kylie Giebelhausen	G	0-8	0-3	0-0	0	0	0	0	2	0	1	1	0	29																
33	Azia Washington	C	6-13	0-2	2-4	6	8	14	3	14	0	1	0	1	38																
35	Celina VanHyfte	F	0-2	0-0	0-0	0	0	0	0	0	0	1	0	0	2																
40	Carlte Corrigan	G	0-0	0-0	0-0	0	1	1	0	0	0	0	0	0	1																
TEAM					1		4		5																						
Totals			22-80		2-18		4-8			23			34		57			16		50		5		13		4		6		200	

FG % 1st Half: 11-34 32.4% 2nd Half: 11-46 23.9%  
 3FG % 1st Half: 0-6 .0% 2nd Half: 2-12 16.7%  
 FT % 1st Half: 1-1 100.0% 2nd Half: 3-7 42.9%

#	Player	G	Total		3-Ptr		Rebounds			PF	TP	A	TO	Blk	Stl	Min															
			FG-FGA	FG-FGA	FT-FTA	Off	Def	Tot																							
02	Madison Weekly	G	4-13	0-3	2-2	0	5	5	0	10	2	0	1	1	32																
05	Amber Sorenson	F	4-11	4-11	0-0	0	3	3	3	12	0	4	2	1	30																
10	Ellie Herzberg	G	1-6	0-0	2-2	0	4	4	1	4	1	1	0	0	19																
11	Angie Davison	F	1-3	0-2	0-0	0	1	1	1	2	0	0	1	0	8																
13	Shamae Lamar	G	1-2	0-0	2-2	0	0	0	0	4	1	1	0	1	10																
14	Stephanie Davison	F	1-6	0-1	0-0	1	4	5	1	2	0	1	0	0	24																
22	Brooke Brown	G	5-10	0-1	7-12	1	3	4	1	17	2	0	1	1	30																
24	Britni Donaldson	G	2-4	2-4	0-0	0	3	3	0	6	1	1	0	0	10																
44	Alyssa Johnson	C	1-2	0-0	0-0	1	7	8	3	2	2	3	4	1	37																
TEAM					4		4		8																						
Totals			20-57		6-22		13-18			7			34		41			10		59		9		11		9		5		200	

FG % 1st Half: 10-31 32.3% 2nd Half: 10-26 38.5%  
 3FG % 1st Half: 3-11 27.3% 2nd Half: 3-11 27.3%  
 FT % 1st Half: 3-4 75.0% 2nd Half: 10-14 71.4%

Officials: Beverly Robert, Felicia Grinter, Tim Daley  
 Technical Fouls: Southern Illinois-None, UNI-None.  
 St. Charles, Mo. - Family Arena Attendance: 1097

2015 Missouri Valley Conference Women's Basketball Tournament Quarterfinal

Score by Period	1st	2nd	Total
Southern Illinois	23	27	50
UNI	26	33	59

Points	In Paint	Off T/O	2nd Chance	Fast Break	Bench
SIU	26	10	19	4	7
UNI	30	18	12	0	14

Last FG - Southern Illinois 2nd-00:29, UNI 2nd-01:42.  
 Largest lead - Southern Illinois by 7 2nd-15:36, UNI by 11 2nd-01:11

Score Tied - 11 times  
 Lead Changed - 9 times



CARTAASHA MACKLIN



KYLIE GIEBELHAUSEN

## DEPAUL

Nov. 13, 7 p.m. • Chicago, Ill.

### General Info

Location ..... Chicago, Ill.  
 Enrollment ..... 23,799  
 Nickname ..... Blue Demons  
 School Colors ..... Royal Blue and Scarlet  
 Arena (Capacity) ..... McGrath-Phillips Arena (3,000)  
 Conference ..... Big East  
 Series History ..... SIU trails 3-9

### Coaching Staff

Head Coach ..... Doug Bruno  
 Alma Mater ..... Depaul, 1973  
 Record at School/Years ..... 587-309/29  
 Overall Record/Years ..... 627-339/31  
 Associate Head Coach ..... Jill M. Pizzotti  
 Assistant Coach ..... Candis Blankson  
 Assistant Coach ..... Bart Brooks  
 Basketball Phone ..... (773)325-7507

### Team Info

2014-15 Record ..... 27-8  
 Conference Record/Finish ..... 15-3/1st  
 Starters Returning/Lost ..... 4/1  
 Letterwinners Returning/Lost ..... 10/3

### Sports Info

Women's Basketball SID ..... Alicia Pope  
 Office Phone ..... (773)325-4740  
 E-mail ..... apope8@depaul.edu  
 Website ..... www.depaulbluedemons.com

## ILLINOIS

Dec. 8, 7 p.m. • Champaign, Ill.

### General Info

Location ..... Urbana-Champaign, Ill.  
 Enrollment ..... 44,942  
 Nickname ..... Fighting Illini  
 School Colors ..... Orange and Blue  
 Arena (Capacity) ..... State Farm Center (17,085)  
 Conference ..... Big Ten  
 Series History ..... SIU leads 21-14

### Coaching Staff

Head Coach ..... Matt Bollant  
 Alma Mater ..... Winona State, 1994  
 Record at School/Years ..... 43-51/4  
 Overall Record/Years ..... 325-106/14  
 Assistant Coach ..... Jody Martinez  
 Assistant Coach ..... LaKale Malone  
 Assistant Coach ..... Tianna Kirkland  
 Basketball Phone ..... (217)333-8612

### Team Info

2014-15 Record ..... 15-16  
 Conference Record/Finish ..... 6-12/10th  
 Starters Returning/Lost ..... 2/3  
 Letterwinners Returning/Lost ..... 7/6

### Sports Info

Women's Basketball SID ..... Jenny Dewar  
 Office Phone ..... (217)300-1148  
 E-mail ..... jdewar2@illinois.edu  
 Website ..... www.FightingIllini.com

## MARSHALL

Dec. 28, 2 p.m. • Carbondale, Ill.

### General Info

Location ..... Huntington, W.Va.  
 Enrollment ..... 14,000  
 Nickname ..... Thundering Herd  
 School Colors ..... Kelly Green & White  
 Arena (Capacity) ..... Cam Henderson Center (9,048)  
 Conference ..... Conference USA  
 Series History ..... SIU trails 1-2

### Coaching Staff

Head Coach ..... Matt Daniel  
 Alma Mater ..... Harding, 1998  
 Record at School/Years ..... 37-56/3  
 Overall Record/Years ..... 109-106/7  
 Associate Head Coach ..... Tony Kemper  
 Assistant Coach ..... Devrinn Paul  
 Assistant Coach ..... Caronica Randle  
 Basketball Phone ..... (304)696-5445

### Team Info

2014-15 Record ..... 17-15  
 Conference Record/Finish ..... 8-10/9th  
 Starters Returning/Lost ..... 2/3  
 Letterwinners Returning/Lost ..... 4/1

### Sports Info

Women's Basketball SID ..... Scott Hall  
 Office Phone ..... (304)696-4662  
 E-mail ..... hall133@marshall.edu  
 Website ..... www.Herdzone.com

## MEMPHIS

Nov. 29, 2 p.m. • Memphis, Tenn.

### General Info

Location ..... Memphis, Tenn.  
 Enrollment ..... 21,480  
 Nickname ..... Tigers  
 School Colors ..... Blue and Gray  
 Arena (Capacity) ..... Elma Roane Fieldhouse (2,565)  
 Conference ..... American Athletic Conference  
 Series History ..... SIU trails 5-12

### Coaching Staff

Head Coach ..... Melissa McFerrin  
 Alma Mater ..... Missouri, 1983  
 Record at School/Years ..... 108-86/6  
 Overall Record/Years ..... 158-156/10  
 Associate Head Coach ..... David Midlick  
 Assistant Coach ..... Erin Grant  
 Assistant Coach ..... Jessica Bogia  
 Basketball Phone ..... (901)678-4120

### Team Info

2014-15 Record ..... 14-17  
 Conference Record/Finish ..... 7-11/7th  
 Starters Returning/Lost ..... 5/0  
 Letterwinners Returning/Lost ..... 10/2

### Sports Info

Women's Basketball SID ..... Lamar Chance  
 Office Phone ..... (901)678-2349  
 E-mail ..... lchance1@memphis.edu  
 Website ..... www.gotigersgo.com

## MERCER

Dec. 19, 7 p.m. • Macon, Ga.

### General Info

Location ..... Macon, Ga.  
 Enrollment ..... 8,300  
 Nickname ..... Bears  
 School Colors ..... Orange and Black  
 Arena (Capacity) ..... Hawkins Arena (3,200)  
 Conference ..... Southern Conference  
 Series History ..... SIU leads 2-0

### Coaching Staff

Head Coach ..... Susie Gardner  
 Alma Mater ..... Georgia, 1986  
 Record at School/Years ..... 65-91/5  
 Overall Record/Years ..... 241-238/16  
 Assistant Coach ..... Tiffany Morton  
 Assistant Coach ..... Trelanne Powell  
 Assistant Coach ..... Ben Wierzba  
 Basketball Phone ..... (478)301-2059

### Team Info

2014-15 Record ..... 20-15  
 Conference Record/Finish ..... 9-5/3rd (SoCon)  
 Starters Returning/Lost ..... 1/4  
 Letterwinners Returning/Lost ..... 5/5

### Sports Info

Women's Basketball SID ..... Jenny Moss  
 Office Phone ..... (478)301-5218  
 E-mail ..... moss\_je@mercer.edu  
 Website ..... www.MercerBears.com

## MOREHEAD STATE

Dec. 12, 3 p.m. • Carbondale, Ill.

### General Info

Location ..... Morehead, Ky.  
 Enrollment ..... 10,951  
 Nickname ..... Eagles  
 School Colors ..... Blue and Gold  
 Arena (Capacity) ..... Ellis T. Johnson Arena (6,500)  
 Conference ..... Ohio Valley  
 Series History ..... Series tied 1-1

### Coaching Staff

Head Coach ..... Greg Todd  
 Alma Mater ..... Eastern Kentucky, 1983  
 Record at School/Years ..... 12-18/1  
 Overall Record/Years ..... 165-75/9  
 Assistant Coach ..... Jim Brown  
 Assistant Coach ..... Brittany Parker  
 Assistant Coach ..... Lazar Milinkovic  
 Basketball Phone ..... (606)783-2126

### Team Info

2014-15 Record ..... 12-18  
 Conference Record/Finish ..... 8-8/6th  
 Starters Returning/Lost ..... 2/3  
 Letterwinners Returning/Lost ..... 5/4

### Sports Info

Women's Basketball SID ..... Eric Mathews  
 Office Phone ..... (606)783-2500  
 E-mail ..... exmathews@moreheadstate.edu  
 Website ..... www.MSU Eagles.com



**MURRAY STATE**

Dec. 2, 6 p.m. • Murray, Ky.

**General Info**

Location ..... Murray, Ky.  
 Enrollment ..... 10,943  
 Nickname ..... Racers  
 School Colors ..... Navy and Gold  
 Arena (Capacity) ..... CFSB Center (8,500)  
 Conference ..... Ohio Valley  
 Series History ..... SIU leads 35-5

**Coaching Staff**

Head Coach ..... Rob Cross  
 Alma Mater ..... Murray State, 1991  
 Record at School/Years ..... 93-116/7  
 Overall Record/Years ..... 93-116/7  
 Assistant Coach ..... Tony Cross  
 Assistant Coach ..... Keisha McClinic  
 Assistant Coach ..... Aubrey Reese  
 Basketball Phone ..... (270)809-7051

**Team Info**

2014-15 Record ..... 8-21  
 Conference Record/Finish ..... 3-13/11th  
 Starters Returning/Lost ..... 2/3  
 Letterwinners Returning/Lost ..... 8/5

**Sports Info**

Women's Basketball SID ..... Kevin DeVries  
 Office Phone ..... (270)809-7044  
 E-mail ..... kdevries@murraystate.edu  
 Website ..... www.GoRacers.com

**SIU-EDWARDSVILLE**

Dec. 4, 12 p.m. • Carbondale, Ill.

**General Info**

Location ..... Edwardsville, Ill.  
 Enrollment ..... 14,265  
 Nickname ..... Cougars  
 School Colors ..... Red and White  
 Arena (Capacity) ..... Vadalabene Center (4,000)  
 Conference ..... Ohio Valley  
 Series History ..... SIU leads 2-1

**Coaching Staff**

Head Coach ..... Paula Buscher  
 Alma Mater ..... Missouri State, 1986  
 Record at School/Years ..... 46-46/3  
 Overall Record/Years ..... 256-272/18  
 Assistant Coach ..... Todd Schultze  
 Assistant Coach ..... Lacey Shalenko  
 Assistant Coach ..... Holly Spoo  
 Basketball Phone ..... (618)558-4112

**Team Info**

2014-15 Record ..... 19-12  
 Conference Record/Finish ..... 13-3/2nd  
 Starters Returning/Lost ..... 4/1  
 Letterwinners Returning/Lost ..... 8/3

**Sports Info**

Women's Basketball SID ..... Eric Hess  
 Office Phone ..... (618)650-3608  
 E-mail ..... ehess@siue.edu  
 Website ..... www.siuecougars.com

**SOUTHEAST MISSOURI**

Dec. 22, 12 p.m. • Cape Girardeau, Mo.

**General Info**

Location ..... Cape Girardeau, Mo.  
 Enrollment ..... 12,087  
 Nickname ..... Redhawks  
 School Colors ..... Red and Black  
 Arena (Capacity) ..... Show Me Center (7,000)  
 Conference ..... Ohio Valley  
 Series History ..... SIU leads 25-7

**Coaching Staff**

Head Coach ..... Rekha Patterson  
 Alma Mater ..... North Carolina A&T, 2001  
 Record at School/Years ..... 0-0/1  
 Overall Record/Years ..... 0-0/1  
 Assistant Coach ..... James Arnold  
 Assistant Coach ..... Chante Crutchfield  
 Assistant Coach ..... Jauwan Scaife  
 Basketball Phone ..... (573)651-5030

**Team Info**

2014-15 Record ..... 10-19  
 Conference Record/Finish ..... 3-13/10th  
 Starters Returning/Lost ..... 2/3  
 Letterwinners Returning/Lost ..... 9/5

**Sports Info**

Women's Basketball SID ..... Scott Stevenson  
 Office Phone ..... (573)651-2294  
 E-mail ..... sstevenson@semo.edu  
 Website ..... www.GoSoutheast.com

**UT-MARTIN**

Nov. 25, 6 p.m. • Martin, Tenn.

**General Info**

Location ..... Martin, Tenn.  
 Enrollment ..... 7,024  
 Nickname ..... Skyhawks  
 School Colors ..... Navy Blue and Orange  
 Arena (Capacity) ..... Elam Center/Skyhawk Arena (4,300)  
 Conference ..... Ohio Valley  
 Series History ..... Series tied 8-8

**Coaching Staff**

Head Coach ..... Kevin McMillan  
 Alma Mater ..... Rhodes, 1989  
 Record at School/Years ..... 120-73/6  
 Overall Record/Years ..... 120-73/6  
 Assistant Coach ..... David Russell  
 Assistant Coach ..... David Hart  
 Assistant Coach ..... Heather Butler

**Team Info**

2014-15 Record ..... 22-11  
 Conference Record/Finish ..... 16-0/1st  
 Starters Returning/Lost ..... 3/2  
 Letterwinners Returning/Lost ..... 4/8

**Sports Info**

Women's Basketball SID ..... Alex Boggis  
 Office Phone ..... (731)881-7694  
 E-mail ..... daboggis@utm.edu  
 Website ..... www.UTMSports.com



CELINA VANHYFTE



## BRADLEY

Jan. 8, 6 p.m. • Carbondale, Ill.

Feb. 7, 2 p.m. • Peoria, Ill.

### General Info

Location ..... Peoria, Ill.  
 Enrollment ..... 5,700  
 Nickname ..... Braves  
 School Colors ..... Red and White  
 Arena (Capacity) ..... Renaissance Coliseum (4,200)  
 Series History ..... SIU leads 44-24

### Coaching Staff

Head Coach ..... Michael Brooks  
 Alma Mater ..... Western State, 2004  
 Record at School/Years ..... 28-62/4  
 Overall Record/Years ..... 33-87/5  
 Assistant Coach ..... Skyler Young  
 Assistant Coach ..... Lindsay Schultz  
 Assistant Coach ..... Lindsay Weiss  
 Basketball Phone ..... (309)677-4557

### Team Info

2014-15 Record ..... 6-24  
 Conference Record/Finish ..... 5-13/8th  
 Starters Returning/Lost ..... 4/1  
 Letterwinners Returning/Lost ..... 9/2

### Sports Info

Women's Basketball SID ..... Jim Rea  
 Office Number ..... 309)677-3869  
 E-mail ..... jrea@bradley.edu  
 Website ..... www.BradleyBraves.com

## DRAKE

Jan. 1, 2 p.m. • Des Moines, Iowa

March 5, 2 p.m. • Carbondale, Ill.

### General Info

Location ..... Des Moines, Iowa  
 Enrollment ..... 5,668  
 Nickname ..... Bulldogs  
 School Colors ..... Blue and White  
 Arena (Capacity) ..... Knapp Center (7,152)  
 Series History ..... SIU trails 27-52

### Coaching Staff

Head Coach ..... Jennie Baranczyk  
 Alma Mater ..... Iowa, 2004  
 Record at School/Years ..... 48-46/4  
 Overall Record/Years ..... 48-46/4  
 Associate Head Coach ..... Allison Pohlman  
 Assistant Coach ..... Dan Doerflein  
 Assistant Coach ..... Dominique Kelley  
 Basketball Phone ..... (515)271-2165

### Team Info

2014-15 Record ..... 20-11  
 Conference Record/Finish ..... 15-3/2nd  
 Starters Returning/Lost ..... 3/2  
 Letterwinners Returning/Lost ..... 7/5

### Sports Info

Women's Basketball SID ..... John Meyer  
 Office Phone ..... (515)271-3740  
 E-mail ..... john.meyer@drake.edu  
 Website ..... www.GoDrakeBulldogs.com

## EVANSVILLE

Jan. 16, 2 p.m. • Carbondale, Ill.

Feb. 14, 1 p.m. • Evansville, Ind.

### General Info

Location ..... Evansville, Ind.  
 Enrollment ..... 2,097  
 Nickname ..... Purple Aces  
 School Colors ..... Purple, White and Orange  
 Arena (Capacity) ..... Ford Center (9,640)  
 Series History ..... Series tied 26-26

### Coaching Staff

Head Coach ..... Otis Epps  
 Alma Mater ..... Wisconsin-Stout, 2002  
 Record at School/Years ..... 42-81/5  
 Overall Record/Years ..... 42-81/5  
 Assistant Coach ..... Matt Ruffing  
 Interim Assistant Coach ..... Doug Rogers  
 Basketball Phone ..... (812)488-2289

### Team Info

2014-15 Record ..... 13-19  
 Conference Record/Finish ..... 6-11/7th  
 Starters Returning/Lost ..... 3/2  
 Letterwinners Returning/Lost ..... 8/4

### Sports Info

Women's Basketball SID ..... Mike Radomski  
 Office Phone ..... (812)488-2394  
 E-mail ..... mr266@evansville.edu  
 Website ..... www.GoPurpleAces.com

## ILLINOIS STATE

Jan. 31, 2 p.m. • Carbondale, Ill.

Feb. 25, 7:30 p.m. • Normal, Ill.

### General Info

Location ..... Normal, Ill.  
 Enrollment ..... 20,271  
 Nickname ..... Redbirds  
 School Colors ..... Red and White  
 Arena (Capacity) ..... Redbird Arena (10,000)  
 Series History ..... SIU trails 45-59

### Coaching Staff

Head Coach ..... Barb Smith  
 Alma Mater ..... Ohio State, 1986  
 Record at School/Years ..... 12-48/3  
 Overall Record/Years ..... 61-134/8  
 Assistant Coach ..... Lisa Hayden  
 Assistant Coach ..... Cathy Boswell  
 Assistant Coach ..... Jessica Grayson  
 Basketball Phone ..... (309)438-2567

### Team Info

2014-15 Record ..... 2-28  
 Conference Record/Finish ..... 2-16/10th  
 Starters Returning/Lost ..... 2/3  
 Letterwinners Returning/Lost ..... 4/7

### Sports Info

Women's Basketball SID ..... Lauren Hutchcraft  
 Cell Phone ..... (309)438-3802  
 E-mail ..... lehutch@ilstu.edu  
 Website ..... www.GoRedbirds.com

## INDIANA STATE

Jan. 29, 6 p.m. • Carbondale, Ill.

Feb. 28, 2 p.m. • Terre Haute, Ind.

### General Info

Location ..... Terre Haute, Ind.  
 Enrollment ..... 13,183  
 Nickname ..... Sycamores  
 School Colors ..... Royal Blue and White  
 Arena (Capacity) ..... Hulman Center (10,200)  
 Series History ..... SIU leads 43-40

### Coaching Staff

Head Coach ..... Joey Wells  
 Alma Mater ..... Fresno Pacific, 1996  
 Record at School/Years ..... 17-13/2  
 Overall Record/Years ..... 17-13/2  
 Assistant Coach ..... Josh Keister  
 Assistant Coach ..... Janet Eaton  
 Assistant Coach ..... Sara Riedeman  
 Basketball Phone ..... (812)237-8357

### Team Info

2014-15 Record ..... 17-13  
 Conference Record/Finish ..... 7-11/6th  
 Starters Returning/Lost ..... 0/5  
 Letterwinners Returning/Lost ..... 8/7

### Sports Info

Women's Basketball SID ..... Megan Kramper  
 Office Phone ..... (812)237-4159  
 E-mail ..... megan.kramper@indstate.edu  
 Website ..... www.GoSycamores.com

## LOYOLA

Jan. 10, 2 p.m. • Carbondale, Ill.

Feb. 5, 7 p.m. • Chicago, Ill.

### General Info

Location ..... Chicago, Ill.  
 Enrollment ..... 15,957  
 Nickname ..... Ramblers  
 School Colors ..... Maroon and Gold  
 Arena (Capacity) ..... Gentile Arena (4,963)  
 Series History ..... Series tied 4-4

### Coaching Staff

Head Coach ..... Sheryl Swoopes  
 Alma Mater ..... Texas Tech, 1994  
 Record at School/Years ..... 17-46/3  
 Overall Record/Years ..... 17-46/3  
 Assistant Coach ..... Jeanine Wasielewski  
 Assistant Coach ..... Mahogany Green  
 Assistant Coach ..... Keshia Watson  
 Basketball Phone ..... (773)508-2755

### Team Info

2014-15 Record ..... 6-25  
 Conference Record/Finish ..... 3-15/9th  
 Starters Returning/Lost ..... 3/2  
 Letterwinners Returning/Lost ..... 6/7

### Sports Info

Women's Basketball SID ..... Ryan Haley  
 Office Phone ..... (773)508-2557  
 E-mail ..... rhaley2@luc.edu  
 Website ..... www.LoyolaRamblers.com

## MISSOURI STATE

Jan. 24, 7 p.m. • Springfield, Mo.

Feb. 19, 6 p.m. • Carbondale, Ill.

### General Info

Location ..... Springfield, Mo.  
 Enrollment ..... 24,735  
 Nickname ..... Lady Bears  
 School Colors ..... Maroon and White  
 Arena (Capacity) ..... JQH Arena (11,000)  
 Series History ..... SIU trails 26-47

### Coaching Staff

Head Coach ..... Kellie Harper  
 Alma Mater ..... Tennessee, 1999  
 Record at School/Years ..... 32-32/3  
 Overall Record/Years ..... 199-161/12  
 Associate Head Coach ..... Jon Harper  
 Assistant Coach ..... Jackie Stiles  
 Assistant Coach ..... Jennifer Sullivan  
 Basketball Phone ..... (419)836-4136

### Team Info

2014-15 Record ..... 18-15  
 Conference Record/Finish ..... 13-5/3rd  
 Starters Returning/Lost ..... 4/1  
 Letterwinners Returning/Lost ..... 10/2

### Sports Info

Women's Basketball SID ..... Ben Adamson  
 Office Phone ..... (417)836-4584  
 E-mail ..... benadamson@missouristate.edu  
 Website ..... www.MissouriStateBears.com

## NORTHERN IOWA

Jan. 3, 2 p.m. • Cedar Falls, Iowa

March 3, 6 p.m. • Carbondale, Ill.

### General Info

Location ..... Cedar Falls, Iowa  
 Enrollment ..... 12,159  
 Nickname ..... Panthers  
 School Colors ..... Purple and Old Gold  
 Arena (Capacity) ..... McLeod Center (6,650)  
 Series History ..... SIU trails 31-34

### Coaching Staff

Head Coach ..... Tanya Warren  
 Alma Mater ..... Creighton, 1988  
 Record at School/Years ..... 138-119/9  
 Overall Record/Years ..... 138-119/9  
 Assistant Coach ..... Brad Nelson  
 Assistant Coach ..... Adam DeJooode  
 Assistant Coach ..... Tiffany Copping  
 Basketball Phone ..... (319)273-6987

### Team Info

2014-15 Record ..... 17-15  
 Conference Record/Finish ..... 12-6/4th  
 Starters Returning/Lost ..... 4/1  
 Letterwinners Returning/Lost ..... 10/3

### Sports Info

Women's Basketball SID ..... Jordie Lindley  
 Office Phone ..... (319)273-3642  
 E-mail ..... Jordan.Lindley@uni.edu  
 Website ..... www.UNIPanthers.com

## WICHITA STATE

Jan. 22, 7 p.m. • Wichita, Kan.

Feb. 21, 2 p.m. • Carbondale, Ill.

### General Info

Location ..... Wichita, Kan.  
 Enrollment ..... 14,550  
 Nickname ..... Shockers  
 School Colors ..... Black and Yellow  
 Arena (Capacity) ..... Charles Koch Arena (10,506)  
 Series History ..... SIU leads 36-32

### Coaching Staff

Head Coach ..... Jody Adams  
 Alma Mater ..... Tennessee, 1994  
 Record at School/Years ..... 147-83/7  
 Overall Record/Years ..... 171-91/8  
 Assistant Coach ..... Kirk Crawford  
 Assistant Coach ..... Bridgette Gordon  
 Assistant Coach ..... Kaci Bailey  
 Basketball Phone ..... (316)978-3257

### Team Info

2014-15 Record ..... 29-5  
 Conference Record/Finish ..... 17-1/1st  
 Starters Returning/Lost ..... 0/5  
 Letterwinners Returning/Lost ..... 3/7

### Sports Info

Women's Basketball SID ..... Larry Rankin  
 Office Phone ..... (316)978-3221  
 E-mail ..... lrankin@goshockers.com  
 Website ..... www.GoShockers.com



**RISHONDA NAPIER**



## CHARLOTTE WEST

Year	Record	Pct.	Conf.	Pct.	Place
1959-60	3-1	.750	-	-	-
1960-61	4-1	.800	-	-	-
1961-62	4-0	1.00	-	-	-
1963-64	7-2	.778	-	-	-
1964-65	5-0	1.00	-	-	-
1965-66	6-2	.750	-	-	-
1966-67	5-0	1.00	-	-	-
1967-68	5-2	.714	-	-	-
1968-69	11-2	.846	-	-	-
1969-70	13-2	.867	-	-	-
1970-71	11-3	.786	-	-	-
1971-72	8-6	.571	-	-	-
1972-73	8-10	.444	-	-	-
1973-74	10-12	.455	-	-	-
1974-75	13-8	.619	-	-	-
<b>Totals</b>	<b>113-51</b>	<b>.689</b>	-	-	-

## JO ANNE THORPE

Year	Record	Pct.	Conf.	Pct.	Place
1962-63	3-2	.600	-	-	-
<b>Totals</b>	<b>3-2</b>	<b>.600</b>	-	-	-

## MAUREEN WEISS

Year	Record	Pct.	Conf.	Pct.	Place
1975-76	12-9	.571	-	-	-
1976-77	15-8	.652	-	-	-
<b>Totals</b>	<b>27-17</b>	<b>.614</b>	-	-	-

## CINDY SCOTT

Year	Record	Pct.	Conf.	Pct.	Place
1977-78	14-10	.583	-	-	-
1978-79	12-16	.429	-	-	-
1979-80	20-6	.769	-	-	-
1980-81	14-18	.438	-	-	-
1981-82	17-12	.586	-	-	-
1982-83	22-11	.667	-	-	-

### Gateway Conference

1983-84	22-6	.786	15-3	.833	T2nd
1984-85	21-7	.750	14-4	.778	3rd
1985-86	25-4	.862	18-0	1.00	1st
1986-87	28-3	.903	18-0	1.00	1st
1987-88	16-11	.593	12-6	.667	T4th
1988-89	19-10	.655	15-3	.833	2nd
1989-90	21-10	.677	14-4	.778	T1st
1990-91	19-10	.655	13-5	.722	T2nd

Gateway Conference Record 119-25 (.826)

### Missouri Valley Conference

1991-92	23-8	.741	15-3	.833	2nd
1992-93	19-10	.655	12-4	.750	T2nd
1993-94	15-12	.556	9-7	.563	3rd
1994-95	19-9	.679	13-5	.722	T2nd
1995-96	18-10	.643	15-3	.833	2nd
1996-97	14-14	.500	9-9	.500	T4th
1997-98	10-18	.357	7-11	.389	8th

Missouri Valley Record 80-42 (.656)

**Totals 388-215 .643 199-67 .748**

## JULIE BECK

Year	Record	Pct.	Conf.	Pct.	Place
1998-99	6-21	.222	5-13	.278	9th
1999-00	8-20	.286	5-13	.278	T8th
<b>Totals</b>	<b>14-41</b>	<b>.255</b>	<b>10-26</b>	<b>.278</b>	

## LORI OPP

Year	Record	Pct.	Conf.	Pct.	Place
2000-01	7-20	.259	4-14	.222	9th
2001-02	6-21	.222	2-16	.111	10th
2002-03	7-20	.259	3-15	.166	10th
2003-04	3-24	.111	2-16	.111	10th
<b>Totals</b>	<b>23-85</b>	<b>.213</b>	<b>11-61</b>	<b>.153</b>	

## DANA EIKENBERG

Year	Record	Pct.	Conf.	Pct.	Place
2004-05	3-24	.111	1-17	.056	10th
2005-06	10-18	.357	6-12	.333	8th
2006-07	21-11	.656	16-2	.889	1st
2007-08	10-20	.333	5-13	.278	9th
2008-09	9-19	.321	5-13	.278	8th
<b>Totals</b>	<b>53-92</b>	<b>.366</b>	<b>33-57</b>	<b>.367</b>	

## MISSY TIBER

Year	Record	Pct.	Conf.	Pct.	Place
2009-10	5-24	.172	4-14	.222	9th
2010-11	2-28	.067	0-18	.000	10th
2011-12	8-22	.267	4-14	.222	9th
2012-13	4-12	.250	1-4	.200	10th
<b>Totals</b>	<b>19-86</b>	<b>.181</b>	<b>9-50</b>	<b>.153</b>	

## ADRIANNE HARLOW

Year	Record	Pct.	Conf.	Pct.	Place
2012-13	1-14	.067	0-13	.000	10th
<b>Totals</b>	<b>1-14</b>	<b>.067</b>	<b>0-13</b>	<b>.000</b>	

## CINDY STEIN

Year	Record	Pct.	Conf.	Pct.	Place
2013-14	5-25	.167	3-15	.167	10th
2014-15	17-13	.567	10-8	.556	5th
<b>Totals</b>	<b>22-38</b>	<b>.367</b>	<b>13-23</b>	<b>.361</b>	



**Charlotte West**  
1960-62/64-75  
113-51 (.689)



**Jo Anne Thorpe**  
1962-63  
3-2 (.600)



**Maureen Weiss**  
1976-77  
27-17 (.614)



**Cindy Scott**  
1978-98  
388-215 (.643)



**Julie Beck**  
1999-2000  
14-41 (.255)



**Lori Opp**  
2001-04  
23-85 (.213)



**Dana Eikenberg**  
2005-09  
53-92 (.366)



**Missy Tiber**  
2010-13  
15-74 (.169)



**Cindy Stein**  
2013-Present  
22-38 (.367)

## 1959-60

Charlotte West  
Record: 3-1 (.780)

No Game Results Available

## 1960-61

Charlotte West  
Record: 4-1 (.800)

No Game Results Available

## 1961-62

Charlotte West  
Record: 4-0 (1.000)

Principia	W
Illinois State	W
Greenville	W
SE Missouri State	W

## 1962-63

Jo Anne Thorpe  
Record: 3-2 (.600)

Western Illinois	L	32-39
at SE Missouri State	W	37-22
at Illinois	L	15-54
Alton	W	53-25
Principia	W	42-18

## 1963-64

Charlotte West  
Record: 7-2 (.778)

Principia	W	33-27
Lincoln Christian	W	48-24
Illinois State	W	25-22
Illinois Wesleyan	W	22-15
Illinois State	L	15-31
Illinois State	W	38-21
Eastern Illinois	W	28-27
SE Missouri State	L	30-31
SE Missouri State	W	28-7

## 1964-65

Charlotte West  
Record: 5-0 (1.000)

Principia	W	65-31
Northern Illinois	W	32-19
Western Illinois	W	51-24
Principia	W	45-27
SE Missouri State	W	37-36

## 1965-66

Charlotte West  
Record: 6-2 (.750)

Principia	W	54-7
Northern Illinois	L	23-31
Illinois	W	44-24
Illinois State	L	21-44
Western Illinois	W	26-21
Western Illinois	W	53-34
SE Missouri State	W	42-38
SE Missouri State	W	30-6

## 1966-67

Charlotte West  
Record: 5-0 (1.000)

Western Illinois	W	41-23
Western Illinois	W	33-19
at SE Missouri State	W	31-21
at SE Missouri State	W	35-19
at Principia	W	45-27

## 1967-68

Charlotte West  
Record: 5-2 (.714)

at Illinois State	L	27-32
SE Missouri State	W	43-24
at Northern Illinois	L	29-38
at Greenville	W	44-22
Western Illinois	W	26-17
Illinois	W	38-20
Principia	W	23-19

## 1968-69

Charlotte West  
Record: 11-2 (.846)

Indiana State	W	53-24
at Eastern Illinois (1/18)	W	46-19

State Tournament  
Normal, Ill. (2/8-9)

vs. Illinois (2/8)	W	68-18
at Illinois State (2/9)	W	43-42
Miss. College for Women	L	42-62
Western Illinois	W	43-9
SE Missouri State	W	53-31
Greenville	W	33-18
Murray State	W	60-37
SE Missouri State	W	50-26
Northern Illinois	W	64-19

National Invitational Tournament

West Chester, Pa. (3/20-22)

vs. Towson State (3/20)	W	57-27
vs. Western Carolina (3/21)	L	42-44

## 1969-70

Charlotte West  
Record: 13-2 (.867)

Murray State	W	50-28
Indiana State	W	57-32
Indiana Central	W	56-37
Illinois	W	49-21
Illinois State	W	43-37
SE Missouri State	W	54-27
Eastern Illinois	W	43-15
Independence	W	34-20
Missouri-St. Louis	W	61-23
Western Illinois	W	34-24
Illinois State	L	32-35

National Invitational Tournament (3rd)

vs. East Stroudsburg	L	42-45
vs. Springfield	W	38-35
vs. Towson State	W	44-30
vs. SUNY-Cortland	W	37-30

## 1970-71

Charlotte West  
Record: 11-3 (.786)

Kansas State	L	38-56
Murray State	W	46-36
Western Illinois	W	37-14
at Eastern Illinois	W	22-18
Illinois	W	
Missouri State	W	45-32

State Tournament (1st)

Illinois	W	54-45
Western Illinois	W	55-29
Illinois State	W	32-27
SE Missouri State	L	38-40
SE Missouri State	W	38-27

Midwest Invitational (3rd)

Normal, Illinois

Wisconsin-La Crosse	W	
Indiana	L	
Illinois	W	

## 1971-72

Charlotte West  
Record: 8-6 (.571)

Olivet Nazarene	W	43-20
Illinois State	L	36-54
Quincy	W	50-25
Eastern Illinois	W	41-27
Illinois State	L	44-53
Illinois	L	42-54
Indiana State	W	50-40
Illinois State	L	45-61
Western Illinois	L	43-49
Eastern Illinois	W	44-31
SE Missouri State	W	39-24
Indiana	L	31-43



SE Missouri State	W	61-22
Eastern Illinois	W	44-31

## 1972-73

**Charlotte West**  
Record: 8-10 (.444)

Indiana	L	28-45
Illinois State	W	38-27
Western Illinois	L	38-48
Indiana State	L	36-62
Tennessee-Martin	L	24-40
Murray State	L	35-37
Illinois	W	33-29
Eastern Illinois	L	40-50
SE Missouri State	W	54-34
Tennessee-Martin	L	19-31
Western Illinois	W	49-39

**IAIAW State Tournament**  
River Forest, Illinois

Concordia	W	46-40
Illinois State	L	36-52
Western Illinois	W	46-24

**MAIAW Regional Tourney**  
Cedarville, Ohio

Calvin	L	33-43
Wisconsin-Oshkosh	W	54-47
Miami (OH)	W	53-34
Western Michigan	L	32-47

## 1973-74

**Charlotte West**  
Record: 10-12 (.455)

Missouri-St. Louis	L	38-40
Principia	W	62-44
Illinois State	L	31-47
Tennessee-Martin	L	43-45
Greenville	L	46-50
Murray State	W	49-40
Memphis State	L	25-56
SE Missouri State	W	52-25
SW Baptist	W	63-25
Indiana State	L	36-64
SE Missouri State	W	62-43
Northern Illinois	W	31-27
Illinois State	L	41-65
Murray State	W	47-45
Eastern Illinois	L	33-38
Illinois	W	46-29
Western Illinois	L	45-54
Illinois-Chicago Circle	W	50-34
Illinois State	L	36-42
Eastern Illinois	W	46-31

**Midwest AIAW Regional Tournament**  
Terre Haute, Ind.

Indiana	L	40-53
Wisconsin-Oshkosh	L	35-39

## 1974-75

**Charlotte West**  
Record: 13-8 (.619)

Illinois (1/24)	W	42-41
SE Missouri State (1/25)	W	64-35
at Principia (1/29)	W	57-46
Indiana State (1/31)	L	46-48
Tennessee-Martin (2/1)	L	44-48
Eastern Illinois (2/1)	W	62-45
at Murray State (2/3)	L	40-57
Memphis State (2/7)	L	40-60
Central Michigan (2/8)	L	34-44
Murray State (2/11)	W	48-44
at Northern Illinois (2/16)	W	69-38
at SE Missouri (2/19)	W	67-57
at Vincennes (2/21)	W	57-44
at Eastern Illinois (2/22)	W	60-39
AAU Cape (2/24)	W	46-38
SIU-Edwardsville (2/28)	W	67-32
Northeastern (2/28)	W	64-51
at Illinois (3/1)	W	66-54(OT)
Illinois State (3/1)	L	47-67

**Midwest AIAW Regional Tournament**  
Normal, Illinois

Calvin (3/6)	L	50-52
Bowling Green (3/7)	L	50-68

## 1975-76

**Maureen Weiss**  
Record: 12-9 (.571)

at SE Missouri (1/22)	W	70-20
at Union (1/23)	L	66-95
at Memphis State (1/24)	L	61-74
Grandview (1/28)	L	72-77
vs. Michigan State (1/30)	W	67-59
at Central Mich. (1/31)	W	70-56
Northern Illinois (2/6)	W	66-20
Murray State (2/12)	W	58-29
vs. Union (2/13)	L	69-83
at Tennessee-Martin (2/14)	W	62-61
at Indiana State (2/16)	L	55-59
at Western Illinois (2/20)	W	60-50
vs. Eastern Illinois (2/21)	W	72-32
vs. Chicago State (2/21)	W	79-50
Illinois State (2/27)	W	69-67(OT)
at Illinois (2/28)	L	60-73

**IAIAW State Tournament (2nd)**  
Macomb, Illinois

Chicago State (3/4)	W	80-39
Illinois-Chicago (3/5)	W	59-48
Illinois State (3/6)	L	55-68

**Midwest AIAW Regional Tournament**  
Mt. Pleasant, Mich.

Wis.-La Crosse (3/11)	L	57-79
Indiana (3/12)	L	46-56

## 1976-77

**Maureen Weiss**  
Record: 15-8 (.652)

at Missouri-St. Louis (12/3)	W	69-65
at Saint Louis (12/4)	W	75-41
at Indiana (12/11)	L	50-65
at Missouri (1/13)	W	66-65
at Cent. Missouri (1/14)	L	42-56
at Missouri State (1/15)	W	67-64
Memphis State (1/21)	L	58-67
Western Illinois (1/27)	W	92-59
Tennessee-Martin (1/28)	W	73-35
Union (1/29)	L	56-74
Eastern Illinois (2/4)	W	73-50
Indiana State (2/5)	W	74-51
at Illinois State (2/11)	L	58-66
at Northern Illinois (2/12)	W	75-49
at Ball State (2/18)	W	63-55
Illinois-Chicago (2/19)	W	68-33
Illinois (2/22)	W	56-41

**Central Michigan Tourney**  
Mt. Pleasant, Mich.

Central Michigan (2/25)	L	60-93
Michigan (2/26)	W	65-49

**IAIAW State Tournament (3rd)**  
DeKalb, Illinois

Western Illinois (3/3)	W	89-41
Northwestern (3/4)	L	64-75
Illinois-Chicago Cir. (3/5)	W	65-47

**Midwest AIAW Regional Tournament**  
West Lafayette, Ind.

Ohio State	L	59-78
------------	---	-------

## 1977-78

**Cindy Scott**  
Record: 14-10 (.583)

Central Missouri (12/2)	L	50-58
Indiana (12/3)	W	62-38
at Illinois State	W	82-57
at Union (1/12)	L	64-79

**Saluki Invitational (2nd)**  
Carbondale, Illinois (1/19-21)

Purdue (1/20)	W	71-55
Illinois-Chicago (1/21)	L	47-52
Missouri State	W	55-44
Illinois State (1/26)	W	61-48
at Ball State (2/3)	W	76-49
at Indiana State (2/4)	W	70-61
at Memphis State (2/7)	L	64-78
at Western Illinois (2/10)	L	70-77
at NE Missouri (2/11)	W	81-61
at Illinois (2/16)	W	58-53
Eastern Illinois (2/17)	W	66-48
Missouri (2/18)	L	54-58
at Louisville (2/23)	L	56-57
at Eastern Kentucky (2/25)	W	68-61

**IAIAW State Tournament (2nd)**

## Normal, Illinois

Eastern Illinois (3/2)	W	91-64
Illinois-Chicago (3/3)	W	60-56
Illinois State (3/4)	L	63-66

## Midwest AIAW Regional Tournament (4th)

### East Lansing, Mich.

Michigan State (3/9)	W	63-62
Indiana State (3/10)	L	43-48
Wisconsin (3/11)	L	64-65

## 1978-79

**Cindy Scott**

**Record: 20-6 (.769)**

### Turkey Tournament

#### Springfield, Missouri (11/24-26)

Texas A&M (11/24)	W	70-64
Missouri State (11/25)	W	66-56
NW Missouri (11/26)	L	63-64
Cincinnati (12/2)	W	66-58
C. Missouri (12/7)	W	80-60
Louisville (12/11)	W	84-70
Ball State (12/14)	W	81-46
Lambuth (1/11)	W	56-51
at Missouri (1/13)	W	62-60(OT)

### Saluki Invitational

#### Carbondale, Illinois (1/19-20)

Western Illinois (1/19)	W	71-61
William Woods (1/20)	W	59-49
Illinois (1/23)	W	63-48
at Eastern Illinois (1/26)	W	56-47
at Indiana (1/27)	L	40-60
Tennessee-Martin (2/2)	W	74-53
Indiana State (2/4)	W	60-48

### Illinois State Invitational

#### Normal, Illinois (2/8-10)

Memphis State (2/8)	L	71-77
Oakland (2/9)	W	82-62
Wis.-La Crosse (2/10)	L	68-83
at Northwestern (2/16)	L	65-81
at Illinois-Chicago (2/17)	W	50-48(OT)
Eastern Kentucky (2/24)	W	74-53

### IAIAW State Tourney (1st)

#### Carbondale, Illinois

Chicago Circle (3/2)	W	68-43
DePaul (3/3)	W	64-61(OT)
Northwestern (3/4)	W	71-58

### Midwest Regional Tourney

#### Kalamazoo, Mich.

Northwestern (3/8)	L	67-69
--------------------	---	-------

## 1979-80

**Cindy Scott**

**Record: 12-16 (.429)**

at Murray State (11/19)	W	72-69
-------------------------	---	-------

### Turkey Tournament (2nd)

#### Springfield, Missouri (11/23-25)

NW Missouri (11/23)	W	58-43
Missouri State (11/24)	W	65-43
Oklahoma (11/25)	L	46-58
Union (11/30)	L	62-72
at Louisville (12/1)	L	75-91
at C. Missouri (12/8)	L	68-103
Murray State (12/10)	W	83-80
Illinois-Chicago (12/15)	L	63-68(2OT)
NW Missouri (12/17)	L	58-62
DePaul (12/19)	W	64-58

### Holiday Tournament

#### New York, N.Y. (12/27-29)

Dartmouth (12/27)	L	64-67
Drake (12/28)	L	49-71
Western Kentucky (1/5)	W	56-53
at Minnesota (1/11)	L	54-75
at Western Illinois (1/12)	L	76-82
at Drake (1/14)	L	43-70
Northwestern (1/18)	L	52-68
Indiana (1/26)	W	56-52
at Indiana State (2/1)	L	65-77
at Purdue (2/2)	W	58-49
Illinois State (2/8)	L	62-66
Eastern Illinois (2/9)	W	86-54
Drake (2/14)	W	63-62
Saint Louis (2/18)	W	80-60
at Illinois (2/21)	W	70-64
Missouri (2/23)	L	71-73

### IAIAW State Tournament

#### Champaign, Illinois

Illinois-Chicago (2/28)	L	57-67
-------------------------	---	-------

## 1980-81

**Coach Cindy Scott**

**14-18 (.438)**

Murray State (11/20)	W	88-60
SE Missouri (11/21)	W	93-58
at Indiana (11/25)	L	61-75
at Murray State (12/2)	L	78-87
Louisville (12/5)	W	69-64
Drake (12/6)	L	56-88

### UTM Christmas Tourney (6th)

#### Martin, Tennessee (12/12-14)

Vanderbilt (12/12)	L	83-85 (OT)
Troy State (12/13)	W	64-63
Indiana State (12/14)	L	75-88
at DePaul (12/19)	L	68-69
at Northwestern (12/20)	L	77-90
at Illinois-Chicago (12/22)	L	78-91

### Pizza Hut Classic (6th)

## Wichita, Kansas (1/8-10)

Stephen F. Austin (1/8)	L	60-79
Arkansas (1/9)	W	68-61
Illinois (1/10)	L	64-68
Western Illinois (1/16)	L	77-82
Wichita State (1/17)	W	77-69
Minnesota (1/19)	L	63-85
at #20 Illinois State (1/21)	L	80-96
UT-Martin (1/23)	W	97-79
Purdue (1/24)	W	85-74
at Drake (1/30)	L	72-74
at Missouri (1/31)	W	78-73

### Illinois State Invite (2nd)

#### Normal, Illinois (2/5-7)

Wis.-La Crosse (2/5)	W	78-71
Central Missouri (2/6)	W	67-65
Illinois State (2/7)	L	65-73
Indiana State (2/10)	W	93-73
Northern Illinois (2/14)	W	70-62
Illinois (2/18)	W	93-80
at Western Kentucky (2/21)	L	87-103
at Saint Louis (2/28)	L	74-81

### IAIAW State Tourney

#### Chicago, Illinois

Illinois State (3/5)	L	71-85
----------------------	---	-------

## 1981-82

**Coach Cindy Scott**

**17-12 (.586)**

at Murray State (11/21)	W	68-62
Indiana (11/30)	W	77-76
at SE Missouri (12/5)	W	68-55
Northwestern (12/11)	L	58-63
Chicago Circle (12/12)	W	77-59
at Louisville (12/14)	L	68-77
UCLA (12/19)	L	44-85
at Wichita State* (12/21)	L	70-84
Murray State (1/5)	W	97-80
at UT-Martin (1/8)	L	66-68
Illinois State* (1/12)	L	56-73

### Lady Kat Invite (2nd)

#### Lexington, Ky. (1/15-16)

Louisville (1/15)	W	55-52
Kentucky (1/16)	L	56-74
Western Kentucky (1/18)	W	68-63

### Arby's Illini Classic

#### Champaign, Illinois (1/22-23)

Kent State (1/22)	W	69-68
Eastern Michigan (1/23)	W	64-59
Drake* (1/28)	L	67-75
Missouri (1/30)	W	71-67
at Purdue (2/5)	L	63-67
at Indiana State* (2/6)	W	76-73(OT)
at Eastern Illinois (2/8)	W	86-57
Saint Louis (2/10)	W	69-52
Missouri-St. Louis (2/12)	W	80-69
at Illinois (2/19)	L	55-73



at Western Illinois* (2/20)	W	77-68
at Drake* (2/26)	L	72-84
at Northern Illinois (2/27)	W	88-76
Tulsa (3/3)	W	90-50
Illinois State* (3/4)	L	56-73

## 1982-83

**Coach Cindy Scott**  
22-11 (.667)

Oregon State (11/27)	L	63-65
at Vanderbilt (11/29)	W	72-69
at Western Kentucky (11/30)	L	63-68
Illinois (12/4)	L	55-56
Murray State (12/9)	W	76-50
at Illinois Central (12/11)	W	84-69
at Illinois-Chicago (12/17)	W	70-53
at Loyola (12/18)	W	75-60

**Central Florida Classic (1st)**  
**Orlando, Fla. (1/6-8)**

Florida A&M (1/6)	W	80-56
McNeese State (1/7)	W	66-56
Central Florida (1/8)	W	94-63
Western Illinois* (1/15)	W	71-39
DePaul (1/18)	W	88-58
Wichita State* (1/22)	W	63-56
at Indiana State* (1/25)	W	63-60
Drake* (1/27)	L	79-82
at Illinois State* (2/1)	L	67-78
Missouri State* (2/4)	W	72-62
at Saint Louis (2/9)	W	59-48
Louisville (2/11)	L	61-70
Tennessee-Martin (2/12)	W	79-39
Indiana State* (2/14)	W	83-58
at Drake* (2/18)	L	68-82
at Creighton (2/19)	W	59-44
Eastern Illinois* (2/21)	W	71-53
at Missouri (2/23)	L	76-83(2OT)
at Murray State (2/26)	W	71-52

**Gateway Conf. Tourney (2nd)**

Bradley (3/5)	W	81-52
Drake (3/9)	W	76-73
Illinois State (3/11)	L	54-62

**Women's NIT (6th)**  
**Amarillo, Texas**

Memphis State (3/17)	L	69-77
Hawaii (3/18)	W	84-68
Texas Tech (3/19)	L	68-77

## 1983-84

**Coach Cindy Scott**  
15-3 Gateway  
22-6 (.786)

**Lady Tiger Classic (3rd)**

**Memphis, Tennessee (11/27-28)**

Creighton (11/27)	L	56-58
Eastern Illinois (11/28)	W	69-60

**Dial Classic (1st)**

**Pullman, Wash. (12/2-3)**

Oklahoma (12/2)	W	82-62
Washington State (12/3)	W	66-51
Western Kentucky (12/8)	W	66-60
Vanderbilt (12/10)	L	75-80
Illinois-Chicago (12/13)	W	67-53
at DePaul (12/19)	L	62-63
at Illinois (1/2)	W	65-48
at Illinois State* (1/5)	W	64-58
at Indiana State* (1/7)	W	72-64
Drake* (1/12)	W	65-49
UNI* (1/14)	W	79-47
at Bradley* (1/20)	W	72-39
at Western Illinois* (1/21)	W	68-50
Missouri State* (1/27)	W	87-55
Wichita State* (1/28)	W	81-44
at Eastern Illinois* (2/4)	W	72-55
at UNI* (2/9)	W	83-37
at Drake* (2/11)	L	53-77
Western Illinois* (2/16)	W	101-64
Bradley* (2/18)	W	86-57
at Wichita State* (2/23)	L	63-76
at Missouri State* (2/24)	W	76-52
Loyola (2/26)	W	85-59
Eastern Illinois* (3/3)	W	75-61
Indiana State* (3/5)	W	101-61
Illinois State* (3/7)	L	62-74

## 1984-85

**Coach Cindy Scott**  
14-4 Gateway  
21-7 (.750)

**Bowling Green Bank Invite (3rd)**

**Bowling Green, Ky. (11/19-20)**

Tennessee (11/19)	L	54-56
Evansville (11/20)	W	59-44
Evansville (11/27)	W	83-58
Memphis State (12/1)	L	65-66
at Western Kentucky (12/5)	L	55-65
Murray State (12/11)	W	77-61

**Dial Classic (1st)**

**San Diego, Calif. (12/14-15)**

Oklahoma City (12/14)	W	82-72 (OT)
San Diego State (12/15)	W	77-73
Indiana State* (1/3)	W	68-67
Illinois State* (1/5)	L	61-62
Saint Louis (1/7)	W	67-31

at Bradley* (1/10)	W	67-51
at Western Illinois* (1/12)	W	78-64
UNI* (1/17)	W	53-51
Drake* (1/19)	L	73-75
Eastern Illinois* (1/26)	W	78-46
at Missouri State* (1/31)	W	64-58
at Wichita State* (2/2)	W	43-34
Creighton (2/4)	W	62-46
Western Illinois* (2/7)	W	81-49
Bradley* (2/9)	W	73-46
at Drake* (2/14)	L	69-75
at UNI* (2/16)	W	68-57
at Eastern Illinois* (2/23)	W	66-50
Wichita State* (2/28)	W	57-52
Missouri State* (3/1)	W	52-37
at Illinois State* (3/4)	L	63-65
at Indiana State* (3/6)	W	72-51

## 1985-86

**Coach Cindy Scott**  
18-0 Gateway  
25-4 (.862)

**Final AP Ranking: #18**

at Illinois (11/23)	L	74-78
at Memphis State (11/26)	W	71-56
San Diego State (11/29)	W	76-55
at Kentucky (12/4)	L	62-66
Western Kentucky (12/6)	L	60-92
Ball State (12/7)	W	82-62
at New Mexico (12/14)	W	67-45
at Murray State (12/18)	W	74-63
Wichita State* (1/4)	W	71-60
Missouri State* (1/6)	W	75-33
at Eastern Illinois* (1/11)	W	68-56
at Western Illinois* (1/16)	W	77-47
at Bradley* (1/18)	W	72-63
Indiana State* (1/22)	W	68-46
Illinois State* (1/25)	W	67-47
at Drake* (1/31)	W	70-68
at UNI* (2/1)	W	84-47
Eastern Illinois* (2/7)	W	69-62
at Saint Louis (2/10)	W	70-45
at Evansville (2/12)	W	71-46
Western Illinois* (2/14)	W	79-47
Bradley* (2/17)	W	66-48
at Illinois State* (2/21)	W	58-46
at Indiana State* (2/23)	W	66-52
UNI* (2/28)	W	69-40
Drake* (3/1)	W	49-47
at Wichita State* (3/3)	W	70-52
at Missouri State* (3/5)	W	86-64

**NCAA Tournament**

**Midwest Regional (Northern 6 Seed)**

at Auburn (3/14) [18]	L	39-61
-----------------------	---	-------

*SIU ranking in [ ]*

## 1986-87

**Coach Cindy Scott**  
**18-0 Gateway**  
**28-3 (.903)**

**Final AP Ranking: #16**

at Memphis State (11/29) L 63-66

**Dial Classic (1st)**

**San Diego, Calif. (12/5-6)**

Northern Arizona (12/5)	W	77-58
San Diego State (12/6)	W	59-57
Purdue (12/9)	W	56-49
Saint Louis (12/11)	W	71-53
at Western Kentucky (12/13)	W	64-63
Illinois (12/20)	W	60-49
at Wichita State* (12/28) [20]	W	70-54
at Missouri State* (12/30) [19]	W	77-64
Drake* (1/3) [19]	W	64-45
UNI* (1/5) [19]	W	98-68
at Eastern Illinois* (1/10) [17]	W	71-55
at Illinois State* (1/15) [17]	W	66-49
at Indiana State* (1/17) [17]	W	69-47
Bradley* (1/22) [16]	W	77-59
Western Illinois (1/24) [16]	W	73-51
at UNI* (1/29) [16]	W	87-64
at Drake* (1/31) [16]	W	72-45
Northern Illinois (2/2) [16]	W	87-60
at Tennessee Tech (2/4) [14]	L	65-73
Eastern Illinois* (2/7) [14]	W	70-55
Indiana State* (2/12) [17]	W	80-67
Illinois State* (2/14) [17]	W	69-61
at Western Illinois* (2/19) [17]	W	73-61
at Bradley* (2/21) [17]	W	68-65
Missouri State* (2/26) [15]	W	68-48
Wichita State* (2/28) [15]	W	80-49

**Gateway Conf. Tourney (1st)**

**Carbondale, Illinois**

Bradley* (3/4) [15]	W	63-56
Eastern Illinois* (3/6) [15]	W	53-51

**NCAA Tournament**

**Midwest Regional (Northern 5 Seed)**

Louisiana State (3/15) [16]	W	70-56
Louisiana Tech (3/19) [16]	L	53-66

*SIU ranking in []*

## 1987-88

**Coach Cindy Scott**  
**12-6 Gateway**  
**16-11 (.593)**

**Amana Hawkeye Classic (3rd)**

**Iowa City, Iowa (11/28-29)**

Georgia (11/28) [16]	L	53-58
Missouri (11/29) [16]	W	69-51
Memphis State (12/5) [14]	W	84-62
at Illinois (12/9) [13]	L	58-61
Indiana (12/12) [13]	L	48-50

Tennessee Tech (12/14)	W	78-65
Western Kentucky (12/19)	W	76-58
at Purdue (12/21)	L	67-82
at Eastern Illinois* (12/30)	L	50-62
at Bradley* (1/2)	W	81-59
at Western Illinois* (1/4)	W	89-63
Drake* (1/7)	W	61-53
UNI* (1/9)	W	71-39
at Wichita State* (1/15)	W	57-48
at Missouri State* (1/17)	W	76-68
Illinois State* (1/21)	L	59-79
Indiana State* (1/23)	W	77-73
Western Illinois* (1/28)	W	80-46
Bradley* (1/30)	W	52-49
at UNI* (2/4)	W	60-58 (OT)
at Drake* (2/6)	L	52-57 (OT)
Missouri State* (2/11)	W	68-48
Wichita State (2/13)	W	76-40
at Indiana State* (2/18)	L	57-60
at Illinois State* (2/20)	L	77-78
Eastern Illinois* (2/25)	L	54-66
at Northern Illinois (2/27)	L	67-79

*SIU ranking in []*

## 1988-89

**Coach Cindy Scott**  
**15-3 Gateway**  
**19-10 (.655)**

Murray State (11/25)	L	64-68
Purdue (12/2)	L	60-69
at Western Kentucky (12/4)	L	59-80
at Indiana (12/7)	L	44-58
Central Michigan (12/10)	W	47-32

**Husky Classic (3rd)**

**Seattle, Wash. (12/19-20)**

Long Beach (12/19)	L	53-61
Memphis State (12/20)	W	62-48
at Illinois State* (1/2)	L	53-76
at Indiana State* (1/4)	W	63-62
Drake* (1/7)	W	63-45
UNI* (1/9)	W	56-43
at Bradley* (1/12)	W	74-63
at Western Illinois* (1/14)	W	47-37
Missouri State* (1/19)	W	63-53
Wichita State* (1/21)	W	67-42
at Tennessee (1/23)	L	44-78
Eastern Illinois* (1/28)	L	57-70
at UNI* (2/2)	W	79-59
at Drake* (2/4)	L	64-68
Western Illinois* (2/9)	W	71-48
Bradley* (2/11)	W	70-41
at Wichita State* (2/16)	W	56-54
at Missouri State* (2/18)	W	53-50
Northern Illinois (2/20)	W	71-63(OT)
Eastern Illinois* (2/25)	W	67-61
Indiana State* (3/1)	W	73-52

Illinois State* (3/3)	W	53-51
-----------------------	---	-------

**Gateway Conf. Tourney (2nd)**

Drake (3/6)	W	80-65
Illinois State (3/10)	L	53-70

## 1989-90

**Coach Cindy Scott**  
**14-4 Gateway**  
**21-10 (.677)**

**Hawaii Wahine Classic (6th)**  
**Honolulu, Hawaii (11/24-26)**

Virginia (11/24)	L	60-81
Oregon State (11/25)	W	63-54
Washington State (11/26)	L	47-51
Evansville (12/2)	W	70-48
Creighton (12/4)	L	84-85(OT)
Western Kentucky (12/9)	W	53-52
at Murray State (12/12)	W	77-68
at Northern Illinois (12/18)	L	68-91
at Purdue (12/20)	L	42-61
Indiana State* (1/2)	L	37-38
Illinois State* (1/4)	L	60-68(OT)
at Bradley* (1/6)	W	73-67
Western Illinois* (1/8)	W	86-68
UNI* (1/11)	W	78-59
Drake* (1/13)	W	68-49
at Tennessee Tech (1/15)	W	62-60
at Eastern Illinois* (1/18)	W	72-63
at Missouri State* (1/25)	L	54-69
at Wichita State* (1/27)	W	68-67(OT)
Western Illinois (2/1)	W	73-65
Bradley* (2/5)	W	61-56
at Drake* (2/8)	W	49-48
at UNI* (2/10)	W	75-61
E. Illinois (2/17)	L	60-72
Wichita State* (2/22)	W	63-61
Missouri State* (2/24)	W	70-59
at Illinois State* (2/28)	W	70-61
at Indiana State* (3/2)	W	77-68

**Gateway Conf. Tourney (1st)**

**Carbondale, Illinois (3/9-10)**

Bradley (3/9)	W	62-58
Illinois State (3/10)	W	71-54

**NCAA Tournament**

**Midwest Regional (Northern 11 Seed)**

at Ohio State (3/14)	L	61-73
----------------------	---	-------



## 1990-91

**Coach Cindy Scott**  
13-5 Gateway  
19-10 (.655)

### 7-Up Desert Classic

Las Vegas, Nev. (11/23-24)

San Francisco (11/23)	W	71-46
UNLV (11/24)	L	55-78
Northern Illinois (11/28)	L	71-77 (OT)
Holy Cross (11/20)	W	65-51
at Evansville (12/5)	W	70-64
Murray State (12/11)	W	74-60
Tennessee Tech (12/17)	W	72-62
at Creighton (12/19)	L	54-68
Missouri State* (1/2)	W	72-58
Wichita State* (1/4)	W	67-54
Eastern Illinois* (1/7)	W	70-54
at Western Illinois* (1/10)	W	78-51
at Bradley* (1/12)	W	56-55
Indiana State* (1/17)	W	72-60
Illinois State* (1/19)	W	58-51
at Drake* (1/24)	L	57-60
at UNI* (1/26)	W	74-48
at Eastern Illinois* (2/1)	W	72-51
at Western Kentucky (2/3)	L	58-66
Bradley* (2/7)	W	78-57
Western Illinois* (2/9)	W	57-49
at Illinois State* (2/14)	L	58-74
at Indiana State* (2/16)	L	64-70
UNI* (2/21)	W	82-40
Drake* (2/23)	W	63-47
at Wichita State* (2/28)	L	60-64
at Missouri State* (3/2)	L	60-72

### Gateway Conf. Tourney (2nd)

Springfield, Missouri (3/6-9)

Illinois State (3/6)	W	66-42
at Missouri State (3/9)	L	61-74

## 1991-92

**Coach Cindy Scott**  
15-3 Missouri Valley  
23-8 (.741)

Illinois (11/23)	W	73-48
at Tennessee Tech (11/27)	W	73-68
at Murray State (11/30)	W	88-63
at Wisconsin (12/7)	W	70-69
Evansville (12/14)	L	80-85

### Stanford Classic (2nd)

Palo Alto, Calif. (12/19-20)

North Carolina State (12/19)	W	81-64
at Stanford (12/20)	L	63-82
at Wichita State* (1/2)	W	73-59
at #24 Missouri State* (1/4)	L	63-90
Drake* (1/9)	W	74-47
UNI* (1/11)	W	67-59
at Northern Illinois (1/15)	L	84-87
at Eastern Illinois* (1/18)	W	80-63

at Illinois State* (1/23)	W	75-55
at Indiana State* (1/25)	W	81-53
Bradley* (1/30)	W	85-57
Western Illinois* (2/1)	W	75-59
at UNI* (2/6)	L	59-60
at Drake* (2/8)	W	73-71 (OT)
Murray State (2/12)	W	85-75
Eastern Illinois* (2/15)	W	82-58
Indiana State* (2/20)	W	73-59
Illinois State* (2/22)	W	59-49
at Western Illinois* (2/27)	W	85-84
at Bradley* (2/29)	W	69-55
#10 Missouri State* (3/5)	L	63-73
Wichita State* (3/7)	W	76-47

### Gateway Conf. Tourney (2nd)

Springfield, Missouri (3/11,14)

Illinois State (3/11)	W	78-64
at #10 Missouri State (3/14)	L	69-86

### NCAA Tournament

#### Midwest Regional (Northern 10 Seed)

at Colorado (3/18)	W	84-80 (OT)
at Ole Miss (3/21)	L	56-72

## 1992-93

**Coach Cindy Scott**  
12-4 Missouri Valley  
19-10 (.655)

Northern Illinois (12/1)	L	80-84
--------------------------	---	-------

### Coors Classic (2nd) Boulder, Colo. (12/4-5)

Idaho State (12/4)	W	70-55
at Colorado (12/5)	L	52-64
Tennessee Tech (12/8)	L	65-66 (OT)
at Murray State (12/11)	W	94-75
at Illinois (12/13)	W	74-70
at Arizona State (12/19)	L	43-72
Wisconsin (12/30)	W	81-79
at Missouri State* (1/8)	L	58-65
at Wichita State* (1/10)	W	74-61
Bradley* (1/14)	W	73-43
Illinois State* (1/16)	W	73-64
at Vanderbilt (1/19)	L	55-85
at Indiana State* (1/23)	W	70-46
at UNI* (1/28)	W	86-62
at Creighton* (1/30)	L	76-82
at Drake* (2/1)	L	56-61
Murray State (2/4)	W	77-62
Indiana State* (2/8)	W	83-69
Drake* (2/11)	W	82-57
UNI* (2/13)	W	92-68
Creighton* (2/15)	W	76-73
at Bradley* (2/19)	W	77-54
at Illinois State* (2/21)	W	77-65
Missouri State* (2/25)	L	57-68
Wichita State* (2/27)	W	68-56

### MVC Tournament (2nd)

Illinois State (3/4)	W	68-57
----------------------	---	-------

at Creighton (3/9)	W	71-69(OT)
at Missouri State (3/13)	L	53-54

## 1993-94

**Coach Cindy Scott**  
9-7 Missouri Valley  
15-12 (.556)

at Tennessee Tech (11/28)	L	67-69
---------------------------	---	-------

### Coca Cola Holiday Inn Classic (3rd)

Charlottesville, Va. (12/3-4)

Toledo (12/3)	L	79-85 (OT)
Marshall (12/4)	W	78-62
Murray State (12/8)	W	93-62
Illinois (12/11)	W	69-65
at Northern Illinois (12/17)	L	56-94
Arizona State (12/20)	W	73-57
at Evansville (12/30)	W	86-68
UNI* (1/2)	W	75-61
Bradley* (1/4)	W	80-72
Drake* (1/13)	W	86-81
Creighton* (1/15)	L	63-76
at Murray State (1/19)	W	90-64
at Indiana State* (1/23)	W	72-67
at Missouri State* (1/27)	L	48-91
at Wichita State* (1/29)	L	41-82
Vanderbilt (2/2)	L	57-91
Illinois State* (2/7)	W	82-77
at Creighton* (2/11)	L	69-79
at Drake* (2/13)	L	49-81
Indiana State* (2/17)	W	74-64
at Illinois State* (2/19)	W	76-61
Wichita State* (2/24)	W	69-65
Missouri State* (2/26)	L	65-69
at Bradley* (3/3)	W	78-67
at UNI* (3/5)	L	64-75

### MVC Tournament

Carbondale, Illinois

Drake (3/9)	L	67-80
-------------	---	-------

## 1994-95

**Coach Cindy Scott**  
13-5 Missouri Valley  
19-9 (.679)

at Vanderbilt (11/27)	L	45-94
at Illinois (11/30)	L	70-87
Tennessee Tech (12/3)	W	83-67
Murray State (12/6)	W	74-46
Northern Illinois (12/8)	W	87-57

### San Juan Shootout

San Juan, Puerto Rico (12/19-21)

Old Dominion (12/19)	L	52-64
Florida State (12/20)	W	56-52
Detroit-Mercy (12/21)	W	71-70
Missouri State* (1/2)	W	74-60
Wichita State* (1/4)	L	72-73
at Evansville* (1/9)	W	83-57



at Illinois State* (1/12)	W	77-72
at Indiana State* (1/14)	L	78-84
Bradley* (1/21)	W	71-60
UNI* (1/23)	W	63-53
at Drake* (1/28)	L	70-92
at Creighton* (1/30)	L	60-73
Evansville* (2/6)	W	89-60
Illinois State* (2/11)	W	92-68
Indiana State* (2/13)	W	82-59
at Bradley* (2/16)	W	84-60
at UNI* (2/18)	W	78-64
Drake* (2/23)	W	87-83
Creighton* (2/25)	W	81-71
at Wichita State* (3/2)	W	66-63
at Missouri State* (3/4)	L	67-74 (OT)

### MVC Tournament

#### Springfield, Missouri (3/9-11)

Indiana State (3/9)	W	86-78
Drake (3/10)	L	68-82

## 1995-96

### Coach Cindy Scott 15-3 Missouri Valley 18-10 (.643)

at Middle Tennessee (11/26)	L	48-66 (OT)
at Murray State (11/28)	W	51-48
at Tennessee Tech (12/4)	L	54-66
Illinois (12/9)	L	57-65
Vanderbilt (12/12)	L	43-76
at Florida Int. (12/18)	W	83-82 (OT)
at Miami (FL) (12/20)	L	61-70
at Wichita State* (1/2)	W	60-59
at Missouri State* (1/4)	L	63-77
Drake* (1/7)	W	76-68
Creighton* (1/9)	W	77-67
Evansville* (1/13)	W	66-59
Memphis (1/16)	L	57-79
at UNI* (1/20)	W	83-59
at Bradley* (1/22)	L	58-66
Illinois State* (1/25)	W	89-54
Indiana State* (1/28)	W	82-75
at Drake* (2/1)	W	73-66
at Creighton* (2/4)	W	78-68
at Evansville* (2/10)	W	72-52
Bradley* (2/15)	W	66-50
UNI* (2/17)	W	84-54
at Illinois State* (2/22)	L	61-68
at Indiana State* (2/24)	W	77-60
Wichita State* (2/29)	W	74-60
Missouri State* (3/2)	W	62-51

### MVC Tournament

#### Des Moines, Iowa (3/7-9)

Wichita State (3/7)	W	83-65
Illinois State (3/8)	L	59-64

## 1996-97

### Coach Cindy Scott 9-9 Missouri Valley 14-14 (.500)

Murray State (11/23)	W	95-63
at Illinois (11/26)	L	57-85
Tennessee Tech (12/1)	W	66-59

### Copper Bowl Classic Tucson, Ariz. (12/6-8)

vs. Harvard (12/6)	L	52-76
vs. San Jose State (12/8)	W	78-55
Middle Tennessee (12/15)	W	91-72
at Memphis (12/17)	L	70-80
at UNI* (12/29)	W	71-68
at Bradley* (12/31)	L	66-69 (OT)
Indiana State* (1/3)	W	72-52
Illinois State* (1/5)	W	60-49
Evansville* (1/11)	L	59-63
at Drake* (1/18)	L	48-89
at Creighton* (1/20)	W	89-79
Wichita State* (1/24)	W	89-62
Missouri State* (1/26)	L	63-70
at Indiana State* (1/30)	L	52-61
at Illinois State* (2/1)	L	47-63
at Vanderbilt (2/4)	L	47-77
at Evansville* (2/8)	W	70-63
Drake* (2/13)	L	61-62
Creighton* (2/15)	L	66-73
at Wichita State* (2/20)	L	58-81
at Missouri State* (2/22)	W	80-65
UNI* (2/27)	W	84-75
Bradley* (3/1)	W	66-64

### MVC Tournament

#### Springfield, Mo. (3/6-8)

Indiana State (3/6)	W	59-58
Drake (3/7)	L	48-77

## 1997-98

### Coach Cindy Scott 7-11 Missouri Valley 10-18 (.357)

at Northwestern (11/14)	L	69-83
Memphis (11/18)	W	68-65

### San Juan Shootout

#### San Juan, Puerto Rico (11/27-29)

Detroit Mercy (11/27)	L	62-73
Duke (11/29)	L	54-76
at Puerto Rico (11/30)	W	77-40
at Murray State (12/3)	W	61-53
at Tennessee Tech (12/13)	L	64-67
Colorado (12/21)	L	57-62
at #16 Missouri State* (12/28)	L	80-89
at Wichita State* (12/30)	L	49-66
Indiana State* (1/4)	L	47-69
Illinois State* (1/6)	L	58-59
at Evansville* (1/12)	W	72-68
at Bradley* (1/15)	W	55-46

at UNI* (1/17)	L	54-68
Creighton* (1/22)	L	61-64
Drake* (1/24)	L	54-73
at Indiana State* (1/29)	W	68-49
at Illinois State* (1/31)	W	57-54
Evansville* (2/4)	W	73-52
Vanderbilt (2/10)	L	53-65
Bradley* (2/13)	W	64-48
UNI* (2/15)	L	47-67
at Creighton* (2/19)	L	61-78
at Drake* (2/21)	L	47-73
Missouri State* (2/26)	L	60-65
Wichita State* (2/28)	W	62-54

### MVC Tournament

#### Springfield, Mo. (3/5-7)

Drake (3/5)	L	70-84
-------------	---	-------

## 1998-99

### Coach Julie Beck 5-13 Missouri Valley 6-21 (.222)

Tennessee Tech (11/15)	L	55-68
Murray State (11/20)	W	84-73
at Memphis (11/23)	L	67-84

### Diet Coke Shootout

#### Santa Clara, Calif. (11/27-28)

at Santa Clara (11/27)	L	51-80
vs. Rice (11/28)	L	55-62
at Saint Louis (12/5)	L	52-78
Michigan State (12/12)	L	56-66
at Colorado (12/20)	L	51-79
at Indiana State* (1/2)	L	65-82
at Illinois State* (1/4)	W	69-68
UNI* (1/7)	L	47-75
Bradley* (1/9)	W	63-59
Wichita State* (1/11)	W	63-55
at Evansville* (1/16)	L	53-73
at Drake* (1/21)	L	58-79
at Creighton* (1/23)	L	58-73
Indiana State* (1/28)	L	44-48
Illinois State* (1/30)	W	61-51
at UNI* (2/4)	L	51-65
at Bradley* (2/6)	W	74-70
Evansville* (2/13)	L	53-57
Drake* (2/15)	L	44-54
Missouri State* (2/18)	L	56-76
Creighton* (2/20)	L	52-55
at Wichita State* (2/25)	L	49-79
at Missouri State* (2/27)	L	47-85

### MVC Tournament

#### Springfield, Mo. (3/4-6)

Missouri State (3/4)	L	58-73
----------------------	---	-------



## 1999-00

**Coach Julie Beck**  
5-13 Missouri Valley  
8-20 (.286)

### TNT Tournament

**Lincoln, Neb. (11/19-21)**

Wisconsin (11/19)	L	58-66
Georgia Southern (11/21)	W	63-58
at Michigan State (11/27)	L	59-74
Illinois-Chicago (11/29)	W	62-46
Saint Louis (12/1)	L	44-52
at DePaul (12/4)	L	52-60
Missouri (12/7)	L	61-66
at Tennessee Tech (12/10)	L	64-74
at Murray State (12/18)	W	73-56
at Indiana State* (12/29)	W	64-62
at Illinois State* (1/2)	L	47-59
Bradley* (1/6)	W	58-50
UNI* (1/8)	L	49-57
at Missouri State* (1/13)	L	41-69
at Wichita State* (1/15)	L	39-61
Drake* (1/20)	L	64-73 (OT)
Creighton* (1/22)	L	47-57
Evansville* (1/29)	L	58-60
at Bradley (2/5)	W	51-47
at UNI* (2/7)	L	57-71
Wichita State* (2/11)	L	44-65
Missouri State* (2/13)	L	52-78
at Drake* (2/17)	L	51-71
at Creighton* (2/19)	W	70-68
at Evansville* (2/26)	L	39-74
Illinois State* (3/2)	W	49-47
Indiana State* (3/4)	L	52-67

### MVC Tournament

**Springfield, Missouri (3/9-11)**

Evansville (3/9)	L	56-76
------------------	---	-------

## 2000-01

**Coach Lori Opp**  
4-14 Missouri Valley  
7-20 (.259)

at Illinois-Chicago (11/18)	W	57-40
at La.-Lafayette (11/25)	L	74-79
Tennessee Tech (11/29)	L	74-81
<b>SMU Hoops for Cure Classic</b>		
<b>Dallas, Texas (12/1-2)</b>		
at SMU (12/1)	L	80-86
vs. Ark. Pine-Bluff (12/2)	W	75-51
DePaul (12/6)	L	57-74
at Missouri (12/9)	L	57-81
at Saint Louis (12/16)	L	56-83
Tennessee-Martin (12/19)	W	74-67
at Evansville* (12/30)	L	60-78
at Bradley* (1/5)	W	63-62
UNI* (1/8)	L	74-83
#15 Missouri State* (1/11)	L	70-81
Wichita State* (1/13)	L	83-89

at Creighton* (1/18)	L	72-82
at Drake* (1/20)	L	71-89
Indiana State* (1/25)	L	50-54
Illinois State* (1/27)	W	70-55
Bradley* (1/31)	L	66-73
at UNI* (2/4)	L	55-79
at #15 Missouri State* (2/9)	L	70-89
at Wichita State* (2/11)	L	64-80
Drake* (2/15)	L	66-68
Creighton* (2/17)	L	47-80
at Indiana State* (2/22)	L	71-84
at Illinois State* (2/25)	W	58-47
Evansville* (3/3)	W	82-77

## 2001-02

**Coach Lori Opp**  
2-16 Missouri Valley  
6-21 (.222)

at Nebraska (11/16)	L	47-88
Saint Louis (11/19)	W	57-53
at SE Missouri (11/24)	L	70-81
at UT-Martin (11/29)	W	82-67
at Tennessee Tech (12/2)	L	75-82
Eastern Illinois (12/5)	W	76-65
Tennessee State (12/8)	W	71-63

### Navy Classic

**Annapolis, Md. (12/19-20)**

vs. Winthrop (12/19)	L	65-72
vs. UMES (12/20)	L	59-62
Creighton* (12/30)	L	63-71
Drake* (1/1)	L	62-95
Evansville* (1/5)	L	49-87
at Missouri State* (1/12)	L	48-86
at Wichita State* (1/14)	L	53-85
Indiana State* (1/17)	L	65-71
Illinois State* (1/20)	L	67-69
at UNI* (1/24)	L	42-79
at Bradley* (1/26)	L	45-63
at Evansville* (1/30)	L	63-80
Wichita State* (2/8)	L	70-85
Missouri State* (2/10)	L	57-69
at Indiana State* (2/15)	L	49-71
at Illinois State* (2/17)	W	64-51
UNI* (2/21)	W	63-55
Bradley* (2/23)	L	48-70
at Drake* (2/28)	L	49-84
at Creighton* (3/2)	L	54-88

## 2002-03

**Coach Lori Opp**  
3-15 Missouri Valley  
7-20 (.259)

DePaul (11/23)	L	60-69
at Kentucky (11/25)	L	53-79
Tennessee Tech (11/30)	W	70-66
at Tennessee State (12/4)	W	72-62

at Eastern Illinois (12/7)	W	82-67
at Northwestern (12/14)	L	62-75

### Long Beach Classic

**Long Beach, Calif. (12/20-21)**

vs. Mercer (12/20)	W	62-59
vs. Belmont (12/21)	L	57-67
Missouri State* (1/3)	L	56-69
Wichita State* (1/5)	L	65-90
at Evansville* (1/11)	L	85-95
at Creighton* (1/16)	L	54-69
at Drake* (1/18)	L	46-76
Illinois State* (1/23)	L	56-65
Indiana State* (1/25)	L	61-80
Middle Tennessee (1/28)	L	63-87
at Bradley* (1/31)	L	45-66
at UNI* (2/2)	L	53-83
Evansville* (2/10)	W	84-80
Drake* (2/14)	L	59-73
Creighton* (2/16)	W	70-63
at Indiana State* (2/20)	L	53-92
at Illinois State* (2/22)	W	74-69
Bradley* (2/27)	L	68-83
UNI* (3/1)	L	69-74
at Missouri State* (3/6)	L	56-86
at Wichita State* (3/9)	L	70-82

## 2003-04

**Coach Lori Opp**  
2-16 Missouri Valley  
3-24 (.111)

at SE Missouri (11/21)	L	64-73
at Middle Tennessee (11/24)	L	62-76

### Long Island Classic

**Brooklyn, N.Y. (11/28-29)**

at Long Island (11/28)	L	48-64
vs. UAB (11/29)	L	72-85
at Tennessee Tech (12/3)	L	71-88
at DePaul (12/14)	L	57-102
Southern Miss (12/16)	L	55-59
Northwestern (12/20)	L	41-56
at Saint Louis (12/29)	W	68-65
Drake* (1/3)	L	42-69
Creighton* (1/5)	L	47-59
Evansville* (1/10)	W	65-62
at Indiana State* (1/16)	L	58-91
at Illinois State* (1/18)	L	56-86
Wichita State* (1/22)	L	67-75
Missouri State* (1/24)	L	53-84
at UNI* (1/29)	L	55-90
at Bradley* (1/31)	W	78-75
at Evansville* (2/7)	L	57-63
Indiana State* (2/12)	L	84-98
Illinois State* (2/14)	L	63-85
at Wichita State* (2/19)	L	57-70
at Missouri State* (2/21)	L	35-89
Bradley* (2/25)	L	51-86
UNI* (2/29)	L	68-70

at Drake\* (3/4) L 53-65  
 at Creighton\* (3/6) L 60-77

## 2004-05

**Coach Dana Eikenberg**  
**1-17 Missouri Valley**  
**3-24 (.111)**

**KCRG-TV 9 Hawkeye Challenge**  
**Iowa City, Iowa (11/19-20)**

at Iowa (11/19) L 50-66  
 vs. Northern Illinois (11/20) L 43-61  
 at Wisconsin (11/22) L 53-82  
 Tennessee Tech (11/28) L 55-73  
 SE Missouri State (12/1) L 56-77  
 Saint Louis (12/7) W 69-53  
 at Southern Miss (12/11) L 48-55  
 at Bethune-Cookman (12/18) W 69-64  
 at Stetson (12/21) L 55-63  
 Creighton\* (12/31) L 63-85  
 Drake\* (1/2) L 49-70  
 at Wichita State\* (1/6) L 52-67  
 at Missouri State\* (1/8) L 48-78  
 UNI\* (1/14) L 40-64  
 Bradley\* (1/16) L 42-68  
 Evansville\* (1/22) L 53-54  
 at Indiana State\* (1/27) L 66-78  
 at Illinois State\* (1/29) L 44-81  
 Wichita State\* (2/3) W 70-43  
 Missouri State\* (2/5) L 63-89  
 at UNI\* (2/10) L 43-72  
 at Bradley\* (2/13) L 60-70  
 at Evansville\* (2/19) L 55-67  
 Indiana State\* (2/25) L 51-94  
 Illinois State\* (2/27) L 59-66  
 at Creighton\* (3/3) L 58-78  
 at Drake\* (3/5) L 53-75

## 2005-06

**Coach Dana Eikenberg**  
**6-12 Missouri Valley**  
**10-18 (.360)**

Weber State (11/19) W 55-48  
 at Murray State (11/22) W 94-77  
 South Alabama (11/25) W 82-61  
 at SEMO (11/29) L 63-74  
 Indiana (12/2) L 59-64  
 at Tennessee Tech (12/5) L 60-70  
 South Dakota State (12/10) W 75-59  
 at Missouri (12/18) L 69-96  
 Saint Louis (12/22) L 61-63  
 at Illinois State\* (12/30) W 87-65  
 at Indiana State\* (1/1) L 61-74  
 UNI\* (1/5) L 48-59  
 Bradley\* (1/7) W 66-64  
 at Missouri State\* (1/12) L 52-69  
 at Wichita State\* (1/14) L 57-66

Creighton\* (1/19) W 85-63  
 Drake\* (1/21) W 74-66  
 at Evansville\* (1/28) L 53-73  
 at Bradley\* (2/2) L 43-52  
 at UNI\* (2/4) L 40-49  
 Missouri State\* (2/10) L 55-62  
 Wichita State\* (2/12) L 77-84(OT)  
 at Creighton\* (2/17) W 45-44  
 at Drake\* (2/19) L 55-81  
 Evansville\* (2/26) L 63-66(OT)  
 Indiana State\* (3/2) L 70-82  
 Illinois State\* (3/4) W 59-58(OT)

**Missouri Valley Conference Tournament**  
**Springfield, Missouri (3/8-11)**

vs. Creighton (3/9) L 51-54

## 2006-07

**Coach Dana Eikenberg**  
**16-2 Missouri Valley**  
**21-11 (.658)**

Missouri (11/12) L 60-71  
 Murray State (11/17) W 77-68  
 Saint Louis (11/21) L 73-80

**Odwalla Tournament**  
**San Francisco, Calif. (11/24-25)**

at San Francisco (11/24) L 60-67  
 vs. Kentucky (11/25) L 59-78  
 Austin Peay (11/29) W 54-41  
 at Weber State (12/2) W 69-65  
 at South Alabama (12/5) L 59-60  
 at South Dakota State (12/9) L 59-72  
 at Indiana (12/16) L 66-73  
 Tennessee Tech (12/19) W 69-62  
 at Wichita State\* (12/28) W 74-64  
 at Missouri State\* (12/30) W 63-38  
 Illinois State (1/4) L 72-84  
 Indiana State\* (1/6) W 86-69  
 at Bradley\* (1/11) W 64-40  
 at UNI\* (1/13) W 79-74  
 Creighton\* (1/18) W 63-43  
 Drake\* (1/20) W 59-57  
 at Evansville\* (1/27) W 69-55  
 at Indiana State\* (2/2) L 69-74  
 at Illinois State\* (2/4) W 79-66  
 Bradley\* (2/9) W 55-50  
 UNI\* (2/11) W 49-46  
 at Drake\* (2/16) W 49-45  
 at Creighton\* (2/18) W 67-56  
 Evansville\* (2/23) W 63-60  
 Missouri State\* (3/1) W 60-47  
 Wichita State\* (3/3) W 72-39

**State Farm MVC Tournament**  
**Des Moines, Iowa (3/8-11)**

at Drake University (3/9) L 47-59

**Women's NIT**  
**(3/15-4/1)**

Stephen F. Austin (3/15) W 58-50

at Kansas State (3/17) L 72-46

## 2007-08

**Coach Dana Eikenberg**  
**5-13 Missouri Valley**  
**10-20 (.333)**

DePaul (11/10) L 63-78  
 Christian Brothers (11/12) W 71-55  
 at Illinois (11/18) L 53-63

**George Washington**  
**Thanksgiving Tournament**  
**Washington, D.C. (11/23-24)**

vs. Western Kentucky (11/23) L 71-88  
 vs. South Dakota St. (11/24) L 53-62  
 at Austin Peay (11/28) L 72-75  
 Central Arkansas (12/8) W 88-67  
 Chicago State (12/17) W 70-49  
 at Tennessee Tech (12/21) W 87-69  
 UW-Green Bay (12/29) L 65-82  
 Indiana State\* (1/3) W 95-76  
 Illinois State\* (1/5) L 78-82  
 at Wichita State\* (1/10) W 66-61  
 at Missouri State\* (1/12) L 67-77  
 Drake\* (1/18) L 52-55  
 Creighton\* (1/20) W 75-74(OT)  
 at Evansville\* (1/26) L 67-77  
 at UNI\* (1/31) L 52-64  
 at Bradley\* (2/2) L 59-76  
 Missouri State\* (2/8) L 58-78  
 Wichita State\* (2/10) W 66-54  
 at Creighton\* (2/14) L 59-62  
 at Drake\* (2/16) L 57-72  
 Evansville\* (2/22) L 61-71  
 Bradley\* (2/28) L 72-77  
 UNI\* (3/1) L 69-74  
 at Illinois State\* (3/6) W 72-69  
 at Indiana State\* (3/8) L 68-77

**State Farm MVC Tournament**  
**St. Charles, Mo. (3/13-16)**

vs. Bradley (3/13) W 65-54  
 vs. Illinois State (3/14) L 65-77

## 2008-09

**Coach Dana Eikenberg**  
**5-13 Missouri Valley**  
**9-19 (.321)**

Saint Louis (11/14) W 85-77  
 Arkansas State (11/19) W 79-76

**Junkanoo Jam**  
**Grand Bahama Island (11/28-29)**

vs. Florida (11/28) L 56-67  
 vs. Hofstra (11/29) L 67-71  
 at DePaul (12/5) L 42-85  
 at Chicago State (12/14) L 68-71(OT)  
 at Central Arkansas (12/16) W 69-68  
 Tennessee Tech (12/21) W 74-67



Northern Illinois (12/28)	L	55-67
at Evansville* (1/2)	L	65-70
at Bradley* (1/9)	L	49-73
at Northern Iowa* (1/11)	L	41-45
Creighton* (1/15)	L	43-55
Drake* (1/17)	L	69-79(OT)
at Indiana State* (1/22)	L	37-63
at Illinois State* (1/24)	L	51-75
Wichita State* (1/29)	W	76-66(OT)
Missouri State* (1/31)	W	69-58
Bradley* (2/5)	L	48-60
Northern Iowa* (2/7)	W	58-40
at Drake* (2/12)	L	46-57
at Creighton* (2/14)	L	53-66
Illinois State* (2/19)	L	68-72
Indiana State* (2/21)	W	74-71
at Wichita State* (2/27)	L	64-73
at Missouri State* (3/1)	L	57-69
Evansville* (3/7)	W	69-65

**State Farm MVC Tournament  
St. Charles, Mo.(3/12-14)**

vs. Evansville (3/12)	L	53-58
-----------------------	---	-------

## 2009-10

**Coach Missy Tiber  
4-14 Missouri Valley  
5-24 (.172)**

at Saint Louis (11/13)	L	45-71
Vanderbilt (11/18)	L	64-90
at Northern Illinois (11/22)	L	65-74
Western Michigan (11/25)	L	77-82

**Colliers International Classic  
Berkely, Calif. (12/5-12/6)**

vs. Texas A&M (12/5)	L	58-72
vs. Colorado State (12/6)	L	53-62
at Tennessee Tech (12/12)	L	56-59

Murray State (12/19)	W	76-71(OT)
at Arkansas State (12/22)	L	54-68
at UW-Green Bay (12/28)	L	64-75
Evansville* (1/2)	W	79-68
at Northern Iowa* (1/7)	L	43-64
at Bradley* (1/9)	L	61-72
Drake* (1/14)	W	80-60
Creighton* (1/16)	L	62-84
at Illinois State* (1/21)	L	78-88
at Indiana State* (1/23)	L	51-63
Missouri State* (1/28)	L	68-69
Wichita State* (1/30)	W	63-56
Northern Iowa* (2/5)	L	62-71
Bradley* (2/7)	L	45-60
at Creighton* (2/11)	L	41-63
at Drake* (2/13)	L	56-74
Indiana State* (2/18)	L	62-70
Illinois State* (2/20)	L	63-80
at Missouri State* (2/26)	L	72-83
at Wichita State* (2/28)	L	57-59
at Evansville* (3/4)	W	65-63

**State Farm MVC Tournament**

<b>St. Charles, Mo. (3/11-14)</b>		
vs. Indiana State (3/11)	L	57-73

## 2010-11

**Coach Missy Tiber  
0-18 Missouri Valley  
2-28 (.067)**

UT Martin (11/12)	L	50-62
Tennessee State (11/16)	L	43-57
Northern Illinois (11/19)	L	45-46
at Western Michigan (11/24)	L	52-56
Austin Peay (11/28)	W	76-64
Saint Louis (12/2)	L	39-66
at Vanderbilt (12/7)	L	68-81
at IUPUI (12/10)	L	48-65
Wright State (12/14)	L	53-75
at Murray State (12/18)	W	62-61
at Purdue (12/20)	L	36-75
at Missouri State* (12/31)	L	50-82
at Wichita State* (1/2)	L	53-76
Drake* (1/6)	L	57-70
Creighton* (1/8)	L	51-68
at Evansville* (1/15)	L	45-79
at Bradley* (1/21)	L	44-80
at Northern Iowa* (1/23)	L	39-79
Illinois State* (1/27)	L	44-82
Indiana State* (1/29)	L	42-48
at Creighton* (2/3)	L	43-62
at Drake* (2/5)	L	50-67
Evansville* (2/12)	L	45-59
Northern Iowa* (2/17)	L	41-68
Bradley* (2/19)	L	60-76
at Indiana State* (2/25)	L	57-93
at Illinois State* (2/27)	L	62-87
Wichita State* (3/3)	L	46-69
Missouri State* (3/5)	L	58-70

**State Farm MVC Tournament  
St. Charles, Mo. (3/10-13)**

vs. Indiana State (3/10)	L	68-83
--------------------------	---	-------

## 2011-12

**Coach Missy Tiber  
4-14 Missouri Valley  
8-22 (.267)**

at Austin Peay (11/11)	L	70-76
Loyola-Chicago (11/17)	L	44-66
Chicago State (11/20)	W	76-54
at Tennessee State (11/22)	W	89-68
at Northern Illinois (11/29)	L	50-53
SIU Edwardsville (12/3)	L	60-70 (OT)
IUPUI (12/8)	W	77-63
at Wright State (12/10)	L	59-61
at UT Martin (12/18)	L	70-91
at DePaul (12/22)	L	67-93
at Illinois State (12/30)	L	51-75
at Indiana State (1/1)	L	66-72

Bradley (1/5)	L	59-72
Northern Iowa (1/7)	L	66-70
at Drake (1/12)	L	59-73
at Creighton (1/14)	L	59-66
Missouri State (1/19)	W	78-72
Wichita State (1/21)	L	68-78
Murray State (1/26)	W	74-57
at Evansville (1/29)	W	74-60
at Northern Iowa (2/2)	L	51-73
at Bradley (2/4)	L	50-66
Drake (2/9)	W	63-59
Creighton (2/11)	L	64-80
at Wichita State (2/17)	L	46-74
at Missouri State (2/19)	L	61-81
Evansville (2/26)	W	72-46
Indiana State (3/1)	L	46-69
Illinois State (3/3)	L	50-72

**State Farm MVC Tournament  
St. Charles, Mo. (3/8-11)**

vs. Bradley (3/8)	L	67-85
-------------------	---	-------

## 2012-13

**Coach Missy Tiber (First 16 Games)  
Interim Coach Adrienne Harlow (Last 15 Games)  
1-17 Missouri Valley  
5-26 (.161)**

Central Arkansas (11/13)	L	46-59
at Loyola (11/17)	L	73-82

**UM Thanksgiving Tournament  
Coral Gables, Fla. (11/23-24)**

Radford (11/23)	L	62-85
Florida Atlantic (11/24)	L	81-85
IPFW (11/29)	L	65-78
at Murray State (12/1)	L	55-67
SEMO (12/5)	W	58-57
Marshall (12/8)	L	66-70
at Missouri (12/16)	L	47-110
at SIUE (12/21)	W	68-63
at Chicago State (12/29)	W	69-66
Creighton* (1/3)	L	60-81
Drake* (1/5)	W	77-70
at Evansville* (1/13)	L	65-71
at Indiana State* (1/17)	L	57-72
at Illinois State* (1/19)	L	41-89
Wichita State* (1/25)	L	59-72
Missouri State* (1/27)	L	72-79
at Northern Iowa* (1/31)	L	59-76
at Bradley* (2/2)	L	48-90
Evansville* (2/9)	L	41-52
Illinois State* (2/14)	L	68-71
Indiana State* (2/16)	L	64-77
at Missouri State* (2/21)	L	74-81
at Wichita State* (2/23)	L	55-80
Bradley* (3/1)	L	61-77
Northern Iowa* (3/3)	L	60-74
at Drake* (3/7)	L	65-80

at Creighton* (3/9)	L	42-61
<b>State Farm MVC Tournament</b>		
<b>St. Charles, Mo. (3/14-17)</b>		
Evansville (3/14)	W	83-75 (OT)
Creighton (3/15)	L	43-60

## 2013-14

**Coach Cindy Stein**  
**3-15 Missouri Valley**  
**5-25 (.167)**

Wright State (11/8)	L	64-67
Austin Peay (11/12)	L	69-71
at IPFW (11/18)	L	62-79
at Illinois (11/21)	L	43-78
at Marshall (11/27)	L	59-82
at Central Arkansas (12/2)	W	39-37
at SEMO (12/4)	L	50-72
Eastern Illinois (12/16)	W	66-60
Chicago State (12/20)	L	51-55
UT-Martin (12/23)	L	55-85
Morehead State (12/30)	L	50-59
Bradley* (1/2)	W	100-96(2OT)
Loyola* (1/4)	L	48-60
at Drake* (1/10)	L	72-74
at Northern Iowa* (1/12)	L	53-87
Illinois State* (1/17)	L	59-76
Indiana State* (1/19)	L	44-63
Evansville* (1/26)	W	66-57
at Wichita State* (1/31)	L	51-74
at Missouri State* (2/2)	L	58-76
Northern Iowa* (2/6)	L	48-78
Drake* (2/8)	L	55-80
at Indiana State* (2/14)	L	35-72
at Illinois State* (2/16)	L	63-68(OT)
at Evansville* (2/23)	L	31-67
Missouri State* (2/27)	L	76-93
Wichita State* (3/1)	W	64-59
at Loyola* (3/6)	L	56-67
at Bradley* (3/8)	L	68-86

**State Farm MVC Tournament**  
**St. Charles, Mo. (3/13-16)**

Missouri State (3/13)	L	39-61
-----------------------	---	-------

*\* denotes MVC games*

## 2014-15

**Coach Cindy Stein**  
**10-8 Missouri Valley**  
**17-13 (.567)**

at UT-Martin (11/14)	W	87-78
at Wright State (11/22)	L	50-70
Memphis (11/26)	W	82-75
SEMO (11/28)	W	78-62
Mercer (11/30)	W	67-52
Illinois (12/6)	L	42-86
at Austin Peay (12/13)	W	75-65


Murray State (12/16)	W	78-63
<b>New Orleans Shootout (12/19-20)</b>		
Oregon State (12/19)	L	55-71
Toledo (12/20)	L	48-64
at Morehead State (12/30)	W	75-66
at Illinois State* (1/4)	W	65-56
at Northern Iowa* (1/9)	L	70-79
at Drake* (1/11)	L	66-81
Indiana State* (1/16)	W	65-53
Evansville* (1/18)	L	58-63
at Missouri State* (1/23)	L	57-61
at Wichita State* (1/25)	L	61-80
Loyola* (1/30)	W	64-58
Bradley* (2/1)	W	76-59
Drake* (2/6)	W	81-76
Northern Iowa* (2/8)	W	79-75
at Evansville* (2/13)	W	62-53
at Indiana State* (2/15)	W	76-58
Missouri State* (2/20)	L	57-73
Wichita State* (2/22)	L	61-69
at Bradley* (2/27)	W	72-66
at Loyola* (3/1)	W	74-70 (OT)
Illinois State* (3/7)	L	69-54

**State Farm MVC Tournament**  
**St. Charles, Mo. (3/13-16)**

Northern Iowa (3/13)	L	50-59
----------------------	---	-------

*\* denotes MVC games*

**All-Time Record (56 yrs.)**  
**663-641 (.508)**  
**Missouri Valley Record (24 yrs.)**  
**156-282 (.356)**  
**Gateway Conf. Record (8 yrs.)**  
**119-25 (.826)**



**PETRA JACKSON**

AAU CAPE		
Date	Location	Result
2-24-75	--	W, 46-38

ALABAMA-BIRMINGHAM		
Date	Location	Result
11-29-03	Brooklyn, NY%	L, 72-85

% = Long Island Classic

ALTON		
Date	Location	Result
1962-63	Carbondale, Ill.	W, 53-25

ARIZONA STATE		
Date	Location	Result
12-19-92	Phoenix, Ariz.	L, 43-72
12-20-93	Carbondale, Ill.	W, 73-57

ARKANSAS		
Date	Location	Result
1-9-81	Wichita, Kan.+	W, 68-61

+ = Pizza Hut Classic

ARKANSAS PINE BLUFF		
Date	Location	Result
12-2-00	Dallas, Texas%	W, 75-51

% = Saluki

ARKANSAS STATE		
Date	Location	Result
11-19-08	Carbondale, Ill.	W, 79-76
12-22-09	Jonesboro, Ark.	L, 54-68

AUBURN		
Date	Location	Result
3-14-86	--*(SIU: #18)	L, 39-61

\* = NCAA Tournament

AUSTIN PEAY		
Date	Location	Result
11-29-06	Carbondale, Ill.	W, 54-41
11-28-07	Clarksville, Tenn.	L, 72-75
11-28-10	Carbondale, Ill.	W, 76-64
11-11-11	Clarksville, Tenn.	L, 70-76
11-12-13	Carbondale, Ill.	L, 69-71
12-13-14	Clarksville, Tenn.	W, 75-65

BALL STATE		
Date	Location	Result
2-18-77	Muncie, Ind.	W, 63-55
2-3-78	Muncie, Ind.	W, 76-49
12-14-78	--	W, 81-46
12-7-85	Carbondale, Ill.	W, 82-62

BELMONT		
Date	Location	Result
12-21-02	Long Beach, Calif.%	L, 57-67

% = Saluki Invitational

BETHUNE-COOKMAN		
Date	Location	Result
12-18-04	Daytona Beach, Fla.	W, 69-64

BOWLING GREEN		
Date	Location	Result
3-7-75	Normal, Ill.%	L, 50-68

% = MAIAIW Regional Tournament

BRADLEY		
Date	Location	Result
3-5-83	--*	W, 81-52
1-20-84	Peoria, Ill.	W, 72-39
2-18-84	Carbondale, Ill.	W, 86-57
1-10-85	Peoria, Ill.	W, 67-51
2-9-85	Carbondale, Ill.	W, 73-46
1-18-86	Peoria, Ill.	W, 72-63
2-17-86	Carbondale, Ill.	W, 66-48
1-22-87	Carbondale, Ill. (SIU: #16)	W, 77-59
2-21-87	Peoria, Ill. (SIU: #17)	W, 68-65
3-4-87	Carbondale, Ill.*	W, 63-56
1-2-88	Peoria, Ill.	W, 81-59
1-30-88	Carbondale, Ill.	W, 52-49
1-12-89	Peoria, Ill.	W, 74-63
2-11-89	Carbondale, Ill.	W, 70-41

1-6-90	Peoria, Ill.	W, 73-67
2-5-90	Carbondale, Ill.	W, 61-56
3-9-90	Carbondale, Ill.*	W, 62-58
1-12-91	Peoria, Ill.	W, 56-55
2-7-91	Carbondale, Ill.	W, 78-57
1-30-92	Carbondale, Ill.	W, 85-57
2-29-92	Peoria, Ill.	W, 69-55
1-14-93	Carbondale, Ill.	W, 73-43
2-19-93	Peoria, Ill.	W, 77-54
1-4-94	Carbondale, Ill.	W, 80-72
3-3-94	Peoria, Ill.	W, 78-67
1-21-95	Carbondale, Ill.	W, 71-60
2-16-95	Peoria, Ill.	W, 84-60
1-22-96	Peoria, Ill.	L, 58-66
2-15-96	Carbondale, Ill.	W, 66-50
12-31-96	Peoria, Ill.	L, 66-69(OT)
3-1-97	Carbondale, Ill.	W, 66-64
1-15-98	Peoria, Ill.	W, 55-46
2-13-98	Carbondale, Ill.	W, 64-48
1-9-99	Carbondale, Ill.	W, 63-59
2-6-99	Peoria, Ill.	W, 74-70
1-6-00	Carbondale, Ill.	W, 58-50
2-5-00	Peoria, Ill.	W, 51-47
1-5-01	Peoria, Ill.	W, 63-62
1-31-01	Carbondale, Ill.	L, 66-73
1-26-02	Peoria, Ill.	L, 45-63
2-23-02	Carbondale, Ill.	L, 48-70
1-31-03	Peoria, Ill.	L, 45-66
2-27-03	Carbondale, Ill.	L, 68-83
1-31-04	Peoria, Ill.	W, 78-75
2-25-04	Carbondale, Ill.	L, 51-86
1-16-05	Carbondale, Ill.	L, 42-68
2-13-05	Peoria, Ill.	L, 60-70
1-7-06	Carbondale, Ill.	W, 66-64
2-2-06	Peoria, Ill.	L, 43-52
1-11-07	Peoria, Ill.	W, 64-40
2-9-07	Carbondale, Ill.	W, 55-50
2-2-08	Peoria, Ill.	L, 59-76
2-28-08	Carbondale, Ill.	L, 72-77
3-13-08	St. Charles, Mo.^\	W, 65-54
1-9-09	Peoria, Ill.	L, 49-73
2-5-09	Carbondale, Ill.	L, 48-60
1-9-10	Peoria, Ill.	L, 61-72
2-7-10	Carbondale, Ill.	L, 45-60
1-21-11	Peoria, Ill.	L, 44-80
2-19-11	Carbondale, Ill.	L, 60-76
1-5-12	Carbondale, Ill.	L, 59-72
2-4-12	Peoria, Ill.	L, 50-66
3-8-12	St. Charles, Mo.^\	L, 67-85
2-2-13	Peoria, Ill.	L, 48-90
3-1-13	Carbondale, Ill.	L, 61-77
1-2-14	Carbondale, Ill.	W, 100-96(2OT)
3-8-14	Peoria, Ill.	L, 68-86
2-1-15	Carbondale, Ill.	W, 76-59
2-27-15	Peoria, Ill.	W, 72-66

\* = Gateway Conference Tournament  
^\ = MVC Tournament

CALVIN		
Date	Location	Result
1969-70	Cedarville, Ohio (MAIAW)	L, 33-43
3-6-75	Normal, Ill. (MAIAW)	L, 50-52

CENTRAL ARKANSAS		
Date	Location	Result
12-8-07	Carbondale, Ill.	W, 88-67
12-16-08	Conway, Ark.	W, 69-68
11-13-12	Carbondale, Ill.	L, 46-59
12-2-13	Conway, Ark.	W, 39-37

CENTRAL FLORIDA		
Date	Location	Result
1-8-83	Orlando, Fla.%	W, 94-63

% = Central Florida Classic

CENTRAL MICHIGAN		
Date	Location	Result
2-8-75	--	L, 34-44
1-31-76	Mt. Pleasant, Mich.	W, 70-56
2-25-77	Mt. Pleasant, Mich.	L, 60-93
12-10-88	Carbondale, Ill.	W, 47-32

CENTRAL MISSOURI		
Date	Location	Result
1-14-77	Warrensburg, Mo.	L, 42-56
12-2-77	--	L, 50-58
12-7-78	--	W, 80-60
12-8-79	Warrensburg, Mo.	L, 68-103
2-6-81	Normal, Ill.\$	W, 67-65

\$ = Illinois State Invitational

CHICAGO STATE		
Date	Location	Result
2-21-76	--	W, 79-50
3-4-76	Macomb, Ill.&	W, 80-39
12-17-07	Carbondale, Ill.	W, 70-49
12-14-08	Chicago, Ill.	L, 68-71(OT)
11-20-11	Carbondale, Ill.	W, 76-54
12-29-12	Chicago, Ill.	W, 69-66
12-20-13	Carbondale, Ill.	L, 51-55

& = IIAIW State Tournament

CHRISTIAN BROTHERS		
Date	Location	Result
11-12-07	Carbondale, Ill.	W, 71-55

CINCINNATI		
Date	Location	Result
12-2-78	--	W, 66-58

COLORADO		
Date	Location	Result
3-18-92	Boulder, Colo.&	W, 84-80(OT)
12-5-92	Boulder, Colo.	L, 52-64
12-21-97	Carbondale, Ill.	L, 57-62
12-20-98	Boulder, Colo.	L, 51-79

& = NCAA Tournament

COLORADO STATE		
Date	Location	Result
12-6-09	Berkely, Calif.%	L, 53-62

% = Colliers International Classic

CONCORDIA		
Date	Location	Result
1972-73	River Forest, Ill. (IAIAW)	W, 46-40

CREIGHTON		
Date	Location	Result
2-19-83	Omaha, Neb.	W, 59-44
11-27-83	Memphis, Tenn%	L, 58-58
2-4-85	Carbondale, Ill.	W, 62-46
12-4-89	Carbondale, Ill.	L, 84-85(OT)
12-19-90	Omaha, Neb.	L, 54-68
1-30-93	Omaha, Neb.	L, 76-82
2-15-93	Carbondale, Ill.	W, 76-73
3-9-93	--^\	W, 71-69(OT)
1-15-94	Carbondale, Ill.	L, 63-76
2-11-94	Omaha, Neb.	L, 69-79
1-30-95	Omaha, Neb.	L, 60-73
2-25-95	Carbondale, Ill.	W, 81-71
1-9-96	Carbondale, Ill.	W, 77-67
2-4-96	Omaha, Neb.	W, 78-68
1-20-97	Omaha, Neb.	W, 89-79
2-15-97	Carbondale, Ill.	L, 66-73
1-22-98	Carbondale, Ill.	L, 61-64
2-19-98	Omaha, Neb.	L, 61-78
1-23-99	Omaha, Neb.	L, 58-73
2-20-99	Carbondale, Ill.	L, 52-55
1-22-00	Carbondale, Ill.	L, 47-57
1-18-01	Omaha, Neb.	L, 72-82
2-17-01	Carbondale, Ill.	L, 47-80
12-30-01	Carbondale, Ill.	L, 63-71
3-2-02	Omaha, Neb.	L, 54-88
1-16-03	Omaha, Neb.	L, 54-69
2-16-03	Carbondale, Ill.	W, 70-63
1-5-04	Carbondale, Ill.	L, 47-59
3-6-04	Omaha, Neb.	L, 60-77
12-31-04	Carbondale, Ill.	L, 63-85
3-3-05	Omaha, Neb.	L, 58-78
1-19-06	Carbondale, Ill.	W, 85-63
2-17-06	Omaha, Neb.	W, 45-44
3-9-06	Springfield, Ill.^\	L, 51-54
1-18-07	Carbondale, Ill.	W, 63-43
2-18-07	Omaha, Neb.	W, 67-56
1-20-08	Carbondale, Ill.	W, 75-74(OT)

2-14-08	Omaha, Neb.	L, 59-62
1-15-09	Carbondale, Ill.	L, 43-55
2-14-09	Omaha, Neb.	L, 53-66
1-16-10	Carbondale, Ill.	L, 62-84
2-11-10	Omaha, Neb.	L, 41-63
1-8-11	Carbondale, Ill.	L, 51-68
2-3-11	Omaha, Neb.	L, 43-62
1-14-12	Omaha, Neb.	L, 59-66
2-11-12	Carbondale, Ill.	L, 64-80
1-3-13	Carbondale, Ill.	L, 60-81
3-9-13	Omaha, Neb.	L, 42-61
3-15-13	St. Charles, Mo.^\	L, 43-60

^\ = MVC Tournament

DARTMOUTH		
Date	Location	Result
12-27-79	New York, NY@	L, 64-67

@ = Holiday Tournament

DEPAUL		
Date	Location	Result
3-3-79	Carbondale, Ill.&	W, 64-61(OT)
12-19-79	--	W, 64-58
12-19-80	Chicago, Ill.	L, 68-69
1-18-83	--	W, 88-58
12-19-83	Chicago, Ill.	L, 62-63
12-4-99	Chicago, Ill.	L, 52-60
12-6-00	Carbondale, Ill.	L, 57-74
11-23-02	Carbondale, Ill.	L, 60-69
12-14-03	Chicago, Ill.	L, 57-102
11-10-07	Carbondale, Ill.	L, 63-78
12-5-08	Chicago, Ill.	L, 42-85
12-22-11	Chicago, Ill.	L, 67-93

& = IIAIW State Tournament

DETROIT-MERCY		
Date	Location	Result
12-21-94	San Juan, Puerto Rico%	W, 71-70
11-27-97	San Juan, Puerto Rico%	L, 62-73

% = San Juan Shootout

DRAKE		
Date	Location	Result
12-28-79	New York, NY@	L, 49-71
1-14-80	Des Moines, Iowa	L, 43-70
2-14-80	--	W, 63-62
12-6-80	--	L, 56-88
1-30-81	Des Moines, Iowa	L, 72-74
1-28-82	--	L, 67-75
2-26-82	Des Moines, Iowa	L, 72-84
1-27-83	--	L, 79-82
2-18-83	Des Moines, Iowa	L, 68-82
3-9-83	--*	W, 76-73
1-12-84	--	W, 65-49
2-11-84	Des Moines, Iowa	L, 53-77
1-19-85	Carbondale, Ill.	L, 73-75
2-14-85	Des Moines, Iowa	L, 69-75
1-31-86	Des Moines, Iowa	W, 70-68
3-1-86	Carbondale, Ill.	W, 49-47
1-3-87	Carbondale, Ill. (SIU: #19)	W, 64-45

3-7-97	Springfield, Mo. <sup>^</sup>	L, 48-77
1-24-98	Carbondale, Ill.	L, 54-73
2-21-98	Des Moines, Iowa	L, 47-73
3-5-98	Springfield, Mo. <sup>^</sup>	L, 70-84
1-21-99	Des Moines, Iowa	L, 58-79
2-15-99	Carbondale, Ill.	L, 44-54
1-20-00	Carbondale, Ill.	L, 64-73(OT)
1-20-01	Des Moines, Iowa	L, 71-89
2-15-01	Carbondale, Ill.	L, 66-68
1-1-02	Carbondale, Ill.	L, 62-95
2-28-02	Des Moines, Iowa	L, 49-84
1-18-03	Des Moines, Iowa	L, 46-76
2-14-03	Carbondale, Ill.	L, 59-73
1-3-04	Carbondale, Ill.	L, 42-69
3-4-04	Des Moines, Iowa	L, 53-65
1-2-05	Carbondale, Ill.	L, 49-70
3-5-05	Des Moines, Iowa	L, 53-75
1-21-06	Carbondale, Ill.	W, 74-66
2-19-06	Des Moines, Iowa	L, 55-81
1-20-07	Carbondale, Ill.	W, 59-57
2-16-07	Des Moines, Iowa	W, 49-45
3-3-07	Des Moines, Iowa <sup>^</sup>	L, 47-59
1-18-08	Carbondale, Ill.	L, 52-55
2-16-08	Des Moines, Iowa	L, 57-72
1-17-09	Carbondale, Ill.	L, 69-79(OT)
2-12-09	Des Moines, Iowa	L, 46-57
1-14-10	Carbondale, Ill.	W, 80-60
2-13-10	Des Moines, Iowa	L, 56-74
1-6-11	Carbondale, Ill.	L, 57-70
2-5-11	Des Moines, Iowa	L, 50-67
1-12-12	Des Moines, Iowa	L, 59-72
2-9-12	Carbondale, Ill.	W, 63-59
1-5-13	Carbondale, Ill.	W, 77-70
3-7-13	Des Moines, Iowa	L, 65-80
1-10-14	Des Moines, Iowa	L, 72-74
2-8-14	Carbondale, Ill.	L, 55-80
1-11-15	Des Moines, Iowa	L, 66-81
2-6-15	Carbondale, Ill.	W, 81-76

@ = Holiday Tournament  
\* = Gateway Conference Tournament  
^ = MVC Tournament

**DUKE**

Date	Location	Result
11-29-97	San Juan, Puerto Rico%	L, 54-76

% = San Juan Shootout

**EAST STROUDSBURG**

Date	Location	Result
1969-70	-- (WNIT)	L, 42-45

**EASTERN ILLINOIS**

Date	Location	Result
1963-64	--	W, 28-27
1968-69	--	W, 46-19
1969-70	--	W, 43-15
1970-71	Charleston, Ill.	W, 22-18
1971-72	--	W, 41-27
1971-72	--	W, 44-31
1971-72	--	W, 44-31
1972-73	--	L, 40-50
1973-74	--	L, 33-38
1973-74	--	W, 46-31
2-1-75	--	W, 62-45
2-22-75	Charleston, Ill.	W, 60-39
2-21-76	--	W, 72-32
2-4-77	--	W, 73-50
2-17-78	--	W, 66-48
3-2-78	Normal, Ill.&	W, 91-64
1-26-79	Charleston, Ill.	W, 56-47
2-9-80	--	W, 86-54
2-8-82	Charleston, Ill.	W, 86-57
2-21-83	--	W, 71-53
11-28-83	Memphis, Tenn.!	W, 60-60
2-4-84	Charleston, Ill.	W, 72-55
3-3-84	--	W, 75-61
1-26-85	Carbondale, Ill.	W, 78-46
2-23-85	Charleston, Ill.	W, 66-50
1-11-86	Charleston, Ill.	W, 68-56
2-7-86	Carbondale, Ill.	W, 69-62
1-10-87	Charleston, Ill. (SIU: #17)	W, 71-55
2-7-87	Carbondale, Ill. (SIU: #14)	W, 70-55
3-6-87	Carbondale, Ill.*	W, 53-51
12-30-87	Charleston, Ill.	L, 50-62

2-25-88	Carbondale, Ill.	L, 54-66
1-28-89	Carbondale, Ill.	L, 57-70
2-25-89	Carbondale, Ill.	W, 67-61
1-18-90	Charleston, Ill.	W, 72-63
2-17-90	Carbondale, Ill.	L, 60-72
1-7-91	Carbondale, Ill.	W, 70-54
2-1-91	Charleston, Ill.	W, 72-51
1-18-92	Charleston, Ill.	W, 80-63
2-15-92	Carbondale, Ill.	W, 82-58
12-5-01	Carbondale, Ill.	W, 76-65
12-7-02	Charleston, Ill.	W, 82-67
12-16-13	Carbondale, Ill.	W, 66-60

& = IIAIW State Tournament  
! = Lady Tiger Classic  
\* = Gateway Conference Tournament

**EASTERN KENTUCKY**

Date	Location	Result
2-25-78	Richmond, Ky.	W, 68-61
2-24-79	--	W, 74-53

**EASTERN MICHIGAN**

Date	Location	Result
1-23-82	Champaign, Ill.%	W, 64-59

% = Arby's Illini Classic

**EVANSVILLE**

Date	Location	Result
11-20-84	Bowling Green, Ky.#	W, 59-44
11-27-84	--	W, 83-58
2-12-86	Evansville, Ind.	W, 71-46
12-2-89	Carbondale, Ill.	W, 70-48
12-5-90	Evansville, Ind.	W, 70-64
12-14-91	Carbondale, Ill.	L, 80-85
12-30-93	Evansville, Ind.	W, 86-68
1-9-95	Evansville, Ind.	W, 83-57
2-6-95	Carbondale, Ill.	W, 89-60
1-13-96	Carbondale, Ill.	W, 66-59
2-10-96	Evansville, Ind.	W, 72-52
1-11-97	Carbondale, Ill.	L, 59-63
2-8-97	Evansville, Ind.	W, 70-63
1-12-98	Evansville, Ind.	W, 72-68
2-4-98	Carbondale, Ill.	W, 73-52
1-16-99	Evansville, Ind.	L, 53-73
2-13-99	Carbondale, Ill.	L, 53-57
1-29-00	Carbondale, Ill.	L, 58-60
2-26-00	Evansville, Ind.	L, 39-74
3-9-00	Springfield, Mo.*	L, 56-76
12-30-00	Evansville, Ind.	L, 60-78
3-3-01	Carbondale, Ill.	W, 82-77
1-5-02	Carbondale, Ill.	L, 49-87
1-30-02	Evansville, Ind.	L, 63-80
1-11-03	Evansville, Ind.	L, 85-95
2-10-03	Carbondale, Ill.	W, 84-80
1-10-04	Carbondale, Ill.	W, 65-62
2-7-04	Evansville, Ind.	L, 57-63
1-22-05	Carbondale, Ill.	L, 53-54
2-19-05	Evansville, Ind.	L, 55-67
1-28-06	Evansville, Ind.	L, 53-73
2-26-06	Carbondale, Ill.	L, 63-66(OT)
1-27-07	Evansville, Ind.	W, 69-55
2-23-07	Carbondale, Ill.	W, 63-60
1-26-08	Evansville, Ind.	L, 67-77
2-22-08	Carbondale, Ill.	L, 61-71
1-2-09	Evansville, Ind.	L, 65-70
3-7-09	Carbondale, Ill.	W, 69-65
3-12-09	St. Charles, Mo.*	L, 53-58
1-2-10	Carbondale, Ill.	W, 79-68
3-4-10	Evansville, Ind.	W, 65-63
1-15-11	Evansville, Ind.	L, 45-79
2-12-11	Carbondale, Ill.	L, 45-59
1-29-12	Evansville, Ind.	W, 74-60
2-26-12	Carbondale, Ill.	W, 72-46
1-13-13	Evansville, Ind.	L, 65-71
2-9-13	Carbondale, Ill.	L, 41-52
3-14-13	St. Charles, Mo.*	W, 83-75(OT)
1-26-14	Carbondale, Ill.	W, 66-57
2-23-14	Evansville, Ind.	L, 31-67
1-18-15	Carbondale, Ill.	L, 58-63
2-13-15	Evansville, Ind.	W, 62-53

# = Bowling Green Bank Invitational  
\* = MVC Tournament

**FLORIDA**

Date	Location	Result
11-28-08	Grand Bahama Island%	L, 56-67

% = Junkanoo Jam

**FLORIDA A&M**

Date	Location	Result
1-6-83	Orlando, Fla%	W, 80-56

% = Central Florida Classic

**FLORIDA ATLANTIC**

Date	Location	Result
11-24-12	Coral Gables, Fla.	L, 81-85

**FLORIDA INTERNATIONAL**

Date	Location	Result
12-18-95	Miami, Fla.	W, 83-82(OT)

**FLORIDA STATE**

Date	Location	Result
12-20-94	San Juan, Puerto Rico%	W, 56-52

% = Puerto Rico Shootout

**GEORGIA**

Date	Location	Result
11-28-87	Carbondale, Ill. (SIU: #16)	L, 53-58

**GEORGIA SOUTHERN**

Date	Location	Result
11-21-99	Carbondale, Ill.	W, 63-58

**GRANDVIEW**

Date	Location	Result
1-28-76	--	L, 72-77

**GREENVILLE**

Date	Location	Result
1961-62	--	W
1967-68	Greenville, Ill.	W, 44-22
1968-69	--	W, 33-18
1973-74	--	L, 46-50

**HARVARD**

Date	Location	Result
12-6-96	Tucson, Ariz.%	L, 52-76

% = Copper Bowl Classic

**HAWAII**

Date	Location	Result
3-18-83	Amarillo, Texas!	W, 84-68

! = Women's NIT

**HOFSTRA**

Date	Location	Result
11-29-08	Grand Bahama Island%	L, 67-71

% = Junkanoo Jam

**HOLY CROSS**

Date	Location	Result
11-20-90	Carbondale, Ill.	W, 65-51

**IDAHO STATE**

Date	Location	Result
12-4-92	Carbondale, Ill.	W, 70-55

**ILLINOIS**

Date	Location	Result
1962-63	Champaign, Ill.	L, 15-54
1965-66	--	W, 44-24
1967-68	--	W, 38-20
1968-69	--	W, 68-18
1969-70	--	W, 49-21
1970-71	--	W
1970-71	--&	W, 54-45
1970-71	--%	W
1970-71	--	L, 42-54
1972-73	--	W, 33-29
1973-74	--	W, 46-29
1-24-75	--	W, 42-41
3-1-75	--	W, 66-54(OT)
1975-76	Champaign, Ill.	L, 60-73
2-22-77	--	W, 56-41
2-16-78	Champaign, Ill.	W, 58-53
1-23-79	--	W, 63-48

2-21-80	Champaign, Ill.	W, 70-64
1-10-81	Wichita, Kan.+	L, 64-68
2-18-81	--	W, 93-80
2-19-82	Champaign, Ill.	L, 55-73
12-4-82	--	L, 55-56
1-2-84	Champaign, Ill.	W, 65-48
11-23-85	Champaign, Ill.	L, 74-78
12-20-86	Carbondale, Ill.	W, 60-49
12-9-87	Champaign, Ill. (SIU: #13)	L, 58-61
11-23-91	Carbondale, Ill.	W, 73-48
12-13-92	Champaign, Ill.	W, 74-70
12-11-93	Carbondale, Ill.	W, 69-65
11-30-94	Champaign, Ill.	L, 70-87
12-9-95	Carbondale, Ill.	L, 57-65
11-26-96	Champaign, Ill.	L, 57-85
11-18-07	Champaign, Ill.	L, 53-63
11-21-13	Champaign, Ill.	L, 43-78
12-6-14	Carbondale, Ill.	L, 42-86

& = IIAIW State Tournament  
% = IIAIW Midwest Regional Tournament  
+ = Pizza Hut Classic

**ILLINOIS CENTRAL COLLEGE**

Date	Location	Result
12-11-82	Peoria, Ill.	W, 84-69

**ILLINOIS-CHICAGO**

Date	Location	Result
1973-74	--	W, 50-34
3-5-76	Macomb, Ill. (State Tourney)W	W, 59-48
2-19-77	--	W, 68-33
3-5-77	DeKalb, Ill. (State Tourney)	W, 65-47
1-21-78	Carbondale, Ill. (Saluki Invite)	L, 47-52
3-3-78	Normal, Ill.&	W, 60-56
2-17-79	Chicago, Ill.	W, 50-48(OT)
3-2-79	Carbondale, Ill.&	W, 68-43
12-15-79	--	L, 63-68(2OT)
2-28-80	Champaign, Ill.&	L, 57-67
12-22-80	Chicago, Ill.	L, 78-91
12-12-81	--	W, 77-59
12-17-82	Chicago, Ill.	W, 70-53
12-13-83	--	W, 67-53
11-29-99	Carbondale, Ill.	W, 62-46
11-18-00	Chicago, Ill.	W, 57-40

& = IIAIW State Tournament

**ILLINOIS STATE**

Date	Location	Result
1961-62	--	W
1963-64	--	W, 25-22
1963-64	--	L, 15-31
1963-64	--	W, 38-21
1965-66	--	L, 21-44
1967-68	Normal, Ill.	L, 27-32
1968-69	--	W, 43-42
1969-70	--	W, 43-37
1969-70	--	L, 32-35
1970-71	--&	W, 32-27
1971-71	--	L, 36-54
1971-72	--	L, 44-53
1971-72	--	L, 45-61
1972-73	--	W, 38-27
1972-73	River Forest, Ill.&	L, 36-52
3-4-73	Cedarville, Ohio (MAIAW)	L, 63-66
1973-74	--	L, 31-47
1973-74	--	L, 41-65
1973-74	--	L, 36-42
3-1-75	--	L, 47-67
3-6-76	Macomb, Ill.&	L, 55-68
2-11-77	Normal, Ill.	L, 58-66
1977-78	Normal, Ill.	W, 82-57
1-26-78	--	W, 61-48
3-4-78	Normal, Ill.&	L, 63-66
2-8-80	--	L, 62-66
1-21-81	Normal, Ill. (ILS: #20)	L, 80-96
2-7-81	Normal, Ill.\$	L, 65-73
3-5-81	Chicago, Ill.&	L, 71-85
1-12-82	--	L, 56-73
3-4-82	--	L, 56-73
2-1-83	Normal, Ill.	L, 67-78
3-11-83	--*	L, 54-62
1-5-84	Normal, Ill.	W, 64-58
3-7-84	Carbondale, Ill.	L, 62-74
1-5-85	Carbondale, Ill.	L, 61-62



3-4-85	Normal, Ill.	L, 63-65
1-25-86	Carbondale, Ill.	W, 67-47
2-21-86	Normal, Ill.	W, 58-46
1-15-87	Normal, Ill. (SIU: #17)	W, 66-49
2-14-87	Carbondale, Ill. (SIU: #17)	W, 69-61
1-21-88	Carbondale, Ill.	L, 59-79
2-20-88	Normal, Ill.	L, 77-78
1-2-89	Normal, Ill.	L, 53-76
3-3-89	Carbondale, Ill.	W, 53-51
3-10-89	--*	L, 53-70
1-4-90	Carbondale, Ill.	L, 60-68(OT)
2-28-90	Normal, Ill.	W, 70-61
3-10-90	Carbondale, Ill.*	W, 71-54
1-19-91	Carbondale, Ill.	W, 58-51
2-14-91	Normal, Ill.	L, 58-74
3-6-91	Springfield, Mo.*	W, 66-42
1-23-92	Normal, Ill.	W, 75-55
2-22-92	Carbondale, Ill.	W, 59-49
3-11-92	Springfield, Mo.*	W, 78-64
1-16-93	Carbondale, Ill.	W, 73-64
2-21-93	Normal, Ill.	W, 77-65
3-4-93	--^	W, 68-57
2-7-94	Carbondale, Ill.	W, 82-77
2-19-94	Normal, Ill.	W, 76-61
1-12-95	Normal, Ill.	W, 77-72
2-11-95	Carbondale, Ill.	W, 92-68
1-25-96	Carbondale, Ill.	W, 89-54
2-22-96	Normal, Ill.	L, 61-68
3-8-96	Des Moines, Iowa^	L, 59-64
1-5-97	Carbondale, Ill.	W, 60-49
2-1-97	Normal, Ill.	L, 47-63
1-6-98	Carbondale, Ill.	L, 58-59
1-31-98	Normal, Ill.	W, 57-54
1-4-99	Normal, Ill.	W, 69-68
1-30-99	Carbondale, Ill.	W, 61-51
1-2-00	Normal, Ill.	L, 47-59
3-2-00	Carbondale, Ill.	W, 49-47
1-27-01	Carbondale, Ill.	W, 70-55
2-25-01	Normal, Ill.	W, 58-47
1-20-02	Carbondale, Ill.	L, 67-69
2-17-02	Normal, Ill.	W, 64-51
1-23-03	Carbondale, Ill.	L, 56-65
2-22-03	Normal, Ill.	W, 74-69
1-18-04	Normal, Ill.	L, 56-86
2-14-04	Carbondale, Ill.	L, 83-85
1-29-05	Normal, Ill.	L, 44-81
2-27-05	Carbondale, Ill.	L, 59-66
12-30-05	Normal, Ill.	W, 87-65
3-4-06	Carbondale, Ill.	W, 59-58(OT)
1-4-07	Carbondale, Ill.	L, 72-84
2-4-07	Normal, Ill.	W, 79-66
1-5-08	Carbondale, Ill.	L, 78-82
3-6-08	Normal, Ill.	W, 69-72
3-14-08	St. Charles, Mo.^	L, 65-77
1-24-09	Normal, Ill.	L, 51-75
2-19-09	Carbondale, Ill.	L, 68-72
1-21-10	Normal, Ill.	L, 78-88
2-20-10	Carbondale, Ill.	L, 63-80
1-27-11	Carbondale, Ill.	L, 44-82
2-27-11	Normal, Ill.	L, 62-87
12-30-11	Normal, Ill.	L, 51-75
3-3-12	Carbondale, Ill.	L, 50-72
1-19-13	Normal, Ill.	L, 41-89
2-14-13	Carbondale, Ill.	L, 68-71
1-17-14	Carbondale, Ill.	L, 59-76
2-16-14	Normal, Ill.	L, 63-68(OT)
1-4-15	Normal, Ill.	W, 65-56
3-7-15	Carbondale, Ill.	L, 54-69

<b>ILLINOIS WESLEYAN</b>		
<b>Date</b>	<b>Location</b>	<b>Result</b>
1963-64	--	W, 22-15

<b>INDEPENDENCE</b>		
<b>Date</b>	<b>Location</b>	<b>Result</b>
1969-70	--	W, 34-20

<b>INDIANA</b>		
<b>Date</b>	<b>Location</b>	<b>Result</b>
1970-71	--	L
1971-72	--	L, 31-43
1972-73	--	L, 28-45
1973-74	Terre Haute, Ind.	L, 40-53
3-12-76	Mt. Pleasant, Mich.	L, 46-56
12-11-76	Bloomington, Ind.	L, 50-65
12-3-77	--	W, 62-38
1-27-79	Bloomington, Ind.	L, 40-60
1-26-80	--	W, 56-52
11-25-80	Bloomington, Ind.	L, 61-75
11-30-81	--	W, 77-76
12-12-87	Carbondale, Ill. (SIU: #13)	L, 48-50
12-7-88	Bloomington, Ind.	L, 44-58
12-2-05	Carbondale, Ill.	L, 59-64
12-16-06	Bloomington, Ind.	L, 66-73

<b>INDIANA CENTRAL</b>		
<b>Date</b>	<b>Location</b>	<b>Result</b>
1969-70	--	W, 56-37

<b>INDIANA STATE</b>		
<b>Date</b>	<b>Location</b>	<b>Result</b>
1968-69	--	W, 53-24
1969-70	--	W, 57-32
1971-72	--	W, 50-40
1972-73	--	L, 36-62
3-10-73	East Lansing, Mich.	L, 43-48
1973-74	--	L, 36-64
1-31-75	--	L, 46-48
2-16-76	Terre Haute, Ind.	L, 55-59
2-5-77	--	W, 74-51
2-4-78	Terre Haute, Ind.	W, 70-61
3-10-78	East Lansing, Mich.^	L, 43-48
2-4-79	--	W, 60-48
2-1-80	Terre Haute, Ind.	L, 65-77
12-14-80	Martin, Tenn.!	L, 75-88
2-10-81	--	W, 93-73
2-6-82	Terre Haute, Ind.	W, 76-73(OT)
1-25-83	Terre Haute, Ind.	W, 63-60
2-14-83	--	W, 83-58
1-7-84	Terre Haute, Ind.	W, 72-64
3-5-84	Carbondale, Ill.	W, 101-61
1-3-85	Carbondale, Ill.	W, 68-67
3-6-85	Terre Haute, Ind.	W, 72-51
1-22-86	Carbondale, Ill.	W, 68-46
2-23-86	Terre Haute, Ind.	W, 66-52
1-17-87	Terre Haute, Ind. (SIU: #17)	W, 69-47
2-12-87	Carbondale, Ill. (SIU: #17)	W, 80-67
1-23-88	Carbondale, Ill.	W, 77-73
2-18-88	Terre Haute, Ind.	L, 57-60
1-4-89	Terre Haute, Ind.	W, 63-62
3-1-89	Carbondale, Ill.	W, 73-52
1-2-90	Carbondale, Ill.	L, 37-38
3-2-90	Terre Haute, Ind.	W, 77-68
1-17-91	Carbondale, Ill.	W, 72-60
2-16-91	Terre Haute, Ind.	L, 64-70
1-25-92	Terre Haute, Ind.	W, 71-53
2-20-92	Carbondale, Ill.	W, 73-59
1-23-93	Terre Haute, Ind.	W, 70-46
2-8-93	Carbondale, Ill.	W, 83-69
1-23-94	Terre Haute, Ind.	W, 72-67
2-17-94	Carbondale, Ill.	W, 74-64
1-14-95	Terre Haute, Ind.	L, 78-84
2-13-95	Carbondale, Ill.	W, 82-59
3-9-95	Springfield, Mo.*	W, 86-78
1-28-96	Carbondale, Ill.	W, 82-75
2-24-96	Terre Haute, Ind.	W, 77-60
1-3-97	Carbondale, Ill.	W, 72-52
1-30-97	Terre Haute, Ind.	L, 52-61
3-6-97	Springfield, Mo.*	W, 59-58
1-4-98	Carbondale, Ill.	L, 47-69
1-29-98	Terre Haute, Ind.	W, 68-49
1-2-99	Terre Haute, Ind.	L, 65-82
1-28-99	Carbondale, Ill.	L, 44-48
12-29-99	Terre Haute, Ind.	W, 64-62
3-4-00	Carbondale, Ill.	L, 52-67
1-25-01	Carbondale, Ill.	L, 50-54
2-22-01	Terre Haute, Ind.	L, 71-84
1-17-02	Carbondale, Ill.	L, 65-71
2-15-02	Terre Haute, Ind.	L, 49-71
1-25-03	Carbondale, Ill.	L, 61-80

2-20-03	Terre Haute, Ind.	L, 53-92
1-16-04	Terre Haute, Ind.	L, 58-91
2-12-04	Carbondale, Ill.	L, 84-98
1-27-05	Terre Haute, Ind.	L, 66-78
2-25-05	Carbondale, Ill.	L, 51-94
1-1-06	Terre Haute, Ind.	L, 61-74
3-2-06	Carbondale, Ill.	L, 70-82
1-6-07	Carbondale, Ill.	W, 86-69
2-2-07	Terre Haute, Ind.	L, 69-74
1-3-08	Carbondale, Ill.	W, 95-76
3-8-08	Terre Haute, Ind.	L, 68-77
1-22-09	Terre Haute, Ind.	L, 37-63
2-21-09	Carbondale, Ill.	W, 74-71
1-23-10	Terre Haute, Ind.	L, 51-63
2-18-10	Carbondale, Ill.	L, 62-70
3-11-10	St. Charles, Mo.*	L, 57-73
1-29-11	Carbondale, Ill.	L, 42-48
2-25-11	Terre Haute, Ind.	L, 57-93
3-10-11	St. Charles, Mo.^	L, 68-83
1-1-12	Terre Haute, Ind.	L, 66-72
3-1-12	Carbondale, Ill.	L, 46-69
1-17-13	Terre Haute, Ind.	L, 57-72
2-16-13	Carbondale, Ill.	L, 64-77
1-19-14	Carbondale, Ill.	L, 44-63
2-16-14	Terre Haute, Ind.	L, 35-72
1-16-15	Carbondale, Ill.	W, 65-53
2-15-15	Terre Haute, Ind.	W, 76-58

^ = Midwest AIAW Regional Tournament  
! = UT-Martin Christmas Tournament  
\* = MVC Tournament

<b>IOWA</b>		
<b>Date</b>	<b>Location</b>	<b>Result</b>
11-19-04	Iowa City, Iowa%	L, 50-66

% = Hawkeye Challenge

<b>IPFW</b>		
<b>Date</b>	<b>Location</b>	<b>Result</b>
11-29-12	Carbondale, Ill.	L, 65-78
11-18-13	Fort Wayne, Ind.	L, 62-79

<b>IUPUI</b>		
<b>Date</b>	<b>Location</b>	<b>Result</b>
12-10-10	Indianapolis, Ind.	L, 48-65
12-8-11	Carbondale, Ill.	W, 77-63

<b>KANSAS STATE</b>		
<b>Date</b>	<b>Location</b>	<b>Result</b>
1970-71	--	L, 38-56
3-17-06	Manhattan, Kan.%	L, 46-72

% = Women's NIT

<b>KENTUCKY</b>		
<b>Date</b>	<b>Location</b>	<b>Result</b>
1-16-82	Lexington, Ky.%	L, 56-74
12-4-85	Lexington, Ky.	L, 62-66
11-25-02	Lexington, Ky.	L, 53-79
11-25-06	San Francisco, Calif.@	L, 59-78

% = Lady Kat Invitational  
@ = Odwalla Tournament

<b>KENT STATE</b>		
<b>Date</b>	<b>Location</b>	<b>Result</b>
1-22-82	Champaign, Ill.%	W, 69-68

% = Arby's Illini Classic

<b>LAMBUTH</b>		
<b>Date</b>	<b>Location</b>	<b>Result</b>
1-11-79	--	W, 56-51

<b>LINCOLN CHRISTIAN</b>		
<b>Date</b>	<b>Location</b>	<b>Result</b>
1963-64	--	W, 48-24

<b>LONG BEACH STATE</b>		
<b>Date</b>	<b>Location</b>	<b>Result</b>
12-19-88	Seattle, Wash.#	L, 53-61

# = Husky Classic

<b>LONG ISLAND</b>		
<b>Date</b>	<b>Location</b>	<b>Result</b>
11-28-03	Brooklyn, NY%	L, 48-64

% = Long Island Classic

<b>LOUISIANA LAFAYETTE</b>		
<b>Date</b>	<b>Location</b>	<b>Result</b>
11-25-00	Lafayette, La.	L, 74-79

<b>LOUISIANA STATE</b>		
<b>Date</b>	<b>Location</b>	<b>Result</b>
3-15-87	--% (SIU: #16)	W, 70-56

% = NCAA Tournament

<b>LOUISIANA TECH</b>		
<b>Date</b>	<b>Location</b>	<b>Result</b>
3-19-87	--% (SIU: #16)	L, 53-66

% = NCAA Tournament

<b>LOUISVILLE</b>		
<b>Date</b>	<b>Location</b>	<b>Result</b>
2-23-78	Louisville, Ky.	L, 56-57
12-11-78	--	W, 84-70
12-1-79	Louisville, Ky.	L, 75-91
12-5-80	--	W, 69-64
12-14-81	Louisville, Ky.	L, 68-77
1-15-82	Lexington, Ky.%	W, 55-52
2-11-83	--	L, 61-70

% = Lady Kat Invitational

<b>LOYOLA</b>		
<b>Date</b>	<b>Location</b>	<b>Result</b>
12-18-82	Chicago, Ill.	W, 75-60
2-26-84	--	W, 85-59
11-17-11	Carbondale, Ill.	L, 44-66
11-17-12	Chicago, Ill.	L, 73-82
1-4-14	Carbondale, Ill.	L, 48-60
3-6-14	Chicago, Ill.	L, 56-67
1-30-15	Carbondale, Ill.	W, 64-58
3-1-15	Chicago, Ill.	W, 74-70(OT)

<b>MARSHALL</b>		
<b>Date</b>	<b>Location</b>	<b>Result</b>
12-4-93	Charlottesville, Va.%	W, 78-62
12-8-12	Carbondale, Ill.	L, 66-70
11-27-13	Huntington, WV	L, 59-82

% = Coca Cola Holiday Inn Classic

<b>MARYLAND EASTERN SHORE</b>		
<b>Date</b>	<b>Location</b>	<b>Result</b>
12-20-01	Annapolis, Md.%	L, 59-62

% = Navy Classic

<b>MCNEESE STATE</b>		
<b>Date</b>	<b>Location</b>	<b>Result</b>
1-7-83	Orlando, Fla.%	W, 66-56

% = Central Florida Classic

<b>MEMPHIS</b>		
<i>Memphis was known as Memphis State until July 1994</i>		
<b>Date</b>	<b>Location</b>	<b>Result</b>
1973-74	--	L, 25-56
2-7-75	--	L, 40-60
1-24-76	Memphis, Tenn.	L, 61-74
1-21-77	--	L, 58-67
2-7-78	Memphis, Tenn.	L, 64-78
2-8-79	Normal, Ill.\$	L, 71-77
3-17-83	Amarillo, Texas!	L, 69-77
12-1-84	--	L, 65-66
11-26-85	Memphis, Tenn.	W, 71-56
11-29-86	Memphis, Tenn.	L, 63-66
12-5-87	Carbondale, Ill. (SIU: #14)	W, 84-62
12-20-88	Seattle, Wash.#	W, 62-48
1-16-96	Carbondale, Ill.	L, 57-79
12-17-96	Memphis, Tenn.	L, 70-80
11-18-97	Carbondale, Ill.	W, 68-65
11-23-98	Memphis, Tenn.	L, 67-84
11-26-14	Carbondale, Ill.	W, 82-75

\$ = Illinois State Invitational  
! = Women's NIT  
# = Husky Classic

<b>MERCER</b>		
<b>Date</b>	<b>Location</b>	<b>Result</b>
12-20-02	Long Beach, Calif.%	W, 62-59
11-30-14	Carbondale, Ill.	W, 67-52

% = Long Beach Classic



MIAMI (FL)		
Date	Location	Result
12-20-95	Miami, Fla.	L, 61-70

MICHIGAN		
Date	Location	Result
2-26-77	Mt. Pleasant, Mich.	W, 65-49

MICHIGAN STATE		
Date	Location	Result
3-9-73	East Lansing, Mich.	W, 63-62
1-30-76	--	W, 67-59
3-9-78	East Lansing, Mich. <sup>A</sup>	W, 63-62
12-12-98	Carbondale, Ill.	L, 56-66
11-27-99	East Lansing, Mich.	L, 59-74

MIDDLE TENNESSEE STATE		
Date	Location	Result
11-26-95	Murfreesboro, Tenn.	L, 48-66(OT)
12-15-96	Carbondale, Ill.	W, 91-72
1-28-03	Carbondale, Ill.	L, 63-87
11-24-03	Murfreesboro, Tenn.	L, 62-76

MINNESOTA		
Date	Location	Result
1-11-80	Minneapolis, Minn.	L, 54-75
1-19-81	--	L, 63-85

MISSISSIPPI		
Date	Location	Result
3-21-92	Oxford, Miss.&	L, 56-72

MISSISSIPPI COLLEGE FOR WOMEN		
Date	Location	Result
1968-69	--	L, 42-62

MISSOURI		
Date	Location	Result
1-13-77	Columbia, Mo.	W, 66-65
2-18-78	--	L, 54-58
1-13-79	Columbia, Mo.	W, 62-60(OT)
2-23-80	--	L, 71-73
1-31-81	Columbia, Mo.	W, 78-73
1-30-82	--	W, 71-67
2-23-83	Columbia, Mo.	L, 76-73(2OT)
11-29-87	Carbondale, Ill.	W, 69-51
12-7-99	Carbondale, Ill.	L, 61-66
12-9-00	Columbia, Mo.	L, 57-81
12-18-05	Columbia, Mo.	L, 69-96
11-12-06	Carbondale, Ill.	L, 71-60
12-16-12	Columbia, Mo.	L, 47-110

MISSOURI-ST. LOUIS		
Date	Location	Result
1969-70	--	W, 61-23
1973-74	--	L, 38-40
12-3-76	St. Louis, Mo.	W, 69-65
2-12-82	--	W, 80-69

MISSOURI STATE		
Date	Location	Result
1970-71	--	W, 45-32
1-15-77	Springfield, Mo.	W, 67-64
1977-78	--	W, 55-44
11-26-78	--	W, 66-56
11-24-79	Springfield, Mo.#	W, 65-43
2-4-83	--	W, 72-62
1-27-84	Carbondale, Ill.	W, 87-55
2-24-84	Springfield, Mo.	W, 76-52
1-31-85	Springfield, Mo.	W, 64-58
3-1-85	Carbondale, Ill.	W, 52-37
1-6-86	Carbondale, Ill.	W, 75-33
3-5-86	Springfield, Mo.	W, 86-64
12-30-86	Springfield, Mo. (SIU: #19)	W, 77-64
2-26-87	Carbondale, Ill. (SIU: #15)	W, 68-48
1-17-88	Springfield, Mo.	W, 76-68
2-11-88	Carbondale, Ill.	W, 68-48
1-19-89	Carbondale, Ill.	W, 63-53
2-18-89	Springfield, Mo.	W, 53-50
1-25-90	Springfield, Mo.	L, 54-69
2-24-90	Carbondale, Ill.	W, 70-59

1-2-91	Carbondale, Ill.	W, 72-58
3-2-91	Springfield, Mo.	L, 60-72
3-9-91	Springfield, Mo.*	L, 61-74
1-4-92	Springfield, Mo. (MSU: #24)	L, 63-90
3-5-92	Carbondale, Ill. (MSU: #10)	L, 63-73
3-14-92	Springfield, Mo.* (MSU: #10)	L, 69-86
1-8-93	Springfield, Mo.	L, 58-65
2-25-93	Carbondale, Ill.	L, 57-68
3-13-93	-- <sup>A</sup>	L, 53-54
1-27-94	Springfield, Mo.	L, 48-91
2-26-94	Carbondale, Ill.	L, 65-69
1-2-95	Carbondale, Ill.	W, 74-60
3-4-95	Springfield, Mo.	L, 67-74(OT)
1-4-96	Springfield, Mo.	L, 63-77
3-2-96	Carbondale, Ill.	W, 62-51
1-26-97	Carbondale, Ill.	L, 63-70
2-22-97	Springfield, Mo.	W, 80-65
12-28-97	Springfield, Mo. (MSU: #16)	L, 80-89
2-26-98	Carbondale, Ill.	L, 60-65
2-18-99	Carbondale, Ill.	L, 56-76
2-27-99	Springfield, Mo.	L, 47-85
3-4-99	Springfield, Mo.*	L, 58-73
1-13-00	Springfield, Mo.	L, 41-69
2-13-00	Carbondale, Ill.	L, 52-78
1-11-01	Carbondale, Ill. (MSU: #15)	L, 70-81
2-9-01	Springfield, Mo. (MSU: #15)	L, 70-89
1-12-02	Springfield, Mo.	L, 48-86
2-10-02	Carbondale, Ill.	L, 57-69
1-3-03	Carbondale, Ill.	L, 56-69
3-6-03	Springfield, Mo.	L, 56-86
1-24-04	Carbondale, Ill.	L, 53-84
2-21-04	Springfield, Mo.	L, 35-89
1-8-05	Springfield, Mo.	L, 48-78
2-5-05	Carbondale, Ill.	L, 63-89
1-12-06	Springfield, Mo.	L, 52-69
2-10-06	Carbondale, Ill.	L, 55-62
12-30-06	Springfield, Mo.	W, 63-38
3-1-07	Carbondale, Ill.	W, 60-47
1-12-08	Springfield, Mo.	L, 67-77
2-8-08	Carbondale, Ill.	L, 58-78
1-31-09	Carbondale, Ill.	W, 69-58
3-1-09	Springfield, Mo.	L, 57-69
1-28-10	Carbondale, Ill.	L, 68-69
2-26-10	Springfield, Mo.	L, 72-83
12-31-10	Springfield, Mo.	L, 50-82
3-5-11	Carbondale, Ill.	L, 58-70
1-19-12	Carbondale, Ill.	W, 78-72
2-19-12	Springfield, Mo.	L, 61-81
1-27-13	Carbondale, Ill.	L, 72-79
2-21-13	Springfield, Mo.	L, 74-81
2-2-14	Springfield, Mo.	L, 58-76
2-27-14	Carbondale, Ill.	L, 76-93
3-13-14	St. Charles, Mo. <sup>A</sup>	L, 39-61
1-23-15	Springfield, Mo.	L, 57-61
2-20-15	Carbondale, Ill.	L, 57-73

12-18-84	--	W, 77-61
12-18-85	Murray, Ky.	W, 74-63
11-25-88	Carbondale, Ill.	L, 64-68
12-12-89	Murray, Ky.	W, 77-68
12-11-90	Carbondale, Ill.	W, 74-60
11-30-91	Murray, Ky.	W, 88-63
2-12-92	Carbondale, Ill.	W, 85-75
12-11-92	Murray, Ky.	W, 94-75
2-4-93	Carbondale, Ill.	W, 77-62
12-8-93	Carbondale, Ill.	W, 93-62
1-19-94	Murray, Ky.	W, 90-64
12-6-94	Carbondale, Ill.	W, 74-46
11-28-95	Murray, Ky.	W, 51-48
11-23-96	Carbondale, Ill.	W, 95-64
12-3-97	Murray, Ky.	W, 61-53
11-20-98	Carbondale, Ill.	W, 84-73
12-18-99	Murray, Ky.	W, 73-56
11-22-05	Murray, Ky.	W, 94-77
11-17-06	Carbondale, Ill.	W, 77-68
12-19-09	Carbondale, Ill.	W, 76-71(OT)
12-18-10	Murray, Ky.	W, 62-61
1-26-12	Carbondale, Ill.	W, 74-57
12-1-12	Murray, Ky.	L, 55-67
12-16-14	Carbondale, Ill.	W, 78-63

NEBRASKA		
Date	Location	Result
11-16-01	Lincoln, Neb.	L, 47-88

NEW MEXICO		
Date	Location	Result
12-14-85	Albuquerque, NM	W, 67-45

NORTH CAROLINA STATE		
Date	Location	Result
12-19-91	Palo Alto, Calif.%	W, 81-64

NORTHEASTERN		
Date	Location	Result
2-28-75	--	W, 64-51

NORTHERN ARIZONA		
Date	Location	Result
12-5-86	San Diego, Calif.#	W, 77-58

NORTHERN ILLINOIS		
Date	Location	Result
1964-65	--	W, 32-19
1965-66	--	L, 23-31
1967-68	DeKalb, Ill.	L, 29-38
1968-69	--	W, 64-19
1973-74	--	W, 31-27
2-16-75	DeKalb, Ill.	W, 69-38
2-6-76	--	W, 66-20
2-12-77	DeKalb, Ill.	W, 75-49
2-14-81	--	W, 70-62
2-2-87	Carbondale, Ill. (SIU: #16)	W, 87-60
2-27-88	DeKalb, Ill.	L, 67-79
2-20-89	Carbondale, Ill.	W, 71-63(OT)
12-18-89	DeKalb, Ill.	L, 68-91
11-28-90	Carbondale, Ill.	L, 71-77(OT)
1-15-92	DeKalb, Ill.	L, 84-87
12-1-92	Carbondale, Ill.	L, 80-84
12-17-93	DeKalb, Ill.	L, 56-94
12-8-94	Carbondale, Ill.	W, 87-57
11-20-04	Iowa City, Iowa	L, 43-61
12-28-08	Carbondale, Ill.	L, 55-67
11-22-09	DeKalb, Ill.	L, 65-74
11-19-10	Carbondale, Ill.	L, 45-46
11-29-11	DeKalb, Ill.	L, 50-53

MOREHEAD STATE		
Date	Location	Result
12-30-13	Carbondale, Ill.	L, 50-59
12-30-14	Morehead, Ky.	W, 75-66

MURRAY STATE		
Date	Location	Result
1968-69	--	W, 60-37
1969-70	--	W, 50-28
1970-71	--	W, 46-36
1972-73	--	L, 35-37
1973-74	--	W, 49-40
1973-74	--	W, 47-45
2-3-75	Murray, Ky.	L, 40-57
2-11-75	--	W, 48-44
2-12-76	--	W, 58-29
11-19-79	Murray, Ky.	W, 72-69
12-10-79	--	W, 83-80
11-20-80	--	W, 88-60
12-2-80	Murray, Ky.	L, 78-87
11-21-81	Murray, Ky.	W, 68-62
1-5-82	--	W, 97-80
12-9-82	--	W, 76-50
2-26-83	Murray, Ky.	W, 71-52

1-5-87	Carbondale, Ill. (SIU: #19)	W, 98-68
2-2-87	Cedar Falls, Iowa (SIU: #16)	W, 87-64
1-9-88	Carbondale, Ill.	W, 71-39
2-4-88	Cedar Falls, Iowa	W, 60-58(OT)
1-9-89	Carbondale, Ill.	W, 56-43
2-2-89	Cedar Falls, Iowa	W, 79-59
1-11-90	Carbondale, Ill.	W, 78-59
2-10-90	Cedar Falls, Iowa	W, 75-61
1-26-91	Cedar Falls, Iowa	W, 74-48
2-21-91	Carbondale, Ill.	W, 82-40
1-11-92	Carbondale, Ill.	W, 67-59
2-6-92	Cedar Falls, Iowa	L, 59-60
1-28-93	Cedar Falls, Iowa	W, 86-62
2-13-93	Carbondale, Ill.	W, 92-68
1-2-94	Carbondale, Ill.	W, 75-61
3-5-94	Cedar Falls, Iowa	L, 64-75
1-23-95	Carbondale, Ill.	W, 63-53
2-18-95	Cedar Falls, Iowa	W, 78-64
1-20-96	Cedar Falls, Iowa	W, 83-59
2-17-96	Carbondale, Ill.	W, 84-54
12-29-96	Cedar Falls, Iowa	W, 71-68
2-27-97	Carbondale, Ill.	W, 84-75
1-17-98	Cedar Falls, Iowa	L, 54-68
2-15-98	Carbondale, Ill.	L, 47-67
1-7-99	Carbondale, Ill.	L, 47-75
2-4-99	Cedar Falls, Iowa	L, 51-65
1-8-00	Carbondale, Ill.	L, 49-57
2-7-00	Cedar Falls, Iowa	L, 57-71
1-8-01	Carbondale, Ill.	L, 74-83
2-4-01	Cedar Falls, Iowa	L, 55-79
1-24-02	Cedar Falls, Iowa	L, 42-79
2-21-02	Carbondale, Ill.	W, 63-55
2-2-03	Cedar Falls, Iowa	L, 53-83
3-1-03	Carbondale, Ill.	L, 69-74
1-29-04	Cedar Falls, Iowa	L, 55-90
2-29-04	Carbondale, Ill.	L, 68-70
1-14-05	Carbondale, Ill.	L, 40-64
2-10-05	Cedar Falls, Iowa	L, 43-72
1-5-06	Carbondale, Ill.	L, 48-59
2-4-06	Cedar Falls, Iowa	L, 40-49
1-13-07	Cedar Falls, Iowa	W, 79-74
2-11-07	Carbondale, Ill.	W, 49-46
1-31-08	Cedar Falls, Iowa	L, 52-64
3-1-08	Carbondale, Ill.	L, 69-74
1-11-09	Cedar Falls, Iowa	L, 41-45
2-7-09	Carbondale, Ill.	W, 58-40
1-7-10	Cedar Falls, Iowa	L, 43-64
2-5-10	Carbondale, Ill.	L, 62-71
1-23-11	Cedar Falls, Iowa	L, 39-79
2-17-11	Carbondale, Ill.	L, 41-68
1-7-12	Carbondale, Ill.	L, 66-70
2-2-12	Cedar Falls, Iowa	L, 51-73
1-31-13	Cedar Falls, Iowa	L, 59-76
3-3-13	Carbondale, Ill.	L, 60-74
1-12-14	Cedar Falls, Iowa	L, 53-87
2-6-14	Carbondale, Ill.	L, 48-78
1-9-15	Cedar Falls, Iowa	L, 70-79
2-8-15	Carbondale, Ill.	W, 79-75

## OAKLAND

Date	Location	Result
2-9-79	Normal, Ill. \$	W, 82-62

\$ = Illinois State Invitational

## OHIO STATE

Date	Location	Result
1976-77	West Lafayette, Ind. \$	L, 59-78
3-14-90	--	L, 61-73

\$ = MIAIAW Regional Tournament

% = NCAA Tournament

## OKLAHOMA

Date	Location	Result
11-25-79	Springfield, Mo. #	L, 46-58
12-2-83	Pullman, Wash. !	W, 82-62

# = Turkey Tournament

! = Dial Classic

## OKLAHOMA CITY

Date	Location	Result
12-14-84	San Diego, Calif. #	W, 82-72(OT)

# = Dial Classic

## OLD DOMINION

Date	Location	Result
12-19-94	San Juan, Puerto Rico %	L, 52-64

% = San Juan Shootout

## OLIVET NAZARENE

Date	Location	Result
1971-72	--	W, 43-20

## OREGON STATE

Date	Location	Result
11-27-82	--	L, 63-65
11-25-89	Honolulu, Hawaii #	W, 63-54
12-19-14	New Orleans, La. ^	L, 55-71

# = Hawaii Wahine Classic

^ = New Orleans Shootout

## PRINCIPIA

Date	Location	Result
1961-62	--	W
1962-63	--	W, 42-18
1963-64	--	W, 39-27
1964-65	--	W, 65-31
1964-65	--	W, 45-27
1965-66	--	W, 54-7
1966-67	Eslah, Ill.	W, 45-27
1967-68	--	W, 23-19
1973-74	--	W, 62-44
1-29-75	Eslah, Ill.	W, 57-46

## PUERTO RICO

Date	Location	Result
11-30-97	Puerto Rico	W, 77-40

## PURDUE

Date	Location	Result
1-20-78	Carbondale, Ill. (Satuki Invite) W,	71-55
2-2-80	West Lafayette, Ind.	W, 58-49
1-24-81	--	W, 85-74
2-5-82	West Lafayette, Ind.	L, 63-67
12-9-86	Carbondale, Ill.	W, 56-49
12-21-87	West Lafayette, Ind.	L, 67-82
12-2-88	Carbondale, Ill.	L, 60-69
12-20-89	West Lafayette, Ind.	L, 42-61
12-20-10	West Lafayette, Ind.	L, 36-75

## QUINCY

Date	Location	Result
1970-71	--	W, 50-25

## RADFORD

Date	Location	Result
11-23-12	Coral Gables, Fla. %	L, 62-85

% = UM Thanksgiving Tournament

## RICE

Date	Location	Result
11-28-98	Santa Clara, Calif. %	L, 55-62

% = Diet Coke Shootout

## SANT LOUIS

Date	Location	Result
12-4-76	St. Louis, Mo.	W, 75-41
2-18-80	--	W, 80-60
2-28-81	--	L, 74-81
2-10-82	--	W, 69-52
2-9-83	St. Louis, Mo.	W, 59-48
1-7-85	--	W, 67-31
2-10-86	St. Louis, Mo.	W, 70-45
12-11-86	Carbondale, Ill.	W, 71-53
12-5-98	St. Louis, Mo.	L, 52-78
12-1-99	Carbondale, Ill.	L, 44-52
12-16-00	St. Louis, Mo.	L, 56-83
11-19-01	Carbondale, Ill.	W, 57-53
12-29-03	St. Louis, Mo.	W, 68-65
12-7-04	Carbondale, Ill.	W, 69-53
12-22-05	St. Louis, Mo.	L, 61-63
11-21-06	Carbondale, Ill.	L, 73-80
11-14-08	Carbondale, Ill.	W, 85-77
11-13-09	St. Louis, Mo.	L, 45-71
12-2-10	Carbondale, Ill.	L, 39-66

## SAN DIEGO STATE

Date	Location	Result
12-15-84	San Diego, Calif. #	W, 77-73
11-29-85	Carbondale, Ill.	W, 76-55
12-6-86	San Diego, Calif. #	W, 59-57

# = Dial Classic

## SAN FRANCISCO

Date	Location	Result
11-23-90	Las Vegas, Nev. @	W, 71-46
11-24-06	San Francisco, Calif. %	L, 60-67

@ = 7-Up Desert Classic

% = Odwalla Tournament

## SAN JOSE STATE

Date	Location	Result
12-8-96	Tucson, Ariz. %	W, 78-55

% = Copper Bowl Classic

## SANTA CLARA

Date	Location	Result
11-27-98	Santa Clara, Calif. %	L, 51-80

% = Diet Coke Shootout

## SEMO

Date	Location	Result
1961-62	--	W
1962-63	Cape Girardeau, Mo.	W, 37-22
1963-64	--	L, 30-31
1963-64	--	W, 28-7
1964-65	--	W, 37-36
1965-66	--	W, 42-38
1965-66	--	W, 30-6
1966-67	Cape Girardeau, Mo.	W, 31-21
1966-67	Cape Girardeau, Mo.	W, 35-19
1967-68	--	W, 43-24
1968-69	--	W, 53-31
1968-69	--	W, 50-26
1969-70	--	W, 54-27
1970-71	-- (State Tournament)	L, 37-40
1970-71	-- (State Tournament)	W, 38-27
1971-72	--	W, 39-24
1971-72	--	W, 61-22
1972-73	--	W, 54-34
1973-74	--	W, 52-25
1973-74	--	W, 62-43
1-25-75	--	W, 64-35
2-19-75	Cape Girardeau, Mo.	W, 67-57
1-22-76	Cape Girardeau, Mo.	W, 70-20
11-21-80	--	W, 93-58
12-5-81	Cape Girardeau, Mo.	W, 68-55
11-24-01	Cape Girardeau, Mo.	L, 70-81
11-21-03	Cape Girardeau, Mo.	L, 64-73
12-1-04	Carbondale, Ill.	L, 56-77
11-29-05	Cape Girardeau, Mo.	L, 63-74
12-5-12	Carbondale, Ill.	W, 58-57
12-4-13	Cape Girardeau, Mo.	L, 50-72
11-28-14	Carbondale, Ill.	W, 78-62

## SIU-EDWARDSVILLE

Date	Location	Result
2-28-75	--	W, 67-32
12-3-11	Carbondale, Ill.	L, 60-70(OT)
12-21-12	Edwardsville, Ill.	W, 68-63

## SOUTH ALABAMA

Date	Location	Result
11-25-05	Carbondale, Ill.	W, 82-61
12-5-06	Mobile, Ala.	L, 59-60

## SOUTH DAKOTA STATE

Date	Location	Result
12-10-05	Carbondale, Ill.	W, 75-59
12-9-06	Brookings, SD	L, 49-72
11-24-07	Washington, DC %	L, 53-62

% = Thanksgiving Tournament

## SOUTHERN METHODIST

Date	Location	Result
12-1-00	Dallas, Texas %	L, 80-86

% = SMU Hoops for Cure Classic

## SOUTHERN MISSISSIPPI

Date	Location	Result
12-16-03	Carbondale, Ill.	L, 55-59
12-11-04	Hattiesburg, Miss.	L, 48-55

## SOUTHWEST BAPTIST

Date	Location	Result
1973-74	--	W, 63-25

## SPRINGFIELD

Date	Location	Result
1969-70	-- (WNIT)	W, 38-35

## STANFORD

Date	Location	Result
12-20-91	Palo Alto, Calif. %	L, 63-82

% = Stanford Classic

## STEPHEN F. AUSTIN

Date	Location	Result
1-8-81	Wichita, Kan. +	L, 60-79
3-15-07	Carbondale, Ill. %	W, 58-50

+ = Pizza Hut Classic

% = Women's NIT

## STETSON

Date	Location	Result
12-21-04	DeLand, Fla.	L, 55-63

## SUNY-COURTLAND

Date	Location	Result
1969-70	-- (WNIT)	W, 37-30

## TENNESSEE

Date	Location	Result
11-19-84	Bowling Green, Ky. #	L, 54-56
1-23-89	Knoxville, Tenn.	L, 44-78

# = Bowling Green Bank Invitational

## TENNESSEE-MARTIN

Date	Location	Result
1972-73	--	L, 24-40
1972-73	--	L, 19-31
1973-74	--	L, 43-45
2-1-75	--	L, 44-48
2-14-76	Martin, Tenn.	W, 62-61
1-28-77	--	W, 73-35
2-2-79	--	W, 74-53
1-23-81	--	W, 97-79
1-8-82	Martin, Tenn.	L, 66-68
2-12-83	--	W, 79-39
12-19-00	Carbondale, Ill.	W, 74-67
11-29-01	Martin, Tenn.	W, 82-67
11-12-10	Carbondale, Ill.	L, 50-62
12-18-11	Martin, Tenn.	L, 70-91
12-23-13	Carbondale, Ill.	L, 55-85
11-14-14	Martin, Tenn.	W, 87-78

## TENNESSEE STATE

Date	Location	Result
12-8-01	Carbondale, Ill.	W, 71-63
12-4-02	Nashville, Tenn.	W, 72-62
11-16-10	Carbondale, Ill.	L, 43-57
11-22-11	Nashville, Tenn.	W, 89-68

## TENNESSEE TECH

Date	Location	Result
2-4-87	Cookeville, Tenn. (SIU: #14) L,	65-73
12-14-87	Carbondale, Ill.	W, 78-65
1-15-90	Cookeville, Tenn.	W, 62-60
12-17-90	Carbondale, Ill.	W, 72-62
11-27-91	Cookeville, Tenn.	W, 73-68
12-8-92	Carbondale, Ill.	L, 65-66(OT)
11-28-93	Cookeville, Tenn.	L, 67-69
12-3-94	Carbondale, Ill.	W, 83-67
12-4-95	Cookeville, Tenn.	L, 54-66
12-1-96	Carbondale, Ill.	W, 66-59
12-13-97	Cookeville, Tenn.	L, 64-67
11-15-98	Carbondale, Ill.	L, 55-68
12-10-99	Cookeville, Tenn.	L, 64-74
11-29-00	Carbondale, Ill.	L, 74-81
12-2-01	Cookeville, Tenn.	L, 75-82
11-30-02	Carbondale, Ill.	W, 77-66
12-3-03	Cookeville, Tenn.	L, 71-88
11-28-04	Carbondale, Ill.	L, 55-73
12-5-05	Cookeville, Tenn.	L, 60-70
12-19-06	Carbondale, Ill.	W, 69-62
12-21-07	Cookeville, Tenn.	W, 87-69
12-21-08	Carbondale, Ill.	W, 74-67
12-12-09	Cookeville, Tenn.	L, 56-59

## TEXAS A&M

Date	Location	Result
11-24-78	--	W, 70-64
12-5-09	Berkely, Calif. %	L, 58-72

% = Colliers International Classic

## TEXAS TECH

Date	Location	Result
3-19-83		

UNION		
Date	Location	Result
1-23-76	Jackson, Tenn.	L, 66-95
2-13-76	--	L, 69-83
1-29-77	--	L, 56-74
1-12-78	Jackson, Tenn.	L, 64-79
11-30-79	--	L, 62-72

UNLV		
Date	Location	Result
11-24-90	Las Vegas, Nev. @	L, 55-78

@ = 7-Up Desert Classic

VANDERBILT		
Date	Location	Result
12-12-80	Martin, Tenn.!	L, 83-85(OT)
11-29-82	Nashville, Tenn.	W, 72-69
12-10-83	--	L, 75-80
1-19-93	Nashville, Tenn.	L, 55-85
2-2-94	Carbondale, Ill.	L, 57-91
11-27-94	Nashville, Tenn.	L, 45-94
12-12-95	Carbondale, Ill.	L, 43-76
2-4-97	Nashville, Tenn.	L, 47-77
2-10-98	Carbondale, Ill.	L, 53-65
11-18-09	Carbondale, Ill.	L, 64-90
12-7-10	Nashville, Tenn.	L, 68-81

! = UT-Martin Christmas Tournament

VINCENNES		
Date	Location	Result
2-21-75	Vincennes, Ind.	W, 57-44

VIRGINIA		
Date	Location	Result
11-24-89	Honolulu, Hawaii#	L, 60-81

# = Hawaii Wahine Classic

WASHINGTON STATE		
Date	Location	Result
12-3-83	Pullman, Wash.	W, 66-51
11-26-89	Honolulu, Hawaii#	L, 47-51

! = Dial Classic  
# = Hawaii Wahine Classic

WEBER STATE		
Date	Location	Result
11-19-05	Carbondale, Ill.	W, 55-48
12-2-06	Ogden, Utah	W, 54-41

WESTERN CAROLINA		
Date	Location	Result
1968-69	-- (WNIT)	L, 42-44

WESTERN ILLINOIS		
Date	Location	Result
1962-63	--	L, 32-39
1964-65	--	W, 51-24
1965-66	--	W, 26-21
1965-66	--	W, 53-34
1966-67	--	W, 41-23
1966-67	--	W, 33-19
1967-68	--	W, 26-17
1968-69	--	W, 43-9
1969-70	--	W, 34-24
1970-71	--	W, 37-14
1970-71	-- &	W, 55-29
1971-72	--	L, 43-49
1972-73	--	L, 38-48
1972-73	--	W, 49-39
1972-73	River Forest, Ill. &	W, 46-24
1973-74	--	L, 45-54
2-20-76	Macomb, Ill.	W, 60-50
1-27-77	--	W, 92-59
3-3-77	DeKalb, Ill. &	W, 89-41
2-10-78	Macomb, Ill.	L, 70-77
1-19-79	Carbondale, Ill. %	W, 71-61
1-12-80	Macomb, Ill.	L, 76-82
1-16-81	--	L, 77-82
2-20-82	Macomb, Ill.	W, 77-68
1-15-83	--	W, 71-39
1-21-84	Macomb, Ill.	W, 68-50
2-16-84	--	W, 101-64
1-12-85	Macomb, Ill.	W, 78-64

2-7-85	Carbondale, Ill.	W, 81-49
1-16-86	Macomb, Ill.	W, 77-47
2-14-86	Carbondale, Ill.	W, 79-47
1-24-87	Carbondale, Ill. (SIU: #16)	W, 73-51
2-19-87	Macomb, Ill. (SIU: #17)	W, 73-61
1-4-88	Macomb, Ill.	W, 89-63
1-28-88	Carbondale, Ill.	W, 80-46
1-14-89	Macomb, Ill.	W, 47-37
2-9-89	Carbondale, Ill.	W, 71-48
1-8-90	Carbondale, Ill.	W, 86-68
2-1-90	Carbondale, Ill.	W, 73-65
1-10-91	Macomb, Ill.	W, 78-51
2-9-91	Carbondale, Ill.	W, 57-49
2-1-92	Carbondale, Ill.	W, 75-59
2-27-92	Macomb, Ill.	W, 85-84

% = Saluki Invitational  
& = IAAW State Tournament

WESTERN KENTUCKY		
Date	Location	Result
1-5-80	--	W, 56-53
2-21-81	Bowling Green, Ky.	L, 87-103
1-18-82	--	W, 68-63
11-30-82	Bowling Green, Ky.	L, 63-68
12-8-83	--	W, 66-60
12-5-84	Bowling Green, Ky.	L, 55-65
12-6-85	Carbondale, Ill.	L, 60-92
12-13-86	Bowling Green, Ky.	W, 64-63
12-19-87	Carbondale, Ill.	W, 76-58
12-4-88	Bowling Green, Ky.	L, 59-80
12-9-89	Carbondale, Ill.	W, 53-52
2-3-91	Bowling Green, Ky.	L, 58-66
11-23-07	Washington, DC %	L, 71-88

% = Thanksgiving Tournament

WESTERN MICHIGAN		
Date	Location	Result
1972-73	East Lansing, Mich.	L, 32-47
11-25-09	Carbondale, Ill.	L, 77-82
11-24-10	Kalamazoo, Mich.	L, 52-56

WICHITA STATE		
Date	Location	Result
1-17-81	--	W, 77-69
12-21-81	Wichita, Kan.	L, 70-84
1-22-83	--	W, 63-56
1-28-84	Carbondale, Ill.	W, 81-44
2-23-84	Wichita, Kan.	L, 63-76
2-2-85	Wichita, Kan.	W, 43-34
2-28-85	Carbondale, Ill.	W, 57-52
1-4-86	Carbondale, Ill.	W, 71-60
3-3-86	Wichita, Kan.	W, 70-52
12-28-86	Wichita, Kan. (SIU: #20)	W, 70-54
2-28-87	Carbondale, Ill. (SIU: #15)	W, 80-49
1-15-88	Wichita, Kan.	W, 57-48
2-13-88	Carbondale, Ill.	W, 76-40
1-21-89	Carbondale, Ill.	W, 67-42
2-16-89	Wichita, Kan.	W, 56-54
1-27-90	Wichita, Kan.	W, 68-67(OT)
2-22-90	Carbondale, Ill.	W, 63-61
1-4-91	Carbondale, Ill.	W, 67-54
2-28-91	Wichita, Kan.	L, 60-64
1-2-92	Wichita, Kan.	W, 73-59
3-7-92	Carbondale, Ill.	W, 76-47
1-10-93	Wichita, Kan.	W, 74-61
2-27-93	Carbondale, Ill.	W, 68-56
1-29-94	Wichita, Kan.	L, 41-82
2-24-94	Carbondale, Ill.	W, 69-65
1-4-95	Carbondale, Ill.	L, 72-73
3-2-95	Wichita, Kan.	W, 66-63
1-2-96	Wichita, Kan.	W, 60-59
2-29-96	Carbondale, Ill.	W, 74-60
3-7-96	Des Moines, Iowa^	W, 83-65
1-24-97	Carbondale, Ill.	W, 89-62
2-20-97	Wichita, Kan.	L, 58-81
12-30-97	Wichita, Kan.	L, 49-66
2-28-98	Carbondale, Ill.	W, 62-54
1-11-99	Carbondale, Ill.	W, 63-55
2-25-99	Wichita, Kan.	L, 49-79
1-15-00	Wichita, Kan.	L, 39-61
2-11-00	Carbondale, Ill.	L, 44-65
1-13-01	Carbondale, Ill.	L, 83-89
2-11-01	Wichita, Kan.	L, 64-80

1-14-02	Wichita, Kan.	L, 53-85
2-8-02	Carbondale, Ill.	L, 70-85
1-5-03	Carbondale, Ill.	L, 65-90
3-9-03	Wichita, Kan.	L, 70-82
1-22-04	Carbondale, Ill.	L, 67-75
2-19-04	Wichita, Kan.	L, 57-70
1-6-05	Wichita, Kan.	L, 52-67
2-3-05	Carbondale, Ill.	W, 70-43
1-14-06	Wichita, Kan.	L, 57-66
2-12-06	Carbondale, Ill.	L, 77-84(OT)
12-28-06	Wichita, Kan.	W, 74-64
3-3-07	Carbondale, Ill.	W, 72-39
1-10-08	Wichita, Kan.	W, 66-61
2-10-08	Carbondale, Ill.	W, 66-54
1-29-09	Carbondale, Ill.	W, 76-66(OT)
2-27-09	Wichita, Kan.	L, 64-73
1-30-10	Carbondale, Ill.	W, 63-56
2-28-10	Wichita, Kan.	L, 57-59
1-2-11	Wichita, Kan.	L, 53-76
3-3-11	Carbondale, Ill.	L, 46-69
1-21-12	Carbondale, Ill.	L, 68-78
2-17-12	Wichita, Kan.	L, 46-74
1-25-13	Carbondale, Ill.	L, 59-72
2-23-13	Wichita, Kan.	L, 55-80
1-31-14	Wichita, Kan.	L, 51-74
3-1-14	Carbondale, Ill.	W, 64-59
1-25-15	Wichita, Kan.	L, 61-80
2-22-15	Carbondale, Ill.	L, 61-69

^ = MVC Tournament

WILLIAM WOODS		
Date	Location	Result
1-20-79	Carbondale, Ill. %	W, 59-49

% = Saluki Invitational

WINTHROP		
Date	Location	Result
12-20-01	Annapolis, Md. %	L, 65-72

% = Navy Classic

WISCONSIN		
Date	Location	Result
3-11-73	East Lansing, Mich.	L, 64-65
3-11-78	East Lansing, Mich. ^	L, 64-65
12-7-91	Madison, Wis.	W, 70-69
12-30-92	Carbondale, Ill.	W, 81-79
11-19-99	Carbondale, Ill.	L, 58-66
11-22-04	Madison, Wis.	L, 53-82

^ = Midwest AIAW Regional Tournament

WISCONSIN-GREEN BAY		
Date	Location	Result
12-29-07	Carbondale, Ill.	L, 65-82
12-28-09	Green Bay, Wis.	L, 64-75

WISCONSIN-LA CROSSE		
Date	Location	Result
1970-71	-- (Midwest Invitational)	W
3-11-76	Mt. Pleasant, Mich.	L, 57-79
2-10-79	Normal, Ill. \$	L, 68-83
2-5-81	Normal, Ill. \$	W, 78-71

\$ = Illinois State Invitational


WISCONSIN-OSHKOSH		
Date	Location	Result
1973-74	Terre Haute, Ind.	L, 35-39

WRIGHT STATE		
Date	Location	Result
12-14-10	Carbondale, Ill.	L, 53-75
12-10-11	Dayton, Ohio	L, 59-61
11-8-13	Carbondale, Ill.	L, 64-67
11-22-14	Dayton, Ohio	L, 50-70



Alabama-Birmingham	0-1	Since 2004	Kansas State	0-2	Since 1971	South Alabama	1-1	Since 2005
Alton	1-0	Since 1980	Kent State	1-0	Since 1982	South Dakota State	1-2	Since 2005
Arkansas	1-0	Since 1981	Kentucky	0-4	Since 1982	Southern Mississippi	0-2	Since 2004
Arkansas State	1-1	Since 2008	Lambuth College	1-0	Since 1979	Southwest Baptist	1-0	Since 1974
Arkansas-Pine Bluff	1-0	Since 2001	Lincoln Christian	1-0	Since 1964	Springfield Coll. (Mass.)	1-0	Since 1970
Arizona State	1-1	Since 1992	Long Island	0-1	Since 2004	Stanford	0-1	Since 1992
Auburn	0-1	Since 1986	Louisiana-Lafayette	0-1	Since 2001	SUNY Cortland	1-0	Since 1970
Austin Peay	2-4	Since 2006	Louisiana State	1-0	Since 1987	Stephen F. Austin	1-1	Since 1981
Ball State	4-0	Since 1977	Louisiana Tech	0-1	Since 1987	Stetson	0-1	Since 2005
Belmont	0-1	Since 2003	Louisville	3-4	Since 1978	Tennessee	0-2	Since 1985
Bethune-Cookman	1-0	Since 2005	<b>Loyola (Ill.)</b>	<b>4-4</b>	<b>Since 1983</b>	Tennessee State	3-1	Since 2002
Bowling Green	0-1	Since 1975	<b>Marshall</b>	<b>1-2</b>	<b>Since 1993</b>	Tennessee Tech	10-13	Since 1987
<b>Bradley</b>	<b>44-24</b>	<b>Since 1983</b>	Maryland Eastern Shore	0-1	Since 2002	Texas A&M	1-1	Since 1979
Cal-Long Beach	0-1	Since 1989	Maryville Coll. (Md.)	1-1	Since 1961	Texas Tech	0-1	Since 1983
Calvin College	0-2	Since 1973	McNeese State (La.)	1-0	Since 1983	Toledo	0-2	Since 1993
Central Arkansas	3-1	Since 2007	<b>Memphis</b>	<b>5-11</b>	<b>Since 1974</b>	Towson State	2-0	Since 1969
Central Florida	1-0	Since 1983	<b>Mercer</b>	<b>2-0</b>	<b>Since 2003</b>	Troy State	1-0	Since 1981
Central Michigan	2-2	Since 1975	Miami (Fla.)	0-1	Since 1995	Tulsa	1-0	Since 1982
Central Missouri	2-3	Since 1977	Miami (Ohio)	1-0	Since 1973	UCLA	0-1	Since 1982
Chicago State	5-2	Since 1976	Michigan	1-0	Since 1977	Union University	0-5	Since 1976
Cincinnati	1-0	Since 1979	Michigan State	3-2	Since 1976	<b>UT Martin</b>	<b>8-8</b>	<b>Since 1973</b>
Colorado	1-2	Since 1992	Michigan State	1-3	Since 1995	Vanderbilt	1-10	Since 1981
Colorado State	0-1	Since 2009	Middle Tennessee St.	1-3	Since 1995	Vincennes (Ind.)	1-0	Since 1975
Concordia (Ill.) College	1-0	Since 1973	Minnesota	0-2	Since 1980	Virginia	0-1	Since 1990
Creighton	15-35	Since 1983	Mississippi	0-1	Since 1992	Washington State	1-1	Since 1984
Dartmouth	0-1	Since 1980	Miss. Coll. for Women	0-1	Since 1969	Weber State	2-0	Since 2005
<b>DePaul</b>	<b>3-9</b>	<b>Since 1979</b>	Missouri	5-8	Since 1977	Western Carolina	0-1	Since 1969
Detroit	1-1	Since 1994	Missouri-St. Louis	2-1	Since 1974	Western Illinois	35-7	Since 1963
<b>Drake</b>	<b>27-52</b>	<b>Since 1980</b>	<b>Missouri State</b>	<b>26-47</b>	<b>Since 1978</b>	Western Kentucky	6-7	Since 1980
Duke	0-1	Since 1997	<b>Morehead State</b>	<b>1-1</b>	<b>Since 2013</b>	Western Michigan	0-3	Since 1973
East Stroudsburg St. (Pa.)	0-1	Since 1970	<b>Murray State</b>	<b>36-5</b>	<b>Since 1969</b>	<b>Wichita State</b>	<b>36-32</b>	<b>Since 1981</b>
Eastern Illinois	37-6	Since 1961	Nebraska	0-1	Since 2002	William Woods	1-0	Since 1979
Eastern Kentucky	2-0	Since 1978	Nevada-Las Vegas	0-1	Since 1991	Winthrop	0-1	Since 2002
Eastern Michigan	1-0	Since 1982	New Mexico	1-0	Since 1986	Wisconsin-LaCrosse	2-2	Since 1971
<b>Evansville</b>	<b>26-26</b>	<b>Since 1985</b>	North Carolina St.	1-0	Since 1992	Wisconsin-Oshkosh	1-1	Since 1973
Florida	0-1	Since 2008	NE Missouri State	1-0	Since 1978	Wisconsin	2-3	Since 1978
Florida A&M	1-0	Since 1983	Northeastern Illinois	1-0	Since 1975	Wright State	0-4	Since 2010
Florida International	1-0	Since 1995	Northern Arizona	1-0	Since 1987			
Georgia	0-1	Since 1988	Northern Illinois	11-14	Since 1959			
Georgia Southern	1-0	Since 1999	<b>Northern Iowa</b>	<b>31-34</b>	<b>Since 1984</b>			
Grand View College	0-1	Since 1976	NW Missouri State	1-2	Since 1979			
Green Bay	0-2	Since 2007	Northwestern	1-9	Since 1977			
Greenville College	3-1	Since 1962	Oakland (Mich.)	1-0	Since 1979			
Harvard	0-1	Since 1996	Ohio State	0-2	Since 1977			
Hawaii	1-0	Since 1983	Oklahoma	1-1	Since 1980			
Hofstra	0-1	Since 2008	Oklahoma City	1-0	Since 1985			
Holy Cross	1-0	Since 1991	Old Dominion	0-1	Since 1994			
Idaho State	1-0	Since 1993	Olivet Nazarene	1-0	Since 1972			
<b>Illinois</b>	<b>21-14</b>	<b>Since 1966</b>	Oregon State	1-2	Since 1983			
Illinois Central	2-0	Since 1974	Principia	13-0	Since 1960			
Illinois-Chicago	9-4	Since 1976	Puerto Rico	1-0	Since 1997			
<b>Illinois State</b>	<b>45-59</b>	<b>Since 1962</b>	Purdue	4-5	Since 1978			
Illinois Wesleyan	1-0	Since 1964	Quincy College	1-0	Since 1972			
Indiana	3-12	Since 1972	Saint Louis	12-8	Since 1970			
Indiana Central	1-0	Since 1970	San Diego State	3-0	Since 1985			
<b>Indiana State</b>	<b>43-40</b>	<b>Since 1969</b>	San Francisco	1-1	Since 1991			
Iowa	0-1	Since 2005	San Jose State	1-0	Since 1996			
IPFW	0-2	Since 2012	<b>SEMO</b>	<b>25-7</b>	<b>Since 1962</b>			
IUPUI	1-1	Since 2010	<b>SIU Edwardsville</b>	<b>2-1</b>	<b>Since 1975</b>			
			SMU	0-1	Since 2001			

2015-16 Opponents in **Bold**



**KAISA MCCLENDON**

SIUTOTALS

OPPONENTTOTALS

Year	FG%	FT%	PPG	RPG	TO	Year	FG%	FT%	PPG	RPG	TO
1977-78	.426	.578	64.3	36.9	---	1977-78	.384	.662	53.2	32.2	---
1978-79	.447	.655	66.9	36.5	---	1978-79	.379	.625	59.2	34.0	---
1979-80	.415	.622	63.4	34.2	20.0	1979-80	.423	.654	66.3	33.9	17.5
1980-81	.460	.602	75.3	35.7	22.5	1980-81	.440	.690	76.6	37.3	21.0
1981-82	.449	.620	69.3	42.0	23.3	1981-82	.419	.712	68.3	39.3	19.8
1982-83	.502	.612	71.5	39.2	19.1	1982-83	.422	.682	61.8	34.2	18.8
1983-84	.501	.674	73.3	40.3	17.3	1983-84	.405	.684	57.6	30.9	18.5
1984-85	.500	.606	66.7	37.8	17.6	1984-85	.412	.670	55.8	31.4	16.6
1985-86	.489	.624	69.3	40.3	17.7	1985-86	.413	.636	55.0	30.4	18.9
1986-87	.493	.623	70.1	38.4	16.1	1986-87	.410	.697	56.9	32.2	18.8
1987-88	.462	.661	66.6	37.0	18.1	1987-88	.412	.701	59.7	33.6	19.5
1988-89	.438	.668	60.9	37.0	18.9	1988-89	.393	.711	57.5	33.6	18.0
1989-90	.457	.707	65.0	38.3	17.6	1989-90	.426	.655	62.4	32.0	14.7
1990-91	.445	.713	66.0	39.0	15.6	1990-91	.400	.682	58.7	32.9	15.5
1991-92	.448	.683	74.1	40.8	17.5	1991-92	.420	.719	65.8	36.1	18.1
1992-93	.448	.652	71.1	40.5	16.6	1992-93	.439	.720	65.0	32.7	18.5
1993-94	.440	.616	70.6	37.6	18.4	1993-94	.441	.702	72.8	40.2	19.5
1994-95	.424	.573	73.8	42.3	18.9	1994-95	.422	.638	68.7	41.3	21.8
1995-96	.416	.631	67.8	40.5	18.2	1995-96	.397	.711	64.1	39.1	20.9
1996-97	.424	.589	66.6	38.8	14.4	1996-97	.426	.667	68.2	39.8	15.1
1997-98	.426	.608	60.9	37.0	19.3	1997-98	.424	.659	64.6	34.4	16.3
1998-99	.392	.644	56.9	36.6	22.3	1998-99	.432	.711	69.1	37.4	18.3
1999-00	.380	.618	54.4	38.1	20.9	1999-00	.408	.697	63.0	36.9	18.7
2000-01	.407	.740	66.5	38.8	18.6	2000-01	.428	.719	73.8	37.9	16.6
2001-02	.363	.701	59.7	38.3	20.1	2001-02	.419	.673	73.8	42.7	16.8
2002-03	.382	.711	63.1	38.1	21.3	2002-03	.422	.719	75.0	40.7	18.1
2003-04	.383	.643	58.8	36.3	20.0	2003-04	.445	.721	76.4	40.1	14.9
2004-05	.392	.684	54.3	31.4	19.0	2004-05	.444	.716	70.1	38.1	14.9
2005-06	.421	.715	62.8	35.5	15.8	2005-06	.433	.692	65.4	36.4	15.4
2006-07	.453	.701	64.0	33.8	15.4	2006-07	.425	.705	60.2	31.5	16.3
2007-08	.414	.690	67.2	34.2	14.9	2007-08	.455	.764	69.8	38.2	17.1
2008-09	.405	.650	60.0	32.8	17.6	2008-09	.442	.698	66.6	36.6	17.1
2009-10	.372	.670	61.3	37.3	19.0	2009-10	.419	.688	70.5	41.8	17.0
2010-11	.346	.646	50.9	36.6	23.0	2010-11	.400	.695	70.2	40.9	15.1
2011-12	.377	.659	62.9	39.2	19.9	2011-12	.395	.692	69.8	41.5	15.9
2012-13	.377	.640	60.8	36.5	18.2	2012-13	.429	.719	74.5	42.1	14.4
2013-14	.368	.671	56.5	38.9	19.4	2013-14	.426	.667	71.3	39.1	13.1
2014-15	.413	.690	66.2	39.5	15.1	2014-15	.431	.712	67.0	35.4	12.5



## SINGLE-GAME RECORDS

Most Points	101	2x, last vs. Indiana State (03/05/84)
Least Points	31	at Evansville (02/23/14)
Most Rebounds	64	vs. Wichita State (12/21/81)
Least Rebounds	20	vs. Drake (01/19/85)
Highest Winning Margin	54	vs. Millikin (02/22/75)
Most Assists	30	vs. Western Illinois (01/08/90)
Most Steals	21	vs. Northern Iowa (12/08/94)
Most Blocks	11	at Indiana State (12/29/99)
Most FGs Made	43	2x, last vs. Northern Iowa (01/05/87)
Most FGs Attempted	92	vs. Bradley (01/02/14)
Best FG Percentage	.702	vs. Western Illinois (01/08/90)
Worst FG Percentage	.197	vs. Wichita State (01/29/94)
Most FTs Made	35	vs. Arkansas Pine Bluff (12/02/00)
Most FTs Attempted	46	vs. Arkansas Pine Bluff (12/02/00)
Best FT Percentage	1.000	2x, last vs. Evansville (02/22/08)
Worst FT Percentage	.000	2x, last at Northern Iowa (02/10/05)
Most Turnovers	39	at Evansville (01/15/11)
Least Turnovers	4	vs. Memphis State (03/17/83)
Least Points in a Half	8	at Evansville (02/23/14)

## SINGLE-SEASON RECORDS

Most Points	2,409	1980-81
Highest Scoring Average	75.3 ppg	1980-81
Highest Scoring Margin	439, +15.7	1983-84
Most Rebounds	1,346	1980-81
Highest Rebounding Average	46.6	1976-77
Most Assists	552	1980-81
Most Steals	330	1994-95
Most Blocks	155	2010-11
Most FGs Made	1,026	1980-81
Most FGs Attempted	2,230	1980-81
Best FG Percentage	.502	1982-83
Most FTs Made	454	1982-83
Most FTs Attempted	742	1982-83
Best FT Percentage	.740	2000-01
Most 3FGs Made	189	2011-12
Most 3FGs Attempted	583	2011-12
Best 3FG Percentage	.384	1991-92

## WIN/LOSS RECORDS

### Consecutive Wins in a Season

23	1985-86
18	1986-87
11	1983-84
11	1982-83
10	1986-87
10	1978-79
9	1988-89
8	1994-95
8	2006-07
7	1995-96

### Consecutive Home Wins in a Season

15	1986-87
14	1978-79
13	1990-91
10	1985-86
10	1983-84

### Consecutive Home Wins Multiple Seasons

26 12/7/85 to 12/12/87

### Consecutive MVC Wins in a Season

8	2006-07
8	1994-95
7	1995-96
6	1992-93
6	2006-07

### Consecutive Losses in a Season

20	2010-11
15	2001-02
11	2002-03
10	2004-05
9	2003-04
8	2013-14
8	2009-10
8	2004-05
7	2009-10
7	2000-01
7	1998-99

### Consecutive Gateway Conference Wins in a Season

20	1986-87
18	1985-86
10	1983-84

### Consecutive Gateway Wins Multiple Seasons

39 1/14/86 to 12/30/87

## CONFERENCE HISTORY

SIU was a member of the Gateway Conference from 1983-92. During the 1992-93 season, the Gateway Conference became the Missouri Valley Conference.

### Regular Season Conference Titles

Year	Overall	Conference
1985-86	25-4	18-0
1986-87	28-3	18-0
1989-90	21-10	14-4
2006-07	21-11	16-2

**Note:** SIU's back-to-back perfect league slates is a feat that was never matched in Gateway Conference history.

### Conference Tournament Titles

Year	Overall	Conference
1986-87	28-3	18-0
1989-90	21-10	14-4

**Note:** SIU defeated Eastern Illinois, 53-51 in the 1986-87 title game. SIU defeated Illinois State, 71-54 in the 1989-90 title game. The Salukis made it to the title game of the 1992-93 MVC Tournament, but fell to Southwest Missouri State, 54-53.

## POSTSEASON HISTORY

### NCAA TOURNAMENT APPEARANCES

<b>1986</b>	<b>1990</b>
Second Rd.: Auburn 61, SIU 39	First Rd.: Ohio State 73, SIU 61
<b>1987</b>	<b>1992</b>
Second Rd.: SIU 70, LSU 56	First Rd.: SIU 84, Colorado 82
Sweet Sixteen : La. Tech 66, SIU 53	Second Rd.: Ole Miss 72, SIU 56

### WNIT APPEARANCES

<b>1969</b>	<b>1983</b>
SIU 57, Towson State 27	Memphis State 77, SIU 66
Western Carolina 44, SIU 42	SIU 84, Hawaii 68
<b>1970</b>	Texas Tech 77, SIU 68
East Stroudsburg 45, SIU 42	<b>2007</b>
SIU 38, Springfield 35	First Rd.: SIU 58, Stephen F. Austin 50
SIU 44, Towson State 30	Second Rd.: Kan. State 72, SIU 46
SIU 37, SUNY-Cortland 30	

## 2014-15 OPPONENT IND. HIGHS

Points	36	by Taylor Manuel at Loyola Chicago (3/1/15)
Field Goals Made	13	by Ashia Jones at UT Martin (11/14/14)
Field Goals Attempted	22	2x, last by Sara Dickey at Evansville (2/13/15)
Field Goal Percentage*	.833	3x, last by Alyssa Johnson vs. UNI (2/8/15)
3-Pt Field Goals Made	5	2x, last by Lizzy Wendell vs. Drake (2/6/15)
3-Pt Field Goals Attempted	11	4x, last by Amber Sorenson vs. UNI (3/13/15)
3-Pt Field Goal Percentage	1.000	4x, last by Chelsea Small at Indiana St. (2/15/15)
Free Throws Made	14	by Taylor Manuel at Loyola Chicago (3/1/15)
Free Throws Attempted	20	by Taylor Manuel at Loyola Chicago (3/1/15)
Rebounds	17	by Taylor Manuel at Loyola Chicago (3/1/15)
Assists	15	by Caitlin Inge vs. Drake (2/6/15)
Steals	4	5x, last by Octavia Crump vs. Illinois St. (3/7/15)
Blocked Shots	4	by Chatrice White vs. Illinois (12/6/14)
Turnovers	7	by Taylor Stewart vs. Illinois St. (3/7/15)

\* Minimum 5 made

## ALL-TIME OPPONENT IND. HIGHS


Points	43	2x, last by Amanda Hyde vs. IPFW (11/29/12)
Rebounds	23	Tricia Wakely, Drake (3/9/94)
Field Goals Made	16	2x, last by Amanda Hyde vs. IPFW (11/29/12)
Field Goals Attempted	30	Sharon Carroll, Ill.-Chicago (12/15/79)
FG Pct. (min. 5 made)	1.000	Johanna Solverson (6-6), Iowa (11/19/04)
Free Throws Made	18	Tyonna Snow, Missouri State (2/21/13)
Free Throws Attempted	26	Tyonna Snow, Missouri State (2/21/13)
Free Throw Percentage	1.000	Several Tied
Consecutive Free Throws	23	Lisa Robinson, Illinois
3-Point Field Goals Made	7	Kyndal Clark, vs. Drake (2/8/14)
3-Point Field Goals Att.	13	Melody Howard, Missouri State (2/26/94)
Assists	18	Connie Newlin, Drake (12/6/80)
Steals	8	2x, last Melanie Boeglin, Indiana State (3/2/06)
Blocks	8	2x, last by Jordan Hunter vs. SEMO (12/5/12)

## 2014-15 OPPONENT TEAM HIGHS


Points	86	vs. Illinois (12/6/14)
Field Goals Made	36	vs. Illinois (12/6/14)
Field Goals Attempted	73	vs. Memphis (11/26/14)
Field Goal Percentage	.586	at Drake (1/11/15)
3-Pt Field Goals Made	10	vs. Drake (2/6/15)
3-Pt Field Goals Attempted	23	2x, last at Evansville (2/13/15)
3-Pt Field Goal Percentage	.500	vs. Loyola Chicago (1/30/15)
Free Throws Made	23	at Loyola Chicago (3/1/15)
Free Throws Attempted	32	at Loyola Chicago (3/1/15)
Free Throw Percentage	1.000	vs. Drake (2/6/15)
Rebounds	48	vs. Illinois (12/6/14)
Assists	23	at UT Martin (11/14/14)
Steals	17	vs. Illinois (12/6/14)
Blocked Shots	10	vs. Loyola Chicago (1/30/15)
Turnovers	20	2x, last vs. Illinois State (1/4/15)
Fouls	24	vs. Bradley (2/1/15)

## ALL-TIME OPPONENT TEAM HIGHS

Points	110	at Missouri (12/16/12)
Least Points	16	Milliken (12/8/79)
Most Rebounds	59	2x, last Vanderbilt (11/27/94)
Least Rebounds	16	Western Illinois (1/8/90)
Most Field Goals Made	47	Central Missouri (12/8/79)
Most Field Goals Attempted	95	Drake (1/30/81)
Least Field Goals Made	7	Milliken (12/8/79)
Most Free Throws Made	38	Indiana State (2/25/11)
Most Free Throws Attempted	52	Indiana State (2/25/11)
Least Free Throws Attempted	2	2x, last Drake (1/24/98)
Most 3-Pt. Field Goals Made	13	2x, last Illinois State (1/29/05)
Most 3-Pt. FG Attempted	34	Illinois State (2/14/04)
Best Field Goal Percentage	.635	Drake (33-52) (1/19/85)
Best Free Throw Percentage	1.000	7x, last Drake (7-7) (2/19/06)
Best 3-Point FG Percentage	1.000	Four Times
Worst Field Goal Percentage	.232	Illinois-Chicago (3/2/79)
Worst Free Throw Percentage	.167	Missouri State (1-6) (3/2/85)
Most Field Goals Missed	64	Drake (31-95) (1/30/81)
Most Free Throws Missed	16	Creighton (25-41) (1/30/95)
Assists	28	Western Illinois (2/27/92)
Steals	21	6x, last Mo. State (1/24/04)
Blocks	11	2x, last Northern Iowa (1/4/05)



**CONNIE PRICE**



**SUE FABER**

198586

**25-4 Overall**  
**18-0 Gateway Conference**  
**Gateway Champions**  
**NCAA Tournament**

The 1985-86 Salukis became the first team in the history of the Gateway Conference to go undefeated in league play, taking Southern's first conference title. Southern topped preseason favorite Drake twice by two-point margins in order to secure the undefeated Gateway slate. The Salukis enjoyed a 23-game winning streak through the end of the regular season, securing the program's first-ever national ranking and first NCAA Tournament bid. Southern ranked as high as 15th nationally during the season. SIU lost to Auburn 61-39 in the second round of the 1986 NCAA Tournament. First-Team All-Gateway Conference honoree Petra Jackson led the Salukis with an average of 16.8 points and 7.2 rebounds per game while Second-Team All-Conference nominee Bridgett Bonds averaged 13.6 points and 7.4 rebounds per game.



**The 1985-86 team:** Mary Berghuis (32), Bridgett Bonds (35), Dana Fitzpatrick (12), Petra Jackson (34), Marialice Jenkins (21), Cathy Kampwerth (54), Ann Kattreh (20), Deb Koher (42), Mary Noble (22), Ellen O'Brien (50), Tonda Seals (14), Ann Thouvenin (30), Cozette Wallace (40), Linda Wilson (23). **Head Coach:** Cindy Scott. **Assistant Coaches:** Julie Beck, George Leubelt.

198687

**28-3 Overall**  
**18-0 Gateway Conference**  
**Gateway Champions**  
**Gateway Tour. Champions**  
**NCAA Tournament—Sweet 16**

The 1986-87 Salukis completed a feat that has not since been equaled by going undefeated in Gateway Conference play for the second consecutive season. SIU won 18 consecutive games at one point and achieved its highest-ever program ranking at No. 13. The Salukis won their first Gateway Conference Tournament championship by defeating Eastern Illinois 53-51 in the championship game. Southern recorded the program's first-ever NCAA Tournament win with a 70-56 win over LSU before falling to Louisiana Tech 66-53 in the Sweet 16. First-Team All-Gateway selection Ann Kattreh led the Salukis with an average of 15.2 points per game while Gateway MVP Bridgett Bonds added 14.2 points and 8.1 rebounds per game and honorable mention Mary Berghuis averaged 11.7 points and 7.1 boards per game. Cindy Scott was named Gateway Coach of the Year.



**The 1986-87 team:** Regina Banks (34), Mary Berghuis (32), Bridgett Bonds (35), Cindy Farr (22), Dana Fitzpatrick (12), Marialice Jenkins (21), Cathy Kampwerth (54), Ann Kattreh (20), Deanna Kibelkis (31), Deb Koher (42), Eileen Richardson (23), Tonda Seals (14), Anne Thouvenin (30), Cozette Wallace (40). **Head Coach:** Cindy Scott. **Assistant Coaches:** Julie Beck, George Leubelt.

198990

**21-10 Overall**  
**14-4 Gateway Conference**  
**Gateway Champions**  
**Gateway Tour. Champions**  
**NCAA Tournament**

The 1989-90 Salukis tied for the Gateway Conference regular season title before defeating Illinois State 71-54 for the Gateway Tournament title. Amy Rakers was named the Gateway regular season and tournament MVP. The Salukis went on to lose to Ohio State 73-61 in the NCAA Tournament. Rakers led SIU with averages of 20.7 points and 10.5 rebounds per game.



**The 1989-90 team:** Kelly Firth (40), Kerri Howes (33), Coleen Haimstead (21), Amy Horstman (32), Grace Johnson (24), Deanna Kibelkis (31), Cyd Mitchell (20), Amy Rakers (34), Karrie Redeker (22), Eileen Richardson (23), Angie Rougeau (10), Anita Scott (5), Alison Smith (3), Chreyl Weis (43). **Head Coach:** Cindy Scott. **Assistant Coaches:** Julie Beck, Jenni Fitzgerald, Deb Patterson.

199192

**23-8 Overall**  
**15-3 Missouri Valley Conference**  
**NCAA Tournament**

The 1991-92 Salukis earned an at-large bid to the NCAA Tournament after finishing second in the Missouri Valley Conference regular season standings and falling to Valley Champion and eventual Final Four participant Southwest Missouri State in the MVC Tournament. The Salukis won the program's second-ever NCAA Tournament game with an 84-80 overtime win over Colorado before falling to Ole Miss 72-56 in the second round. First-Team All-MVC selection Anita Scott led four Salukis averaging double figures scoring with 13.7 points per game while fellow first-teamer Kelly Firth led the team with 9.7 rebounds per game.



**The 1991-92 team:** Tiffany Bolden (42), Kelly Firth (40), Kelly Geistler (53), Colleen Heimstead (21), Amy Horstman (32), Endia Joiner (54), Cheryl Norrell (33), Karen Powell (15), Racquel Ransom (34), Karrie Redeker (22), Angie Rougeau (10), Anita Scott (5), Robin Smith (23). **Head Coach:** Cindy Scott. **Assistant Coaches:** Julie Beck, Myra Fishback.

200607

**21-11 Overall**  
**16-2 Missouri Valley Conference**  
**MVC Champions**  
**WNIT**

The 2006-07 Salukis won the team's first conference title in 17 seasons and recorded the program's most wins in 16 years. Southern earned a bid to the WNIT where the Salukis topped Stephen F. Austin 58-60 in the opening round before falling to Kansas State 72-46 in the second round. Dana Eikenberg was named the MVC Coach of the Year while Carlai Moore earned First-Team All-MVC honors. Moore led the Salukis with an average of 13.4 points per game.



**The 2006-07 team:** Courtney Grant (2), Kaci Bailey (5), Carlai Moore (42), Erin Pauk (33), Jayme Sweere (11), Debbie Burris (24), Cortney Sales (34), Dana Olsen (41), Jasmine Gibson (40), Erica Smith (22). **Head Coach:** Dana Eikenberg. **Assistant Coaches:** Jody Adams, Rasheeda Love, Susan Koering.

## A

Abramowski, Kristine ..... 1998; 99; 00; 01  
 Akines, Lecretia ..... 2003-04; 04-05  
 Amedio, Janet ..... 1971  
 Armstrong, Jaleesa ..... 2011-12  
 Anderson, Branda ..... 1995-96-97-98  
 Anderson, Kay ..... 1974-75

## B

Bacon, Cheri ..... 1982-83-84-85  
 Bailey, Kaci ..... 2005-06; 06-07; 07-08; 08-09  
 Ballard, Marie ..... 1970-71-72-73  
 Banks, Regina ..... 1987-88  
 Bardley, Melaniece ..... 1996-97-98-99  
 Bartley, Rosalyn ..... 1981-82  
 Beideck, Diane ..... 1988  
 Berghuis, Mary ..... 1985-86-87-88  
 Berryhill, Pam ..... 1975-76  
 Berwanger, Katie ..... 2000; 02; 03; 04  
 Biondi, Mary ..... 1978-79  
 Bolden, Tiffany ..... 1991-92-93  
 Bonds, Bridgett ..... 1985-86-87-88  
 Bouie, Jameeka ..... 2012-13  
 Boyes, Mary ..... 1980-81-82  
 Brandon, Rani ..... 2010-11  
 Brown, Stephanie ..... 2002-03; 03-04  
 Bruster, India ..... 2004-05  
 Bukauskas, Cindy ..... 1979  
 Burgard, Theresa ..... 1976-77-78-79  
 Burris, Debbie ..... 2006-07  
 Burton, Carol ..... 1971-72-73

## C

Cain, Ronnie ..... 1974  
 Campbell, Paris ..... 2007-08  
 Carr, Eleanor ..... 1983-84  
 Chavours, LaQuanda ..... 1993-94-95-96  
 Clayton, Jeanne ..... 1971-72-73  
 Cooper, Laura ..... 2004  
**Corrigan, Carlisle** ..... **2014; 15**  
 Courier, Jordyn ..... 2011; 12; 13; 14  
 Crayton, Eboni ..... 2009-10; 10-11  
 Crescio, Jackie ..... 1975  
 Crutcher, Tiffany ..... 2001; 02; 03; 04

## D

David, Julie ..... 1971  
 Desamours, Daphney ..... 2003-04; 04-05  
 Deterding, Robin ..... 1977-78  
 Dietz, Gentry ..... 2005-06  
 Dooley, Lynn ..... 1970-71  
 Drndarevic, Tanya ..... 1991  
 Durst, Peggy ..... 1971-72-73-74  
 Dye, Lisa ..... 1984-85

## E

Edmonds, Jennifer ..... 1981  
 Elders, Debbie ..... 1971  
 Ellison, Diane ..... 1975  
 Erickson, Connie ..... 1980  
 Escue, Kathy ..... 1975-76  
 Evers, Jane ..... 1979

## F

Faber, Sue ..... 1978-79-80-82-83  
 Farr, Cindy ..... 1987-88  
 Ference, Candy ..... 1973  
 Firth, Kelly ..... 1990-91-92-93  
 Fitzpatrick, Dana ..... 1986-87-88-89  
 Flamank, Vicki ..... 1973  
 Foertsch, Suzanne ..... 1970  
 Foley, Bonnie ..... 1976-77-78-79  
 Franklin, Susan ..... 1972  
 Freeman, Katy ..... 2005-06  
 Frick, Kim ..... 1982-83

## G

Gallagher, Joyce ..... 1980  
 Garcia, Katerina ..... 2009-10  
 Geistler, Kelly ..... 1992-93-94-95  
 Germain, Dorothy ..... 1969-70  
 Gibson, Jasmine ..... 2006; 07; 08; 09  
**Gibelhausen, Kylie** ..... **2015**  
 Gilmore, Nikki ..... 1993-94-95-96  
 Giritharan, Ashley ..... 2009-10; 10-11  
 Goins, Sidney ..... 2011; 12; 13; 14  
 Goodman, Wendy ..... 2002; 03; 04; 05  
 Gordon, Virginia ..... 1969  
 Grant, Courtney ..... 2006-07  
 Graves, LaToya ..... 1999  
 Grayer, Bernetra ..... 2003-04; 04-05  
 Greer, Leola ..... 1980-81  
 Griffin, Annelle ..... 1972-73-74  
 Griffin, Mercedes ..... 2012; 13; 14; 15  
 Griffith, Adrienne ..... 2008-09; 09-10

## H

Hambrick, LaToya ..... 2008-09; 09-10  
 Hampton, Vicki ..... 2004  
 Harris, Marilyn ..... 1969-70  
 Hart, Alex ..... 2008-09  
 Hasheider, Beth ..... 1995-96-97-98  
 Hassell, Cari ..... 1995  
 Hathaway, Terica ..... 1998; 99; 00; 01  
 Hawes, Kerri ..... 1989-90  
 Hayden, Amy ..... 2003; 04; 05; 06  
 Haynes, Ariel ..... 2012; 13; 14; 15  
 Heiden, Jodi ..... 2000-01; 01-02; 02-03; 03-04  
 Heimstead, Colleen ..... 1989-90-91-92  
 Hicks, Genevelyn ..... 1985  
 Hinrichson, Sue ..... 1974-75

Hoffman, Jeri ..... 1976-77-78-79  
 Holloway, Kim ..... 1998-99  
 Holscher, Tracy ..... 1993-94-95-96  
 Horstman, Amy ..... 1989-90-91-92  
 Howe, Connie ..... 1971-72-73-74  
 Howe, Nicole ..... 2008-09; 09-10  
 Hudson, Theia ..... 1995-96-97-98  
 Hutchinson, Pat ..... 1970

## I

Ignoto, Taylor ..... 2010-11

## J

Jackson, Carolyn ..... 1969  
 Jackson, Meredith ..... 1997-98  
 Jackson, Petra ..... 1983-84-85-86  
 James, Judi ..... 1969-70  
 Jefferson, Christel ..... 1993-94-95-96  
 Jenkins, Marialice ..... 1984-85-86-87  
 Johnson, Grace ..... 1989-90-91  
 Joiner, Endia ..... 1991-92  
 Jones, Clarise ..... 2004  
 Jones, Danette ..... 2002; 03; 04; 05  
 Joy, Cynthia ..... 1982

## K

Kampwerth, Cathy ..... 1986-87-88-89  
 Kattreh, Ann ..... 1984-85-86-87  
 Kelly, Denise ..... 1975-76-77  
 Kelly, Kaye ..... 1976  
 Kibelkis, Deanna ..... 1987-88-89-90  
 King, Vicki ..... 1973-74-75-76  
 Kmucha, Wendy ..... 1971-72  
 Koher (Plummer), Deb ..... 1986-87-88  
 Koller, Ann ..... 1969

## L

Lawary, Danielle ..... 2000; 01; 02  
 LeMar, Brooke ..... 2010-11; 11-12  
 Lemon, Sandy ..... 1977-78-79  
 Lett, Olivia ..... 2008-10  
 Lies, Cathy ..... 1973-74-75  
 Lopez, Janina ..... 1999  
 Lott, Jackie ..... 1976-79

## M

Maas, Donna ..... 1975  
**Macklin, Cartaesha** ..... **2012; 13; 15**  
 Madura, Julie ..... 2004  
 Mann, Pam ..... 1982-83  
 Marable, Mary ..... 1982



Martin, Sandy .....1979-82  
 Matreci, Pat ..... 1975  
 McClendon, Kasia .....1994-97  
 McDowell, Molly.....1999-2003  
 Merickel, Teri ..... 1971-72-73  
 Meyer, Helen ..... 1976-77-78  
 Millar, Lisa ..... 1974-75-76  
 Miller, Megan ..... 2001-02; 02-03  
 Miller, Raquel.....2010-11  
 Mitchell, Charnise ..... 2010-11;11-12  
 Mitchell, Cyd ..... 1988-89-90-91  
 Moore, Carlai ..... 2005-06; 06-07  
 Moore, Linzi .....2012-13  
 Morancie, Lynn ..... 1999-00; 00-01  
 Morgan, Ann ..... 1996-97-98-99  
 Morris, Elyse.....2003-06  
 Moshino, Gail..... 1973  
 Mundy, Carolyn ..... 1971  
 Myers, Karlee .....2008-09

## N

**Napier, Rishonda.....2013; 15**  
**Nebo, Kim.....2014; 15**  
 Nelson, Robin ..... 1971  
 Neptune, Stephany .....2009-10  
 Niebrugge, Maria .....1997-2001  
 Noble, Mary ..... 1985-86  
 Norrell, Cheryl.....1992-94  
 Norris, Micah .....2015  
 Nwani, Nneka ..... 2009-10;10-11

## O

O'Brien, Ellen..... 1983-84-85-86  
 Oliver, Teri ..... 2009-10;10-11;11-12  
 Olsen, Dana.....2006-07  
 Olsen, Krista ..... 1971

## P

Pabst, Kathy ..... 1979-80  
 Parker, Theresa.....2005-06  
 Patterson, Alexus .....2012; 13; 15  
 Pauk, Erin.....2006; 07; 08  
 Peoples, Rose ..... 1983  
 Perry, Christine..... 2001-02; 02-03  
 Peterson, Lori ..... 1981  
 Phillips, Hillary ..... 2001-02; 02-03  
 Phillips, Jessie .....1997-98  
**Pierre, Dyana ..... 2013; 14; 15**  
 Pinkston, Dana ..... 2002-03; 03-04  
 Plab, D.D. .... 1981-82-83-84  
 Pomeranke, Jill.....1978-79  
 Powell (Auld), Judy..... 1970-71-72  
 Powell, Karen ..... 1991-92-93-94  
 Presswood, Christine..... 2008-09; 09-10  
 Price, Connie ..... 1981-82-83-84  
 Proctor, O'Desha ..... 1996-97-98  
 Putnam, Meigan ..... 1974

## R

Rakers, Amy ..... 1988-89-90-91  
 Randle, Janet ..... 1971  
 Ransom, Racquel..... 1992-93-94-95  
 Redeker, Karrie ..... 1989-90-91-92  
 Reed, Renne .....2010-11  
 Rendine, Pam.....1977  
 Richardson, Eileen ..... 1987-88-89-90  
 Rist, Nancy .....1974-75  
 Rogers, Alondray.....1980-81  
 Rogers, Kellye ..... 1980  
 Rougeau, Angie..... 1990-91-92-93  
 Rowlett, Kathy ..... 1970-71-72-73  
 Ruby, Diane..... 1979-80-81  
 Ruddock, Yvonne ..... 1979  
 Ryzewski, Doreen.....1971-72

## S

Sackman, Lori.....1978-79  
 Sanders, Deanna.....1988-89  
 Sanders, Tami .....1984-85  
 Sales, Cortney ..... 2006-07; 07-08  
 Saunders, Jeannette ..... 1969  
 Schaeffer, Sue..... 1976-77-78  
 Schappaugh, Kathy ..... 1978-79  
 Scheaffer, Mary ..... 1980  
 Schmittgens, Terry ..... 1982-83-84-85  
 Scott, Anita ..... 1990-91-92-93  
 Seals, Tonda ..... 1986-87-88-89  
 Searcy, Marti ..... 1971  
 Shannon, CiCi .....2010-11;11-12  
 Sheets, Vicki..... 1971  
 Shores, Hannah..... 2014; 15  
 Slater, Heather ..... 1993-94-95-96  
 Smart, Cathy..... 1971  
 Smith, Alison..... 1990-91  
 Smith, Courtney..... 1998; 99; 00; 01  
 Smith, Erica .....2006; 07; 08; 09  
 Smith, Glennie ..... 1974  
 Smith, Robin ..... 1992-93  
 Spencer, Tiffany ..... 1994-95-96-97  
 Stafko, Vicki..... 1979-80-81  
 Stanley, Jennifer..... 1969  
 Stearns, Carol..... 1969-70  
**Stephenson, Blair ..... 2015**  
 Stepherson, Eryn..... 2008-09  
 Stevenson, Beth ..... 1980-81-82  
 Stout, Bethel ..... 1969-70  
 Sumrall, Angenette ..... 1994-95  
 Swanson, Lori..... 1984  
 Sweere, Jayme.....2005-06; 06-07; 07-08  
 Swingler, Katrina ..... 2008; 09; 10; 11

## T

Tankson, Earlene ..... 1971  
 Teague, Holly ..... 2000-01; 01-02

Thouvenin, Anne ..... 1985-86-87-88  
 Tolbert, Angela ..... 2000-01  
 Towry, Pam ..... 1976  
 Traylor, Tiffany..... 1998  
 Turnbull, Ann ..... 1973-74

## V

Valli, Gena ..... 1978  
**VanHyfte, Celina ..... 2015**  
 Verderber, Barb ..... 1980-81  
 Vondrasek, Kathy ..... 1975-76


## W

Wagner, Katie ..... 2009-10  
 Wallace, Cozette ..... 1984-85-86-87  
 Ward, Lacie ..... 2008-09  
 Warring, Char ..... 1981-82-83-84  
**Washington, Azia.....2013; 14; 15**  
 Washington, Niki..... 1996-97  
 Watson, Robin ..... 1970  
 Wegley, Jennifer..... 2000-01  
 Weis, Cheryl ..... 1990-91  
 Whalin, Heather ..... 1996-97  
 Williams, Jennifer ..... 1993-94  
 Williams, Lynn ..... 1977-78-79-80  
 Wilson, Linda ..... 1983-84-85-86  
 Winkler, Jan ..... 1975-76  
 Woodard, Geshla..... 1999; 00; 01; 02  
 Woods, Carmen.....1982  
 Wright, Antishia ..... 2011-12  
 Wright, Susan ..... 1981-82-83

## Y

Young, Ellen ..... 2007-08  
 Younger, Pat..... 1969

Returning players in **BOLD**



**CHAR WARRING**

## YEARLY LEADERS

### POINTS

Season	Player	Points	Avg.
1974-75	Jan Winkler	320	16.8
1975-76	Jan Winkler	325	15.5
1976-77	Jeri Hoffman	320	14.5
1977-78	Bonnie Foley	401	16.7
1978-79	Sue Faber	524	20.1
1979-80	Connie Erickson	306	10.9
1980-81	Leola Greer	411	14.2
1981-82	Connie Price	367	12.7
1982-83	Char Warring	561	17.5
1983-84	Char Warring	477	17.0
1984-85	Petra Jackson	509	18.2
1985-86	Petra Jackson	487	16.8
1986-87	Ann Kattreh	394	15.2
1987-88	Mary Berghuis	317	11.7
1988-89	Cathy Kampwerth	344	11.9
1989-90	Amy Rakers	643	20.7
1990-91	Amy Rakers	527	18.2
1991-92	Anita Scott	425	13.7
1992-93	Anita Scott	385	13.3
1993-94	Rockey Ransom	255	17.0
1994-95	Nikki Gilmore	419	15.0
1995-96	Kasia McClendon	425	15.2
1996-97	Theia Hudson	428	15.3
1997-98	Theia Hudson	401	14.3
1998-99	Terica Hathaway	427	15.8
1999-00	Terica Hathaway	307	11.0
2000-01	Terica Hathaway	361	13.4
2001-02	Molly McDowell	328	12.6
2002-03	Molly McDowell	407	15.1
2003-04	Dana Pinkston	307	11.4
2004-05	Danette Jones	371	13.7
2005-06	Carlai Moore	457	17.6
2006-07	Carlai Moore	433	13.5
2007-08	Jayne Sweere	459	15.3
2008-09	Erica Smith	360	12.9
2009-10	Christine Presswood	428	15.9
2010-11	Teri Oliver	350	13.0
2011-12	<b>Cartaasha Macklin</b>	<b>495</b>	<b>16.5</b>
2012-13	<b>Cartaasha Macklin</b>	<b>465</b>	<b>15.0</b>
2013-14	<b>Dyana Pierre</b>	<b>419</b>	<b>14.0</b>
2014-15	<b>Rishonda Napier</b>	<b>438</b>	<b>16.2</b>

### REBOUNDS

Season	Player	Reb.	Avg.
1974-75	N/A	-	-
1975-76	Bonnie Foley	234	11.1
1976-77	Bonnie Foley	256	11.6
1977-78	Bonnie Foley	277	11.5
1978-79	Sue Faber	289	11.2
1979-80	Alondray Rogers	217	7.8
1980-81	Leola Greer	261	9.0
1981-82	Sue Faber	250	8.9
1982-83	Char Warring	268	8.4
1983-84	Char Warring	232	8.3
1984-85	Mary Berghuis	200	10.5
1985-86	Bridgett Bonds	215	7.4
1986-87	Bridgett Bonds	187	8.1
1987-88	Mary Berghuis	191	7.1
1988-89	Amy Rakers	244	8.4
1989-90	Amy Rakers	325	10.5
1990-91	Amy Rakers	311	10.7

1991-92	Kelly Firth	299	9.7
1992-93	Kelly Firth	268	9.2
1993-94	Angenette Sumrall	230	8.5
1994-95	Angenette Sumrall	248	8.9
1995-96	Christel Jefferson	222	7.9
1996-97	Theia Hudson	215	7.7
1997-98	Theia Hudson	187	6.7
1998-99	Terica Hathaway	150	5.6
1999-00	Kristine Abramowski	177	6.6
2000-01	Kristine Abramowski	167	6.2
2001-02	Geshla Woodard	175	6.5
2002-03	Katie Berwanger	158	5.9
2003-04	Katie Berwanger	235	8.7
2004-05	India Bruster	125	4.8
2005-06	Jayne Sweere	138	4.9
2006-07	Erica Smith	174	5.4
2007-08	Erica Smith	204	6.8
2008-09	Erica Smith	182	6.5
2009-10	Stephany Neptune	317	10.9
2010-11	CiCi Shannon	180	6.0
2011-12	Alexus Patterson	218	7.3
2012-13	<b>Dyana Pierre</b>	<b>277</b>	<b>8.9</b>
2013-14	<b>Dyana Pierre</b>	<b>287</b>	<b>9.6</b>
2014-15	<b>Dyana Pierre</b>	<b>341</b>	<b>11.8</b>

### ASSISTS

Season	Player	Assists	Avg.
1974-75	N/A	-	-
1975-76	N/A	-	-
1976-77	Pam Rendine	103	4.7
1977-78	Sue Schaeffer	73	3.0
1978-79	Lynne Williams	103	4.0
1979-80	Connie Erickson	164	5.9
1980-81	D.D. Plab	154	4.8
1981-82	D.D. Plab	130	4.5
1982-83	Sue Faber	167	5.1
1983-84	D.D. Plab	126	4.5
1984-85	Marialice Jenkins	133	4.8
1985-86	Marialice Jenkins	125	4.3
1986-87	Dana Fitzpatrick	94	3.0
	Marialice Jenkins	94	3.0
1987-88	Dana Fitzpatrick	90	4.1
1988-89	Dana Fitzpatrick	116	4.0
1989-90	Colleen Heimstead	129	4.2
1990-91	Amy Rakers	73	2.5
1991-92	Anita Scott	140	4.5
1992-93	Anita Scott	130	4.5
1993-94	Nikki Gilmore	150	5.6
1994-95	Nikki Gilmore	97	3.5
1995-96	Nikki Gilmore	98	4.1
1996-97	Kasia McClendon	153	5.5
1997-98	Beth Hasheider	112	4.0
1998-99	Maria Niebrugge	59	2.2
1999-00	Molly McDowell	82	2.9
2000-01	Holly Teague	117	4.3
2001-02	Holly Teague	115	4.3
2002-03	Molly McDowell	103	3.8
2003-04	Dana Pinkston	73	2.7
2004-05	Daphney Desamours	89	3.3
2005-06	Erin Pauk	106	3.8
2006-07	Erica Smith	85	2.7
2007-08	Jayne Sweere	96	3.2
2008-09	Erica Smith	81	2.9

2009-10	Stephany Neptune	145	5.0
2010-11	Brooke LeMar	135	4.5
2011-12	<b>Cartaasha Macklin</b>	<b>108</b>	<b>3.6</b>
2012-13	<b>Cartaasha Macklin</b>	<b>130</b>	<b>4.2</b>
2013-14	Hannah Shores	65	2.2
2014-15	<b>Cartaasha Macklin</b>	<b>108</b>	<b>3.6</b>

### STEALS

Year	Player	G	Steals
1978-79	Sue Faber	26	71
1979-80	Connie Erickson	28	102
1980-81	Alondray Rogers	32	54
1981-82	Sue Faber	28	62
1982-83	Sue Faber	33	62
1983-84	Petra Jackson	28	52
1984-85	Petra Jackson	28	48
1985-86	Petra Jackson	29	62
1986-87	Ann Kattreh	26	48
1987-88	Bridgett Bonds	26	48
1988-89	Dana Fitzpatrick	29	61
1989-90	Amy Rakers	31	40
1990-91	Angie Rougeau	29	34
1991-92	Anita Scott	31	59
1992-93	Anita Scott	29	52
1993-94	Angenette Sumrall	27	58
1994-95	Kasia McClendon	28	112
1995-96	Kasia McClendon	28	101
1996-97	Kasia McClendon	28	131
1997-98	O'Desha Proctor	25	36
1998-99	O'Desha Proctor	26	44
1999-00	Molly McDowell	28	39
2000-01	Molly McDowell	27	52
2001-02	Molly McDowell	26	53
2002-03	Molly McDowell	27	54
2003-04	Katie Berwanger	27	41
2004-05	Daphney Desamours	27	44
2005-06	Jayne Sweere	28	42
2006-07	Jayne Sweere	32	56
2007-08	Erica Smith	30	54
2008-09	Erica Smith	28	49
2009-10	Stephany Neptune	29	71
2010-11	Teri Oliver	30	32
2011-12	Teri Oliver	30	43
2012-13	<b>Cartaasha Macklin</b>	<b>31</b>	<b>42</b>
2013-14	Mercedes Griffin	30	46
2014-15	<b>Rishonda Napier</b>	<b>27</b>	<b>36</b>

### BLOCKS

Year	Player	G	Blocks
1978-79	Bonnie Foley	24	33
1979-80	Alondray Rogers	28	18
1980-81	Alondray Rogers	32	34
1981-82	Sue Faber	28	20
1982-83	Sue Faber	33	31
1983-84	Char Warring	28	20
1984-85	Mary Berghuis	28	20
1985-86	Mary Berghuis	29	19
1986-87	Mary Berghuis	31	27
1987-88	Cathy Kampwerth	27	28
1988-89	Cathy Kampwerth	29	42
1989-90	Amy Rakers	31	27
1990-91	Amy Rakers	29	38
1991-92	Angie Rougeau	31	21

## YEARLY LEADERS

1992-93	Tiffany Bolden	29	35
1993-94	Angenette Sumrall	27	16
1994-95	Angenette Sumrall	28	17
1995-96	Niki Washington	20	13
1996-97	Meredith Jackson	25	22
1997-98	Melaniece Bardley	28	17
	Kristine Abramowski	26	17
1998-99	Melaniece Bardley	27	34
1999-00	Kristine Abramowski	27	29
2000-01	Kristine Abramowski	27	25
2001-02	Hillary Phillips	27	28
2002-03	Molly McDowell	27	23
2003-04	Katie Berwanger	27	13
2004-05	India Bruster	26	28
2005-06	Teresa Parker	26	13
2006-07	Jayne Sweere	32	24
2007-08	Jayne Sweere	30	22
2008-09	Erica Smith	28	11
	Adrienne Griffith	28	11
2009-10	Stephany Neptune	29	35
2010-11	CiCi Shannon	30	82
2011-12	CiCi Shannon	30	67
<b>2012-13</b>	<b>Dyana Pierre</b>	<b>31</b>	<b>36</b>
<b>2013-14</b>	<b>Dyana Pierre</b>	<b>30</b>	<b>44</b>
<b>2014-15</b>	<b>Dyana Pierre</b>	<b>27</b>	<b>36</b>

### 3-POINTERS MADE

Year	Player	G	3FGs
1986-87	Marialice Jenkins	31	22
1987-88	Deanna Sanders	27	30
1988-89	Deanna Sander	18	29
1989-90	Karrie Redeker	31	44
1990-91	Karrie Redeker	29	34
1991-92	Karrie Redeker	31	71
1992-93	Karen Powell	29	50
1993-94	Karen Powell	27	71
1994-95	Cari Hassell	28	79
1995-96	Kasia McClendon	28	47
1996-97	Meredith Jackson	25	44
1997-98	Meredith Jackson	28	47
1998-99	Terica Hathaway	27	21
1999-00	Molly McDowell	28	15
2000-01	Holly Teague	27	34
2001-02	Holly Teague	27	32
2002-03	Dana Pinkston	27	37
2003-04	Dana Pinkston	27	49
2004-05	Danette Jones	27	70
2005-06	Erin Pauk	28	29
	Jayne Sweere	28	29
2006-07	Debbie Burris	32	53
2007-08	Ellen Young	30	53
2008-09	Kaci Bailey	28	39
2009-10	Christine Presswood	27	75
2010-11	Teri Oliver	30	71
2011-12	Teri Oliver	30	90
<b>2012-13</b>	<b>Rishonda Napier</b>	<b>31</b>	<b>57</b>
2013-14	Sidney Goins	30	28
<b>2014-15</b>	<b>Rishonda Napier</b>	<b>27</b>	<b>30</b>

### FREE THROWS MADE

Year	Player	G	FTs
1977-78	Bonnie Foley	24	65
1978-79	Sue Faber	26	86
1979-80	Mary Boyes	28	50
1980-81	Leola Greer	29	65
1981-82	Connie Price	29	73
1982-83	Char Warring	32	93
	Connie Price	27	93
1983-84	Char Warring	28	123
1984-85	Petra Jackson	28	53
1985-86	Petra Jackson	29	63
	Bridgett Bonds	29	63
1986-87	Mary Berghuis	31	76
1987-88	Mary Berghuis	27	73
1988-89	Amy Rakers	29	57
1989-90	Amy Rakers	31	109
1990-91	Amy Rakers	29	103
1991-92	Kelly Firth	31	93
1992-93	Kelly Firth	29	68
1993-94	Nikki Gilmore	27	115
1994-95	Nikki Gilmore	28	84
1995-96	Nikki Gilmore	24	56
1996-97	Theia Hudson	28	76
1997-98	Theia Hudson	28	89
1998-99	Terica Hathaway	27	60
1999-00	Molly McDowell	28	54
2000-01	Molly McDowell	27	106
2001-02	Molly McDowell	26	94
2002-03	Molly McDowell	27	113
2003-04	Dana Pinkston	27	60
2004-05	Daphney Desamours	27	85
2005-06	Carlai Moore	26	76
2006-07	Dana Olsen	32	66
2007-08	Jayne Sweere	30	67
2008-09	Erica Smith	28	90
2009-10	Stephany Neptune	29	85
2010-11	Teri Oliver	30	69
<b>2011-12</b>	<b>Cartaesha Macklin</b>	<b>30</b>	<b>168</b>
<b>2012-13</b>	<b>Cartaesha Macklin</b>	<b>31</b>	<b>121</b>
<b>2013-14</b>	<b>Dyana Pierre</b>	<b>30</b>	<b>85</b>
<b>2014-15</b>	<b>Rishonda Napier</b>	<b>27</b>	<b>80</b>

### FIELD GOALS MADE

Year	Player	G	FGs
1977-78	Bonnie Foley	24	168
1978-79	Sue Faber	26	219
1979-80	Connie Erickson	28	135
1980-81	Leola Greer	29	173
1981-82	D.D. Plab	29	152
1982-83	Char Warring	32	234
1983-84	Char Warring	28	177
1984-85	Petra Jackson	28	228
1985-86	Petra Jackson	29	212
1986-87	Ann Kattreh	26	175
1987-88	Bridgett Bonds	26	124
1988-89	Cathy Kampwerth	29	150
1989-90	Amy Rakers	31	267
1990-91	Amy Rakers	29	212
1991-92	Anita Scott	31	181
1992-93	Anita Scott	29	160
1993-94	Angenette Sumrall	27	151

1994-95	Nikki Gilmore	28	152
1995-96	Kasia McClendon	28	170
1996-97	Theia Hudson	28	176
1997-98	Theia Hudson	28	156
1998-99	Terica Hathaway	27	173
1999-00	Terica Hathaway	28	129
2000-01	Terica Hathaway	27	154
2001-02	Molly McDowell	26	104
	Holly Teague	27	104
2002-03	Molly McDowell	27	130
2003-04	Katie Berwanger	27	109
2004-05	Danette Jones	27	124
2005-06	Carlai Moore	26	189
2006-07	Carlai Moore	32	192
2007-08	Jayne Sweere	30	182
2008-09	Jasmine Gibson	28	150
2009-10	Christine Presswood	27	147
2010-11	Katrina Swingler	30	107
2011-12	Teri Oliver	30	157
<b>2012-13</b>	<b>Cartaesha Macklin</b>	<b>31</b>	<b>157</b>
<b>2013-14</b>	<b>Dyana Pierre</b>	<b>30</b>	<b>167</b>
<b>2014-15</b>	<b>Dyana Pierre</b>	<b>29</b>	<b>175</b>

### FIELD GOAL PCT. (MIN. 50 ATTEMPTS)

Year	Player	FG%	FGs
1977-78	Bonnie Foley	.500	168-334
	Jill Pomeranke	.500	50-100
1978-79	Sue Faber	.490	219-439
1979-80	Leola Greer	.500	74-147
1980-81	Char Warring	.580	68-117
1981-82	Char Warring	.583	123-211
1982-83	Char Warring	.603	234-388
1983-84	Char Warring	.594	177-298
1984-85	Mary Berghuis	.561	128-228
1985-86	Bridgett Bonds	.583	165-283
1986-87	Mary Berghuis	.606	143-236
1987-88	Bridgett Bonds	.596	124-208
1988-89	Cyd Mitchell	.510	51-100
1989-90	Amy Rakers	.574	267-465
1990-91	Amy Rakers	.535	212-396
1991-92	Kelly Firth	.563	147-261
1992-93	Kelly Firth	.564	137-243
1993-94	Angenette Sumrall	.563	151-268
1994-95	Heather Slater	.513	80-156
	Christel Jefferson	.513	81-158
1995-96	Theia Hudson	.561	96-171
1996-97	Theia Hudson	.597	176-295
1997-98	Theia Hudson	.617	156-253
1998-99	Maria Niebrugge	.502	107-213
1999-00	Melaniece Bardley	.560	98-175
2000-01	Jodi Heiden	.507	37-73
2001-02	Jodi Heiden	.458	71-155
2002-03	Tiffany Crutcher	.425	76-179
2003-04	Katie Berwanger	.514	109-212
2004-05	Wendy Goodman	.440	48-109
2005-06	Carlai Moore	.548	189-345
2006-07	Carlai Moore	.560	192-343
2007-08	Jasmine Gibson	.504	113-224
2008-09	Jasmine Gibson	.490	150-306
2009-10	Nneka Nwani	.423	33-78
2010-11	Nneka Nwani	.500	28-56
2011-12	CiCi Shannon	.494	39-79
<b>2012-13</b>	<b>Azia Washington</b>	<b>.409</b>	<b>74-181</b>



## YEARLY LEADERS

2013-14	Dyana Pierre	.491	167-340
2014-15	Dyana Pierre	.554	175-316

### FREE THROW % (MIN. 25 ATTEMPTS)


Year	Player	FT%	FTs
1977-78	Jeri Hoffman	.700	37-53
1978-79	Diane Ruby	.780	25-32
1979-80	Diane Ruby	.697	23-33
1980-81	D.D. Plab	.780	42-54
1981-82	D.D. Plab	.811	60-74
1982-83	D.D. Plab	.814	57-70
1983-84	D.D. Plab	.820	41-50
1984-85	Petra Jackson	.779	53-68
1985-86	Petra Jackson	.829	63-76
1986-87	Ann Kattreh	.772	44-57
1987-88	Cathy Kampwerth	.771	27-35
1988-89	Tonda Seals	.758	47-62
1989-90	Colleen Heimstead	.844	54-64
1990-91	Amy Rakers	.799	103-129
1991-92	Kelly Firth	.756	93-123
1992-93	Angie Rougeau	.747	53-71
1993-94	Nikki Gilmore	.747	115-154
1994-95	Nikki Gilmore	.700	84-120
1995-96	Heather Slater	.765	52-68
1996-97	Beth Hasheider	.738	45-61
1997-98	Meredith Jackson	.919	34-37
1998-99	Terica Hathaway	.789	60-76
1999-00	Molly McDowell	.771	54-70
2000-01	Molly McDowell	.815	106-130
2001-02	Jodi Heiden	.855	59-69
2002-03	Molly McDowell	.904	113-125
2003-04	Dana Pinkston	.789	60-76
2004-05	Lecretia Akines	.769	20-26
2005-06	Jayne Sweere	.796	43-54
2006-07	Debbie Burris	.844	27-32
2007-08	Erin Pauk	.872	41-47
2008-09	Katrina Swingler	.843	43-51
2009-10	Katie Wagner	.793	23-29
2010-11	Teri Oliver	.758	69-91
2011-12	Cartaasha Macklin	.774	168-217
2012-13	Rishonda Napier	.800	36-45
2013-14	Ariel Haynes	.735	25-34
2014-15	Rishonda Napier	.870	80-92



CINDY SCOTT



STEPHANIE NEPTUNE




ANITA SCOTT

## SINGLE-GAMERECORDS

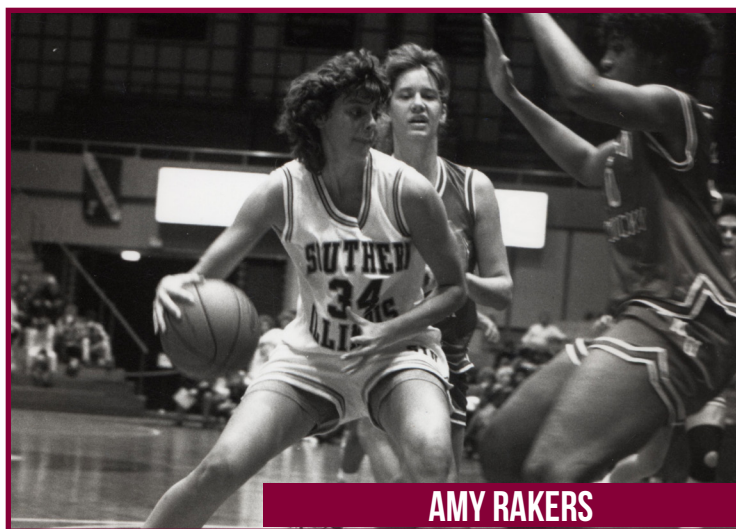
Most Points	38	Sue Faber vs. Wisconsin-LaCrosse (2/10/79)
Most Rebounds	28	Stephany Neptune vs. Murray State (12/19/10)
Most Assists	15	Connie Erickson vs. Eastern Illinois (2/9/80)
Most Blocks	7	2x, last by CiCi Shannon at Evansville (1/15/11)
Most Steals	9	5x, last by Daphney Desamours at Bradley (2/12/05)
Most FGs Made	18	Sue Faber vs. Wisconsin-LaCrosse (2/10/79)
Most FGs Attempted	28	Sue Faber vs. Northwestern (3/4/79)
Best FG Percentage*	1.000	2x, last by Theia Hudson (10-10) vs. Evansville (2/8/97)
Most FTs Made	17	Molly McDowell vs. Wichita State (1/13/01)
Most FTs Attempted	19	Molly McDowell vs. Wichita State (1/13/01)
Best FT Percentage*	1.000	Multiple, last by Danette Jones (11-11) vs. Creighton (12/31/04)
Most 3FGs Made	7	4x, last by Teri Oliver vs. Missouri State (1/19/12)
Most 3FGs Attempted	18	Teri Oliver vs. Missouri State (3/5/11)
Best 3FG Percentage	.875	Karrie Redeker vs. Northern Iowa (2/6/92)

\* Minimum 10 attempts

Note: Records kept from 1975-present



**D.D. PLAB**



**AMY RAKERS**

## SINGLE-SEASONRECORDS

Most Points	643	Amy Rakers	1989-90
Best Scoring Average	20.7	Amy Rakers	1989-90
Most Rebounds	325	Amy Rakers	1989-90
<b>Best Rebounding Avg</b>	<b>11.8</b>	<b>Dyana Pierre</b>	<b>2014-15</b>
Most Assists	167	Sue Faber	1982-83
Best Assist Average	5.9	Connie Erickson	1979-80
Most Blocks	82	CiCi Shannon	2010-11
Most Steals	131	Kasia McClendon	1996-97
Most FGs Made	267	Amy Rakers	1989-90
Most FGs Attempted	465	Amy Rakers	1989-90
Best FG Percentage	.650	Connie Price	1982-83
<b>Most FTs Made</b>	<b>168</b>	<b>Cartaesha Macklin</b>	<b>2011-12</b>
<b>Most FTs Attempted</b>	<b>217</b>	<b>Cartaesha Macklin</b>	<b>2011-12</b>
Best FT Percentage	.904	Molly McDowell	2002-03
Most 3FGs Made	90	Teri Oliver	2011-12
Most 3FGs Attempted	269	Cari Hassell	1994-95
Best 3FG Percentage	.447	Erin Pauk	2007-08
Most Minutes Played	1,139	Anita Scott	1991-92

## CAREERRECORDS

Most Points	1,538	Amy Rakers	1987-91
Best Scoring Average	16.1	Jan Winkler	1974-76
Most Rebounds	1,014	Sue Faber	1979-83
Best Rebounding Avg	10.8	Bonnie Foley	1975-79
Most Assists	508	D.D. Plab	1980-84
Best Assist Average	4.2	D.D. Plab	1980-84
Most Blocks	149	CiCi Shannon	2010-12
Most Steals	366	Kasia McClendon	1994-97
Most FGs Made	650	Petra Jackson	1982-86
Most FGs Attempted	1,423	Sue Faber	1979-83
Best FG Percentage	.594	Char Warring	1980-84
Most FTs Made	367	Molly McDowell	1999-03
Most FTs Attempted	635	Char Warring	1980-84
Best FT Percentage	.842	Molly McDowell	1999-03
Most 3FGs Made	235	Teri Oliver	2009-12
Most 3FGs Attempted	702	Teri Oliver	2009-12
Best 3FG Percentage	.391	Deanna Sanders	1987-89
Most Games Played	121	D.D. Plab	1980-84
Most Minutes Played	3,572	Angie Rougeau	1989-93



**MERCEDES GRIFFIN**

## SINGLE-GAME RECORDS

## SCORING

Player (Opponent)	Date	Pts.
1. Sue Faber (UW-Lacrosse)	2/10/79	38
2. Marilyn Harris (N/A)	1966	37
3. Sue Faber (Cent. Mo.)	12/7/78	36
4. Molly McDowell (UE)	1/11/03	35
5. <b>Cartaasha Macklin (FAU)</b>	<b>11/24/12</b>	<b>34</b>
6. <b>Dyana Pierre (Bradley)</b>	<b>1/2/14</b>	<b>33</b>
Jayme Sweere (Evansville)	1/26/08	33
Danette Jones (Bradley)	1/31/04	33
Rockey Ransom (Bradley)	1/4/94	33
Amy Rakers (No. Illinois)	11/28/90	33
Bonnie Foley (Louisville)	12/11/78	33

## FIELD GOALS MADE

Player (Opponent)	Date	FG
1. Sue Faber (UW-Lacrosse)	2/10/79	18
2. Bonnie Foley (Louisville)	12/11/78	16
3. Sue Faber (Central Mo.)	12/7/78	15
4. <b>Dyana Pierre (Murray St.)</b>	<b>12/16/14</b>	<b>14</b>
<b>Dyana Pierre (Bradley)</b>	<b>1/2/14</b>	<b>14</b>
Jayme Sweere (Evansville)	1/26/08	14
Rockey Ransom (Bradley)	1/4/94	14
Leola Greer (Illinois)	2/18/81	14
Rosalyn Bartley (Ind State)	2/10/81	14
Ann Kattreh (Drake)	1/31/87	14
Amy Rakers (Western Ill.)	1/8/90	14

## FIELD GOALS ATTEMPTED

Player (Opponent)	Date	FGA
1. Terica Hathaway (UW-Lacrosse)	2/15/99	28
Sue Faber (Northwestern)	3/4/79	28
3. Sue Faber (Ind. State)	2/4/79	27
4. Teri Oliver (Ind. State)	2/25/11	25
Christine Presswood (Wichita St.)	2/28/10	25
Tanaeya Worden (Missouri State)	1/12/08	25
Cari Hassell (SMS)	3/4/95	25
Nikki Gilmore (Wichita St.)	2/24/94	25
9. Katrina Swingler (Mo. State)	3/5/11	24
Christine Presswood (Illinois St.)	1/21/10	24
Jayme Sweere (Evansville)	1/26/08	24
Jayme Sweere (UNI)	3/1/08	24
Ann Kattreh (Drake)	1/31/87	24
Angie Rougeau (Colorado)	3/11/92	24
Anita Scott (Creighton)	3/9/93	24

## FREE THROWS MADE

Player (Opponent)	Date	FT
1. Molly McDowell (WSU)	11/13/01	17
2. Amy Rakers (NIU)	11/28/90	15
3. <b>Cartaasha Macklin (Mo. State)</b>	<b>2/19/12</b>	<b>12</b>
<b>Cartaasha Macklin (UNI)</b>	<b>1/7/12</b>	<b>12</b>
Erin Pauk (Drake)	1/21/06	12
Carlai Moore (S. Alabama)	11/25/05	12
Daphney Desamours (WSU)	2/3/05	12
Dana Pinkston (UNI)	2/29/04	12
Nikki Gilmore (Arizona St.)	12/20/93	12
Mary Berghuis (WKU)	12/19/87	12

## FREE THROWS ATTEMPTED

Player (Opponent)	Date	FTA
1. Molly McDowell (WSU)	11/13/01	19
2. Nikki Gilmore (Arizona St.)	12/20/93	16
Amy Rakers (NIU)	11/28/90	16
4. Bridgett Bonds (WSU)	2/28/95	15
Char Warring (WKU)	12/8/83	15
Char Warring (ILS)	3/4/82	15
Connie Price (Missouri)	1/30/82	15
Sue Faber (Lambuth)	1/11/79	15
9. <b>Cartaasha Macklin (DePaul)</b>	<b>12/22/11</b>	<b>14</b>

## 3-POINTERS MADE

Player (Opponent)	Date	3FG
1. Teri Oliver (Missouri State)	1/19/12	7
Teri Oliver (Missouri State)	2/26/10	7
Danette Jones (Bethune-Cookman)	12/18/04	7
Karrie Redeker (UNI)	2/6/92	7
5. Sidney Goins (Bradley)	1/2/14	6
<b>Rishonda Napier (Wichita St.)</b>	<b>1/25/13</b>	<b>6</b>
Teri Oliver (Ind. State)	2/25/11	6
Christine Presswood (Wichita St.)	2/28/10	6
Teri Oliver (Missouri State)	1/28/10	6
Teri Oliver (Drake)	1/14/10	6
Teri Oliver (N. Illinois)	11/22/09	6
Kaci Bailey (Central Arkansas)	12/16/08	6
Danette Jones (Tenn. Tech)	11/28/04	6
Danette Jones (Bradley)	1/31/04	6
Dana Pinkston (Ind. St.)	2/12/04	6
Dana Pinkston (UE)	2/10/03	6
Cari Hassell (ILS)	2/11/95	6
Karen Powell (ILS)	2/19/94	6
Karen Powell (Vanderbilt)	2/2/94	6
Karen Powell (Drake)	1/13/94	6
Karen Powell (Murray St.)	12/8/93	6
Karen Powell (WSU)	1/10/93	6
Karen Powell (WSU)	3/7/92	6
Karrie Redeker (Virginia)	11/24/89	6
Karrie Redeker (Murray St.)	12/12/89	6
Deanna Sanders (Drake)	1/7/89	6

## 3-POINTERS ATTEMPTED

Player (Opponent)	Date	3FGA
1. Teri Oliver (Mo. State)	3/5/11	18
2. Cari Hassell (SMS)	3/4/95	17
Cari Hassell (Vanderbilt)	11/27/94	17
4. Christine Presswood (Wichita St.)	2/28/10	16
Danette Jones (Bethune-Cookman)	12/18/04	16
Danette Jones (Iowa)	11/19/04	16
Karen Powell (Drake)	1/13/94	16
8. Teri Oliver (Ind. State)	3/10/11	15
Teri Oliver (Ind. State)	2/25/11	15
Teri Oliver (Ind. State)	1/29/11	15
Teri Oliver (UT Martin)	11/12/10	15
Cari Hassell (Drake)	3/10/95	15
Karen Powell (ILS)	2/19/94	15
Karen Powell (Vanderbilt)	2/2/94	15
Karen Powell (WSU)	1/29/94	15

## REBOUNDING

Player (Opponent)	Date	Reb
1. Stephany Neptune (Murray St.)	12/19/09	28
2. <b>Dyana Pierre (UNI)</b>	<b>2/8/15</b>	<b>21</b>
<b>Dyana Pierre (UNI)</b>	<b>3/13/15</b>	<b>21</b>
Angenette Sumrall (Ind. St.)	2/17/94	21
Sue Faber (UT-Martin)	2/2/79	21
Kathy Vondrasek (SEMO)	1/25/75	21
5. Katie Berwanger (Long Island)	11/28/03	20
Christel Jefferson (Fla. Int.)	12/18/95	20
Bridgett Bonds (WSU)	12/28/86	20
Connie Price (Vanderbilt)	12/10/83	20
Kathy Vondrasek (EIU)	2/22/75	20
Jan Winkler (Murray St.)	2/11/75	20
10. Kathy Vondrasek (Murray St.)	2/11/75	19
Bonnie Foley (Northwestern)	3/8/79	19
Jan Winkler (UW-Lacrosse)	3/11/76	19

## STEALS

Player (Opponent)	Date	S
1. Kasia McClendon (vs. BU)	3/1/97	9
Kasia McClendon (vs. UE)	1/11/97	9
Kasia McClendon (vs. Memphis)	12/17/96	9
Lynne Williams (vs. Central Mo.)	12/7/78	9
5. Kasia McClendon (vs. INS)	2/27/97	8
Kasia McClendon (vs. ILS)	1/5/97	8
Kasia McClendon (vs. UNI)	2/17/96	8
Kasia McClendon (vs. ILS)	1/12/95	8
Kasia McClendon (vs. INS)	1/14/95	8
Connie Erickson (vs. Purdue)	2/2/80	8
Sue Faber (vs. WIU)	2/19/79	8

## ASSISTS

Player (Opponent)	Date	A
1. Connie Erickson (vs. EIU)	2/9/80	15
2. Katerina Garcia (at Wichita St.)	2/28/10	12
Marialice Jenkins (vs. INS)	3/6/85	12
D.D. Plab (vs. Tenn.-Martin)	1/23/81	12
D.D. Plab (vs. WKU)	2/21/81	12
Lynne Williams (n Northwestern)	3/8/79	12
Connie Erickson (Dartmouth)	12/27/79	12
8. Molly McDowell (INS)	1/25/03	11

## BLOCKS

Player (Opponent)	Date	B
1. CiCi Shannon (Evansville)	1/15/11	7
Kristine Abramowski (INS)	12/29/99	7
3. CiCi Shannon (Illinois St.)	1/27/11	6
CiCi Shannon (Bradley)	1/21/11	6
CiCi Shannon (W. Michigan)	11/24/10	6
Tiffany Bolden (INS)	2/8/93	6
Cathy Kampwerth (Drake)	2/6/88	6
8. <b>Dyana Pierre (Loyola)</b>	<b>11/17/12</b>	<b>5</b>
<b>Dyana Pierre (Indiana St.)</b>	<b>2/15/15</b>	<b>5</b>
11 others tied w/		5

## SINGLE-SEASON RECORDS

### SCORING

Player	Year	Pts.
1. Amy Rakers	1989-90	643
2. Char Warring	1982-83	561
3. Amy Rakers	1990-91	527
4. Sue Faber	1978-79	524
5. Petra Jackson	1984-85	509
<b>6. Cartaesha Macklin</b>	<b>2011-12</b>	<b>495</b>
7. Teri Oliver	2011-12	481
8. Petra Jackson	1985-86	487
9. Char Warring	1983-84	477
<b>10. Cartaesha Macklin</b>	<b>2012-13</b>	<b>465</b>

### FIELD GOAL PCT.

Player	Year	Pct.
1. Connie Price (178-274)	1982-83	.650
2. Theia Hudson (156-253)	1997-98	.617
3. Mary Berghuis (143-236)	1986-87	.606
4. Char Warring (234-388)	1982-83	.603
5. Bridgett Bonds (124-208)	1987-88	.596
6. Theia Hudson (176-295)	1996-97	.595
7. Bridgett Bonds (142-239)	1986-87	.594
Char Warring (177-298)	1983-84	.594
9. Bridgett Bonds (165-283)	1985-86	.583
Char Warring (123-211)	1981-82	.583

### 3-POINTERS MADE

Player	Year	3FG
1. Teri Oliver	2011-12	90
2. Cari Hassell	1994-95	79
3. Christine Presswood	2009-10	75
4. Teri Oliver	2009-10	74
5. Teri Oliver	2010-11	71
Karen Powell	1993-94	71
Karrie Redeker	1991-92	71
8. Danette Jones	2004-05	70
<b>9. Rishonda Napier</b>	<b>2014-15</b>	<b>60</b>
<b>10. Rishonda Napier</b>	<b>2012-13</b>	<b>57</b>

### SCORING AVERAGE

Player	Year	Avg.
1. Amy Rakers	1989-90	20.7
2. Sue Faber	1978-79	20.1
3. Amy Rakers	1990-91	18.2
Petra Jackson	1984-85	18.2
5. Carlai Moore	2005-06	17.6
6. Char Warring	1982-83	17.5
7. Rocky Ransom	1993-94	17.0
Char Warring	1983-84	17.0
9. Petra Jackson	1985-86	16.8
Jan Winkler	1974-75	16.8

### FREE THROWS MADE

Player	Year	FTM
<b>1. Cartaesha Macklin</b>	<b>2011-12</b>	<b>168</b>
2. Char Warring	1983-84	123
<b>3. Cartaesha Macklin</b>	<b>2012-13</b>	<b>121</b>
4. Nikki Gilmore	1993-94	115
5. Molly McDowell	2002-03	113
6. Amy Rakers	1989-90	109
7. Molly McDowell	2000-01	106
8. Amy Rakers	1990-91	103
9. Molly McDowell	2001-02	94
10. Connie Price	1982-83	93
Char Warring	1982-83	93

### 3-POINTERS ATTEMPTED

Player	Year	3FGA
1. Cari Hassell	1994-95	269
2. Teri Oliver	2011-12	239
3. Teri Oliver	2010-11	237
4. Teri Oliver	2009-10	226
5. Karen Powell	1993-94	222
6. Christine Presswood	2009-10	189
7. Danette Jones	2004-05	183
8. Karrie Redeker	1991-92	178
<b>9. Rishonda Napier</b>	<b>2012-13</b>	<b>166</b>
<b>10. Rishonda Napier</b>	<b>2014-15</b>	<b>164</b>

### FIELD GOALS MADE

Player	Year	FGM
1. Amy Rakers	1989-90	267
2. Char Warring	1982-83	234
3. Petra Jackson	1984-85	228
4. Sue Faber	1978-79	219
5. Amy Rakers	1990-91	212
Petra Jackson	1985-86	212
7. Carlai Moore	2006-07	192
8. Carlai Moore	2005-06	189
9. Jayme Sweere	2007-08	182
10. Anita Scott	1991-92	181

### FREE THROWS ATTEMPTED

Player	Year	FTA
<b>1. Cartaesha Macklin</b>	<b>2011-12</b>	<b>217</b>
2. Char Warring	1982-83	216
3. Char Warring	1983-84	192
<b>4. Cartaesha Macklin</b>	<b>2012-13</b>	<b>178</b>
5. Nikki Gilmore	1993-94	154
6. Theia Hudson	1997-98	152
7. Connie Price	1982-83	149
8. Amy Rakers	1989-90	144
9. Theia Hudson	1996-97	137
10. Daphney Desamours	2004-05	135
<b>Dyana Pierre</b>	<b>2013-14</b>	<b>135</b>

### 3-POINT PCT.

Player	Year	Pct.
1. Erin Pauk (34-76)	2007-08	.447
2. Deanna Sanders (29-65)	1988-89	.446
3. Meredith Jackson (44-100)	1996-97	.440
4. Anita Scott (19-46)	1992-93	.413
5. Ellen Young (53-130)	2007-08	.408
6. Marialice Jenkins (22-54)	1986-87	.407
7. Nikki Gilmore (31-77)	1994-95	.403
8. Angie Rougeau (16-40)	1991-92	.400
9. Karrie Redeker (71-178)	1991-92	.399
10. Meredith Jackson	1997-98	.398

### FIELD GOALS ATTEMPTED

Player	Year	FGA
1. Amy Rakers	1989-90	465
2. Petra Jackson	1984-85	454
3. Jayme Sweere	2007-08	441
4. Sue Faber	1978-79	439
5. Petra Jackson	1985-86	428
<b>6. Cartaesha Macklin</b>	<b>2011-12</b>	<b>426</b>
7. Kasia McClendon	1995-96	424
8. Terica Hathaway	1998-99	421
9. Teri Oliver	2011-12	407
<b>10. Cartaesha Macklin</b>	<b>2012-13</b>	<b>405</b>

### FREE THROW PCT.

(min. 50 made)

Player	Year	Pct.
1. Molly McDowell (113-125)	2002-03	.904
<b>2. Rishonda Napier (80-92)</b>	<b>2014-15</b>	<b>.870</b>
3. Jodi Heiden (59-69)	2001-02	.855
2. Molly McDowell (94-111)	2001-02	.847
4. Colleen Heimstead (54-65)	1989-90	.844
5. Kristina Swingler (43-51)	2008-09	.843
6. Petra Jackson (63-76)	1985-86	.829
7. Molly McDowell (106-130)	2000-01	.815
8. D.D. Plab (57-70)	1982-83	.814
9. D.D. Plab (60-74)	1981-82	.811
10. Amy Rakers (103-129)	1990-91	.799

### REBOUNDING

Player	Year	Reb
1. Amy Rakers	1989-90	325
2. Stephany Neptune	2009-10	317
3. Amy Rakers	1990-91	311
4. Kelly Firth	1991-92	299
5. Sue Faber	1978-79	289
<b>6. Dyana Pierre</b>	<b>2013-14</b>	<b>287</b>
<b>7. Dyana Pierre</b>	<b>2012-13</b>	<b>277</b>
Bonnie Foley	1977-78	277
9. Kelly Firth	1992-93	268
Char Warring	1982-83	268

## SINGLE-SEASON RECORDS

REBOUNTING AVERAGE

	Player	Year	Avg.
1.	Dyana Pierre	2014-15	11.8
2.	Bonnie Foley	1976-77	11.6
3.	Bonnie Foley	1977-78	11.5
4.	Sue Faber	1978-79	11.1
	Bonnie Foley	1975-76	11.1
6.	Stephany Neptune	2009-10	10.9
7.	Amy Rakers	1990-91	10.7
8.	Amy Rakers	1989-90	10.5
	Mary Berghuis	1984-85	10.5
	Sue Faber	1977-78	10.5

ASSISTS


	Player	Year	A
1.	Sue Faber	1982-83	167
2.	Connie Erickson	1979-80	165
3.	D.D. Plab	1980-81	154
4.	Kasia McClendon	1996-97	153
5.	Nikki Gilmore	1993-94	150
6.	Stephany Neptune	2009-10	145
7.	Anita Scott	1991-92	140
8.	Brooke LeMar	2010-11	135
9.	Marialice Jenkins	1984-85	133
10.	Cartaasha Macklin	2012-13	130
	Anita Scott	1992-93	130
	D.D. Plab	1981-82	130
	Beth Stevenson	1980-81	130

STEALS


	Player	Year	S
1.	Kasia McClendon	1996-97	131
2.	Kasia McClendon	1994-95	112
3.	Connie Erickson	1979-80	102
4.	Kasia McClendon	1995-96	101
5.	Sue Faber	1978-79	71
	Stephany Neptune	2009-10	71
7.	Petra Jackson	1985-86	62
	Sue Faber	1982-83	62
	Sue Faber	1981-82	62
10.	Dana Fitzpatrick	1988-89	61

BLOCKS

	Player	Year	B
1.	CiCi Shannon	2010-11	82
	CiCi Shannon	2011-12	67
3.	Dyana Pierre	2013-14	44
4.	Cathy Kampwerth	1988-89	42
5.	Dyana Pierre	2014-15	39
6.	Amy Rakers	1990-91	38
7.	Dyana Pierre	2012-13	36
8.	Tiffany Bolden	1992-93	35
	Stephany Neptune	2009-10	35
10.	Melaniece Bardley	1998-99	34
	Alondray Rogers	1980-81	34



MOLLY MCDOWELL



NIKKI GILMORE

## CAREER RANKINGS

### SCORING

Player	Years	Pts.
1. Amy Rakers	1987-91	1,538
2. Char Warring	1980-84	1,530
3. Sue Faber	1979-83	1,507
4. Petra Jackson	1982-86	1,475
5. D.D. Plab	1980-84	1,380
<b>6. Cartaesha Macklin</b>	<b>2012-pr.</b>	<b>1,324</b>
7. Connie Price	1980-84	1,271
Molly McDowell	1999-03	1,271
9. Terica Hathaway	1997-01	1,238
10. Bridgett Bonds	1984-88	1,227
11. Mary Berghuis	1984-88	1,218
12. Teri Oliver	2009-12	1,199
13. Jayme Sweere	2005-08	1,192
14. Bonnie Foley	1975-79	1,183
15. Kasia McClendon	1993-97	1,167
16. Angie Rougeau	1989-93	1,138
17. Theia Hudson	1994-98	1,134
18. Nikki Gilmore	1992-96	1,128
19. Jeri Hoffman	1975-79	1,127
20. Jasmine Gibson	2005-09	1,096
21. Kelly Firth	1989-93	1,093
<b>22. Dyana Pierre</b>	<b>2013-pr.</b>	<b>1,080</b>

### SCORING AVERAGE

Player	Years	Avg.
1. Jan Winkler	1974-76	16.1
2. Carlai Moore	2005-07	15.3
3. Teri Oliver	2009-12	14.1
4. Amy Rakers	1987-91	13.9
5. Sue Faber	1979-83	13.7
<b>6. Cartaesha Macklin</b>	<b>2012-pr.</b>	<b>13.5</b>
7. Jayme Sweere	2005-08	13.2
8. Char Warring	1980-84	13.1
<b>Rishonda Napier</b>	<b>2012-pr.</b>	<b>13.1</b>
10. Petra Jackson	1982-86	12.9
Bonnie Foley	1975-79	12.9

### FIELD GOALS MADE

Player	Years	FGM
1. Petra Jackson	1982-86	650
2. Amy Rakers	1987-91	630
3. Sue Faber	1979-83	629
4. Char Warring	1980-84	602
5. D.D. Plab	1980-84	590
6. Bridgett Bonds	1984-88	516
Terica Hathaway	1997-01	516
8. Connie Price	1980-84	511
9. Mary Berghuis	1984-88	503
10. Bonnie Foley	1975-79	483

### FIELD GOALS ATTEMPTED

Player	Years	FGA
1. Sue Faber	1979-83	1,423
2. D.D. Plab	1980-84	1,335
3. Petra Jackson	1982-86	1,333
4. Terica Hathaway	1997-01	1,323
<b>5. Cartaesha Macklin</b>	<b>2012-pr.</b>	<b>1,174</b>
6. Amy Rakers	1987-91	1,173
7. Jayme Sweere	2005-08	1,170
8. Jeri Hoffman	1975-79	1,155
9. Angie Rougeau	1989-93	1,141
10. Kasia McClendon	1993-97	1,108

### FIELD GOAL PCT.

Player	Years	Pct.
1. Char Warring	1980-84	.594
2. Theia Hudson	1994-98	.590
3. Bridgett Bonds	1984-88	.575
4. Mary Berghuis	1984-88	.574
5. Connie Price	1980-84	.571
6. Carlai Moore	2005-07	.554
7. Kelly Firth	1989-93	.547
8. Leola Greer	1979-81	.539
9. Amy Rakers	1987-91	.537
10. Cozette Wallace	1983-87	.524

### FREE THROWS MADE

Player	Years	FT
1. Molly McDowell	1999-03	367
<b>2. Cartaesha Macklin</b>	<b>2012-pr.</b>	<b>360</b>
3. Char Warring	1980-84	326
4. Amy Rakers	1987-91	278
5. Nikki Gilmore	1992-96	268
6. Sue Faber	1979-83	251
7. Connie Price	1980-84	249
8. Kelly Firth	1989-93	239
9. Theia Hudson	1994-98	238
10. Mary Berghuis	1984-88	212

### FREE THROWS ATTEMPTED

Player	Years	FTA
1. Char Warring	1980-84	635
<b>2. Cartaesha Macklin</b>	<b>2012-pr.</b>	<b>487</b>
3. Molly McDowell	1999-03	436
4. Theia Hudson	1994-98	416
5. Connie Price	1980-84	408
6. Sue Faber	1979-83	381
7. Nikki Gilmore	1992-96	377
8. Amy Rakers	1987-91	367
9. Bridgett Bonds	1984-88	343
<b>10. Dyana Pierre</b>	<b>2013-pr.</b>	<b>339</b>

### FREE THROW PCT.

Player	Years	Pct.
1. Molly McDowell	1999-03	.842
<b>2. Rishonda Napier</b>	<b>2012-pr.</b>	<b>.841</b>
3. Erin Pauk	2005-08	.811
4. D.D. Plab	1980-84	.806
5. Petra Jackson	1982-86	.785
6. Amy Hayden	2002-06	.770
7. Jodi Heiden	2000-04	.767
8. Amy Rakers	1987-91	.757
Dana Pinkston	2002-04	.757
10. Katrina Swingler	2007-11	.751

### REBOUNDING

Player	Years	Reb.
1. Sue Faber	1979-83	1,014
2. Bonnie Foley	1975-79	998
3. Amy Rakers	1987-91	945
4. Char Warring	1980-84	907
<b>5. Dyana Pierre</b>	<b>2013-pr.</b>	<b>905</b>
6. Kelly Firth	1989-93	811
7. Mary Berghuis	1984-88	778
8. Connie Price	1980-84	744
9. Bridgett Bonds	1984-88	717
10. Terica Hathaway	1997-01	668
11. Jeri Hoffman	1975-79	666
12. Petra Jackson	1982-86	641
13. Erica Smith	2005-09	613
14. Theia Hudson	1994-98	608
15. Angie Rougeau	1989-93	588

### REBOUNDING AVERAGE

Player	Years	Avg.
1. Bonnie Foley	1975-79	10.8
<b>2. Dyana Pierre</b>	<b>2013-pr.</b>	<b>10.1</b>
3. Sue Faber	1979-83	9.2
4. Angenette Sumrall	1993-95	8.7
5. Amy Rakers	1987-91	8.5
Terica Hathaway	1997-01	8.5
7. Char Warring	1980-84	7.7
8. Jeri Hoffman	1975-79	7.5
9. Alondray Rogers	1979-81	7.3
10. Kelly Firth	1989-93	7.1
11. Bridgett Bonds	1984-88	7.0
Connie Price	1980-84	7.0

## CAREER RANKINGS

### 3-POINTERS MADE

	Player	Years	3FG
1.	Teri Oliver	2009-12	235
2.	Karrie Redeker	1988-92	161
3.	Karen Powell	1990-94	157
4.	Danette Jones	2001-05	153
5.	<b>Rishonda Napier</b>	<b>2012-pr.</b>	<b>121</b>
6.	Jordyn Courier	2011-14	109
7.	Molly McDowell	1999-03	104
8.	Kasia McClendon	1993-97	103
9.	Meredith Jackson	1996-99	91
10.	Jayme Sweere	2005-08	86
	Dana Pinkston	2002-04	86

### ASSISTS

	Player	Years	A
1.	D.D. Plab	1980-84	508
2.	Angie Rougeau	1989-93	382
3.	Kasia McClendon	1993-97	365
4.	Nikki Gilmore	1992-96	361
5.	Marialice Jenkins	1983-87	360
6.	Molly McDowell	1999-03	355
7.	Anita Scott	1989-93	325
8.	Dana Fitzpatrick	1985-89	323
9.	Colleen Heimstead	1988-92	309
10.	Sue Faber	1979-83	290

### STEALS

	Player	Years	S
1.	Kasia McClendon	1993-97	366
2.	Sue Faber	1979-83	203
3.	Molly McDowell	1999-03	198
4.	Petra Jackson	1982-86	189
5.	D.D. Plab	1980-84	177
6.	Erica Smith	2005-09	166
7.	Bridgett Bonds	1984-88	157
8.	Nikki Gilmore	1992-96	141
9.	Anita Scott	1989-93	140
10.	Dana Fitzpatrick	1985-89	137
	Jayme Sweere	2005-08	137

### 3-POINTERS ATTEMPTED


	Player	Years	3FGA
1.	Teri Oliver	2009-12	702
2.	Karen Powell	1990-94	464
3.	Danette Jones	2001-05	434
	Karrie Redeker	1988-92	434
5.	Jordyn Courier	2011-14	431
6.	<b>Rishonda Napier</b>	<b>2012-pr.</b>	<b>349</b>
7.	Kasia McClendon	1993-97	327
8.	Molly McDowell	1999-03	312
9.	Dana Pinkston	2002-04	285
10.	Cari Hassell	1994-95	269

### 3-POINT PCT.

	Player	Years	Pct.
1.	Deanna Sanders	1987-89	.391
2.	Meredith Jackson	1996-99	.388
3.	Debbie Burris	2006-07	.373
4.	Karrie Redeker	1988-92	.371
5.	Erica Smith	2005-09	.356
6.	Erin Pauk	2005-08	.353
	Danette Jones	2001-05	.353
8.	Kaci Bailey	2005-09	.348
9.	Daphney Desamours	2003-05	.347
	<b>Cartaasha Macklin</b>	<b>2012-pr.</b>	<b>.347</b>

### BLOCKS

	Player	Years	B
1.	CiCi Shannon	2010-12	149
2.	<b>Dyana Pierre</b>	<b>2013-pr.</b>	<b>119</b>
3.	Cathy Kampwerth	1985-89	104
4.	Mary Berghuis	1984-88	83
	Melaniece Bardley	1996-00	82
	Kristine Abramowski	1997-01	82
7.	Amy Rakers	1987-91	79
	Char Warring	1980-84	79
9.	Sue Faber	1979-83	61
10.	Jayme Sweere	2005-08	58



**BRIDGETT BONDS**



**DYANA PIERRE**

MVCHONORS

**All-MVC**

FIRST-TEAM

- 1992-93 Kelly Firth  
Anita Scott
- 1993-94 Nikki Gilmore  
Angenette Sumrall
- 1994-95 Nikki Gilmore
- 1995-96 Nikki Gilmore  
Kasia McClendon
- 1996-97 Kasia McClendon
- 1998-99 Terica Hathaway
- 2006-07 Carlai Moore
- 2013-14 Dyana Pierre**
- 2014-15 Dyana Pierre**  
Rishonda Napier

SECOND-TEAM

- 2005-06 Carlai Moore
- 2006-07 Jayme Sweere
- 2009-10 Stephany Neptune

HONORABLE MENTION

- 1992-93 Tiffany Bolden
- 1994-95 Kasia McClendon  
Angenette Sumrall
- 1996-97 Theia Hudson
- 1997-98 Theia Hudson
- 2002-03 Molly McDowell
- 2006-07 Erica Smith
- 2008-09 Erica Smith
- 2009-10 Christine Presswood
- 2010-11 Teri Oliver
- 2011-12 Cartaesha Macklin**
- 2011-12 Teri Oliver
- 2012-13 Cartaesha Macklin**

ALL-FRESHMAN TEAM

- 1996-97 Meredith Jackson
- 2005-06 Jasmine Gibson
- 2006-07 Dana Olsen
- 2007-08 Ellen Young
- 2009-10 Teri Oliver
- 2011-12 Cartaesha Macklin**
- 2011-12 Alexis Patterson
- 2012-13 Rishonda Napier**
- 2014-15 Kylie Giebelhausen**

ALL-DEFENSIVE TEAM

- 2006-07 Jayme Sweere
- 2007-08 Erica Smith
- 2014-15 Dyana Pierre**

ALL-NEWCOMER TEAM

- 1994-95 Cari Hassell

ALL-TOURNAMENT

- 1995-96 Kasia McClendon

**Specialty Awards**

COACH OF THE YEAR

- 2007 Dana Eikenberg

DEFENSIVE PLAYER OF THE YEAR

- 1995 Kasia McClendon
- 1996 Kasia McClendon
- 1997 Kasia McClendon

NEWCOMER OF THE YEAR

- 1995 Cari Hassell
- 2000 Holly Teague
- 2006 Carlai Moore

FRESHMAN OF THE YEAR

- 1995 Cari Hassell
- 2012 Cartaesha Macklin**

**Scholar-Athletes**

FIRST-TEAM

- 1992-93 Kelly Firth
- 1999-00 Melaniece Bardley
- 2005-06 Erin Pauk

SECOND-TEAM

- 1996-97 Beth Hasheider
- 1997-98 Beth Hasheider
- 2002-03 Molly McDowell
- 2003-04 Katie Berwanger  
Danette Jones
- 2006-07 Erin Pauk  
Erica Smith
- 2008-09 Erica Smith
- 2014-15 Rishonda Napier**

HONORABLE MENTION

- 1995-96 Beth Hasheider
- 1996-97 Branda Anderson
- 1997-98 Meredith Jackson  
Melaniece Bardley
- 1998-99 Terica Hathaway
- 2000-01 Kristine Abramowski
- 2002-03 Katie Berwanger
- 2003-04 Dana Pinkston
- 2005-06 Jayme Sweere
- 2006-07 Jayme Sweere
- 2007-08 Jayme Sweere  
Erin Pauk  
Erica Smith
- 2008-09 Kaci Bailey  
Jasmine Gibson
- 2009-10 Christine Presswood
- 2012-13 Jordyn Courier
- 2013-14 Jordyn Courier

**Weekly Honors**

PLAYER OF THE WEEK

- 1992-93 Anita Scott 2/15/93
- 1993-94 Rockey Ransom 1/4/94  
Nikki Gilmore 3/1/94
- 1994-95 Christel Jefferson 2/27/95
- 1995-96 Kasia McClendon 1/8/96  
Kasia McClendon 2/5/96
- 1996-97 Kasia McClendon 12/16/96  
Kasia McClendon 3/3/97
- 1999-00 Melaniece Bardley 11/22/99
- 2000-01 Danielle Lawary 12/27/00
- 2001-02 Molly McDowell 12/3/01
- 2006-07 Jayme Sweere 1/15/07
- 2007-08 Jasmine Gibson 12/26/07
- 2011-12 Teri Oliver 1/23/12
- 2013-14 Dyana Pierre 3/3/14**
- 2014-15 Dyana Pierre 2/9/15**  
Dyana Pierre 12/1/14

NEWCOMER OF THE WEEK

- 2005-06 Jayme Sweere 11/28/05  
Carlai Moore 1/3/06  
Carlai Moore 1/23/06  
Carlai Moore 3/6/06
- 2006-07 Debbie Burris 1/2/06  
Dana Olsen 1/15/07
- 2007-08 Tanaeya Worden 11/12/07
- 2008-09 Alex Hart 3/9/09
- 2009-10 Stephany Neptune 11/23/09
- 2009-10 Stephany Neptune 12/21/09
- 2009-10 Stephany Neptune 1/4/10
- 2009-10 Stephany Neptune 3/1/10
- 2009-10 Stephany Neptune 3/8/10
- 2011-12 Cartaesha Macklin 1/30/12**
- 2011-12 Cartaesha Macklin 1/23/12**
- 2011-12 Alexis Patterson 1/12/12
- 2012-13 Rishonda Napier 1/28/13**

SCHOLAR-ATHLETE OF THE WEEK

- 2006-07 Erica Smith 1/25/07



## GATEWAY HONORS NATIONAL HONORS

### All-Gateway

#### FIRST-TEAM

1982-83 Connie Price  
Char Warring  
1983-84 Char Warring  
1984-85 Petra Jackson  
1985-86 Petra Jackson  
1986-87 Bridgett Bonds  
Ann Kattreh  
1989-90 Amy Rakers  
1990-91 Amy Rakers  
1991-92 Kelly Firth  
Anita Scott

#### SECOND-TEAM

1985-86 Bridgett Bonds  
1987-88 Bridgett Bonds  
Mary Berghuis  
1988-89 Dana Fitzpatrick  
Cathy Kampwerth

#### HONORABLE MENTION

1983-84 Petra Jackson  
Connie Price  
1984-85 Ann Kattreh  
1986-87 Mary Berghuis  
1991-92 Karrie Redeker

#### ALL-TOURNAMENT

1990 Amy Rakers

### Specialty Awards

#### MOST VALUABLE PLAYER

1986-87 Bridgett Bonds  
1989-90 Amy Rakers

#### TOURNAMENT MVP

1990 Amy Rakers

#### COACH OF THE YEAR

1985 Cindy Scott  
1986 Cindy Scott

#### ALL-DECADE

Amy Rakers

### Weekly Honors

#### PLAYER OF THE WEEK

1983-84	Petra Jackson	12/5/83
	D.D. Plab	1/16/84
	Char Warring	2/28/84
1984-85	Petra Jackson	12/17/84
1985-86	Petra Jackson	12/2/85
	Petra Jackson	2/3/86
1986-87	Ann Kattreh	2/3/87
1988-89	Cathy Kampwerth	1/17/89
	Tonda Seals	2/28/89
1989-90	Amy Rakers	12/12/89
	Amy Rakers	1/16/90
	Amy Rakers	3/6/90
1990-91	Amy Rakers	12/4/90
	Amy Rakers	1/22/91
1991-92	Angie Rougeau	1/7/92

### Academic All -District

#### SECOND-TEAM

2005-06 Erin Pauk  
2008-09 Erica Smith

#### District Coach of the Year

1987 Cindy Scott  
1990 Cindy Scott

#### All-District

1987 Bridgett Bonds

#### Olympic Sports Festival

1985 Bridgett Bonds  
1987 Dana Fitzpatrick  
Cathy Kampwerth  
1991 Anita Scott  
1993 Nikki Gilmore  
1994 Christel Jefferson

#### USA National Team

1991 Anita Scott

#### WBCA Academic Top-25 Honor Roll

2004-05 22nd (3.314 GPA)  
2006-07 19th (3.31 GPA)  
2007-08 12th (3.371 GPA)

#### Women's Basketball Hall of Fame

2014 Charlotte West

## PROGRAM HONORS

### Saluki Sports Hall of Fame

1982 Cleo Ulm (fh/sb)  
1982 Virginia Gordon (vb)  
1982 Marie Ballard (fh/sb/vb)  
1983 Toni Smith (vb/fh/sb/bad)  
1983 Gloria Bonali (tn/sb/fh)  
1983 Lynn Hastie Fitzpatrick (glf/fh)  
1984 Bethel Stout (sb/fh/bad/vb/trk)  
1985 Bonnie Foley  
1986 Sandy Lemon (glf)  
1988 Sue Faber  
1989 Char Warring  
1990 Connie Price-Smith  
1991 Petra Jackson  
1992 Judy Powell Auld (tn/sb/fh/coach)  
1993 Bridgett Bonds Williams  
1994 Cindy Scott  
1996 Amy Rakers  
1998 Teri Merickel (glf, sb, fh)  
1999 Anita Scott  
2003 Mary Berghuis  
2005 Kasia McClendon  
2011 Kelly Firth Hatfield

### Team Awards

#### CINDY SCOTT INTENSE DESIRE TO WIN

#### AWARD

1999 Jessie Phillips  
2000 Melaniece Bardley  
2001 Terica Hathaway  
Molly McDowell  
2002 Holly Teague  
2003 Molly McDowell

#### GEORGE IUBELT DEFENSIVE AWARD

1989 Dana Fitzpatrick  
1992 Karrie Redeker  
1993 Angie Rougeau  
1994 Christel Jefferson  
1995 Kasia McClendon  
1996 Kasia McClendon  
1997 Kasia McClendon  
1999 O'Desha Proctor  
2000 Kristine Abramowski  
2001 Holly Teague  
2002 Hillary Phillips  
2003 Hillary Phillips

### Saluki Athletics Honors

#### SIU FEMALE ATHLETE OF THE YEAR

1979 Sue Faber  
1986 Petra Jackson  
1987 Bridgett Bonds  
1990 Amy Rakers  
1991 Amy Rakers

#### VIRGINIA GORDON AWARD

1987 Ann Kattreh  
1992 Colleen Heimstead  
1993 Kelly Firth

#### SIU OUTSTANDING LEADER ATHLETE

1987 Marialice Jenkins  
1998 Branda Anderson

#### RETIRED JERSEY NUMBERS

44 Sue Faber

Sorted by Total Points

Player (Seasons)	GP	MIN	FG-A	FG%	FT-A	FT%	REB	AVG	PF	A	TO	B	S	PTS	AVG
1. Amy Rakers (1987-91)	111	3008	630-1173	.537	278-367	.757	945	8.5	315	191	247	79	116	1538	13.9
2. Char Warring (1980-84)	117	---	602-1014	.594	326-635	.513	907	7.8	307	58	214	60	113	1530	13.1
3. Sue Faber (1979-83)	111	---	629-1423	.442	251-381	.659	1014	9.2	246	290	314	61	203	1507	13.7
4. Petra Jackson (1982-86)	114	3283	650-1333	.488	175-223	.785	641	5.6	203	268	267	25	189	1475	12.9
5. D.D. Plab (1980-84)	121	---	590-1335	.442	200-248	.806	229	1.9	229	508	509	39	177	1380	11.4
<b>6. Cartaesha Macklin (2011-pres.)</b>	<b>98</b>	<b>3011</b>	<b>449-1174</b>	<b>.382</b>	<b>360-487</b>	<b>.739</b>	<b>454</b>	<b>4.63</b>	<b>269</b>	<b>368</b>	<b>422</b>	<b>17</b>	<b>120</b>	<b>1324</b>	<b>13.5</b>
7. Connie Price (1980-84)	107	---	511-895	.571	249-408	.610	744	7.0	347	71	264	33	86	1271	11.9
Molly McDowell (1999-03)	108	3258	400-1032	.388	367-436	.842	405	3.8	287	355	374	51	198	1271	11.8
9. Terica Hathaway (1997-01)	106	3013	516-1323	.390	162-229	.707	552	5.2	203	181	296	31	109	1238	11.7
10. Bridgett Bonds (1984-88)	103	2774	516-898	.575	195-343	.569	717	7.0	291	185	305	56	157	1227	11.9
11. Mary Berghuis (1984-88)	115	3186	503-877	.574	212-318	.667	778	6.8	356	142	209	83	106	1218	10.6
12. Teri Oliver (2009-12)	85	2950	383-1107	.346	198-265	.747	310	3.7	219	136	237	24	112	1199	14.1
13. Jayme Sweere (2005-08)	90	2726	467-1170	.399	172-243	.708	506	5.6	201	253	236	58	137	1192	13.2
14. Bonnie Foley (1975-79)	92	---	483-1025	.471	147-246	.598	998	10.8	---	---	---	---	---	1183	12.9
15. Kasia McClendon (93-97)	95	2884	465-1108	.420	134-226	.593	419	4.4	190	365	289	5	366	1167	12.3
16. Angie Rougeau (1989-93)	120	3572	444-1141	.389	206-287	.718	588	4.9	259	382	311	49	109	1138	9.5
17. Theia Hudson (1994-98)	107	2235	448-759	.590	238-416	.572	610	5.7	219	33	174	15	45	1134	10.6
18. Nikki Gilmore (1992-96)	103	2496	390-976	.400	268-377	.711	226	2.2	252	361	375	10	141	1128	11.0
19. Jeri Hoffman (1975-79)	89	---	453-1155	.392	151-218	.693	666	7.5	---	268	---	---	---	1127	12.7
20. Jasmine Gibson (2005-09)	107	2728	458-954	.480	161-221	.729	495	4.6	248	88	183	29	96	1096	10.2
21. Kelly Firth (1989-93)	115	2911	427-780	.547	239-331	.722	811	7.1	315	109	187	19	119	1093	9.5
<b>22. Dyana Pierre (2012-pres.)</b>	<b>90</b>	<b>2634</b>	<b>440-903</b>	<b>.487</b>	<b>200-339</b>	<b>.590</b>	<b>905</b>	<b>10.1</b>	<b>260</b>	<b>77</b>	<b>241</b>	<b>119</b>	<b>66</b>	<b>1080</b>	<b>12.0</b>
23. Ann Kattreh (1983-87)	98	2769	466-998	.467	128-174	.736	302	3.1	158	175	183	36	104	1060	10.8
24. Erica Smith (2005-09)	118	3176	328-732	.448	208-311	.669	613	5.2	264	278	338	49	166	932	7.9
25. Anita Scott (1989-93)	117	2973	384-818	.469	134-224	.598	268	2.3	154	325	283	8	140	923	7.9
26. Carlai Moore (2005-07)	58	1759	381-688	.554	124-172	.721	278	4.8	164	87	115	11	42	890	15.3
27. Cathy Kampwerth (1985-89)	115	2275	367-711	.516	132-199	.663	521	4.5	195	85	172	104	65	868	7.5
28. Dana Fitzpatrick (1985-89)	104	2733	374-934	.400	112-183	.612	476	4.6	217	323	271	19	167	862	8.3
29. Danette Jones (2001-05)	108	2437	285-806	.354	131-185	.708	163	1.5	120	91	156	5	39	854	8.0
30. Katrina Swingler (2007-11)	113	2293	340-795	.428	133-177	.751	446	3.9	366	78	189	31	97	818	7.2
<b>31. Rishonda Napier (2012-pres.)</b>	<b>62</b>	<b>2032</b>	<b>288-791</b>	<b>.364</b>	<b>116-138</b>	<b>.841</b>	<b>191</b>	<b>3.1</b>	<b>71</b>	<b>175</b>	<b>160</b>	<b>10</b>	<b>75</b>	<b>813</b>	<b>13.1</b>
32. Melaniece Bardley (1996-00)	111	2554	308-651	.473	165-270	.611	557	5.0	361	91	253	82	96	782	7.0
<b>33. Azia Washington (2013-pres.)</b>	<b>91</b>	<b>2237</b>	<b>309-713</b>	<b>.433</b>	<b>134-190</b>	<b>.705</b>	<b>583</b>	<b>6.4</b>	<b>248</b>	<b>46</b>	<b>110</b>	<b>30</b>	<b>78</b>	<b>780</b>	<b>8.6</b>
34. Karrie Redeker (1988-92)	110	2190	257-689	.373	49-74	.662	254	2.3	128	198	147	6	61	724	6.6
35. O'Desha Proctor (1995-99)	101	2217	257-848	.324	120-173	.694	373	3.7	198	179	264	15	121	689	6.8
36. Racquel Ransom (1991-95)	94	2095	289-604	.478	166-240	.692	463	4.9	202	92	139	8	63	687	7.3
37. Christel Jefferson (1992-96)	105	2291	298-621	.480	85-178	.478	576	5.5	282	166	200	22	69	686	6.5
38. Tiffany Bolden (1990-93)	79	1324	278-600	.463	105-170	.618	393	5.0	167	52	112	52	52	661	8.4
39. Tonda Seals (1985-89)	103	2000	268-645	.416	108-164	.659	165	1.6	160	137	164	12	85	650	6.3
40. Mary Boyes (1979-82)	79	---	278-662	.420	93-138	.674	247	3.1	156	151	225	9	40	649	8.2
41. Angenette Sumrall (1993-95)	55	1414	252-488	.516	127-222	.572	478	8.7	191	46	114	33	100	631	11.5
42. Leola Greer (1979-81)	54	---	247-458	.539	98-140	.700	369	6.8	122	58	104	12	67	592	11.0
43. Erin Pauk (2005-08)	90	2704	186-499	.373	129-159	.811	222	2.5	162	250	169	5	74	585	6.5
44. Holly Teague (2000-02)	54	1898	193-571	.338	130-176	.739	184	3.4	126	232	249	3	63	582	10.7
45. Tiffany Crutcher (2000-04)	100	1646	227-532	.427	115-173	.665	269	2.7	248	46	149	36	32	570	5.7
46. Karen Powell (1990-94)	97	1327	187-550	.340	36-52	.692	93	1.0	110	78	119	2	29	567	5.8
47. Lynn Williams (1976-80)	81	---	250-627	.399	56-91	.615	283	3.5	220	246	306	---	---	556	6.9
48. Kristine Abramowski ('97-01)	101	2357	212-403	.526	124-211	.588	535	5.3	265	116	248	82	117	550	5.4
Dana Pinkston (2002-04)	54	1574	179-520	.344	106-140	.757	192	3.6	144	152	217	3	71	550	10.1
50. Alondray Rogers (1979-81)	60	---	239-531	.450	66-118	.559	437	7.3	149	51	153	52	86	544	9.1
51. Katie Berwanger (1999-04)	96	1985	131-546	.340	54-98	.551	487	5.1	220	64	167	28	102	517	5.4
52. Marialice Jenkins (1983-87)	104	2940	214-452	.473	64-98	.653	255	2.4	124	360	268	7	103	514	4.9
53. Jordyn Courier (2011-14)	112	1904	175-481	.364	42-67	.627	155	1.4	204	58	128	35	52	501	4.5
54. Jodi Heiden (2000-04)	90	1687	191-424	.450	99-129	.767	350	3.9	146	66	151	21	50	491	5.5
55. Heather Slater (1992-96)	91	1359	186-381	.488	110-173	.636	293	3.2	171	37	92	17	61	482	5.3
56. Christine Presswood ('08-10)	45	1136	165-436	.378	71-99	.717	102	4.4	77	55	95	7	26	480	2.9
57. Cozette Wallace (1983-87)	108	1408	194-370	.524	90-166	.542	337	3.1	227	83	142	33	31	478	4.4



Player (Seasons)	GP	MIN	FG-A	FG%	FT-A	FT%	REB	AVG	PF	A	TO	B	S	PTS	AVG
58. Maria Niebrugge (1997-01)	72	1676	210-440	.477	42-68	.618	311	4.4	76	113	123	3	56	463	6.4
59. Meredith Jackson (1996-99)	71	1365	146-367	.398	57-63	.905	161	2.3	60	107	91	38	23	448	6.3
60. Daphney Desamours (2003-05)	52	1206	161-422	.382	106-180	.589	178	3.4	130	125	193	2	63	445	8.6
61. Mercedes Griffin (2012-2015)	109	2407	150-434	.345	122-200	.610	200	1.8	208	135	209	37	104	430	3.9
62. Colleen Heimstead (1988-92)	118	2639	145-385	.377	125-170	.735	267	2.3	187	309	320	7	90	416	3.5
63. Beth Hasheider (1994-98)	108	2116	116-328	.353	132-196	.673	186	1.7	166	204	218	2	66	406	3.8
64. Geshla Woodard (1999-02)	80	1237	166-414	.401	69-115	.600	315	3.9	157	38	120	31	47	401	5.0
65. Deanna Kibelkis (1986-90)	111	1364	160-369	.434	75-116	.647	181	1.6	132	99	125	13	35	395	3.6
66. Rosalyn Bartley (1980-82)	38	---	181-402	.450	25-34	.735	104	2.7	55	39	74	3	37	387	10.2
67. Sidney Goins (2011-14)	95	1486	137-431	.318	44-59	.746	141	1.5	105	63	154	9	26	383	4.0
68. Carri Hassell (1994-95)	28	782	131-399	.328	41-61	.672	86	3.1	55	39	58	3	41	382	13.6
69. Elyse Morris (2003-06)	58	1593	151-365	.410	42-63	.670	233	4.0	153	109	164	7	56	374	6.5
70. Jill Pomeranke (1977-79)	---	---	162-333	.486	30-44	.682	106	---	56	60	109	---	---	361	---
71. Courtney Smith (1997-01)	72	1451	132-367	.360	86-167	.515	245	3.4	107	143	190	4	60	359	5.0
72. Ellen Young (2007-08)	30	855	127-319	.398	51-74	.689	106	3.5	62	46	52	2	26	358	11.9
73. Stephany Neptune (2010)	29	1045	125-308	.406	85-133	.639	317	10.9	92	145	163	35	71	335	11.6
74. Alexis Patterson (2012-2015)	65	1083	141-335	.420	36-90	.400	323	4.9	152	23	81	26	54	318	4.9
75. Connie Erickson (1979-80)	28	---	135-336	.402	36-70	.514	75	2.7	80	164	141	9	102	306	10.9
76. Ariel Haynes (2012-2015)	108	1473	46-144	.319	42-63	.667	239	2.2	176	40	106	34	30	302	2.8
77. Sandy Martin (1978-82)	77	---	134-327	.410	29-49	.604	113	1.5	72	46	91	0	33	297	3.9
78. Rose Peoples (1982-83)	33	1058	127-259	.490	32-41	.780	128	3.9	85	45	64	6	27	286	8.7
79. Alison Smith (1990-91)	29	830	104-257	.405	60-77	.779	71	2.5	45	59	53	7	23	271	9.4
80. Dana Olsen (2006-07)	32	721	101-195	.518	66-91	.725	117	3.7	81	34	59	9	18	270	8.4
81. Diane Ruby (1978-81)	54	---	110-333	.330	48-65	.738	147	2.7	50	58	93	1	35	268	5.0
82. Debbie Burris (2006-07)	32	852	93-234	.397	27-32	.844	60	1.9	47	46	39	16	36	266	8.3
Wendy Goodman (2001-05)	83	1293	107-232	.461	52-85	.612	263	3.2	168	33	87	14	28	266	3.2
84. Kelly Geistler (1991-95)	95	1050	113-273	.414	39-70	.557	220	2.3	112	23	73	15	13	265	2.8
85. Deanna Sanders (1987-89)	45	960	91-247	.368	23-31	.742	64	1.4	39	54	80	3	23	264	5.9
86. Hillary Phillips (2001-03)	54	1475	99-263	.376	47-84	.560	248	4.6	132	113	91	49	85	262	4.9
87. Amy Hayden (2002-06)	88	1361	93-317	.290	30-39	.770	135	1.5	63	116	105	0	33	258	2.9
Cyd Mitchell (1987-91)	96	934	107-214	.500	44-74	.595	203	2.1	67	54	62	11	22	258	2.7
89. CiCi Shannon (2010-2012)	60	1053	95-220	.432	55-102	.539	319	5.3	188	17	73	149	28	245	4.1
90. Niki Washington (1996-97)	48	739	91-282	.323	42-71	.592	132	2.8	77	55	78	28	42	244	5.1
91. Kaci Bailey (2005-09)	101	1321	71-213	.333	37-53	.698	70	0.7	63	71	69	3	34	241	2.4
92. Brooke LeMar (2010-12)	60	1520	33-110	.300	29-38	.763	156	2.6	105	194	234	1	43	240	4.0
93. Anne Thouvenin (1984-88)	87	1001	104-269	.387	18-34	.529	77	0.9	65	72	78	5	26	226	2.6
94. Pam Rendine (1977)	23	---	99-241	.411	22-34	.647	48	2.1	56	103	84	---	---	220	9.6
95. Beth Stevenson (1979-82)	62	---	55-157	.350	100-163	.613	39	0.6	112	184	167	1	52	210	3.4
96. Vicki Stafko (1978-81)	69	---	94-248	.379	21-33	.636	120	1.7	110	39	78	14	16	209	3.0
97. Charnise Mitchell (2010-12)	54	986	69-171	.404	67-124	.540	210	3.9	106	23	79	4	9	208	3.9
Tiffany Spencer (1993-97)	102	996	76-182	.418	56-120	.467	181	1.8	161	10	97	26	12	208	2.0
<b>Kylie Giebelhausen (2014-pres.)</b>	<b>30</b>	<b>830</b>	<b>69-198</b>	<b>.348</b>	<b>23-30</b>	<b>.767</b>	<b>102</b>	<b>3.4</b>	<b>53</b>	<b>65</b>	<b>56</b>	<b>30</b>	<b>21</b>	<b>208</b>	<b>6.9</b>
100. Danielle Lawary (2000-02)	41	400	73-160	.456	60-96	.625	108	2.6	78	15	26	7	22	206	5.0
101. LaQuanda Chavours (1992-96)	74	1286	85-244	.348	28-53	.528	188	2.5	83	59	94	5	42	202	2.7
102. Susan Wright (1980-83)	51	---	87-194	.448	22-39	.564	70	1.4	57	---	---	---	---	196	3.8
103. Angela Tolbert (2000-01)	27	555	75-195	.385	45-60	.750	86	3.2	46	28	57	4	18	195	7.2
104. Robin Deterding (1976-78)	---	---	83-183	.454	21-41	.512	228	---	58	28	68	---	---	187	---
105. Kellye Rogers (1980)	27	---	74-176	.420	35-52	.673	112	4.2	60	11	41	1	17	183	6.8
106. Eleanor Carr (1982-84)	60	1075	71-155	.458	40-71	.563	109	1.8	116	124	147	2	80	182	3.0
107. Ellen O'Brien (1982-86)	83	750	65-155	.419	45-87	.517	131	1.6	59	33	53	10	23	175	2.1
108. Alex Hart (2008-09)	27	687	51-176	.290	41-67	.612	57	2.1	69	36	57	1	21	170	6.3
109. Cheryl Weis (1989-91)	53	628	79-157	.503	11-20	.550	124	2.3	64	14	33	12	16	169	3.2
110. Jameeka Bouie (2012-pr.)	23	479	62-156	.397	26-41	.634	48	2.1	34	22	38	5	7	165	7.2
111. Terry Schmittgens (1981-85)	62	581	52-125	.416	51-75	.680	146	2.4	50	32	51	16	39	157	2.5
112. Antishia Wright (2011-12)	29	554	56-162	.346	24-34	.706	74	2.6	50	29	50	8	25	156	5.4
Stephanie Brown (2002-04)	37	522	60-160	.375	34-55	.618	105	2.8	55	39	60	10	43	156	4.2
114. Lecretia Akines (2003-05)	46	880	66-166	.398	23-32	.719	84	1.8	43	20	81	6	20	155	3.4
115. Hannah Shores (2014-2015)	53	866	57-200	.285	23-36	.638	103	1.9	76	69	101	5	26	149	2.8


Player (Seasons)	GP	MIN	FG-A	FG%	FT-A	FT%	REB	AVG	PE	A	TO	B	S	PTS	AVG
116. Olivia Lett (2008-2010)	28	548	53-147	.360	27-32	.843	73	2.6	55	37	54	5	7	148	5.6
117. Cortney Slaes (2006-08)	55	764	56-143	.392	31-57	.544	156	2.8	93	17	53	2	29	143	2.6
Nneka Nwani (2009-11)	53	748	61-134	.455	21-54	.389	165	3.1	117	3	59	25	24	143	2.7
119. Robin Smith (1992-93)	29	502	58-162	.358	20-34	.588	52	1.8	31	41	52	0	11	140	4.8
120. Katerina Garcia (2009-2010)	28	674	42-151	.278	26-59	.610	71	2.5	52	93	100	3	27	138	4.9
121. Tanaeya Worden (2007-08)	23	496	42-158	.266	25-31	.806	35	1.5	51	35	35	2	33	133	5.8
122. Eboni Crayton (2009-10)	34	551	51-139	.367	29-45	.644	81	2.4	53	15	33	12	15	132	3.9
123. Janina Lopez (1999-00)	28	342	45-140	.321	5-11	.455	27	1.0	20	26	35	0	10	128	4.6
124. Renee Reed (2010-2011)	22	357	43-138	.312	4-9	.556	27	1.2	12	15	33	3	8	124	5.6
125. India Bruster (2004-05)	32	427	51-129	.400	20-31	.645	129	4.0	64	6	42	28	21	122	3.8
126. Jessie Phillips (1996-99)	63	1097	53-199	.266	19-31	.613	152	2.4	84	55	108	0	24	122	1.9
127. Linda Wilson (1982-86)	60	440	45-88	.511	31-52	.596	92	1.5	74	12	51	5	12	121	2.0
128. Adrienne Griffith (2008-09)	26	395	41-100	.410	31-69	.449	109	4.2	65	5	50	11	14	117	4.5
Kerri Hawes (1989-90)	28	366	51-113	.451	15-26	.577	73	2.6	33	10	19	2	11	117	4.2
<b>130. Carlie Corrigan (2014-pres.)</b>	<b>55</b>	<b>503</b>	<b>40-152</b>	<b>.263</b>	<b>22-33</b>	<b>.667</b>	<b>63</b>	<b>1.2</b>	<b>44</b>	<b>26</b>	<b>34</b>	<b>0</b>	<b>10</b>	<b>116</b>	<b>2.1</b>
131. LaToya Graves (1999-00)	28	440	43-133	.323	20-37	.541	65	2.3	67	37	49	6	20	112	4.0
132. Cheri Bacon (1981-85)	35	434	42-98	.429	23-40	.575	82	2.3	47	29	52	6	16	107	3.1
133. Branda Anderson (1994-98)	73	472	45-116	.388	13-29	.448	101	1.4	63	19	42	9	17	103	1.4
Eileen Richardson (1986-90)	70	696	34-102	.333	35-55	.636	56	0.8	83	60	111	7	34	103	1.5
135. Jennifer Williams (1992-94)	49	378	36-79	.456	30-41	.732	64	1.3	49	9	27	7	11	102	2.1
Kim Frick (1981-83)	40	---	37-77	.481	28-42	.667	64	1.6	39	---	---	---	---	102	2.6
137. Regina Banks (1986-88)	43	320	29-84	.345	43-71	.606	94	2.2	35	10	27	1	17	101	2.3
138. Katy Freeman (2005-06)	22	413	37-101	.366	20-28	.714	42	1.9	27	16	25	0	14	96	4.4
Amy Hortsman (1988-92)	51	367	34-72	.472	28-46	.609	62	1.2	44	10	36	7	12	96	1.9
140. Tami Sanders (1983-85)	38	361	29-78	.372	33-60	.550	76	2.0	49	14	28	7	8	91	2.4
141. Megan Miller (2001-03)	50	425	29-117	.248	22-40	.550	70	1.4	68	18	43	10	10	89	1.8
142. Kathy Pabst (1978-80)	39	---	32-73	.438	21-33	.636	51	1.3	46	5	28	2	5	85	2.2
Clarise Jones (2003)	25	323	35-113	.310	6-7	.857	22	0.9	24	16	30	2	5	85	3.4
144. Bernetra Grayer (2003-05)	40	327	35-86	.407	15-18	.833	67	1.7	57	8	28	11	7	80	2.0
145. Mary Schaeffer (1979-80)	20	---	35-75	.467	15-19	.789	80	4.0	41	5	14	10	4	78	3.8
Kim Holloway (1998-00)	29	659	28-112	.250	21-40	.525	62	2.1	51	42	69	0	17	78	2.7
147. Endia Joiner (1990-92)	36	274	27-68	.397	22-42	.524	76	2.1	56	14	26	10	9	76	2.1
148. Karlee Myers (2008-09)	28	378	23-74	.311	27-44	.614	51	1.8	32	13	24	3	10	75	2.7
<b>149. Kim Nebo (2013-pres.)</b>	<b>47</b>	<b>357</b>	<b>29-72</b>	<b>.403</b>	<b>16-26</b>	<b>.640</b>	<b>88</b>	<b>1.8</b>	<b>50</b>	<b>3</b>	<b>33</b>	<b>10</b>	<b>6</b>	<b>74</b>	<b>1.6</b>
150. LaToya Hambrick (2008-10)	31	399	23-56	.410	21-40	.525	89	3.4	74	6	30	1	5	67	2.1
151. Gentry Dietz (2005-07)	25	327	23-59	.390	17-30	.567	74	3.0	45	7	32	13	8	63	2.5
152. Tracy Holscher (1992-96)	55	316	24-88	.273	9-22	.409	18	0.3	26	13	29	0	10	64	1.2
153. Theresa Parker (2005-06)	26	318	25-57	.439	11-18	.611	67	2.6	31	4	23	13	3	61	2.3
154. Tiffany Traylor (1997-99)	33	332	19-72	.264	14-34	.412	36	1.1	32	21	45	3	14	57	1.7
155. Christine Perry (2001-03)	48	333	13-76	.171	21-33	.636	21	0.4	22	24	62	0	8	53	1.1
156. Barb Verderber (1979-81)	20	---	25-53	.472	2-5	.400	34	1.7	27	3	11	0	2	52	2.6
Mary Biondi (1978-80)	---	---	15-29	.517	22-31	.710	12	---	31	10	---	---	---	52	---
158. Mary Beidick (1987-88)	16	130	21-51	.412	2-6	.333	8	0.5	14	10	10	2	4	47	2.9
159. Julie Madura (2003)	19	300	17-47	.362	9-23	.391	25	1.3	29	18	26	0	3	46	2.4
160. Pam Mann (1981-83)	33	150	8-17	.471	29-43	.674	8	0.2	13	15	27	0	11	45	1.4
<b>161. Blair Stephenson (2014-pres.)</b>	<b>30</b>	<b>270</b>	<b>14-43</b>	<b>.326</b>	<b>4-14</b>	<b>.286</b>	<b>20</b>	<b>.67</b>	<b>21</b>	<b>19</b>	<b>26</b>	<b>1</b>	<b>3</b>	<b>42</b>	<b>1.4</b>
162. Lynn Morancie (1999-00)	29	261	14-50	.280	11-14	.785	22	0.7	39	17	47	1	7	40	1.3
163. Katie Wagner (2009-2010)	23	365	8-29	.276	23-29	.793	66	2.9	42	8	25	3	8	39	1.7
<b>Celina VanHyfte (2014-pres.)</b>	<b>23</b>	<b>182</b>	<b>17-46</b>	<b>.370</b>	<b>5-10</b>	<b>.500</b>	<b>28</b>	<b>1.2</b>	<b>22</b>	<b>3</b>	<b>15</b>	<b>7</b>	<b>4</b>	<b>39</b>	<b>1.7</b>
165. Eryn Stephenson (2008-09)	21	291	15-57	.263	1-4	.250	12	0.6	19	19	11	1	9	36	1.7
Laura Cooper (2003)	19	102	13-39	.333	0-1	.000	2	0.1	7	4	11	1	1	36	1.9
167. Jaleesa Armstrong (2011-12)	23	160	12-45	.267	4-8	.500	15	0.7	13	16	33	0	4	35	1.5
Paris Campbell (2007-08)	24	186	16-33	.485	3-9	.333	33	1.4	32	7	17	5	4	35	1.5
169. Gena Valli (1977-78)	---	---	10-31	.323	8-9	.889	38	---	25	7	7	---	---	28	---
170. Ann Morgan (1996-00)	30	130	8-15	.533	11-17	.647	23	0.8	27	4	12	6	3	27	0.9
Lisa Dye (1983-85)	15	41	10-17	.588	7-9	.778	19	1.3	4	1	7	0	2	27	1.8
172. Heather Whalin (1995-97)	26	137	10-28	.357	4-9	.444	24	0.9	11	14	18	0	6	26	1.0
173. Raquel Miller (2010-present)	26	260	12-38	.316	1-3	.333	38	1.5	31	5	22	11	3	25	1.0




# #DAWGSQUAD 1

# CAREER TOTALS DIRECTORY

Player (Seasons)	GP	MIN	FG-A	FG%	FT-A	FT%	REB	AVG	PF	A	TO	B	S	PTS	AVG
Cindy Farr (1986-88)	17	52	8-18	.444	9-11	.818	10	0.6	9	1	5	0	0	25	1.5
175. Jennifer Wegley (2000-01)	16	151	11-31	.355	0-1	.000	22	1.4	25	9	10	1	5	22	1.4
176. Mary Noble (1984-86)	17	79	4-17	.235	12-16	.750	18	1.1	6	6	11	0	4	20	1.2
177. Taylor Ignoto (2010-11)	17	115	6-30	.200	3-6	.500	11	0.6	9	3	19	3	2	17	1.0
178. Grace Johnson (1988-91)	21	77	5-19	.263	4-10	.400	14	0.7	9	2	8	1	2	15	0.7
179. Deb Koher Plummer (1985-88)	25	56	5-13	.385	3-5	.600	10	0.4	3	0	7	0	0	13	0.5
Sandy Lemon (1976-79)	11	---	6-28	.214	1-5	.200	3	0.3	2	0	2	---	---	13	1.2
181. Rani Brandon (2010-11)	7	54	5-12	.417	2-4	.500	11	1.6	6	1	4	1	2	12	1.7
182. Kathy Schappaugh (1978-80)	---	---	4-10	.400	2-5	.400	15	---	9	3	7	---	---	10	---
183. Lacie Ward (2008-09)	5	21	3-10	.300	0-0	.000	3	0.6	4	0	4	0	2	9	1.8
Courtney Grant (2006-07)	15	33	4-7	.571	1-2	.500	1	0.1	2	1	2	0	2	9	0.6
Lori Swanson (1983-84)	11	33	3-6	.500	3-5	.600	4	0.4	2	1	4	0	1	9	0.8
Jennifer Edmonds (1980-81)	8	---	4-10	.400	1-5	.200	6	0.8	0	1	2	0	1	9	1.1
187. Mary Marable (1981-82)	6	26	3-10	.300	2-4	.500	6	1.0	5	2	5	1	0	8	1.3
Lori Peterson (1980-81)	5	---	4-7	.571	0-1	.000	5	1.0	2	1	1	0	1	8	1.6
189. Vicki Hampton (2003)	12	55	3-7	.429	1-2	.500	9	0.8	4	0	5	1	0	7	0.6
190. Olivia Patterson (2010)	8	96	2-18	.111	2-6	.333	14	1.8	5	6	17	0	9	6	0.8
191. Tanya Drndarevic (1990-91)	5	3	2-2	1.000	0-0	.000	0	0.0	1	0	1	0	0	4	0.8
Cynthia Joy (1981-82)	6	19	2-3	.667	0-1	.000	6	1.0	7	1	7	0	0	4	0.7
Jane Evers (1978-79)	9	---	1-5	.200	1-2	.500	4	0.4	3	0	4	0	0	3	0.3
Micah Norris (2014)	6	25	1-5	.200	2-2	1.000	4	0.7	4	2	9	2	5	4	0.7
194. Cheryl Norrell (1991-95)	7	19	0-5	.000	2-5	.400	6	0.9	2	0	1	0	0	2	0.3
Nicole Howe (2008-2010)	4	22	0-1	.000	2-4	.500	6	1.5	5	1	3	0	0	2	0.5
Joyce Gallagher (1979-80)	8	---	1-4	.250	0-1	.000	1	0.1	4	3	3	0	1	2	0.3
197. Ashley Girtharan (2009-2011)	5	9	0-2	.000	0-0	.000	0	0.0	1	0	0	0	0	0	0.0
Brenna Saline (2007-08)	1	2	0-0	.000	0-0	.000	0	0.0	0	0	0	0	0	0	0.0
Leah Holcomb (1998-99)	1	2	0-0	.000	0-0	.000	0	0.0	3	0	2	0	0	0	0.0
Cindy Bukauskas (1978-79)	3	---	0-1	.000	0-1	.000	0	0.0	1	1	2	0	0	0	0.0
Yvonne Roddock (1978-79)	2	---	0-0	.000	0-0	.000	1	0.5	0	0	0	0	0	0	0.0



**KELLY FIRTH**



**CONNIE PRICE**



**SIUSalukis.com**

**Mailing Address:** Mail Code 6620  
Room 117 SIU Arena  
Carbondale, IL 62901

**Shipping Address:** Saluki Media Services  
117 SIU Arena  
Carbondale, IL 62901

**Phone:** (618) 453-7236 | **Fax:** (618) 453-2648 | **Press Row:** (618) 453-2572



**Tom Weber**  
Associate AD for Media Services



**John Lock**  
Associate Director



**Will Becque**  
Associate Director (WBB)



**Ricardo Cruz**  
Graduate Assistant



**Elizabeth Robinson**  
Graduate Assistant

**STAFF DIRECTORY MEDIA**

**TOM WEBER**

**Sport Assignments:** MBB, MGF  
**Office:** (618) 453-7235 | **Cell:** (618) 528-1111 | **E-Mail:** tomweber@siu.edu

**JOHN LOCK**

**Sport Assignments:** FB, SB  
**Office:** (618) 453-5470 | **Cell:** (309) 333-0132 | **E-Mail:** jtlock2@siu.edu

**WILL BECQUE**

**Sport Assignments:** WBB, T&F  
**Office:** (618) 453-5470 | **Cell:** (618)559-2624 | **E-Mail:** william.becque@siu.edu

**ELIZABETH ROBINSON**

**Sport Assignments:** VB, S&D, MTN, WTN  
**Office:** (618) 453-5465 | **Cell:** (319) 558-7814 | **E-Mail:** efrobinson@siu.edu

**RICARDO CRUZ**

**Sport Assignments:** BB, XC, WG  
**Office:** (618) 453-7236 | **Cell:** (785) 375-1723 | **E-Mail:** rcruz@siu.edu

**DIRECTIONS**

- *From the West...*  
Take Interstate 64 East to Route 127 South (mile marker 50). Route 127 joins Route 13 at Pinckneyville (23 miles south of I-64). Take Route 13 into Carbondale. Make a right at US 51/S. Illinois Ave. Drive approximately 1 mile, turn right onto Saluki Blvd.
- *From the North and East...*  
Take Interstate 57, exit at Marion and go west on Route 13. Stay on Route 13 until crossing the railroad tracks in downtown Carbondale. Make a left at US 51/S. Illinois Ave. Drive approximately 1 mile, turn right onto Saluki Blvd.
- *From the South...*  
Take U.S. Highway 51 North to Saluki Blvd. Turn left onto Saluki Blvd.

**2015-16 Saluki Women's Basketball Media Guide Credits**

Editor..... Will Becque  
Credits..... John Lock, Tom Weber  
Photography.....Saluki Media Services, Lori Giebelhausen

**School Newspaper**

Daily Egyptian  
Sports Editor Aaron Graff  
Beat Writer Thomas Donley  
Address  
Communications Building,  
SIUC Carbondale, IL 62901  
Phone (618)536-3311  
Website www.dailyegyptian.com

**Local Newspaper**

Southern Illinoian  
Sports Editor Les Winkler  
Beat Writer Todd Heffernan  
Address 710 Illinois Ave.  
Carbondale, IL 62901  
Phone (618)529-5454  
Website www.thesouthern.com

**Television**

WSIL, TV3  
Sports Director Darren Kinnard  
Address  
1415 Country Aire Drive,  
Carterville, Ill. 62918  
Phone (618)985-2333  
Website www.wsiltv.com

**Student Radio**

WSIU, 91.9FM  
Sports Director Daniel Valle  
Address Communications Building,  
SIUC Carbondale, IL 62901  
Phone (618)453-6101

**Internet Radio**

WIDB  
Sports Director Daniel Valle  
Address SIUC Student Center,  
4th Floor, Carbondale, IL 62901  
Phone (618)536-2361  
Website www.widb.net

The Missouri Valley Conference, the nation's second-oldest NCAA Division I conference, continues to be a leader in college athletics and is one of the nation's most progressive conferences, celebrating its 108th season in 2014-15. League members have worked together to focus on common goals and objectives, placing a high value on league harmony, while continuing to invest in athletic programs to compete at the highest level.

The Valley brand remains very strong, both regionally and nationally, and the great athletic tradition of The Valley remains a compelling force in recruiting student-athletes and in marketing all the MVC programs.

Men's basketball continues to be the engine that drives Valley athletic programs. In 2014, Wichita State put together one of the greatest seasons in NCAA history, starting the year with 35-straight wins. The Shockers' only blemish came in their final game, a two-point loss to eventual national-runnerup Kentucky in the NCAA 3rd Round. Wichita State was the league's first NCAA Tournament No. 1 seed since 1979, and WSU matched a league record with its perfect 18-0 conference record. Wichita State ended the season ranked No. 2 in the Associated Press poll and No. 7 in the USA Today Coaches poll, marking the 10th time in the past 13 seasons at least one men's basketball team has finished in the Top 25.

The MVC Men's Basketball Championship – affectionately known as Arch Madness – continues to be a spectacular showcase for the league, and the MVC has extended the tournament agreement with the Scottrade Center that will keep Arch Madness in St. Louis through at least 2018. During the 2011 MVC Championship, the league surpassed 1 million in total attendance for the event, now in its 25th year.

While the success of men's basketball has received the greatest attention, the overall performance of league teams in virtually every sport continues to raise the national profile of the conference.

In women's basketball, Wichita State reeled off a school-record 20 wins en route to a program-best 26 wins and an NCAA Tournament berth. They were joined by Indiana State (WNIT) and Evansville (WBI) in post-season play. Meanwhile, the Conference remains committed to keeping the tournament at a neutral site. Establishing a neutral site remains a huge part of the overall efforts to improve women's basketball in The Valley.

Meanwhile, the success of The Valley television package is one of the great stories in the league. The MVC Television Network has blossomed into a



revenue-generating vehicle and The Valley's most visible marketing tool. Also, The Valley continues to be proactive in upgrading the production and marketing of both institutionally-produced and conference-produced webcasts.

In 2010, The Valley took a major step toward ensuring current revenues in television media and tournament sponsorship sales would be guaranteed in future years when it announced a 10-year partnership with Learfield Sports. The Jefferson City, Missouri-based company now has the exclusive sales and marketing rights to MVC assets that include championships and television advertising.

During the tenure of Doug Elgin, The Valley's ninth and longest-tenured commissioner, The Valley has been aggressive in hosting NCAA events in St. Louis. From 1998-2010, the MVC served as host for a staggering nine NCAA tournament events in that 13-year period, which has made St. Louis one of the most frequent stops on the NCAA Tournament trail. The Valley hosted Women's Final Fours in 2001 and 2009 and the Men's Final Four in 2005. Last year, The Valley hosted an NCAA second- and third-round men's basketball event at Scottrade Center in St. Louis, and in 2012, the league hosted an NCAA second- and third-round men's basketball event in Kansas City and previously assisted with preliminary round men's events in both 2008 and 2012 in Omaha.

The seeds for the creation of the conference were planted by eight administrators representing five institutions, who met at the Midland Hotel in Kansas City, Mo., on Jan. 12, 1907. The five schools which formed the Missouri Valley Intercollegiate Athletic Association were Washington University of St. Louis, and the state universities of Iowa, Kansas, Missouri and Nebraska. Two months after the initial meeting, two more schools -- Drake University and Iowa State College -- were admitted.

In the fall of 1907, basketball became the first competitive sport. Today, the Missouri Valley Conference sponsors the following sports: baseball, men's and women's basketball, men's

and women's cross country and track & field (indoor and outdoor), men's and women's golf, men's and women's soccer, softball, women's swimming and diving, men's and women's tennis, and women's volleyball.

This season, the league will conduct its 104th outdoor track and field championship, its 97th tennis championship, its 61st baseball tournament, and its 77th golf championship for the men. Those programs, plus other current sponsored sports of cross country (56 years), indoor track (64), men's soccer (24), women's soccer (18), and swimming and diving (21), have helped solidify The Valley as one of the nation's most respected conferences.

Athletic accomplishments include four NCAA national basketball championships, 17 trips to the NCAA Final Four, a 1989 national baseball championship and 19 College World Series qualifiers. The league owns a total of 30 post-season national team championships, including Wichita State's men's basketball NIT title in 2011. In 2001, Missouri State added to The Valley women's accomplishments, as the Lady Bears advanced to the Women's Basketball Final Four in St. Louis. Creighton (2004) and Missouri State (2005) have claimed national championships (WNIT) in women's basketball. MSU also has a 1992 NCAA Women's Final Four appearance, and Creighton (2003), Drake (1999) and Illinois State (2009) have made semifinal trips to the WNIT postseason tournament.

Indeed, the inclusion of women's programs under The Valley banner has provided a boost. The Gateway Collegiate Athletic Conference -- which began in 1982 -- merged with The Missouri Valley Conference and was unveiled as part of the new conference on July 1, 1992.

While the inclusion of women's sports under a comprehensive athletic umbrella is a recent development in the league's storied history, over the years, Valley student-athletes and coaches have become household names during the league's illustrious history, both during their collegiate careers and, for some, professional careers.

League members include Bradley, Drake, Evansville, Illinois State, Indiana State, Loyola Chicago, Missouri State, Northern Iowa, Southern Illinois, and Wichita State. Central Arkansas and Southern Illinois Edwardsville are affiliate members in men's soccer; Dallas Baptist is an affiliate member for baseball; and Arkansas-Little Rock is an affiliate member in women's swimming and diving.



SOUTHERN ILLINOIS WOMEN'S BASKETBALL

SIUSALUKIS.COM



# SOUTHERN ILLINOIS UNIVERSITY



Southern Illinois University Carbondale, now in its second century, is a major public higher education institution dedicated to quality academic endeavors in teaching and research, to supportive programming for student needs and development, to effective social and economic initiatives in community, regional, and statewide contexts, and to affirmative action and equal opportunity.

Enrolling students throughout Illinois and the United States and from a large number of foreign countries, SIUC actively promotes the intellectual and social benefits of cultural pluralism, encourages the participation of non-traditional groups, and intentionally provides a cosmopolitan and general education context which expands student horizons and leads to superior undergraduate education.

Seeking to meet educational, vocational, social, and personal needs of its diverse population of students and helping them fully realize their potential is a central purpose of the university. Emphasis on accessibility and regional service which creates distinctive instructional, research, and public service programs also gives SIUC its special character among the nation's research universities, and underlies other academic developments, such as its extensive doctoral programs and the schools of medicine and law.

Committed to the concept that research and creative activity are inherently valuable, the university supports intellectual exploration at advanced levels in traditional disciplines and in numerous specialized research undertakings, some of which are related directly to the southern Illinois region. Research directions are evolved from staff and faculty strengths and mature in keeping with long-term preparation and planning.

Even as the university constantly strives to perpetuate high quality in both instruction and research, it continues a long tradition of service to its community and region. Its unusual strengths in the creative and performing arts provide wide-ranging educational, entertainment, and cultural opportunities for its students, faculty, staff, and the public at large. Its programs of public service and its involvement in the civic and social development of the region are manifestations of a general commitment to enhance the quality of life through the exercise of academic skills and application of problem-solving techniques. SIUC seeks to help solve social, economic, educational, scientific, and technological problems, and thereby to improve the well-being of those whose lives come into contact with it.



## WHAT IS A SALUKI?

Several members of the Southern Illinois University athletic staff suggested a new nickname in 1951. The teams had been known as the Maroons since intercollegiate athletics began in 1913. The name became official on March 19, 1951, when the student body overwhelmingly approved "Salukis" as the new symbol of SIU athletics, easily besting "Rebels," "Knights," "Flyers," "Marauders," and "Maroons."

The oldest purebred dogs in the world with records dating back to 3600 B.C., the Saluki is an ancient Egyptian hunting dog known for its

speed and hunting prowess.

So why is the name Salukis relevant to Southern Illinois? Natives of southern Illinois know that the region is frequently referred to as "Egypt." Historian Baker Brownell, in his book "The Other Illinois," explained how the region came to be known as Egypt.

He wrote, "There was a drought in the northern counties (of Illinois) in the early 1800s...the wheat fields dried up, the streams died in their beds. But in Southern Illinois, rain fell and there were good crops, and from the

north came people seeking corn and wheat as to Egypt of old. Thus, the name, Egypt."

The 19th century drought in Illinois parallels the Biblical account of the country of Egypt. In Egypt at that time, Salukis were accepted as the finest animal a family could possess. Adopting such a well-respected dog as its mascot fit perfectly for a school in a region known as "Little Egypt."



# 2015-16 WOMEN'S BASKETBALL SCHEDULE

FRI., OCT. 30	VS. MARYVILLE (EXH.)	CARBONDALE, ILL.	6:00 P.M.
SAT., NOV. 7	VS. KENTUCKY WESLEYAN (EXH.)	CARBONDALE, ILL.	2:00 P.M.
PRESEASON WNIT			
FRI., NOV. 13	AT DEPAUL	CHICAGO, ILL.	7:00 P.M.
NOV. 15-22	TBA		TBA
WED., NOV. 25	VS. UT MARTIN	CARBONDALE, ILL.	6:00 P.M.
SUN., NOV. 29	AT MEMPHIS	MEMPHIS, TENN.	2:00 P.M.
WED., DEC. 2	AT MURRAY STATE	MURRAY, KY.	6:00 P.M.
FRI., DEC. 4	VS. SIUE	CARBONDALE, ILL.	12:00 P.M.
TUE., DEC. 8	AT ILLINOIS	CHAMPAIGN, ILL.	7:00 P.M.
SAT., DEC. 12	VS. MOREHEAD STATE	CARBONDALE, ILL.	3:00 P.M.
SAT., DEC. 19	AT MERCER	MACON, GA.	1:00 P.M.
TUE., DEC. 22	AT SEMO	CAPE GIRARDEAU, MO.	12:00 P.M.
MON., DEC. 28	VS. MARSHALL	CARBONDALE, ILL.	2:00 P.M.
FRI., JAN. 1	AT DRAKE UNIVERSITY	DES MOINES, IOWA	2:00 P.M.
SUN., JAN. 3	AT NORTHERN IOWA	CEDAR FALLS, IOWA	2:00 P.M.
FRI., JAN. 8	VS. BRADLEY	CARBONDALE, ILL.	6:00 P.M.
SUN., JAN. 10	VS. LOYOLA	CARBONDALE, ILL.	2:00 P.M.
SAT., JAN. 16	VS. EVANSVILLE	CARBONDALE, ILL.	2:00 P.M.
FRI., JAN. 22	AT WICHITA STATE	WICHITA, KAN.	7:00 P.M.
SUN., JAN. 24	AT MISSOURI STATE	SPRINGFIELD, MO.	7:00 P.M.
FRI., JAN. 29	VS. INDIANA STATE	CARBONDALE, ILL.	6:00 P.M.
SUN., JAN. 31	VS. ILLINOIS STATE	CARBONDALE, ILL.	2:00 P.M.
FRI., FEB. 5	AT LOYOLA	CHICAGO, ILL.	7:00 P.M.
SUN., FEB. 7	AT BRADLEY	PEORIA, ILL.	2:00 P.M.
SUN., FEB. 14	AT EVANSVILLE	EVANSVILLE, IND.	1:00 P.M.
FRI., FEB. 19	VS. MISSOURI STATE	CARBONDALE, ILL.	6:00 P.M.
SUN., FEB. 21	VS. WICHITA STATE	CARBONDALE, ILL.	2:00 P.M.
THU., FEB. 25	AT ILLINOIS STATE	NORMAL, ILL.	7:30 P.M.
SUN., FEB. 28	AT INDIANA STATE	TERRE HAUTE, IND.	2:00 P.M.
THU., MAR. 3	VS. NORTHERN IOWA	CARBONDALE, ILL.	6:00 P.M.
SAT., MAR. 5	VS. DRAKE UNIVERSITY	CARBONDALE, ILL.	2:00 P.M.
MAR. 12-15	MVC TOURNAMENT	MOLINE, ILL.	

\* = MVC GAME

ALL HOME GAMES ARE HELD AT SIU ARENA  
ALL TIMES ARE CENTRAL AND SUBJECT TO CHANGE

