



ILLINOIS STATE

GAME 7 • SOUTHERN ILLINOIS • OCT. 15, 2016

@REDBIRDFB GAME NOTES

Mike Williams, Assistant Athletics Director/Communications
 O: (309) 438-7748 | C: (309) 825-8828
 mcwilli@ilstu.edu | @ISU_mcwilli

Kaitlin Hoffman (Secondary Contact)
 O: (309) 438-1044 | C: (563) 320-5556
 khoffma@ilstu.edu | @KaitlinGHoffman

2016 ILLINOIS STATE SCHEDULE

S3	VALPARAISO (ESPN3)	W, 50-13
S10	at Northwestern (BTN)	W, 9-7
S17	EASTERN ILLINOIS (CSN/ESPN3)	L, 21-24
S24	at Indiana State* (ESPN3)	L, 31-34
O1	at North Dakota State* (ESPN3)	L, 10-31
O8	YOUNGSTOWN STATE* (CSN/ESPN3)	L, 6-20
O15	SOUTHERN ILLINOIS* (CSN/ESPN3)	6 p.m.
O22	at South Dakota* (ESPN3)	2 p.m.
O29	SOUTH DAKOTA STATE* (CSN/ESPN3)	2 p.m.
N5	at Western Illinois* (ESPN3)	1 p.m.
N12	MISSOURI STATE* (ESPN3)	Noon

All times are Central

* Missouri Valley Football Conference game

BTN - Game Broadcast on Big Ten Network

CSN - Game broadcast on Comcast SportsNet Chicago

ESPN3 - Game streamed on ESPN3 on Valley TV

ILLINOIS STATE COACHES

Brock Spack (f)	Head Coach
Spence Nowinsky (f)	Defensive Coordinator/DL
Dan Clark (f)	Co-Offensive Coordinator/OL
Billy Dicken (p)	Co-Offensive Coordinator/QB
Lamar Conard (f)	RB
Cody Deti (f)	DB
Khenon Hall (f)	Asst. DB
Kane Keirman (f)	WR
Moose McClain (f)	Assoc. Head Coach/FB, TE
Jake Schoonover (p)	LB, ST
Corey Shandrick (p)	Asst. WR

Game location: f - field, p - press box

ESPN3 BROADCAST

Kurt Pegler, play-by-play
 Chris Highland, analyst




ILLINOIS STATE RADIO NETWORK

Dick Luedke, play-by-play
 Ted Schmitz, analyst
 Craig Bertsche, sideline
 Greg Halbleib, studio host

GoREDBIRDS.COM



IN-STATE RIVALS SET TO BATTLE SATURDAY AT HANCOCK STADIUM; REDBIRDS AND SALUKIS BOTH LOOKING FOR FIRST VALLEY FOOTBALL WIN

		<h3>SETTING THE SCENE</h3> <p>Date: Oct. 15, 2016 Location: Normal, Ill. Kickoff: 6 p.m. CT Stadium: Hancock Stadium Stadium Capacity: 13,397 Series: SIU leads 40-35-3 Watch: CSN Chicago/ESPN3</p>
<p>Southern Illinois SALUKIS 2-3, 0-2 MVFC</p> <p>IN THE POLLS NR</p> <p>TEAM LEADERS Rushing: D. Isom 52/305/1 TD Passing: J. Straughan 137-204-3/1608/11 TD Receiving: C. Iwema 23/343/3 TD Tackles: C. Allen 35 TT/1 SACK/3.5 TFL</p>	<p>Illinois State REDBIRDS 2-4, 0-3 MVFC</p> <p>IN THE POLLS NR</p> <p>TEAM LEADERS Rushing: J. Robinson 28/173/0 TD Passing: J. Kolbe 124-190-4/1405/7 TD Receiving: A. Warrum 32/504/2 TD Tackles: A. Rivera 50 TT/1.0 SACK/1 INT</p>	<h3>PLAYER TO WATCH >>>></h3> <p>In his first real chance to shine as the primary running back, freshman James Robinson did not disappoint. The Rockford, Illinois, native rushed for a career-high 103 yard against Youngstown State last week and also factored heavily into the Redbird passing and return games. Robinson hauled in a career-best five passes for a 50 yards and also returned three kickoffs for 65 yards, to finish the day with a career-high 218 all-purpose yards for the Redbirds against the Penguins.</p> 

THE GAME

The Redbirds (2-4, 0-3 MVFC) will complete a two-game home stand, when they host the Salukis (2-3, 0-2) on CommUniversity Day, as both teams look for their first win in Missouri Valley Football Conference play. The game will be broadcast live on CSN Chicago and streamed live on ESPN3 as part of the MVFC on ESPN3 package.

THE SERIES

Illinois State and Southern Illinois will meet for the 79th time, when the Salukis visit Hancock Stadium. SIU leads the all-time series 40-35-3 and have won six of the past nine games against the Redbirds overall. ISU has won the last two games, however, and will look to win three in a row against SIU for the first time since winning three-straight contests from 1998-2000.

THE COACHES

Illinois State: Brock Spack (Purdue, 1983) is in his eighth season as the head coach at Illinois State (58-33). Spack, the 2014 MVFC Coach of the Year, has led the Redbirds to back-to-back shares of the MVFC title the past two seasons and FCS playoff appearances three times in the past four years.
Southern Illinois: Nick Hill (Southern Illinois, 2008) is in his first season as the head coach at Southern Illinois (2-3). Hill joined Southern's staff in 2014 as the program's quarterbacks coach, following a prolific playing career with the Salukis that saw him post a 21-6 record as a starter.

THE @REDBIRDFB PROGRAM

- 6 FCS playoff appearances (1998, 1999, 2006, 2012, 2014, 2015)
- 5-time FCS quarterfinalists (1999, 2006, 2012, 2014, 2015)
- 2-time FCS semifinalists (1999, 2014)
- The team is 37-9 at home under Spack's guidance
- ISU is 20-3 at Hancock Stadium since 2013



ISU ATHLETICS COMMUNICATIONS

Assistant AD/Communications	Mike Williams
Office Phone	(309) 438-7748
Cell Phone	(309) 825-8828
E-mail	mcwilli@ilstu.edu
Fax	(309) 438-5634
Secondary Contact	Kaitlin Hoffman
Cell Phone	(563) 320-5556
E-mail	khoffma@ilstu.edu
Press Box Phone	(309) 438-0636

INTERVIEW PROCEDURES

Postgame interviews following home contests are conducted in the Hancock Stadium press box (fourth floor). A golf cart is available to transport representatives from the visiting team to the interview area. TV lighting is also provided and there is wireless Internet access in the room.

After road games, representatives will be brought to a designated area. The locker room is closed at all times.

VALLEY FOOTBALL CONFERENCE CALL

Teleconferences featuring the league's head coaches will be conducted three times during the season (Sept. 6, Oct. 4, Nov. 1). Those participating in the call should dial in five minutes prior to the scheduled start time (10 a.m. CST each day). The call-in number is (877) 393-4731.

10:00 am	Mike Sanford, Indiana State
10:06 am	Bo Pelini, Youngstown State
10:12 am	Charlie Fisher, Western Illinois
10:18 am	Brock Spack, Illinois State
10:24 am	Nick Hill, Southern Illinois
10:30 am	Dave Steckel, Missouri State
10:36 am	John Stiegelmeier, South Dakota State
10:42 am	Bob Nielson, South Dakota
10:48 am	Mark Farley, UNI
10:54 am	Chris Klieman, North Dakota State

** All times are Central*

WEEKLY MEDIA LUNCHEONS

_____	Tuesday, Aug. 30 at noon
_____	Tuesday, Sept. 6 at noon
_____	Tuesday, Sept. 13 at noon
_____	Tuesday, Sept. 20 at noon
_____	Tuesday, Sept. 27 at noon
_____	Tuesday, Oct. 4 at noon
_____	Tuesday, Oct. 11 at noon
_____	Tuesday, Oct. 18 at noon
_____	Tuesday, Oct. 25 at noon
_____	Tuesday, Nov. 1 at noon
_____	Tuesday, Nov. 8 at noon

THE GAME WEEK SCHEDULE

A quick look at Illinois State's media availability on game week. All appointments can be made by calling the athletics communications office at (309) 438-7748.

SOUTHERN ILLINOIS GAME WEEK SCHEDULE													
Sunday	9	Monday	10	Tuesday	11	Wednesday	12	Thursday	13	Friday	14	Saturday	15
Film Study and Practice No player/coach availability		OFF DAY		Media Luncheon Kaufman Football Building – Noon Player/Coach Interviews Available after practice (approx. 5:30 p.m.)		Player/Coach Interviews Available after practice (approx. 5:30 p.m.)		Player/Coach Interviews No player/coach availability Brock Spack Show Schooners 6-7 p.m.		Walk Through No player/coach availability		Youngstown State at Illinois State 6 p.m. CST	

ILLINOIS STATE RADIO

WJBC (AM 1230, FM 93.7), the flagship station of Illinois State athletics, will serve as the host of the Country Financial Illinois State Radio Network.

WATCH ON CSN CHICAGO AND ESPN3

Saturday's game will be broadcast live on Comcast SportsNet Chicago, as part of the Illinois State Television Network. Below are channel listings where the game can be found:

- **COMCAST CABLE – CHANNEL 56/522**
- **ATT UVERSE – CHANNEL 740/1740**
- **COMCAST XFINITY – 37/200**
- **DIRECTV – CHANNEL 665**
- **DISH NETWORK – CHANNEL 429/5429**
- **DISH NETWORK HOPPER CHANNEL – 412-19**
- **MEDIACOM – CHANNEL 25/732**

ESPN3 will also carry the telecast on WatchESPN.com and the WatchESPN mobile app through participating Internet service providers. Kurt Pegler (play-by-play) and Chris Highland (color analyst) will call the action from Hancock Stadium.

WEEKLY MEDIA LUNCHEONS

Each Tuesday during the season, Illinois State hosts a media luncheon in the team room of the Kaufman Football Building. The luncheon begins promptly at noon, with comments from head coach Brock Spack. Video from the press conference will be available at GoRedbirds.com before 5 p.m.

REQUESTING CREDENTIALS

Credentials (game and parking) can be obtained by contacting the Athletics Communications Office, Campus Box 7130, Normal, IL, 61790-7130. Requests must be received on official letterhead at least two days prior to the game. Passes that are not mailed will be available at the Will Call window at the main ticket gate on the East side of the stadium 90 minutes prior to kickoff.

PRACTICE PROCEDURES

Most practices are open to the media, but only the first 15 minutes are available to photographers/videographers. For all other media, it is recommended that an advance call be made to the athletics communications office to check on the status of practice for a particular day.

REGULAR-SEASON INTERVIEW POLICIES

- **Head Coach:** Brock Spack will do general interviews following practice Tuesday-Thursday. All other requests for interviews must be submitted to the athletics communications office at least 24 hours prior to the scheduled interview.
- **Assistant Coaches:** Arrangements should be made through the athletics communication office. Most interviews will be conducted after practice Tuesday-Thursday.
- **Players:** All interviews with players will take place at the media luncheon or after practice Tuesday and Wednesday. Media should request players at least 24 hours in advance. Players who attend the Tuesday luncheon will not be available following practice that day.
- **Postgame:** The Illinois State locker room is closed at all times. Head coach Brock Spack and requested players will be brought to the designated interview area. At home, the postgame media conference will take place on the fourth floor of the Hancock Stadium press box.

THIS WEEK'S OPPONENT

- Southern Illinois University is located in Carbondale, Illinois, and has an enrollment of 17,292 students. The Salukis are members of the Missouri Valley Football Conference and play their home games at the Saluki Stadium (15,000).
- The Salukis return 14 starters and 48 lettermen from last year's team that finished 3-8 overall with a 2-6 record in MVFC play. SIU is off to a 2-3 start this season, with back-to-back wins over Southeast Missouri State and Murray State serving as their only victories of the season.
- Southern Illinois battled back from a 17-point deficit, but ultimately fell to No. 12 South Dakota State by a score of 45-39 last week at Saluki Stadium. SDSU quarterback Taryn Christian completed 32-of-51 pass attempts in the game en route to a school-record 466 passing yards and threw a career-high five touchdown passes to lead the Jackrabbits past the Salukis in a hard-fought contest.
- SIU put up 520 yards against South Dakota State last Saturday, the third time in five games that the Salukis have surpassed 500 yards of total offense. Since head coach Nick Hill started calling plays for SIU last season, Southern has surpassed 200 yards of offense in 27 of 32 halves and scored at least 21 points in all 16 games.
- Saluki quarterback Josh Straughan has more than 1,600 yards passing after only five games, becoming the first player in SIU history to accomplish that. He's on pace to break head coach Nick Hill's single-season program record, which he set in 14 games in 2007. He's also on pace to break the MVFC single-season passing record, but so is Christian, who leads the league in passing so far this season.

THE LAST TIME THEY MET (NOV. 14, 2015)

An explosive second-half rushing attack avoided a potential upset, as Illinois State defeated Southern Illinois, 42-21, in Carbondale. After trailing 21-14 at halftime, the Redbirds stormed back against the Salukis with 28 unanswered points in the second half behind the two-headed rushing attack of Marshaun Coprich and Tre Roberson, who combined for five touchdowns, while Jamal Towns added another rushing score. Coprich was the workhorse once again for ISU, sprinting his way to 254 yards on 29 carries and three touchdowns.

HE CAN DO IT ALL

When James Robinson was recruited to Illinois State, the coaching staff knew he could carry the football. As the all-time leading rusher in IHSA history, his running prowess was without doubt but in his short time with the Redbirds he has shown that he can do a lot more on the football field. Against Youngstown State, Robinson not only recorded the first 100-yard rushing performance of his career, but he also caught passes and returned kickoffs for the Redbirds against the Penguins. The Rockford, Illinois, native caught three passes for 50 yards and added 65 yards on three kickoff returns. Overall, he averaged 7.4 yards per carry and 21.6 yards per return in his first game as the primary back for the Redbirds.

HARRIS BREAKS OUT

The revamped Redbird defense has seen key performances from several newcomers throughout the year. Against Youngstown State, it was redshirt freshman defensive end Jason Harris' turn to make a name for himself. Harris, the son of former NFL standout Al Harris, set a career-high with six tackles, including his first career tackle-for-loss. Harris was also credited with a quarterback hurry against the Penguins to put a cap on the first of many solid efforts in his Redbird career.

THE LOOKING GLASS

The best weapon for a defensive back can be his eyesight, and defensive back DraShane Glass has been spying quarterbacks and receivers well all season. Against Youngstown State, Glass intercepted his second pass of the season, on an out route by Ricky Davis, and tallied a crucial turnover for the Redbird defense. Glass now has half of the team's interceptions on the season and has five in his career at Illinois State. He has also been credited with three pass breakups on the season and helped the Redbirds hold the Penguins to just 89 passing yards.

TEAM STATISTICAL COMPARISON

	SIU	ILS
Scoring	170	127
Points Per Game	34.0	21.2
Points Allowed Per Game	32.8	21.5
First Downs	120	123
Rushing Yards Per Game	143.6	133.0
Rushing Defense Per Game	150.8	153.7
Passing Yards Per Game	334.0	240.8
Passing Defense Per Game	276.4	168.0
Total Offense Per Game	477.6	373.8
Total Defense Per Game	427.2	321.7
Int. Thrown/Opp. Int. Thrown	3/3	4/4
Sacks By/Allowed	13/17	14/24
Kickoff Return Avg.	27.9	19.5
Punt Return Avg.	3.0	8.3
Fumbles Lost/Gained	3/1	5/1
Penalties	41-381	29-290
Avg. Time of Possession	28:41	29:11
3rd-Down Conversions	33/85 (39%)	25/78 (32%)
4th-Down Conversions	3/8 (38%)	1/7 (14%)

ILLINOIS STATE PLAYER

PRESEASON HONORS AND WATCH LISTS

Kyle Avaloy - OL

- STATS FCS Preseason All-America Third Team
- MVFC Preseason All-Conference

Alec Kocour - S

- HERO Sports Preseason All-America Second Team
- MVFC Preseason All-Conference

Mark Spelman - OL

- HERO Sports Preseason All-America Second Team
- STATS FCS Preseason All-America Second Team
- MVFC Preseason All-Conference

Brady Tibbits - FB

- MVFC Preseason All-Conference

Anthony Warrum - WR

- HERO Sports FCS Preseason All-America First Team
- STATS FCS Preseason All-America Third Team
- MVFC Preseason All-Conference

2016 VALLEY FOOTBALL STANDINGS

	VALLEY			OVERALL		
	W	L	PCT	W	L	PCT
North Dakota State	2	0	1.000	5	0	1.000
Youngstown State	2	0	1.000	4	1	.800
South Dakota State	2	0	1.000	3	2	.600
Western Illinois	1	1	.500	4	1	.800
Missouri State	1	1	.500	3	2	.600
Northern Iowa	1	1	.500	2	3	.400
South Dakota	1	1	.500	2	3	.400
Indiana State	1	2	.500	3	3	.500
Southern Illinois	0	2	.000	2	3	.400
<i>Illinois State</i>	<i>0</i>	<i>3</i>	<i>.000</i>	<i>2</i>	<i>4</i>	<i>.333</i>

THIS WEEK IN VALLEY FOOTBALL

Saturday, Oct. 15:

- South Dakota at Indiana State* (ESPN3) 2:00 p.m.
- Western Illinois at Missouri State* (ESPN3) 2:00 p.m.
- South Dakota State at North Dakota State* (ESPN3) 2:30 p.m.
- Southern Illinois at Illinois State* (ESPN3) 6:00 p.m.
- UNI at Youngstown State* (ESPN3) 6:00 p.m.

REDBIRD MVFC WEEKLY HONORS

- Cameron Lee - Offensive Lineman of the Week (9/12)

2016 MVFC PRESEASON POLL

Team (first-place votes)	Points
1. North Dakota State (37)	388
2. Northern Iowa (2)	343
3. South Dakota State	284
4. <i>Illinois State</i>	<i>274</i>
5. Youngstown State	254
6. Western Illinois	176
7. South Dakota	146
8. Southern Illinois	124
9. Indiana State	115
10. Missouri State	41



FOWLER FINDING HIS WAY

A rash of injuries at the wide receiver position thrust newcomer Anthony Fowler into a prominent role for the Redbirds in 2015. Despite playing in 13 games and starting in three of those contests, Fowler only caught 14 passes for 192 yards during the year for the Redbirds. Heading into the 2016 season, Fowler needed to become a bigger part of the Redbird passing attack and his performances over the past two weeks have shown he can do just that. After catching his first career touchdown at Indiana State, Fowler came back and set career-highs with six catches for 119 yards and scored for the second time in as many weeks against NDSU. Through six games, Fowler has already bested last year's stats and has 16 catches for 213 yards.

RUNNING WITH THE MUTTS

The Redbird defense affectionately refers to itself as "The Mutts", partly because of the way they run together and attack opposing defenses. The group also likes to share in the dirty work, as evidenced by five different players with at least 30 tackles or more this season and seven players with multiple tackles-for-loss. Senior linebacker Alejandro Rivera leads the way with 50 tackles, but junior safety Alec Kocour is right behind with 49 and seniors B.J. Bello (40) and Brent Spack (38) are not far behind. Defensive tackle Dalton Keene is the other tough dog with 38 stops, and ranks second only to Bello's 5.5 TFLs with five of his own.

KOLBE PLAYS WELL IN RELIEF

Starting quarterback Jake Kolbe was limited with shoulder soreness all week and the plan was for him to rest against Indiana State, however the standout sophomore was ready when called and nearly led the Redbirds to an epic comeback in the second half against the Sycamores. Kolbe came into the contest with the Redbirds trailing by 17 points and proceeded to complete 25 of his 32 pass attempts for 258 yards. He also threw a career-best three touchdowns against the Sycamores, two to Anthony Warrum and one to Anthony Fowler. Kolbe has been solid in six games for ISU this season, completing 65 percent of his passes, throwing seven touchdown passes and throwing for 1405 yards with an efficiency rating of 135.33.

A LITTLE HOME COOKING

Playing back in his home state for perhaps the final time in his career, senior All-American wide receiver Anthony Warrum made sure he went out on a high note. The Fishers, Indiana, native had his best performance of the season in front of the fans in Terre Haute and was crucial to the Redbird comeback effort in the second half. Warrum set a season high with 151 yards on 10 receptions and caught a pair of touchdown passes. He hauled in a 30-yard pass late in the third quarter to cut the deficit to 10 points and later added a 21-yard score with 3:07 left in the game to trim the Sycamore lead to three points. With his two touchdowns, Warrum moved into a tie for third place on the ISU all-time list with 22 career receiving touchdowns.

BELLO BRINGS THE BOOM

When B.J. Bello transferred to Illinois State, head coach Brock Spack told him that his new role on the team would be as a pass rusher. Bello was apprehensive, having never had to fill that role in his previous time at Illinois, however it looks like Spack knows best. The senior has recorded a sack in each of the first four games of the season for the Redbirds and leads the team with 5.5 tackles-for-loss. He has also forced a pair of fumbles, as he took the opposing quarterback down for a sack, and has been credited with two quarterback hurries and one pass breakup.

A MILESTONE DAY FOR WARRUM

Senior wide receiver Anthony Warrum has piled up awards and accolades over the past two seasons at Illinois State. With his performance against in-state rival Eastern Illinois, Warrum reached a pair of new milestones and continued to cement his name in the ISU record books. Warrum caught five passes for 96, which moved him over the 100 catch plateau and the 2,000 yard receiving mark in his time in a Redbird uniform. Warrum currently ranks No. 5 all-time with 2,344 yards and No. 8 with 119 receptions and is tied for No. 3 on the career touchdown list with 22, seven behind Laurent Robinson in second with 29.

SPACK PASSES A LEGEND

The history of the Illinois State football program has been altered greatly during the tenure of head coach Brock Spack, with numerous 10-win seasons, playoff appearances and a national championship game appearance. With the team's 9-7 win over Northwestern, Spack continued to cement his legacy as one of the best coaches in ISU football history. The victory was No. 58 for Spack, which moved him past legendary coach and stadium namesake Howard Hancock for second on the all-time wins list. Spack still needs 18 more wins to tie Edwin Struck (86) for the all-time wins record at ISU, but already has the best winning percentage among all coaches with over two years coaching at Illinois State.

THAT'S A FIRST

The Redbirds were 0-for-8 in previous tries against Big Ten Conference opponents heading into the game against Northwestern at Ryan Field. ISU had recorded a pair of losses each to Illinois, Minnesota and Purdue and a lone loss each to Iowa (in 2015) and the Wildcats (in 2010). However, that all changed when Sean Slattery connected on a 33-yard field goal as time expired to give the Redbirds a 9-7 win over the Wildcats and their first win over a Big Ten team in school history. The win was the second for the Redbirds against a FBS foe in the past five seasons, with the last win coming at Eastern Michigan in 2012.

DEFENSIVE DOMINANCE

With only six starters returning from last season, the Redbird defense headed into 2016 as talented but unproven unit. Through two games, the group affectionately called "The Mutts" by their coaches proved to be dominant in stopping opposing offenses. Through eight quarters of play, the Redbird defense had allowed just one touchdown and just over one point per quarter. In a pair of wins, opponents averaged just over 200 yards per game of total offense and have only managed to run for 54 yards per game on the ground. After six games, the Redbird defense ranks No. 9 in passing yards allowed (168.0 per game), No. 19 nationally in total defense (321.7 yards per game), and No. 24 in scoring defense (21.5 points per game allowed).

WARRUM RETURNS TO FORM

Senior wide receiver Anthony Warrum headed into his final season with All-America accolades and school records already on his resume, but he still wanted to prove he is one of the best receivers in FCS football. After a quiet debut in a win over Valparaiso in the season opener, Warrum returned to his All-American form and had a fantastic game against Northwestern in a huge victory for the Redbirds. The Fishers, Indiana, native was quarterback Jake Kolbe's favorite target against the Wildcats, tying a career-high with nine receptions and finishing the game with 116 yards overall. The 100-plus yard effort was the seventh of Warrum's career at Illinois State and he added another against Indiana State with 151 yards receiving.

OFF TO A QUICK START

After the 9-7 win over Northwestern at Ryan Field, the Redbirds became one of four MVFC teams to start 2-0, including Missouri State, North Dakota State and Western Illinois. The Redbirds have jumped out to a 2-0 start for the third time in the past six seasons, also getting off to good starts in 2012 and 2014. In both of those seasons, the team won at least five games before suffering its first defeat, with the 2014 squad putting together a 7-0 start before suffering its first loss. Before 2012, the last 2-0 start for the Redbirds came in 1999.

FLIPPING THE FIELD

The hidden yardage battle on special teams is often a crucial component to winning a football game, and head coach Brock Spack constantly reminds his team of that fact. Thanks to senior punter Reece Attard, the Redbirds have been winning that secret battle through the first two games of the season. Against Northwestern, Attard flipped the field four different times and pinned the Wildcats inside their own 20 yard line three times, twice inside the 10 yard line. The Aussie booted six punts for an average of 48.5 yards, with a long of 57 yards, and currently ranks No. 36 in all of FCS football with a season average of 40.9 yards per punt.

MEMORABLE MOMENTS VS. SOUTHERN ILLINOIS

- Oct. 24, 1992 at Illinois State
In a 35-11 win against the Salukis, senior running back Toby Davis ran for 248 yards, which ranks third in ISU history, on a school-record 48 carries.
- Oct. 19, 2002 at Illinois State
The Redbirds shut down nation's No. 1 scoring offense and quarterback Mike Souza threw for 275 yards and rushed for a pair of touchdowns in the 35-14 win over the Salukis.
- Oct. 15, 2005 at Southern Illinois
Illinois State scored 21 points in the first quarter on the way to a 61-35 defeat of the No. 1 ranked Salukis at McAndrew Stadium. Running back Brian Thompson rushed for 165 yards and four touchdowns on the ground and quarterback Luke Drone threw for 319 yards and three touchdowns, 180 yards of which fell into the arms of Laurent Robinson.
- Oct. 14, 2006 at Illinois State
In front of the sixth-largest crowd in Hancock Stadium history (17,237), the No. 5 ranked Redbirds scored 30 unanswered points, while limiting the No. 7 Salukis to just 10 points on Homecoming. Pierre Rembert rushed for 137 yards and a touchdown in the win and Pierre Jackson (131) and Jason Horton (120) each recorded over 100 yards receiving in the 37-10 win.
- Nov. 22, 2014 at Illinois State
Quarterback Tre Roberson racked up 413 yards of total offense and accounted for four touchdowns, as No. 7 Illinois State secured a share of the Missouri Valley Football Conference Championship, after the Redbirds defeated the Salukis, 44-29, at Hancock Stadium.



Brian Thompson

START CHART

Offense

Player	2016	Career
Avaloy	6	34
Clements	4	13
Fowler	1	4
Gelber	6	19
Gibbs	6	15
Jefferson	0	5
Kolbe	5	7
Kolzow	1	1
Lee	6	19
Moreira	1	1
Pawlak	6	19
Petkovich	1	5
Schnell	6	6
Smith	1	1
Spelman	6	39
Tibbits	0	8
Towns	4	11
Warrum	6	22

Defense

Player	2016	Career
Barry	0	1
Bello	6	6
Brees	6	6
Conley	6	19
Glass	6	17
D. Harris	5	18
J. Harris	5	5
Iloilo	0	1
Keene	6	23
Kirk	0	1
Kocour	6	17
McCown	1	8
Newbold	2	2
Rivera	6	19
Spack	6	8
Swaine	4	4

OFFENSE

POS	NO	NAME	HT	WT	CL	SGP	CGP	HOMETOWN
LT	76	Dan Pawlak	6-5	290	Sr.	6	32	Lindenhurst, Ill.
	58	Dean Helt	6-5	280	Jr.	6	21	Dane, Wis.
LG	77	Kyle Avaloy	6-5	330	Sr.	6	38	Lombard, Ill.
	61	Chad Kanugh	6-6	310	So.	1	3	Franklin, Wis.
C	54	Mark Spelman	6-3	290	Sr.	6	40	Waukesha, Wis.
	63	Tyler Brown	6-3	285	So.	2	5	Peoria, Ill.
RG	78	Cameron Lee	6-6	320	Sr.	6	32	Oakwood, Ill.
	75	Jared Rients	6-5	310	RFr.	1	1	Minonk, Ill.
RT	56	Ryan Gelber	6-5	305	Sr.	6	26	Springfield, Ill.
	53	Donavin O'Day	6-6	270	So.	1	1	Fort Wayne, Ind.
TE	86	Michael Clements	6-7	245	Jr.	5	23	Indianapolis, Ind.
	85	Tylor Petkovich	6-6	245	So.	6	19	St. John, Ind.
WR	11	Spencer Schnell	5-9	185	So.	6	6	Elkhart, Ind.
	35	Bryce Jefferson	5-10	195	So.	6	19	Wentzville, Mo.
WR	82	Anthony Warrum	6-2	200	Sr.	6	45	Fishers, Ind.
	80	Michael Kolzow	6-2	180	RFr.	6	6	Naperville, Ill.
WR	12	Christian Gibbs	6-1	190	So.	6	16	Aurora, Ill.
	19	Anthony Fowler	6-1	175	Jr.	6	19	Woodland Hills, Calif.
QB	16	Jake Kolbe	6-3	205	So.	6	19	Naperville, Ill.
	3	Tristan Smith	6-2	205	Fr.	3	3	Murphy, Texas
RB	13	Jamal Towns	5-6	175	Sr.	6	44	Harvey, Ill.
	25	James Robinson	5-10	210	Fr.	6	6	Rockford, Ill.
FB	30	Brady Tibbits	5-10	240	Sr.	5	33	Mineral Point, Wis.
	44	Jake Hendershot	6-2	245	RFr.	6	6	North Salem, Ind.

DEFENSE

POS	NO	NAME	HT	WT	CL	SGP	CGP	HOMETOWN
DE	91	Adam Conley	6-5	270	Jr.	5	21	Franklin, Wis.
	92	Matt Swaine	6-7	235	Jr.	5	15	Rochester, Ill.
DT	98	Dalton Keene	6-4	280	Jr.	5	33	Jacksonville, Ill.
	55	Blake Hooper	6-0	280	So.	5	33	Taylorville, Ill.
DT	99	Matt McCown	6-3	275	Jr.	2	15	Casey, Ill.
	48	Nathan Iloilo	6-2	300	So.	6	19	Independence, Mo.
DE	95	Jason Harris	6-5	230	RFr.	6	6	Barrington, Ill.
	81	Brannon Barry	6-4	220	So.	6	19	St. Charles, Ill.
SLB	5	B.J. Bello	6-2	230	Sr.	6	6	New Lenox, Ill.
	40	Decxavier Kelly-Martin	6-3	215	RFr.	5	5	Plainfield, Ill.
MLB	34	Brent Spack	6-0	220	Sr.	6	44	Bloomington, Ill.
	31	Bryce Holm	6-2	240	Jr.	6	34	Oswego, Ill.
WLB	32	Alejandro Rivera	6-0	235	Sr.	6	33	Sterling, Ill.
	23	Tuvone Clark	6-2	230	RFr.	6	6	St. Louis, Mo.
CB	14	DraShane Glass	5-10	200	Jr.	6	34	Garland, Texas
	8	La'Darius Newbold	6-1	200	Sr.	6	19	Lancaster, Texas
FS	9	Mitchell Brees	6-3	200	So.	6	12	West Allis, Wis.
	43	Jawill Aldridge	5-10	185	RFr.	5	5	Chicago, Ill.
SS	2	Alec Kocour	6-0	200	Jr.	6	24	Waukesha, Wis.
	22	Luther Kirk	6-2	185	So.	6	16	Garland, Texas
CB	8	La'Darius Newbold	6-1	200	Sr.	6	19	Lancaster, Texas
	1	Adé Kilpatrick	6-1	185	Fr.	3	3	Plano, Texas

SPECIALISTS

POS	NO	NAME	HT	WT	CL	SGP	CGP	HOMETOWN
PK	97	Sean Slattery	6-0	225	Jr.	6	23	Rockford, Ill.
	38	Zach Breen	5-10	175	RFr.	2	3	Bloomington, Ill.
KO	97	Sean Slattery	6-0	225	Jr.	6	23	Rockford, Ill.
	38	Zach Breen	5-10	175	RFr.	2	3	Bloomington, Ill.
P	88	Reece Attard	6-1	195	Sr.	6	19	Werrabee, Australia
	38	Zach Breen	5-10	175	RFr.	2	3	Bloomington, Ill.
KR	11	Spencer Schnell	5-9	185	So.	6	6	Elkhart, Ind.
	13	Jamal Towns	5-6	175	Sr.	6	44	Harvey, Ill.
KR	25	James Robinson	5-10	210	Fr.	6	6	Rockford, Ill.
	21	Jeremy Graves	6-2	205	Sr.	6	6	Cleveland, Ohio
PR	11	Spencer Schnell	5-9	185	So.	6	6	Elkhart, Ind.
	82	Anthony Warrum	6-2	200	Sr.	6	45	Fishers, Ind.
HO	17	Koty Thelen	6-1	205	So.	6	7	Oconomowoc, Wis.
	88	Reece Attard	6-1	195	Sr.	6	19	Werrabee, Australia
LS	37	Seth Combs	6-0	205	So.	6	19	Rockford, Ill.
	81	Brannon Barry	6-4	220	So.	6	19	St. Charles, Ill.

NO.	NAME	HT.	WT.	POS.	YR.	HOMETOWN / PREVIOUS SCHOOL	NO.	NAME	HT.	WT.	POS.	YR.	HOMETOWN / PREVIOUS SCHOOL
1	Adé Kilpatrick	6-1	185	DB	Fr.	Plano, Texas / West HS	46	John Nicholson	6-3	240	TE	Sr.	Springfield, Ill. / Glenwood HS
2	Alec Kocour	6-0	200	S	Jr.	Waukesha, Wis. / Catholic Memorial HS	47	DeMarco Washington	6-3	225	LB	R-Fr.	Peoria, Ill. / Notre Dame HS
3	Tristan Smith	6-2	205	QB	Fr.	Murphy, Texas / Bishop Lynch HS	48	Nathan Iloilo	6-2	300	DL	So.	Independence, Mo. / Fort Osage HS
4	Chase Pankey	6-1	190	WR	R-Fr.	Cincinnati, Ohio / Boston College	49	Kyle Harbour	6-1	225	LB	Jr.	St. Louis, Mo. / Cardinal Ritter HS
5	B.J. Bello	6-2	230	LB	Sr.	New Lenox, Ill. / Illinois	50	Ty DeForest	6-0	220	LB	R-Fr.	Marshall, Wis. / Wisconsin
6	Malachi Broadnax	6-3	195	QB	Fr.	DeSoto, Texas / Trinity Christian HS	53	Donavin O'Day	6-6	270	OL	So.	Fort Wayne, Ind. / Snider HS
7	George Moreira	5-10	195	RB	So.	Gretna, La. / John Curtis HS	54	Mark Spelman	6-3	290	OL	Sr.	Brookfield, Wis. / Marquette University HS
8	La'Darius Newbold	6-1	200	S	Sr.	Lancaster, Texas / Texas Tech	55	Blake Hooper	6-0	280	DL	So.	Taylorville, Ill. / Taylorville HS
9	Mitchell Brees	6-3	200	S	So.	West Allis, Wis. / Greendale HS	56	Ryan Gelber	6-5	305	OL	Sr.	Springfield, Ill. / Springfield HS
10	Davontae Harris	6-0	200	DB	Jr.	Wichita, Kan. / South HS	57	Josh Sromovsky	6-2	235	DE	R-Fr.	Brooklyn, Wis. / Oregon HS
11	Spencer Schnell	5-9	185	WR	So.	Elkhart, Ind. / Ohio	58	Dean Helt	6-5	280	OL	Jr.	Dane, Wis. / Waunakee HS
12	Christian Gibbs	6-1	190	WR	Jr.	Aurora, Ill. / Waubonsie Valley HS	59	Michael Ganzer	6-2	220	LB	Jr.	Wauwatosa, Wis. / Marquette University HS
13	Jamal Towns	5-6	175	RB	Sr.	Harvey, Ill. / Thornton HS	61	Chad Kanugh	6-6	310	OL	So.	Franklin, Wis. / Franklin HS
14	DraShane Glass	5-10	200	DB	Jr.	Garland, Texas / Garland HS	63	Tyler Brown	6-3	285	OL	So.	Peoria, Ill. / Richwoods HS
15	Hasan Muhammad-Rogers	5-11	175	RB	So.	Calumet Park, Ill. / Richards HS	65	George Hoselton	6-3	300	OL	Jr.	Lexington, Ill. / Central Catholic HS
16	Jake Kolbe	6-3	205	QB	So.	Naperville, Ill. / Naperville Central HS	71	Drew Himmelman	6-8	270	OL	Fr.	Geneseo, Ill. / Geneseo HS
17	Koty Thelen	6-1	205	QB	So.	Oconomowoc, Wis. / Oconomowoc HS	75	Jared Rients	6-5	310	OL	R-Fr.	Minonk, Ill. / Fieldcrest HS
18	Nick Griffith	6-2	200	WR	So.	Northmoor, Mo. / Park Hill South HS	76	Dan Pawlak	6-5	290	OL	Sr.	Lindenhurst, Ill. / Lakes HS
19	Anthony Fowler	6-1	175	WR	Jr.	Woodland Hills, Calif. / College of the Canyons	77	Kyle Avaloy	6-5	330	OL	Sr.	Lombard, Ill. / Glenbard South HS
21	Jeremy Graves	6-2	205	WR	Sr.	Cleveland, Ohio / Cincinnati	78	Cameron Lee	6-6	320	OL	Sr.	Oakwood, Ill. / Oakwood HS
22	Luther Kirk	6-2	185	DB	So.	Garland, Texas / Garland HS	80	Michael Kolzow	6-2	180	WR	R-Fr.	Naperville, Ill. / Naperville Central HS
23	Tuvone Clark	6-2	230	LB	R-Fr.	St. Louis, Mo. / McCluer South-Berkeley HS	81	Brannon Barry	6-4	220	DE	So.	St. Charles, Ill. / St. Charles East HS
25	James Robinson	5-10	210	RB	Fr.	Rockford, Ill. / Lutheran HS	82	Anthony Warrum	6-2	200	WR	Sr.	Fishers, Ind. / Heritage Christian School
26	Weslye Brown	5-7	180	WR	R-Fr.	Plano, Ill./Plano	83	Matt Biegalski	6-2	205	WR	So.	Winfield, Ill. / Wheaton North HS
27	DeMarco Corbin	6-0	225	RB	R-Fr.	Euless, Texas / Colleyville Heritage HS	85	Tylor Petkovich	6-6	245	TE	So.	St. John, Ind. / Andean HS
28	Kyle Williams	6-2	200	WR	Sr.	Waukegan, Ill. / Waukegan HS	86	Michael Clements	6-7	245	TE	Jr.	Indianapolis, Ind. / Roncalli HS
29	Cole Bumpus	5-11	185	DB	So.	Bloomington, Ill. / Normal West HS	88	Reece Attard	6-1	195	K/P	Sr.	Werribee, Australia / Mackillop HS
30	Brady Tibbits	5-10	240	FB	Sr.	Mineral Point, Wis. / Mineral Point HS	89	Andy Mills	5-11	175	WR	Jr.	Jacksonville, Ill. / Jacksonville HS
31	Bryce Holm	6-2	240	LB	Jr.	Oswego, Ill. / Oswego HS	91	Adam Conley	6-5	270	DE	Jr.	Franklin, Wis. / Franklin HS
32	Alejandro Rivera	6-0	235	LB	Sr.	Sterling, Ill. / Sterling HS	92	Matt Swaine	6-7	235	DE	So.	Rochester, Ill. / Rochester HS
33	Nick Kielbasa	5-10	205	RB	Jr.	Huntley, Ill. / Hampshire HS	95	Jason Harris	6-5	230	DL	R-Fr.	Barrington, Ill. / Barrington HS
34	Brent Spack	6-0	220	LB	Sr.	Bloomington, Ill. / Normal Community HS	96	Troy Albrecht	6-0	270	DL	Fr.	Green Bay, Wis. / Bay Port HS
35	Bryce Jefferson	5-10	195	WR	So.	Wentzville, Mo. / Lutheran HS	97	Sean Slattery	6-0	225	K/P	Jr.	Rockford, Ill. / Boylan Central Catholic HS
37	Seth Combs	6-0	205	LS	So.	Roscoe, Ill. / Hononegah HS	98	Dalton Keene	6-4	280	DL	Jr.	Jacksonville, Ill. / Jacksonville HS
38	Zach Breen	5-10	175	K	R-Fr.	Bloomington, Ill. / Normal West HS	99	Matt McCown	6-3	275	DL	Jr.	Casey, Ill. / Casey-Westfield HS
40	Decxavier Kelly-Martin	6-3	215	LB	R-Fr.	Plainfield, Ill. / Nazareth Academy							
42	Parker Lee	6-4	210	TE	R-Fr.	Oakwood, Ill. / Oakwood HS							
43	Jawill Aldridge	5-10	185	DB	R-Fr.	Chicago, Ill. / Marist HS							
44	Jake Hendershot	6-2	245	FB	R-Fr.	North Salem, Ind. / Tri-West HS							
45	James Graham	5-11	205	LB	Jr.	Chicago, Ill. / Westinghouse HS							

#88 • Reece Attard • P
 Punts: 7, twice
 Punt Yards: 291 at Northwestern, 9-10-16
 Punt Average: 49.0 at Missouri State, 10-17-15
 Long Punt: 70 at Missouri State, 10-17-15
 Inside 20: 3, four times

#81 • Brannon Barry • DE
 Tackles: 5 at Indiana State, 9-24-16
 Solos: 3 vs. Northern Iowa, 10-3-15
 Assists: 4 at Indiana State, 9-24-16
 Sacks: 3.0 vs. Northern Iowa, 10-3-15
 TFLs: 3.0 vs. Northern Iowa, 10-3-15
 Interceptions: 1 vs. Northern Iowa, 10-3-15

#5 • B.J. Bello • LB
 Tackles: 11 at Indiana State, 9-24-16
 Solos: 6 vs. Eastern Illinois, 9-17-16
 Assists: 7 at Indiana State, 9-24-16
 Sacks: 1, four times
 TFLs: 2.5 vs. Eastern Illinois, 9-17-16

#83 • Matt Biegalski • WR
 Receptions: 1 at Iowa, 9-5-15
 Receiving Yards: 8 at Iowa, 9-5-15
 Touchdowns: 0
 Long Reception: 8 at Iowa, 9-5-15

#9 • Mitchell Brees • DB
 Tackles: 7 at North Dakota State, 10-1-16
 Solos: 5 at Northwestern, 9-17-16
 Assists: 4, twice
 Sacks: 0
 TFLs: 0

#29 • Cole Bumpus • DB
 Tackles: 1, twice
 Solos: 1, twice
 Assists: 0
 Sacks: 0
 TFLs: 0

#23 • Tuvone Clark • LB
 Tackles: 1 vs. Valparaiso, 9-3-16
 Solos: 1 vs. Valparaiso, 9-3-16
 Assists: 0
 Sacks: 0
 TFLs: 0

#86 • Michael Clements • TE
 Receptions: 2, three times
 Receiving Yards: 50 at Eastern Illinois, 9-19-15
 Touchdowns: 1 at Eastern Illinois, 9-19-15
 Long Reception: 40 at Eastern Illinois, 9-19-15

#91 • Adam Conley • DL
 Tackles: 6 vs. Valparaiso, 9-3-16
 Solos: 3, three times
 Assists: 3, three times
 Sacks: 1 vs. Valparaiso, 9-3-16
 TFLs: 3 vs. Valparaiso, 9-3-16

#27 • DeMarco Corbin • RB
 Rushing Yards: 34 at Indiana State, 9-24-16
 Rushing Attempts: 10 at Indiana State, 9-24-16
 Rushing TDs: 2 vs. Valparaiso, 9-3-16
 Longest Rush: 13 at Indiana State, 9-24-16

#50 • Ty DeForest • LB
 Tackles: 1 vs. Valparaiso, 9-3-16
 Solos: 1 vs. Valparaiso, 9-3-16
 Assists: 0
 Sacks: 0
 TFLs: 0

#20 • Willie Edwards • DB
 Tackles: 1 vs. Valparaiso, 9-3-16
 Solos: 1 vs. Valparaiso, 9-3-16
 Assists: 0
 Sacks: 0
 TFLs: 0

#19 • Anthony Fowler • WR
 Receptions: 6 at North Dakota State, 10-1-16
 Receiving Yards: 119 at North Dakota State, 10-1-16
 Touchdowns: 1, twice
 Long Reception: 44 vs. Valparaiso, 9-3-16

#12 • Christian Gibbs • WR
 Receptions: 8 vs. Richmond, 12-11-15
 Receiving Yards: 96 vs. Richmond, 12-11-15
 Touchdowns: 1, twice
 Long Reception: 70 vs. Morgan State, 9-12-15

#14 • DraShane Glass • DB
 Tackles: 10 vs. Western Illinois, 10-24-15
 Solos: 7 at Southern Illinois, 11-14-15
 Assists: 6 at Missouri State, 10-17-15
 Sacks: 0
 TFLs: 1.0 at Indiana State, 10-11-14
 Interceptions: 1, five times

#45 • James Graham • LB
 Tackles: 1, three times
 Solos: 1, three times
 Assists: 0
 Sacks: 1.0, twice
 TFLs: 1.0, twice
 Interceptions: 0

#49 • Kyle Harbour • LB
 Tackles: 2 vs. Valparaiso, 9-3-16
 Solos: 0
 Assists: 2 vs. Valparaiso, 9-3-16
 Sacks: 0
 TFLs: 0

#10 • Davontae Harris • DB
 Tackles: 10, twice
 Solos: 10 at Southern Illinois, 11-14-15
 Assists: 4 vs. Northern Iowa, 10-3-15
 Sacks: 1.0 vs. Eastern Illinois, 9-17-16
 TFLs: 2.0 vs. Eastern Illinois, 9-17-16
 Interceptions: 0

#95 • Jason Harris • DL
 Tackles: 6 vs. Youngstown State, 10-8-16
 Solos: 5 vs. Youngstown State, 10-8-16
 Assists: 2 vs. Valparaiso, 9-3-16
 Sacks: 0
 TFLs: 1.0 vs. Youngstown State, 10-8-16
 Interceptions: 0

#44 • Jake Hendershot • FB
 Receptions: 1 vs. Valparaiso, 9-3-16
 Receiving Yards: 1 vs. Valparaiso, 9-3-16
 Touchdowns: 0
 Long Reception: 1 vs. Valparaiso, 9-3-16

#31 • Bryce Holm • LB
 Tackles: 9 at Indiana State, 9-24-16
 Solos: 4 at Northwestern, 9-10-16
 Assists: 6 at Indiana State, 9-24-16
 Sacks: 0
 TFLs: 0
 Interceptions: 0

#55 • Blake Hooper • DL
 Tackles: 2 vs. Valparaiso, 9-3-16
 Solos: 1 vs. Valparaiso, 9-3-16
 Assists: 1 vs. Valparaiso, 9-3-16
 Sacks: 0
 TFLs: 0
 Interceptions: 0

#48 • Nathan Iloilo • DL
 Tackles: 4 vs. Morgan State, 9-12-15
 Solos: 1, twice
 Assists: 3 vs. Morgan State, 9-12-15
 Sacks: 0
 TFLs: 1.0 vs. Northern Iowa, 10-3-15
 Interceptions: 0

#35 • Bryce Jefferson • WR
 Receptions: 5 vs. Northern Iowa, 10-3-15
 Receiving Yards: 58 vs. Richmond, 12-11-15
 Touchdowns: 0
 Long Reception: 32 vs. Richmond, 12-11-15

#98 • Dalton Keene • DL
 Tackles: 11 at Southern Illinois, 11-14-15
 Solos: 6 at Eastern Illinois, 9-19-15
 Assists: 7 at Southern Illinois, 11-14-15
 Sacks: 1.0, seven times
 TFLs: 2.5, twice
 Interceptions: 0

#33 • Nick Kielbasa • RB
 Rushing Yards: 40 vs. Valparaiso, 9-3-16
 Rushing Attempts: 3 vs. South Dakota, 11-21-15
 Rushing TDs: 0
 Longest Rush: 33 vs. Valparaiso, 9-3-16

#22 • Luther Kirk • DB
 Tackles: 4, twice
 Solos: 4 at Youngstown State, 10-10-15
 Assists: 3 at Missouri State, 10-17-15
 Sacks: 0
 TFLs: 0
 Interceptions: 0

#2 • Alec Kocour • DB
 Tackles: 14, twice
 Solos: 7 at North Dakota State, 10-1-16
 Assists: 11, twice
 Sacks: 0
 TFLs: 1.0 at Eastern Illinois, 9-19-15
 Interceptions: 2 at South Dakota State, 11-7-15

#16 • Jake Kolbe • QB
 Completions:..... 30 at Northwestern, 9-10-16
 Attempts: 41 at Northwestern, 9-10-16
 Passing Yards: 287 at Northwestern, 9-10-16
 TD Passes: 3 at Indiana State, 9-24-16
 Longest Pass: 52 at Iowa, 9-5-15
 TD Rushes: 1, three times
 Longest Rush: 58 vs. Eastern Illinois, 9-17-16
 Interceptions: 2 at Northwestern, 9-10-16

#80 • Michael Kolzow • WR
 Receptions: 1, twice
 Receiving Yards: 10 at North Dakota State, 10-1-16
 Touchdowns: 0
 Long Reception: 10 at North Dakota State, 10-1-16

#42 • Parker Lee • TE
 Receptions: 1 vs. Valparaiso, 9-3-16
 Receiving Yards: 9 vs. Valparaiso, 9-3-16
 Touchdowns: 0
 Long Reception: 9 vs. Valparaiso, 9-3-16

#99 • Matt McCown • DL
 Tackles: 10 at Eastern Illinois, 9-19-15
 Solos: 3 at Eastern Illinois, 9-19-15
 Assists: 7 at Eastern Illinois, 9-19-15
 Sacks: 1.0 at Missouri State, 10-17-15
 TFLs: 2.0 at Eastern Illinois, 9-19-15
 Interceptions: 0

#7 • George Moreira • RB
 Rushing Yards: 93 vs. Valparaiso, 9-3-16
 Rushing Attempts: 12 at Northwestern, 9-10-16
 Rushing TDs: 1, four times
 Longest Rush: 68 vs. Valparaiso, 9-3-16
 Kick Returns: 2 vs. Morgan State, 9-12-15
 Kick Return Yards: 95 vs. Morgan State, 9-12-15
 Long Kick Return: 54 vs. Morgan State, 9-12-15

#15 • Hasan Muhammad-Rogers • RB
 Rushing Yards: 31 vs. Valparaiso, 9-3-16
 Rushing Attempts: 5 at Indiana State, 9-24-16
 Rushing TDs: 0
 Longest Rush: 18 vs. Valparaiso, 9-3-16

#8 • La'Darius Newbold • DB
 Tackles: 6 at Eastern Illinois, 9-19-15
 Solos: 5 at Eastern Illinois, 9-19-15
 Assists: 2 at Iowa, 9-5-15
 Sacks: 0
 TFLs: 1.0, twice
 Interceptions: 1 at Missouri State, 10-17-15

#86 • Tylor Petkovich • TE
 Receptions: 2 at Missouri State, 10-17-15
 Receiving Yards: 54 at Missouri State, 10-17-15
 Touchdowns: 0
 Long Reception: 28 at Missouri State, 10-17-15

#32 • Alejandro Rivera • LB
 Tackles: 13 at Indiana State, 9-24-16
 Solos: 6 at Southern Illinois, 11-14-15
 Assists: 10 at North Dakota State, 10-1-16
 Sacks: 1.0, twice
 TFLs: 2.0 at Southern Illinois, 11-14-15
 Interceptions: 1 vs. Valparaiso, 9-3-16

#25 • James Robinson • RB
 Rushing Yards: 103 vs. Youngstown State, 10-8-16
 Rushing Attempts: 14 vs. Youngstown State, 10-8-16
 Rushing TDs: 0
 Receptions: 3 vs. Youngstown State, 10-8-16
 Receiving Yards: 50 vs. Youngstown State, 10-8-16
 Touchdowns: 1 vs. Valparaiso, 9-3-16
 Long Reception: 33 vs. Valparaiso, 9-3-16

#11 • Spencer Schnell • WR
 Receptions: 8, twice
 Receiving Yards: 69 vs. Eastern Illinois, 9-17-16
 Touchdowns: 0
 Long Reception: 19 vs. Valparaiso, 9-3-16

#97 • Sean Slattery • K
 Field Goals: 3 vs. Morgan State, 9-12-15
 Field Goal Attempts: 4 at Eastern Illinois, 9-19-15
 Long Field Goal: 50 at Eastern Illinois, 9-19-15
 Extra Points: 8 vs. Mississippi Valley State, 9-6-14

#3 • Tristan Smith • QB
 Completions: 2 at Indiana State, 9-24-16
 Attempts: 5 at Indiana State, 9-24-16
 Passing Yards: 18 at North Dakota State, 10-1-16
 TD Passes: 0
 Longest Pass: 9 vs. Valparaiso, 9-3-16
 TD Rushes: 0
 Longest Rush: 0
 Interceptions: 0

#34 • Brent Spack • LB
 Tackles: 13 at Indiana State, 9-24-16
 Solos: 4, twice
 Assists: 9 at Indiana State, 9-24-16
 Sacks: 0
 TFLs: 1.0 vs. Morgan State, 9-12-15

#57 • Josh Sromovsky • DE
 Tackles: 2 vs. Valparaiso, 9-3-16
 Solos: 2 vs. Valparaiso, 9-3-16
 Assists: 0
 Sacks: 0
 TFLs: 0

#92 • Matt Swaine • DL
 Tackles: 9 vs. Eastern Illinois, 9-17-16
 Solos: 4, twice
 Assists: 5 vs. Eastern Illinois, 9-17-16
 Sacks: 1.0, three times
 TFLs: 2.0 vs. Eastern Illinois, 9-17-16
 Interceptions: 0

#30 • Brady Tibbits • FB
 Rushing Yards: 3 at Eastern Washington, 12-13-14
 Rushing Attempts: 1 at Eastern Washington, 12-13-14
 Rushing TDs: 1 at Eastern Washington, 12-13-14
 Longest Rush: 3 at Eastern Washington, 12-13-14
 Receptions: 1 at Iowa, 9-5-15
 Receiving TDs: 1 at Iowa, 9-5-15

#13 • Jamal Towns • RB
 Rushing Yards: 44 at Southern Illinois, 11-14-15
 Rushing Attempts: 7 at Missouri State, 10-17-15
 Rushing TDs: 1, three times
 Longest Rush: 40 at Southern Illinois, 11-14-15
 Receptions: 5 vs. Eastern Illinois, 10-05-13
 Receiving Yards: 23 vs. Eastern Illinois, 10-05-13
 Touchdowns: 0
 Long Reception: 13 vs. Eastern Illinois, 10-05-13
 Kick Returns: 2 vs. Eastern Illinois, 9-13-14
 Kick Return Yards: 37 vs. Eastern Illinois, 9-13-14
 Long Kick Return: 34 vs. Mississippi Valley State, 9-6-14

#82 • Anthony Warrum • WR
 Receptions: 10 at Indiana State, 9-24-16
 Receiving Yards: 241 at South Dakota State, 11-7-15
 Touchdowns: 3, three times
 Long Reception: 75 at Missouri State, 10-17-15

#47 • DeMarco Washington • LB
 Tackles: 4 vs. Valparaiso, 9-3-16
 Solos: 1 vs. Valparaiso, 9-3-16
 Assists: 3 vs. Valparaiso, 9-3-16
 Sacks: 0
 TFLs: 0
 Interceptions: 0

#28 • Kyle Williams • WR
 Receptions: 1, twice
 Receiving Yards: 15 vs. Youngstown State, 10-10-15
 Touchdowns: 0
 Long Reception: 15 vs. Youngstown State, 10-10-15

GAME RESULTS

Date	Opponent	Score	W/L	Attendance
Sept. 3, 2016	Valparaiso	50-13	W	10,023
Sept. 10, 2016	at Northwestern	9-7	W	30,748
Sept. 17, 2016	Eastern Illinois	21-24	L	13,391
Sept. 24, 2016	at Indiana State*	31-34	L	6,561
Oct. 1, 2016	at #1 North Dakota State*	10-31	L	18,907
Oct. 8, 2016	#13 Youngstown State*	6-20	L	12,570

* Missouri Valley Football Conference game

^ FCS playoff game

TEAM STATISTICS

	ILS	OPP
SCORING	127	129
POINTS PER GAME	21.2	21.5
POINTS OFF TURNOVERS	20	24
FIRST DOWNS	123	106
RUSHING YARDAGE	798	922
YARDS GAINED RUSHING	1054	1066
YARDS LOST RUSHING	256	144
RUSHING ATTEMPTS	196	252
AVERAGE PER RUSH	4.1	3.7
AVERAGE PER GAME	133.0	153.7
TDS RUSHING	7	5
PASSING YARDAGE	1445	1008
COMP-ATT-INT	129-202-4	87-175-4
AVERAGE PER PASS	7.2	5.8
AVERAGE PER CATCH	11.2	11.6
AVERAGE PER GAME	240.8	168.0
TDS PASSING	7	9
TOTAL OFFENSE	2243	1930
TOTAL PLAYS	398	427
AVERAGE PER PLAY	5.6	4.5
AVERAGE PER GAME	373.8	321.7
KICK RETURNS: #-YARDS	24-468	16-323
PUNT RETURNS: #-YARDS	14-116	6-46
INT RETURNS: #-YARDS	4-45	4-55
KICK RETURN AVERAGE	19.5	20.2
PUNT RETURN AVERAGE	8.3	7.7
INT RETURN AVERAGE	11.2	13.8
FUMBLES-LOST	14-5	6-1
PENALTIES-YARDS	29-290	37-315
AVERAGE PER GAME	48.3	52.5
PUNTS-YARDS	35-1430	39-1615
AVERAGE PER PUNT	40.9	41.4
NET PUNT AVERAGE	39.0	36.9
KICKOFFS-YARDS	26-1617	29-1749
AVERAGE PER KICK	62.2	60.3
NET KICK AVERAGE	42.1	39.9
TIME OF POSSESSION/GAME	29:11	30:49
3RD-DOWN CONVERSIONS	25/78	35/99
3RD-DOWN PCT	32%	35%
4TH-DOWN CONVERSIONS	1/7	6/8
4TH-DOWN PCT	14%	75%
SACKS BY-YARDS	14-76	24-169
TOUCHDOWNS SCORED	15	15
FIELD GOALS-ATTEMPTS	8-10	8-11
ON-SIDE KICKS	0-1	0-0
RED-ZONE SCORES	(18-22) 82%	(11-14) 79%
RED-ZONE TOUCHDOWNS	(10-22) 45%	(8-14) 57%
PAT-ATTEMPTS	(13-15) 87%	(15-15) 100%
ATTENDANCE	35987	56216
GAMES/AVG PER GAME	3/11996	3/18739

SCORE BY QUARTERS

	1st	2nd	3rd	4th	OT	Total
Illinois State	10	47	29	41	0	127
Opponents	20	48	17	44	0	129

RUSHING

	G	Att	Gain	Loss	Net	Avg	TD	Long	Avg/G
MOREIRA,George	5	42	292	5	287	6.8	3	68	57.4
ROBINSON,James	6	28	173	11	162	5.8	0	43	27.0
TOWNS,Jamal	6	34	176	19	157	4.6	0	20	26.2
CORBIN,DeMarco	6	32	115	12	103	3.2	2	14	17.2
MUHAMMAD-ROGERS	4	10	62	7	55	5.5	0	18	13.8
KIELBASA,Nick	5	2	40	0	40	20.0	0	33	8.0
SMITH,Tristan	3	2	12	0	12	6.0	0	9	4.0
LEE,Cameron	6	0	8	0	8	0.0	0	0	1.3
KOLBE,Jake	6	46	176	202	-26	-0.6	2	58	-4.3
Total.....	6	196	1054	256	798	4.1	7	68	133.0
Opponents.....	6	252	1066	144	922	3.7	5	56	153.7

PASSING

	G	Effic	Comp-Att-Int	Pct	Yds	TD	Lng	Avg/G
KOLBE,Jake	6	135.33	124-190-4	65.3	1405	7	44	234.2
SMITH,Tristan	3	67.72	4-10-0	40.0	33	0	18	11.0
MUHAMMAD-ROGERS	4	79.40	1-2-0	50.0	7	0	7	1.8
Total.....	6	131.43	129-202-4	63.9	1445	7	44	240.8
Opponents.....	6	110.50	87-175-4	49.7	1008	9	65	168.0

RECEIVING

	G	No.	Yds	Avg	TD	Long	Avg/G
WARRUM,Anthony	6	32	504	15.8	2	38	84.0
SCHNELL,Spencer	6	29	219	7.6	1	19	36.5
GIBBS,Christian	6	28	287	10.2	1	30	47.8
FOWLER,Anthony	6	16	213	13.3	2	44	35.5
ROBINSON,James	6	10	105	10.5	1	33	17.5
CLEMENTS,Michael	5	3	36	12.0	0	18	7.2
PETKOVICH,Tylor	6	3	28	9.3	0	14	4.7
TOWNS,Jamal	6	2	19	9.5	0	12	3.2
MOREIRA,George	5	2	13	6.5	0	13	2.6
KOLZOW,Michael	6	2	11	5.5	0	10	1.8
LEE,Parker	2	1	9	9.0	0	9	4.5
HENDERSHOT,Jake	6	1	1	1.0	0	1	0.2
Total.....	6	129	1445	11.2	7	44	240.8
Opponents.....	6	87	1008	11.6	9	65	168.0

PUNT RETURNS

	No.	Yds	Avg	TD	Long
SCHNELL, Spencer	10	84	8.4	0	37
WARRUM, Anthony	3	29	9.7	0	21
MUHAMMAD-ROGERS	1	3	3.0	0	3
Total.....	14	116	8.3	0	37
Opponents.....	6	46	7.7	0	17

INTERCEPTIONS

	No.	Yds	Avg	TD	Long
GLASS, DraShane	2	18	9.0	0	16
KOCOUR, Alec	1	0	0.0	0	0
RIVERA, Alejandro	1	27	27.0	1	27
Total.....	4	45	11.2	1	27
Opponents.....	4	55	13.8	1	30

KICK RETURNS

	No.	Yds	Avg	TD	Long
ROBINSON, James	10	212	21.2	0	39
SCHNELL, Spencer	4	62	15.5	0	26
GRAVES, Jeremy	3	44	14.7	0	17
JEFFERSON, Bryce	2	42	21.0	0	28
TOWNS, Jamal	2	27	13.5	0	17
HOLM, Bryce	1	14	14.0	0	14
MOREIRA, George	1	29	29.0	0	29
FOWLER, Anthony	1	38	38.0	0	38
Total.....	24	468	19.5	0	39
Opponents.....	16	323	20.2	0	38

FUMBLE RETURNS

	No.	Yds	Avg	TD	Long
Total.....	0	0	0.0	0	0
Opponents.....	1	18	18.0	0	18

SCORING

	TD	FGs	/----- PATS -----/						Points
			Kick	Rush	Rcv	Pass	DXP	Saf	
SLATTERY, Sean	0	8-10	13-15	0-0	0	0-0	0	0	37
MOREIRA, George	3	0-0	0-0	0-0	0	0-0	0	0	18
WARRUM, Anthony	2	0-0	0-0	0-0	0	0-0	0	0	12
FOWLER, Anthony	2	0-0	0-0	0-0	0	0-0	0	0	12
KOLBE, Jake	2	0-0	0-0	0-0	0	0-0	0	0	12
CORBIN, DeMarco	2	0-0	0-0	0-0	0	0-0	0	0	12
SCHNELL, Spencer	1	0-0	0-0	0-0	0	0-0	0	0	6
GIBBS, Christian	1	0-0	0-0	0-0	0	0-0	0	0	6
ROBINSON, James	1	0-0	0-0	0-0	0	0-0	0	0	6
RIVERA, Alejandro	1	0-0	0-0	0-0	0	0-0	0	0	6
Total.....	15	8-10	13-15	0-0	0	0-0	0	0	127
Opponents.....	15	8-11	15-15	0-0	0	0-0	0	0	129

TOTAL OFFENSE

	G	Plays	Rush	Pass	Total	Avg/G
KOLBE, Jake	6	236	-26	1405	1379	229.8
MOREIRA, George	5	42	287	0	287	57.4
ROBINSON, James	6	28	162	0	162	27.0
TOWNS, Jamal	6	34	157	0	157	26.2
CORBIN, DeMarco	6	32	103	0	103	17.2
MUHAMMAD-ROGERS	4	12	55	7	62	15.5
SMITH, Tristan	3	12	12	33	45	15.0
KIELBASA, Nick	5	2	40	0	40	8.0
LEE, Cameron	6	0	8	0	8	1.3
Total.....	6	398	798	1445	2243	373.8
Opponents.....	6	427	922	1008	1930	321.7

FIELD GOALS

	FGM-FGA	Pct	01-19	20-29	30-39	40-49	50-99	Lg	Blk
SLATTERY, Sean	8-10	80.0	0-0	6-6	2-2	0-2	0-0	37	0

PUNTING

	No.	Yds	Avg	Long	TB	FC	I20	50+	Blk
ATTARD, Reece	35	1430	40.9	57	1	15	13	4	0
Total.....	35	1430	40.9	57	1	15	13	4	0
Opponents.....	39	1615	41.4	62	3	13	14	6	0

KICKOFFS

	No.	Yds	Avg	TB	OB	Retn	Net	YdLn
SLATTERY, Sean	25	1554	62.2	8	2			
BREEN, Zach	1	63	63.0	0	0			
Total.....	26	1617	62.2	8	2	323	42.1	22
Opponents.....	29	1749	60.3	5	0	468	39.9	25

ALL-PURPOSE

	G	Rush	Rec	PR	KOR	IR	Tot	Avg/G
WARRUM, Anthony	6	0	504	29	0	0	533	88.8
ROBINSON, James	6	162	105	0	212	0	479	79.8
SCHNELL, Spencer	6	0	219	84	62	0	365	60.8
MOREIRA, George	5	287	13	0	29	0	329	65.8
GIBBS, Christian	6	0	287	0	0	0	287	47.8
FOWLER, Anthony	6	0	213	0	38	0	251	41.8
TOWNS, Jamal	6	157	19	0	27	0	203	33.8
CORBIN, DeMarco	6	103	0	0	0	0	103	17.2
MUHAMMAD-ROGERS	4	55	0	3	0	0	58	14.5
GRAVES, Jeremy	5	0	0	0	44	0	44	8.8
JEFFERSON, Bryce	4	0	0	0	42	0	42	10.5
KIELBASA, Nick	5	40	0	0	0	0	40	8.0
CLEMENTS, Michae	5	0	36	0	0	0	36	7.2
PETKOVICH, Tylor	6	0	28	0	0	0	28	4.7
RIVERA, Alejandr	6	0	0	0	0	27	27	4.5
GLASS, DraShane	6	0	0	0	0	18	18	3.0
HOLM, Bryce	6	0	0	0	14	0	14	2.3
SMITH, Tristan	3	12	0	0	0	0	12	4.0
KOLZOW, Michael	6	0	11	0	0	0	11	1.8
LEE, Parker	2	0	9	0	0	0	9	4.5
LEE, Cameron	6	8	0	0	0	0	8	1.3
HENDERSHOT, Jake	6	0	1	0	0	0	1	0.2
KOLBE, Jake	6	-26	0	0	0	0	-26	-4.3
Total.....	6	798	1445	116	468	45	2872	478.7
Opponents.....	6	922	1008	46	323	55	2354	392.3

	TACKLES					SACKS		PASS DEF			FUMBLES		BLKD	
	GP-GS	SOLO	AST	TOTAL	TFL/YDS	NO-YARDS	INT-YDS	BRUP	QBH	RCV-YDS	FF	KICK	SAF	
32 RIVERA,Alejandro	6-6	22	28	50	1.0-6	1.0-6	1-27	.	2	
2 KOCOUR,Alec	6-6	21	28	49	1.0-4	.	1-0	1	3	
5 BELLO,B.J.	6-6	21	19	40	5.5-31	4.0-26	.	1	6	.	2	.	.	
98 KEENE,Dalton	6-6	17	21	38	5.0-18	1.0-3	.	2	1	
34 SPACK,Brent	6-6	10	28	38	3.0-10	1.0-2	.	.	1	
91 CONLEY,Adam	6-6	12	14	26	4.5-13	1.0-7	.	.	2	
10 HARRIS,Davontae	5-5	16	9	25	2.5-11	1.0-7	.	4	1	
31 HOLM,Bryce	6-0	13	11	24	1.0-2	.	.	1	
14 GLASS,DraShane	6-6	16	8	24	1.5-3	.	2-18	3	.	1-0	.	.	.	
9 BREES,Mitchell	6-6	13	10	23	.	.	.	5	
92 SWAINE,Matt	6-4	9	13	22	3.0-12	2.0-11	.	2	
95 HARRIS,Jason	6-5	10	11	21	1.0-3	.	.	.	1	
22 KIRK,Luther	6-0	6	3	9	.	.	.	1	
48 ILOILO,Nathan	6-1	4	3	7	1.0-2	
81 BARRY,Brannon	5-0	3	4	7	1.0-2	1.0-2	.	1	1	
47 WASHINGTON,DeMa	2-0	1	3	4	
8 NEWBOLD,La'Dari	6-2	4	.	4	.	.	.	2	.	.	1	.	.	
23 CLARK,Tuvone	6-0	2	1	3	
45 GRAHAM,James	6-0	3	.	3	2.0-12	2.0-12	.	.	3	
99 MCCOWN,Matt	2-1	.	3	3	
40 KELLY-Martin,De	5-0	2	1	3	
55 HOOPER,Blake	3-0	2	1	3	
49 HARBOUR,Kyle	3-0	1	2	3	1	.	.	
88 ATTARD,Reece	6-0	1	1	2	
13 TOWNS,Jamal	6-4	.	2	2	
57 SROMOVSKY,Josh	3-0	2	.	2	1	
29 BUMPUS,Cole	3-0	1	1	2	
97 SLATTERY,Sean	6-0	2	.	2	
12 GIBBS,Christian	6-6	.	1	1	
21 GRAVES,Jeremy	5-0	.	1	1	
96 ALBRECHT,Troy	1-0	1	.	1	
63 BROWN,Tyler	3-0	1	.	1	
50 DEFOREST,Ty	6-0	1	.	1	
33 KIELBASA,Nick	5-0	1	.	1	
37 COMBS,Seth	6-0	.	1	1	
42 LEE,Parker	2-0	1	.	1	
20 EDWARDS,Willie	1-0	2	
<i>Total.....</i>	<i>6-0</i>	<i>219</i>	<i>228</i>	<i>447</i>	<i>33-129</i>	<i>14-76</i>	<i>4-45</i>	<i>25</i>	<i>22</i>	<i>1-0</i>	<i>4</i>	.	.	
<i>Opponents.....</i>	<i>6-0</i>	<i>235</i>	<i>182</i>	<i>417</i>	<i>52.0-234</i>	<i>24-169</i>	<i>4-55</i>	<i>20</i>	<i>8</i>	<i>5-18</i>	<i>6</i>	.	.	

ILLINOIS STATE INDIVIDUAL

Rushed for 100 yards	103, James Robinson vs. Youngstown State, 10-8-16
Rushed for 200 yards	217, Marshaun Coprich vs. Western Illinois, 12-5-15
Passed for 200 yards	285, Jake Kolbe at North Dakota State, 10-1-16
Passed for 300 yards	370, Tre Roberson vs. Richmond, 12-11-15
Passed for 400 yards	473, Matt Brown vs. Eastern Illinois, 9-15-12
Had 10 receptions	10, Anthony Warrum at Indiana State, 9-24-16
Had 100 yards receiving	119, Anthony Fowler at North Dakota State, 10-1-16
Returned a punt for a TD	Anthony Warrum (62 yards) vs. Abilene Christian, 9-21-13
Returned a kickoff for a TD	Tevin Allen (95 yards) vs. South Dakota State, 10-4-14
Returned an interception for a TD	Josh Burch (26 yards) at Youngstown State, 10-10-15
Returned a fumble for a TD	Tevin Allen (17 yards) vs. Northern Iowa, 11-02-13
Returned a blocked FG for a TD	Armando Andrade (85 yards) vs. W. Va. Tech, 8-31-00
Returned a blocked punt for a TD	Pat Meehan (10 yards) vs. Dayton, 9-1-12
Rushed for three touchdowns	4, Marshaun Coprich vs. South Dakota, 11-21-15
Threw three touchdown passes	3, Jake Kolbe at Indiana State, 9-24-16
Caught three touchdown passes	3, Anthony Warrum at South Dakota State, 11-7-15
Kicked three field goals	3, Sean Slattery vs. Morgan State, 9-12-15
Had a 70-yard run from scrimmage	72, Marshaun Coprich vs. Western Illinois, 12-5-15
Had a 70-yard pass completion	70, Tre Roberson to Anthony Warrum at South Dakota State, 11-7-15
Had 20 tackles	22, Cameron Siskowic vs. Eastern Illinois, 9-16-06
Had a 50-yard field goal	50, Sean Slattery at Eastern Illinois, 9-19-15
Had a 70-yard punt	70, Reece Attard at Missouri State, 10-17-15

ILLINOIS STATE TEAM

400 yards rushing	410 at Indiana State, 10-4-08
300 yards rushing	350 vs. Western Illinois, 12-5-15
400 yards passing	473 vs. Eastern Illinois, 9-15-12
300 yards passing	317 at South Dakota State, 11-7-15
500 yards total offense	517 vs. Western Illinois, 10-24-15
30 first downs	31 vs. Mississippi Valley State, 9-6-14
50 points	67 vs. Morgan State, 9-12-15
Scored a safety	Indiana State, 10-31-15
Posted a shutout	Illinois State 46, South Dakota 0, 11-21-15
Held an opponent under 100 yards rushing	86, Northwestern, 9-10-16
Held an opponent under 100 yards passing	89, Youngstown State, 10-8-16
Held an opponent under 200 total yards	155, South Dakota, 11-21-15
Held an opponent under 100 total yards	87, Lincoln, 9-1-84
Blocked a punt	Indiana State, 10-31-15
Blocked a field goal	Youngstown State (2), 11-8-14
Blocked an extra point attempt	Western Illinois, 12-5-15

OPPONENT INDIVIDUAL

Rushed for 100 yards	112, Roland Genesy, Indiana State, 9-24-16
Rushed for 200 yards	371, Jemaine Cook, Youngstown State, 11-06-10
Passed for 200 yards	256, Easton Stick, North Dakota State, 10-1-16
Passed for 300 yards	369, Kyle Lauletta, Richmond, 12-11-15
Passed for 400 yards	425, Vernon Adams, Eastern Washington, 12-13-14
Had 10 receptions	Billy Reed (14) and Jonathan Mixon (11), Southern Illinois, 11-14-15
Had 100 yards receiving	141, Brian Brown, Richmond, 12-11-15
Returned a punt for a TD	77, Gary Hunter, Dayton, 9-1-12
Returned a kickoff for a TD	David Johnson (98 yards), Northern Iowa, 11-1-14
Returned an interception for a TD	Seth McDonald (20 yards), Eastern Illinois, 9-19-15
Returned a fumble for a TD	Mike Lien (40 yards), South Dakota State, 9-24-11
Returned a blocked FG for a TD	Travis Williams (66 yards), Illinois, 9-6-03
Returned a blocked punt for a TD	Charles Brown (7 yards), Northern Iowa, 11-1-14
Rushed for three touchdowns	3, Jacobi Green, Richmond, 12-11-15
Threw three touchdown passes	3, Easton Stick, North Dakota State, 10-1-16
Caught three touchdown passes	3, Robert Tonyan, Indiana State, 10-31-15
Kicked three field goals	3, Tyler Sievertsen, Northern Iowa, 11-19-11
Had a 70-yard run from scrimmage	73, Shepard Little, Eastern Illinois, 9-14-13
Had a 70-yard pass completion	74, Taryn Christion to Jake Wieneke, South Dakota State, 11-7-15
Had 20 tackles	22, L.J. Fort, Northern Iowa, 11-19-11
Had a 50-yard field goal	52, Kyle Dougherty, Southern Illinois, 11-21-08
Had a 70-yard punt	74, Jim Hannula, Northern Illinois, 9-30-78

OPPONENT TEAM

400 yards rushing	413, North Dakota State, 10-25-08
300 yards rushing	353, Southern Illinois, 10-2-10
400 yards passing	425, Eastern Washington, 12-13-14
300 yards passing	399, Richmond, 12-11-15
500 yards total offense	556, Richmond, 12-11-15
30 first downs	33, Southern Illinois, 11-14-15
50 points	59, Youngstown State, 10-12-13
Scored a safety	Missouri State, 10-17-15
Posted a shutout	Southern Illinois 17, Illinois State 0, 10-6-12
Held ISU under 100 yards rushing	37, North Dakota State, 10-1-16
Held ISU under 100 yards passing	40, South Dakota, 11-21-15
Held ISU under 200 total yards	196, North Dakota State, 11-9-13
Held ISU under 100 total yards	94, Central State, 9-9-89
Blocked a punt	Northern Iowa (2), 11-1-14
Blocked a field goal	South Dakota State, 11-7-15
Blocked an extra point attempt	Northern Iowa, 10-27-12

ILLINOIS STATE SITUATIONAL STATS

	2016
Playing at home	1-2
Playing on the road	1-2
Playing on a neutral field	0-0
Playing at night	1-0
Playing during the day	1-3
ISU scores on first possession	0-0
Opponent scores on first possession	0-0
ISU scores first	2-1
Opponent scores first	0-3
ISU leads after 1st quarter	1-0
Opponent leads after 1st quarter	0-3
ISU leads at halftime	2-0
Opponent leads at halftime	0-4
Tied at halftime	0-0
ISU leads after 3rd quarter	2-1
Opponent leads after 3rd quarter	0-3
Game goes into overtime	0-0
ISU has more total yards	2-1
Opponent has more total yards	0-3
ISU has more rushing yards	1-1
Opponent has more rushing yards	1-3
ISU has more passing yards	2-4
Opponent has more passing yards	0-0
ISU has more turnovers	1-2
Opponent has more turnovers	1-0
Teams have equal turnovers	0-2
ISU has more penalties	1-0
Opponent has more penalties	1-2
Penalties are equal	0-2
ISU has more time of possession	2-1
Opponent has more time of possession	0-3
ISU has 100-yard rusher	0-1
Opponent has 100-yard rusher	0-1
ISU scores at least 20 points	1-2
Opponent scores at least 20 points	0-4
ISU throws for 300 yards	0-0
Opponent throws for 300 yards	0-0
Playing on natural grass	1-0
Playing on artificial surface	1-4
ISU defense scores	1-0
Opponent defense scores	0-0
ISU returns KO/Punt for TD	0-0
Opponent returns KO/Punt for TD	0-0