

WOMEN'S BASKETBALL

# SALLUKI

## 2011-12 MEDIA GUIDE



# SALLUKIS

# SALUKI WOMEN'S BASKETBALL 2011-12



1

**ANTISHIA WRIGHT**  
5-11 • So. • G  
Boynton Beach, Fla.  
West Virginia/  
Lake Worth Christian H.S.



3

**ARIEL HAYNES**  
5-11 • Fr. • G/F  
Chicago, Ill.  
Bogan H.S.



4

**BROOKE LEMAR**  
5-6 • So. • PG  
Canyon Country, Calif.  
Canyon H.S.



10

**CARTAESHA MACKLIN**  
5-6 • Fr. • G  
Mayo, Fla.  
Lafayette H.S.



11

**RAQUEL MILLER**  
6-2 • So. • F  
Jackson, Tenn.  
Liberty Tech H.S.



12

**MERCEDES GRIFFIN**  
5-9 • Fr. • G  
Chicago, Ill.  
Marquette/Bolingbrook H.S.



15

**CHARNISE MITCHELL**  
6-1 • Sr. • F  
Florence, Ala.  
NW Shoals C.C./ Florence H.S.



20

**JALEESA ARMSTRONG**  
5-3 • Fr. • PG  
Chicago, Ill.  
Bogan H.S.



21

**CICI SHANNON**  
6-3 • So. • C  
Hazel Crest, Ill.  
Homewood-Flossmoor H.S.



22

**TERI OLIVER**  
5-9 • Jr. • G  
Kokomo, Ind.  
Taylor H.S.



23

**JORDYN COURIER**  
6-0 • So. • G  
Delavan, Wis.  
Big Foot H.S.



32

**SIDNEY GOINS**  
5-7 • So. • G  
Morristown, Tenn.  
Hamblen Morristown West H.S.



42

**ALEXIS PATTERSON**  
6-1 • Fr. • C  
Knoxville, Tenn.  
Knoxville West H.S.



44

**DYANA PIERRE**  
6-2 • Fr. • F/C  
Port St. Lucie, Fla.  
Lincoln Park Academy



**MISSY TIBER**  
Head Coach  
Third Season



**ADRIANNE HARLOW**  
Assistant Coach  
Third Season



**STEPHANIE BUTLER**  
Assistant Coach  
First Season



**TERRY NOONER**  
Assistant Coach  
First Season



**SHANTAE SHANK**  
Graduate Assistant  
First Season

# SALUKI WOMEN'S BASKETBALL 2011-12



Front Row (From Left): Ariel Haynes, Cartaesha Macklin, Antishia Wright, Teri Oliver, Brooke LeMar, Mercedes Griffin, Jaleesa Armstrong, Sidney Goins.  
 Back Row (From Left): Assistant Coach Stephanie Butler, Head Coach Missy Tiber, Jordyn Courier, Alexis Patterson, Dyana Pierre, CiCi Shannon, Raquel Miller, Charnise Mitchell, Assistant Coach Terry Nooner, Graduate Assistant Shantae Shank, Assistant Coach Adrienne Harlow.

## 2011-12 ROSTER

No.	Name	Ht.	Pos.	Class	Hometown	Last School/High School
1	Antishia Wright	5-11	G	So.	Boynton Beach, Fla.	West Virginia/Lake Worth Christian Community HS
3	Ariel Haynes	5-11	G/F	Fr.	Chicago, Ill.	Bogan HS
4	Brooke LeMar	5-6	PG	So.	Canyon Country, Calif.	Canyon HS
10	Cartaesha Macklin	5-6	G	Fr.	Mayo, Fla.	Lafayette HS
11	Raquel Miller	6-2	F	So.	Jackson, Tenn.	Liberty Tech HS
12	Mercedes Griffin	5-9	G	Fr.	Chicago, Ill.	Marquette/Bolingbrook HS
15	Charnise Mitchell	6-1	F	Sr.	Florence, Ala.	Northwest Shoals CC/Florence HS
20	Jaleesa Armstrong	5-3	PG	Fr.	Chicago, Ill.	Bogan HS
21	CiCi Shannon	6-3	C	So.	Hazel Crest, Ill.	Homewood-Flossmoor HS
22	Teri Oliver	5-9	G	Jr.	Kokomo, Ind.	Taylor HS
23	Jordyn Courier	6-0	G/F	So.	Delavan, Wis.	Big Foot HS
32	Sidney Goins	5-7	G	So.	Morristown, Tenn.	Hamblen Morristown West HS
42	Alexis Patterson	6-1	C	Fr.	Knoxville, Tenn.	Knoxville West HS
44	Dyana Pierre	6-2	F/C	Fr.	Port St. Lucie, Fla.	Lincoln Park Academy

Head Coach: Missy Tiber (Third Season)  
 Assistant Coach: Adrienne Harlow (Third Season)  
 Assistant Coach: Stephanie Butler (First Season)  
 Assistant Coach: Terry Nooner (First Season)  
 Graduate Assistant: Shantae Shank (First Season)

### PRONUNCIATIONS

Antishia Wright	an-TEE-she-uh	Sidney Goins	GO-ins
Cartaesha Macklin	car-TAY-shuh	Dyana Pierre	die-AN-uh
Charnise Mitchell	shar-NEESE	Missy Tiber	TIE-bur

SENIOR CLASS



SOPHOMORE CLASS



JUNIOR CLASS



FRESHMAN CLASS





## TABLE OF CONTENTS

### MEET THE 2011-12 SALUKIS

SIU Arena .....	2-3
Head Coach Missy Tiber .....	4-5
Assistant Coach Adrienne Harlow .....	6
Assistant Coach Stephanie Butler .....	7
Assistant Coach Terry Nooner .....	8
Graduate Assistant Shantae Shank .....	9
Athletic Trainer Kristin Trotter .....	9
Strength Coach Justin Cortez .....	9
Charnise Mitchell .....	10-11
Teri Oliver .....	12-13
Jordyn Courier .....	14-15
Sidney Goins .....	16-17
Brooke LeMar .....	18-19
Raquel Miller .....	20-21
CiCi Shannon .....	22-23
Antishia Wright .....	24
Jaleesa Armstrong .....	25
Mercedes Griffin .....	25
Ariel Haynes .....	26
Cartaesha Macklin .....	26
Alexus Patterson .....	27
Dyana Pierre .....	27

### 2010-11 SEASON AT A GLANCE

Overall Stats and Results .....	28
MVC/Non-Conference Stats .....	29
Home/Away Stats .....	30
Comparison Stats .....	31
Team Leaders .....	32-33
Game Highs .....	34-35
Box Scores .....	36-43

### 2011-12 OPPONENTS/MVC INFO

MVC Composite Schedule/Valley Info .....	44-45
Non-Conference Opponents .....	46-47
MVC Opponents .....	48-49

### HISTORY/RECORD BOOK

Coaching History .....	50
Year-by-Year Results .....	51-61
Year-by-Year Team Stats .....	62
Team Records/History .....	63
Series Records/Opponent Records .....	64-65
Memorable Seasons .....	66-67
All-Time Roster .....	68-69
Year-by-Year Category Leaders .....	70-71
Individual Records .....	72
Single-Game Rankings .....	73
Single-Season Rankings .....	74-75
Career Rankings .....	76-77
Honors/Awards .....	78-79
Career Totals Directory .....	80-82
CareerSports Information/Media Info .....	83

## 2011-12 SCHEDULE

Date	Opponent	Time
Nov. 1	Christian Brothers (Exh.)	7:05 p.m.
Nov. 11	at Austin Peay	7 p.m.
Nov. 17	Loyola	7:05 p.m.
Nov. 20	Chicago State	2:05 p.m.
Nov. 22	at Tennessee State	5:30 p.m.
Nov. 29	at Northern Illinois	7 p.m.
Dec. 3	SIU Edwardsville	2:05 p.m.
Dec. 8	IUPUI	7:05 p.m.
Dec. 10	at Wright State	1 p.m.
Dec. 18	at UT Martin	3 p.m.
Dec. 22	at DePaul	7 p.m.
Dec. 30	*at Illinois State	6:05 p.m.
Jan. 1	*at Indiana State	1:05 p.m.
Jan. 5	*Bradley	7:05 p.m.
Jan. 7	*Northern Iowa	5:05 p.m.
Jan. 12	*at Drake	7:05 p.m.
Jan. 14	*at Creighton	2:05 p.m.
Jan. 19	*Missouri State	7:05 p.m.
Jan. 21	*Wichita State	2:05 p.m.
Jan. 26	Murray State	7:05 p.m.
Jan. 29	*at Evansville	2 p.m.
Feb. 2	*at Northern Iowa	7 p.m.
Feb. 4	*at Bradley	2 p.m.
Feb. 9	*Drake	7:05 p.m.
Feb. 11	*Creighton	2:05 p.m.
Feb. 17	*at Wichita State	7:05 p.m.
Feb. 19	*at Missouri State	2:05 p.m.
Feb. 26	*Evansville	2:05 p.m.
March 1	*Indiana State	7:05 p.m.
March 3	*Illinois State	2:05 p.m.

### State Farm MVC Tournament

March 8-11 Family Arena — St. Charles, Mo.

All times Central

\* Indicates Missouri Valley Conference games  
Maroon indicates home games

All home games take place at SIU Arena

## QUICK FACTS

### GENERAL INFORMATION

School .....	Southern Illinois University Carbondale
City/Zip .....	Carbondale, Illinois/62901
Founded .....	1869
Enrollment .....	19,817 (Fall 2011)
Nickname .....	Salukis
School Colors .....	Maroon and White
Arena (Capacity) .....	SIU Arena (8,339)
Affiliation .....	NCAA Division I
Conference .....	Missouri Valley Conference
President .....	Dr. Glenn Poshard
Chancellor .....	Dr. Rita Cheng
Athletics Director .....	Mario Moccia
Athletics Phone .....	(618) 453-5311
Ticket Office Phone .....	(618) 453-2000

### HISTORY

First year of Women's Basketball .....	1959
All-Time Record .....	628-555 (.531)
Conf. Championships/Last .....	4/2007
NCAA Appearances/Last .....	4/1992
WNIT Appearances/Last .....	4/2007

### TEAM INFORMATION

2010-11 Overall Record .....	2-28
MVC Record .....	0-18 (10th)
Letterwinners Returning/Lost .....	7/7
Starters Returning/Lost .....	4/1

### COACHING STAFF

Head Coach .....	Missy Tiber
Alma Mater .....	West Liberty State (1994)
Record at SIU (yrs) .....	7-52 (2)
Career Record (yrs) .....	174-122 (10)
Office Phone .....	(618)453-5448
Assistant Coach .....	Adrienne Harlow
Alma Mater .....	West Liberty State (2001)
Assistant Coach .....	Stephanie Butler
Alma Mater .....	Southern Wesleyan (1998)
Assistant Coach .....	Terry Nooner
Alma Mater .....	Kansas (2000)
Graduate Assistant .....	Shantae Shank
Alma Mater .....	Tusculum (2010)
Strength Coach .....	Justin Cortez
Athletic Trainer .....	Kristin Trotter



# SIU ARENA

**S**outhern Illinois University opened up the renovated SIU Arena during the 2010-11 season. The experience of attending a Saluki game has forever changed. The old arena was serviceable, but memorable only for the action on the court – not for fan comfort or amenities.

The main entrance on the east side of the building is more than three times as big as the old entry. It features a Team Store, Hall of Fame, and a spacious area for fans to gather before entering the concourse.

Once inside the concourse, fans discover expanded concession areas, flat-screen TVs at every turn and new restrooms. A trip around the concourse is like taking a stroll down memory lane with wall-to-wall photos and graphics. From Walt Frazier to the ESPN Gameday visit, all of the historic moments in Saluki Basketball are captured and displayed.

As soon as you step inside the seating bowl, there is an overwhelming sensation of Saluki pride. The multi-colored seating of year's past has been replaced with solid maroon. Large graphics adorn each corner of the building. The sparkling new video board looks like a giant plasma TV. The roof, which was re-painted white, creates a clean, crisp setting.

Gone are the creaky, wooden bleachers. In fact, the upper bowl features some of the arena's most comfortable seats and best sight lines. It's an old cliché, but there's not a bad seat in the house.

The court itself has been resurfaced and re-painted and sports

## HOME RECORD SINCE 1977

Year	Davies		SIU	Year	Davies		SIU
	Home	Gym	Arena		Home	Gym	Arena
1977-78	5-3	5-2	0-1	1996-97	8-4	0-0	8-4
1978-79	14-0	6-0	8-0	1997-98	4-8	0-0	4-8
1979-80	7-6	3-1	4-5	1998-99	4-8	0-0	4-8
1980-81	9-3	0-0	9-3	1999-00	3-9	0-0	3-9
1981-82	8-5	0-0	8-5	2000-01	3-9	0-0	3-9
1982-83	9-4	6-1	3-3	2001-02	4-8	0-0	4-8
1983-84	11-2	11-1	0-1	2002-03	3-9	0-0	3-9
1984-85	11-3	11-3	0-0	2003-04	1-10	0-0	1-10
1985-86	11-1	11-0	0-1	2004-05	2-10	0-0	2-10
1986-87	15-0	11-0	4-0	2005-06	7-6	0-0	7-6
1987-88	10-3	0-0	10-3	2006-07	12-3	0-0	12-3
1988-89	11-3	0-0	11-3	2007-08	6-8	0-0	6-8
1989-90	10-4	0-0	10-4	2008-09	8-5	0-0	8-5
1990-91	13-1	0-0	13-1	2009-10	4-8	0-0	4-8
1991-92	11-2	0-0	11-2	2010-11	1-14	0-0	1-14
1992-93	10-3	0-0	10-3	<b>Totals</b>			
1993-94	9-4	0-0	9-4	<b>Home:</b>	264-170	(.608)	
1994-95	11-1	0-0	11-1	<b>Davies:</b>	64-8	(.889)	
1995-96	9-3	0-0	9-3	<b>SIU Arena:</b>	200-162	(.552)	



a more minimalist look. The area inside the 3-point arc was stained a darker color to off-set the rest of the court.

The renovation, which was completed in phases during a 15-month timeframe, cost \$29.9 million. It was financed with both public and private sources.

"The completion of SIU Arena is a tremendous accomplishment, and it will have a big impact on our community's economy, our university and our athletic program," said director of athletics Mario Moccia.

## LARGEST HOME CROWDS

	<u>Att.</u>	<u>Opponent</u>	<u>Date</u>
1.	3,367	vs. Missouri	November 12, 2006
2.	3,055	vs. Evansville	February 25, 2007
3.	2,969	vs. Missouri State	February 8, 2008
4.	2,512	vs. Drake	January 18, 2008
5.	2,307	vs. Bradley	February 28, 2008
6.	2,082	vs. Indiana State	February 21, 2009
7.	2,003	vs. Wichita State	January 21, 1989
8.	1,885	vs. Missouri State	March 5, 1992
9.	1,838	vs. Illinois State	February 19, 2009
10.	1,691	vs. Eastern Illinois	January 28, 1989
11.	1,623	vs. Drake	January 14, 2010
12.	1,564	vs. Missouri State	February 26, 1994
13.	1,534	vs. Missouri State	March 2, 1996
14.	1,506	vs. Evansville	February 22, 2008
*15.	1,503	vs. Drake	March 1, 1986
16.	1,502	vs. Tennessee Tech	December 19, 2006
17.	1,468	vs. Eastern Illinois	March 6, 1987
18.	1,466	vs. Missouri State	February 26, 1987
19.	1,454	vs. Drake	January 17, 2009
20.	1,411	vs. Eastern Illinois	February 7, 1987
21.	1,407	vs. UNI	February 11, 2007
22.	1,398	vs. Indiana State	January 23, 1988
23.	1,322	vs. DePaul	November 10, 2007
24.	1,301	vs. Illinois	November 23, 1991
25.	1,289	vs. UNI	March 1, 2008
26.	1,296	vs. Wichita State	March 3, 2007
27.	1,265	vs. Wichita State	March 7, 1992
	1,265	vs. Illinois State	February 20, 2010
29.	1,200	vs. Evansville	December 2, 1989
30.	1,181	vs. Western Illinois	February 9, 1991

\* Played in Davies Gym  
All other home games played at SIU Arena.

There are perks for those who have generously supported Saluki Athletics. Donors who made major gifts to Saluki Way have access to the John Cook Club Room on the upper concourse.

"Our students and our friends and neighbors throughout the region expect and deserve no less," said Chancellor Dr. Rita Cheng.



# MISSY TIBER

HEAD COACH ★ THIRD SEASON



## THE TIBER FILE

**A** proven winner, a respected recruiter and no stranger to building a program from the ground up, Missy Tiber became the eighth head coach in Southern Illinois women's basketball history on April 23, 2009. Entering her third season at the helm, Tiber looks to continue building the Salukis into a Missouri Valley Conference contender.

Tiber has established herself as a solid recruiter through two years in Carbondale, having secured a top 150 class in 2010 and a top 50 class in 2011. Notably, Tiber's 2011 class was ranked 36th nationally by ESPN HoopGurlz, putting it fourth among all teams from mid-major conferences. The 2011 class featured a four-star, top-100 player in Ariel Haynes, along with two three-star recruits in Jaleesa Armstrong and Dyana Pierre.

Two players out of the first class Tiber brought to Carbondale, Stephany Neptune and Teri Oliver, went on to earn All-MVC accolades. Neptune, who followed Tiber to SIU from Tusculum College, earned Second-Team All-MVC honors and was named the Valley Newcomer of the Year in 2010 while Oliver was named to the MVC All-Freshman team in 2010 before earning Honorable Mention All-MVC honors in 2011.

Despite the team's record in her first two years at SIU, Tiber's overall record shows she is a winner with the ability to turn around a struggling program. Prior to SIU, Tiber compiled a 167-70 (.705) record during eight years as head coach at NCAA Division II schools Tusculum College and Belmont Abbey College, which included three trips to the Division II Tournament, three conference championships and two All-American selections. In her eight seasons prior to SIU, Tiber's teams averaged 76.5 points per game and 20 wins per season in her up-tempo system.

### AT TUSCULUM COLLEGE

Tiber restored the storied Pioneers women's basketball program to prominence in just four years at the helm (2005-09). After having just one winning season in the eight years prior to her arrival, Tusculum posted four consecutive winning seasons with a .716 winning percentage under Tiber. Her last two seasons at Tusculum saw the Pioneers post back-to-back 26-win campaigns with two straight South Atlantic Conference (SAC) Championships and consecutive trips to the NCAA Division II National Tournament for the first time in program history.

Tusculum ended the 2008-09 season ranked 21st in the final USA Today/ESPN Division II Top 25 Coaches Poll after finishing with a 26-6 record and posting the program's first ever win in the NCAA Division II National Tournament. Tusculum set or tied 10 individual and team program marks in its historic 2008-09 campaign, including a school-record 73.6 percent team free throw percentage.

Following the Pioneers' 2008-09 season Stephany Neptune and Jasmine Gunn garnered First-Team All-SAC honors while Ashli Oliver earned Second-Team accolades. Gunn was also named Second-Team Daktronics All-Southeast Region and Honorable Mention WBCA Division II State Farm Coaches' All-America Team.

In 2007-08, the Pioneers enjoyed one of their finest seasons in school history as Tusculum posted a 26-5 record and won the program's first ever SAC Championship. Tusculum mounted winning streaks of 12 and 11 games during the season, as the Pioneers claimed their first 20-win season in 11 years and earned the school's first ever National Tournament berth.

Three players earned all-conference recognition following the 2007-08 campaign, including Neptune, who also became the first women's basketball player at Tusculum to earn All-America

### EDUCATION

West Liberty State, 1994  
Bachelor's, Education  
Virginia Commonwealth, 2009  
Master's, Sport Leadership

### COACHING EXPERIENCE

Southern Illinois  
Head Coach, 2009-Present  
Tusculum College  
Head Coach, 2005-2009  
Belmont Abbey College  
Head Coach, 2001-2005  
West Liberty State  
Assistant Coach, 1995-2001

### PLAYING EXPERIENCE

West Liberty State, 1991-1994  
All-WVIAC, 1994  
WVIAC All-Tournament, 1994

### ADMINISTRATIVE EXPERIENCE

Belmont Abbey College  
Senior Woman Administrator,  
2004-04

Hometown: Bellaire, Ohio  
Birth Date: July 26

recognition as she was named Honorable Mention All-America by the WBCA. The WBCA also honored Tiber, naming her Region Coach of the Year. Also earning All-SAC honors were guards Oliver and Gunn, who was selected as the SAC Freshman of the Year. The trio led the Pioneers to a 13-1 SAC record, the best in school history. The 2007-08 team finished the year nationally ranked in 10 statistical categories, including the seventh-best scoring offense in the nation at 78.7 points per game.

In 2006-07, Tusculum battled through numerous injuries to key personnel, but still posted a 16-13 record and advanced to the SAC Tournament semifinal for a second-straight year. Tiber had two players go down with knee injuries but Tusculum won four of its last five games with just eight healthy bodies, including a convincing 81-61 win over second-seeded Catawba College in the SAC Tournament quarterfinal. Tusculum's average of 8.7 three-point field goals per game led the SAC and the team established new school and conference single-season records with 252 three-pointers. Oliver paced the Pioneers' three-point attack with 3.6 treys per game (3rd in NCAA Division II), earning Second-Team All-SAC honors.

In her first season at Tusculum, Tiber took the Pioneers to new heights, leading the squad to an 18-10 showing, including a 7-7 conference record, as the Pioneers tied for second place in the SAC. The 18-10 record was a vast improvement over the team's 8-21 finish the year prior to Tiber's arrival. The 10-win improvement was the fifth-best margin in the nation in NCAA Division II. Tiber also led her young team to its first appearance in the SAC Tournament Championship. Her efforts earned

her SAC Coach of the Year honors.

Tusculum made its way into the SAC Record Book in 22 different categories under Tiber in 2005-06. Tiber built upon the talent base with a strong nucleus of freshmen, including Neptune, Oliver, Shantae Shank and Kat Spears. In her inaugural Tusculum season, five of her players earned league honors, including Second-Team All-SAC selections Chassity Martin, Amber Redding and Brooke Underwood. Neptune and Oliver were named to the SAC All-Freshman Team while Underwood led all three NCAA divisions with an average of 8.8 assists per game. As a team, TC ranked third in NCAA Division II, averaging 8.7 three-point field goals per contest.

### AT BELMONT ABBEY COLLEGE

Tiber guided the Crusaders to an 81-36 record in four years at Belmont Abbey, including a 2004-05 campaign in which the team posted a 22-8 record and advanced to the Carolinas-Virginia Athletic Conference (CVAC) Tournament championship game. The 2004-05 Crusaders averaged 8.7 three-point field goals per game, which ranked second in the nation while the team's scoring average of 84 points per game ranked fifth in the country. Tiber mentored eight all-conference selections at Belmont Abbey, including Nicole Woods, who earned NCAA Division II All-Region recognition in 2005. Woods ranked third nationally in Division II with 8.1 assists per game in 2004-05, and her scoring average of 18.5 points per game ranked 29th.

Tiber led Belmont Abbey to a 22-8 record during her first season in 2001-02, including a 16-4 mark in the conference, while capturing a share of the

CVAC Championship. That team also won the CVAC Tournament title and earned a berth to the NCAA Division II Tournament. The Crusaders went 19-10 the following year and tied for third in the conference race before falling in the CVAC Tournament quarterfinals. In 2003-04, Tiber guided Belmont Abbey to an 18-10 showing and advanced to the CVAC Tournament semifinals.

### AT WEST LIBERTY STATE

Prior to arriving at Belmont Abbey, Tiber served six years as the assistant women's basketball coach at West Liberty State, her alma mater. During her tenure at West Liberty, the Hilltoppers won three West Virginia Intercollegiate Athletic Conference (WVIAC) championships, four WVIAC Tournament titles and earned four NCAA Division II Tournament berths.

During her collegiate playing career at West Liberty, Tiber scored 926 points in her three seasons with the Hilltoppers. As a senior, she averaged 17 points per game, earning All-WVIAC honors, and was selected to the WVIAC All-Tournament squad.

A native of Bellaire, Ohio, Tiber earned her bachelor's degree in communications from West Liberty in 1994. While at Belmont Abbey, she also served as the institution's Senior Woman Administrator for the 2004-05 academic year. Tiber earned her master's degree in sport leadership from the Center for Sport Leadership at Virginia Commonwealth University in December 2009. She was inducted into the Bellaire High School Hall of Fame in 2011.

## TIBER'S COACHING RECORD

Year	School	Record	Pct.	Conf.	Pct.	Highlights
2001-02	Belmont Abbey	22-8	.733	16-4	.800	CVAC Champions/CVAC Tournament Champions/NCAA Tournament
2002-03	Belmont Abbey	18-10	.643	14-6	.700	T3rd in CVAC
2003-04	Belmont Abbey	19-10	.655	15-5	.750	CVAC Tournament Semifinal
2004-05	Belmont Abbey	22-8	.733	16-4	.800	CVAC Tournament Final
2005-06	Tusculum	18-10	.643	7-7	.500	T2nd in SAC/SAC Tournament Final
2006-07	Tusculum	16-13	.552	7-9	.438	T6th in SAC/SAC Tournament Semifinal
2007-08	Tusculum	26-5	.839	13-1	.929	SAC Champions/SAC Tournament Final/NCAA Tournament
2008-09	Tusculum	26-6	.813	13-2	.867	SAC Champions/Second Round NCAA Tournament
2009-10	Southern Illinois	5-24	.172	4-14	.222	
2010-11	Southern Illinois	2-28	.067	0-18	.000	
<b>SIU Total</b>	2 Years	7-52	.119	4-32	.111	
<b>Overall</b>	10 Years	174-122	.588	105-70	.600	



# ADRIANNE HARLOW

ASSISTANT COACH ★ THIRD SEASON

**A**drienne Harlow is in her third season as an assistant coach at Southern Illinois and her 11th season under Saluki head coach Missy Tiber.

Harlow has been coaching with Tiber for the last 10 years at SIU, Tusculum College and Belmont Abbey College. Her primary duties at SIU include recruiting and player development of the Saluki guards, as well as being the team's business manager. Harlow also has her hand in all responsibilities involved in being the first assistant.

Harlow was instrumental in a dramatic turnaround at Tusculum College, helping guide the Pioneers to four-consecutive winning campaigns, including back-to-back 26-win seasons and South Atlantic Conference Championships in 2007-08 and 2008-09.

At Belmont Abbey, Harlow helped guide the Crusaders to an average of 20 wins per season, including the 2004-05 team's 22-8 record with an appearance in the Carolinas Virginia Athletic Conference (CVAC) Tournament championship game. Her first season at Belmont Abbey was a memorable one, as the Crusaders won 22 games and captured a share of the conference championship, en route to a CVAC Tournament title and a berth to the NCAA Division II East Regional.

The Tipton, Ind., native played her collegiate career at West Liberty State College, where she was a three-time All-West Virginia Intercollegiate

Athletic Conference (WVIAC) standout. Harlow was also the NCAA Division II National Statistical Champion in assists per game twice in her career. She averaged 8.0 assists per game in 1999-2000 and averaged 8.5 per game the following season. Her 843 career assists are third all-time at West Liberty and fifth most in NCAA Division II history.

Harlow led the Hilltoppers to a pair of WVIAC Championships, three WVIAC Tournament titles and three NCAA Division II Tournament berths. She was also a three-time WVIAC All-Tournament and Second-Team NCAA All-East Region selection. In 2001, she was also selected to the Daktronics All-East Region squad and earned the WVIAC Tournament Heart and Hustle Award. Harlow ended her career with 1,005 points, 405 rebounds and finished third in program history with 185 steals and fourth in free throw percentage (74.1 percent). She was also the East Region Scholar Athlete of the Year.

In 2006, Harlow was named to the West Liberty State College Sports Hall of Fame. In March 2007, Harlow was named one of the top 25 women's basketball players in the history of the West Virginia Intercollegiate Athletic Conference.

Harlow earned a bachelor's degree in 2001 from West Liberty with a specialization in administrative mathematics. She is a certified strength and conditioning specialist and founder of Hoops Heaven Basketball Skill Development.



## THE HARLOW FILE

### EDUCATION

West Liberty State, 2001  
Bachelor's, Administrative Math

### COACHING EXPERIENCE

Southern Illinois  
Assistant Coach, 2009-Present  
Tusculum College  
Assistant Coach, 2005-2009  
Belmont Abbey College  
Assistant Coach, 2001-2005

### PLAYING EXPERIENCE

West Liberty State, 1997-2001  
All-WVIAC, 2000  
All-WVIAC, 2001  
WVIAC All-Tournament, 1999  
WVIAC All-Tournament, 2000  
WVIAC All-Tournament, 2001

### CERTIFICATION

Strength and Conditioning  
Specialist

Hometown: Tipton, Ind.  
Birth Date: Feb. 28



# STEPHANIE BUTLER

ASSISTANT COACH ★ FIRST SEASON

**S**tephanie Butler enters her first season at Southern Illinois, bringing with her 11 years experience coaching at the high school and collegiate level.

Most recently, Butler served as the head girls basketball coach at Butler High School in Matthews, N.C., where she led the Bulldogs to a combined 121-26 record from 2006-10, including a 2010 North Carolina Class 4A state championship.

At BHS, Butler was named Southwestern 4A Conference Coach of the Year three times (2006, 08, 09), as the Bulldogs won the regular season conference title in 2008 and 2009 and took the conference tournament title all five years during her tenure. She coached three McDonald's All-America nominees at Butler, including McDonald's All-American and 2011 Tennessee signee Cierra Burdick.

Prior to her tenure at BHS, Butler served as the

recruiting coordinator and assistant camp director at Division II Lander University for one season after serving two seasons as the assistant women's basketball coach and camp director at Division I Presbyterian College.

Butler had previous high school coaching stints at Gaffney High School in Gaffney, S.C. (2001-02), Byrnes High School in Duncan, S.C. (1999-2001), and Westside High School in Anderson, S.C. (1998-99). She has also spent 11 years as a physical education teacher.

A native of Seneca, S.C., Butler was a four-year starting point guard and two-year captain at Southern Wesleyan University from 1994-98. She earned her bachelor's in physical education from SWU in 1998 and is pursuing a master's in executive leadership through Gardner-Webb University.



## THE BUTLER FILE

### EDUCATION

Southern Wesleyan  
Bachelor's, Physical Education

### COACHING EXPERIENCE

Butler High School  
Head Coach, 2005-2010  
Lander University  
Recruiting Coordinator, 2004-2005  
Presbyterian College  
Assistant Coach, 2002-2004  
Gaffney High School  
Head Coach, 2001-2002  
Byrnes High School  
Assistant Coach, 1999-2001  
Westside High School  
Assistant Coach, 1998-1999

### PLAYING EXPERIENCE

Southern Wesleyan, 1994-1998

Hometown: Seneca, S.C.  
Birth Date: Sept. 28



COACHING STAFF



# TERRY NOONER

ASSISTANT COACH ★ FIRST SEASON

**T**erry Nooner enters his first year in Carbondale with seven years experience coaching high school and AAU basketball. Additionally, Nooner brings seven years experience as a basketball instructor in the Kansas City, Mo., area.

The Kansas City native has coached the girls 13U and 15U teams for the Lady Phenom AAU organization since 2007 and previously coached the Earl Watson KC Bruins 17U boys team in 2006. Nooner also coached boys basketball at Southeast High School (2002-03, 2007-08) and Raytown High School (2008-09) during his six-years of teaching special education at the two schools.

In addition, Nooner has served as president

of KC Pro Am Inc., a nonprofit organization that provides basketball instruction, since 2007, and has served as a personal basketball instructor at the Jewish Community Center of Greater Kansas City since 2006. He has been involved in training NBA players Chauncey Billups, Tyronn Lue and Billy Thomas as well as several collegiate players.

Nooner was a four-year player at the University of Kansas, where he was the team captain during his senior season in 1999-2000. He holds two degrees from KU, including a bachelor's degree in African and African American Studies (2000) and a master's in sport administration (2002). Nooner has also completed credits toward a master's in special education from the University of Missouri Kansas City.



## THE NOONER FILE

### EDUCATION

Kansas, 2001

Bachelor's, Liberal Arts & Sciences

Kansas, 2002

Master's, Sport Administration

### COACHING EXPERIENCE

Lady Phenom (AAU)

Head Coach, 2007-2011

Raytown High School

Assistant Coach (Boys), 2008-2009

Southeast High School

Head Coach (Boys), 2007-2008

Assistant Coach (Boys), 2002-2003

Earl Watson KC Bruins (AAU)

Head Coach (Boys), 2006

### PLAYING EXPERIENCE

Kansas, 1996-2000

### INSTRUCTION EXPERIENCE

K.C. Pro Am Inc.

President, 2007-2011

Jewish Community Center of Greater Kansas City

Personal Instructor, 2006-2011

Hometown: Kansas City, Mo.

Birth Date: Nov. 12



**S**hantae Shank enters her first season as a graduate assistant with Saluki women's basketball.

Shank's coaching background includes serving as the associate girls coach of the NC Flight AAU team from 2009-2011 as well as serving as the student assistant coach at Tusculum College during the 2009-10 season.

Shank received her bachelor's degree in sport management from Tusculum in 2010. She was a four-year player at TC under SIU head coach Missy Tiber from 2005-09.

At TC, Shank was a key player in the Pioneers' back-to-back South Atlantic Conference



# SHANTAE SHANK

GRADUATE ASSISTANT ★ FIRST SEASON

championship campaigns during her junior and senior seasons. Shank scored 938 points in four years, averaging more than eight points per game.

She finished seventh in school history in career steals and ninth in career assists.

**K**ristin Trotter has served as assistant athletic trainer for Saluki Athletics since 2007. She works directly with the women's basketball and men's and women's golf teams and is the supervising athletic trainer for the softball and swimming and diving teams. She is also an approved clinical instructor in the SIU undergraduate athletic training program.

Trotter is originally from Robinson, Ill. and earned a bachelor's degree in athletic training from Millikin University. While at Millikin, she played for the basketball team that won a Division III NCAA National Championship in 2005.



# KRISTIN TROTTER

ATHLETIC TRAINER ★ FOURTH SEASON

She went on to earn her master's degree at Eastern Illinois University and was a graduate

assistant athletic trainer with the track and field and cross country teams.

**J**ustin Cortez enters his first year as a graduate assistant strength coach for Saluki Athletics. He will work primarily with the Saluki women's basketball team.

Cortez earned a bachelor's degree in kinesiology from Southern Indiana in December 2010. While at USI, he worked as a strength coach with Screaming Eagle men's basketball during the 2009-10 season. Cortez also worked as the head trainer at Sports Acceleration in his hometown of Evansville, Ind. prior to coming to SIU.

Cortez is a member of the National Strength and Conditioning Association and carries CPR/First Aid certification.



# JUSTIN CORTEZ

STRENGTH COACH ★ FIRST SEASON



# CHARNISE MITCHELL

## 15

Senior ★ 6-1 ★ Forward

Florence, Ala. ★ Northwest Shoals CC

*"Charnise is an athletic four spot. She has great jumping ability which allows her to drive to the basket and finish well. She has a high motor and that will be needed for our rebounding efforts and in transition. As the lone senior, we also need her to bring that experienced, older mentality." — Coach Missy Tiber*

### At Southern Illinois 2010-11 (Junior Season)

Appeared in 26 games, making eight starts • averaged 5.3 points and 4.8 rebounds per game • was one of team's most consistent scorers in non-conference play • scored in double figures in six games, including season-best 13 points Dec. 10 at IUPUI • posted two double-doubles, including 12 points and career-best 13 rebounds Dec. 20 at Purdue • attempted second-most free throws on the team with 90.

### At Northwest Shoals CC 2009-10 (Sophomore Season)

Averaged 11.1 points and 7.1 rebounds per contest, shooting 45 percent from the field in 29 games at Northwest Shoals • Alabama Community College Conference Northern First Team as a sophomore • picked Second-Team All-Region 22 and named to the ACCC All-Tournament Team and the ACCC All-Star Game.

### At Northeast Mississippi CC 2008-09 (Freshman Season)

Averaged 7.7 points and 6.3 boards, shooting 58 percent from the field in 18 games • played one season with former Saluki teammate Eboni Crayton.

### Personal

Majoring in radio-television • parents are Percy and Cheryl Mitchell • has two brothers, Drey and Devin Mitchell • birthday is Sept. 1, 1990.



## CAREER HIGHS

Points	13	at IUPUI (12/10/10)
Rebounds	13	at Purdue (12/20/10)
Offensive Rebounds	8	at Purdue (12/20/10)
Defensive Rebounds	7	vs. Tennessee State (11/16/10)
Assists	4	at Vanderbilt (12/7/10)
Steals	2	vs. Bradley (2/19/11)
Blocked Shots	2	vs. Saint Louis (12/2/10)
Field Goals Made	5	at IUPUI (12/10/10)
Field Goals Attempted	12	3x, last at IUPUI (12/10/10)
3-Pointers Made	1	vs. Saint Louis (12/2/10)
3-Pointers Attempted	2	3x, last vs. Saint Louis (12/2/10))
Free Throws Made	6	2x, last vs. Creighton (1/8/11)
Free Throws Attempted	10	at Wichita State (1/2/11)
Minutes Played	35	2x, last vs. Austin Peay(11/28/10)

## CAREER STATS

Year	GP-GS	Min/Avg	---- Total ----		--- 3-Point ---		FT-FTA		----- Rebounds -----			PF-FO	Ast	TO	Blk	Stl	Pts/Avg
			FG-FGA	Pct	G-FGA	Pct	Pct	Off-Def	Tot	Avg							
2010-11	26-8	565/21.7	42-115	.365	1-8	.125	53-90	.589	35-89	124	4.8	54-0	19	57	4	8	138/5.3



## MITCHELL GAME BY GAME

### 2010-11 SEASON

Opponent	FG-A	3FG-A	FT-A	Off	Def	TReb	PF	TP	A	TO	Blk	S	Min
UT Martin	2-6	0-2	4-6	3	2	5	4	8	1	2	0	1	28
Tennessee State	3-12	0-2	5-7	3	7	10	3	11	0	2	0	0	35
Northern Illinois	2-4	0-0	2-2	0	6	6	1	6	0	3	0	0	28
at Western Michigan	1-6	0-0	2-8	2	6	8	3	4	0	1	0	0	25
Austin Peay	3-3	0-0	6-8	0	6	6	4	12	0	2	1	1	35
Saint Louis	4-12	1-2	3-6	1	1	2	4	12	0	1	2	0	33
at Vanderbilt	3-6	0-0	0-0	1	5	6	3	6	4	1	0	0	25
at IUPUI	5-12	0-0	3-3	2	5	7	3	13	1	3	0	0	29
Wright State	0-3	0-0	0-0	0	3	3	0	0	1	2	0	0	23
at Murray State	4-5	0-0	0-1	0	5	5	4	8	2	5	0	1	20
at Purdue	4-10	0-0	4-5	8	5	13	1	12	0	9	0	0	25
at Missouri State	0-1	0-0	0-0	0	0	0	0	0	0	1	0	0	4
at Wichita State	1-2	0-0	5-10	5	6	11	4	7	0	2	0	0	28
Drake	1-3	0-0	3-6	1	6	7	3	5	0	4	0	0	28
Creighton	2-7	0-1	6-9	1	3	4	3	10	1	1	0	0	28
at Evansville	-	-	-	-	-	Did Not Play	-	-	-	-	-	-	-
at Bradley	1-4	0-0	3-4	1	4	5	1	5	2	7	0	1	30
at Northern Iowa	-	-	-	-	-	Did Not Play	-	-	-	-	-	-	-
Illinois State	0-0	0-0	0-0	0	0	0	0	0	0	1	0	0	2
Indiana State	0-2	0-0	0-0	0	1	1	1	0	0	2	0	0	9
at Creighton	1-3	0-0	2-4	0	3	3	1	4	1	1	1	0	20
at Drake	-	-	-	-	-	Did Not Play	-	-	-	-	-	-	-
Evansville	0-1	0-0	0-0	0	0	0	1	0	0	0	0	1	5
Northern Iowa	-	-	-	-	-	Did Not Play	-	-	-	-	-	-	-
Bradley	1-2	0-0	1-4	0	1	1	2	3	0	0	0	2	11
at Indiana State	0-0	0-0	0-0	0	1	1	0	0	0	1	0	0	8
at Illinois State	1-1	0-0	1-1	0	1	1	0	3	0	0	0	0	6
Wichita State	0-1	0-0	2-4	1	3	4	2	2	2	0	0	0	20
Missouri State	1-3	0-1	1-2	4	4	8	4	3	3	5	0	1	33
Indiana State	2-6	0-0	0-0	2	5	7	2	4	1	0	0	0	27



# TERI OLIVER

22

Junior ★ 5-9 ★ Guard

Kokomo, Ind. ★ Taylor HS

*"Teri has really grown up and realizes her role as an upperclassman and leader. This role will be so important to our team as we continue to build the program. As the returning leading scorer and a two-year starter, it's of utmost importance to have that stability as we move forward. We will look for her to knock down perimeter shots as well as be an overall scoring threat."* — Coach Missy Tiber

### At Southern Illinois

#### 2010-11 (Sophomore Season)

Named Honorable Mention All-Missouri Valley Conference • appeared in 27 games with 25 starts • led the team and ranked ninth in the MVC with an average of 13.0 points per game • ranked fifth in the MVC with an average of 14.7 points per game in conference play • led the team and ranked fourth in the MVC with an average of 34.1 minutes per game • scored a career-high 26 points March 3 against Wichita State • scored 20 or more points in three of last four games of the season • ranked second in the MVC with an average of 2.6 made 3-pointers per game • scored in double figures in 17 of 26 games • made 71 3-pointers, which ranks fourth in school history for a single season • ranks second in school history and fifth in MVC history for 3-point attempts in a season with 237 • led the team with 91 free throw attempts • led regular players with free throw percentage of 75.8 percent (69-for-91) • made three or more 3-pointers in 16 games • recorded season-best seven rebounds three times • led the team with 32 steals • ranked second on the team with 52 assists • recorded career-best five assists twice.

#### 2009-10 (Freshman Season)

Named to the MVC All-Freshman Team • ranked second on the team in scoring with an average 13.1 points per game, which led all MVC freshmen • led the team with 37 total steals and ranked second with 74 3-pointers • ranked third in the MVC with an average of 2.6 3-pointers made per game • also ranked second on the team with a 3-point shooting percentage of 32.7 percent and a free throw percentage of 78.8 percent • averaged 3.9 rebounds per game.

### At Taylor High School

Helped lead Taylor High School to a combined 53-26 record in her four seasons • averaged 18.6 points, 5.3 rebounds and 3.8 assists, shooting 90 percent from the free throw line to earn Kiwanis Most Valuable Player, Second-Team All-State, Hoosier Basketball Magazine All-State and All-State IBCA All-State High Honorable Mention • left Taylor third all-time in scoring, also breaking single-season records for points in a season (461) and season free throw percentage (90 percent) • as a junior, averaged 20.0 points, 6.7 boards and 3.9 assists to earn First-Team All-Conference, All-Area and IBCA All-State Honorable Mention honors • as a sophomore, earned First-Team All-Conference and All-Area, averaging 14.0 points, 5.6 boards and 2.6 assists per game.

### Personal

Full name is Teri Lenette Oliver • majoring in sport administration • has two older sisters, Ashli and Brittini, who both played for Saluki head coach Missy Tiber at Tusculum College • born Nov. 7, 1990 in Lubbock, Texas • daughter of Anthony and Lori Oliver.

## CAREER HIGHS

Points	26	vs. Wichita State (3/3/11)
Rebounds	8	at Arkansas State (12/22/09)
Offensive Rebounds	2	4x, last at W. Michigan (11/24/10)
Defensive Rebounds	7	2x last at Creighton (2/3/11)
Assists	5	2x last vs. Creighton (1/8/11)
Steals	5	vs. Evansville (1/2/10)
Blocked Shots	1	12x, last vs. Bradley (2/19/11)
Field Goals Made	9	at Missouri State (2/26/10)
Field Goals Attempted	25	at Indiana State (2/25/11)
3-Pointers Made	7	at Missouri State (2/26/10)
3-Pointers Attempted	18	vs. Missouri State (3/5/11)
Free Throws Made	9	at Illinois State (2/27/11)
Free Throws Attempted	12	vs. Wichita State (3/3/11)
Minutes Played	40	9x, last vs. Indiana State 3/10/11)

## CAREER STATS

Year	GP-GS	Min/Avg	---- Total ----		---- 3-Point ----		FT-FTA	Pct	----- Rebounds -----			PF-FO	Ast	TO	Blk	Stl	Pts/Avg
			FG-FGA	Pct	G-FGA	Pct			Off-Def	Tot	Avg						
2009-10	28-28	964/34.4	121-350	.346	74-226	.327	52-66	.788	17-84	101	3.6	77-1	33	60	8	37	368/13.1
2010-11	27-25	921/34.1	105-350	.300	71-237	.300	69-91	.758	23-74	97	3.6	66-0	52	91	8	32	350/12.0
TOTAL	55-53	1885/34.3	226-700	.323	145-463	.313	121-157	.771	40-158	198	3.6	143-1	85	151	16	69	718/13.1



## OLIVER GAME BY GAME

### 2010-11 SEASON

Opponent	FG-A	3FG-A	FT-A	Off	Def	TReb	PF	TP	A	TO	Blk	S	Min
UT Martin	5-18	4-15	3-4	1	3	4	4	17	0	3	1	2	40
Tennessee State	1-7	0-3	4-6	1	4	5	1	6	0	2	0	1	33
Northern Illinois	4-8	3-4	0-0	1	1	2	0	11	5	2	0	1	29
at Western Michigan	5-13	5-10	0-0	2	4	6	3	15	2	4	0	0	35
Austin Peay	0-6	0-4	0-0	0	1	1	1	0	3	2	1	0	19
Saint Louis	2-9	0-3	2-3	2	3	5	0	6	3	3	0	1	32
at Vanderbilt	4-10	3-6	2-2	1	3	4	2	13	0	3	0	1	33
at IUPUI	4-10	2-4	4-6	2	3	5	4	14	0	5	1	3	39
Wright State	4-12	3-11	1-1	0	4	4	2	12	3	3	0	1	26
at Murray State	4-15	2-8	0-0	2	4	6	1	10	4	2	0	3	39
at Purdue	2-8	1-5	1-2	0	2	2	4	6	1	5	0	1	30
at Missouri State	4-18	3-14	3-4	1	0	1	4	14	2	5	0	1	32
at Wichita State	5-13	2-7	4-4	0	5	5	2	16	1	4	0	0	39
Drake	3-7	3-7	0-0	0	1	1	2	9	0	0	0	1	18
Creighton	3-9	3-9	0-0	1	0	1	1	9	5	1	0	2	30
at Evansville	-	-	-	-	-	Did Not Play	-	-	-	-	-	-	-
at Bradley	-	-	-	-	-	Did Not Play	-	-	-	-	-	-	-
at Northern Iowa	-	-	-	-	-	Did Not Play	-	-	-	-	-	-	-
Illinois State	3-10	1-4	3-6	1	3	4	3	10	1	5	1	1	26
Indiana State	5-23	5-15	2-2	2	5	7	2	17	1	0	1	1	37
at Creighton	7-13	4-10	0-0	0	7	7	1	18	1	2	0	1	38
at Drake	3-11	3-10	2-2	0	1	1	3	11	4	1	1	2	35
Evansville	3-13	3-9	0-0	0	5	5	4	9	3	6	0	0	39
Northern Iowa	2-7	1-5	3-4	0	4	4	2	8	2	3	0	1	37
Bradley	2-8	2-7	2-2	1	2	3	3	8	0	5	1	1	37
at Indiana State	8-25	6-15	3-4	1	0	1	3	25	2	5	0	0	40
at Illinois State	3-14	2-10	9-11	0	3	3	4	17	4	6	0	1	38
Wichita State	8-20	3-9	7-12	0	2	2	3	26	1	6	0	3	40
Missouri State	6-22	4-18	7-8	0	1	1	4	23	1	5	1	1	40
Indiana State	5-21	3-15	7-8	4	3	7	3	20	3	2	0	2	40

### 2009-10 SEASON

Opponent	FG-A	3FG-A	FT-A	Off	Def	TReb	PF	TP	A	TO	Blk	S	Min
at Saint Louis	3-12	2-8	2-2	0	0	0	4	10	0	3	1	0	26
Vanderbilt	5-14	2-11	4-6	1	3	4	2	16	3	3	0	2	27
at Northern Illinois	7-19	6-13	0-0	1	1	2	3	20	2	2	0	0	39
W. Michigan	4-12	1-8	1-1	1	6	7	4	10	4	1	0	1	33
vs. Texas A&M	6-9	4-7	2-3	0	2	2	2	18	0	1	0	1	37
vs. Colorado State	3-10	2-8	4-4	0	5	5	3	12	3	3	1	3	35
at Tennessee Tech	5-13	2-7	3-4	0	5	5	2	15	0	3	0	2	38
Murray State	3-11	1-7	2-2	1	1	2	3	9	0	1	0	0	34
at Arkansas State	4-16	3-13	0-1	1	7	8	1	11	3	0	0	1	37
at Green Bay	3-12	2-8	0-0	1	3	4	4	8	2	3	0	1	32
Evansville	5-12	3-8	4-4	0	4	4	2	17	0	2	1	5	36
at Northern Iowa	1-9	1-5	0-0	2	3	5	2	3	0	1	0	0	37
at Bradley	6-10	5-6	0-0	1	1	2	4	17	0	0	0	2	26
Drake	8-14	6-9	3-4	0	4	4	2	25	0	1	1	3	37
Creighton	1-5	0-2	6-8	1	3	4	3	8	0	0	0	0	35
at Illinois State	4-9	1-4	2-2	2	4	6	4	11	2	2	0	1	21
at Indiana State	5-15	4-10	3-4	0	4	4	3	17	0	4	0	1	35
Missouri State	8-13	6-9	2-3	0	2	2	2	24	1	3	1	2	40
Wichita State	4-11	0-5	2-2	0	3	3	3	10	4	1	1	2	40
Northern Iowa	1-7	0-4	0-0	2	1	3	2	2	1	1	0	1	26
Bradley	5-12	2-7	0-0	0	2	2	0	12	0	5	1	3	37
at Creighton	4-17	1-6	6-6	0	3	3	3	15	0	1	0	1	40
at Drake	4-14	3-9	0-1	0	3	3	3	11	1	4	0	0	33
Indiana State	6-18	4-14	2-2	0	4	4	4	18	0	2	0	0	37
Illinois State	-	-	-	-	-	Did Not Play	-	-	-	-	-	-	-
at Missouri State	9-20	7-14	0-0	0	3	3	2	25	0	3	0	1	40
at Wichita State	3-9	2-7	1-2	1	3	4	4	9	3	7	0	0	38
at Evansville	1-11	1-7	0-1	1	2	3	1	3	4	2	0	4	39
vs. Indiana State	3-16	3-10	3-4	1	2	3	3	12	0	1	1	0	29



PLAYERS



# JORDYN COURIER

## 23

Sophomore ★ 6-0 ★ Guard/Forward

Delavan, Wis. ★ Big Foot HS

*"Jordyn is a taller guard who will probably have to spend some time at the four position. She will be called upon to stretch the defense with her outside shooting ability. She really worked on her 3-point shooting consistency this offseason and you can see the results of her efforts." — Coach Missy Tiber*

### At Southern Illinois

2010-11 (Freshman Season)

Played in 23 games, averaging 8.1 minutes and 1.7 points per game • made one start Feb. 25 at Indiana State • scored nine points Feb. 17 against Northern Iowa and career-best 11 points Feb. 19 against Bradley in consecutive games.

### At Big Foot High School

Was a four year letter winner and starter • team captain her senior year • named First-Team All-Conference and All-Walworth County teams all four years • scored more than 1,100 total career points and 676 career rebounds • averaged 12.8 points, 7.0 rebounds and 5.0 blocks per game as a junior • first basketball player from her high school to sign with a Div. I school.

### Personal

Full name is Jordyn Alexandra Courier • majoring in special education • daughter of Wes Courier Jr. and Deana Courier • has one brother and three sisters • born July 15, 1992 in Aurora, Ill.



## CAREER HIGHS

Points	11	vs. Bradley (2/19/11)
Rebounds	2	4x, last vs. Bradley (2/19/11)
Offensive Rebounds	2	vs. Tennessee State (11/16/10)
Defensive Rebounds	2	2x, last vs. Bradley (2/19/11)
Assists	1	4x, last vs. Indiana State (3/10/11)
Steals	1	4x, last vs. Bradley (2/19/11)
Blocked Shots	1	2x, last vs. Wichita State (3/3/11)
Field Goals Made	3	2x, last vs. Bradley (2/19/11)
Field Goals Attempted	8	2x, last vs. Bradley (2/19/11)
3-Pointers Made	2	2x, last vs. Bradley (2/19/11)
3-Pointers Attempted	6	vs. Bradley (2/19/11)
Free Throws Made	3	vs. Bradley (2/19/11)
Free Throws Attempted	4	vs. Bradley (2/19/11)
Minutes Played	24	vs. Northern Iowa (2/17/11)

## CAREER STATS

Year	GP-GS	Min/Avg	--- Total ---		--- 3-Point ---		FT-FTA		---- Rebounds ----			PF-FO	Ast	TO	Blk	Stl	Pts/Avg
			FG-FGA	Pct	G-FGA	Pct	Pct	Off-Def	Tot	Avg							
2010-11	23-1	187/8.1	13-50	.260	9-36	.250	4-10	.400	6-7	13	0.6	22-0	5	18	2	5	39/1.7



## COURIER GAME BY GAME

### 2010-11 SEASON

Opponent	FG-A	3FG-A	FT-A	Off	Def	TReb	PF	TP	A	TO	Blk	S	Min
UT Martin	-	-	-	-	-	Did Not Play	-	-	-	-	-	-	-
Tennessee State	0-4	0-3	0-0	2	0	2	1	0	0	0	0	0	6
Northern Illinois	0-0	0-0	0-0	0	0	0	0	0	0	0	0	0	>1
at Western Michigan	0-0	0-0	0-0	0	0	0	1	0	0	0	0	0	2
Austin Peay	-	-	-	-	-	Did Not Play	-	-	-	-	-	-	-
Saint Louis	0-2	0-2	0-0	0	0	0	0	0	0	0	0	0	2
at Vanderbilt	2-4	0-1	0-0	0	2	2	1	4	1	1	0	0	18
at IUPUI	0-0	0-0	0-0	0	0	0	0	0	0	1	0	0	3
Wright State	-	-	-	-	-	Did Not Play	-	-	-	-	-	-	-
at Murray State	0-0	0-0	0-0	0	0	0	0	0	0	0	0	0	2
at Purdue	1-3	1-3	0-0	1	0	1	2	3	0	1	0	0	11
at Missouri State	0-1	0-0	0-0	0	0	0	0	0	0	1	0	0	1
at Wichita State	-	-	-	-	-	Did Not Play	-	-	-	-	-	-	-
Drake	-	-	-	-	-	Did Not Play	-	-	-	-	-	-	-
Creighton	-	-	-	-	-	Did Not Play	-	-	-	-	-	-	-
at Evansville	0-0	0-0	0-0	0	0	0	0	0	0	1	0	1	2
at Bradley	1-3	1-2	0-0	0	1	1	0	3	0	4	0	0	12
at Northern Iowa	0-1	0-1	0-0	0	0	0	0	0	0	0	0	0	3
Illinois State	-	-	-	-	-	Did Not Play	-	-	-	-	-	-	-
Indiana State	0-1	0-1	0-0	0	0	0	0	0	0	0	0	1	7
at Creighton	0-1	0-1	0-0	0	0	0	0	0	0	0	0	1	17
at Drake	0-0	0-0	0-0	0	0	0	1	0	1	1	0	0	9
Evansville	1-5	1-4	0-2	1	1	2	4	3	0	2	0	0	17
Northern Iowa	3-8	2-5	1-2	1	0	1	2	9	0	2	1	0	24
Bradley	3-8	2-6	3-4	0	2	2	3	11	1	2	0	1	18
at Indiana State	0-3	0-2	0-0	0	0	0	3	0	0	2	0	0	10
at Illinois State	1-2	1-2	0-0	0	1	1	2	3	0	0	0	0	10
Wichita State	0-2	0-0	0-0	0	0	0	0	0	0	0	1	0	11
Missouri State	0-1	0-1	0-2	0	0	0	1	0	1	0	0	1	8
Indiana State	1-1	1-1	0-0	1	0	1	1	3	1	0	0	0	9





# SIDNEY GOINS

## 32

Sophomore ★ 5-7 ★ Guard

Morristown, Tenn. ★ Hamblen Morristown West HS

*"Sidney has shown great strides from a year ago. She was still recovering from ACL surgery throughout the year although she played. She's back to her old form and improved her outside shooting ability along the way. Her athleticism, speed in the open court and finishing ability are all back and the experience from last year will help her and us this year."*

— Coach Missy Tiber

### At Southern Illinois

#### 2010-11 (Freshman Season)

Made 15 starts in 28 appearances, averaging 21.7 minutes per game • played fourth-most minutes on team • averaged 6.1 points per game, ranking fourth on the team and first among freshmen • averaged 2.1 rebounds per game and recorded 26 assists and 12 steals • played her best during Southern's non-conference slate, including outings of 22 points Nov. 28 against Austin Peay, 21 points Dec. 7 at Vanderbilt and 16 points Dec. 14 against Wright State • posted two of team's top five single-game point totals • one of two players on the team with multiple 20-point games • ranked third on team with .281 3-point percentage • ranked third on team with 25 made 3-pointers • made five 3-pointers twice (vs. Austin Peay and Wright State) • pulled down five or more rebounds four times.

### At Morristown West

Senior season, led her team to a 30-2 record and a second-place finish at the state tournament • scored more than 1,000 points in her career • averaged 14 points, 7 rebounds, and 3 assists her senior season • helped lead her high school team to a 30-2 record as a junior, earning All-Conference

and All-Region honors, including All-Region Most Valuable Player • averaged 17 points and 7 rebounds during her junior season • as a sophomore, helped her team to a sub-state appearance averaging 16 points and 9 boards per game • also named All-State in track and field, earning honors in both the high jump and 4x200-meter relay.

### Personal

Full name is Sidney Doreann Goins • majoring in political science • daughter of Isadore Hall and Teresa Goins • has one brother • born Nov. 5, 1991 in Morristown, Tenn.

## CAREER HIGHS

Points	22	vs. Austin Peay (11/28/10)
Rebounds	6	2x, last at Creighton (2/3/11)
Offensive Rebounds	3	vs. Tennessee State (11/16/10)
Defensive Rebounds	6	at Creighton (2/3/11)
Assists	3	4x, last at Illinois State (2/27/11)
Steals	2	2x, last vs. Saint Louis (12/2/10)
Blocked Shots	1	4x, last at Illinois State (2/27/11)
Field Goals Made	8	vs. Austin Peay (11/28/10)
Field Goals Attempted	15	2x, last at Missouri State (12/31/10)
3-Pointers Made	5	2x, last vs. Wright State (12/14/10)
3-Pointers Attempted	8	2x, last vs. Wright State (12/14/10)
Free Throws Made	4	3x, last at Creighton (2/3/11)
Free Throws Attempted	4	3x, last at Creighton (2/3/11)
Minutes Played	39	at Evansville (1/15/11)



## CAREER STATS

Year	GP-GS	Min/Avg	---- Total ----		--- 3-Point ---		----- Rebounds -----			PF-FO	Ast	TO	Blk	Stl	Pts/Avg		
			FG-FGA	Pct	G-FGA	Pct	FT-FTA	Pct	Off-Def							Tot	Avg
2010-11	28-15	608/21.7	65-181	.359	25-89	.281	16-24	.667	17-42	59	2.1	42-2	26	71	4	12	171/6.1



## GOINS GAME BY GAME

### 2010-11 SEASON

Opponent	FG-A	3FG-A	FT-A	Off	Def	TReb	PF	TP	A	TO	Blk	S	Min
UT Martin	0-1	0-0	0-0	0	1	1	0	0	0	2	0	0	11
Tennessee State	2-5	0-3	0-0	3	0	3	0	4	0	1	0	0	18
Northern Illinois	3-5	1-3	0-2	1	0	1	2	7	0	3	0	2	20
at Western Michigan	1-5	1-3	0-0	2	4	6	0	3	0	2	0	0	17
Austin Peay	8-11	2-4	4-4	2	3	5	1	22	2	2	0	0	24
Saint Louis	2-5	0-3	2-2	0	3	3	1	6	2	1	0	2	20
at Vanderbilt	8-15	5-8	0-1	1	3	4	1	21	3	1	0	0	37
at IUPUI	1-6	0-2	0-0	0	3	3	1	2	0	3	1	1	25
Wright State	5-11	5-8	1-2	2	2	3	1	16	2	3	1	0	29
at Murray State	3-5	2-3	0-0	1	0	1	1	8	2	2	0	0	26
at Purdue	0-4	0-3	0-0	0	2	2	3	0	1	0	0	0	22
at Missouri State	4-15	1-6	0-2	0	2	2	1	9	1	3	1	0	34
at Wichita State	3-5	0-2	1-2	0	1	1	2	7	0	1	0	0	26
Drake	2-8	1-4	0-0	1	1	2	0	5	1	1	0	1	24
Creighton	2-4	1-3	0-0	0	0	0	0	5	1	2	0	0	18
at Evansville	2-6	1-3	0-0	2	3	5	5	5	3	9	0	1	39
at Bradley	1-5	1-3	0-1	0	1	1	1	3	0	1	0	0	14
at Northern Iowa	1-6	0-3	4-4	0	1	1	4	6	2	4	0	0	26
Illinois State	2-9	1-4	0-0	0	0	0	1	5	0	1	0	1	25
Indiana State	1-3	0-2	0-0	0	0	0	1	2	0	2	0	0	6
at Creighton	2-12	0-2	4-4	0	6	6	2	8	3	8	0	1	31
at Drake	0-0	0-0	0-0	0	1	1	1	0	0	2	0	1	8
Evansville	3-3	0-0	0-0	1	0	1	1	6	0	3	0	0	12
Northern Iowa	2-7	1-3	0-0	0	2	2	1	5	0	4	0	0	28
Bradley	2-6	1-5	0-0	0	0	0	3	5	0	2	0	1	12
at Indiana State	4-10	1-3	0-0	0	0	0	3	9	0	2	0	1	21
at Illinois State	1-7	0-5	0-0	0	2	2	5	2	3	4	1	0	26
Wichita State	0-2	0-1	0-0	1	1	2	0	0	0	2	0	0	9
Missouri State	-	-	-	-	-	-	-	-	-	-	-	-	-
Indiana State	-	-	-	-	-	-	-	-	-	-	-	-	-



# BROOKE LEMAR



Sophomore ★ 5-6 ★ Point Guard

Canyon Country, Calif. ★ Canyon HS

*"Brooke transformed herself this off season into exactly the type of point guard that is required of our system. Everything about her game has improved from quickness to shooting to driving to the basket. Her leadership and work ethic will be vital to our success."*

— Coach Missy Tiber

### At Southern Illinois

#### 2010-11 (Freshman Season)

Appeared in all 30 games for the Salukis, starting 28 at point guard • led the team with 968 minutes played for an average of 32.3 per game • finished the season with 135 assists, which ranks eighth in school history for a single season • averaged 4.5 assists per game, which ranked third in the MVC • dished out five or more assists in 18 games • recorded a career-best 10 assists Feb. 25 at Indiana State • ranked second in the conference with an average of 4.8 assists per game in MVC play • averaged 4.4 points and 3.1 rebounds per game • scored in double figures in four games, including a season-high 12 Feb. 19 against Bradley • 86 of her 89 rebounds for the season were defensive boards.

Team in her senior season while averaging 14.9 points, 5.1 assists, and 2.7 steals per game • averaged 14.8 points and 5.5 assists per game as a junior leading her team to an 18-10 record, earning First-Team All-Santa Clarita Valley All-Area and First-Team All-League honors • as a sophomore earned First-Team All-Area honors and First-Team All-League • two-time Canyon High School Most Valuable Player • with her AAU team earned MVP honors at both the Adidas Super 64 National Championship and Adidas Summertime Invitational in 2008.

### Personal

Daughter of John and Laura LeMar • major is undecided • has one sister and two brothers, one of which is a twin • born Dec. 21, 1991 in Riverside, Calif.

### At Canyon High School

McDonald's All-America nominee • ESPN Hoopgurlz ranked Top-100 guard for 2010 • helped lead her team to the first Foothill League title since 1973 in her senior season • Led the team in assists each of her four seasons • named Foothill League Player of the Year, All-SVC Player of the Year, All-CIF Southern Section Div II-AA First-Team, Daily News All-Area First-



## CAREER HIGHS

Points	12	vs. Bradley (2/19/11)
Rebounds	7	3x, last vs. Indiana State (1/29/11)
Offensive Rebounds	1	2x, last at Murray State (12/18/10)
Defensive Rebounds	7	3x, last vs. Indiana State (1/29/11)
Assists	10	at Indiana State (2/25/11)
Steals	4	vs. UT Martin (11/12/10)
Blocked Shots	1	at Creighton (2/3/11)
Field Goals Made	5	vs. Drake (1/6/11)
Field Goals Attempted	13	vs. Drake (1/6/11)
3-Pointers Made	3	vs. Wright State (12/14/10)
3-Pointers Attempted	7	vs. Wright State (12/14/10)
Free Throws Made	9	vs. Bradley (2/19/11)
Free Throws Attempted	12	vs. Bradley (2/19/11)
Minutes Played	40	10x, last vs. Indiana State 3/10/11)

## CAREER STATS

Year	GP-GS	Min/Avg	---- Total ----		--- 3-Point ---		FT-FTA		----- Rebounds -----			PF-FO	Ast	TO	Blk	Stl	Pts/Avg
			FG-FGA	Pct	G-FGA	Pct	Pct	Off-Def	Tot	Avg							
2010-11	30-28	968/32.3	43-142	.303	9-33	.273	38-54	.704	4-89	93	3.1	74-0	135	176	1	29	133/4.4



## LEMAR GAME BY GAME

### 2010-11 SEASON

Opponent	FG-A	3FG-A	FT-A	Off	Def	TReb	PF	TP	A	TO	Blk	S	Min
UT Martin	3-9	0-3	1-2	1	0	1	3	7	5	3	0	4	30
Tennessee State	2-5	0-1	1-2	0	6	6	1	5	2	8	0	0	27
Northern Illinois	1-1	0-0	2-2	0	0	0	3	4	3	6	0	0	23
at Western Michigan	2-7	1-2	2-2	0	2	2	2	7	6	11	0	0	30
Austin Peay	3-8	0-1	4-6	0	4	4	2	10	6	3	0	1	32
Saint Louis	0-2	0-0	0-0	0	1	1	0	0	0	6	0	0	17
at Vanderbilt	0-0	0-0	0-0	0	1	1	1	0	2	1	0	0	11
at IUPUI	0-1	0-0	0-1	0	1	1	1	0	6	3	0	1	23
Wright State	3-7	3-7	0-0	0	7	7	3	9	6	5	0	2	40
at Murray State	0-4	0-1	2-3	1	5	6	3	2	5	8	0	1	34
at Purdue	1-6	0-3	1-3	0	3	3	2	3	3	4	0	1	40
at Missouri State	3-7	1-1	0-0	0	7	7	1	7	6	5	0	1	40
at Wichita State	1-6	0-0	0-0	0	1	1	2	2	7	10	0	0	37
Drake	5-13	0-2	0-1	0	5	5	4	10	5	2	0	1	40
Creighton	0-4	0-2	2-2	0	5	5	2	2	6	9	0	0	36
at Evansville	1-1	1-1	0-0	0	0	0	1	3	2	7	0	0	16
at Bradley	0-3	0-0	0-0	0	3	3	4	0	7	8	0	1	37
at Northern Iowa	1-5	0-1	1-2	0	4	4	4	3	0	6	0	1	35
Illinois State	2-6	0-1	0-0	0	4	4	3	4	6	11	0	1	31
Indiana State	0-1	0-0	2-2	0	7	7	4	2	8	1	0	0	40
at Creighton	1-3	0-0	1-1	0	1	1	4	3	2	7	1	0	31
at Drake	1-3	1-1	0-0	0	3	3	2	3	5	8	0	1	30
Evansville	1-1	0-0	1-2	0	2	2	4	3	5	2	0	1	28
Northern Iowa	2-7	0-1	1-2	0	4	4	3	5	6	6	0	2	40
Bradley	1-4	1-1	9-12	0	4	4	3	12	5	9	0	3	37
at Indiana State	2-5	0-0	1-1	0	1	1	3	5	10	4	0	2	40
at Illinois State	3-8	0-0	5-6	1	2	3	2	11	3	7	0	1	40
Wichita State	0-0	0-0	0-0	0	0	0	1	0	2	5	0	1	23
Missouri State	1-4	0-1	2-2	0	3	3	3	4	2	6	0	2	40
Indiana State	3-10	1-3	0-0	1	3	4	3	7	4	5	0	1	40



# RAQUEL MILLER

11

Sophomore ★ 6-2 ★ Forward

Jackson, Tenn. ★ Liberty Tech HS

*"Raquel is probably the most skilled and fundamental player in our program. She has been working on her strength and aggressiveness and has really improved in those areas. She will provide athleticism and versatility at the four position."*

— Coach Missy Tiber

### At Southern Illinois 2010-11 (Freshman Season)

Appeared in 26 games with seven starts with most of her starts coming near the end of MVC play • averaged 1.0 point and 1.5 rebounds per game • scored career-best six points twice and pulled down career-best five rebounds three times.

### At Liberty High School

ESPN Hoopgurlz No. 73-ranked forward • averaged 10 points, 6 rebounds, and 5 blocks in her senior season • named All-District • won district championship as a junior • averaged 9 points and 5 rebounds as a junior in her first full year playing varsity basketball • didn't play much as a freshman and missed all of her sophomore year after undergoing surgery • is the first Liberty High School girl's basketball player to play Division I.

### Personal

Full name is Raquel Aiesha Miller • majoring in pre-med • daughter of the late Roji Miller and Williene Cross • born July 1, 1992 • has one sibling.



## CAREER HIGHS

Points	6	2x, last at Drake (2/5/11)
Rebounds	5	3x, last at Drake (2/5/11)
Offensive Rebounds	2	2x, last at Bradley (1/21/11)
Defensive Rebounds	5	at Northern Iowa (1/23/11)
Assists	1	6x, last at Drake (2/5/11)
Steals	1	3x, last at Drake (2/5/11)
Blocked Shots	3	at Drake (2/5/11)
Field Goals Made	3	2x, last at Drake (2/5/11)
Field Goals Attempted	10	at Drake (2/5/11)
3-Pointers Made	-	-
3-Pointers Attempted	1	vs. UT Martin (11/12/10)
Free Throws Made	1	vs. Northern Illinois (11/19/10)
Free Throws Attempted	2	vs. Northern Illinois (11/19/10)
Minutes Played	31	2x, last at Drake (2/5/11)

## CAREER STATS

Year	GP-GS	Min/Avg	--- Total ---		--- 3-Point ---		FT-FTA		----- Rebounds -----			PF-FO	Ast	TO	Blk	Stl	Pts/Avg
			FG-FGA	Pct	G-FGA	Pct	Pct	Pct	Off-Def	Tot	Avg						
2010-11	26-7	260/10.0	12-38	.316	0-1	.000	1-3	.333	8-30	38	1.5	31-0	6	22	11	3	24/1.0



## MILLER GAME BY GAME

### 2010-11 SEASON

Opponent	FG-A	3FG-A	FT-A	Off	Def	TReb	PF	TP	A	TO	Blk	S	Min
UT Martin	0-1	0-1	0-0	0	0	0	0	0	0	0	0	1	2
Tennessee State	0-1	0-0	0-0	0	0	0	0	0	0	0	0	0	4
Northern Illinois	0-2	0-0	1-2	0	2	2	2	1	0	0	0	0	10
at Western Michigan	0-0	0-0	0-0	0	0	0	0	0	0	0	0	0	10
Austin Peay	0-0	0-0	0-0	0	1	1	1	0	0	2	0	0	4
Saint Louis	0-1	0-0	0-0	0	0	0	0	0	0	1	1	0	7
at Vanderbilt	0-0	0-0	0-0	0	0	0	0	0	0	1	0	0	2
at IUPUI	-	-	-	-	-	-	-	-	-	-	-	-	-
Wright State	2-4	0-0	0-1	2	2	4	2	4	1	1	2	0	20
at Murray State	0-1	0-0	0-0	0	2	2	0	0	0	0	0	0	4
at Purdue	0-0	0-0	0-0	0	1	1	0	0	0	0	0	0	2
at Missouri State	0-0	0-0	0-0	0	0	0	2	0	1	0	1	0	13
at Wichita State	0-0	0-0	0-0	0	0	0	0	0	0	1	0	0	1
Drake	0-0	0-0	0-0	0	0	0	1	0	0	0	1	0	2
Creighton	-	-	-	-	-	-	-	-	-	-	-	-	-
at Evansville	1-3	0-0	0-0	0	3	3	3	2	1	0	0	0	23
at Bradley	1-2	0-0	0-0	2	1	3	4	2	0	2	0	0	11
at Northern Iowa	3-4	0-0	0-0	0	5	5	3	6	1	4	0	1	31
Illinois State	0-0	0-0	0-0	1	3	4	1	0	0	2	0	0	24
Indiana State	0-2	0-0	0-0	1	4	5	2	0	1	3	2	0	22
at Creighton	-	-	-	-	-	-	-	-	-	-	-	-	-at
Drake	3-10	0-0	0-0	1	4	5	3	6	1	3	3	1	31
Evansville	0-4	0-0	0-0	0	0	0	1	0	0	0	0	0	14
Northern Iowa	1-2	0-0	0-0	1	0	1	1	2	0	0	1	0	7
Bradley	0-0	0-0	0-0	0	1	1	1	0	0	1	0	0	8
at Indiana State	1-1	0-0	0-0	0	0	0	4	2	0	0	0	0	5
at Illinois State	-	-	-	-	-	-	-	-	-	-	-	-	-
Wichita State	0-0	0-0	0-0	0	1	1	0	0	0	1	0	0	2
Missouri State	0-0	0-0	0-0	0	0	0	0	0	0	0	0	0	0+
Indiana State	0-0	0-0	0	0	0	0	0	0	0	0	0	0	1



# CICI SHANNON

**21** Sophomore ★ 6-3 ★ Center  
Hazel Crest, Ill. ★ Homewood-Flossmoor HS

*"CiCi gives us some much needed height and a continuous motor. She really works hard and goes all out. Her ability to guard inside, alter shots and rebound will be extremely important to our defense and ability to get out in transition. Offensively, CiCi has improved her inside game and she knows she can beat most fives down the floor in our fast break for easy layups." — Coach Missy Tiber*

### At Southern Illinois 2010-11 (Freshman Season)

Appeared in all 30 games, starting 24 • nearly doubled school record with 82 blocked shots for the season, which ranks fifth in MVC history for a single season • ranked second in MVC and 13th nationally with an average of 2.7 blocks per game • blocked a school record-tying seven shots at Evansville • owns four of top seven single game block totals in SIU history • led the team with 180 rebounds, averaging 6.0 boards per game • pulled down a career-best 11 rebounds in regular season finale March 5 against Missouri State • posted double-digit rebounds in five games • averaged 4.7 points per game • scored a career-best 15 points Nov. 24 at Western Michigan • scored in double figures in seven games • posted double-doubles Jan. 2 at Wichita State and Jan. 15 at Evansville • went 9-for-12 from the free throw line Nov. 24 at Western Michigan.

### At Homewood-Flossmoor

Collegiate Girls Basketball Report No. 31-ranked center and No. 160-ranked overall • All-Star Girls Report No. 268-ranked overall • averaged 12 points, 13 rebound and 5 blocks as a senior • named All-Area, All-Conference, and

the McLegend All-Star team • as a junior, averaged 9 points, 12 rebounds and 3 blocks per game.

### Personal

Full name is Cici Eileen Shannon • major is undecided • daughter of Markham and Sheila Shannon • has one sister • born Sept. 1, 1992 in Chicago.

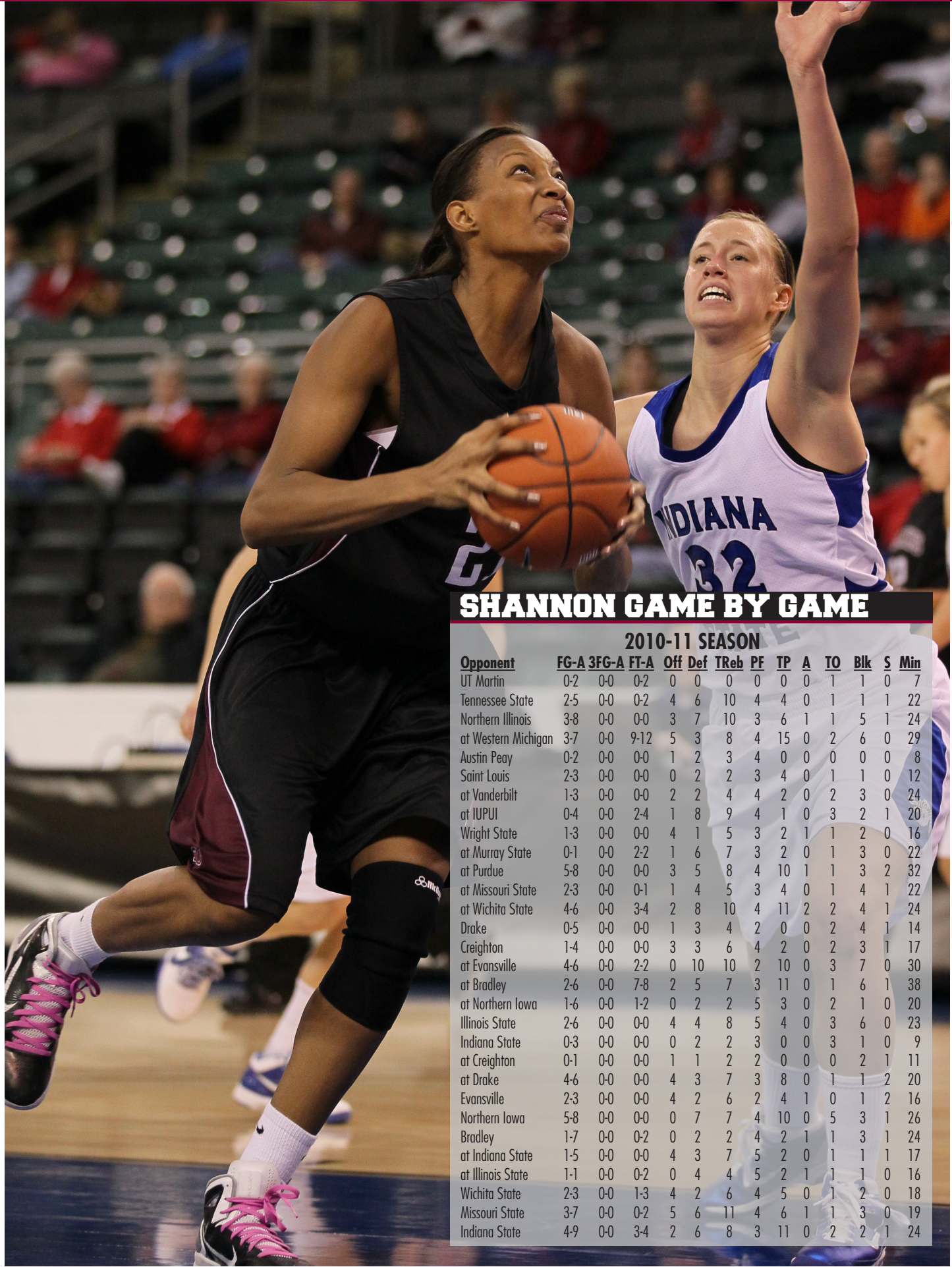


## CAREER HIGHS

Points	16	at Western Michigan (11/24/10)
Rebounds	11	vs. Missouri State (3/5/11)
Offensive Rebounds	5	2x, last vs. Missouri State (3/5/11)
Defensive Rebounds	10	at Evansville (1/15/11)
Assists	2	at Wichita State (1/2/11)
Steals	2	3x, last vs. Evansville (2/12/11)
Blocked Shots	7	at Evansville (1/15/11)
Field Goals Made	5	2x, last vs. Northern Iowa (2/17/11)
Field Goals Attempted	9	vs. Indiana State 3/10/11)
3-Pointers Made	-	-
3-Pointers Attempted	-	-
Free Throws Made	9	at Western Michigan (11/24/10)
Free Throws Attempted	12	at Western Michigan (11/24/10)
Minutes Played	38	at Bradley (1/21/11)

## CAREER STATS

Year	GP-GS	Min/Avg	--- Total ---		--- 3-Point ---		FT-FTA		----- Rebounds -----			PF-FO	Ast	TO	Blk	Stl	Pts/Avg
			FG-FGA	Pct	G-FGA	Pct	Pct	Pct	Off-Def	Tot	Avg						
2010-11	30-24	604/20.1	56-141	.397	0-0	.000	30-52	.577	61-119	180	6.0	103-4	9	46	82	19	142/4.7



## SHANNON GAME BY GAME

### 2010-11 SEASON

Opponent	FG-A	3FG-A	FT-A	Off	Def	TReb	PF	TP	A	TO	Blk	S	Min
UT Martin	0-2	0-0	0-2	0	0	0	0	0	0	1	1	0	7
Tennessee State	2-5	0-0	0-2	4	6	10	4	4	0	1	1	1	22
Northern Illinois	3-8	0-0	0-0	3	7	10	3	6	1	1	5	1	24
at Western Michigan	3-7	0-0	9-12	5	3	8	4	15	0	2	6	0	29
Austin Peay	0-2	0-0	0-0	1	2	3	4	0	0	0	0	0	8
Saint Louis	2-3	0-0	0-0	0	2	2	3	4	0	1	1	0	12
at Vanderbilt	1-3	0-0	0-0	2	2	4	4	2	0	2	3	0	24
at IUPUI	0-4	0-0	2-4	1	8	9	4	1	0	3	2	1	20
Wright State	1-3	0-0	0-0	4	1	5	3	2	1	1	2	0	16
at Murray State	0-1	0-0	2-2	1	6	7	3	2	0	1	3	0	22
at Purdue	5-8	0-0	0-0	3	5	8	4	10	1	1	3	2	32
at Missouri State	2-3	0-0	0-1	1	4	5	3	4	0	1	4	1	22
at Wichita State	4-6	0-0	3-4	2	8	10	4	11	2	2	4	1	24
Drake	0-5	0-0	0-0	1	3	4	2	0	0	2	4	1	14
Creighton	1-4	0-0	0-0	3	3	6	4	2	0	2	3	1	17
at Evansville	4-6	0-0	2-2	0	10	10	2	10	0	3	7	0	30
at Bradley	2-6	0-0	7-8	2	5	7	3	11	0	1	6	1	38
at Northern Iowa	1-6	0-0	1-2	0	2	2	5	3	0	2	1	0	20
Illinois State	2-6	0-0	0-0	4	4	8	5	4	0	3	6	0	23
Indiana State	0-3	0-0	0-0	0	2	2	3	0	0	3	1	0	9
at Creighton	0-1	0-0	0-0	1	1	2	2	0	0	0	2	1	11
at Drake	4-6	0-0	0-0	4	3	7	3	8	0	1	1	2	20
Evansville	2-3	0-0	0-0	4	2	6	2	4	1	0	1	2	16
Northern Iowa	5-8	0-0	0-0	0	7	7	4	10	0	5	3	1	26
Bradley	1-7	0-0	0-2	0	2	2	4	2	1	1	3	1	24
at Indiana State	1-5	0-0	0-0	4	3	7	5	2	0	1	1	1	17
at Illinois State	1-1	0-0	0-2	0	4	4	5	2	1	1	1	0	16
Wichita State	2-3	0-0	1-3	4	2	6	4	5	0	1	2	0	18
Missouri State	3-7	0-0	0-2	5	6	11	4	6	1	1	3	0	19
Indiana State	4-9	0-0	3-4	2	6	8	3	11	0	2	2	1	24



# ANTISHIA WRIGHT

1

Sophomore ★ 5-11 ★ Guard

Boynton Beach, Fla. ★ West Virginia

*"Antishia is a long, athletic guard who can shoot from any range. She has the ball handling and passing ability to play the point but she will be called on most for her scoring ability. 'T' has great overall ability and has a great basketball I.Q., which will be much needed on our inexperienced team."* — Coach Missy Tiber

### At Southern Illinois

2010-11 (Redshirt Season)

Sat out the 2010-11 season per NCAA Division I transfer rules.

### At West Virginia

2009-10 (Freshman Season)

Played in 18 games for the Mountaineers.

### At Lake Worth Christian

Community High School

Ranked 71st best player in the country by All-Star Girl's Report in 2009 • helped lead her team to a 1A state championship in 2009 • averaged 13.8 points, 7.7 rebounds, and 6.6 assist per game her senior season • was the Class 3A-2A-1A Player of the Year by the Sun Sentinel • scored more than 2,100 points, grabbed 1,000 rebounds, recorded 500 assists, 150 blocks and 400 steals in her four-year high school career.

### Personal

Majoring in marketing • Guardian is Hattie Miller • daughter of Anthony Steven Wright and Margaret Ransom • birthday is December 17, 1990



## CAREER STATS

Year	GP-GS	Min/Avg	---- Total ----		--- 3-Point ---		FT-FTA		----- Rebounds -----			PF-FO	Ast	TO	Blk	Stl	Pts/Avg
			FG-FGA	Pct	G-FGA	Pct	Pct	Off-Def	Tot	Avg							
2009-10*	18-0	50/2.8	3-9	.333	2-4	.500	4-6	.667	1-10	11	0.6	4-0	2	3	0	3	12/0.7

\* at West Virginia



# JALEESA ARMSTRONG

20

Freshman ★ 5-3 ★ Point Guard

Chicago, Ill. ★ Bogan HS

### At Bogan High School

Played on the varsity three years before missing her senior season due to injury • was named team captain senior year • named All-City junior and senior seasons • scored 923 career points (11.5 per game) and dished out 585 career assists (7.8 per game) • ranks as Bogan's all-time leader in career assists • ranked 55th at point guard by ESPN HoopGurlz • ranked a three-star recruit by HoopGurlz.

### Personal

Major is undecided • daughter of Eddie Gardner and Theresa Armstrong • birthday is July 30, 1993 • has three brothers • high school teammate of fellow Saluki Ariel Haynes.

*"Jaleesa is a true point guard. Coming off microfracture surgery has slowed her down a bit, but once she gets back in the groove she will be able to run the show. Her passing ability is probably her best asset as she can really find her teammates and get them the ball when they need it. She has also developed a very good pull up from any range."*

— Coach Missy Tiber



# MERCEDES GRIFFIN

12

Freshman ★ 5-9 ★ Guard

Chicago, Ill. ★ Marquette

### At Marquette

2010-11 (Redshirt Season)

Did not compete for the Golden Eagles before transferring to SIU prior to the spring 2011 semester. Will be eligible to compete for Salukis following completion of fall 2011 semester.

### At Bolingbrook High School

Helped Raiders to back-to-back Illinois Class 4A State Championships in 2009 and 2010 • averaged 10 points and 4.5 rebounds per game in two seasons at Bolingbrook after transferring from Joliet High School • was a four-time first team All-City Conference and all-area selection during her prep career • was named honorable mention All-Area Greater Chicago Team during her junior year at Bolingbrook • ranked as high as No. 8 by the Collegiate Girls Basketball Report and was ranked the 14th-best wing recruit in the nation by ESPN Hoopgurlz • in track, won

*"Mercedes is the fastest player we have and is probably the fastest player in the league. Her athleticism is off the charts and she uses that to create havoc defensively. Offensively, she blows by just about any defender and she's a lightning bolt in transition."*

— Coach Missy Tiber

a state title in the 200-meter relay in addition to conference championships in the 100 and 200-meter dashes.

### Personal

Major is undecided • daughter of Sara Jackson • birthday is March 6, 1992 • has six siblings.



# ARIEL HAYNES

3

Freshman ★ 5-11 ★ Guard/Forward

Chicago, Ill. ★ Bogan HS

### At Bogan High School

Ranked a four-star, top-100 recruit by ESPN HoopGurlz • ranked 94th overall and 18th at her position by HoopGurlz • named All-City and honorable mention All-State senior year • scored more than 700 career points, averaging 9.8 per game for her four-year varsity career • also averaged 8.0 rebounds per game during varsity career.

### Personal

Majoring in early childhood education • daughter of Samuel Hill and JoAnne Bell-Hill • birthday is Nov. 1, 1992 • has two brothers • high school teammate of fellow Saluki Jaleesa Armstrong.

*"Ariel is naturally a bigger guard but she will need to bump up to play the four spot quite a bit this year. Her athleticism allows her to transition between guard and forward. Her outside shooting ability will stretch the defense. Ariel's ceiling is extremely high and I look forward to watching her progress throughout this season."* — Coach Missy Tiber



# CARTAESHA MACKLIN

10

Freshman ★ 5-6 ★ Guard

Mayo, Fla. ★ Lafayette HS

### At Lafayette High School

Named a PARADE All-American and a two-star recruit by ESPN HoopGurlz • averaged 29.2 points, 12.7 rebounds and 4.7 assists per game during senior season, leading the Hornets to the Florida Class 2A state championship semifinals • broke her school's single-season scoring record with 849 points in 2010-11, bringing her career scoring total to 2,556 points • named First-Team All-State all four years of high school, having led the Hornets to the state tournament three out of four years • named Florida Dairy Farmers' Class 2A Player of the Year • named Gainesville Sun

Girls Basketball Player of the Year • scored 44 points and pulled down 25 rebounds against Santa Fe High School • had two triple doubles during senior season — 31 points, 14 rebounds and 10 assists against Suwannee High School and 38 points, 11 assists and 11 rebounds against Maclay High School • was also a standout on the Lafayette softball and volleyball teams.

### Personal

Major is undecided • daughter of Tony Macklin and Carla Nessmith • birthday is Nov. 18, 1992 • has seven siblings.

*"Cartaesha has the ability to get to the basket better than any player on our roster. She's extremely athletic and goes hard to the basket whether in full court or in the half court. She also has a nose for the ball and can really get up for rebounds. She will be a great offset for Brooke at the point, but can also handle off guard duties."* — Coach Missy Tiber



# ALEXUS PATTERSON

42

Freshman ★ 6-1 ★ Center

Knoxville, Tenn. ★ Knoxville West

### Knoxville West High School

Scored 1,513 career points, pulled down 930 career rebounds and recorded 176 career steals • named All-District all four years and All-Knoxville Interscholastic League three times • helped the Lady Rebels to a 31-3 record with District, Region, and Sectional Championships for the program's first-ever state tournament berth during her senior season.

### Personal

Major is undecided • daughter of Tyrone and Tonya Patterson • birthday is Aug. 7, 1993 • has one brother and one sister.

*"Alexus's best asset is probably her understanding of the game. It's rare to have a freshman with that kind of understanding, but it allows her to be good at most aspects of the game. Before people see her in action, they will discount her abilities but it won't take long for them to change their minds. She has great skill on the block in all aspects from scoring to passing. As she gets in better shape, things will get better and better."* — Coach Missy Tiber



# DYANA PIERRE

44

Freshman • 6-2 • Forward/Center

Port St. Lucie, Fla. • Lincoln Park Academy

### At Lincoln Park Academy

Ranked a three-star recruit by ESPN HoopGurlz • named first-team all-conference sophomore, junior and senior seasons • finished with 1,298 career points • averaged 17.8 points and 12.8 rebounds per game during her senior season, helping the Greyhounds to the Florida Class 4A regional semifinal • broke a school record with a 24-rebound game • named all-area by both the Scripps Treasure Coast and Palm Beach Post newspapers following senior season.

### Personal

Major is undecided • daughter of Luc and Monique Pierre • birthday is Aug. 5, 1993 • has two brothers and four sisters.

*"Dyana suffered an ACL injury in the preseason, so we are all disappointed that she won't be helping us on the court this year. We will definitely miss her rebounding capabilities probably the most, but Dyana is a very versatile post that displays guard skills. She will be a great player once she gets healthy and we can't wait to get her back on the court."* — Coach Missy Tiber



# SALUKI WOMEN'S BASKETBALL 2011-12



2010-11 STATS

## 2010-11 OVERALL STATS/RESULTS

RECORD:	OVERALL	HOME	AWAY	NEUTRAL
ALL GAMES	2-28	1-14	1-13	0-1
CONFERENCE	0-18	0-9	0-9	0-0
NON-CONFERENCE	2-10	1-5	1-4	0-1

#	Player	gp-gs	min	avg	Total		3-Point		F-Throw		Rebounds			pf	dq	a	to	blk	stl	pts	avg									
					fg-fga	fg%	3fg-fga	3fg%	ft-fa	ft%	off	def	tot									avg								
22	Teri Oliver	27-25	921	34.1	105-350	.300	71-237	.300	69-91	.758	23	74	97	3.6	66	0	52	91	8	32	350	13.0								
20	Katrina Swingler	29-29	709	24.4	107-251	.426	0-7	.000	50-68	.735	62	113	175	6.0	117	8	36	79	16	26	264	9.1								
13	Eboni Crayton	6-4	157	26.2	14-41	.341	0-0	.000	12-14	.857	11	12	23	3.8	12	0	3	9	5	5	40	6.7								
32	Sidney Goins	28-15	608	21.7	65-181	.359	25-89	.281	16-24	.667	17	42	59	2.1	42	2	26	71	4	12	171	6.1								
24	Renee Reed	22-5	357	16.2	43-138	.312	33-110	.300	5-9	.556	9	18	27	1.2	12	0	15	33	3	8	124	5.6								
15	Charnise Mitchell	26-8	565	21.7	42-115	.365	1-8	.125	53-90	.589	35	89	124	4.8	54	0	19	57	4	8	138	5.3								
21	CiCi Shannon	30-24	604	20.1	56-141	.397	0-0	.000	30-52	.577	61	119	180	6.0	103	4	9	46	82	19	142	4.7								
04	Brooke LeMar	30-28	968	32.3	43-142	.303	9-33	.273	38-54	.704	4	89	93	3.1	74	0	135	176	1	29	133	4.4								
10	Nneka Nwani	26-2	396	15.2	28-56	.500	0-0	.000	10-26	.385	35	62	97	3.7	57	2	1	37	15	11	66	2.5								
34	Rani Brandon	7-0	54	7.7	5-12	.417	0-0	.000	2-4	.500	4	7	11	1.6	6	0	1	4	1	2	12	1.7								
23	Jordyn Courier	23-1	187	8.1	13-50	.260	9-36	.250	4-10	.400	6	7	13	0.6	22	0	5	18	2	5	39	1.7								
02	Taylor Ignoto	17-1	115	6.8	6-30	.200	2-12	.167	3-6	.500	0	11	11	0.6	9	0	3	19	3	2	17	1.0								
11	Raquel Miller	26-7	260	10.0	12-38	.316	0-1	.000	1-3	.333	8	30	38	1.5	31	0	6	22	11	3	25	1.0								
03	Olivia Patterson	8-1	96	12.0	2-18	.111	0-7	.000	2-6	.333	2	12	14	1.8	5	0	6	17	0	9	6	0.8								
14	GIRITHARAN,Ashley	2-0	3	1.5	0-0	.000	0-0	.000	0-0	.000	0	0	0	0.0	0	0	0	0	0	0	0	0.0								
Team											65	70	135		2		12													
Total.....		30	6000		541-1563	.346	150-540	.278	295-457	.646	342	755	1097	36.6	612	16	317	691	155	171	1527	50.9								
Opponents.....		30	5994		716-1790	.400	149-442	.337	525-755	.695	452	774	1226	40.9	452	-	364	453	83	362	2106	70.2								

TEAM STATISTICS	SIU	OPP	Date	Opponent	Score	Att.
SCORING	1527	2106	11/12/10	UT MARTIN	L 50-62	436
Points per game	50.9	70.2	11/16/10	TENNESSEE STATE	L 43-57	443
Scoring margin	-19.3	-	11/19/10	NORTHERN ILLINOIS	L 45-46	450
FIELD GOALS-ATT	541-1563	716-1790	11/24/10	at Western Michigan	L 52-56	708
Field goal pct	.346	.400	11/28/10	AUSTIN PEAY	w 76-64	430
3 POINT FG-ATT	150-540	149-442	12/2/10	SAINT LOUIS	L 39-66	457
3-point FG pct	.278	.337	12/07/10	at Vanderbilt	L 68-81	3612
3-pt FG made per game	5.0	5.0	12/10/10	at IUPUI	L 48-65	306
FREE THROWS-ATT	295-457	525-755	12/14/10	WRIGHT STATE	L 53-75	518
Free throw pct	.646	.695	12/18/10	at MUR	w 62-61	5667
F-Throws made per game	9.8	17.5	12/20/10	at Purdue	L 36-75	8360
REBOUNDS	1097	1226	* 12/31/10	at Missouri State	L 50-82	3430
Rebounds per game	36.6	40.9	* 01/02/11	at Wichita State	L 53-76	1151
Rebounding margin	-4.3	-	* 01/06/11	DRAKE	L 57-70	467
ASSISTS	317	364	* 01/08/11	CREIGHTON	L 51-68	725
Assists per game	10.6	12.1	* 1-15-11	at University of Evansville	L 45-79	346
TURNOVERS	691	453	* 01-21-11	at Bradley	L 44-80	794
Turnovers per game	23.0	15.1	* 1-23-11	at UNI	L 39-79	892
Turnover margin	-7.9	-	* 1/27/11	ILLINOIS STATE	L 44-82	1609
Assist/turnover ratio	0.5	0.8	* 1/29/11	INDIANA STATE	L 42-48	820
STEALS	171	362	* 02-03-11	at Creighton	L 43-62	643
Steals per game	5.7	12.1	* 02-05-11	at Drake	L 50-67	2983
BLOCKS	155	83	* 2/12/11	UNIVERSITY OF EVANSVILLE	L 45-59	1026
Blocks per game	5.2	2.8	* 02/17/11	UNI	L 41-68	410
ATTENDANCE	9315	36365	* 02/19/11	BRADLEY	L 60-76	640
Home games-Avg/Game	15-621	14-2510	* 02-25-11	at Indiana State	L 57-93	3678
Neutral site-Avg/Game	-	1-1226	* 02/27/11	at Illinois State	L 62-87	2569
			* 03/03/11	WICHITA STATE	L 46-69	402
			* 03/05/11	MISSOURI STATE	L 58-70	482
			03/10/11	vs Indiana State	L 68-83	1226
Score by Periods	1st	2nd	Totals			
Southern Illinois	711	816	1527			
Opponents	1043	1063	2106			

\* - Conference game



## 2010-11 MYC STATS/RESULTS

2010-11 STATS

RECORD:	OVERALL	HOME	AWAY	NEUTRAL
ALL GAMES	0-18	0-9	0-9	0-0
CONFERENCE	0-18	0-9	0-9	0-0
NON-CONFERENCE	0-0	0-0	0-0	0-0

#	Player	gp-gs	min	avg	Total		3-Point		F-Throw		Rebounds				pf	dq	a	to	blk	stl	pts	avg	
					fg-fga	fg%	3fg-fga	3fg%	ft-fita	ft%	off	def	tot	avg									
22	OLIVER, Teri	15-14	526	35.1	65-213	.305	45-149	.302	45-59	.763	7	39	46	3.1	41	0	28	54	5	16	220	14.7	
20	SWINGLER, Katrina	17-17	428	25.2	66-155	.426	0-3	.000	24-31	.774	38	76	114	6.7	71	4	20	48	12	18	156	9.2	
24	REED, Renee	17-4	280	16.5	32-113	.283	25-92	.272	4-8	.500	7	13	20	1.2	6	0	13	27	2	6	93	5.5	
32	GOINS, Sidney	17-9	359	21.1	32-108	.296	9-49	.184	9-13	.692	5	21	26	1.5	31	2	14	51	2	7	82	4.8	
21	SHANNON, CiCi	18-18	364	20.2	35-86	.407	0-0	.000	14-26	.538	35	71	106	5.9	64	4	6	30	53	13	84	4.7	
04	LeMAR, Brooke	18-18	621	34.5	25-81	.309	4-12	.333	25-33	.758	1	56	57	3.2	50	0	87	113	1	18	79	4.4	
10	NWANI, Nneka	18-1	332	18.4	26-50	.520	0-0	.000	6-18	.333	29	55	84	4.7	47	2	1	33	14	11	58	3.2	
15	MITCHELL, Charnise	14-1	232	16.6	9-30	.300	0-2	.000	24-44	.545	13	33	46	3.3	22	0	9	25	1	5	42	3.0	
34	BRANDON, Rani	5-0	49	9.8	5-12	.417	0-0	.000	2-4	.500	4	7	11	2.2	6	0	0	4	1	2	12	2.4	
23	COURIER, Jordyn	14-1	134	9.6	9-36	.250	7-26	.269	4-10	.400	2	5	7	0.5	16	0	3	15	2	5	29	2.1	
11	MILLER, Raquel	15-7	194	12.9	10-28	.357	0-0	.000	0-0	.000	6	22	28	1.9	26	0	5	17	8	2	20	1.3	
02	IGNOTO, Taylor	9-0	78	8.7	4-17	.235	1-4	.250	3-6	.500	0	7	7	0.8	5	0	1	10	3	2	12	1.3	
14	GIRITHARAN, Ashley	2-0	3	1.5	0-0	.000	0-0	.000	0-0	.000	0	0	0	0.0	0	0	0	0	0	0	0	0.0	
Team											41	38	79										
Total.....		18	3600		318-929	.342	91-337	.270	160-252	.635	188	443	631	35.1	385	12	187	436	104	105	887	49.3	
Opponents.....		18	3599		440-1077	.409	92-259	.355	343-493	.696	287	478	765	42.5	262	-	231	276	52	240	1315	73.1	

Score by Periods	1st	2nd	Totals
Southern Illinois	423	464	887
Opponents	661	654	1315

## 2010-11 NON-CONFERENCE STATS/RESULTS

RECORD:	OVERALL	HOME	AWAY	NEUTRAL
ALL GAMES	2-9	1-5	1-4	0-0
CONFERENCE	0-0	0-0	0-0	0-0
NON-CONFERENCE	2-9	1-5	1-4	0-0

#	Player	gp-gs	min	avg	Total		3-Point		F-Throw		Rebounds				pf	dq	a	to	blk	stl	pts	avg		
					fg-fga	fg%	3fg-fga	3fg%	ft-fita	ft%	off	def	tot	avg										
22	Teri Oliver	11-10	355	32.3	35-116	.302	23-73	.315	17-24	.708	12	32	44	4.0	22	0	21	35	3	14	110	10.0		
15	Charnise Mitchell	11-7	306	27.8	31-79	.392	1-6	.167	29-46	.630	20	51	71	6.5	30	0	9	32	3	3	92	8.4		
32	Sidney Goins	11-6	249	22.6	33-73	.452	16-40	.400	7-11	.636	12	21	33	3.0	11	0	12	20	2	5	89	8.1		
20	Katrina Swingler	11-11	245	22.3	33-76	.434	0-4	.000	21-31	.677	20	32	52	4.7	42	4	12	28	4	7	87	7.9		
13	Eboni Crayton	6-4	157	26.2	14-41	.341	0-0	.000	12-14	.857	11	12	23	3.8	12	0	3	9	5	5	40	6.7		
24	Renee Reed	5-1	77	15.4	11-25	.440	8-18	.444	1-1	1.000	2	5	7	1.4	6	0	2	6	1	2	31	6.2		
21	CiCi Shannon	11-5	216	19.6	17-46	.370	0-0	.000	13-22	.591	24	42	66	6.0	36	0	3	14	27	5	47	4.3		
04	Brooke LeMar	11-9	307	27.9	15-51	.294	4-18	.222	13-21	.619	2	30	32	2.9	21	0	44	58	0	10	47	4.3		
23	Jordyn Courier	8-0	44	5.5	3-13	.231	1-9	.111	0-0	.000	3	2	5	0.6	5	0	1	3	0	0	7	0.9		
10	Nneka Nwani	7-0	41	5.9	1-4	.250	0-0	.000	4-6	.667	5	5	10	1.4	8	0	0	4	1	0	6	0.9		
03	Olivia Patterson	8-1	96	12.0	2-18	.111	0-7	.000	2-6	.333	2	12	14	1.8	5	0	6	17	0	9	6	0.8		
02	Taylor Ignoto	8-1	37	4.6	2-13	.154	1-8	.125	0-0	.000	0	4	4	0.5	4	0	2	9	0	0	5	0.6		
11	Raquel Miller	10-0	65	6.5	2-10	.200	0-1	.000	1-3	.333	2	8	10	1.0	5	0	1	5	3	1	5	0.5		
34	Rani Brandon	2-0	5	2.5	0-0	.000	0-0	.000	0-0	.000	0	0	0	0.0	0	0	1	0	0	0	0	0.0		
Team											21	32	53	1	3									
Total.....		11	2200		199-565	.352	54-184	.293	120-185	.649	136	288	424	38.5	208	4	117	243	49	61	572	52.0		
Opponents.....		11	2195		245-646	.379	50-166	.301	168-242	.694	150	268	418	38.0	177	-	113	164	27	117	708	64.4		

Score by Periods	1st	2nd	Totals
Southern Illinois	248	324	572
Opponents	335	373	708



## 2010-11 HOME STATS/RESULTS

RECORD:	OVERALL	HOME	AWAY	NEUTRAL
ALL GAMES	1-14	1-14	0-0	0-0
CONFERENCE	0-9	0-9	0-0	0-0
NON-CONFERENCE	1-5	1-5	0-0	0-0

#	Player	gp-gs	min	avg	Total		3-Point		F-Throw		Rebounds				pf	dq	a	to	blk	stl	pts	avg
					fg-fga	fg%	3fg-fga	3fg%	ft-fa	ft%	off	def	tot	avg								
22	Teri Oliver	15-13	483	32.2	51-179	.285	35-123	.285	34-48	.708	10	39	49	3.3	32	0	28	47	6	17	171	11.4
20	Katrina Swingler	15-15	356	23.7	52-128	.406	0-5	.000	19-28	.679	33	59	92	6.1	58	5	15	28	10	9	123	8.2
13	Eboni Crayton	5-3	131	26.2	13-38	.342	0-0	.000	12-14	.857	11	11	22	4.4	11	0	3	9	5	5	38	7.6
32	Sidney Goins	14-5	256	18.3	34-80	.425	13-43	.302	7-10	.700	11	13	24	1.7	12	0	8	29	1	7	88	6.3
24	Renee Reed	10-2	163	16.3	19-62	.306	14-52	.269	1-2	.500	4	4	8	0.8	4	0	6	11	1	4	53	5.3
15	Charnise Mitchell	14-5	318	22.7	19-59	.322	1-8	.125	33-54	.611	14	43	57	4.1	32	0	8	26	3	6	72	5.1
04	Brooke LeMar	15-15	484	32.3	24-73	.329	4-20	.200	25-35	.714	1	52	53	3.5	39	0	67	82	0	18	77	5.1
21	CiCi Shannon	15-11	255	17.0	24-69	.348	0-0	.000	1-11	.091	33	49	82	5.5	49	1	5	23	36	8	49	3.3
10	Nneka Nwani	13-1	213	16.4	15-32	.469	0-0	.000	7-14	.500	20	31	51	3.9	25	0	1	21	11	7	37	2.8
23	Jordyn Courier	9-0	93	10.3	7-31	.226	5-22	.227	4-10	.400	4	3	7	0.8	11	0	2	6	2	3	23	2.6
02	Taylor Ignoto	8-0	46	5.8	3-12	.250	1-5	.200	1-2	.500	0	4	4	0.5	2	0	1	7	0	1	8	1.0
03	Olivia Patterson	5-0	65	13.0	1-11	.091	0-4	.000	1-4	.250	0	6	6	1.2	3	0	3	12	0	6	3	0.6
11	Raquel Miller	14-5	126	9.0	3-17	.176	0-1	.000	1-3	.333	5	14	19	1.4	12	0	2	11	7	1	7	0.5
34	Rani Brandon	4-0	11	2.8	0-1	.000	0-0	.000	1-2	.500	0	2	2	0.5	1	0	1	0	0	0	1	0.3
Team											34	35	69		1		3					
Total.....		15	3000		265-792	.335	73-283	.258	147-237	.620	180	365	545	36.3	292	6	150	315	82	92	750	50.0
Opponents.....		15	2999		329-863	.381	74-221	.335	248-356	.697	231	401	632	42.1	232	-	139	244	33	161	980	65.3

Score by Periods	1st	2nd	Totals
Southern Illinois	351	399	750
Opponents	479	501	980

## 2010-11 AWAY STATS/RESULTS

RECORD:	OVERALL	HOME	AWAY	NEUTRAL
ALL GAMES	1-13	0-0	1-13	0-0
CONFERENCE	0-9	0-0	0-9	0-0
NON-CONFERENCE	1-4	0-0	1-4	0-0

#	Player	gp-gs	min	avg	Total		3-Point		F-Throw		Rebounds				pf	dq	a	to	blk	stl	pts	avg
					fg-fga	fg%	3fg-fga	3fg%	ft-fa	ft%	off	def	tot	avg								
22	Oliver, Teri	11-11	398	36.2	49-150	.327	33-99	.333	28-35	.800	9	32	41	3.7	31	0	21	42	2	13	159	14.5
20	Swingler, Katrina	13-13	317	24.4	47-103	.456	0-2	.000	26-34	.765	25	49	74	5.7	55	3	17	48	6	16	120	9.2
32	Goins, Sidney	14-10	352	25.1	31-101	.307	12-46	.261	9-14	.643	6	29	35	2.5	30	2	18	42	3	5	83	5.9
24	Reed, Renee	12-3	194	16.2	24-76	.316	19-58	.328	4-7	.571	5	14	19	1.6	8	0	9	22	2	4	71	5.9
21	Shannon, Cici	14-12	325	23.2	28-63	.444	0-0	.000	26-37	.703	26	64	90	6.4	51	3	4	21	44	10	82	5.9
15	Mitchell, Charnise	11-3	220	20.0	21-50	.420	0-0	.000	20-36	.556	19	41	60	5.5	20	0	10	31	1	2	62	5.6
34	BRANDON, Rani	3-0	43	14.3	5-11	.455	0-0	.000	1-2	.500	4	5	9	3.0	5	0	0	4	1	2	11	3.7
04	Lemar, Brooke	14-12	444	31.7	16-59	.271	4-10	.400	13-19	.684	2	34	36	2.6	32	0	64	89	1	10	49	3.5
10	Nwani, Nneka	12-0	160	13.3	12-22	.545	0-0	.000	3-10	.300	14	29	43	3.6	30	2	0	16	4	4	27	2.3
13	Crayton, Eboni	1-1	26	26.0	1-3	.333	0-0	.000	0-0	.000	0	1	1	1.0	1	0	0	0	0	0	2	2.0
11	Miller, Raquel	11-2	133	12.1	9-21	.429	0-0	.000	0-0	.000	3	16	19	1.7	19	0	4	11	4	2	18	1.6
03	Patterson, Olivia	3-1	31	10.3	1-7	.143	0-3	.000	1-2	.500	2	6	8	2.7	2	0	3	5	0	3	3	1.0
23	Courier, Jordyn	13-1	85	6.5	5-18	.278	3-13	.231	0-0	.000	1	4	5	0.4	10	0	2	12	0	2	13	1.0
02	Ignoto, Taylor	9-1	69	7.7	3-18	.167	1-7	.143	2-4	.500	0	7	7	0.8	7	0	2	12	3	1	9	1.0
14	GIRITHARAN, Ashley	2-0	3	1.5	0-0	.000	0-0	.000	0-0	.000	0	0	0	0.0	0	0	0	0	0	0	0	0.0
Team											28	35	63				9					
Total.....		14	2800		252-702	.359	72-238	.303	133-200	.665	144	366	510	36.4	301	10	154	364	71	74	709	50.6
Opponents.....		14	2795		356-860	.414	68-204	.333	263-379	.694	206	345	551	39.4	207	-	205	196	46	196	1043	74.5

Score by Periods	1st	2nd	Totals
Southern Illinois	320	389	709
Opponents	517	526	1043



## 2010-11 COMPARISON STATS

Game Totals are displayed in the form of SOUTHERN ILLINOIS/OPPONENT for each category

Date	Opponent	1st	2nd	Score	Mar	TotalFG	FG Pct	FG (1st)	FG (2nd)	3-Pointers	3FG Pct
Nov. 12	UT Martin	15/19	35/43	50/62	(12)	17-57/23-66	29.8/34.8	20.7/25.8	39.3/42.9	4-25/7-23	16.0/30.4
Nov. 16	Tennessee State	17/33	26/24	43/57	(14)	13-56/19-54	23.2/35.2	12.9/37.9	36.0/32.0	0-15/6-18	0.0/33.3
Nov. 19	Northern Illinois	24/27	21/19	45/46	(1)	18-41/16-52	43.9/30.8	45.5/34.6	42.1/26.9	4-9/5-7	44.4/71.4
Nov. 24	Western Michigan	20/24	32/32	52/56	(4)	14-44/20-59	31.8/33.9	26.1/31.3	38.1/37.0	7-15/1-9	46.7/11.1
Nov. 28	Austin Peay	35/25	41/39	76/64	+12	23-50/21-57	46.0/36.8	38.5/35.7	54.2/37.9	2-10/5-15	20.0/33.3
Dec. 2	Saint Louis	13/34	26/32	39/66	(27)	14-53/23-55	26.4/41.8	22.7/42.4	29.0/40.9	1-10/3-7	10.0/42.9
Dec. 7	Vanderbilt	25/38	43/43	68/81	(13)	28-61/27-56	45.9/48.2	31.0/43.3	59.4/53.8	9-22/3-10	40.9/30.0
Dec. 10	IUPUI	25/33	23/32	48/65	(17)	15-44/25-60	34.1/41.7	36.4/39.4	32.8/44.4	3-9/2-11	33.3/18.2
Dec. 14	Wright State	29/34	24/41	53/75	(22)	19-56/27-68	33.9/39.7	36.7/35.3	30.8/44.1	13-33/9-30	39.4/30.0
Dec. 18	Murray State	26/24	36/33	62/61	+1	24-52/20-63	46.2/31.7	47.6/30.3	45.2/33.3	9-18/6-21	50.0/28.6
Dec. 20	Purdue	19/40	17/35	36/75	(39)	14-51/24-56	27.5/42.9	34.8/51.7	21.4/33.3	2-18/3-15	11.1/20.0
Dec. 31	Missouri State	21/45	29/37	50/82	(32)	20-61/29-78	32.8/37.2	27.6/42.1	37.5/32.5	5-24/5-15	20.8/33.3
Jan. 2	Wichita State	27/36	26/40	53/76	(23)	18-39/29-70	46.2/41.4	47.8/43.8	43.8/39.5	2-10/6-15	20.0/40.0
Jan. 6	Drake	34/34	23/36	57/70	(13)	22-60/24-57	36.7/42.1	46.2/40.0	29.4/44.4	7-21/3-8	33.3/37.5
Jan. 8	Creighton	25/28	26/40	51/68	(17)	18-49/27-62	36.7/43.5	37.0/35.5	36.4/51.6	7-25/4-18	28.0/22.2
Jan. 15	Evansville	27/41	18/38	45/79	(34)	17-40/26-66	42.5/39.4	47.6/41.7	36.8/36.7	7-16/7-17	43.8/41.2
Jan. 21	Bradley	17/39	27/41	44/80	(36)	14-43/28-58	32.6/48.3	30.0/56.6	34.8/42.9	5-16/8-17	31.3/47.1
Jan. 23	Northern Iowa	16/34	23/45	39/79	(40)	13-45/25-60	28.9/41.7	28.6/30.3	29.2/55.6	1-13/7-24	7.7/29.2
Jan. 27	Illinois State	15/46	29/36	44/82	(38)	16-51/28-66	31.4/42.4	30.0/47.2	32.3/36.7	5-14/7-16	35.7/43.8
Jan. 29	Indiana State	26/14	16/34	42/48	(6)	14-62/15-56	22.6/26.8	32.1/17.2	14.7/37.0	8-30/2-16	26.7/12.5
Feb. 3	Creighton	21/30	22/32	43/62	(19)	15-44/23-69	34.1/33.3	40.0/42.9	29.2/26.8	4-16/7-25	25.0/28.0
Feb. 5	Drake	24/47	26/20	50/67	(17)	19-55/22-56	34.5/39.3	32.1/50.0	37.0/25.0	8-20/2-7	40.0/28.6
Feb. 12	Evansville	13/29	32/30	45/59	(14)	18-50/16-46	36.0/34.8	23.8/39.1	44.8/30.4	4-9/8-14	26.3/57.1
Feb. 17	Northern Iowa	24/37	17/31	41/68	(27)	16-46/26-56	34.8/46.4	41.7/45.2	27.3/48.0	4-14/4-15	28.6/26.7
Feb. 19	Bradley	28/47	32/29	60/76	(16)	19-51/21-52	37.3/40.4	40.0/51.5	34.6/21.1	6-20/6-14	30.0/42.9
Feb. 25	Indiana State	22/48	35/45	57/93	(36)	21-69/24-49	30.4/49.0	23.5/84.1	37.1/50.0	7-23/7-13	30.4/53.8
Feb. 27	Illinois State	30/34	32/53	62/87	(25)	20-54/34-60	37.0/56.7	35.5/51.7	39.1/61.3	3-18/4-5	16.7/80.0
Mar. 3	Wichita State	21/36	25/33	46/69	(23)	16-46/23-57	34.8/40.4	38.9/41.7	32.1/38.1	3-16/3-9	18.8/33.3
Mar. 5	Missouri State	32/36	26/34	58/70	(12)	22-64/20-59	34.4/33.9	38.7/31.0	30.3/36.7	4-22/2-11	18.2/18.2
Mar. 10	Indiana State	40/47	28/36	68/83	(15)	24-69/31-67	34.8/46.3	41.7/51.4	27.3/40.6	5-19/7-17	26.3/41.2

Date	Opponent	Free Throws	FT Pct	Off Reb	Def Reb	Rebounds	Mar	Assist	TOver	Block	Steals	Fouls
Nov. 12	UT Martin	12-20/9-21	60.0/42.9	14/21	24/29	38/50	(12)	9/5	20/19	4/4	8/9	21/19
Nov. 16	Tennessee State	17-30/13-19	56.7/68.4	22/11	29/28	51/39	+12	5/7	21/18	3/5	5/8	20/21
Nov. 19	Northern Illinois	5-8/9-13	62.5/69.2	8/16	23/16	31/32	(1)	9/9	20/16	6/1	5/10	14/7
Nov. 24	Western Michigan	17-26/15-20	65.4/75.0	14/12	28/21	42/33	+9	9/9	24/14	6/4	2/12	20/19
Nov. 28	Austin Peay	28-34/17-24	82.4/70.8	11/10	30/19	41/29	+12	15/5	16/14	3/1	6/7	20/22
Dec. 2	Saint Louis	10-17/17-24	58.8/70.8	10/16	20/34	30/50	(20)	8/10	21/23	7/2	9/10	18/17
Dec. 7	Vanderbilt	3-5/24-30	60.0/80.0	8/6	26/25	34/31	+3	13/16	17/8	3/0	3/8	20/12
Dec. 10	IUPUI	15-23/13-22	65.2/59.1	13/11	27/22	40/33	+7	9/17	31/13	4/3	9/20	21/21
Dec. 14	Wright State	2-4/12-18	50.0/66.7	9/21	23/30	32/51	(19)	16/12	20/14	6/0	4/9	15/12
Dec. 18	Murray State	5-8/15-17	62.5/88.2	13/12	33/17	46/29	+17	16/10	26/13	4/4	6/9	16/14
Dec. 20	Purdue	6-10/24-34	60.0/70.6	14/14	25-27	39/41	(2)	8/13	27/12	3/3	4/15	23/13
Dec. 31	Missouri State	5-11/19-27	45.5/70.4	10/23	32/32	42/55	(13)	12/16	22/11	7/1	5/15	18/13
Jan. 2	Wichita State	15-24/12-20	62.5/60.0	11/18	31/17	42/35	+7	13/17	27/9	6/4	3/12	21/18
Jan. 6	Drake	6-11/19-26	54.5/73.1	9/15	22/33	31/48	(17)	9/11	12/13	6/3	6/4	22/13
Jan. 8	Creighton	8-13/10-16	61.5/62.5	8/17	22/26	30/43	(13)	15/12	20/13	3/4	6/10	16/16
Jan. 15	Evansville	4-8/20-30	50.0/66.7	7/20	24/18	31/38	(7)	12/17	39/16	10/2	3/18	22/12
Jan. 21	Bradley	11-16/16-20	68.8/80.0	9/11	22/24	31/35	(4)	10/14	30/17	7/5	7/19	18/17
Jan. 23	Northern Iowa	12-14/22-31	85.7/71.0	6/14	27/28	33/42	(9)	5/17	31/16	2/5	5/19	23/10
Jan. 27	Illinois State	7-12/19-23	58.3/82.6	15/15	25/24	40/39	+1	8/10	31/11	10/2	3/19	19/13
Jan. 29	Indiana State	6-6/16-26	100.0/61.5	15/13	34/33	49/46	+3	10/7	15/12	8/3	3/7	21/11
Feb. 3	Creighton	9-13/9-14	69.2/64.3	4/17	32/28	36/45	(9)	9/16	24/12	5/4	7/15	16/12
Feb. 5	Drake	4-6/21-33	66.7/63.6	14/21	19/24	32/46	(14)	14/15	24/19	7/5	10/9	24/11
Feb. 12	Evansville	4-9/19-28	44.4/67.9	23/22	13/14	35/37	(2)	12/10	24/18	3/1	8/12	23/10
Feb. 17	Northern Iowa	5-8/12-17	62.5/70.6	8/13	23/22	30/36	(6)	9/11	27/18	8/3	4/14	19/13
Feb. 19	Bradley	16-26/28-39	61.5/71.8	9/16	22/31	31/47	(16)	9/9	25/24	4/3	12/15	24/23
Feb. 25	Indiana State	8-10/38-52	80.0/73.1	13/15	18/33	31/48	(17)	13/17	20/19	3/4	6/12	33/14
Feb. 27	Illinois State	19-26/15-29	73.1/51.7	8/11	23/29	31/40	(9)	11/11	22/17	4/1	4/13	26/21
Mar. 3	Wichita State	11-23/20/24	47.8/83.3	12/12	24/24	36/36	-	6/11	22/11	6/1	4/14	16/21
Mar. 5	Missouri State	10-16/28-38	62.5/73.7	17/21	23/28	40/49	(9)	10/10	21/20	5/0	9/13	24/14
Mar. 10	Indiana State	15-20/14-20	75.0/70.0	18/15	24/28	42/43	(1)	13/20	12/13	2/4	5/5	19/13

2010-11 STATS



### 2010-11 TEAM LEADERS

<b>Points</b>	<b>G</b>	<b>Pts</b>	<b>Pts/G</b>
Teri Oliver	27	350	13.0
Katrina Swingler	29	264	9.1
Sidney Goins	28	171	6.1
CiCi Shannon	30	142	4.7
Charnise Mitchell	26	138	5.3
Brooke LeMar	30	133	4.4
Renee Reed	22	124	5.6
Nneka Nwani	26	66	2.5
Eboni Crayton	6	40	6.7
Courier,Jordyn	23	39	1.7
Raquel Miller	26	25	1.0
Taylor Ignoto	17	17	1.0

<b>Scoring Average</b>	<b>G</b>	<b>Pts</b>	<b>Avg/G</b>
Teri Oliver	27	350	13.0
Katrina Swingler	29	264	9.1
Eboni Crayton	6	40	6.7
Sidney Goins	28	171	6.1
Renee Reed	22	124	5.6
Charnise Mitchell	26	138	5.3
CiCi Shannon	30	142	4.7
Brooke LeMar	30	133	4.4
Nneka Nwani	26	66	2.5
Rani Brandon	7	12	1.7
Courier,Jordyn	23	39	1.7
Taylor Ignoto	17	17	1.0

<b>FG Percentage</b>	<b>FG</b>	<b>Att</b>	<b>Pct</b>
Nneka Nwani	28	56	.500
Katrina Swingler	107	251	.426
Rani Brandon	5	12	.417
CiCi Shannon	56	141	.397
Charnise Mitchell	42	115	.365
Sidney Goins	65	181	.359
Eboni Crayton	14	41	.341
Raquel Miller	12	38	.316
Renee Reed	43	138	.312
Brooke LeMar	43	142	.303
Teri Oliver	105	350	.300
Courier,Jordyn	13	50	.260

<b>Field Goal Attempts</b>	<b>G</b>	<b>Att</b>	<b>Att/G</b>
Teri Oliver	27	350	13.0
Katrina Swingler	29	251	8.7
Sidney Goins	28	181	6.5
Brooke LeMar	30	142	4.7
CiCi Shannon	30	141	4.7

<b>Field Goals Made</b>	<b>G</b>	<b>Made</b>	<b>Made/G</b>
Katrina Swingler	29	107	3.7
Teri Oliver	27	105	3.9
Sidney Goins	28	65	2.3
CiCi Shannon	30	56	1.9
Brooke LeMar	30	43	1.4
Renee Reed	22	43	2.0

<b>3-Point Percentage</b>	<b>3FG</b>	<b>Att</b>	<b>Pct</b>
Renee Reed	33	110	.300
Teri Oliver	71	237	.300
Sidney Goins	25	89	.281
Brooke LeMar	9	33	.273
Courier,Jordyn	9	36	.250
Taylor Ignoto	2	12	.167
Charnise Mitchell	1	8	.125
Raquel Miller	0	1	.000
Katrina Swingler	0	7	.000
Olivia Patterson	0	7	.000

<b>3-Point FG Attempts</b>	<b>G</b>	<b>Att</b>	<b>Att/G</b>
Teri Oliver	27	237	8.8
Renee Reed	22	110	5.0
Sidney Goins	28	89	3.2
Courier,Jordyn	23	36	1.6
Brooke LeMar	30	33	1.1

<b>3-Point FG Made</b>	<b>G</b>	<b>Made</b>	<b>Made/G</b>
Teri Oliver	27	71	2.6
Renee Reed	22	33	1.5
Sidney Goins	28	25	0.9
Courier,Jordyn	23	9	0.4
Brooke LeMar	30	9	0.3

<b>Free Throw Percent</b>	<b>FG</b>	<b>Att</b>	<b>Pct</b>
Eboni Crayton	12	14	.857
Teri Oliver	69	91	.758
Katrina Swingler	50	68	.735
Brooke LeMar	38	54	.704
Sidney Goins	16	24	.667
Charnise Mitchell	53	90	.589
CiCi Shannon	30	52	.577
Renee Reed	5	9	.556
Taylor Ignoto	3	6	.500
Rani Brandon	2	4	.500
Courier,Jordyn	4	10	.400
Nneka Nwani	10	26	.385

<b>Free Throw Attempts</b>	<b>G</b>	<b>Att</b>	<b>Att/G</b>
Teri Oliver	27	91	3.4
Charnise Mitchell	26	90	3.5
Katrina Swingler	29	68	2.3
Brooke LeMar	30	54	1.8
CiCi Shannon	30	52	1.7

<b>Free Throws Made</b>	<b>G</b>	<b>Made</b>	<b>Made/G</b>
Teri Oliver	27	69	2.6
Charnise Mitchell	26	53	2.0
Katrina Swingler	29	50	1.7
Brooke LeMar	30	38	1.3
CiCi Shannon	30	30	1.0



## 2010-11 TEAM LEADERS

2010-11 STATS

<b>Rebounds</b>	<b>G</b>	<b>Reb</b>	<b>Reb/G</b>
CiCi Shannon	30	180	6.0
Katrina Swingler	29	175	6.0
Charnise Mitchell	26	124	4.8
Nneka Nwani	26	97	3.7
Teri Oliver	27	97	3.6

<b>Assists</b>	<b>G</b>	<b>No.</b>	<b>Ast/G</b>
Brooke LeMar	30	135	4.5
Teri Oliver	27	52	1.9
Katrina Swingler	29	36	1.2
Sidney Goins	28	26	0.9
Charnise Mitchell	26	19	0.7

<b>Rebound Average</b>	<b>G</b>	<b>Reb</b>	<b>Avg/G</b>
Katrina Swingler	29	175	6.0
CiCi Shannon	30	180	6.0
Charnise Mitchell	26	124	4.8
Eboni Crayton	6	23	3.8
Nneka Nwani	26	97	3.7

<b>Steals</b>	<b>G</b>	<b>No.</b>	<b>Stl/G</b>
Teri Oliver	27	32	1.2
Brooke LeMar	30	29	1.0
Katrina Swingler	29	26	0.9
CiCi Shannon	30	19	0.6
Sidney Goins	28	12	0.4

<b>Offensive Rebounds</b>	<b>G</b>	<b>No.</b>	<b>Avg/G</b>
Katrina Swingler	29	62	2.1
CiCi Shannon	30	61	2.0
Charnise Mitchell	26	35	1.3
Nneka Nwani	26	35	1.3
Teri Oliver	27	23	0.9

<b>Blocked Shots</b>	<b>G</b>	<b>No.</b>	<b>Blk/G</b>
CiCi Shannon	30	82	2.7
Katrina Swingler	29	16	0.6
Nneka Nwani	26	15	0.6
Raquel Miller	26	11	0.4
Teri Oliver	27	8	0.3

<b>Defensive Rebounds</b>	<b>G</b>	<b>No.</b>	<b>Avg/G</b>
CiCi Shannon	30	119	4.0
Katrina Swingler	29	113	3.9
Charnise Mitchell	26	89	3.4
Brooke LeMar	30	89	3.0
Teri Oliver	27	74	2.7

<b>Minutes</b>	<b>G</b>	<b>No.</b>	<b>Min/G</b>
Brooke LeMar	30	968	32.3
Teri Oliver	27	921	34.1
Katrina Swingler	29	709	24.4
Sidney Goins	28	608	21.7
CiCi Shannon	30	604	20.1

<b>Fouls</b>	<b>G</b>	<b>No.</b>	<b>Per/G</b>
Katrina Swingler	29	117	4.0
CiCi Shannon	30	103	3.4
Brooke LeMar	30	74	2.5
Teri Oliver	27	66	2.4
Nneka Nwani	26	57	2.2

<b>Turnovers</b>	<b>G</b>	<b>No.</b>	<b>TO/G</b>
Brooke LeMar	30	176	5.9
Teri Oliver	27	91	3.4
Katrina Swingler	29	79	2.7
Sidney Goins	28	71	2.5
Charnise Mitchell	26	57	2.2

<b>Foulsouts</b>	<b>G</b>	<b>No.</b>
Katrina Swingler	29	8
CiCi Shannon	30	4
Sidney Goins	28	2
Nneka Nwani	26	2



## 2010-11 GAME HIGHS

Opponent	Date	Score	Points	Rebounds	Assists	Steals	Blocked shots
UT MARTIN	11/12/10	50-62	17-Teri Oliver	10-Katrina Swingler	5-Brooke LeMar	4-Brooke LeMar	1-Katrina Swingler Teri Oliver Ebony Crayton CiCi Shannon
TENNESSEE STATE	11/16/10	43-57	11-Charnise Mitchell	10-CiCi Shannon Charnise Mitchell	2-Olivia Patterson Brooke LeMar	2-Ebony Crayton	1-Ebony Crayton CiCi Shannon Katrina Swingler
NORTHERN ILLINOIS at Western Michigan	11/19/10 11/24/10	45-46 52-56	11-Oliver, Teri 15-Oliver, Teri Shannon, CiCi	10-Shannon, CiCi 8-Mitchell, Charnise Shannon, CiCi	5-Oliver, Teri 6-Lemar, Brooke	2-Goins, Sidney 1-Swingler, Katrina Patterson, Olivia	5-Shannon, CiCi 6-Shannon, CiCi
AUSTIN PEAY	11/28/10	76-64	22-Goins, Sidney	10-Swingler, Katrina	6-Lemar, Brooke	2-Swingler, Katrina	1-Crayton, Ebony Mitchell, Charnise Oliver, Teri
SAINT LOUIS	12/2/10	39-66	12-Mitchell, Charnise	8-Crayton, Ebony	3-Oliver, Teri	4-Patterson, Olivia	2-Mitchell, Charnise Crayton, Ebony
at Vanderbilt at IUPUI	12/07/10 12/10/10	68-81 48-65	21-Goins, Sidney 14-Oliver, Teri	6-Mitchell, Charnise 9-Shannon, CiCi	4-Mitchell, Charnise 6-Lemar, Brooke	2-Swingler, Katrina 3-Oliver, Teri	3-Shannon, CiCi 2-Shannon, CiCi
WRIGHT STATE	12/14/10	53-75	16-GOINS, Sidney	7-LeMAR, Brooke	6-LeMAR, Brooke	2-LeMAR, Brooke	2-MILLER, Raquel SHANNON, CiCi
at MUR at Purdue at Missouri State	12/18/10 12/20/10 12/31/10	62-61 36-75 50-82	19-REED, Renee 12-MITCHELL, Charni 14-OLIVER, Teri	7-SHANNON, CiCi 13-MITCHELL, Charni 9-NWANI, Nneka	5-LeMAR, Brooke 3-LeMAR, Brooke 6-LeMAR, Brooke	3-OLIVER, Teri 2-SHANNON, CiCi 1-SWINGLER, Katrina NWANI, Nneka SHANNON, CiCi OLIVER, Teri LeMAR, Brooke	3-SHANNON, CiCi 3-SHANNON, CiCi 4-SHANNON, CiCi
at Wichita State DRAKE	01/02/11 01/06/11	53-76 57-70	16-OLIVER, Teri 10-LeMAR, Brooke	11-MITCHELL, Charni 7-MITCHELL, Charnis	7-LeMAR, Brooke 5-LeMAR, Brooke	2-SWINGLER, Katrina 1-LeMAR, Brooke GOINS, Sidney OLIVER, Teri SHANNON, CiCi NWANI, Nneka REED, Renee	4-SHANNON, CiCi 4-SHANNON, CiCi
CREIGHTON	01/08/11	51-68	12-SWINGLER, Katrin	6-SHANNON, CiCi SWINGLER, Katrina	6-LeMAR, Brooke	2-OLIVER, Teri	3-SHANNON, CiCi
at University of Evansville	1-15-11	45-79	18-REED, Renee	10-SHANNON, CiCi	5-REED, Renee	1-COURIER, Jordyn GOINS, Sidney SWINGLER, Katrina	7-SHANNON, CiCi
at Bradley at UNI	01-21-11 1-23-11	44-80 39-79	11-SHANNON, CiCi 14-SWINGLER, Katrin	7-SHANNON, CiCi 8-SWINGLER, Katrina	7-LeMAR, Brooke 2-SWINGLER, Katrina GOINS, Sidney	3-REED, Renee 2-SWINGLER, Katrina	6-SHANNON, CiCi 1-REED, Renee SHANNON, CiCi
ILLINOIS STATE	1/27/11	44-82	13-REED, Renee	8-SHANNON, CiCi NWANI, Nneka	6-LeMAR, Brooke	1-OLIVER, Teri LeMAR, Brooke GOINS, Sidney	6-SHANNON, CiCi
INDIANA STATE	1/29/11	42-48	17-OLIVER, Teri	11-NWANI, Nneka	8-LeMAR, Brooke	1-REED, Renee COURIER, Jordyn OLIVER, Teri	4-NWANI, Nneka
at Creighton at Drake	02-03-11 02-05-11	43-62 50-67	18-OLIVER, Teri 12-REED, Renee	10-SWINGLER, Katrin 7-SHANNON, CiCi	3-GOINS, Sidney 5-LeMAR, Brooke	3-SWINGLER, Katrina 2-OLIVER, Teri SHANNON, CiCi	2-SHANNON, CiCi 3-MILLER, Raquel
UNIVERSITY OF EVANSVIL	2/12/11	45-59	9-OLIVER, Teri	10-SWINGLER, Katrin	5-LeMAR, Brooke	2-NWANI, Nneka SHANNON, CiCi	1-SHANNON, CiCi NWANI, Nneka SWINGLER, Katrina
UNI	02/17/11	41-68	10-SHANNON, CiCi	7-SHANNON, CiCi	6-LeMAR, Brooke	2-LeMAR, Brooke	3-NWANI, Nneka SHANNON, CiCi
BRADLEY at Indiana State	02/19/11 02-25-11	60-76 57-93	17-SWINGLER, Katrin 25-OLIVER, Teri	10-SWINGLER, Katrin 10-SWINGLER, Katrin	5-LeMAR, Brooke 10-LeMAR, Brooke	3-LeMAR, Brooke 2-LeMAR, Brooke	3-SHANNON, CiCi 1-NWANI, Nneka SWINGLER, Katrina SHANNON, CiCi
at Illinois State	02/27/11	62-87	18-SWINGLER, Katrin	7-SWINGLER, Katrina	4-OLIVER, Teri	1-SWINGLER, Katrina NWANI, Nneka LeMAR, Brooke OLIVER, Teri	1-NWANI, Nneka SHANNON, CiCi GOINS, Sidney SWINGLER, Katrina
WICHITA STATE	03/03/11	46-69	26-OLIVER, Teri	7-SWINGLER, Katrina NWANI, Nneka	2-MITCHELL, Charnis LeMAR, Brooke	3-OLIVER, Teri	3-NWANI, Nneka
MISSOURI STATE	03/05/11	58-70	23-OLIVER, Teri	11-SHANNON, CiCi	3-MITCHELL, Charnis	2-LeMAR, Brooke SWINGLER, Katrina NWANI, Nneka	3-SHANNON, CiCi
vs Indiana State	03/10/11	68-83	21-SWINGLER, Katrin	9-SWINGLER, Katrina	4-LeMAR, Brooke SWINGLER, Katrina	2-OLIVER, Teri	2-SHANNON, CiCi



## 2010-11 TEAM HIGHS

### Southern Illinois Highs

Points	76	vs. Austin Peay (11/28/10)
Field Goals Made	28	at Vanderbilt (12/7/10)
Field Goals Attempted	69	2x, last vs. Indiana State (3/10/11)
Field Goal Percentage	.462	2x, last at Wichita State (1/2/11)
3-Pt Field Goals Made	13	vs. Wright State (12/14/10)
3-Pt Field Goals Attempted	33	vs. Wright State (12/14/10)
3-Pt Field Goal Percentage	.500	at Murray State (12/18/10)
Free Throws Made	28	vs. Austin Peay (11/28/10)
Free Throws Attempted	34	vs. Austin Peay (11/28/10)
Free Throw Percentage	1.000	vs. Indiana State (1/29/11)
Rebounds	51	vs. Tennessee State (11/16/10)
Assists	16	2x, last at Murray State (12/18/10)
Steals	12	vs. Bradley (2/19/11)
Blocked Shots	10	2x, last vs. Illinois State (1/27/11)
Turnovers	39	at Evansville (1/15/11)
Fouls	33	at Indiana State (2/25/11)

### Opponent Game Highs

Points	93	at Indiana State (2/25/11)
Field Goals Made	34	at Illinois State (2/27/11)
Field Goals Attempted	78	at Missouri State (12/31/10)
Field Goal Percentage	.560	at Illinois State (2/27/11)
3-Pt Field Goals Made	9	vs. Wright State (12/14/10)
3-Pt Field Goals Attempted	30	vs. Wright State (12/14/10)
3-Pt Field Goal Percentage	.800	at Illinois State (2/27/11)
Free Throws Made	38	at Indiana State (2/25/11)
Free Throws Attempted	52	at Indiana State (2/25/11)
Free Throw Percentage	.826	vs. Illinois State (1/27/11)
Rebounds	55	at Missouri State (12/31/10)
Assists	20	vs. Indiana State (3/10/11)
Steals	20	at IUPUI (12/10/10)
Blocked Shots	5	4x, last at Drake (2/5/11)
Turnovers	24	vs. Bradley (2/19/11)
Fouls	23	vs. Bradley (2/19/11)

### Southern Illinois Lows

Points	36	at Purdue (12/20/10)
Field Goals Made	13	2x, last at Northern Iowa (1/23/11)
Field Goals Attempted	39	at Wichita State (1/2/11)
Field Goal Percentage	.226	vs. Indiana State (1/29/11)
3-Pt Field Goals Made	0	vs. Tennessee State (11/16/10)
3-Pt Field Goals Attempted	9	2x, last at IUPUI (12/10/10)
3-Pt Field Goal Percentage	.000	vs. Tennessee State (11/16/10)
Free Throws Made	2	vs. Wright State (12/14/10)
Free Throws Attempted	4	vs. Wright State (12/14/10)
Free Throw Percentage	.478	vs. Wichita State (3/3/11)
Rebounds	30	3x, last vs. Northern Iowa (2/17/11)
Assists	5	2x, last at Northern Iowa (1/23/11)
Steals	2	at Western Michigan (11/24/10)
Blocked Shots	2	2x, last vs. Indiana State (3/10/11)
Turnovers	12	2x, last vs. Indiana State (3/10/11)
Fouls	14	vs. Northern Illinois (11/19/10)

### Opponent Lows

Points	46	vs. Northern Illinois (11/19/10)
Field Goals Made	15	vs. Indiana State (1/29/11)
Field Goals Attempted	49	at Indiana State (2/25/11)
Field Goal Percentage	.268	vs. Northern Illinois (11/19/10)
3-Pt Field Goals Made	1	at Western Michigan (11/24/10)
3-Pt Field Goals Attempted	7	2x, last vs. Saint Louis (12/2/10)
3-Pt Field Goal Percentage	.111	at Western Michigan (11/24/10)
Free Throws Made	9	3x last at Creighton (2/3/11)
Free Throws Attempted	13	vs. Northern Illinois (11/19/10)
Free Throw Percentage	.429	vs. UT Martin (11/12/10)
Rebounds	29	2x, last at Murray State (12/18/10)
Assists	5	2x, last vs. Austin Peay (11/28/10)
Steals	4	vs. Drake (1/6/10)
Blocked Shots	0	3x, last vs. Missouri State (3/5/11)
Turnovers	8	at Vanderbilt (12/7/10)
Fouls	7	vs. Northern Illinois (11/19/10)

# 2010-11 STATS

## SIU'S 2010-11 RECORD WHEN...

Playing at home.....	1-14	Leading at the half.....	1-1	In November.....	1-4
Playing on the road.....	1-13	Opponents lead at the half.....	1-26	In December.....	1-6
In MVC games.....	0-18	Tied at the half.....	0-1	In January.....	0-8
Shooting 50% or Better from the field.....	—	Games go into overtime.....	—	In February.....	0-7
Shooting 40-49% from the field.....	2-4	Scoring 59 points or less.....	0-24	In March.....	0-3
Shooting under 40% from the field.....	0-24	Scoring 60-69 points.....	1-4	On Sundays.....	1-3
Shooting better than opponent.....	2-6	Scoring 70-79 points.....	1-0	On Mondays.....	0-1
Shooting worse than opponent.....	0-22	Scoring 80-89 points.....	—	On Tuesdays.....	0-3
Making more three-pointers.....	1-9	Scoring 90 or more points.....	—	On Wednesdays.....	0-1
Opponents make more three-pointers.....	1-13	Holding opponents to 70 points or less.....	2-15	On Thursdays.....	0-7
Same number of three-pointers.....	0-6	Holding opponents between 71-79 points.....	0-6	On Fridays.....	0-6
Out-rebounding opponents.....	2-7	Holding opponents between 80-89 points.....	0-6	On Saturdays.....	1-7
Opponents out-rebound.....	0-20	Opponents score 90 or more points.....	0-1		
Rebounds are equal.....	0-1	Games are decided by five or less points.....	1-2		
Attempting more free throws.....	1-4	Games are decided by 6-10 points.....	0-1		
Opponents attempt more free throws.....	1-23	Games are decided by 11-15 points.....	1-7		
Same number of free throws attempted.....	0-1	Games are decided by 16 or more points.....	0-18		
Committing more turnovers.....	2-25	Bench outscores opponents' bench.....	1-8		
Opponents commit more turnovers.....	0-3	Opponents' bench outscores Saluki bench.....	1-20		
Same number of turnovers.....	—	Bench points are tied.....	—		

### Other 2010-11 Saluki Stats

Most points in a half..... 43, in second half at Vanderbilt (12/7/10)  
 Least points in a half 13, 2x, last in first half vs. Evansville (2/12/11)  
 Worst loss of season..... -40 at Northern Iowa (1/23/11)  
 Largest win of season... +12 vs. Austin Peay (11/28/10)  
 Longest winning streak..... 1 game  
 Longest losing streak..... 20 games



# SALUKI WOMEN'S BASKETBALL 2011-12



# 2010-11 BOX SCORES

## UT MARTIN 62, SIU 50

Official Basketball Box Score -- Game Totals -- Final Statistics  
UT Martin vs Southern Illinois  
11/12/10 7:05 p.m. at Carbondale, Ill.

### UT Martin 62 • 1-0

#	Player	Total			3-Ptr			Rebounds			PF	TP	A	TO	Blk	Stl	Min
		FG	FGA	FT	FTA	FG	FGA	FT	FTA	Off							
42	HAWN, Beth	f	6-10	1-1	1-3	1	6	7	3	14	0	1	1	1	32		
11	BUTLER, Heather	g	6-20	1-7	0-1	4	1	5	0	13	1	5	0	0	29		
12	NEWSOME, Jasmine	g	7-20	4-10	6-7	2	4	6	2	24	1	4	0	2	39		
40	HAISLIP, Jaclissa	g	0-4	0-2	0-2	3	6	9	4	0	3	1	1	3	34		
25	REEDY, Aubrey	g	2-5	1-1	0-2	5	1	6	2	5	0	2	1	2	25		
14	HALL, Taylor	g	0-1	0-1	0-0	0	3	3	0	0	1	0	0	0	8		
22	WEATHERLY, Alecia	g	0-1	0-1	0-0	0	0	0	0	0	0	0	0	0	0		
33	WHITE, Megan	g	0-0	0-0	0-0	0	0	0	0	0	0	0	0	0	1		
34	BRYANT, Rickiesha	g	1-2	0-0	0-0	1	0	1	3	2	0	0	1	0	8		
33	CRAWFORD, Shelby	g	1-1	0-0	2-6	2	1	3	0	4	0	2	0	0	19		
40	GLENN, Perica	g	0-2	0-0	0-0	1	0	1	1	0	0	3	0	1	5		
	Team					2	7	9	1								
	Totals		23-66	7-23	9-21	21	29	50	19	62	5	19	4	9	200		

FG % 1st Half: 8-31 25.8% 2nd half: 15-35 42.9% Game: 23-66 34.8%  
 3FG % 1st Half: 3-10 30.0% 2nd half: 4-13 30.8% Game: 7-23 30.4%  
 FT % 1st Half: 0-5 0.0% 2nd half: 9-16 56.3% Game: 9-21 42.9%

### Southern Illinois 50 • 0-1

#	Player	Total			3-Ptr			Rebounds			PF	TP	A	TO	Blk	Stl	Min
		FG	FGA	FT	FTA	FG	FGA	FT	FTA	Off							
15	Charnise Mitchell	f	2-6	0-2	4-6	3	2	5	4	8	1	2	0	1	28		
20	Katrina Swingler	f	5-9	0-1	4-6	5	5	10	5	14	1	4	1	0	25		
21	CICI Shannon	c	0-2	0-0	0-2	0	0	0	0	0	0	1	1	0	7		
04	Brooke LeMar	g	3-9	0-3	1-2	1	0	1	3	7	5	3	0	4	30		
22	Teri Oliver	g	5-18	4-15	3-4	1	3	4	17	0	3	1	2	40-			
02	Taylor Ignoto	g	0-1	0-1	0-0	0	1	1	0	0	1	2	0	0	4		
03	Olivia Patterson	g	0-2	0-2	0-0	0	2	2	1	0	0	2	0	0	8		
10	Nneka Nwani	g	0-2	0-0	0-0	1	1	2	3	0	0	0	0	0	16		
11	Raquel Miller	g	0-1	0-1	0-0	0	0	0	0	0	0	0	0	1	2		
13	Eboni Crayton	g	2-6	0-0	0-0	1	3	4	1	4	0	1	1	0	17		
24	Renee Reed	g	0-0	0-0	0-0	0	0	0	0	0	0	0	0	0	10		
32	Sidney Goins	g	0-1	0-0	0-0	0	1	1	0	0	0	2	0	0	11		
34	Rani Brandon	g	0-0	0-0	0-0	0	0	0	0	0	1	0	0	0	2		
	Team					2	6	8									
	Totals		17-57	4-25	12-20	14	24	38	21	50	9	20	4	8	200		

FG % 1st Half: 6-29 20.7% 2nd half: 11-28 39.3% Game: 17-57 29.8%  
 3FG % 1st Half: 1-14 7.1% 2nd half: 3-11 27.3% Game: 4-25 16.0%  
 FT % 1st Half: 2-4 50.0% 2nd half: 10-16 62.5% Game: 12-20 60.0%

Officials: Alycia Dukas, Mark Briney, Jimmy Lomax  
 Technical fouls: UT Martin-None. Southern Illinois-None.  
 Attendance: 436

Score by periods	1st	2nd	Total
UT Martin	19	43	62
Southern Illinois	15	35	50

## TENNESSEE STATE 57, SIU 43

Official Basketball Box Score -- Game Totals -- Final Statistics  
Tennessee State vs Southern Illinois  
11/16/10 7:05 p.m. at Carbondale, Ill.

### Tennessee State 57 • 1-1

#	Player	Total			3-Ptr			Rebounds			PF	TP	A	TO	Blk	Stl	Min
		FG	FGA	FT	FTA	FG	FGA	FT	FTA	Off							
32	FOSTER,Tayla	f	3-6	0-0	2-3	1	7	8	2	8	0	3	0	0	18		
01	BRIMM,Jasmine	g	0-1	0-0	0-0	0	0	0	0	0	0	0	0	0	3		
10	STAFFORD,Meredith	g	5-11	2-3	1-2	3	1	4	3	13	2	1	0	2	32		
21	SHULER,Jasmin	g	2-6	1-4	0-2	0	1	1	2	5	2	2	0	0	20		
23	MORRIS,Aiana	g	2-3	0-0	5-5	5	5	10	2	9	1	5	0	2	31		
04	HAYNES,Kim	g	0-3	0-2	0-0	0	0	0	0	3	0	0	2	0	9		
15	STENSON,Tanasha	g	0-1	0-0	2-2	0	0	0	0	2	0	1	1	0	3		
20	TATE,Ashley	g	0-2	0-0	1-1	0	0	0	4	1	1	0	0	0	22		
22	HESS,Kesi	g	4-11	3-9	1-2	0	0	0	2	12	0	1	1	2	31		
35	HOPES,Simone	g	2-8	0-0	1-2	0	0	7	1	5	0	2	1	2	23		
44	GASTON,Destiney	g	1-2	0-0	0-0	0	1	1	2	2	1	1	2	0	8		
	Team					2	6	8									
	Totals		19-54	6-18	13-19	11	28	39	21	57	7	18	5	8	200		

FG % 1st Half: 11-29 37.9% 2nd half: 8-25 32.0% Game: 19-54 35.2%  
 3FG % 1st Half: 6-12 50.0% 2nd half: 0-6 0.0% Game: 6-18 33.3%  
 FT % 1st Half: 5-8 62.5% 2nd half: 8-11 72.7% Game: 13-19 68.4%

### Southern Illinois 43 • 0-2

#	Player	Total			3-Ptr			Rebounds			PF	TP	A	TO	Blk	Stl	Min
		FG	FGA	FT	FTA	FG	FGA	FT	FTA	Off							
15	Charnise Mitchell	f	3-12	0-2	5-7	3	7	10	3	11	0	2	0	0	35		
20	Katrina Swingler	f	1-6	0-2	2-5	1	3	4	3	4	1	1	1	0	19		
04	Brooke LeMar	g	2-6	0-1	1-2	0	6	6	1	5	2	8	0	0	27		
22	Teri Oliver	g	1-7	0-3	4-6	1	4	5	1	6	0	3	0	1	33		
32	Sidney Goins	g	2-5	0-3	0-0	3	0	3	0	4	0	1	0	0	18		
02	Taylor Ignoto	g	0-1	0-0	0-0	0	0	0	0	0	0	0	0	0	1		
03	Olivia Patterson	g	0-2	0-1	1-4	0	1	1	1	1	2	2	0	1	14		
10	Nneka Nwani	g	0-0	0-0	2-2	1	0	1	2	2	0	1	0	0	2		
11	Raquel Miller	g	0-1	0-0	0-0	0	0	0	0	0	0	0	0	0	4		
13	Eboni Crayton	g	2-7	0-0	2-2	4	1	5	3	6	0	2	1	2	19		
21	CICI Shannon	g	2-5	0-0	0-2	4	6	10	4	4	0	1	1	1	22		
23	Jordyn Courier	g	0-4	0-3	0-0	2	0	2	1	0	0	0	0	0	6		
	Team					3	1	4									
	Totals		13-56	0-15	17-30	22	29	51	20	43	5	21	3	5	200		

FG % 1st Half: 4-31 12.9% 2nd half: 9-25 36.0% Game: 13-56 23.2%  
 3FG % 1st Half: 0-10 0.0% 2nd half: 0-5 0.0% Game: 0-15 0.0%  
 FT % 1st Half: 9-14 64.3% 2nd half: 8-16 50.0% Game: 17-30 56.7%

Officials: Kelly Dennis, Kerry Winders, Doug Klenc  
 Technical fouls: Tennessee State-None. Southern Illinois-None.  
 Attendance: 443

Score by periods	1st	2nd	Total
Tennessee State	33	24	57
Southern Illinois	17	26	43

## NORTHERN ILLINOIS 46, SIU 45

Official Basketball Box Score -- Game Totals -- Final Statistics  
Northern Illinois vs Southern Illinois  
11/19/10 7:05 p.m. at Carbondale, Ill.

### Northern Illinois 46 • 3-1

#	Player	Total			3-Ptr			Rebounds			PF	TP	A	TO	Blk	Stl	Min
		FG	FGA	FT	FTA	FG	FGA	FT	FTA	Off							
24	DAVIS, Kim	f	1-6	0-0	0-0	3	3	6	1	2	1	2	0	2	31		
44	ELLIS, Ebony	c	3-12	0-0	3-4	5	4	9	2	9	0	2	0	0	21		
12	PULLIAM, Danielle	g	0-3	0-0	0-0	1	0	1	0	0	0	2	0	2	28		
21	SHELLTON, Courtney	g	7-7	5-5	2-2	0	2	2	1	21	3	4	0	0	34		
23	FREEMAN, Marke	g	0-9	0-1	1-4	2	2	4	0	1	4	4	1	4	38		
02	CALLAHAN, Brittney	g	0-1	0-1	0-0	0	1	1	0	0	0	0	0	0	8		
03	SNEED, Ashley	g	1-4	0-0	2-2	1	1	2	0	4	0	1	0	0	7		
25	BROWN, Bianca	g	1-3	0-0	0-0	3	0	3	0	2	1	0	0	1	13		
33	HAYWOOD, Shaakira	g	3-7	0-0	1-1	1	1	2	1	7	0	1	0	1	20		
	Team					0	2	2									
	Totals		16-52	5-7	9-13	16	16	32	7	46	9	16	1	10	200		

FG % 1st Half: 9-26 34.6% 2nd half: 7-26 26.9% Game: 16-52 30.8%  
 3FG % 1st Half: 3-4 75.0% 2nd half: 2-3 66.7% Game: 5-7 71.4%  
 FT % 1st Half: 6-9 66.7% 2nd half: 3-4 75.0% Game: 9-13 69.2%

### Southern Illinois 45 • 0-3

#	Player	Total			3-Ptr			Rebounds			PF	TP	A	TO	Blk	Stl	Min
		FG	FGA	FT	FTA	FG	FGA	FT	FTA	Off							
15	Mitchell,Charnise	f	2-4	0-0	2-2	0	6	6	1	6	0	3	0	0	28		
04	Swingler,Katrina	f	2-6	0-1	0-0	2	3	5	1	4	0	0	1	0	18		
04	Lemar,Brooke	g	1-1	0-0	2-2	0	0	0	3	4	3	6	0	0	23		
13	Crayton,Eboni	g	2-3	0-0	0-0	0	1	1	2	4	0	1	0	1	25		
22	Oliver,Teri	g	4-8	3-4	0-0	1	1	2	0	11	5	2	0	1	29		
02	Ignoto,Taylor	g	0-0	0-0	0-0	0	0	0	0	0	0	1	0	0	6		
03	Patterson,Olivia	g	1-4	0-1	0-0	0	2	2	0	2	0	3	0	0	17		
11	Miller,Raquel	g	0-2	0-0	1-2	0	2	2	1	0	0	0	0	0	10		
21	Shannon,Cici	g	3-8	0-0	0-0	3	7	10	3	6	1	1	5	1	24		
23	Courier,Jordyn	g	0-0	0-0	0-0	0	0	0	0	0	0	0	0	0	0+		
32	Goins,Sidney	g	3-5	1-3	0-2	1	0	1	2	7	0	3	0	2	20		
	Team					1	1	2									



## SIU 76, AUSTIN PEAY 64

## SAINT LOUIS 66, SIU 39

**Official Basketball Box Score -- Game Totals -- Final Statistics**  
Austin Peay vs Southern Illinois  
11/28/10 2:05 p.m. at Carbondale, Ill.

**Official Basketball Box Score -- Game Totals -- Final Statistics**  
Saint Louis vs Southern Illinois  
12/2/10 7:05 p.m. at Carbondale, Ill.

### Austin Peay 64 • 1-6

#	Player	Total			3-Ptr			Rebounds			PF	TP	A	TO	Blk	Stl	Min
		FG-FGA	FT-FTA	FT-FTA	Off	Def	Tot	Off	Def	Tot							
41	THOMAS, Dalila	f	1-1	0-0	0-0	1	0	1	1	2	0	0	0	0	0	5	
30	TALLEY, Nikki	c	1-3	0-0	0-0	0	0	0	1	2	0	0	0	0	0	7	
02	WARNER, Darcie	g	0-1	0-0	0-0	0	0	0	2	0	0	0	0	0	0	10	
05	OLSZEWSKI, Nicole	g	3-8	1-1	3-4	0	4	4	5	10	3	3	0	0	2	38	
12	HANLEY, Whitney	g	7-16	3-7	3-4	1	4	5	4	20	1	1	0	2	3	34	
00	RAYNER, Jasmine	g	5-12	0-0	6-10	5	1	6	4	16	1	3	0	0	0	27	
01	RICHARDSON, Salem	g	0-1	0-0	0-0	1	0	1	1	0	0	1	0	0	0	10	
14	SMITH, Neika	g	0-1	0-0	0-0	0	0	0	0	0	0	2	0	0	0	3	
23	FAULKNER, Brooke	g	3-8	1-5	1-2	1	1	2	3	8	0	0	0	0	0	30	
42	HILL, Kaitlyn	g	0-2	0-0	0-0	0	2	3	0	0	0	3	1	2	2	20	
43	BUSSABARGER, Megha	g	1-4	0-2	4-4	0	2	2	1	6	0	1	0	0	0	16	
	Team					1	4	5									
	Totals		21-57	5-15	17-24	10	19	29	22	64	5	14	1	7	20		

FG % 1st Half: 10-28 35.7% 2nd half: 11-29 37.9% Game: 21-57 36.8%  
 3FG % 1st Half: 3-7 42.9% 2nd half: 2-8 25.0% Game: 5-15 33.3%  
 FT % 1st Half: 2-6 33.3% 2nd half: 15-18 83.3% Game: 17-24 70.8%

### Southern Illinois 76 • 1-4

#	Player	Total			3-Ptr			Rebounds			PF	TP	A	TO	Blk	Stl	Min
		FG-FGA	FT-FTA	FT-FTA	Off	Def	Tot	Off	Def	Tot							
15	Mitchell,Charnise	f	3-3	0-0	6-8	0	6	6	4	12	0	2	1	1	35		
20	Swingler,Katrina	f	4-7	0-0	5-6	4	6	10	4	13	3	1	0	2	35		
04	Lemar,Brooke	g	3-8	0-1	4-6	0	4	4	2	10	6	3	0	1	32		
13	Crayton,Eboni	g	5-10	0-0	9-10	2	2	4	3	19	1	2	1	1	36		
22	Oliver,Teri	g	0-6	0-4	0-0	0	1	1	1	0	3	2	1	0	19		
02	Ignoto,Taylor	g	0-2	0-1	0-0	0	0	0	0	0	0	0	0	0	2		
03	Patterson,Olivia	g	0-1	0-0	0-0	0	0	0	0	0	0	2	0	1	5		
11	Miller,Raquel	g	0-0	0-0	0-0	0	1	1	1	0	2	0	0	0	4		
21	Shannon,Cici	g	0-2	0-0	0-0	1	2	3	4	0	0	0	0	0	8		
32	Goins,Sidney	g	8-11	2-4	4-4	2	3	5	1	22	2	2	0	0	24		
	Team					2	5	7									
	Totals		23-50	2-10	28-34	11	30	41	20	76	15	16	3	6	200		

FG % 1st Half: 10-26 38.5% 2nd half: 13-24 54.2% Game: 23-50 46.0%  
 3FG % 1st Half: 2-8 25.0% 2nd half: 0-2 0.0% Game: 2-10 20.0%  
 FT % 1st Half: 13-16 81.3% 2nd half: 15-18 83.3% Game: 28-34 82.4%

Officials: Charles Hust, Alycia Dukas, Royce Blevins II  
 Technical fouls: Austin Peay-None. Southern Illinois-None.  
 Attendance: 430

Score by periods	1st	2nd	Total
Austin Peay	25	39	64
Southern Illinois	35	41	76

### Saint Louis 66 • 4-4

#	Player	Total			3-Ptr			Rebounds			PF	TP	A	TO	Blk	Stl	Min
		FG-FGA	FT-FTA	FT-FTA	Off	Def	Tot	Off	Def	Tot							
12	JONES, Lorreal	f	2-8	0-0	4-9	3	4	7	1	8	0	2	0	1	25		
50	EGGERT, Mallory	f	1-2	0-0	1-2	5	4	9	2	3	0	2	1	1	17		
01	BRADLEY, Jacy	g	5-16	1-4	0-0	1	3	4	0	11	4	4	0	2	34		
10	GEARLDS, Janisha	g	2-6	0-0	2-2	0	8	8	2	6	3	5	0	2	30		
13	HANLEN, Ashley	g	1-2	1-2	0-0	0	2	2	1	3	0	2	0	0	10		
03	ROBINSON, Ayriell	g	0-2	0-0	2-2	2	1	3	1	2	0	3	0	1	20		
24	WILLIS, Abby	g	1-1	1-1	0-0	0	1	1	3	3	0	0	0	0	15		
33	WOODS, Lauren	g	3-6	0-0	5-5	0	4	4	3	11	1	2	1	2	23		
42	MUELLER, Jenna	g	0-1	0-0	0-0	0	1	1	1	0	0	0	0	1	7		
44	HESTER, Kathryn	g	8-11	0-0	3-4	2	5	7	3	19	2	3	0	0	19		
	Team					3	1	4									
	Totals		23-55	3-7	17-24	16	34	50	17	66	10	23	2	10	200		

FG % 1st Half: 14-33 42.4% 2nd half: 9-22 40.9% Game: 23-55 41.8%  
 3FG % 1st Half: 1-4 25.0% 2nd half: 2-3 66.7% Game: 3-7 42.9%  
 FT % 1st Half: 5-6 83.3% 2nd half: 12-18 66.7% Game: 17-24 70.8%

### Southern Illinois 39 • 1-5

#	Player	Total			3-Ptr			Rebounds			PF	TP	A	TO	Blk	Stl	Min
		FG-FGA	FT-FTA	FT-FTA	Off	Def	Tot	Off	Def	Tot							
15	Mitchell,Charnise	f	4-12	1-2	3-6	1	1	2	4	12	0	2	2	0	33		
20	Swingler,Katrina	f	2-5	0-0	1-2	0	2	2	5	5	0	1	1	1	16		
04	Lemar,Brooke	g	0-2	0-0	0-0	0	1	1	0	0	0	6	0	0	17		
13	Crayton,Eboni	g	2-12	0-0	1-2	4	4	8	2	5	2	3	2	1	34		
22	Oliver,Teri	g	2-9	0-3	2-3	2	3	5	0	6	3	3	0	1	32		
03	Patterson,Olivia	g	0-2	0-0	0-0	0	1	1	1	0	1	3	0	4	21		
10	Nwani,Nneka	g	0-0	0-0	1-2	1	0	1	1	1	0	0	0	0	6		
11	Miller,Raquel	g	0-1	0-0	0-0	0	0	0	0	0	0	1	1	0	7		
21	Shannon,Cici	g	2-3	0-0	0-0	0	2	2	3	4	0	1	1	0	12		
23	Courier,Jordyn	g	0-2	0-2	0-0	0	0	0	0	0	0	0	0	0	2		
32	Goins,Sidney	g	2-5	0-3	2-2	0	3	3	1	6	2	1	0	2	20		
	Team					2	3	5	1								
	Totals		14-53	1-10	10-17	10	20	30	18	39	8	21	7	9	200		

FG % 1st Half: 5-22 22.7% 2nd half: 9-31 29.0% Game: 14-53 26.4%  
 3FG % 1st Half: 1-6 16.7% 2nd half: 0-4 0.0% Game: 1-10 10.0%  
 FT % 1st Half: 2-5 40.0% 2nd half: 8-12 66.7% Game: 10-17 58.8%

Officials: Missy Brooks, Erika Herriman, Robert Enterline  
 Technical fouls: Saint Louis-None. Southern Illinois-TEAM.  
 Attendance: 457

Score by periods	1st	2nd	Total
Saint Louis	34	32	66
Southern Illinois	13	26	39

## VANDERBILT 81, SIU 68

## IUPUI 65, SIU 48

**Official Basketball Box Score -- Game Totals -- Final Statistics**  
Southern Illinois vs Vanderbilt  
12/07/10 7:00 p.m. at Nashville, Tenn. (Memorial Gym)

**Official Basketball Box Score -- Game Totals -- Final Statistics**  
Southern Illinois vs IUPUI  
12/10/10 7:00 p.m. at Indianapolis, Ind. (The Jungle)

### Southern Illinois 68 • 1-6

#	Player	Total			3-Ptr			Rebounds			PF	TP	A	TO	Blk	Stl	Min
		FG-FGA	FT-FTA	FT-FTA	Off	Def	Tot	Off	Def	Tot							
20	Swingler,Katrina	f	8-12	0-0	1-2	1	4	5	5	17	1	3	0	2	26		
21	Shannon,Cici	c	1-3	0-0	0-0	2	2	4	4	2	0	2	3	0	24		
03	Patterson,Olivia	g	0-4	0-3	0-0	1	2	3	0	0	1	0	0	0	12		
22	Oliver,Teri	g	4-10	3-6	2-2	1	3	4	2	13	0	3	0	1	33		
32	Goins,Sidney	g	8-15	5-8	0-1	1	3	4	1	21	3	1	0	0	37		
02	Ignoto,Taylor	g	2-7	1-4	0-0	0	2	2	3	5	1	3	0	0	12		
04	Lemar,Brooke	g	0-0	0-0	0-0	0	1	1	1	0	2	1	0	0	11		
11	Miller,Raquel	g	0-0	0-0	0-0	0	0	0	0	0	0	1	0	0	2		
15	Mitchell,Charnise	g	3-6	0-0	0-0	1	5	6	3	6	4	1	0	0	25		
23	Courier,Jordyn	g	2-4	0-1	0-0	0	2	2	1	4	1	1	0	0	18		
	Team					1	2	3									
	Totals		28-61	9-22	3-5	8	26	34	20	68	13	17	3	3	200		

FG % 1st Half: 9-29 31.0% 2nd half: 19-32 59.4% Game: 28-61 45.9%  
 3FG % 1st Half: 5-14 35.7% 2nd half: 4-8 50.0% Game: 9-22 40.9%  
 FT % 1st Half: 2-2 100.0% 2nd half: 1-3 33.3% Game: 3-5 60.0%

### Vanderbilt 81 • 5-3

#	Player	Total			3-Ptr			Rebounds			PF	TP	A	TO	Blk	Stl	Min
		FG-FGA	FT-FTA	FT-FTA	Off	Def	Tot	Off	Def	Tot							
15	TUOMI, Hannah	f	9-13	0-0	11-15	2	1	3	1	29	1	2	0	1	33		
33	SILINSKI, Rebecca	f	2-7	0-0	1-2	1	1	2	3	5	1	1	0	0	18		
11	LISTER, Jasmine	g	5-8	2-3	2-2	0	2	2	1	14	2	0	0	2	32		
22	RHOADS, Jence	g	5-10	0-1	1-1	0	4	4	2	11	7	2	0	2	36		
32	SMITH, Gabby	g	2-7	0-3	4-4	0	5	5	2	8	3	1	0	1	32		
04	PULEO, Angela	g	2-4	1-3	4-4	0	3	3	1	9	1	0	0	1	20		
12	COLEMAN, Jordan	g	0-0	0-0	0-0	2	4	6	1	0	1	0	0	0	15		
30	BROWN, Elan	g	1-2	0-0	0-0	0	1	1	1	2	0	1	0	1	8		
34	CLARKE, Tiffany	g	1-5	0-0	1-2	0	3	3	0	3	0	0	0	0	6		
	Team					1	1	2									
	Totals		27-56	3-10	24-30	6	25	31	12	81	16	8	0	8	200		

FG % 1st Half: 13-30 43.3% 2nd half: 14-26 53.8% Game: 27-56 48.2%  
 3FG % 1st Half: 2-6 33.3% 2nd half: 1-4 25.0% Game: 3-10 30.0%  
 FT % 1st Half: 10-12 83.3% 2nd half: 14-18 77.8% Game: 24-30 80.0%

Officials: Tina Napier, Lisa Mattingly, Jesse Dickerson  
 Technical fouls: Southern Illinois-None. Vanderbilt-None.  
 Attendance



# 2010-11 BOX SCORES

## WRIGHT STATE 75, SIU 53

Official Basketball Box Score -- Game Totals -- Final Statistics  
Wright State vs Southern Illinois  
12/14/10 7:05 p.m. at Carbondale, Ill. (SIU Arena)

**Wright State 75 • 5-4**

#	Player	Total		3-Ptr		Rebounds			PF	TP	A	TO	Blk	Stl	Min
		FG-FGA	FG-FGA	FT-FTA	Off	Def	Tot								
22	SANDIFER, Shaunda	f	0-3	0-0	3-6	2	7	9	1	3	1	1	0	0	29
31	FOX, Molly	f	5-9	0-1	3-3	6	3	9	3	13	1	2	0	1	29
03	THOMAS, LaShawna	g	9-19	1-4	4-5	2	5	7	2	23	9	6	0	2	33
23	BOYD, Courtney	g	6-13	4-11	2-2	3	3	6	0	18	0	1	0	2	31
33	BENNETT, Maria	g	6-15	4-12	0-0	0	0	0	0	16	0	0	0	2	33
01	LOWE, Paige	g	1-4	0-0	0-0	1	0	1	0	2	0	0	0	0	8
02	BODDIE, MaRanda	g	0-1	0-1	0-0	0	0	0	0	0	0	0	0	0	2
05	DAVIS, Ta-myra	g	0-0	0-0	0-0	1	4	5	3	0	1	2	0	1	12
20	KELLY, Elizabeth	g	0-0	0-0	0-0	1	0	1	1	0	0	0	0	0	2
24	LAMOTTE, Kayla	g	0-2	0-0	0-0	1	0	1	0	0	0	1	0	1	14
30	ELKINS, KC	g	0-1	0-1	0-2	1	1	2	0	0	0	1	0	0	2
32	SCOTT, Tanni	g	0-1	0-0	0-0	0	1	1	2	0	0	0	0	0	5
	Team					3	6	9							
	Totals		27-68	9-30	12-18	21	30	51	12	75	12	14	0	9	200

FG % 1st Half: 12-34 35.3% 2nd half: 15-34 44.1% Game: 27-68 39.7%  
3FG % 1st Half: 3-13 23.1% 2nd half: 6-17 35.3% Game: 9-30 30.0%  
FT % 1st Half: 7-10 70.0% 2nd half: 5-8 62.5% Game: 12-18 66.7%

**Southern Illinois 53 • 1-8**

#	Player	Total		3-Ptr		Rebounds			PF	TP	A	TO	Blk	Stl	Min
		FG-FGA	FG-FGA	FT-FTA	Off	Def	Tot								
20	SWINGLER, Katrina	f	1-7	0-0	0-0	1	2	3	2	2	1	2	0	0	16
21	SHANNON, CiCi	c	1-3	0-0	0-0	4	1	5	3	2	1	1	2	0	16
04	LeMAR, Brooke	g	3-7	3-7	0-0	0	7	7	3	9	6	5	0	2	40
24	REED, Renee	g	2-8	2-7	0-0	0	0	0	1	6	1	2	1	1	25
32	GOINS, Sidney	g	5-11	5-8	1-2	2	2	4	1	16	2	3	1	0	29
10	NWANI, Nneka	g	1-1	0-0	0-0	0	0	0	1	2	0	1	0	0	2
11	MILLER, Raquel	g	2-4	0-0	0-1	2	2	4	2	4	1	1	2	0	20
15	MITCHELL, Charnise	g	0-3	0-0	0-0	0	3	3	0	0	1	2	0	0	23
22	OLIVER, Teri	g	4-12	3-11	1-1	0	4	4	2	12	3	3	0	1	26
34	BRANDON, Rani	g	0-0	0-0	0-0	0	0	0	0	0	0	0	0	0	3
	Team					0	2	2							
	Totals		19-56	13-33	2-4	9	23	32	15	53	16	20	6	4	200

FG % 1st Half: 11-30 36.7% 2nd half: 8-26 30.8% Game: 19-56 33.9%  
3FG % 1st Half: 7-20 35.0% 2nd half: 6-13 46.2% Game: 13-33 39.4%  
FT % 1st Half: 0-0 0.0% 2nd half: 2-4 50.0% Game: 2-4 50.0%

Officials: Jeff Cross, Marvin Sykes, Kerry Winders  
Technical fouls: Wright State-None. Southern Illinois-None.  
Attendance: 518

Score by periods	1st	2nd	Total
Wright State	34	41	75
Southern Illinois	29	24	53

## SIU 62, MURRAY STATE 61

Official Basketball Box Score -- Game Totals -- Final Statistics  
SIU vs MUR  
12/18/10 5:00 p.m. at Murray, Ky. (CFSB Center)

**SIU 62 • 2-8**

#	Player	Total		3-Ptr		Rebounds			PF	TP	A	TO	Blk	Stl	Min
		FG-FGA	FG-FGA	FT-FTA	Off	Def	Tot								
20	SWINGLER, Katrina	f	6-12	0-0	1-2	2	1	3	4	13	2	4	0	1	30
21	SHANNON, CiCi	c	0-1	0-0	2-2	1	6	7	3	2	0	1	3	0	22
04	LeMAR, Brooke	g	0-4	0-1	2-3	1	5	6	3	2	5	8	0	1	34
22	OLIVER, Teri	g	4-15	2-8	0-0	2	4	6	1	10	4	2	0	3	39
32	GOINS, Sidney	g	3-5	2-3	0-0	1	0	1	1	8	2	2	0	0	26
10	NWANI, Nneka	g	0-0	0-0	0-0	0	4	4	0	0	0	2	1	0	6
11	MILLER, Raquel	g	0-1	0-0	0-0	0	2	2	0	0	0	0	0	0	4
15	MITCHELL, Charnise	g	4-5	0-0	0-1	0	5	5	4	8	2	5	0	1	20
23	COURIER, Jordyn	g	0-0	0-0	0-0	0	0	0	0	0	0	0	0	0	2
24	REED, Renee	g	7-9	5-6	0-0	1	3	4	0	19	1	2	0	0	17
	Team					5	3	8							
	Totals		24-52	9-18	5-8	13	33	46	16	62	16	26	4	6	200

FG % 1st Half: 10-21 47.6% 2nd half: 14-31 45.2% Game: 24-52 46.2%  
3FG % 1st Half: 4-7 57.1% 2nd half: 5-11 45.5% Game: 9-18 50.0%  
FT % 1st Half: 2-2 100.0% 2nd half: 3-6 50.0% Game: 5-8 62.5%

**MUR 61 • 2-8**

#	Player	Total		3-Ptr		Rebounds			PF	TP	A	TO	Blk	Stl	Min
		FG-FGA	FG-FGA	FT-FTA	Off	Def	Tot								
05	WINFREY, Jessica	f	2-10	0-1	2-3	6	4	10	3	6	0	1	0	0	30
31	JEHLIK, Mary	f	2-5	0-1	3-3	0	1	1	0	7	0	1	0	1	18
10	ISOM, Rachael	g	2-9	0-2	2-2	1	1	2	2	6	5	2	1	2	37
20	ROBINSON, Mariah	g	7-18	3-7	3-4	0	2	2	4	20	2	4	0	4	31
30	KARST, Allison	g	1-5	1-3	0-0	0	0	0	0	3	0	1	0	0	11
00	CUNNINGHAM, Kayla	g	0-1	0-0	0-0	0	1	1	0	0	0	1	0	0	12
12	LOWE, Kayla	g	2-5	0-1	4-4	0	4	4	1	8	1	1	0	0	19
24	SCHWAB, Mallory	g	2-5	1-4	0-0	0	1	1	2	5	2	2	2	0	22
32	NEVELS, Candace	g	1-1	0-0	1-1	0	1	1	0	3	0	0	0	0	4
33	MINIX, Aubrey	g	1-2	1-2	0-0	0	0	0	0	1	3	0	1	0	9
42	KLUEMPERS, Kristen	g	0-2	0-0	0-0	1	1	2	1	0	0	0	0	0	7
	Team					4	1	5							
	Totals		20-63	6-21	15-17	12	17	29	14	61	10	13	4	9	200

FG % 1st Half: 10-33 30.3% 2nd half: 10-30 33.3% Game: 20-63 31.7%  
3FG % 1st Half: 3-9 33.3% 2nd half: 3-12 25.0% Game: 6-21 28.6%  
FT % 1st Half: 5-6 83.3% 2nd half: 10-11 90.9% Game: 15-17 88.2%

Officials: Charlie Hust, Kyle Iabar, Christie Rowzee  
Technical fouls: SIU-None. MUR-None.  
Attendance: 5667

Score by periods	1st	2nd	Total
SIU	26	36	62
MUR	28	33	61

## PURDUE 75, SIU 36

Official Basketball Box Score -- Game Totals -- Final Statistics  
Southern Illinois vs Purdue  
12/20/10 7:30 PM at Mackey Arena - West Lafayette, IN

**Southern Illinois 36 • 2-9**

#	Player	Total		3-Ptr		Rebounds			PF	TP	A	TO	Blk	Stl	Min
		FG-FGA	FG-FGA	FT-FTA	Off	Def	Tot								
04	LeMAR, Brooke	*	1-6	0-3	1-3	0	3	3	2	3	3	4	0	1	40
20	SWINGLER, Katrina	*	1-7	0-0	0-0	1	2	3	4	2	2	6	0	0	19
21	SHANNON, CiCi	*	5-8	0-0	0-0	3	5	8	4	10	1	1	3	2	32
22	OLIVER, Teri	*	2-8	1-5	1-2	0	2	2	4	6	1	5	0	1	30
32	GOINS, Sidney	*	0-4	0-3	0-0	0	2	2	3	0	1	0	0	0	22
02	IGNOTO, Taylor	g	0-1	0-1	0-0	0	0	0	0	0	0	0	0	0	2
10	NWANI, Nneka	g	0-0	0-0	0-0	0	0	0	0	0	0	0	0	0	2
11	MILLER, Raquel	g	0-0	0-0	0-0	0	1	1	0	0	0	0	0	0	2
15	MITCHELL, Charnise	g	4-10	0-0	4-5	8	5	13	1	12	0	9	0	0	25
23	COURIER, Jordyn	g	1-3	1-3	0-0	1	0	1	2	3	0	1	0	0	11
24	REED, Renee	g	0-4	0-3	0-0	0	2	2	3	0	0	0	0	0	15
	Team					1	3	4							
	Totals		14-51	2-18	6-10	14	25	39	23	36	8	27	3	4	200

FG % 1st Half: 8-23 34.8% 2nd half: 6-28 21.4% Game: 14-51 27.5%  
3FG % 1st Half: 1-7 14.3% 2nd half: 1-11 9.1% Game: 2-18 11.1%  
FT % 1st Half: 2-2 100.0% 2nd half: 4-8 50.0% Game: 6-10 60.0%

**Purdue 75 • 7-3**

#	Player	Total		3-Ptr		Rebounds			PF	TP	A	TO	Blk	Stl	Min
		FG-FGA	FG-FGA	FT-FTA	Off	Def	Tot								
41	Guyton, Alex	f	1-4	0-0	5-9	5	8	13	1	7	1	3	2	5	19
52	Wilson, Ashley	f	2-3	0-0	0-0	3	2	5	2	4	0	0	0	1	16
05	Rayburn, Brittany	g	1-8	0-3	3-3	0	2	2	1	5	1	1	0	1	19
15	Moses, Courtney	g	6-9	2-3	4-5	0	2	2	2	18	6	2	0	2	27
43	Poston, Chantel	g	4-6	0-0	1-2	0	0	0	1	9	1	2	0	1	24
02	Howard, Antionette	g	3-8	0-3	3-7	1	3	4	2	9	2	1	0	1	24
20	Williams, Dee Dee	g	1-2	0-1	2-2	0	3	3	1	4	1	0	0	0	20
24	Mingo, Drey	g	0-4	0-2	2-2	1	0	1	1	2	1	1	0	1	10
32	Ostarello, Sam	g	2-4	0-0	0-0	1	2	3	1	4	0	2	0	2	14
40	Jones, Chelsea	g	3-4	0-0	4-4	0	1	1	0	10	0	0	0	1	11
54	Woods, Samantha	g	1-4	1-3	0-0	1	1	2	1	3	0	0	1	0	16
	Team					2	3	5							
	Totals		24-56	3-15	24-34	14	27	41	13	75	13	12	3	15	200

FG % 1st Half: 15-29 51.7% 2nd half: 9-27 33.3% Game: 24-56 42.9%  
3FG % 1st Half: 3-11 27.3% 2nd half: 0-4 0.0% Game: 3-15 20.0%  
FT % 1st Half: 7-14 50.0% 2nd half: 17-20 85.0% Game: 24-34 70.6%

Officials: Carol Comanita, Kathleen Lynch, Jeneane Pence  
Technical fouls: Southern Illinois-None. Purdue-None.  
Attendance: 8360

Score by periods	1st	2nd	Total
Southern Illinois	19	17	36
Purdue	40	35	75

## MISSOURI STATE 82, SIU 50

Official Basketball Box Score -- Game Totals -- Final Statistics  
Southern Illinois vs Missouri State  
12/31/10 1:05 p.m. at Springfield, Mo. - JQH Arena

**Southern Illinois 50 • 2-10, 0-1 MVC**



## WICHITA STATE 76, SIU 53

Official Basketball Box Score -- Game Totals -- Final Statistics  
SIU vs Wichita State  
01/02/11 2:05 pm at Wichita, Kan. (Koch Arena)

SIU 53 • 2-11, 0-2 MVC

#	Player	Total			3-Ptr			Rebounds			PF	TP	A	TO	Blk	Stl	Min
		FG-FGA	FG-FGA	FT-FTA	FG-FGA	FG-FGA	FT-FTA	Off	Def	Tot							
20	SWINGLER, Katrina	f	3-3	0-0	0-0	3	3	6	4	6	2	2	2	2	21		
32	GOINS, Sidney	f	3-5	0-2	1-2	0	1	1	2	7	0	4	0	0	26		
21	SHANNON, CICI	c	4-6	0-0	3-4	2	8	10	4	11	2	2	4	1	24		
40	LeMAR, Brooke	g	1-6	0-0	0-0	0	1	1	2	2	7	10	0	0	37		
22	OLIVER, Teri	g	5-13	2-7	4-4	0	5	5	2	16	1	4	0	0	39		
02	IGNOTO, Taylor	g	1-2	0-0	0-0	0	1	1	1	2	1	1	0	0	12		
10	NWANI, Nneka	g	0-0	0-0	1-2	0	2	2	2	1	0	1	0	0	6		
11	MILLER, Raquel	g	0-0	0-0	0-0	0	0	0	0	0	0	1	0	0	1		
15	MITCHELL, Charnise	g	1-2	0-0	5-10	5	6	11	4	7	0	2	0	0	28		
24	REED, Renee	g	0-2	0-1	1-2	0	1	1	0	1	0	1	0	0	6		
	Team					1	3	4									
	Totals		18-39	2-10	15-24	11	31	42	21	53	13	27	6	3	200		

FG % 1st Half: 11-23 47.8% 2nd half: 7-16 43.8% Game: 18-39 46.2%  
 3FG % 1st Half: 1-5 20.0% 2nd half: 1-5 20.0% Game: 2-10 20.0%  
 FT % 1st Half: 4-8 50.0% 2nd half: 11-16 68.8% Game: 15-24 62.5%

Deadball Rebounds 2

### Wichita State 76 • 7-6, 1-1 MVC

#	Player	Total			3-Ptr			Rebounds			PF	TP	A	TO	Blk	Stl	Min
		FG-FGA	FG-FGA	FT-FTA	FG-FGA	FG-FGA	FT-FTA	Off	Def	Tot							
34	Gordon, Jazimen	c	2-5	0-0	2-4	3	3	6	3	6	0	1	2	0	25		
02	Boyd, Morgan	g	2-6	0-1	0-0	0	1	1	1	4	0	1	0	1	14		
15	Robben, Heather	g	0-4	0-3	2-2	0	0	0	2	2	3	0	1	0	19		
21	Lankster, Haleigh	g	6-11	3-6	0-1	6	0	6	2	15	2	2	0	5	31		
22	Dankwins, Breanna	g	2-7	0-0	0-0	3	3	6	2	4	5	0	0	1	33		
04	Sanchez, Alicia	g	3-5	2-2	2-2	0	1	1	2	10	1	1	0	1	16		
12	Diamond, Jessica	g	3-9	1-2	2-3	1	0	1	2	9	4	0	0	3	22		
25	Turner, Chynna	g	4-11	0-1	3-4	3	5	8	2	11	2	1	1	0	22		
33	Price, Michelle	g	7-12	0-0	1-4	1	4	5	2	15	0	2	0	1	18		
	Team					1	0	1									
	Totals		29-70	6-15	12-20	18	17	35	18	76	17	9	4	12	200		

FG % 1st Half: 14-32 43.8% 2nd half: 15-38 39.5% Game: 29-70 41.4%  
 3FG % 1st Half: 2-7 28.6% 2nd half: 4-8 50.0% Game: 6-15 40.0%  
 FT % 1st Half: 6-9 66.7% 2nd half: 6-11 54.5% Game: 12-20 60.0%

Deadball Rebounds 0

Officials: Eric Baker, Nick Marshall, Debbie Adams  
Technical fouls: SIU-TEAM. Wichita State-None.  
Attendance: 1151

Score by periods	1st	2nd	Total
SIU	27	26	53
Wichita State	36	40	76

## DRAKE 70, SIU 57

Official Basketball Box Score -- Game Totals -- Final Statistics  
Drake vs Southern Illinois  
01/06/11 7:05 p.m. at Carbondale, Ill. (SIU Arena)

Drake 70 • 7-6, 1-1

#	Player	Total			3-Ptr			Rebounds			PF	TP	A	TO	Blk	Stl	Min
		FG-FGA	FG-FGA	FT-FTA	FG-FGA	FG-FGA	FT-FTA	Off	Def	Tot							
15	Hackbarth, Rachael	f	6-15	0-0	6-10	6	12	18	1	18	3	3	2	1	30		
21	Reid, Morgan	g	0-4	0-0	0-0	1	1	2	4	0	0	0	0	0	14		
22	Person, Kayla	g	2-5	0-0	1-1	0	6	6	0	5	1	1	0	1	28		
23	Turk, Kristin	g	8-15	2-6	3-4	3	1	4	1	21	2	2	0	2	35		
34	Wollschlager, Amber	g	3-6	0-0	5-5	1	4	5	3	11	3	1	0	0	25		
12	Ritscher, Ellie	g	0-0	0-0	1-2	0	0	0	0	1	0	0	1	0	10		
14	Marschner, Alyssa	g	2-3	1-1	0-0	0	0	0	0	5	1	0	0	0	14		
30	Montgomery, Alex	g	3-5	0-0	0-0	0	0	0	1	6	1	2	0	0	21		
31	Christianson, Angela	g	0-2	0-1	3-4	1	3	4	2	3	0	1	0	0	9		
44	Running, Stephanie	g	0-2	0-0	0-0	0	1	1	1	2	0	0	2	0	15		
	Team					3	5	8									
	Totals		24-57	3-8	19-26	15	33	48	13	70	11	13	3	4	201		

FG % 1st Half: 12-30 40.0% 2nd half: 12-27 44.4% Game: 24-57 42.1%  
 3FG % 1st Half: 2-2 100.0% 2nd half: 1-6 16.7% Game: 3-8 37.5%  
 FT % 1st Half: 8-11 72.7% 2nd half: 11-15 73.3% Game: 19-26 73.1%

Deadball Rebounds 2

### Southern Illinois 57 • 2-12, 0-3

#	Player	Total			3-Ptr			Rebounds			PF	TP	A	TO	Blk	Stl	Min
		FG-FGA	FG-FGA	FT-FTA	FG-FGA	FG-FGA	FT-FTA	Off	Def	Tot							
20	SWINGLER, Katrina	f	3-7	0-0	2-2	1	1	2	5	8	2	0	1	0	16		
21	SHANNON, CICI	c	0-5	0-0	0-0	1	3	4	2	0	0	2	4	1	14		
04	LeMAR, Brooke	g	5-13	0-2	0-1	0	5	5	4	10	5	2	0	1	40-		
22	OLIVER, Teri	g	3-7	3-7	0-0	0	1	1	2	9	0	0	0	1	18		
32	GOINS, Sidney	g	2-8	1-4	0-0	1	1	2	0	5	1	1	0	1	24		
02	IGNOTO, Taylor	g	2-4	1-1	1-2	0	0	0	0	6	0	1	0	0	12		
10	NWANI, Nneka	g	3-4	0-0	0-0	3	3	6	2	6	0	1	0	1	17		
11	MILLER, Raquel	g	0-0	0-0	0-0	0	0	0	0	1	0	0	1	0	2		
15	MITCHELL, Charnise	g	1-3	0-0	3-6	1	6	7	3	5	0	4	0	0	28		
24	REED, Renee	g	3-9	2-7	0-0	0	1	1	2	8	1	1	0	1	29		
	Team					2	1	3									
	Totals		22-60	7-21	6-11	9	22	31	22	57	9	12	6	6	200		

FG % 1st Half: 12-26 46.2% 2nd half: 10-34 29.4% Game: 22-60 36.7%  
 3FG % 1st Half: 4-11 36.4% 2nd half: 3-10 30.0% Game: 7-21 33.3%  
 FT % 1st Half: 6-8 75.0% 2nd half: 0-3 0.0% Game: 6-11 54.5%

Deadball Rebounds 1.1

Officials: Charles Carroll, Kerry Winders, Alycia Dukas  
Technical fouls: Drake-None. Southern Illinois-None.  
Attendance: 467

Score by periods	1st	2nd	Total
Drake	34	36	70
Southern Illinois	34	23	57

## CREIGHTON 68, SIU 51

Official Basketball Box Score -- Game Totals -- Final Statistics  
Creighton vs Southern Illinois  
01/08/11 2:05 p.m. at Carbondale, Ill. (SIU Arena)

Creighton 68 • 9-5, 3-0

#	Player	Total			3-Ptr			Rebounds			PF	TP	A	TO	Blk	Stl	Min
		FG-FGA	FG-FGA	FT-FTA	FG-FGA	FG-FGA	FT-FTA	Off	Def	Tot							
11	Schuett, Sam	f	2-9	0-1	4-4	2	6	8	3	8	3	2	0	4	31		
44	Nelson, Kellie	c	5-9	0-0	0-4	3	2	5	4	10	0	2	1	0	19		
03	Woodard, Kelsey	g	6-11	4-7	2-2	1	2	3	1	18	2	2	1	0	32		
20	Jensen, Ally	g	2-6	0-4	0-0	2	3	5	2	4	3	1	0	1	24		
21	Tritz, Carli	g	5-9	0-1	2-4	2	3	5	1	12	1	2	0	2	33		
02	Moore, DaNae	g	2-4	0-1	2-2	2	1	3	1	6	0	0	0	1	16		
15	Fujan, McKenzie	g	0-3	0-1	0-0	1	2	3	1	0	1	2	0	0	16		
24	Corbin, Jasmin	g	0-0	0-0	0-0	0	0	0	0	1	0	1	0	1	7		
32	Garrison, Jordan	g	1-2	0-1	0-0	0	1	1	0	2	0	0	0	0	2		
42	Nelson, Sarah	g	3-6	0-2	0-0	1	2	3	1	6	1	0	1	1	16		
55	Kamphaus, Alyssa	g	1-3	0-0	0-0	1	1	2	1	2	0	1	1	0	4		
	Team					2	3	5									
	Totals		27-62	4-18	10-16	17	26	43	16	68	12	13	4	10	200		

FG % 1st Half: 11-31 35.5% 2nd half: 16-31 51.6% Game: 27-62 43.5%  
 3FG % 1st Half: 3-12 25.0% 2nd half: 1-6 16.7% Game: 4-18 22.2%  
 FT % 1st Half: 3-4 75.0% 2nd half: 7-12 58.3% Game: 10-16 62.5%

Deadball Rebounds 2

### Southern Illinois 51 • 2-13, 0-4

#	Player	Total			3-Ptr			Rebounds			PF	TP	A	TO	Blk	Stl	Min
		FG-FGA	FG-FGA	FT-FTA	FG-FGA	FG-FGA	FT-FTA	Off	Def	Tot							
20	SWINGLER, Katrina	f	6-9	0-0	0-1	0	6	6	4	12	0	0	0	1	24		
21	SHANNON, CICI	c	1-4	0-0	0-0	3	3	6	4	2	0	2	3	1	17		
04	LeMAR, Brooke	g	0-4	0-2	2-2	0	5	5	2	2	6	9	0	0	36		
24	REED, Renee	g	3-11	3-10	0-0	1	1	2	1	9	2	3	0	0	31		
32	GOINS, Sidney	g	2-4	1-3	0-0	0	0	0	0	5	1	2	0	0	18		
02	IGNOTO, Taylor	g	0-0	0-0	0-0	0	0	0	0	0	0	1	0	1	5		
10	NWANI, Nneka	g	1-1	0-0	0-1	0	2	2	1	2	0	1	0	1	11		
15	MITCHELL, Charnise	g	2-7	0-1	6-9	1	3	4	3	10	1	1	0	0	28		
22	OLIVER, Teri	g	3-9	3-9	0-0	1	0	1	1	9	5	1	0	2	30		
	Team					2	2	4									
	Totals		18-49	7-25	8-13	8	22	30	16	51	15	20	3	6	200		

FG % 1st Half: 10-27 37.0% 2nd half: 8-22 36.4% Game: 18-49 36.7%  
 3FG % 1st Half: 3-12 25.0% 2nd half: 4-13 30.8% Game: 7-25 28.0%  
 FT % 1st Half: 2-5 40.0% 2nd half: 6-8 75.0% Game: 8-13 61.5%

Deadball Rebounds 2

Officials: Tim Daley, Erika Herriman, Doug Klenc  
Technical fouls: Creighton-None. Southern Illinois-None.  
Attendance: 725

Score by periods	1st	2nd	Total
Creighton	28	40	68
Southern Illinois	25	26	51

## EVANSVILLE 79, SIU 45



# SALUKI WOMEN'S BASKETBALL 2011-12



# 2010-11 BOX SCORES

## BRADLEY 80, SIU 44

Official Basketball Box Score -- Game Totals -- Final Statistics  
Southern Illinois vs Bradley  
01-21-11 7:05 p.m. at Peoria, Ill. (Renaissance Coliseum)

Southern Illinois 44 • 2-15, 0-6 MVC

#	Player	Total			3-Ptr			Rebounds			PF	TP	A	TO	Blk	Stl	Min
		FG-FGA	FG-FGA	FT-FTA	Off	Def	Tot	Off	Def	Tot							
15	MITCHELL,Charnise	f	1-4	0-0	3-4	1	4	5	1	5	2	7	0	1	30		
21	SHANNON,CiCi	c	2-6	0-0	7-8	2	5	7	3	11	0	1	6	1	38		
04	LeMAR,Brooke	g	0-3	0-0	0-0	0	3	3	4	0	7	8	0	1	37		
24	REED,Renee	g	3-14	3-11	1-2	1	1	2	1	10	1	3	0	3	29		
32	GOINS,Sidney	g	1-5	1-3	0-1	0	1	1	1	3	0	1	0	0	14		
10	NWANI,Nneka	g	2-2	0-0	0-0	0	5	5	4	4	0	2	0	1	14		
11	MILLER,Raquel	g	1-2	0-0	0-0	2	1	3	4	2	0	2	0	0	11		
23	COURIER,Jordyn	g	1-3	1-2	0-0	0	1	1	0	3	0	4	0	0	12		
34	BRANDON,Rani	g	3-4	0-0	0-1	2	0	2	0	6	0	1	1	0	15		
	Team					1	1	2			1						
	Totals		14-43	5-16	11-16	9	22	31	18	44	10	30	7	7	200		

FG % 1st Half: 6-20 30.0% 2nd half: 8-23 34.8% Game: 14-43 32.6%  
3FG % 1st Half: 2-7 28.6% 2nd half: 3-9 33.3% Game: 5-16 31.3%  
FT % 1st Half: 3-5 60.0% 2nd half: 8-11 72.7% Game: 11-16 68.8%

Bradley 80 • 9-9, 2-5 MVC

#	Player	Total			3-Ptr			Rebounds			PF	TP	A	TO	Blk	Stl	Min
		FG-FGA	FG-FGA	FT-FTA	Off	Def	Tot	Off	Def	Tot							
32	Westcott, MacKenzie	f	1-2	0-0	4-4	2	3	5	0	6	0	0	0	2	17		
25	Hollingshed, Latasha	c	1-3	0-0	2-2	0	1	1	1	4	2	1	0	2	13		
03	Budd, Kelsey	g	1-3	0-0	0-0	0	2	2	3	2	2	2	0	3	22		
10	Yohn, Katie	g	6-10	3-6	1-2	1	1	2	1	16	2	5	1	6	18		
34	Taylor, Raisia	g	7-10	0-0	3-4	2	1	3	2	17	1	3	1	2	22		
05	Muegge, Hanna	g	1-3	0-1	1-1	1	1	2	2	3	4	1	0	2	18		
21	Kassing, Leah	g	0-6	0-0	0-0	1	2	3	0	0	0	2	2	0	12		
22	Bisping, Brooke	g	2-5	0-2	2-3	0	2	2	3	6	2	0	0	1	25		
23	Niemiera, Lauren	g	1-3	1-2	0-0	1	4	5	2	3	0	2	0	1	15		
44	Fringes, Kelly	g	5-8	4-6	2-2	1	4	5	1	16	0	0	0	1	23		
53	Spinas-Valainis, Aly	g	3-5	0-0	1-2	0	2	2	2	7	1	0	1	0	15		
	Team					2	1	3			1						
	Totals		28-58	8-17	16-20	11	24	35	17	80	14	17	5	19	200		

FG % 1st Half: 13-23 56.5% 2nd half: 15-35 42.9% Game: 28-58 48.3%  
3FG % 1st Half: 3-9 33.3% 2nd half: 5-8 62.5% Game: 8-17 47.1%  
FT % 1st Half: 10-12 83.3% 2nd half: 6-8 75.0% Game: 16-20 80.0%

Officials: Laura Morris, Bryan Enterline, Kelly Hill  
Technical fouls: Southern Illinois-None. Bradley-None.  
Attendance: 794

Score by periods	1st	2nd	Total
Southern Illinois	17	27	44
Bradley	39	41	80

## NORTHERN IOWA 79, SIU 39

Official Basketball Box Score -- Game Totals -- Final Statistics  
Southern Illinois vs UNI  
1-23-11 3:05 p.m. at Cedar Falls, Iowa -- McLeod Center

Southern Illinois 39 • 2-16, 0-7

#	Player	Total			3-Ptr			Rebounds			PF	TP	A	TO	Blk	Stl	Min
		FG-FGA	FG-FGA	FT-FTA	Off	Def	Tot	Off	Def	Tot							
11	MILLER,Raquel	f	3-4	0-0	0-0	0	5	5	3	6	1	4	0	1	31		
20	SWINGLER,Katrina	f	4-9	0-0	6-6	4	4	8	4	14	2	5	0	2	26		
21	SHANNON,CiCi	c	1-6	0-0	1-2	0	2	2	5	3	0	2	1	0	20		
04	LeMAR,Brooke	g	1-5	0-1	1-2	0	4	4	4	3	0	6	0	1	35		
24	REED,Renee	g	1-8	1-8	0-0	0	2	2	0	3	0	2	1	0	28		
10	NWANI,Nneka	g	1-1	0-0	0-0	0	2	2	0	2	0	3	0	0	13		
23	COURIER,Jordyn	g	0-1	0-1	0-0	0	0	0	0	0	0	0	0	0	3		
32	GOINS,Sidney	g	1-6	0-3	4-4	0	1	1	4	6	2	4	0	0	26		
34	BRANDON,Rani	g	1-5	0-0	0-0	1	5	6	3	2	0	3	0	1	18		
	Team					1	2	3			2						
	Totals		13-45	1-13	12-14	6	27	33	23	39	5	31	2	5	200		

FG % 1st Half: 6-21 28.6% 2nd half: 7-24 29.2% Game: 13-45 28.9%  
3FG % 1st Half: 1-8 12.5% 2nd half: 0-5 0.0% Game: 1-13 7.7%  
FT % 1st Half: 3-4 75.0% 2nd half: 9-10 90.0% Game: 12-14 85.7%

UNI 79 • 14-5, 7-1

#	Player	Total			3-Ptr			Rebounds			PF	TP	A	TO	Blk	Stl	Min
		FG-FGA	FG-FGA	FT-FTA	Off	Def	Tot	Off	Def	Tot							
44	Brocka, Erin	f	3-7	0-2	0-0	3	6	9	0	6	2	2	2	2	25		
20	Boeck,Lizzie	c	5-8	1-1	3-5	1	1	2	2	14	1	0	1	1	18		
02	Oney,Katelin	g	4-10	2-6	6-6	1	2	3	1	16	1	0	0	4	25		
03	Madrigal,Rachel	g	0-2	0-1	0-0	3	5	8	2	0	4	2	0	1	25		
10	Kalin, Jacqui	g	5-11	2-5	3-4	0	5	5	0	15	3	0	0	1	27		
00	Kirschbaum,Amber	g	3-5	0-0	1-2	2	6	8	1	7	0	4	2	3	17		
04	Armstrong,K.K.	g	3-9	2-6	5-7	2	0	2	2	13	3	3	0	5	26		
15	McDowell,Jess	g	1-4	0-2	0-0	0	0	0	1	2	0	2	0	0	11		
25	Cain,Lindsey	g	0-0	0-0	0-0	0	1	1	0	0	2	0	0	0	7		
45	Morgan,Mercedes	g	1-4	0-1	4-7	2	1	3	1	6	1	1	0	2	19		
	Team					0	1	1			2						
	Totals		25-60	7-24	22-31	14	28	42	10	79	17	16	5	19	200		

FG % 1st Half: 10-33 30.3% 2nd half: 15-27 55.6% Game: 25-60 41.7%  
3FG % 1st Half: 3-15 20.0% 2nd half: 4-9 44.4% Game: 7-24 29.2%  
FT % 1st Half: 11-14 78.6% 2nd half: 11-17 64.7% Game: 22-31 71.0%

Officials: Tim Daley, Marissa Whaley, Rich Choponis  
Technical fouls: Southern Illinois-TEAM. UNI-None.  
Attendance: 892  
Shannon (SIU) fouls out with 3:17 remaining in 2nd half

Score by periods	1st	2nd	Total
Southern Illinois	16	23	39
UNI	34	45	79

## ILLINOIS STATE 82, SIU 44

Official Basketball Box Score -- Game Totals -- Final Statistics  
Illinois State vs Southern Illinois  
1/27/11 12 p.m. at Carbondale, Ill. (SIU Arena)

Illinois State 82 • 13-6, 5-3

#	Player	Total			3-Ptr			Rebounds			PF	TP	A	TO	Blk	Stl	Min
		FG-FGA	FG-FGA	FT-FTA	Off	Def	Tot	Off	Def	Tot							
21	Shelton, Kenyatta	f	1-5	0-0	0-0	1	4	5	1	2	0	0	0	2	19		
24	Hanley, Emily	f	4-7	0-1	3-3	3	2	5	1	11	0	2	1	3	23		
14	Clifton, Amanda	g	2-5	0-1	0-0	1	0	1	2	4	2	0	0	2	20		
20	Broadway, Katie	g	3-6	1-3	2-2	2	1	3	2	9	1	0	0	1	23		
33	Jackson, Shala	q	3-10	0-0	4-4	1	1	2	3	10	1	2	0	5	19		
01	Jenkins, Alexis	g	1-5	0-1	0-0	1	3	4	0	2	1	2	0	2	17		
03	Sykes, Candace	g	5-8	3-4	0-0	0	2	2	13	1	2	0	1	20			
04	Nelson, Chloe	g	1-3	1-1	1-2	0	0	0	0	4	1	0	0	0	7		
22	Seberger, Alison	g	0-2	0-2	1-2	1	0	1	0	1	0	1	0	0	7		
32	Stewart, Jay	g	0-0	0-0	0-0	1	1	2	0	0	0	0	0	0	7		
34	Spanich, Hannah	g	4-8	2-3	2-2	1	5	6	1	12	3	2	0	2	24		
41	Hall, Marley	g	1-3	0-0	1-2	0	1	1	0	3	0	0	0	0	6		
50	Grace, Megan	g	3-4	0-0	5-6	1	1	2	0	11	0	0	1	1	8		
	Team					2	3	5	1								
	Totals		28-66	7-16	19-23	15	24	39	13	82	10	11	2	19	200		

FG % 1st Half: 17-36 47.2% 2nd half: 11-30 36.7% Game: 28-66 42.4%  
3FG % 1st Half: 7-11 63.6% 2nd half: 0-5 0.0% Game: 7-16 43.8%  
FT % 1st Half: 5-5 100.0 2nd half: 14-18 77.8% Game: 19-23 82.6%

Southern Illinois 44 • 2-17, 0-8

#	Player	Total			3-Ptr			Rebounds			PF	TP	A	TO	Blk	Stl	Min
		FG-FGA	FG-FGA	FT-FTA	Off	Def	Tot	Off	Def	Tot							
11	MILLER,Raquel	f	0-0	0-0	0-0	1	3	4	1	0	0	2	0	0	24		
20	SWINGLER,Katrina	f	2-9	0-0	2-2	5	7	4	6	0	4	3	0	28			
21	SHANNON,CiCi	c	2-6	0-0	0-0	4	4	8	5	4	0	3	6	23			
04	LeMAR,Brooke	g	2-6	0-1	0-0	0	4	4	3	4	6	11	0	1	31		
02	OLIVER,Teri	g	3-10	1-4	3-6	1	3	4	3	10	1	5	1	1	26		
22	IGNOTO,Taylor	g	0-0	0-0	0-0	0	0	0	0	0	0	1	0	0	1		
10	NWANI,Nneka	g	0-2	0-0	1-2	4	4	8	1	1	1	2	0	0	18		
15	MITCHELL,Charnise	g	0-0	0-0	0-0	0	0	0	0	0	0	1	0	0	2		
24	REED,Renee	g	5-9	3-5	0-0	2	0	2	0	13	0	1	0	0	18		
32	GOINS,Sidney	g	2-9	1-4	0-0	0	0	0	1	5	0	1	0	1	25		
34	BRANDON,Rani	g	0-0	0-0	1-2	0	1	1	1	0	0	0	0	0	4		
	Team					1	1	2			1						
	Totals		16-51	5-14	7-12	15	25	40	19	44	8	31	10	3	200		

FG % 1st Half: 6-20 30.0% 2nd half: 10-31 32.3% Game: 16-51 31.4%  
3FG % 1st Half: 1-3 33.3% 2nd half: 4-11 36.4% Game: 5-14 35.7%  
FT % 1st Half: 2-6 33.3% 2nd half: 5-6 83.3% Game: 7-12 58.3%

Officials: Troy Winders, Marvin Sykes, Kelly Dennis  
Technical fouls: Illinois State-TEAM. Southern Illinois-None.  
Attendance: 1609  
Illinois State bench assessed a technical at 14:17 in 2nd half  
SIU #21 Shannon fouled out at 00:26

Score by periods
------------------



## CREIGHTON 62, SIU 43

Official Basketball Box Score -- Game Totals -- Final Statistics  
Southern Illinois vs Creighton  
02-03-11 7:05 p.m. at Omaha, Neb. (D.J. Sokol Arena)

Southern Illinois 43 • 2-19, 0-10 MVC

#	Player	Total			3-Ptr			Rebounds			PF	TP	A	TO	Blk	Stl	Min
		FG-FGA	FG-FGA	FT-FTA	FG-FGA	FG-FGA	FT-FTA	Off	Def	Tot							
20	SWINGLER,Katrina	f	4-6	0-0	2-4	2	8	10	4	10	2	5	1	3	30		
21	SHANNON,CiCi	c	0-1	0-0	0-0	1	1	2	2	0	0	0	2	1	11		
04	LeMAR,Brooke	g	1-3	0-0	1-1	0	1	1	4	3	2	7	1	0	31		
22	OLIVER,Teri	g	7-13	4-10	0-0	0	7	7	1	18	1	2	0	1	38		
32	GOINS,Sidney	g	2-12	0-2	4-4	0	6	6	2	8	3	8	0	1	31		
10	NWANI,Nneka	g	0-2	0-0	0-0	0	1	1	2	0	0	1	0	0	20		
25	MITCHELL,Charnise	g	1-3	0-0	2-4	0	0	3	3	4	1	1	1	0	20		
23	COURIER,Jordyn	g	0-1	0-1	0-0	0	0	0	0	0	0	0	0	1	2		
24	REED,Renee	g	0-3	0-3	0-0	0	0	0	0	0	0	0	0	0	17		
Team							1	5	6								
Totals			15-44	4-16	9-13	4	32	36	16	43	9	24	5	7	200		

FG % 1st Half: 8-20 40.0% 2nd half: 7-24 29.2% Game: 15-44 34.1%  
3FG % 1st Half: 0-6 0.0% 2nd half: 4-10 40.0% Game: 4-16 25.0%  
FT % 1st Half: 5-7 71.4% 2nd half: 4-6 66.7% Game: 9-13 69.2%

Creighton 62 • 14-7, 8-2 MVC

#	Player	Total			3-Ptr			Rebounds			PF	TP	A	TO	Blk	Stl	Min
		FG-FGA	FG-FGA	FT-FTA	FG-FGA	FG-FGA	FT-FTA	Off	Def	Tot							
11	Schuetz, Sam	f	2-4	2-2	4-4	4	6	10	1	10	2	3	1	1	30		
42	Nelson, Sarah	f	2-7	1-3	0-0	2	3	5	4	5	0	1	0	1	21		
44	Nelson, Kellie	c	4-9	0-0	0-2	2	4	6	1	8	2	0	1	0	20		
03	Woodard, Kelsey	g	5-12	2-5	1-1	2	1	3	0	13	3	1	1	1	28		
21	Tritz, Carl	g	4-6	1-3	2-3	0	5	5	1	11	3	4	0	2	19		
02	Moore, DaNae	g	0-3	0-0	0-0	2	3	5	0	0	1	1	0	5	17		
15	Fujian, McKenzie	g	1-5	0-2	1-1	1	0	1	1	3	2	1	0	1	13		
20	Jensen, Ally	g	1-3	1-2	0-0	0	1	1	1	3	2	1	0	4	20		
24	Corbin, Jasmin	g	0-3	0-2	0-0	0	1	1	0	0	1	0	0	0	12		
23	Garrison, Jordan	g	0-7	0-5	1-2	1	1	2	0	1	0	0	0	0	10		
55	Kamphaus, Alyssa	g	4-10	0-1	0-1	2	0	2	3	8	0	0	1	0	10		
Team							1	3	4								
Totals			23-69	7-25	9-14	17	28	45	12	62	16	12	4	15	200		

FG % 1st Half: 12-28 42.9% 2nd half: 11-41 26.8% Game: 23-69 33.3%  
3FG % 1st Half: 3-11 27.3% 2nd half: 4-14 28.6% Game: 7-25 28.0%  
FT % 1st Half: 3-4 75.0% 2nd half: 6-10 60.0% Game: 9-14 64.3%

Officials: Doug Knight, Jeff Stromgren, Ann Schroeder  
Technical fouls: Southern Illinois-None. Creighton-None.  
Attendance: 643  
Schuetz (CU) third double-double of season; 16th career  
Career-high steals for Moore (CU) and Jensen (CU)

Score by periods	1st	2nd	Total
Southern Illinois	21	22	43
Creighton	30	32	62

## DRAKE 67, SIU 50

Official Basketball Box Score -- Game Totals -- Final Statistics  
Southern Illinois vs Drake  
02-05-11 5:00 p.m. at Des Moines, Iowa

Southern Illinois 50 • 2-20, 0-11 MVC

#	Player	Total			3-Ptr			Rebounds			PF	TP	A	TO	Blk	Stl	Min
		FG-FGA	FG-FGA	FT-FTA	FG-FGA	FG-FGA	FT-FTA	Off	Def	Tot							
11	MILLER,Raquel	f	3-10	0-0	0-0	1	4	5	3	6	1	3	3	1	31		
20	SWINGLER,Katrina	f	3-9	0-0	2-2	1	4	5	4	8	3	2	0	1	20		
21	SHANNON,CiCi	c	4-6	0-0	0-0	4	3	7	3	8	0	1	1	2	20		
04	LeMAR,Brooke	g	1-3	1-1	0-0	0	3	3	2	3	5	8	0	1	30		
22	OLIVER,Teri	g	3-11	3-10	2-2	0	1	1	3	11	4	1	1	2	35		
02	IGNOTO,Taylor	g	0-4	0-1	0-0	0	1	1	1	0	0	1	1	1	9		
10	NWANI,Nneka	g	1-3	0-0	0-2	4	1	5	4	2	0	2	0	1	20		
23	COURIER,Jordyn	g	0-0	0-0	0-0	0	0	0	1	0	1	1	0	0	9		
24	REED,Renee	g	4-9	4-8	0-0	0	1	1	2	12	0	2	1	0	18		
32	GOINS,Sidney	g	0-0	0-0	0-0	0	1	1	1	0	0	2	0	1	8		
Team							3	0	3								
Totals			19-55	8-20	4-6	13	19	32	24	50	14	24	7	10	200		

FG % 1st Half: 9-28 32.1% 2nd half: 10-27 37.0% Game: 19-55 34.5%  
3FG % 1st Half: 4-9 44.4% 2nd half: 4-11 36.4% Game: 8-20 40.0%  
FT % 1st Half: 2-4 50.0% 2nd half: 2-2 100.0% Game: 4-6 66.7%

Drake 67 • 11-11, 5-6 MVC

#	Player	Total			3-Ptr			Rebounds			PF	TP	A	TO	Blk	Stl	Min
		FG-FGA	FG-FGA	FT-FTA	FG-FGA	FG-FGA	FT-FTA	Off	Def	Tot							
34	Wollschlager, Amber	f	4-10	0-0	3-6	4	1	5	1	11	3	1	0	0	32		
15	Hackbarth, Rachael	c	3-6	0-0	2-2	2	2	4	2	8	1	2	0	1	22		
21	Reid, Morgan	g	0-1	0-0	2-4	1	1	2	2	2	0	1	0	22			
22	Person, Kayla	g	4-11	2-5	1-2	0	5	5	0	11	4	3	0	1	26		
23	Turk, Kristin	g	6-14	0-1	8-12	6	2	8	2	20	0	3	2	3	32		
12	Ritscher, Ellie	g	0-2	0-0	1-2	1	0	1	0	1	0	2	0	2	17		
14	Marschner, Alyssa	g	0-3	0-1	0-1	0	2	2	2	0	3	3	0	0	14		
30	Montgomery, Alex	g	2-4	0-0	2-2	0	3	3	0	6	0	3	0	0	16		
44	Running, Stephanie	g	3-5	0-0	2-2	3	4	7	2	8	2	1	2	2	19		
Team							5	4	9								
Totals			22-56	2-7	21-33	22	24	46	11	67	15	19	5	9	200		

FG % 1st Half: 16-32 50.0% 2nd half: 6-24 25.0% Game: 22-56 39.3%  
3FG % 1st Half: 4-9 44.4% 2nd half: 0-3 0.0% Game: 2-7 28.6%  
FT % 1st Half: 13-21 61.9% 2nd half: 8-12 66.7% Game: 21-33 63.6%

Officials: Bob Trammell, Kim Hobbs, Dave Rittman  
Technical fouls: Southern Illinois-None. Drake-None.  
Attendance: 2983

Score by periods	1st	2nd	Total
Southern Illinois	24	26	50
Drake	47	20	67

## EVANSVILLE 59, SIU 45

Official Basketball Box Score -- Game Totals -- Final Statistics  
University of Evansville vs Southern Illinois  
2/12/11 2:05 p.m. at Carbondale, Ill. (SIU Arena)

University of Evansville 59 • 8-15, 3-9 MVC

#	Player	Total			3-Ptr			Rebounds			PF	TP	A	TO	Blk	Stl	Min
		FG-FGA	FG-FGA	FT-FTA	FG-FGA	FG-FGA	FT-FTA	Off	Def	Tot							
03	Falkenstein, Chelsea	f	0-5	0-2	0-0	2	1	3	0	0	1	1	0	2	19		
21	Collins, Meagan	f	3-9	2-2	6-6	2	3	5	1	14	0	3	0	0	22		
25	Heck, Samantha	c	4-9	1-2	2-4	1	4	5	0	11	1	3	0	4	35		
15	Blair, Briyana	g	4-8	2-3	4-6	1	7	8	2	14	4	3	0	4	27		
34	Bamberger, Stephanie	g	2-4	2-3	3-5	0	4	4	2	9	3	2	0	1	36		
01	Hart, Khristian	g	0-2	0-0	2-2	1	1	2	3	2	0	2	0	0	9		
12	Gillum, Staci	g	0-0	0-0	0-0	0	0	0	0	0	1	1	0	0	7		
22	Liles, Miranda	g	1-3	0-0	1-2	0	2	2	0	3	0	0	1	0	21		
23	Ellerson, Katie	g	1-4	1-2	0-0	0	0	0	2	3	0	0	1	1	13		
24	Ware, Taylor	g	1-2	0-0	1-3	3	1	4	0	3	0	1	0	0	11		
Team							4	0	4								
Totals			16-46	8-14	19-28	14	23	37	10	59	10	18	1	12	200		

FG % 1st Half: 9-23 39.1% 2nd half: 7-23 30.4% Game: 16-46 34.8%  
3FG % 1st Half: 4-9 44.4% 2nd half: 4-5 80.0% Game: 8-14 57.1%  
FT % 1st Half: 7-11 63.6% 2nd half: 12-17 70.6% Game: 19-28 67.9%

Southern Illinois 45 • 2-21, 0-12 MVC

#	Player	Total			3-Ptr			Rebounds			PF	TP	A	TO	Blk	Stl	Min
		FG-FGA	FG-FGA	FT-FTA	FG-FGA	FG-FGA	FT-FTA	Off	Def	Tot							
11	MILLER,Raquel	f	0-4	0-0	0-0	0	0	0	1	0	0	0	0	0	14		
20	SWINGLER,Katrina	f	4-9	0-0	0-0	4	6	10	5	8	1	3	1	1	24		
21	SHANNON,CiCi	c	2-3	0-0	0-0	4	2	6	2	4	1	0	1	2	16		
04	LeMAR,Brooke	g	1-1	0-0	1-2	0	2	2	4	3	5	2	0	1	28		
22	OLIVER,Teri	g	3-13	3-9	0-0	0	5	5	4	9	3	6	0	0	39		
10	NWANI,Nneka	g	2-3	0-0	2-3	2	3	5	1	6	0	4	1	2	24		
15	MITCHELL,Charnise	g	0-1	0-0	0-0	0	0	0	1	0	0	0	0	1	5		
23	COURIER,Jordyn	g	1-5	1-4	0-2	1	1	2	4	3	0	2	0	0	17		
24	REED,Renee	g	2-7	1-6	1-2	0	1	1	0	6	2	2	0	1	19		
32	GOINS,Sidney	g	3-3	0-0	0-0	1	0	1	1	6	0	3	0	0	12		
34	BRANDON,Rani	g	0-1	0-0	0-0	0	1	1	0	0	0	0	0	0	2		
Team							1	1	2								
Totals			18-50	5-19	4-9	13	22	35	23	45	12	24	3	8	200		

FG % 1st Half: 5-21 23.8% 2nd half: 13-29 44.8% Game: 18-50 36.0%  
3FG % 1st Half: 1-6 16.7% 2nd half: 4-13 30.8% Game: 5-19 26.3%  
FT % 1st Half: 2-2 100.0% 2nd half: 2-7 28.6% Game: 4-9 44.4%

Officials: Greg Small, Kelly Dennis, Doug Klenc  
Technical fouls: University of Evansville-None. Southern Illinois-None.  
Attendance: 1026

Score by periods	1st	2nd	Total
University of Evansville	29	30	59
Southern Illinois	13	32	45

## NORTHERN IOWA 68, SIU 41

Official Basketball Box Score -- Game Totals -- Final Statistics  
UNI vs Southern Illinois  
02/17/11 7:05 p.m. at Carbondale, Ill. (SIU Arena)

UNI 68 • 20-5, 13-1 MVC

||
||
||



# SALUKI WOMEN'S BASKETBALL 2011-12



# 2010-11 BOX SCORES

## BRADLEY 76, SIU 60

Official Basketball Box Score -- Game Totals -- Final Statistics  
Bradley vs Southern Illinois  
02/19/11 4:30 p.m. at Carbondale, Ill. (SIU Arena)

Bradley 76 • 12-13, 5-9

#	Player	Total		3-Ptr		Rebounds			PF	TP	A	TO	Blk	Stl	Min
		FG-FGA	FG-FGA	FT-FTA	Off	Def	Tot								
32	Westcott, MacKenzie	f	4-8	1-2	0-0	2	2	4	1	9	1	1	0	3	20
21	Kassing, Leah	c	1-3	0-0	4-6	1	4	5	4	6	0	1	2	0	13
05	Muegge, Hanna	g	0-2	0-2	3-4	0	1	1	3	3	0	1	0	1	24
10	Yohn, Katie	g	4-12	3-6	2-2	3	5	8	1	13	3	1	0	2	25
34	Taylor, Raisa	g	2-6	0-0	13-17	1	8	9	2	17	2	6	1	4	35
03	Budd, Kelsey	g	4-6	2-2	0-0	0	3	3	3	10	1	1	0	1	16
22	Bisping, Brooke	g	2-3	0-0	1-3	3	4	7	3	5	0	5	0	1	19
23	Niemiera, Lauren	g	0-0	0-0	0-0	0	1	1	0	0	1	2	0	0	11
25	Hollingshed, Latasha	g	3-8	0-0	3-5	3	3	6	3	9	0	1	0	1	20
44	Frings, Kelly	g	1-3	0-2	0-0	1	0	1	0	2	1	1	0	1	10
53	Spinass-Valainis, Aly	g	0-1	0-0	2-2	0	0	0	3	2	0	3	0	1	7
	Team					2	0	2							
	Totals		21-52	6-14	28-39	16	31	47	23	76	9	24	3	15	200

FG % 1st Half: 17-33 51.5% 2nd half: 4-19 21.1% Game: 21-52 40.4%  
 3FG % 1st Half: 5-9 55.6% 2nd half: 1-5 20.0% Game: 6-14 42.9%  
 FT % 1st Half: 8-13 61.5% 2nd half: 20-26 76.9% Game: 28-39 71.8%

Southern Illinois 60 • 2-22, 0-13

#	Player	Total		3-Ptr		Rebounds			PF	TP	A	TO	Blk	Stl	Min
		FG-FGA	FG-FGA	FT-FTA	Off	Def	Tot								
11	MILLER, Raquel	f	0-0	0-0	0-0	0	1	1	1	0	0	1	0	0	8
20	SWINGLER, Katrina	f	8-14	0-0	1-2	4	6	10	4	17	2	4	0	2	38
21	SHANNON, CiCi	c	1-7	0-0	0-2	0	2	2	4	2	1	1	3	1	24
04	LeMAR, Brooke	g	1-4	1-1	9-12	0	4	4	3	12	5	9	0	3	37
22	OLIVER, Teri	g	2-8	2-7	2-2	1	2	3	3	8	0	5	1	1	37
10	NWANI, Nneka	g	1-1	0-0	0-0	1	2	3	1	2	0	1	0	1	12
15	MITCHELL, Charnise	g	1-2	0-0	1-4	0	1	1	2	3	0	0	0	2	11
23	COURIER, Jordyn	g	3-8	2-6	3-4	0	2	2	3	11	1	2	0	1	18
24	REED, Renee	g	0-1	0-1	0-0	0	0	0	0	0	0	0	0	0	3
32	GOINS, Sidney	g	2-6	1-5	0-0	0	0	0	3	5	0	2	0	1	12
	Team					3	2	5							
	Totals		19-51	6-20	16-26	9	22	31	24	60	9	25	4	12	200

FG % 1st Half: 10-25 40.0% 2nd half: 9-26 34.6% Game: 19-51 37.3%  
 3FG % 1st Half: 2-8 25.0% 2nd half: 4-12 33.3% Game: 6-20 30.0%  
 FT % 1st Half: 6-12 50.0% 2nd half: 10-14 71.4% Game: 16-26 61.5%

Officials: Charlie Hurst, Royce Blevins, Kim Hobbs  
 Technical fouls: Bradley-None. Southern Illinois-None.  
 Attendance: 640

Score by periods	1st	2nd	Total
Bradley	47	29	76
Southern Illinois	28	32	60

## INDIANA STATE 93, SIU 57

Official Basketball Box Score -- Game Totals -- Final Statistics  
Southern Illinois vs Indiana State  
02-25-11 7:05 p.m. at Hulman Center (Terre Haute, Ind.)

Southern Illinois 57 • 2-24 (0-15 MVC)

#	Player	Total		3-Ptr		Rebounds			PF	TP	A	TO	Blk	Stl	Min
		FG-FGA	FG-FGA	FT-FTA	Off	Def	Tot								
20	SWINGLER, Katrina	f	3-12	0-1	3-4	4	6	10	5	9	0	3	1	1	25
23	COURIER, Jordyn	f	0-3	0-2	0-0	0	0	0	3	0	0	2	0	0	10
21	SHANNON, CiCi	c	1-5	0-0	0-0	4	3	7	5	2	0	1	1	1	17
04	LeMAR, Brooke	g	2-5	0-0	1-1	0	1	1	3	5	10	4	0	2	40
22	OLIVER, Teri	g	8-25	6-15	3-4	1	0	1	3	25	2	5	0	0	40
02	IGNOTO, Taylor	g	0-1	0-0	0-0	0	0	0	0	0	0	0	0	0	3
10	NWANI, Nneka	g	0-2	0-0	0-0	2	3	5	5	0	0	1	1	0	14
11	MILLER, Raquel	g	1-1	0-0	0-0	0	0	0	4	2	0	0	0	0	5
15	MITCHELL, Charnise	g	0-0	0-0	0-0	0	1	1	0	0	0	1	0	0	8
24	REED, Renee	g	1-3	0-2	0-0	0	1	1	0	2	1	1	0	0	7
32	GOINS, Sidney	g	4-10	1-3	0-0	0	0	0	3	9	0	2	0	1	21
34	BRANDON, Rani	g	1-2	0-0	1-1	1	0	1	2	3	0	0	0	1	10
	Team					1	3	4							
	Totals		21-69	7-23	8-10	13	18	31	33	57	13	20	3	6	200

FG % 1st Half: 8-34 23.5% 2nd half: 13-35 37.1% Game: 21-69 30.4%  
 3FG % 1st Half: 3-10 30.0% 2nd half: 4-13 30.8% Game: 7-23 30.4%  
 FT % 1st Half: 3-3 100.0 2nd half: 5-7 71.4% Game: 8-10 80.0%

Indiana State 93 • 13-13 (7-8 MVC)

#	Player	Total		3-Ptr		Rebounds			PF	TP	A	TO	Blk	Stl	Min
		FG-FGA	FG-FGA	FT-FTA	Off	Def	Tot								
13	Mattos, Deja	f	3-4	2-3	9-10	1	2	3	1	17	3	3	1	2	27
31	Cooley, Kelsie	f	4-9	0-2	3-3	2	5	7	4	11	1	3	1	2	23
05	Thomas, Shannon	c	10-17	0-0	6-9	2	7	9	3	26	2	4	1	2	30
01	Schoen, Brittany	g	3-5	3-4	0-0	0	2	2	0	9	0	2	0	2	27
23	Whitley, Taylor	g	2-9	1-2	2-4	3	4	7	2	7	7	1	0	3	30
11	Gunning, Nikki	g	0-0	0-0	0-0	0	0	0	0	0	0	1	1	0	11
15	Oyer, Sadie	g	0-0	0-0	3-4	0	1	1	0	3	1	1	1	0	8
20	Hodge, Moriah	g	0-1	0-0	2-4	1	0	1	0	2	1	0	0	1	10
32	Rademacher, Andrea	g	0-1	0-0	6-8	1	2	3	0	6	0	1	0	0	9
33	Munn, Anna	g	2-3	1-2	7-10	2	6	8	4	12	1	3	0	1	25
	Team					3	4	7							
	Totals		24-49	7-13	38-52	15	33	48	14	93	17	19	4	12	200

FG % 1st Half: 13-27 48.1% 2nd half: 11-22 50.0% Game: 24-49 49.0%  
 3FG % 1st Half: 4-7 57.1% 2nd half: 3-6 50.0% Game: 7-13 53.8%  
 FT % 1st Half: 18-26 69.2% 2nd half: 20-26 76.9% Game: 38-52 73.1%

Officials: Beverly Roberts (R), Laura Morris, Jamie Broderick  
 Technical fouls: Southern Illinois-None. Indiana State-None.  
 Attendance: 3678

Score by periods	1st	2nd	Total
Southern Illinois	22	35	57
Indiana State	48	45	93

## ILLINOIS STATE 87, SIU 62

Official Basketball Box Score -- Game Totals -- Final Statistics  
Southern Illinois vs Illinois State  
02/27/11 2:05 p.m. at Doug Collins Court at Redbird Arena

Southern Illinois 62 • 2-25 (0-16 MVC)

#	Player	Total		3-Ptr		Rebounds			PF	TP	A	TO	Blk	Stl	Min
		FG-FGA	FG-FGA	FT-FTA	Off	Def	Tot								
20	SWINGLER, Katrina	f	7-17	0-1	4-6	3	4	7	4	18	0	3	1	1	35
21	SHANNON, CiCi	c	1-1	0-0	0-2	0	4	4	5	2	1	1	0	0	16
04	LeMAR, Brooke	g	3-8	0-0	5-6	1	2	3	2	11	3	7	0	1	40
22	OLIVER, Teri	g	3-14	2-10	9-11	0	3	3	4	17	4	6	0	1	38
32	GOINS, Sidney	g	1-7	0-5	0-0	0	2	2	5	2	3	4	1	0	26
10	NWANI, Nneka	g	3-4	0-0	0-0	1	4	5	4	6	0	1	1	1	26
14	GIRITHARAN, Ashley	g	0-0	0-0	0-0	0	0	0	0	0	0	0	0	0	2
15	MITCHELL, Charnise	g	1-1	0-0	1-1	0	1	1	0	3	0	0	0	0	6
23	COURIER, Jordyn	g	1-2	1-2	0-0	0	1	1	2	3	0	0	0	0	10
24	REED, Renee	g	0-0	0-0	0-0	0	1	1	0	0	0	0	0	0	1
	Team					3	1	4							
	Totals		20-54	3-18	19-26	8	23	31	26	62	11	22	4	4	200

FG % 1st Half: 11-31 35.5% 2nd half: 9-23 39.1% Game: 20-54 37.0%  
 3FG % 1st Half: 2-12 16.7% 2nd half: 1-6 16.7% Game: 3-18 16.7%  
 FT % 1st Half: 6-8 75.0% 2nd half: 13-18 72.2% Game: 19-26 73.1%

Illinois State 87 • 19-8 (11-5 MVC)

#	Player	Total		3-Ptr		Rebounds			PF	TP	A	TO	Blk	Stl	Min
		FG-FGA	FG-FGA	FT-FTA	Off	Def	Tot								
24	Hanley, Emily	f	10-15	0-0	4-9	3	3	6	1	24	0	3	0	1	29
34	Spanich, Hannah	f	0-4	0-1	0-0	0	3	3	3	0	1	1	0	2	18
21	Shelton, Kenyatta	c	4-7	0-0	2-7	3	6	9	4	10	1	1	0	1	26
14	Clifton, Amanda	g	4-8	0-0	0-1	0	3	3	2	8	6	3	1	4	34
33	Jackson, Shala	g	1-7	0-0	3-4	3	2	5	3	5	0	3	0	0	23
01	Jenkins, Alexis	g	2-3	1-1	3-3	1	0	1	1	8	1	2	0	1	12
03	Sykes, Candace	g	0-0	0-0	0-0	0	2	2	2	0	0	0	0	0	9
04	Nelson, Chloe	g	0-0	0-0	0-0	0	0	0	1	0	0	0	0	0	1
20	Broadway, Katie	g	10-12	2-2	0-1	0	5	2	22	1	3	0	2	30	
22	Seberger, Alison	g	1-1	1-1	0-0	0	1	1	1	3	0	0	0	0	2
32	Stewart, Jay	g	0-0	0-0	0-0	0	0	0	0	0	0	0	0	0	2
41	Hall, Marley	g	2-3	0-0	3-4	0	0	0	1	7	1	0	0	1	12
50	Grace, Megan	g	0-0	0-0	0-0	0	0	0	0	0	0	0	0	0	2
	Team					1	4	5							
	Totals		34-60	4-5	15-29	11	29	40	21	87	11	17	1	13	200



## MISSOURI STATE 70, SIU 58

## INDIANA STATE 83, SIU 68

**Official Basketball Box Score -- Game Totals -- Final Statistics**  
**Missouri State vs Southern Illinois**  
**03/05/11 2:05 p.m. at Carbondale, Ill. (SIU Arena)**

**Missouri State 70 • 21-9, 12-6**

#	Player	Total		3-Ptr	Rebounds			PF	TP	A	TO	Blk	Stl	Min	
		FG-FGA	FG-FGA	FT-FTA	Off	Def	Tot								
25	Mays, Tia	f	0-4	0-0	2-4	3	2	5	2	2	2	3	0	0	15
33	Shorter, Christiana	f	5-10	0-0	2-4	5	4	9	3	12	0	2	0	1	25
05	Garrison, Casey	g	9-21	0-1	10-10	6	4	10	0	28	2	4	0	7	39
12	Malone, Jasmine	g	3-8	1-4	0-0	0	6	6	1	7	2	4	0	3	33
14	Buer, Karly	g	1-2	0-0	0-0	0	0	0	2	2	1	1	0	1	11
01	Edie, Whitney	g	0-3	0-1	0-0	1	2	3	0	0	0	0	0	0	5
23	Roberson, Jaleshia	f	1-6	1-5	5-6	2	3	5	2	8	1	1	0	0	29
32	Roberts, Kendra	f	0-1	0-0	0-2	1	1	2	0	0	0	2	0	1	9
40	Soldner, Regan	f	0-0	0-0	2-2	0	1	1	1	2	1	1	0	0	9
44	Boshe, Lacey	f	1-4	0-0	7-10	1	1	2	3	9	1	2	0	0	25
	Team					2	4	6							
	Totals		20-59	2-11	28-38	21	28	49	14	70	10	20	0	13	200

FG % 1st Half: 9-29 31.0% 2nd half: 11-30 36.7% Game: 20-59 33.9%  
 3FG % 1st Half: 2-5 40.0% 2nd half: 0-6 0.0% Game: 2-11 18.2%  
 FT % 1st Half: 16-20 80.0% 2nd half: 12-18 66.7% Game: 28-38 73.7%

**Southern Illinois 58 • 2-27, 0-18**

#	Player	Total		3-Ptr	Rebounds			PF	TP	A	TO	Blk	Stl	Min	
		FG-FGA	FG-FGA	FT-FTA	Off	Def	Tot								
10	NWANI,Nneka	f	1-3	0-0	0-0	1	2	3	4	2	0	2	0	2	21
20	SWINGLER,Katrina	f	10-24	0-1	0-0	3	4	7	4	20	2	2	1	2	39
21	SHANNON,CiCi	c	3-7	0-0	0-2	5	6	11	4	6	1	1	3	0	19
04	LeMAR,Brooke	g	1-4	0-1	2-2	0	3	3	3	4	2	6	0	2	40
22	OLIVER,Teri	g	6-22	4-18	7-8	0	1	1	4	23	1	5	1	1	40
11	MILLER,Raquel	f	0-0	0-0	0-0	0	0	0	0	0	0	0	0	0	0+
15	MITCHELL,Charnise	f	1-3	0-1	1-2	4	4	8	4	3	3	5	0	1	33
23	COURIER,Jordyn	f	0-1	0-1	0-2	0	0	0	1	0	1	0	0	1	8
	Team					4	3	7							
	Totals		22-64	4-22	10-16	17	23	40	24	58	10	21	5	9	200

FG % 1st Half: 12-31 38.7% 2nd half: 10-33 30.3% Game: 22-64 34.4%  
 3FG % 1st Half: 3-13 23.1% 2nd half: 1-9 11.1% Game: 4-22 18.2%  
 FT % 1st Half: 5-8 62.5% 2nd half: 5-8 62.5% Game: 10-16 62.5%

Officials: Kevin Dillard, Jeneane Pence, Mark Gines  
 Technical fouls: Missouri State-Roberson, Jaleshia. Southern Illinois-None.  
 Attendance: 482

Score by periods	1st	2nd	Total
Missouri State	36	34	70
Southern Illinois	32	26	58

**Official Basketball Box Score -- Game Totals -- Final Statistics**  
**Southern Illinois vs Indiana State**  
**03/10/11 8:35 p.m. at St. Charles, Mo. (The Family Arena)**

**Southern Illinois 68 • 2-28 (0-18 MVC)**

#	Player	Total		3-Ptr	Rebounds			PF	TP	A	TO	Blk	Stl	Min	
		FG-FGA	FG-FGA	FT-FTA	Off	Def	Tot								
10	NWANI,Nneka	f	1-2	0-0	0-2	1	2	3	2	2	0	0	0	0	23
20	SWINGLER,Katrina	f	8-20	0-0	5-6	4	5	9	4	21	4	3	0	1	36
21	SHANNON,CiCi	c	4-9	0-0	3-4	2	6	8	3	11	0	2	2	1	24
04	LeMAR,Brooke	g	3-10	1-3	0-0	1	3	4	3	7	4	5	0	1	40
22	OLIVER,Teri	g	5-21	3-15	7-8	4	3	7	3	20	3	2	0	2	40-
11	MILLER,Raquel	f	0-0	0-0	0-0	0	0	0	0	0	0	0	0	0	1
15	MITCHELL,Charnise	f	2-6	0-0	0-0	2	5	7	2	4	1	0	0	0	27
23	COURIER,Jordyn	f	1-1	1-1	0-0	1	0	1	1	3	1	0	0	0	9
	Team					3	0	3	1						
	Totals		24-69	5-19	15-20	18	24	42	19	68	13	12	2	5	200

FG % 1st Half: 15-36 41.7% 2nd half: 9-33 27.3% Game: 24-69 34.8%  
 3FG % 1st Half: 4-11 36.4% 2nd half: 1-8 12.5% Game: 5-19 26.3%  
 FT % 1st Half: 6-8 75.0% 2nd half: 9-12 75.0% Game: 15-20 75.0%

**Indiana State 83 • 15-15 (8-10 MVC)**

#	Player	Total		3-Ptr	Rebounds			PF	TP	A	TO	Blk	Stl	Min	
		FG-FGA	FG-FGA	FT-FTA	Off	Def	Tot								
13	Mattox, Deja	f	2-8	0-2	0-0	2	2	4	2	4	2	2	1	1	25
31	Cooley, Kelsie	f	5-11	2-4	0-0	3	6	9	2	12	0	2	0	0	24
05	Thomas, Shannon	c	9-15	0-0	4-7	4	7	11	1	22	3	3	2	0	33
01	Schoen, Brittany	g	1-8	0-3	4-4	0	2	2	3	6	5	0	0	1	31
23	Whitley, Taylor	g	8-15	1-3	5-5	2	2	4	2	22	8	1	0	2	38
11	Gunning, Nikki	f	0-1	0-0	1-2	0	0	0	0	1	1	2	1	1	5
15	Oyer, Sadie	f	0-0	0-0	0-0	0	2	2	0	0	0	1	0	0	6
32	Rademacher, Andrea	f	4-5	2-2	0-0	0	3	3	3	10	0	0	0	0	17
33	Munn, Anna	f	2-4	2-3	0-2	1	2	3	0	6	1	2	0	0	21
	Team					3	2	5							
	Totals		31-67	7-17	14-20	15	28	43	13	83	20	13	4	5	200

FG % 1st Half: 18-35 51.4% 2nd half: 13-32 40.6% Game: 31-67 46.3%  
 3FG % 1st Half: 5-11 45.5% 2nd half: 2-6 33.3% Game: 7-17 41.2%  
 FT % 1st Half: 6-9 66.7% 2nd half: 8-11 72.7% Game: 14-20 70.0%

Officials: Cameron Inouye, Amy Bonner, Tim Daley  
 Technical fouls: Southern Illinois-TEAM. Indiana State-None.  
 Attendance: 1226  
 2011 State Farm Missouri Valley Conference Women's Basketball Tournament  
 Opening Round - Game 2

Score by periods	1st	2nd	Total
Southern Illinois	40	28	68
Indiana State	47	36	83

2010-11 BOX SCORES



**F**rom its early beginning to its current standing on the map of college athletics, the Missouri Valley Conference continues to be proactive in its approach as it enters its 105th year in 2011-12. The nation's second-oldest NCAA Division I conference is a leader in college athletics and is one of the nation's most progressive conferences.

The Missouri Valley Conference enters a new decade facing a rapidly changing environment in NCAA Division I athletics as conference expansion and realignment swept the nation in the summer of 2010. Although The Valley was untouched, the league will remain vigilant in monitoring changes or potential changes in other conferences that might impact membership, or present opportunities for expansion.

The Valley brand remains very strong, both regionally and nationally, and the great athletic tradition of The Valley remains a compelling force in recruiting student-athletes and in marketing all the MVC programs.

Men's basketball continues to be the engine that drives Valley athletic programs. With UNI's NCAA Sweet 16 appearance in 2010, the league has had four different Sweet 16 teams since 2006, and The Valley is the only non-BCS league with more than two different Sweet 16 teams in that span. The State Farm MVC Tournament continues to be a spectacular showcase for the league, and the MVC has extended the tournament agreement with the Scottrade Center that will keep Arch Madness in St. Louis through at least 2015. During the 2011 State Farm MVC Championship, the league surpassed 1 million in total attendance for the event, now in its 22nd year.

Last year, the league set a record with 12 post-season victories in men's basketball, as five different teams picked up at least one post-season win — a league first. Wichita State became the first MVC NIT champion since 1982, winning five games, including four against BCS-member schools.

While the success of men's basketball has received the greatest attention, the overall performance of league teams in virtually every sport continues to raise the national profile of the conference.

In women's basketball, five teams earned post-season berths, while 2011 marked the 12th-straight season that the Valley earned at least three post-season bids. UNI made its second consecutive NCAA Tournament trip after becoming just the fourth league team to win back-to-back State Farm MVC Tournament

titles. The conference remains committed to keeping the tournament at a neutral site at the Family Arena in St. Charles as establishing a neutral site remains a huge part of the overall efforts to improve women's basketball in The Valley.

In volleyball, a league-high four teams were invited to the 2010 NCAA Volleyball Championship, marking the fifth-straight year that multiple teams were invited to the Dance. UNI finished the season ranked No. 14, following its second straight perfect 18-0 conference season.

In baseball, Creighton represented the league in the NCAA Tournament as the Bluejays swept both the regular-season title and tournament titles. Although the league only received one NCAA Tournament bid, four teams ended the year in the Top 75 of the RPI, and the league ranked No. 7 in the conference RPI rankings.

In softball, two teams represented the league in the NCAA Tournament for the 11th time in conference history as Illinois State and Missouri State advanced. Missouri State became just the second host in the history of the MVC to win the tournament, while both ISU and MSU went 1-2 in NCAA Tournament action.

In men's soccer, Creighton returned to the NCAA Championship after a one-year hiatus as the Bluejays joined State Farm MVC champion Bradley in the NCAA field. Creighton has qualified for 18 of the past 19 NCAA Championships, while The Valley has had two or more teams earn a spot in the field in each of the past four years.

In track & field, the league picked up two more national championships as Indiana State's Felisha Johnson won the weight throw at the indoor meet, while Illinois State's Tim Johnson was the national champion in the javelin at the outdoor meet. It marks the sixth NCAA meet in a row that the MVC has earned an individual national title in track & field. The MVC has now produced 10 national champions in the sport in the past five years.

Meanwhile, the success of The Valley television package is one of the great stories in the league. The MVC Television Network has blossomed into a revenue-generating vehicle and The Valley's most visible marketing tool. Also, The Valley is making video-streaming a major focus as it enters the third year of a three-year plan to upgrade the production and marketing of both institutionally-produced and conference-produced webcasts.



**1818 Chouteau Ave.  
St. Louis, MO 63103  
Phone: (314) 421-0339  
Fax: (314) 421-3505  
or 421-0620**

- Doug Elgin**  
Commissioner
- Patty Viverito**  
Senior Associate Commissioner
- Jack Watkins**  
Associate Commissioner  
Marketing/Television
- Joe Mitch**  
Associate Commissioner
- Mike Kern**  
Associate Commissioner  
Communications
- Mary Mulvenna**  
Assistant Commissioner  
Compliance/Community Relations
- Rich Steed**  
Chief Financial Officer
- Kelli Briscoe**  
Assistant Director  
Communications
- Kristin Gregory**  
Assistant Director  
Communications and Sports Admin.
- Derrick Docket**  
Director of New Media and Technology
- Lori Brutton**  
Assistant to the CFO
- Maxine Day**  
Executive Assistant
- Carla Fight**  
Assistant to the Commissioner
- Branden Miller**  
General Manager  
MVC Sports Properties
- Brian Rhame**  
Account Executive  
MVC Sports Properties



## 2011-12 MVC SCHEDULE

MISSOURI VALLEY CONFERENCE

**Saturday October 29**  
Oakland City at Evansville (Exh.), 1 PM

**Sunday October 30**  
Harding at Missouri State (Exh.), 2:05 PM

**Tuesday November 1**  
Christian Brothers at SIU (Exh.), 7:05 PM

**Tuesday November 1**  
Missouri-St. Louis at Illinois St. (Exh.), 7:05 PM

**Wednesday November 2**  
Rockhurst at Creighton (Exh.), 7:05 PM  
Upper Iowa at Drake (Exh.), 7:05 PM

**Thursday November 3**  
Northeastern at Mo. State (Exh.), 7:05 PM

**Friday November 4**  
Bellarmine at Indiana State (Exh.), 6:05 PM

**Saturday November 5**  
Washington (Mo.) at Bradley (Exh.), 2 PM  
Mo. State at Missouri Southern (Exh.), 5 PM

**Sunday November 6**  
Quincy at Drake (Exh.), 2:05 PM  
Maryville at UNI (Exh.), 3 PM

**Wednesday November 9**  
Pittsburg State at Wichita St. (Exh.), 7:05 PM

**Friday November 11**  
Illinois State at Ball State, 6 PM  
Creighton at North Dakota, 7 PM  
Evansville at Murray State, 7 PM  
Missouri State at Louisiana Tech, 7 PM  
SIU at Austin Peay, 7 PM  
Detroit at Ind. State (Preseason WNIT), 7:05 PM  
Colorado State at UNI, 8:30 PM

**Saturday November 12**  
Northern Colorado at Bradley, 2 PM  
Drake at Illinois-Chicago, 2:05 PM  
Northwestern State at Wichita State, 2:05 PM

**Sunday November 13**  
Creighton at North Dakota State, 2 PM  
Louisville at Missouri State, 2:05 PM

**Sun/Mon November 13/14**  
Indiana State vs. TBA (Preseason WNIT)

**Monday November 14**  
UNI at Chicago State, 7 PM  
LSU at Wichita State, 7:05 PM

**Tuesday November 15**  
Iowa State at Drake, 5:05 PM  
Eastern Illinois at Bradley, 7 PM

**Wednesday November 16**  
Creighton at Kansas, 8 PM

**Wed/Thurs November 16/17**  
Indiana State vs. TBA (Preseason WNIT)

**Thursday November 17**  
Illinois State at Northwestern, 7 PM  
Loyola-Chicago at SIU, 7:05 PM  
Wichita State at Arizona, 8 PM

**Friday November 18**  
Bradley at Winthrop (Winthrop Classic), 5 PM  
Evansville at Cincinnati, 7 PM  
Missouri State at Kansas State, 7 PM  
UW-Milwaukee at Drake, 7:05 PM

**Saturday November 19**  
Bradley vs. Stetson (Winthrop Classic), 12 PM  
Iowa at UNI, 3 PM

**Sunday November 20**  
Bradley vs. Niagara (Winthrop Classic), 12 PM  
Evansville at Bowling Green, 12 PM  
Chicago State at SIU, 2:05 PM  
Wichita State at UC Davis, 4 PM  
Indiana State vs. TBA (Preseason WNIT)

**Monday November 21**  
Illinois State at Eastern Illinois, 12 PM

**Tuesday November 22**  
SIU at Tennessee State, 5 PM

IUPUI at Indiana State, 6:05 PM  
South Dakota at Creighton, 7:05 PM

**Wednesday November 23**  
Bradley at Northern Illinois, 7 PM  
Winthrop at Wichita State, 7:05 PM

**Thursday November 24**  
Drake vs. Marist (Cancun Challenge), 5:30 PM

**Friday November 25**  
Evansville vs. Brown (Maine Tournament), 3 PM  
UNI vs. Wyoming (Loyola Marymount Thanksgiving Classic), 5 PM  
Drake vs. Hofstra (Cancun Challenge), 1:30 PM

**Saturday November 26**  
Evansville vs. Maine/Troy (Maine Tournament), 11 AM/1 PM  
Missouri State at Oral Roberts, 2:05 PM  
UNI vs. Loyola Marymount/Youngstown State, 3/5 PM  
Northern Illinois at Illinois State, 4:05 PM

**Sunday November 27**  
Indiana State at Belmont, 2 PM  
North Carolina State at Creighton, 2:05 PM

**Monday November 28**  
UW-Milwaukee at Bradley, 7 PM  
Illinois-Chicago at Illinois State, 7:05 PM

**Tuesday November 29**  
Ball State at Evansville, 5:15 PM  
SIU at Northern Illinois, 7 PM  
Arkansas-Little Rock at Missouri State, 7:05 PM

**Wednesday November 30**  
Bradley at Butler, 6 PM  
UT-Martin at Indiana State, 6:05 PM  
Central Michigan at Wichita State, 7:05 PM

**Thursday December 1**  
SEMO at UNI, 7 PM  
North Dakota at Drake, 7:05 PM  
Creighton at Wyoming, 8 PM

**Friday December 2**  
Indiana State at Illinois-Chicago, 7 PM  
Eastern Kentucky at Evansville (Evansville Winter Classic), 7:30 PM  
Illinois State vs. Arkansas State (Arizona State Classic), TBA

**Saturday December 3**  
Bradley at Central Michigan, 1 PM  
Marshall/Chicago State at Evansville, 1/3:30 PM  
SIU Edwardsville at SIU, 2:05 PM  
SMU at Wichita State, 2:05 PM  
Illinois State vs. Arizona State/Eastern Washington (Arizona State Classic), TBA

**Sunday December 4**  
UNI at UW-Green Bay, 12 PM  
Notre Dame at Creighton, 1:35 PM

**Tuesday December 6**  
Bradley at SIU Edwardsville, 5:30 PM  
Butler at Indiana State, 6:05 PM

**Wednesday December 7**  
South Dakota at UNI, 7 PM  
Wichita State at Kansas State, 7 PM  
Illinois at Illinois State, 7:05 PM

**Thursday December 8**  
North Dakota State at Drake, 5 PM  
Creighton at Nebraska, 7 PM  
Missouri State at Oklahoma State, 7 PM  
IUPUI at SIU, 7:05 PM

**Friday December 9**  
Wichita State at Texas-San Antonio, 7 PM  
Western Kentucky at Illinois State, 7:05 PM

**Saturday December 10**  
Murray State at Evansville, 2 PM  
SIU at Wright State, 2 PM  
Indiana State at Eastern Illinois, 4 PM

North Dakota State at UNI, 7 PM

**Sunday December 11**  
North Texas at Missouri State, 1:05 PM  
Drake at Wisconsin, 2:05 PM

**Friday December 16**  
Evansville at UT-Martin, 7 PM

**Saturday December 17**  
UNI at North Dakota, 2 PM  
Indiana State at Michigan, 6 PM  
Iowa at Bradley, 7 PM

**Sunday December 18**  
Bowling Green at Creighton, 1:05 PM  
Drake at Saint Louis, 2 PM  
Morgan State at Missouri State, 2:05 PM  
SIU at UT-Martin, 3 PM  
Wichita State vs. Texas-Arlington (Beach Classic), 7 PM

**Monday December 19**  
Wichita State vs. Long Beach State/Western Michigan (Beach Classic), 5/7PM  
Evansville at Missouri, 7 PM  
DePaul at Illinois State, 7:05 PM

**Tuesday December 20**  
Creighton at UTSA (UTSA Holiday Classic), 7 PM  
Indiana State at Chicago State, 7 PM  
Missouri State at Arkansas State, 7 PM  
Drake at Iowa, 7:05 PM  
UNI at Iowa State, 7 PM

**Wednesday December 21**  
Creighton vs. Colorado (UTSA Holiday Classic), 5 PM  
Western Illinois at Bradley, 7 PM

**Thursday December 22**  
Illinois State at Michigan, 12:30 PM  
Loyola-Chicago at Drake, 5:05 PM  
Indiana State at Northern Illinois, 7 PM  
SIU at DePaul, 7 PM

**Thursday December 29**  
\*Missouri State at Bradley, 7 PM  
\*Wichita State at UNI, 7 PM

**Friday December 30**  
\*Evansville at Indiana State, 6:05 PM  
\*SIU at Illinois State, 6:05 PM

**Saturday December 31**  
\*Missouri State at UNI, 2 PM  
\*Wichita State at Bradley, 2 PM  
\*Drake at Creighton, 2:05 PM

**Sunday January 1**  
\*Evansville at Illinois State, 12:05 PM  
\*SIU at Indiana State, 1:05 PM

**Thursday January 5**  
\*UNI at Evansville, 7 PM  
\*Bradley at SIU, 7:05 PM  
\*Creighton at Missouri State, 7:05 PM  
\*Drake at Wichita State, 7:05 PM

**Friday January 6**  
\*Illinois State at Indiana State, 7:05 PM

**Saturday January 7**  
\*UNI at SIU, 5:05 PM  
\*Drake at Missouri State, 7:05 PM

**Sunday January 8**  
\*Bradley at Evansville, 1 PM  
\*Creighton at Wichita State, 2:05 PM

**Thursday January 12**  
\*Illinois State at Bradley, 7 PM  
\*Indiana State at UNI, 7 PM  
\*Evansville at Creighton, 7:05 PM  
\*SIU at Drake, 7:05 PM

**Saturday January 14**  
\*Indiana State at Bradley, 2 PM  
\*Evansville at Drake, 2:05 PM  
\*Missouri State at Wichita State, 2:05 PM

\*SIU at Creighton, 2:05 PM  
\*Illinois State at UNI, 3 PM

**Thursday January 19**  
\*Wichita State at Evansville, 7 PM  
\*Missouri State at SIU, 7:05 PM

**Friday January 20**  
\*Creighton at Indiana State, 6:05 PM  
\*Bradley at UNI, 7:05 PM  
\*Drake at Illinois State, 7:05 PM

**Saturday January 21**  
\*Missouri State at Evansville, 2 PM  
\*Wichita State at SIU, 2:05 PM

**Sunday January 22**  
\*Drake at Indiana State, 1:05 PM  
\*Creighton at Illinois State, 2:05 PM

**Thursday January 26**  
Murray State at SIU, 7:05 PM

**Friday January 27**  
\*Bradley at Drake, 7:05 PM  
\*Illinois State at Wichita State, 7:05 PM  
\*Indiana State at Missouri State, 7:05 PM  
\*UNI at Creighton, 7:05 PM

**Sunday January 29**  
\*SIU at Evansville, 2 PM  
\*Bradley at Creighton, 2:05 PM  
\*Illinois State at Missouri State, 2:05 PM  
\*Indiana State at Wichita State, 2:05 PM  
\*UNI at Drake, 2:05 PM

**Thursday February 2**  
\*Evansville at Bradley, 7 PM  
\*SIU at UNI, 7 PM  
\*Missouri State at Drake, 7:05 PM  
\*Wichita State at Creighton, 7:05 PM

**Friday February 3**  
\*Indiana State at Illinois State, 7:05 PM

**Saturday February 4**  
\*SIU at Bradley, 2 PM  
\*Wichita State at Drake, 2:05 PM  
\*Missouri State at Creighton, 4:05 PM  
\*Evansville at UNI, 7 PM

**Thursday February 9**  
\*Creighton at Evansville, 11 AM  
\*Drake at SIU, 7:05 PM

**Friday February 10**  
\*Bradley at Indiana State, 6:05 PM  
\*UNI at Illinois State, 6:05 PM  
\*Wichita State at Missouri State, 7:05 PM

**Saturday February 11**  
\*Creighton at SIU, 2:05 PM

**Sunday February 12**  
\*UNI at Indiana State, 1:05 PM  
\*Bradley at Illinois State, 2:05 PM  
\*Drake at Evansville, 2:05 PM

**Friday February 17**  
\*UNI at Bradley, 6 PM  
\*Evansville at Missouri State, 7:05 PM  
\*Illinois State at Creighton, 7:05 PM  
\*Indiana State at Drake, 7:05 PM  
\*SIU at Wichita State, 7:05 PM

**Sunday February 19**  
\*Evansville at Wichita State, 2:05 PM  
\*Illinois State at Drake, 2:05 PM  
\*Indiana State at Creighton, 2:05 PM  
\*SIU at Missouri State, 2:05 PM

**Thursday February 23**  
\*Wichita State at Illinois State, 7:35 PM

**Friday February 24**  
\*Drake at Bradley, 6 PM  
\*Missouri State at Indiana State, 6:05 PM  
\*Creighton at UNI, 7 PM

**Sunday February 26**  
\*Wichita State at Indiana State, 1:05 PM

\*Creighton at Bradley, 2 PM  
\*Evansville at SIU, 2:05 PM  
\*Missouri State at Illinois State, 2:05 PM  
\*Drake at UNI, 3 PM

**Thursday March 1**  
\*Illinois State at Evansville, 7 PM  
\*Bradley at Wichita State, 7:05 PM  
\*Indiana State at SIU, 7:05 PM  
\*UNI at Missouri State, 7:05 PM

**Saturday March 3**  
\*Indiana State at Evansville, 1 PM  
\*Creighton at Drake, 2:05 PM  
\*Illinois State at SIU, 2:05 PM  
\*UNI at Wichita State, 2:05 PM  
\*Bradley at Missouri State, 7:05 PM

**State Farm Missouri Valley Conference Tournament**  
March 8-11  
at the Family Arena  
St. Charles, Mo





**NON-CONFERENCE OPPONENTS**

## AUSTIN PEAY

Nov. 11, 7 p.m. • Clarksville, Tenn.

### General Info

Location ..... Clarksville, Tenn.  
 Enrollment ..... 10,723  
 Nickname ..... Lady Gavs  
 School Colors ..... Red and White  
 Arena (Capacity) ..... Dunn Center (7,257)  
 Conference ..... Ohio Valley Conference  
 Series History ..... Austin Peay leads 2-1

### Coaching Staff

Head Coach ..... Carrie Daniels  
 Alma Mater ..... Austin Peay, 1996  
 Record at School/Years ..... 63-95/5  
 Overall Record/Years ..... 63-95/5  
 Assistant Coach ..... Brooke Armistead  
 Assistant Coach ..... Jessica Grayson  
 Assistant Coach ..... David Midlick  
 Basketball Phone ..... (931)221-6146

### Team Info

2010-11 Record ..... 15-18  
 Conference Record/Finish ..... 12-6/5th  
 Starters Returning/Lost ..... 4/1  
 Letterwinners Returning/Lost ..... 7/6

### Sports Info

Women's Basketball SID ..... Cody Bush  
 Office Phone ..... (931)221-7561  
 E-mail ..... bushc@apsu.edu  
 Website ..... www.LetsGoPeay.com

## CHICAGO STATE

Nov. 20, 2:05 p.m. • Carbondale, Ill.

### General Info

Location ..... Chicago, Ill.  
 Enrollment ..... 7,235  
 Nickname ..... Cougars  
 School Colors ..... Green and White  
 Arena (Capacity) ..... Jones Convocation Center (7,000)  
 Conference ..... Great West  
 Series History ..... SIU leads 3-1

### Coaching Staff

Head Coach ..... Angela Jackson  
 Alma Mater ..... Old Dominion, 1991  
 Record at School/Years ..... 110-126/8  
 Overall Record/Years ..... 110-126/8  
 Assistant Coach ..... Gwen Burton  
 Assistant Coach ..... Renada Blackburn  
 Basketball Phone ..... (773)995-3653

### Team Info

2010-11 Record ..... 24-10  
 Conference Record/Finish ..... 11-1/1st  
 Starters Returning/Lost ..... 2/3  
 Letterwinners Returning/Lost ..... 4/4

### Sports Info

Women's Basketball SID ..... Corey Miggins  
 Office Phone ..... (773)995-2217  
 E-mail ..... cmiggins@csu.edu  
 Website ..... www.GoCSUCougars.com

## DEPAUL

Dec. 22, 7 p.m. • Chicago, Ill.

### General Info

Location ..... Chicago, Ill.  
 Enrollment ..... 25,145  
 Nickname ..... Blue Demons  
 School Colors ..... Royal Blue and Scarlet  
 Arena (Capacity) ..... McGrath Phillips Arena (3,000)  
 Conference ..... Big East  
 Series History ..... DePaul leads 8-3

### Coaching Staff

Head Coach ..... Doug Bruno  
 Alma Mater ..... DePaul, 1973  
 Record at School/Years ..... 487-271/25  
 Overall Record/Years ..... 527-301/27  
 Assistant Coach ..... Candis Blankson  
 Assistant Coach ..... Bart Brooks  
 Assistant Coach ..... Jill M. Pizzotti  
 Basketball Phone ..... (773)325-7236

### Team Info

2010-11 Record ..... 29-7  
 Conference Record/Finish ..... 13-3/12nd  
 Starters Returning/Lost ..... 3/2  
 Letterwinners Returning/Lost ..... 7/5

### Sports Info

Women's Basketball SID ..... Alicia Powers  
 Office Phone ..... (773)325-4740  
 E-mail ..... apowers1@depaul.edu  
 Website ..... www.DePaulBlueDemons.com

## IUPUI

Dec. 8, 7:05 p.m. • Carbondale, Ill.

### General Info

Location ..... Indianapolis, Ind.  
 Enrollment ..... 30,383  
 Nickname ..... Jaguars  
 School Colors ..... Red, Gold and Black  
 Arena (Capacity) ..... The Jungle (1,215)  
 Conference ..... Summit League  
 Series History ..... IUPUI leads 1-0

### Coaching Staff

Head Coach ..... Austin Parkinson  
 Alma Mater ..... Purdue, 2004  
 Record at School/Years ..... 4-24/1  
 Overall Record/Years ..... 4/24/1  
 Assistant Coach ..... Alex Webster  
 Assistant Coach ..... Stan Bengtson  
 Assistant Coach ..... Ashley Barlow  
 Basketball Phone ..... (317)278-1397

### Team Info

2010-11 Record ..... 2-24  
 Conference Record/Finish ..... 2-16/9th  
 Starters Returning/Lost ..... 3/2  
 Letterwinners Returning/Lost ..... 7/5

### Sports Info

Women's Basketball SID ..... John Berry  
 Office Phone ..... (317)278-3619  
 E-mail ..... jmberry@iupui.edu  
 Website ..... www.IUPUIJags.com

## LOYOLA-CHICAGO

Nov. 17, 7:05 p.m. • Carbondale, Ill.

### General Info

Location ..... Chicago, Ill.  
 Enrollment ..... 15,670  
 Nickname ..... Ramblers  
 School Colors ..... Maroon and Gold  
 Arena (Capacity) ..... Gentile Arena (4,486)  
 Conference ..... Horizon League  
 Series History ..... SIU leads 2-0

### Coaching Staff

Head Coach ..... Eric Simpson  
 Alma Mater ..... Northwestern, 1994  
 Record at School/Years ..... 27-34/2  
 Overall Record/Years ..... 27-34/2  
 Associate Head Coach ..... Brent Brown  
 Assistant Coach ..... Clare Bodensteiner  
 Assistant Coach ..... Keisha Collins  
 Basketball Phone ..... (773)508-8813

### Team Info

2010-11 Record ..... 12-19  
 Conference Record/Finish ..... 5-13/8th  
 Starters Returning/Lost ..... 4/1  
 Letterwinners Returning/Lost ..... 9/4

### Sports Info

Women's Basketball SID ..... Leo Krause  
 Office Phone ..... (773)508-3855  
 E-mail ..... lkrause@luc.edu  
 Website ..... www.LoyolaRamblers.com

## MURRAY STATE

Jan. 26, 7:05 p.m. • Carbondale, Ill.

### General Info

Location ..... Murray, Ky.  
 Enrollment ..... 10,200  
 Nickname ..... Racers  
 School Colors ..... Navy and Gold  
 Arena (Capacity) ..... CFSB Center (8,500)  
 Conference ..... Ohio Valley  
 Series History ..... SIU leads 34-4

### Coaching Staff

Head Coach ..... Rob Cross  
 Alma Mater ..... Murray State, 1991  
 Record at School/Years ..... 45-47/4  
 Overall Record/Years ..... 45-47/4  
 Assistant Coach ..... Tony Cross  
 Assistant Coach ..... Victoria Jones  
 Assistant Coach ..... Benita Buggs  
 Basketball Phone ..... (270)809-5413

### Team Info

2010-11 Record ..... 9-21  
 Conference Record/Finish ..... 5-13/17th  
 Starters Returning/Lost ..... 4/1  
 Letterwinners Returning/Lost ..... 9/4

### Sports Info

Women's Basketball SID ..... Teri LaJeunesse  
 Office Phone ..... (270)809-3351  
 E-mail ..... teri.lajeunesse@murraystate.edu  
 Website ..... www.GoRacers.com



NON-CONFERENCE OPPONENTS

## NORTHERN ILLINOIS

Nov. 29, 7 p.m. • DeKalb, Ill.

### General Info

Location ..... DeKalb, Ill.  
 Enrollment ..... 23,850  
 Nickname ..... Huskies  
 School Colors ..... Cardinal and Black  
 Arena (Capacity) ..... Convocation Center (9,100)  
 Conference ..... Mid American (West Division)  
 Series History ..... NIU leads 13-11

### Coaching Staff

Head Coach ..... Kathi Bennett  
 Alma Mater ..... Green Bay, 1986  
 Record at School/Years ..... 13-17/1  
 Overall Record/Years ..... 309-195/18  
 Associate Head Coach ..... Marsha Frese  
 Assistant Coach ..... Joe Conroy  
 Assistant Coach ..... Shannon Baugh  
 Basketball Phone ..... (815)753-0586

### Team Info

2010-11 Record ..... 13-17  
 Conference Record/Finish ..... 7-9/4th West Division  
 Starters Returning/Lost ..... 3/2  
 Letterwinners Returning/Lost ..... 7/4

### Sports Info

Women's Basketball SID ..... Zach Peters  
 Office Phone ..... (815)753-9572  
 E-mail ..... zpeters2@niu.edu  
 Website ..... www.NIUHuskies.com

## SIU EDWARDSVILLE

Dec. 3, 2:05 p.m. • Carbondale, Ill.

### General Info

Location ..... Edwardsville, Ill.  
 Enrollment ..... 14,235  
 Nickname ..... Cougars  
 School Colors ..... Red and White  
 Arena (Capacity) ..... Vadalabene Center (4,000)  
 Conference ..... Ohio Valley  
 Series History ..... SIUC leads 1-0

### Coaching Staff

Head Coach ..... Amanda Levens  
 Alma Mater ..... Arizona State, 2002  
 Record at School/Years ..... 24-64/3  
 Overall Record/Years ..... 24-64/3  
 Assistant Coach ..... Laura Gonsalves  
 Assistant Coach ..... Jenn Bradley  
 Assistant Coach ..... Jocelyn Duke  
 Basketball Phone ..... (618)650-2880

### Team Info

2010-11 Record ..... 11-19  
 Conference Record/Finish ..... NA  
 Starters Returning/Lost ..... 4/1  
 Letterwinners Returning/Lost ..... 9/2

### Sports Info

Women's Basketball SID ..... Eric Hess  
 Office Phone ..... (618)650-3608  
 E-mail ..... ehess@siue.edu  
 Website ..... www.SIUCougars.com

## TENNESSEE STATE

Nov. 22, 5:30 p.m. • Nashville, Tenn.

### General Info

Location ..... Nashville, Tenn.  
 Enrollment ..... 8,000  
 Nickname ..... Lady Tigers  
 School Colors ..... Reflex Blue and White  
 Arena (Capacity) ..... Gentry Center (10,600)  
 Conference ..... Ohio Valley  
 Series History ..... SIU leads 2-1

### Coaching Staff

Head Coach ..... Tracee Wells  
 Alma Mater ..... Tennessee State, 1998  
 Record at School/Years ..... 68-133/7  
 Overall Record/Years ..... 68-133/7  
 Assistant Coach ..... Donna Wynn  
 Assistant Coach ..... Marcus Payne  
 Assistant Coach ..... Joe Bonham  
 Basketball Phone ..... (615)963-5851

### Team Info

2010-11 Record ..... 9-21  
 Conference Record/Finish ..... 5-13/17th  
 Starters Returning/Lost ..... 4/1  
 Letterwinners Returning/Lost ..... 9/2

### Sports Info

Women's Basketball SID ..... Zekeya Anderson  
 Office Phone ..... (615)963-1967  
 E-mail ..... zanderson01@tnstate.edu  
 Website ..... www.TSUTigers.com

## UT MARTIN

Dec. 18, 3 p.m. • Martin, Tenn.

### General Info

Location ..... Martin, Tenn.  
 Enrollment ..... 7,913  
 Nickname ..... Skyhawks  
 School Colors ..... Navy Blue and Orange  
 Arena (Capacity) ..... Skyhawk Arnea (5,000)  
 Conference ..... Ohio Valley  
 Series History ..... SIU leads 7-6

### Coaching Staff

Head Coach ..... Kevin McMillan  
 Alma Mater ..... Rhodes, 1989  
 Record at School/Years ..... 32-30/2  
 Overall Record/Years ..... 32-30/2  
 Assistant Coach ..... Brian Haskins  
 Assistant Coach ..... David Russell  
 Assistant Coach ..... Stacie Evans  
 Basketball Phone ..... (731)881-7681

### Team Info

2010-11 Record ..... 21-11  
 Conference Record/Finish ..... 14-4/2nd  
 Starters Returning/Lost ..... 4/1  
 Letterwinners Returning/Lost ..... 10/4

### Sports Info

Women's Basketball SID ..... Joe Lofaro  
 Office Phone ..... (731)881-7632  
 E-mail ..... jlofaro@utm.edu  
 Website ..... www.UTMSports.com

## WRIGHT STATE

Dec. 10, 1 p.m. • Dayton, Ohio

### General Info

Location ..... Dayton, Ohio  
 Enrollment ..... 17,074  
 Nickname ..... Raiders  
 School Colors ..... Hunter Green and Gold  
 Arena (Capacity) ..... Ervin J. Nutter Center (11,019)  
 Conference ..... Horizon League  
 Series History ..... Wright State leads 1-0

### Coaching Staff

Head Coach ..... Mike Bradbury  
 Alma Mater ..... Chattanooga, 1993  
 Record at School/Years ..... 20-13/1  
 Overall Record/Years ..... 70-54/4  
 Assistant Coach ..... Harry Elifson  
 Assistant Coach ..... Valerie King  
 Assistant Coach ..... Katrina Merriweather  
 Basketball Phone ..... (937)775-2835

### Team Info

2010-11 Record ..... 20-13  
 Conference Record/Finish ..... 11-7/4th  
 Starters Returning/Lost ..... 3/2  
 Letterwinners Returning/Lost ..... 5/7

### Sports Info

Women's Basketball SID ..... Matt Zircher  
 Office Phone ..... (937)775-2816  
 E-mail ..... matt.zircher@wright.edu  
 Website ..... www.WSURaiders.com



**MVC OPPONENTS**

## BRADLEY

Jan. 5, 7:05 p.m. • Carbondale, Ill.  
Feb. 4, 2 p.m. • Peoria, Ill.

### General Info

Location ..... Peoria, Ill.  
Enrollment ..... 5,813  
Nickname ..... Braves  
School Colors ..... Red and White  
Arena (Capacity) ..... Renaissance Coliseum (4,200)  
Series History ..... SIU leads 41-19

### Coaching Staff

Head Coach ..... Paula Buscher  
Alma Mater ..... Missouri State, 1986  
Record at School/Years ..... 149-172/11  
Overall Record/Years ..... 192-210/14  
Assistant Coach ..... Lisa Robinson  
Assistant Coach ..... Kari Kerkhoff  
Assistant Coach ..... Mike Brooks  
Basketball Phone ..... (309)677-4557

### Team Info

2010-11 Record ..... 15-16  
Conference Record/Finish ..... 7-11/8th  
Starters Returning/Lost ..... 4/1  
Letterwinners Returning/Lost ..... 10/1

### Sports Info

Women's Basketball SID ..... Jim Rea  
Office Number ..... (309)677-2624  
E-mail ..... jrea@bradley.edu  
Website ..... www.BU Braves.com

## CREIGHTON

Jan. 14, 2:05 p.m. • Omaha, Neb.  
Feb. 11, 2:05 p.m. • Carbondale, Ill.

### General Info

Location ..... Omaha, Neb.  
Enrollment ..... 7,662  
Nickname ..... Bluejays  
School Colors ..... Blue and White  
Arena (Capacity) ..... D.J. Sokol Arena (2,500)  
Series History ..... Creighton leads 30-15

### Coaching Staff

Head Coach ..... Jim Flanery  
Alma Mater ..... Creighton, 1987  
Record at School/Years ..... 170-116/9  
Overall Record/Years ..... 170-116/9  
Assistant Coach ..... Steve Huber  
Assistant Coach ..... Jenny Vickers  
Assistant Coach ..... Carrie Moore  
Basketball Phone ..... (402)660-5840

### Team Info

2010-11 Record ..... 18-13  
Conference Record/Finish ..... 12-6/T2nd  
Starters Returning/Lost ..... 2/3  
Letterwinners Returning/Lost ..... 8/3

### Sports Info

Women's Basketball SID ..... Rob Simms  
Cell Phone ..... (402)280-5544  
E-mail ..... rsimms@creighton.edu  
Website ..... www.GoCreighton.com

## DRAKE

Jan. 12, 7:05 p.m. • Des Moines, Iowa  
Feb. 9, 7:05 p.m. • Carbondale, Ill.

### General Info

Location ..... Des Moines, Iowa  
Enrollment ..... 5,668  
Nickname ..... Bulldogs  
School Colors ..... Blue and White  
Arena (Capacity) ..... Knapp Center (7,152)  
Series History ..... Drake leads 47-24

### Coaching Staff

Head Coach ..... Amy Stephens  
Alma Mater ..... Nebraska, 1991  
Record at School/Years ..... 133-114/8  
Overall Record/Years ..... 330-157/15  
Assistant Coach ..... Allison Pohlman  
Assistant Coach ..... Kirk Crawford  
Assistant Coach ..... Linda Sayavongchanh  
Basketball Phone ..... (515)271-2889

### Team Info

2010-11 Record ..... 15-15  
Conference Record/Finish ..... 9-9/6th  
Starters Returning/Lost ..... 4/1  
Letterwinners Returning/Lost ..... 7/2

### Sports Info

Women's Basketball SID ..... Brock Ascher  
Office Phone ..... (515)271-3740  
E-mail ..... brock.ascher@drake.edu  
Website ..... www.GoDrakeBulldogs.com

## EVANSVILLE

Jan. 29, 2 p.m. • Evansville, Ind.  
Feb. 26, 2:05 p.m. • Carbondale, Ill.

### General Info

Location ..... Evansville, Ind.  
Enrollment ..... 2,822  
Nickname ..... Purple Aces  
School Colors ..... Purple, White and Orange  
Arena (Capacity) ..... Ford Center (10,316)  
Series History ..... Evansville leads 22-21

### Coaching Staff

Head Coach ..... Otis Epps  
Alma Mater ..... Wisconsin-Stout, 2002  
Record at School/Years ..... First Year  
Overall Record/Years ..... First Year  
Assistant Coach ..... Meredith Baugher  
Assistant Coach ..... Nicki Motto  
Assistant Coach ..... Matt Ruffing  
Basketball Phone ..... (812)488-2289

### Team Info

2010-11 Record ..... 8-22  
Conference Record/Finish ..... 3-15/9th  
Starters Returning/Lost ..... 4/1  
Letterwinners Returning/Lost ..... 11/1

### Sports Info

Women's Basketball SID ..... Lizzie Barlow  
Office Phone ..... (812)488-1152  
E-mail ..... eb153@evansville.edu  
Website ..... www.GoPurpleAces.com

## ILLINOIS STATE

Dec. 30, 6:05 p.m. • Normal, Ill.  
March 3, 2:05 p.m. • Carbondale, Ill.

### General Info

Location ..... Normal, Ill.  
Enrollment ..... 21,080  
Nickname ..... Redbirds  
School Colors ..... Red and White  
Arena (Capacity) ..... Redbird Arena (10,200)  
Series History ..... Illinois State leads 52-44

### Coaching Staff

Head Coach ..... Stephanie Glance  
Alma Mater ..... Rollins College, 1985  
Record at School/Years ..... 24-11/1  
Overall Record/Years ..... 24-11/1  
Assistant Coach ..... Ryan Bradgon  
Assistant Coach ..... Sheila Roux  
Assistant Coach ..... Danielle Santos  
Basketball Phone ..... (309)438-3802

### Team Info

2010-11 Record ..... 24-11  
Conference Record/Finish ..... 12-6/T2nd  
Starters Returning/Lost ..... 1/5  
Letterwinners Returning/Lost ..... 8/5

### Sports Info

Women's Basketball SID ..... Lauren Hutchcraft  
Cell Phone ..... (309)438-3802  
E-mail ..... lehutch@ilstu.edu  
Website ..... www.GoRedbirds.com

## INDIANA STATE

Jan. 1, 1:05 p.m. • Terre Haute, Ind.  
March 1, 7:05 p.m. • Carbondale, Ill.

### General Info

Location ..... Terre Haute, Ind.  
Enrollment ..... 11,494  
Nickname ..... Sycamores  
School Colors ..... Royal Blue and White  
Arena (Capacity) ..... Hulman Center (10,200)  
Series History ..... SIU leads 41-34

### Coaching Staff

Head Coach ..... Teri Moren  
Alma Mater ..... Purdue, 1992  
Record at School/Years ..... 16-16/1  
Overall Record/Years ..... 146-89/8  
Associate Head Coach ..... Clint Weddle  
Assistant Coach ..... Melanie Boeglin  
Assistant Coach ..... Cammie Campbell  
Basketball Phone ..... (270)809-5413

### Team Info

2010-11 Record ..... 16-16  
Conference Record/Finish ..... 8-10/7th  
Starters Returning/Lost ..... 4/1  
Letterwinners Returning/Lost ..... 8/3

### Sports Info

Women's Basketball SID ..... Danny Pfrank  
Office Phone ..... (812)237-4159  
E-mail ..... danny.pfrank@indstate.edu  
Website ..... www.GoSycamores.com



## MISSOURI STATE

Jan. 19, 7:05 p.m. • Carbondale, Ill.  
Feb. 19, 2:05 p.m. • Springfield, Mo.

### General Info

Location ..... Springfield, Mo.  
Enrollment ..... 23,092  
Nickname ..... Lady Bears  
School Colors ..... Maroon and White  
Arena (Capacity) ..... JQH Arena (11,000)  
Series History ..... Missouri State leads 40-25

### Coaching Staff

Head Coach ..... Nyla Milleson  
Alma Mater ..... Kansas State, 1985  
Record at School/Years ..... 67-61/4  
Overall Record/Years ..... 252-97/10  
Associate Head Coach ..... Trish Marsh  
Assistant Coach ..... Carly Stubblefield  
Assistant Coach ..... Bethany Creed  
Basketball Phone ..... (419)836-4136

### Team Info

2010-11 Record ..... 24-11  
Conference Record/Finish ..... 12-6/T2nd  
Starters Returning/Lost ..... 4/1  
Letterwinners Returning/Lost ..... 10/3

### Sports Info

Women's Basketball SID ..... Ben Adamson  
Office Phone ..... (417)836-4584  
E-mail ..... benadamson@missouristate.edu  
Website ..... www.MissouriStateBears.com

## NORTHERN IOWA

Jan. 7, 5:05 p.m. • Carbondale, Ill.  
Feb. 2, 7 p.m. • Cedar Falls, Iowa

### General Info

Location ..... Cedar Falls, Iowa  
Enrollment ..... 13,201  
Nickname ..... Panthers  
School Colors ..... Purple and Old Gold  
Arena (Capacity) ..... McLeod Center 6,650  
Series History ..... SIU leads 30-26

### Coaching Staff

Head Coach ..... Tanya Warren  
Alma Mater ..... Creighton, 1988  
Record at School/Years ..... 68-59/3  
Overall Record/Years ..... 68-59/3  
Assistant Coach ..... Brad Nelson  
Assistant Coach ..... Adam DeJoode  
Assistant Coach ..... Sami Allison  
Basketball Phone ..... (319)273-6464

### Team Info

2010-11 Record ..... 27-6  
Conference Record/Finish ..... 17-1/1st  
Starters Returning/Lost ..... 3/2  
Letterwinners Returning/Lost ..... 8/3

### Sports Info

Women's Basketball SID ..... Kara Moran  
Office Phone ..... (319)273-5456  
E-mail ..... kara.moran@uni.edu  
Website ..... www.UNIPanthers.com

## WICHITA STATE

Jan. 21, 2:05 p.m. • Carbondale, Ill.  
Feb. 17, 7:05 p.m. • Wichita, Kan.

### General Info

Location ..... Wichita, Kan.  
Enrollment ..... 14,806  
Nickname ..... Shockers  
School Colors ..... Black and Yellow  
Arena (Capacity) ..... Charles Koch Arena (10,502)  
Series History ..... SIU leads 35-25

### Coaching Staff

Head Coach ..... Jody Adams  
Alma Mater ..... Tennessee, 1994  
Record at School/Years ..... 48-48/3  
Overall Record/Years ..... 72-56/4  
Assistant Coach ..... Kristy Guffey  
Assistant Coach ..... Bridgette Gordon  
Assistant Coach ..... Carlai Moore  
Basketball Phone ..... (316)978-3257

### Team Info

2010-11 Record ..... 17-15  
Conference Record/Finish ..... 10-8/5th  
Starters Returning/Lost ..... 4/1  
Letterwinners Returning/Lost ..... 7/3

### Sports Info

Women's Basketball SID ..... Brian Petrotta  
Office Phone ..... (316)978-5535  
E-mail ..... bpetrotta@goshockers.com  
Website ..... www.GoShockers.com

# MAKE YOUR TEAM THE HOME TEAM

State Farm Missouri Valley Conference  
Women's Basketball Championship

Thursday-Sunday, March 8-11, 2012  
Family Arena • St. Charles, MO



TERI OLIVER

**TICKET PRICES** – All-session reserved tickets are \$35 prior to or on January 1 through the Southern Illinois Athletics Ticket Office and \$55 on or after January 2. Single-session reserved tickets are \$15 for adults and \$10 for seniors/students/youth, while single-session general admission tickets are \$7.

**FOR TICKETS** – Southern Illinois Athletics Ticket Office – 618-453-2000 or MetroTix in St. Charles – 314-534-1111

**TEAM HOTEL** – Sheraton Lakeside Chalet – 314-878-1500, 800-822-3535 or www.sheratonwestport.com

.com/MVCsports • mvcstcharles.com • mvc-sports.com • .com/MissouriValleyConference



# COACHING HISTORY

## CHARLOTTE WEST



1960-62  
1964-75  
113-51  
(.689)

Year	Record	Pct.	Conf.	Pct.	Place
1959-60	3-1	.750	-	-	-
1960-61	4-1	.800	-	-	-
1961-62	4-0	1.00	-	-	-
1963-64	7-2	.778	-	-	-
1964-65	5-0	1.00	-	-	-
1965-66	6-2	.750	-	-	-
1966-67	5-0	1.00	-	-	-
1967-68	5-2	.714	-	-	-
1968-69	11-2	.846	-	-	-
1969-70	13-2	.867	-	-	-
1970-71	11-3	.786	-	-	-
1971-72	8-6	.571	-	-	-
1972-73	8-10	.444	-	-	-
1973-74	10-12	.455	-	-	-
1974-75	13-8	.619	-	-	-
<b>Totals</b>	<b>113-51</b>	<b>.689</b>	-	-	-


## JO ANNE THORPE



1962-63  
3-2  
(.600)

Year	Record	Pct.	Conf.	Pct.	Place
1962-63	3-2	.600	-	-	-
<b>Totals</b>	<b>3-2</b>	<b>.600</b>	-	-	-

## MAUREEN WEISS



1976-77  
27-17  
(.614)

Year	Record	Pct.	Conf.	Pct.	Place
1975-76	12-9	.571	-	-	-
1976-77	15-8	.652	-	-	-
<b>Totals</b>	<b>27-17</b>	<b>.614</b>	-	-	-

## CINDY SCOTT



1978-98  
388-215  
(.643)

Year	Record	Pct.	Conf.	Pct.	Place
1977-78	14-10	.583	-	-	-
1978-79	12-16	.429	-	-	-
1979-80	20-6	.769	-	-	-
1980-81	14-18	.438	-	-	-
1981-82	17-12	.586	-	-	-
1982-83	22-11	.667	-	-	-
<b>Gateway Conference</b>					
1983-84	22-6	.786	15-3	.833	T2nd
1984-85	21-7	.750	14-4	.778	3rd
1985-86	25-4	.862	18-0	1.00	1st
1986-87	28-3	.903	18-0	1.00	1st
1987-88	16-11	.593	12-6	.667	T4th
1988-89	19-10	.655	15-3	.833	2nd
1989-90	21-10	.677	14-4	.778	T1st
1990-91	19-10	.655	13-5	.722	T2nd
<b>Gateway Conference Record 119-25 (.826)</b>					

<b>Missouri Valley Conference</b>					
1991-92	23-8	.741	15-3	.833	2nd
1992-93	19-10	.655	12-4	.750	T2nd
1993-94	15-12	.556	9-7	.563	3rd
1994-95	19-9	.679	13-5	.722	T2nd
1995-96	18-10	.643	15-3	.833	2nd
1996-97	14-14	.500	9-9	.500	T4th
1997-98	10-18	.357	7-11	.389	8th
<b>Missouri Valley Record 80-42 (.656)</b>					
<b>Totals</b>	<b>388-215</b>	<b>.643</b>	<b>199-67</b>	<b>.748</b>	

## JULIE BECK



1999-2000  
14-41  
(.255)

Year	Record	Pct.	Conf.	Pct.	Place
1998-99	6-21	.222	5-13	.278	9th
1999-00	8-20	.286	5-13	.278	T8th
<b>Totals</b>	<b>14-41</b>	<b>.255</b>	<b>10-26</b>	<b>.278</b>	

## LORI OPP



2001-04  
23-85  
(.213)

Year	Record	Pct.	Conf.	Pct.	Place
2000-01	7-20	.259	4-14	.222	9th
2001-02	6-21	.222	2-16	.111	10th
2002-03	7-20	.259	3-15	.166	10th
2003-04	3-24	.111	2-16	.111	10th
<b>Totals</b>	<b>23-85</b>	<b>.213</b>	<b>11-61</b>	<b>.153</b>	

## DANA EIKENBERG



2005-09  
53-92  
(.366)

Year	Record	Pct.	Conf.	Pct.	Place
2004-05	3-24	.111	1-17	.056	10th
2005-06	10-18	.357	6-12	.333	8th
2006-07	21-11	.656	16-2	.889	1st
2007-08	10-20	.333	5-13	.278	9th
2008-09	9-19	.321	5-13	.278	8th
<b>Totals</b>	<b>53-92</b>	<b>.366</b>	<b>33-57</b>	<b>.367</b>	

## MISSY TIBER



2010-present  
7-52  
(.119)

Year	Record	Pct.	Conf.	Pct.	Place
2009-10	5-24	.172	4-14	.222	9th
2010-11	2-28	.067	0-18	.000	10th
<b>Totals</b>	<b>7-52</b>	<b>.119</b>	<b>4-32</b>	<b>.111</b>	

All-Time Record (52 yrs.)

628-555 (.531)

Missouri Valley Record (20 yrs.)

138-228 (.377)

Gateway Conf. Record (8 yrs.)

119-25 (.826)



## 1959-60

**Charlotte West**  
**Record: 3-1 (.780)**

No Game Results Available

## 1960-61

**Charlotte West**  
**Record: 4-1 (.800)**

No Game Results Available

## 1961-62

**Charlotte West**  
**Record: 4-0 (1.000)**

Principia	W
Illinois State	W
Greenville	W
SE Missouri State	W

## 1962-63

**Jo Anne Thorpe**  
**Record: 3-2 (.600)**

Western Illinois	L	32-39
at SE Missouri State	W	37-22
at Illinois	L	15-54
Alton	W	53-25
Principia	W	42-18

## 1963-64

**Charlotte West**  
**Record: 7-2 (.778)**

Principia	W	33-27
Lincoln Christian	W	48-24
Illinois State	W	25-22
Illinois Wesleyan	W	22-15
Illinois State	L	15-31
Illinois State	W	38-21
Eastern Illinois	W	28-27
SE Missouri State	L	30-31
SE Missouri State	W	28-7

## 1964-65

**Charlotte West**  
**Record: 5-0 (1.000)**

Principia	W	65-31
Northern Illinois	W	32-19
Western Illinois	W	51-24
Principia	W	45-27
SE Missouri State	W	37-36

## 1965-66

**Charlotte West**  
**Record: 6-2 (.750)**

Principia	W	54-7
Northern Illinois	L	23-31
Illinois	W	44-24
Illinois State	L	21-44
Western Illinois	W	26-21
Western Illinois	W	53-34
SE Missouri State	W	42-38
SE Missouri State	W	30-6

## 1966-67

**Charlotte West**  
**Record: 5-0 (1.000)**

Western Illinois	W	41-23
Western Illinois	W	33-19
at SE Missouri State	W	31-21
at SE Missouri State	W	35-19
at Principia	W	45-27

## 1967-68

**Charlotte West**  
**Record: 5-2 (.714)**

at Illinois State	L	27-32
SE Missouri State	W	43-24
at Northern Illinois	L	29-38
at Greenville	W	44-22
Western Illinois	W	26-17
Illinois	W	38-20
Principia	W	23-19

## 1968-69

**Charlotte West**  
**Record: 11-2 (.846)**

Indiana State	W	53-24
Eastern Illinois	W	46-19
Illinois	W	68-18
Illinois State	W	43-42
Miss. College for Women	L	42-62
Western Illinois	W	43-9
SE Missouri State	W	53-31
Greenville	W	33-18
Murray State	W	60-37
SE Missouri State	W	50-26
Northern Illinois	W	64-19

### National Invitational Tournament

vs. Towson State	W	57-27
vs. Western Carolina	L	42-44

## 1969-70

**Charlotte West**  
**Record: 13-2 (.867)**

Murray State	W	50-28
Indiana State	W	57-32
Indiana Central	W	56-37
Illinois	W	49-21
Illinois State	W	43-37
SE Missouri State	W	54-27
Eastern Illinois	W	43-15
Independence	W	34-20
Missouri-St. Louis	W	61-23
Western Illinois	W	34-24
Illinois State	L	32-35

### National Invitational Tournament (3rd)

vs. East Stroudsburg	L	42-45
vs. Springfield	W	38-35
vs. Towson State	W	44-30
vs. SUNY-Cortland	W	37-30

## 1970-71

**Charlotte West**  
**Record: 11-3 (.786)**

Kansas State	L	38-56
Murray State	W	46-36
Western Illinois	W	37-14
at Eastern Illinois	W	22-18
Illinois	W	
Missouri State	W	45-32

### State Tournament (1st)

Illinois	W	54-45
Western Illinois	W	55-29
Illinois State	W	32-27
SE Missouri State	L	38-40
SE Missouri State	W	38-27

### Midwest Invitational (3rd)

#### Normal, Illinois

Wisconsin-La Crosse	W
Indiana	L
Illinois	W

## 1971-72

**Charlotte West**  
**Record: 8-6 (.571)**

Olivet Nazarene	W	43-20
Illinois State	L	36-54
Quincy	W	50-25
Eastern Illinois	W	41-27



# YEAR-BY-YEAR RESULTS

Illinois State	L	44-53
Illinois	L	42-54
Indiana State	W	50-40
Illinois State	L	45-61
Western Illinois	L	43-49
Eastern Illinois	W	44-31
SE Missouri State	W	39-24
Indiana	L	31-43
SE Missouri State	W	61-22
Eastern Illinois	W	44-31

**1972-73**  
**Charlotte West**  
**Record: 8-10 (.444)**

Indiana	L	28-45
Illinois State	W	38-27
Western Illinois	L	38-48
Indiana State	L	36-62
Tennessee-Martin	L	24-40
Murray State	L	35-37
Illinois	W	33-29
Eastern Illinois	L	40-50
SE Missouri State	W	54-34
Tennessee-Martin	L	19-31
Western Illinois	W	49-39

**IAlAW State Tournament**  
**River Forest, Illinois**

Concordia	W	46-40
Illinois State	L	36-52
Western Illinois	W	46-24

**MAlAW Regional Tourney**  
**Cedarville, Ohio**

Calvin	L	33-43
Illinois State (3/4)	L	63-66

**Midwest AlAW Regional Tournament (4th)**  
**East Lansing, Mich.**

Michigan State (3/9)	W	63-62
Indiana State (3/10)	L	43-48
Wisconsin (3/11)	L	64-65
Western Michigan	L	47-32

**1973-74**  
**Charlotte West**  
**Record: 10-12 (.455)**

Missouri-St. Louis	L	38-40
Principia	W	62-44
Illinois State	L	31-47
Tennessee-Martin	L	43-45

Greenville	L	46-50
Murray State	W	49-40
Memphis State	L	25-56
SE Missouri State	W	52-25
SW Baptist	W	63-25
Indiana State	L	36-64
SE Missouri State	W	62-43
Northern Illinois	W	31-27
Illinois State	L	41-65
Murray State	W	47-45
Eastern Illinois	L	33-38
Illinois	W	46-29
Western Illinois	L	45-54
Illinois-Chicago Circle	W	50-34
Illinois State	L	36-42
Eastern Illinois	W	46-31

**Midwest AlAW Regional Tournament**  
**Terre Haute, Ind.**

Indiana	L	40-53
Wisconsin-Oshkosh	L	35-39

**1974-75**  
**Charlotte West**  
**Record: 13-8 (.619)**

Illinois (1/24)	W	42-41
SE Missouri State (1/25)	W	64-35
at Principia (1/29)	W	57-46
Indiana State (1/31)	L	46-48
Tennessee-Martin (2/1)	L	44-48
Eastern Illinois (2/1)	W	62-45
at Murray State (2/3)	L	40-57
Memphis State (2/7)	L	40-60
Central Michigan (2/8)	L	34-44
Murray State (2/11)	W	48-44
at Northern Illinois (2/16)	W	69-38
at SE Missouri (2/19)	W	67-57
at Vincennes (2/21)	W	57-44
at Eastern Illinois (2/22)	W	60-39
AAU Cape (2/24)	W	46-38
SIU-Edwardsville (2/28)	W	67-32
Northeastern (2/28)	W	64-51
Illinois (3/1)	W	66-54(OT)
Illinois State (3/1)	L	47-67

**Midwest AlAW Regional Tournament**  
**Normal, Illinois**

Calvin (3/6)	L	50-52
Bowling Green (3/7)	L	50-68

## 1975-76

**Maureen Weiss**  
**Record: 12-9 (.571)**

at SE Missouri (1/22)	W	70-20
at Union (1/23)	L	66-95
at Memphis State (1/24)	L	61-74
Grandview (1/28)	L	72-77
vs. Michigan State (1/30)	W	67-59
at Central Mich. (1/31)	W	70-56
Northern Illinois (2/6)	W	66-20
Murray State (2/12)	W	58-29
vs. Union (2/13)	L	69-83
at Tennessee-Martin (2/14)	W	62-61
at Indiana State (2/16)	L	55-59
at Western Illinois (2/20)	W	60-50
vs. Eastern Illinois (2/21)	W	72-32
vs. Chicago State (2/21)	W	79-50
Illinois State (2/27)	W	69-67(OT)
at Illinois	L	60-73

**IAlAW State Tournament (2nd)**  
**Macomb, Illinois**

Chicago State (3/4)	W	80-39
Illinois-Chicago (3/5)	W	59-48
Illinois State (3/6)	L	55-68

**Midwest AlAW Regional Tournament**  
**Mt. Pleasant, Mich.**

Wis.-La Crosse (3/11)	L	57-79
Indiana (3/12)	L	46-56

## 1976-77

**Maureen Weiss**  
**Record: 15-8 (.652)**

at Missouri-St. Louis (12/3)	W	69-65
at Saint Louis (12/4)	W	75-41
at Indiana (12/11)	L	50-65
at Missouri (1/13)	W	66-65
at Cent. Missouri (1/14)	L	42-56
at Missouri State (1/15)	W	67-64
Memphis State (1/21)	L	58-67
Western Illinois (1/27)	W	92-59
Tennessee-Martin (1/28)	W	73-35
Union (1/29)	L	56-74
Eastern Illinois (2/4)	W	73-50
Indiana State (2/5)	W	74-51
at Illinois State (2/11)	L	58-66
at Northern Illinois (2/12)	W	75-49
at Ball State (2/18)	W	63-55
Illinois-Chicago (2/19)	W	68-33
Illinois (2/22)	W	56-41



## Central Michigan Tourney

Mt. Pleasant, Mich.

Central Michigan (2/25)	L	60-93
Michigan (2/26)	W	65-49

## IAIAW State Tournament (3rd)

DeKalb, Illinois

Western Illinois (3/3)	W	89-41
Northwestern (3/4)	L	64-75
Illinois-Chicago Cir. (3/5)	W	65-47

## Midwest AIAW Regional Tournament

West Lafayette, Ind.

Ohio State	L	59-78
------------	---	-------

## 1977-78

**Cindy Scott**

**Record: 14-10 (.583)**

Central Missouri (12/2)	L	50-58
Indiana (12/3)	W	62-38
at Illinois State	W	82-57
at Union (1/12)	L	64-79

## Saluki Invitational (2nd)

Carbondale, Illinois (1/19-21)

Purdue (1/20)	W	71-55
Illinois-Chicago (1/21)	L	47-52
Missouri State	W	55-44
Illinois State (1/26)	W	61-48
at Ball State (2/3)	W	76-49
at Indiana State (2/4)	W	70-61
at Memphis State (2/7)	L	64-78
at Western Illinois (2/10)	L	70-77
at NE Missouri (2/11)	W	81-61
at Illinois (2/16)	W	58-53
Eastern Illinois (2/17)	W	66-48
Missouri (2/18)	L	54-58
at Louisville (2/23)	L	56-57
at Eastern Kentucky (2/25)	W	68-61

## IAIAW State Tournament (2nd)

Normal, Illinois

Eastern Illinois (3/2)	W	91-64
Illinois-Chicago (3/3)	W	60-56
Illinois State (3/4)	L	63-66

## Midwest AIAW Regional Tournament (4th)

East Lansing, Mich.

Michigan State (3/9)	W	63-62
Indiana State (3/10)	L	43-48
Wisconsin (3/11)	L	64-65

## 1978-79

**Cindy Scott**

**Record: 20-6 (.769)**

## Turkey Tournament

Springfield, Missouri (11/24-26)

Texas A&M (11/24)	W	70-64
Missouri State (11/25)	W	66-56
NW Missouri (11/26)	L	63-64
Cincinnati (12/2)	W	66-58
C. Missouri (12/7)	W	80-60
Louisville (12/11)	W	84-70
Ball State (12/14)	W	81-46
Lambuth (1/11)	W	56-51
at Missouri (1/13)	W	62-60(OT)

## Saluki Invitational

Carbondale, Illinois (1/19-20)

Western Illinois (1/19)	W	71-61
William Woods (1/20)	W	59-49
Illinois (1/23)	W	63-48
at Eastern Illinois (1/26)	W	56-47
at Indiana (1/27)	L	40-60
Tennessee-Martin (2/2)	W	74-53
Indiana State (2/4)	W	60-48

## Illinois State Invitational

Normal, Illinois (2/8-10)

Memphis State (2/8)	L	71-77
Oakland (2/9)	W	82-62
Wis.-La Crosse (2/10)	L	68-83
at Northwestern (2/16)	L	65-81
at Illinois-Chicago (2/17)	W	50-48(OT)
Eastern Kentucky (2/24)	W	74-53

## IAIAW State Tourney (1st)

Carbondale, Illinois

Chicago Circle (3/2)	W	68-43
DePaul (3/3)	W	64-61(OT)
Northwestern (3/4)	W	71-58

## Midwest Regional Tourney

Kalamazoo, Mich.

Northwestern (3/8)	L	67-69
--------------------	---	-------

## 1979-80

**Cindy Scott**

**Record: 12-16 (.429)**

## Turkey Tournament (2nd)

Springfield, Missouri (11/23-25)

NW Missouri (11/23)	W	58-43
Missouri State (11/24)	W	65-43
Oklahoma (11/25)	L	46-58

Union (11/30)	L	62-72
at Louisville (12/1)	L	75-91
at C. Missouri (12/8)	L	68-103
Murray State (12/10)	W	83-80
Illinois-Chicago (12/15)	L	63-68(20T)
NW Missouri (12/17)	L	58-62
DePaul (12/19)	W	64-58

## Holiday Tournament

New York, N.Y. (12/27-29)

Dartmouth (12/27)	L	64-67
Drake (12/28)	L	49-71
Western Kentucky (1/5)	W	56-53
at Minnesota (1/11)	L	54-75
at Western Illinois (1/12)	L	76-82
at Drake (1/14)	L	43-70
Northwestern (1/18)	L	52-68
Indiana (1/26)	W	56-52
at Indiana State (2/1)	L	65-77
at Purdue (2/2)	W	58-49
Illinois State (2/8)	L	62-66
Eastern Illinois (2/9)	W	86-54
Drake (2/14)	W	63-62
Saint Louis (2/18)	W	80-60
at Illinois (2/21)	W	70-64
Missouri (2/23)	L	71-73

## IAIAW State Tournament

Champaign, Illinois

Illinois-Chicago (2/28)	L	57-67
-------------------------	---	-------

## 1980-81

**Coach Cindy Scott**

**14-18 (.438)**

Murray State (11/20)	W	88-60
SE Missouri (11/21)	W	93-58
at Indiana (11/25)	L	61-75
at Murray State (12/2)	L	78-87
Louisville (12/5)	W	69-64
Drake (12/6)	L	56-88

## UTM Christmas Tourney (6th)

Martin, Tennessee (12/12-14)

Vanderbilt (12/12)	L	83-85 (OT)
Troy State (12/13)	W	64-63
Indiana State (12/14)	L	75-88
at DePaul (12/19)	L	68-69
at Northwestern (12/20)	L	77-90
at Illinois-Chicago (12/22)	L	78-91

## Pizza Hut Classic (6th)

Wichita, Kansas (1/8-10)

Stephen F. Austin (1/8)	L	60-79
-------------------------	---	-------



## YEAR-BY-YEAR RESULTS

Arkansas (1/9)	W	68-61
Illinois (1/10)	L	64-68
Western Illinois (1/16)	L	77-82
Wichita State (1/17)	W	77-69
Minnesota (1/19)	L	63-85
at Illinois State (1/21)	L	80-96
UT Martin (1/23)	W	97-79
Purdue (1/24)	W	85-74
at Drake (1/30)	L	72-74
at Missouri (1/31)	W	78-73

*Illinois State Invite (2nd)  
Normal, Illinois (2/5-7)*

Wis.-La Crosse (2/5)	W	78-71
Central Missouri (2/6)	W	67-65
Illinois State (2/7)	L	65-73
Indiana State (2/10)	W	93-73
Northern Illinois (2/14)	W	70-62
Illinois (2/18)	W	93-80
at Western Kentucky (2/21)	L	87-103
at Saint Louis (2/28)	L	74-81

**IAIAW State Tourney  
Chicago, Illinois**

Illinois State (3/5)	L	71-85
----------------------	---	-------

### 1981-82

**Coach Cindy Scott  
17-12 (.586)**

at Murray State (11/21)	W	68-62
Indiana (11/30)	W	77-76
at SE Missouri (12/5)	W	68-55
Northwestern (12/11)	L	58-63
Chicago Circle (12/12)	W	77-59
at Louisville (12/14)	L	68-77
UCLA (12/19)	L	44-85
at Wichita State* (12/21)	L	70-84
Murray State (1/5)	W	97-80
at UT-Martin (1/8)	L	66-68
Illinois State* (1/12)	L	56-73

**Lady Kat Invite (2nd)  
Lexington, Ky. (1/15-16)**

Louisville (1/15)	W	55-52
Kentucky (1/16)	L	56-74
Western Kentucky (1/18)	W	68-63

**Arby's Illini Classic  
Champaign, Illinois (1/22-23)**

Kent State (1/22)	W	69-68
Eastern Michigan (1/23)	W	64-59
Drake* (1/28)	L	67-75
Missouri (1/30)	W	71-67

at Purdue (2/5)	L	63-67
at Indiana State* (2/6)	W	76-73(OT)
at Eastern Illinois (2/8)	W	86-57
Saint Louis (2/10)	W	69-52
Missouri-St. Louis (2/12)	W	80-69
at Illinois (2/19)	L	55-73
at Western Illinois* (2/20)	W	77-68
at Drake* (2/26)	L	72-84
at Northern Illinois (2/27)	W	88-76
Tulsa (3/3)	W	90-50
Illinois State* (3/4)	L	56-73

### 1982-83

**Coach Cindy Scott  
22-11 (.667)**

Oregon State (11/27)	L	63-65
at Vanderbilt (11/29)	W	72-69
at Western Kentucky (11/30)	L	63-68
Illinois (12/4)	L	55-56
Murray State (12/9)	W	76-50
at Illinois Central (12/11)	W	84-69
at Illinois-Chicago (12/17)	W	70-53
at Loyola (12/18)	W	75-60

**Central Florida Classic (1st)  
Orlando, Fla. (1/6-8)**

Florida A&M (1/6)	W	80-56
McNeese State (1/7)	W	66-56
Central Florida (1/8)	W	94-63
Western Illinois* (1/15)	W	71-39
DePaul (1/18)	W	88-58
Wichita State* (1/22)	W	63-56
at Indiana State* (1/25)	W	63-60
Drake* (1/27)	L	79-82
at Illinois State* (2/1)	L	67-78
Missouri State* (2/4)	W	72-62
at Saint Louis (2/9)	W	59-48
Louisville (2/11)	L	61-70
Tennessee-Martin (2/12)	W	79-39
Indiana State* (2/14)	W	83-58
at Drake* (2/18)	L	68-82
at Creighton (2/19)	W	59-44
Eastern Illinois* (2/21)	W	71-53
at Missouri (2/23)	L	76-83(20T)
at Murray State (2/26)	W	71-52

**Gateway Conf. Tourney (2nd)**

Bradley (3/5)	W	81-52
Drake (3/9)	W	76-73
Illinois State (3/11)	L	54-62

**Women's NIT (6th)**

**Amarillo, Texas**

Memphis State (3/17)	L	69-77
Hawaii (3/18)	W	84-68
Texas Tech (3/19)	L	68-77

### 1983-84

**Coach Cindy Scott  
15-3 Gateway  
22-6 (.786)**

**Lady Tiger Classic (3rd)**

**Memphis, Tennessee (11/27-28)**

Creighton (11/27)	L	56-58
Eastern Illinois (11/28)	W	69-60

**Dial Classic (1st)**

**Pullman, Wash. (12/2-3)**

Oklahoma (12/2)	W	82-62
Washington State (12/3)	W	66-51
Western Kentucky (12/8)	W	66-60
Vanderbilt (12/10)	L	75-80
Illinois-Chicago (12/13)	W	67-53
at DePaul (12/19)	L	62-63
at Illinois (1/2)	W	65-48
at Illinois State* (1/5)	W	64-58
at Indiana State* (1/7)	W	72-64
Drake* (1/12)	W	65-49
UNI* (1/14)	W	79-47
at Bradley* (1/20)	W	72-39
at Western Illinois* (1/21)	W	68-50
Missouri State* (1/27)	W	87-55
Wichita State* (1/28)	W	81-44
at Eastern Illinois* (2/4)	W	72-55
at UNI* (2/9)	W	83-37
at Drake* (2/11)	L	53-77
Western Illinois* (2/16)	W	101-64
Bradley* (2/18)	W	86-57
at Wichita State* (2/23)	L	63-76
at Missouri State* (2/24)	W	76-52
Loyola (2/26)	W	85-59
Eastern Illinois* (3/3)	W	75-61
Indiana State* (3/5)	W	101-61
Illinois State* (3/7)	L	62-74

### 1984-85

**Coach Cindy Scott  
14-4 Gateway  
21-7 (.750)**

**Bowling Green Bank Invite (3rd)**

**Bowling Green, Ky. (11/19-20)**

Tennessee (11/19)	L	54-56
-------------------	---	-------



Evansville (11/20)	W	59-44
Evansville (11/27)	W	83-58
Memphis State (12/1)	L	65-66
at Western Kentucky (12/5)	L	55-65
Murray State (12/11)	W	77-61

### Dial Classic (1st)

#### San Diego, Calif. (12/14-15)

Oklahoma City (12/14)	W	82-72 (OT)
San Diego State (12/15)	W	77-73
Indiana State* (1/3)	W	68-67
Illinois State* (1/5)	L	61-62
Saint Louis (1/7)	W	67-31
at Bradley* (1/10)	W	67-51
at Western Illinois* (1/12)	W	78-64
UNI* (1/17)	W	53-51
Drake* (1/19)	L	73-75
Eastern Illinois* (1/26)	W	78-46
at Missouri State* (1/31)	W	64-58
at Wichita State* (2/2)	W	43-34
Creighton (2/4)	W	62-46
Western Illinois* (2/7)	W	81-49
Bradley* (2/9)	W	73-46
at Drake* (2/14)	L	69-75
at UNI* (2/16)	W	68-57
at Eastern Illinois* (2/23)	W	66-50
Wichita State* (2/28)	W	57-52
Missouri State* (3/1)	W	52-37
at Illinois State* (3/4)	L	63-65
at Indiana State* (3/6)	W	72-51

## 1985-86

**Coach Cindy Scott**  
**18-0 Gateway**  
**25-4 (.862)**

at Illinois (11/23)	L	74-78
at Memphis State (11/26)	W	71-56
San Diego State (11/29)	W	76-55
at Kentucky (12/4)	L	62-66
Western Kentucky (12/6)	L	60-92
Ball State (12/7)	W	82-62
at New Mexico (12/14)	W	67-45
at Murray State (12/18)	W	74-63
Wichita State* (1/4)	W	71-60
Missouri State* (1/6)	W	75-33
at Eastern Illinois* (1/11)	W	68-56
at Western Illinois* (1/16)	W	77-47
at Bradley* (1/18)	W	72-63
Indiana State* (1/22)	W	68-46
Illinois State* (1/25)	W	67-47

at Drake* (1/31)	W	70-68
at UNI* (2/1)	W	84-47
Eastern Illinois* (2/7)	W	69-62
at Saint Louis (2/10)	W	70-45
at Evansville (2/12)	W	71-46
Western Illinois* (2/14)	W	79-47
Bradley* (2/17)	W	66-48
at Illinois State* (2/21)	W	58-46
at Indiana State* (2/23)	W	66-52
UNI* (2/28)	W	69-40
Drake* (3/1)	W	49-47
at Wichita State* (3/3)	W	70-52
at Missouri State* (3/5)	W	86-64

### NCAA Tournament

#### Midwest Regional (Northern 6 Seed)

at Auburn (3/14)	L	39-61
------------------	---	-------

## 1986-87

**Coach Cindy Scott**  
**18-0 Gateway**  
**28-3 (.903)**

at Memphis State (11/29)	L	63-66
<b>Dial Classic (1st)</b>		
<b>San Diego, Calif. (12/5-6)</b>		
Northern Arizona (12/5)	W	77-58
San Diego State (12/6)	W	59-57
Purdue (12/9)	W	56-49
Saint Louis (12/11)	W	71-53
at Western Kentucky (12/13)	W	64-63
Illinois (12/20)	W	60-49
at Wichita State* (12/28)	W	70-54
at Missouri State* (12/30)	W	77-64
Drake* (1/3)	W	64-45
UNI* (1/5)	W	98-68
at Eastern Illinois* (1/10)	W	71-55
at Illinois State* (1/15)	W	66-49
at Indiana State* (1/17)	W	69-47
Bradley* (1/22)	W	77-59
Western Illinois (1/24)	W	73-51
at UNI* (1/29)	W	87-64
at Drake* (1/31)	W	72-45
Northern Illinois (2/2)	W	87-60
at Tennessee Tech (2/4)	L	65-73
Eastern Illinois* (2/7)	W	70-55
Indiana State* (2/12)	W	80-67
Illinois State* (2/14)	W	69-61
at Western Illinois* (2/19)	W	73-61
at Bradley* (2/21)	W	68-65
Missouri State* (2/26)	W	68-48

Wichita State* (2/28)	W	80-49
<b>Gateway Conf. Tourney (1st)</b>		
<b>Carbondale, Illinois</b>		
Bradley* (3/4)	W	63-56
Eastern Illinois* (3/6)	W	53-51

### NCAA Tournament

#### Midwest Regional (Northern 5 Seed)

Louisiana State (3/15)	W	70-56
Louisiana Tech (3/19)	L	53-66

## 1987-88

**Coach Cindy Scott**  
**12-6 Gateway**  
**16-11 (.593)**

#### Amana Hawkeye Classic (3rd)

##### Iowa City, Iowa (11/28-29)

Georgia (11/28)	L	53-58
Missouri (11/29)	W	69-51
Memphis State (12/5)	W	84-62
at Illinois (12/9)	L	58-61
Indiana (12/12)	L	48-50
Tennessee Tech (12/14)	W	78-65
Western Kentucky (12/19)	W	76-58
at Purdue (12/21)	L	67-82
at Eastern Illinois* (12/30)	L	50-62
at Bradley* (1/2)	W	81-59
at Western Illinois* (1/4)	W	89-63
Drake* (1/7)	W	61-53
UNI* (1/9)	W	71-39
at Wichita State* (1/15)	W	57-48
at Missouri State* (1/17)	W	76-68
Illinois State* (1/21)	L	59-79
Indiana State* (1/23)	W	77-73
Western Illinois* (1/28)	W	80-46
Bradley* (1/30)	W	52-49
at UNI* (2/4)	W	60-58 (OT)
at Drake* (2/6)	L	52-57 (OT)
Missouri State* (2/11)	W	68-48
Wichita State (2/13)	W	76-40
at Indiana State* (2/18)	L	57-60
at Illinois State* (2/20)	L	77-78
Eastern Illinois* (2/25)	L	54-66
at Northern Illinois (2/27)	L	67-79

## 1988-89

**Coach Cindy Scott**  
**15-3 Gateway**  
**19-10 (.655)**

Murray State (11/25)	L	64-68
----------------------	---	-------



## YEAR-BY-YEAR RESULTS

Purdue (12/2)	L	60-69
at Western Kentucky (12/4)	L	59-80
at Indiana (12/7)	L	44-58
C. Michigan (12/10)	W	47-32

### Husky Classic (3rd)

#### Seattle, Wash. (12/19-20)

Long Beach (12/19)	L	53-61
Memphis State (12/20)	W	62-48
at Illinois State* (1/2)	L	53-76
at Indiana State* (1/4)	W	63-62
Drake* (1/7)	W	63-45
UNI* (1/9)	W	56-43
at Bradley* (1/12)	W	74-63
at Western Illinois* (1/14)	W	47-37
Missouri State* (1/19)	W	63-53
Wichita State* (1/21)	W	67-42
at Tennessee (1/23)	L	44-78
Eastern Illinois* (1/28)	L	57-70
at UNI* (2/2)	W	79-59
at Drake* (2/4)	L	64-68
Western Illinois* (2/9)	W	71-48
Bradley* (2/11)	W	70-41
at Wichita State* (2/16)	W	56-54
at Missouri State* (2/18)	W	53-50
Northern Illinois (2/20)	W	71-63(OT)
Eastern Illinois* (2/25)	W	67-61
Indiana State* (3/1)	W	73-52
Illinois State* (3/3)	W	53-51

### Gateway Conf. Tourney (2nd)

Drake (3/6)	W	80-65
Illinois State (3/10)	L	53-70

## 1989-90

**Coach Cindy Scott**

**14-4 Gateway**

**21-10 (.677)**

### Hawaii Wahine Classic (6th)

#### Honolulu, Hawaii (11/24-26)

Virginia (11/24)	L	60-81
Oregon State (11/25)	W	63-54
Washington State (11/26)	L	47-51
Evansville (12/2)	W	70-48
Creighton (12/4)	L	84-85(OT)
Western Kentucky (12/9)	W	53-52
at Murray State (12/12)	W	77-68
at Northern Illinois (12/18)	L	68-91
at Purdue (12/20)	L	42-61
Indiana State* (1/2)	L	37-38
Illinois State* (1/4)	L	60-68(OT)

at Bradley* (1/6)	W	73-67
Western Illinois* (1/8)	W	86-68
UNI* (1/11)	W	78-59
Drake* (1/13)	W	68-49
at Tennessee Tech (1/15)	W	62-60
at Eastern Illinois* (1/18)	W	72-63
at Missouri State* (1/25)	L	54-69
at Wichita State* (1/27)	W	68-67(OT)
Western Illinois (2/1)	W	73-65
Bradley* (2/5)	W	61-56
at Drake* (2/8)	W	49-48
at UNI* (2/10)	W	75-61
E. Illinois (2/17)	L	60-72
Wichita State* (2/22)	W	63-61
Missouri State* (2/24)	W	70-59
at Illinois State* (2/28)	W	70-61
at Indiana State* (3/2)	W	77-68

### Gateway Conf. Tourney (1st)

#### Carbondale, Illinois (3/9-10)

Bradley (3/9)	W	62-58
Illinois State (3/10)	W	71-54

### NCAA Tournament

#### Midwest Regional (Northern 11 Seed)

at Ohio State (3/14)	L	61-73
----------------------	---	-------

## 1990-91

**Coach Cindy Scott**

**13-5 Gateway**

**19-10 (.655)**

### 7-Up Desert Classic

#### Las Vegas, Nev. (11/23-24)

San Francisco (11/23)	W	71-46
UNLV (11/24)	L	55-78
Northern Illinois (11/28)	L	71-77 (OT)
Holy Cross (11/20)	W	65-51
at Evansville (12/5)	W	70-64
Murray State (12/11)	W	74-60
Tennessee Tech (12/17)	W	72-62
at Creighton (12/19)	L	54-68
Missouri State* (1/2)	W	72-58
Wichita State* (1/4)	W	67-54
Eastern Illinois* (1/7)	W	70-54
at Western Illinois* (1/10)	W	78-51
at Bradley* (1/12)	W	56-55
Indiana State* (1/17)	W	72-60
Illinois State* (1/19)	W	58-51
at Drake* (1/24)	L	57-60
at UNI* (1/26)	W	74-48
at Eastern Illinois* (2/1)	W	72-51

at Western Kentucky (2/3)	L	58-66
Bradley* (2/7)	W	78-57
Western Illinois* (2/9)	W	57-49
at Illinois State* (2/14)	L	58-74
at Indiana State* (2/16)	L	64-70
UNI* (2/21)	W	82-40
Drake* (2/23)	W	63-47
at Wichita State* (2/28)	L	60-64
at Missouri State* (3/2)	L	60-72

### Gateway Conf. Tourney (2nd)

#### Springfield, Missouri (3/6-9)

Illinois State (3/6)	W	66-42
at Missouri State (3/9)	L	61-74

## 1991-92

**Coach Cindy Scott**

**15-3 Missouri Valley**

**23-8 (.741)**

Illinois (11/23)	W	73-48
at Tennessee Tech (11/27)	W	73-68
at Murray State (11/30)	W	88-63
at Wisconsin (12/7)	W	70-69
Evansville (12/14)	L	80-85

### Stanford Classic (2nd)

#### Palo Alto, Calif. (12/19-20)

Northern Carolina State (12/19)	W	81-64
at Stanford (12/20)	L	63-82
at Wichita State* (1/2)	W	73-59
at Missouri State* (1/4)	L	63-90
Drake* (1/9)	W	74-47
UNI* (1/11)	W	67-59
at Northern Illinois (1/15)	L	84-87
at Eastern Illinois* (1/18)	W	80-63
at Illinois State* (1/23)	W	75-55
at Indiana State* (1/25)	W	81-53
Bradley* (1/30)	W	85-57
Western Illinois* (2/1)	W	75-59
at UNI* (2/6)	L	59-60
at Drake* (2/8)	W	73-71 (OT)
Murray State (2/12)	W	85-75
Eastern Illinois* (2/15)	W	82-58
Indiana State* (2/20)	W	73-59
Illinois State* (2/22)	W	59-49
at Western Illinois* (2/27)	W	85-84
at Bradley* (2/29)	W	69-55
Missouri State* (3/5)	L	63-73
Wichita State* (3/7)	W	76-47

### Gateway Conf. Tourney (2nd)

#### Springfield, Missouri (3/11,14)



Illinois State (3/11)	W	78-64
at Missouri State (3/14)	L	69-86
<b>NCAA Tournament</b>		
<b>Midwest Regional (Northern 10 Seed)</b>		
at Colorado (3/18)	W	84-80 (OT)
at Ole Miss (3/21)	L	56-72

## 1992-93

**Coach Cindy Scott**  
**12-4 Missouri Valley**  
**19-10 (.655)**

Northern Illinois (12/1)	L	80-84
<b>Coors Classic (2nd)</b>		
<b>Boulder, Colo. (12/4-5)</b>		
Idaho State (12/4)	W	70-55
at Colorado (12/5)	L	52-64
Tennessee Tech (12/8)	L	65-66 (OT)
at Murray State (12/11)	W	94-75
at Illinois (12/13)	W	74-70
at Arizona State (12/19)	L	43-72
Wisconsin (12/30)	W	81-79
at Missouri State* (1/8)	L	58-65
at Wichita State* (1/10)	W	74-61
Bradley* (1/14)	W	73-43
Illinois State* (1/16)	W	73-64
at Vanderbilt (1/19)	L	55-85
at Indiana State* (1/23)	W	70-46
at UNI* (1/28)	W	86-62
at Creighton* (1/30)	L	76-82
at Drake* (2/1)	L	56-61
Murray State (2/4)	W	77-62
Indiana State* (2/8)	W	83-69
Drake* (2/11)	W	82-57
UNI* (2/13)	W	92-68
Creighton* (2/15)	W	76-73
at Bradley* (2/19)	W	77-54
at Illinois State* (2/21)	W	77-65
Missouri State* (2/25)	L	57-68
Wichita State* (2/27)	W	68-56

### MVC Tournament (2nd)

Illinois State (3/4)	W	68-57
at Creighton (3/9)	W	71-69(OT)
at Missouri State (3/13)	L	53-54

## 1993-94

**Coach Cindy Scott**  
**9-7 Missouri Valley**  
**15-12 (.556)**

at Tennessee Tech (11/28)	L	67-69
---------------------------	---	-------

### Coca Cola Holiday Inn Classic (3rd) Charlottesville, Va. (12/3-4)

Toledo (12/3)	L	79-85 (OT)
Marshall (12/4)	W	78-62
Murray State (12/8)	W	93-62
Illinois (12/11)	W	69-65
at Northern Illinois (12/17)	L	56-94
Arizona State (12/20)	W	73-57
at Evansville (12/30)	W	86-68
UNI* (1/2)	W	75-61
Bradley* (1/4)	W	80-72
Drake* (1/13)	W	86-81
Creighton* (1/15)	L	63-76
at Murray State (1/19)	W	90-64
at Indiana State* (1/23)	W	72-67
at Missouri State* (1/27)	L	48-91
at Wichita State* (1/29)	L	41-82
Vanderbilt (2/2)	L	57-91
Illinois State* (2/7)	W	82-77
at Creighton* (2/11)	L	69-79
at Drake* (2/13)	L	49-81
Indiana State* (2/17)	W	74-64
at Illinois State* (2/19)	W	76-61
Wichita State* (2/24)	W	69-65
Missouri State* (2/26)	L	65-69
at Bradley* (3/3)	W	78-67
at UNI* (3/5)	L	64-75

### MVC Tournament Carbondale, Illinois

Drake (3/9)	L	67-80
-------------	---	-------

## 1994-95

**Coach Cindy Scott**  
**13-5 Missouri Valley**  
**19-9 (.679)**

at Vanderbilt (11/27)	L	45-94
at Illinois (11/30)	L	70-87
Tennessee Tech (12/3)	W	83-67
Murray State (12/6)	W	74-46
Northern Illinois (12/8)	W	87-57

### San Juan Shootout

#### San Juan, Puerto Rico (12/19-21)

Old Dominion (12/19)	L	52-64
Florida State (12/20)	W	56-52
Detroit-Mercy (12/21)	W	71-70
Missouri State* (1/2)	W	74-60
Wichita State* (1/4)	L	72-73
at Evansville* (1/9)	W	83-57
at Illinois State* (1/12)	W	77-72

at Indiana State* (1/14)	L	78-84
Bradley* (1/21)	W	71-60
UNI* (1/23)	W	63-53
at Drake* (1/28)	L	70-92
at Creighton* (1/30)	L	60-73
Evansville* (2/6)	W	89-60
Illinois State* (2/11)	W	92-68
Indiana State* (2/13)	W	82-59
at Bradley* (2/16)	W	84-60
at UNI* (2/18)	W	78-64
Drake* (2/23)	W	87-83
Creighton* (2/25)	W	81-71
at Wichita State* (3/2)	W	66-63
at Missouri State* (3/4)	L	67-74 (OT)

### MVC Tournament

#### Springfield, Missouri (3/9-11)

Indiana State (3/9)	W	86-78
Drake (3/10)	L	68-82

## 1995-96

**Coach Cindy Scott**  
**15-3 Missouri Valley**  
**18-10 (.643)**

at Middle Tennessee (11/26)	L	48-66 (OT)
at Murray State (11/28)	W	51-48
at Tennessee Tech (12/4)	L	54-66
Illinois (12/9)	L	57-65
Vanderbilt (12/12)	L	43-76
at Florida Int. (12/18)	W	83-82 (OT)
at Miami (12/20)	L	61-70
at Wichita State* (1/2)	W	60-59
at Missouri State* (1/4)	L	63-77
Drake* (1/7)	W	76-68
Creighton* (1/9)	W	77-67
Evansville* (1/13)	W	66-59
Memphis (1/16)	L	57-79
at UNI* (1/20)	W	83-59
at Bradley* (1/22)	L	58-66
Illinois State* (1/25)	W	89-54
Indiana State* (1/28)	W	82-75
at Drake* (2/1)	W	73-66
at Creighton* (2/4)	W	78-68
at Evansville* (2/10)	W	72-52
Bradley* (2/15)	W	66-50
UNI* (2/17)	W	84-54
at Illinois State* (2/22)	L	61-68
at Indiana State* (2/24)	W	77-60
Wichita State* (2/29)	W	74-60
Missouri State* (3/2)	W	62-51



**YEAR-BY-YEAR RESULTS**

### MVC Tournament

Des Moines, Iowa (3/7-9)

Wichita State (3/7)	W	83-65
Illinois State (3/8)	L	59-64

## 1996-97

**Coach Cindy Scott**

**9-9 Missouri Valley**

**14-14 (.500)**

Murray State (11/23)	W	95-63
at Illinois (11/26)	L	57-85
Tennessee Tech (12/1)	W	66-59

### Copper Bowl Classic

Tucson, Ariz. (12/6-8)

vs. Harvard (12/6)	L	52-76
vs. San Jose State (12/8)	W	78-55
Middle Tennessee (12/15)	W	91-72
at Memphis (12/17)	L	70-80
at UNI* (12/29)	W	71-68
at Bradley* (12/31)	L	66-69 (OT)
Indiana State* (1/3)	W	72-52
Illinois State* (1/5)	W	60-49
Evansville* (1/11)	L	59-63
at Drake* (1/18)	L	48-89
at Creighton* (1/20)	W	89-79
Wichita State* (1/24)	W	89-62
Missouri State* (1/26)	L	63-70
at Indiana State* (1/30)	L	52-61
at Illinois State* (2/1)	L	47-63
at Vanderbilt (2/4)	L	47-77
at Evansville* (2/8)	W	70-63
Drake* (2/13)	L	61-62
Creighton* (2/15)	L	66-73
at Wichita State* (2/20)	L	58-81
at Missouri State* (2/22)	W	80-65
UNI* (2/27)	W	84-75
Bradley* (3/1)	W	66-64

### MVC Tournament

Springfield, Mo. (3/6-8)

Indiana State (3/6)	W	59-58
Drake (3/7)	L	48-77

## 1997-98

**Coach Cindy Scott**

**7-11 Missouri Valley**

**10-18 (.357)**

at Northwestern (11/14)	L	69-83
Memphis (11/18)	W	68-65

### San Juan Shootout

San Juan, Puerto Rico (11/27-29)

Detroit Mercy (11/27)	L	62-73
Duke (11/29)	L	54-76
at Puerto Rico (11/30)	W	77-40
at Murray State (12/3)	W	61-53
at Tennessee-Tech (12/13)	L	64-67
Colorado (12/21)	L	57-62
at Missouri State* (12/28)	L	80-89
at Wichita State* (12/30)	L	49-66
Indiana State* (1/4)	L	47-69
Illinois State* (1/6)	L	58-59
at Evansville* (1/12)	W	72-68
at Bradley* (1/15)	W	55-46
at UNI* (1/17)	L	54-68
Creighton* (1/22)	L	61-64
Drake* (1/24)	L	54-73
at Indiana State* (1/29)	W	68-49
at Illinois State* (1/31)	W	57-54
Evansville* (2/4)	W	73-52
Vanderbilt (2/10)	L	53-65
Bradley* (2/13)	W	64-48
UNI* (2/15)	L	47-67
at Creighton* (2/19)	L	61-78
at Drake* (2/21)	L	47-73
Missouri State* (2/26)	L	60-65
Wichita State* (2/28)	W	62-54

### MVC Tournament

Springfield, Mo. (3/5-7)

Drake (3/5)	L	70-84
-------------	---	-------

## 1998-99

**Coach Julie Beck**

**5-13 Missouri Valley**

**6-21 (.222)**

Tennessee Tech (11/15)	L	55-68
Murray State (11/20)	W	84-73
at Memphis (11/23)	L	67-84

### Diet Coke Shootout

Santa Clara, Calif. (11/27-28)

at Santa Clara (11/27)	L	51-80
vs. Rice (11/28)	L	55-62
at Saint Louis (12/5)	L	52-78
Michigan State (12/12)	L	56-66
at Colorado (12/20)	L	51-79
at Indiana State* (1/2)	L	65-82
at Illinois State* (1/4)	W	69-68
UNI* (1/7)	L	47-75
Bradley* (1/9)	W	63-59

Wichita State* (1/11)	W	63-55
at Evansville* (1/16)	L	53-73
at Drake* (1/21)	L	58-79
at Creighton* (1/23)	L	58-73
Indiana State* (1/28)	L	44-48
Illinois State* (1/30)	W	61-51
at UNI* (2/4)	L	51-65
at Bradley* (2/6)	W	74-70
Evansville* (2/13)	L	53-57
Drake* (2/15)	L	44-54
Missouri State* (2/18)	L	56-76
Creighton* (2/20)	L	52-55
at Wichita State* (2/25)	L	49-79
at Missouri State* (2/27)	L	47-85

### MVC Tournament

Springfield, Mo. (3/4-6)

Missouri State (3/4)	L	58-73
----------------------	---	-------

## 1999-00

**Coach Julie Beck**

**5-13 Missouri Valley**

**8-20 (.286)**

### TNT Tournament

Lincoln, Neb. (11/19-21)

Wisconsin (11/19)	L	58-66
Georgia Southern (11/21)	W	63-58
at Michigan State (11/27)	L	59-74
Illinois-Chicago (11/29)	W	62-46
St. Louis (12/1)	L	44-52
at DePaul (12/4)	L	52-60
Missouri (12/7)	L	61-66
at Tennessee Tech (12/10)	L	64-74
at Murray State (12/18)	W	73-56
at Indiana State* (12/29)	W	64-62
at Illinois State* (1/2)	L	47-59
Bradley* (1/6)	W	58-50
UNI* (1/8)	L	49-57
at Missouri State* (1/13)	L	41-69
at Wichita State* (1/15)	L	39-61
Drake* (1/20)	L	64-73 (OT)
Creighton* (1/22)	L	47-57
Evansville* (1/29)	L	58-60
at Bradley (2/5)	W	51-47
at UNI* (2/7)	L	57-71
Wichita State* (2/11)	L	44-65
Missouri State* (2/13)	L	52-78
at Drake* (2/17)	L	51-71
at Creighton* (2/19)	W	70-68
at Evansville* (2/26)	L	39-74



Illinois State* (3/2)	W	49-47
Indiana State* (3/4)	L	52-67
<b>MVC Tournament</b>		
<b>Springfield, Missouri (3/9-11)</b>		
Evansville (3/9)	L	56-76

## 2000-01

**Coach Lori Opp**  
**4-14 Missouri Valley**  
**7-20 (.259)**

at Illinois-Chicago (11/18)	W	57-40
at La.-Lafayette (11/25)	L	74-79
Tennessee Tech (11/29)	L	74-81

**SMU Hoops for Cure Classic**  
**Dallas, Texas (12/1-2)**

at SMU (12/1)	L	80-86
vs. Ark. Pine-Bluff (12/2)	W	75-51
DePaul (12/6)	L	57-74
at Missouri (12/9)	L	57-81
at Saint Louis (12/16)	L	56-83
Tennessee-Martin (12/19)	W	74-67
at Evansville* (12/30)	L	60-78
at Bradley* (1/5)	W	63-62
UNI* (1/8)	L	74-83
Missouri State* (1/11)	L	70-81
Wichita State* (1/13)	L	83-89
at Creighton* (1/18)	L	72-82
at Drake* (1/20)	L	71-89
Indiana State* (1/25)	L	50-54
Illinois State* (1/27)	W	70-55
Bradley* (1/31)	L	66-73
at UNI* (2/4)	L	55-79
at Missouri State* (2/9)	L	70-89
at Wichita State* (2/11)	L	64-80
Drake* (2/15)	L	66-68
Creighton* (2/17)	L	47-80
at Indiana State* (2/22)	L	71-84
at Illinois State* (2/25)	W	58-47
Evansville* (3/3)	W	82-77

## 2001-02

**Coach Lori Opp**  
**2-16 Missouri Valley**  
**6-21 (.222)**

at Nebraska (11/16)	L	47-88
Saint Louis (11/19)	W	57-53
at SE Missouri (11/24)	L	70-81
at Tennessee-Martin (11/29)	W	82-67
at Tennessee Tech (12/2)	L	75-82

Eastern Illinois (12/5)	W	76-65
Tennessee State (12/8)	W	71-63

**Navy Classic**

**Annapolis, Md. (12/19-20)**

vs. Winthrop (12/19)	L	65-72
vs. UMEs (12/20)	L	59-62
Creighton* (12/30)	L	63-71
Drake* (1/1)	L	62-95
Evansville* (1/5)	L	49-87
at Missouri State* (1/12)	L	48-86
at Wichita State* (1/14)	L	53-85
Indiana State* (1/17)	L	65-71
Illinois State* (1/20)	L	67-69
at UNI* (1/24)	L	42-79
at Bradley* (1/26)	L	45-63
at Evansville* (1/30)	L	63-80
Wichita State* (2/8)	L	70-85
Missouri State* (2/10)	L	57-69
at Indiana State* (2/15)	L	49-71
at Illinois State* (2/17)	W	64-51
UNI* (2/21)	W	63-55
Bradley* (2/23)	L	48-70
at Drake* (2/28)	L	49-84
at Creighton* (3/2)	L	54-88

## 2002-03

**Coach Lori Opp**  
**3-15 Missouri Valley**  
**7-20 (.259)**

DePaul (11/23)	L	60-69
at Kentucky (11/25)	L	53-79
Tennessee Tech (11/30)	W	70-66
at Tennessee State (12/4)	W	72-62
at Eastern Illinois (12/7)	W	82-67
at Northwestern (12/14)	L	62-75

**Long Beach Classic**

**Long Beach, Calif. (12/20-21)**

vs. Mercer (12/20)	W	62-59
vs. Belmont (12/21)	L	57-67
Missouri State* (1/3)	L	56-69
Wichita State* (1/5)	L	65-90
at Evansville* (1/11)	L	85-95
at Creighton* (1/16)	L	54-69
at Drake* (1/18)	L	46-76
Illinois State* (1/23)	L	56-65
Indiana State* (1/25)	L	61-80
Middle Tennessee (1/28)	L	63-87
at Bradley* (1/31)	L	45-66
at UNI* (2/2)	L	53-83

Evansville* (2/10)	W	84-80
Drake* (2/14)	L	59-73
Creighton* (2/16)	W	70-63
at Indiana State* (2/20)	L	53-92
at Illinois State* (2/22)	W	74-69
Bradley* (2/27)	L	68-83
UNI* (3/1)	L	69-74
at Missouri State* (3/6)	L	56-86
at Wichita State* (3/9)	L	70-82

## 2003-04

**Coach Lori Opp**  
**2-16 Missouri Valley**  
**3-24 (.111)**

at SE Missouri (11/21)	L	64-73
at Middle Tennessee (11/24)	L	62-76

**Long Island Classic**  
**Brooklyn, N.Y. (11/28-29)**

at Long Island (11/28)	L	48-64
vs. UAB (11/29)	L	72-85
at Tennessee Tech (12/3)	L	71-88
at DePaul (12/14)	L	57-102
Southern Miss (12/16)	L	55-59
Northwestern (12/20)	L	41-56
at Saint Louis (12/29)	W	68-65
Drake* (1/3)	L	42-69
Creighton* (1/5)	L	47-59
Evansville* (1/10)	W	65-62
at Indiana State* (1/16)	L	58-91
at Illinois State* (1/18)	L	56-86
Wichita State* (1/22)	L	67-75
Missouri State* (1/24)	L	53-84
at UNI* (1/29)	L	55-90
at Bradley* (1/31)	W	78-75
at Evansville* (2/7)	L	57-63
Indiana State* (2/12)	L	84-98
Illinois State* (2/14)	L	63-85
at Wichita State* (2/19)	L	57-70
at Missouri State* (2/21)	L	35-89
Bradley* (2/25)	L	51-86
UNI* (2/29)	L	68-70
at Drake* (3/4)	L	53-65
at Creighton* (3/6)	L	60-77

## 2004-05

**Coach Dana Eikenberg**  
**1-17 Missouri Valley**  
**3-24 (.111)**

KCRG-TV 9 Hawkeye Challenge



## YEAR-BY-YEAR RESULTS

### Iowa City, Iowa (11/19-20)

at Iowa (11/19)	L	50-66
vs. Northern Illinois (11/20)	L	43-61
at Wisconsin (11/22)	L	53-82
Tennessee Tech (11/28)	L	55-73
SE Missouri State (12/1)	L	56-77
Saint Louis (12/7)	W	69-53
at Southern Miss (12/11)	L	48-55
at Bethune-Cookman (12/18)	W	69-64
at Stetson (12/21)	L	55-63
Creighton* (12/31)	L	63-85
Drake* (1/2)	L	49-70
at Wichita State* (1/6)	L	52-67
at Missouri State* (1/8)	L	48-78
UNI* (1/14)	L	40-64
Bradley* (1/16)	L	42-68
Evansville* (1/22)	L	53-54
at Indiana State* (1/27)	L	66-78
at Illinois State* (1/29)	L	44-81
Wichita State* (2/3)	W	70-43
Missouri State* (2/5)	L	63-89
at UNI* (2/10)	L	43-72
at Bradley* (2/13)	L	60-70
at Evansville* (2/19)	L	55-67
Indiana State* (2/25)	L	51-94
Illinois State* (2/27)	L	59-66
at Creighton* (3/3)	L	58-78
at Drake* (3/5)	L	53-75

### 2005-06

**Coach Dana Eikenberg**  
**6-12 Missouri Valley**  
**10-18 (.360)**

Weber State (11/19)	W	55-48
at Murray State (11/22)	W	94-77
South Alabama (11/25)	W	82-61
at SEMO (11/29)	L	63-74
Indiana (12/2)	L	59-64
at Tennessee Tech (12/5)	L	60-70
South Dakota State (12/10)	W	75-59
at Missouri (12/18)	L	69-96
vs. Saint Louis (12/22)	L	61-63
Illinois State* (12/30)	W	87-65
Indiana State* (1/1)	L	61-74
UNI* (1/5)	L	48-59
Bradley* (1/7)	W	66-64
at Missouri State* (1/12)	L	52-69
at Wichita State* (1/14)	L	57-66
Creighton* (1/19)	W	85-63

Drake* (1/21)	W	74-66
at Evansville* (1/28)	L	53-73
at Bradley* (2/2)	L	43-52
at UNI* (2/4)	L	40-49
Missouri State* (2/10)	L	55-62
Wichita State* (2/12)	L	77-84(OT)
at Creighton* (2/17)	W	45-44
at Drake* (2/19)	L	55-81
Evansville* (2/26)	L	63-66(OT)
Indiana State* (3/2)	L	70-82
Illinois State* (3/4)	W	59-58(OT)

**Missouri Valley Conference Tournament**  
**Springfield, Missouri (3/8-11)**  
 vs. Creighton (3/9) L 51-54

### 2006-07

**Coach Dana Eikenberg**  
**16-2 Missouri Valley**  
**21-11 (.658)**

Missouri (11/12)	L	71-60
Murray State (11/17)	W	77-68
Saint Louis (11/21)	L	80-73

### Odwalla Tournament

**San Francisco, Calif. (11/24-25)**

at San Francisco (11/24)	L	67-60
vs. Kentucky (11/25)	L	78-59
Austin Peay (11/29)	W	54-41
at Weber State (12/2)	W	69-65
at South Alabama (12/5)	L	60-59
at South Dakota State (12/9)	L	72-59
at Indiana (12/16)	L	73-66
vs. Tennessee Tech (12/19)	W	69-62
at Wichita State* (12/28)	W	74-64
at Missouri State* (12/30)	W	63-38
Illinois State (1/4)	L	84-72
Indiana State* (1/6)	W	86-69
at Bradley* (1/11)	W	64-40
at UNI* (1/13)	W	79-74
Creighton* (1/18)	W	63-43
Drake* (1/20)	W	59-57
at Evansville* (1/27)	W	69-55
at Indiana State* (2/2)	L	74-69
at Illinois State* (2/4)	W	79-66
Bradley* (2/9)	W	55-50
UNI* (2/11)	W	49-46
at Drake* (2/16)	W	49-45
at Creighton* (2/18)	W	67-56
Evansville* (2/23)	W	63-60
Missouri State* (3/1)	W	60-47

Wichita State* (3/3)	W	72-39
----------------------	---	-------

**State Farm**  
**Missouri Valley Conference Tournament**  
**Des Moines, Iowa (3/8-11)**  
 at Drake University (8/9) L 59-47

**Women's National Invitational Tournament**  
**(3/15-4/1)**  
 Stephen F. Austin (3/15) W 58-50  
 at Kansas State (3/17) L 72-46

### 2007-08

**Coach Dana Eikenberg**  
**5-13 Missouri Valley**  
**10-20 (.333)**

DePaul (11/10)	L	78-63
Christian Brothers (11/12)	W	71-55
at Illinois (11/18)	L	63-53

**George Washington Thanksgiving Tournament**  
**Washington, D.C. (11/23-24)**

vs. Western Kentucky (11/23)	L	88-71
vs. South Dakota St. (11/24)	L	62-53
at Austin Peay (11/28)	L	75-72
Central Arkansas (12/8)	W	88-67
Chicago State (12/17)	W	70-49
at Tennessee Tech (12/21)	W	87-69
UW-Green Bay (12/29)	L	82-65
Indiana State* (1/3)	W	95-76
Illinois State* (1/5)	L	82-78
at Wichita State* (1/10)	W	66-61
at Missouri State* (1/12)	L	77-67
Drake* (1/18)	L	55-52
Creighton* (1/20)	W	75-74(OT)
at Evansville* (1/26)	L	77-67
at UNI* (1/31)	L	64-52
at Bradley* (2/2)	L	76-59
Missouri State* (2/8)	L	78-58
Wichita State* (2/10)	W	66-54
at Creighton* (2/14)	L	62-59
at Drake* (2/16)	L	72-57
Evansville* (2/22)	L	71-61
Bradley* (2/28)	L	77-72
UNI* (3/1)	L	74-69
at Illinois State* (3/6)	W	72-69
at Indiana State* (3/8)	L	77-68

**State Farm**  
**Missouri Valley Conference Tournament**  
**St. Charles, Mo. (3/13-16)**  
 vs. Bradley (3/13) W 65-54



vs. Illinois State (3/14) L 77-65

## 2008-09

**Coach Dana Eikenberg**  
**5-13 Missouri Valley**  
**9-19 (.321)**

Saint Louis (11/14) W 85-77  
Arkansas State (11/19) W 79-76

### Junkanoo Jam

#### Grand Bahama Island (11/28-29)

vs. Florida (11/28) L 56-67  
vs. Hofstra (11/29) L 67-71  
at DePaul (12/5) L 85-42  
at Chicago State (12/14) L 71-68(OT)  
at Central Arkansas (12/16) W 69-68  
Tennessee Tech (12/21) W 74-67  
Northern Illinois (12/28) L 67-55  
at Evansville\* (1/2) L 70-65  
at Bradley\* (1/9) L 73-49  
at Northern Iowa\* (1/11) L 45-41  
Creighton\* (1/15) L 55-43  
Drake\* (1/17) L 79-69(OT)  
at Indiana State\* (1/22) L 63-37  
at Illinois State\* (1/24) L 75-51  
Wichita State\* (1/29) W 76-66(OT)  
Missouri State\* (1/31) W 69-58  
Bradley\* (2/5) L 60-48  
Northern Iowa\* (2/7) W 58-40  
at Drake\* (2/12) L 57-46  
at Creighton\* (2/14) L 66-53  
Illinois State\* (2/19) L 71-68  
Indiana State\* (2/21) W 74-71  
at Wichita State\* (2/27) L 73-64  
at Missouri State\* (3/1) L 69-57  
Evansville\* (3/7) W 69-65

### State Farm MVC Tournament

#### St. Charles, Mo.(3/12-14)

vs. Evansville (3/12) L 58-53

## 2009-10

**Coach Missy Tiber**  
**4-14 Missouri Valley**  
**5-24 (.172)**

at Saint Louis (11/13) L 71-45  
Vanderbilt (11/18) L 90-64  
at Northern Illinois (11/22) L 74-65  
Western Michigan (11/25) L 82-77

### Colliers International Classic

### Berkely, Calif. (12/5-12/6)

vs. Texas A&M (12/5) L 72-58  
vs. Colorado State (12/6) L 62-53  
at Tennessee Tech (12/12) L 59-56  
Murray State (12/19) W 76-71(OT)  
at Arkansas State (12/22) L 68-54  
at UW-Green Bay (12/28) L 75-64  
Evansville\* (1/2) W 79-68  
at Northern Iowa\* (1/7) L 64-43  
at Bradley\* (1/9) L 72-61  
Drake\* (1/14) W 80-60  
Creighton\* (1/16) L 84-62  
at Illinois State\* (1/21) L 88-78  
at Indiana State\* (1/23) L 63-51  
Missouri State\* (1/28) L 69-68  
Wichita State\* (1/30) W 63-56  
Northern Iowa\* (2/5) L 71-62  
Bradley\* (2/7) L 60-45  
at Creighton\* (2/11) L 63-41  
at Drake\* (2/13) L 74-56  
at Drake\* (2/16) L 72-57  
Indiana State\* (2/18) L 70-62  
Illinois State\* (2/20) L 80-63  
at Missouri State\* (2/26) L 83-72  
at Wichita State\* (2/28) L 59-57  
at Evansville\* (3/4) W 65-63

### State Farm

#### Missouri Valley Conference Tournament

#### St. Charles, Mo. (3/11-14)

vs. Indiana State (3/11) L 73-57

## 2010-11

**Coach Missy Tiber**  
**0-18 Missouri Valley**  
**2-28 (.067)**

vs. UT Martin (11/12) L 62-50  
vs. Tennessee State (11/16) L 57-43  
vs. Northern Illinois (11/19) L 46-45  
at Western Michigan (11/24) L 56-52  
vs. Austin Peay (11/28) W 76-64  
vs. Saint Louis (12/2) L 66-39  
at Vanderbilt (12/7) L 81-68  
at IUPUI (12/10) L 65-48  
vs. Wright State (12/14) L 75-53  
at Murray State (12/18) W 62-61  
at Purdue (12/20) L 75-36  
at Missouri State\* (12/31) L 82-50  
at Wichita State\* (1/2) L 76-53  
vs. Drake\* (1/6) L 70-57

vs. Creighton\* (1/8) L 68-51  
at Evansville\* (1/15) L 79-45  
at Bradley\* (1/21) L 80-44  
at Northern Iowa\* (1/23) L 79-39  
vs. Illinois State\* (1/27) L 82-44  
vs. Indiana State\* (1/29) L 48-42  
at Creighton\* (2/3) L 62-43  
at Drake\* (2/5) L 67-50  
vs. Evansville\* (2/12) L 59-45  
vs. Northern Iowa\* (2/17) L 68-41  
vs. Bradley\* (2/19) L 76-60  
at Indiana State\* (2/25) L 93-57  
at Illinois State\* (2/27) L 87-62  
vs. Wichita State\* (3/3) L 69-46  
vs. Missouri State\* (3/5) L 70-58

### State Farm

#### Missouri Valley Conference Tournament

#### St. Charles, Mo. (3/10-13)

vs. Indiana State (3/10) L 83-68

\* denotes Missouri Valley Conference games



## YEAR-BY-YEAR STATS

### SIU TOTALS

### OPPONENT TOTALS

Year	FG%	FT%	PPG	RPG	TO
1977-78	.426	.578	64.3	36.9	—
1978-79	.447	.655	66.9	36.5	—
1979-80	.415	.622	63.4	34.2	20.0
1980-81	.460	.602	75.3	35.7	22.5
1981-82	.449	.620	69.3	42.0	23.3
1982-83	.502	.612	71.5	39.2	19.1
1983-84	.501	.674	73.3	40.3	17.3
1984-85	.500	.606	66.7	37.8	17.6
1985-86	.489	.624	69.3	40.3	17.7
1986-87	.493	.623	70.1	38.4	16.1
1987-88	.462	.661	66.6	37.0	18.1
1988-89	.438	.668	60.9	37.0	18.9
1989-90	.457	.707	65.0	38.3	17.6
1990-91	.445	.713	66.0	39.0	15.6
1991-92	.448	.683	74.1	40.8	17.5
1992-93	.448	.652	71.1	40.5	16.6
1993-94	.440	.616	70.6	37.6	18.4
1994-95	.424	.573	73.8	42.3	18.9
1995-96	.416	.631	67.8	40.5	18.2
1996-97	.424	.589	66.6	38.8	14.4
1997-98	.426	.608	60.9	37.0	19.3
1998-99	.392	.644	56.9	36.6	22.3
1999-00	.380	.618	54.4	38.1	20.9
2000-01	.407	.740	66.5	38.8	18.6
2001-02	.363	.701	59.7	38.3	20.1
2002-03	.382	.711	63.1	38.1	21.3
2003-04	.383	.643	58.8	36.3	20.0
2004-05	.392	.684	54.3	31.4	19.0
2005-06	.421	.715	62.8	35.5	15.8
2006-07	.453	.701	64.0	33.8	15.4
2007-08	.414	.690	67.2	34.2	14.9
2008-09	.405	.650	60.0	32.8	17.6
2009-10	.372	.670	61.3	37.3	19.0
2010-11	.346	.646	50.9	36.6	23.0

Year	FG%	FT%	PPG	RPG	TO
1977-78	.384	.662	53.2	32.2	—
1978-79	.379	.625	59.2	34.0	—
1979-80	.423	.654	66.3	33.9	17.5
1980-81	.440	.690	76.6	37.3	21.0
1981-82	.419	.712	68.3	39.3	19.8
1982-83	.422	.682	61.8	34.2	18.8
1983-84	.405	.684	57.6	30.9	18.5
1984-85	.412	.670	55.8	31.4	16.6
1985-86	.413	.636	55.0	30.4	18.9
1986-87	.410	.697	56.9	32.2	18.8
1987-88	.412	.701	59.7	33.6	19.5
1988-89	.393	.711	57.5	33.6	18.0
1989-90	.426	.655	62.4	32.0	14.7
1990-91	.400	.682	58.7	32.9	15.5
1991-92	.420	.719	65.8	36.1	18.1
1992-93	.439	.720	65.0	32.7	18.5
1993-94	.441	.702	72.8	40.2	19.5
1994-95	.422	.638	68.7	41.3	21.8
1995-96	.397	.711	64.1	39.1	20.9
1996-97	.426	.667	68.2	39.8	15.1
1997-98	.424	.659	64.6	34.4	16.3
1998-99	.432	.711	69.1	37.4	18.3
1999-00	.408	.697	63.0	36.9	18.7
2000-01	.428	.719	73.8	37.9	16.6
2001-02	.419	.673	73.8	42.7	16.8
2002-03	.422	.719	75.0	40.7	18.1
2003-04	.445	.721	76.4	40.1	14.9
2004-05	.444	.716	70.1	38.1	14.9
2005-06	.433	.692	65.4	36.4	15.4
2006-07	.425	.705	60.2	31.5	16.3
2007-08	.455	.764	69.8	38.2	17.1
2008-09	.442	.698	66.6	36.6	17.1
2009-10	.419	.688	70.5	41.8	17.0
2010-11	.400	.695	70.2	40.9	15.1





## SINGLE-GAME RECORDS

Most Points	101	2x, last vs. Indiana State (3/5/84)
Least Points	34	vs. Central Michigan (2/8/75)
Most Rebounds	64	vs. Wichita State (12/21/81)
Least Rebounds	20	vs. Drake (1/19/85)
Highest Winning Margin	54	vs. Millikin (2/22/75)
Most Assists	30	vs. Western Illinois (1/8/90)
Most Steals	21	vs. Northern Iowa (12/8/94)
Most Blocks	11	at Indiana State (12/29/99)
Most FGs Made	43	2x, last vs. Northern Iowa (1/5/87)
Most FGs Attempted	91	vs. SE Missouri State (11/21/80)
Best FG Percentage	.702	vs. Western Illinois (1/8/90)
Worst FG Percentage	.197	vs. Wichita State (1/29/94)
Most FTs Made	35	vs. Arkansas Pine Bluff (12/2/00)
Most FTs Attempted	46	vs. Arkansas Pine Bluff (12/2/00)
Best FT Percentage	1.000	2x, last vs. Evansville (2/22/08)
Worst FT Percentage	.000	2x, last at Northern Iowa (2/10/05)
Most Turnovers	39	at Evansville (1/15/11)
Least Turnovers	4	vs. Memphis State (3/17/83)
Least Points in a Half	11	at Saint Louis (11/13/09)

## SINGLE-SEASON RECORDS

Most Points	2,409	1980-81
Highest Scoring Average	75.3 ppg	1980-81
Highest Scoring Margin	439, +15.7	1983-84
Most Rebounds	1,346	1980-81
Highest Rebounding Average	46.6	1976-77
Most Assists	552	1980-81
Most Steals	330	1994-95
Most Blocks	96	1986-87
Most FGs Made	1,026	1980-81
Most FGs Attempted	2,230	1980-81
Best FG Percentage	.502	1982-83
Most FTs Made	454	1982-83
Most FTs Attempted	742	1982-83
Best FT Percentage	.740	2000-01
Most 3FGs Made	175	2007-08
Most 3FGs Attempted	500	2007-08
Best 3FG Percentage	.384	1991-92

## WIN/LOSS RECORDS

Consecutive Wins in a Season		Consecutive Home Wins in a Season	
23	1985-86	15	1986-87
18	1986-87	14	1978-79
11	1983-84	13	1990-91
11	1982-83	10	1985-86
10	1986-87	10	1983-84
10	1978-79		
9	1988-89	Consecutive Home Wins Multiple Seasons	
8	1994-95	26	12/7/85 to 12/12/87
8	2006-07		
7	1995-96		
Consecutive Losses in a Season		Consecutive Missouri Valley Conference Wins in a Season	
20	2010-11	8	2006-07
15	2001-02	8	1994-95
11	2002-03	7	1995-96
10	2004-05	6	1992-93
10	2004-05	6	2006-07
9	2003-04		
Consecutive Gateway Conference Wins in a Season		Consecutive Gateway Conference Wins in a Season	
8	2009-10	20	1986-87
8	2004-05	18	1985-86
7	2009-10	10	1983-84
7	2000-01		
7	1998-99		
Consecutive Gateway Wins Multiple Seasons		39	1/14/86 to 12/30/87

## CONFERENCE HISTORY

SIU was a member of the Gateway Conference from 1983-92. During the 1992-93 season, the Gateway Conference became the Missouri Valley Conference.

Regular Season Conference Titles			Conference Tournament Titles		
Year	Overall	Conference	Year	Overall	Conference
1985-86	25-4	18-0	1986-87	28-3	18-0
1986-87	28-3	18-0	1989-90	21-10	14-4
1989-90	21-10	14-4			
2006-07	21-11	16-2			
<b>Note:</b> SIU's back-to-back perfect league slates is a feat that was never matched in Gateway Conference history.			<b>Note:</b> SIU defeated Eastern Illinois, 53-51 in the 1986-87 title game. SIU defeated Illinois State, 71-54 in the 1989-90 title game. The Salukis made it to the title game of the 1992-93 MVC Tournament, but fell to Southwest Missouri State, 54-53.		

## POSTSEASON HISTORY

NCAA Tournament Appearances	
1986	1990
Second Rd.: Auburn 61, SIU 39	First Rd.: Ohio State 73, SIU 61
1987	1992
Second Rd.: SIU 70, LSU 56	First Rd.: SIU 84, Colorado 82
Sweet Sixteen.: La. Tech 66, SIU 53	Second Rd.: Ole Miss 72, SIU 56
WNIT Appearances	
1969	1983
SIU 57, Towson State 27	Memphis State 77, SIU 66
Western Carolina 44, SIU 42	SIU 84, Hawaii 68
1970	Texas Tech 77, SIU 68
East Stroudsburg 45, SIU 42	2007
SIU 38, Springfield 35	First Rd.: SIU 58, Stephen F. Austin 50
SIU 44, Towson State 30	Second Rd.: Kan. State 72, SIU 46
SIU 37, SUNY-Cortland 30	



# SALUKI WOMEN'S BASKETBALL 2011-12



## SERIES RECORDS

Alabama-Birmingham	0-1	Since 2004
Alton	1-0	Since 1980
Arkansas	1-0	Since 1981
Arkansas State	1-1	Since 2008
Arkansas-Pine Bluff	1-0	Since 2001
Arizona State	1-1	Since 1992
Auburn	0-1	Since 1986
<b>Austin Peay</b>	<b>1-2</b>	<b>Since 2006</b>
Ball State	4-0	Since 1977
Belmont	0-1	Since 2003
Bethune-Cookman	1-0	Since 2005
Bowling Green	0-1	Since 1975
<b>Bradley</b>	<b>41-19</b>	<b>Since 1983</b>
Cal-Long Beach	0-1	Since 1989
Calvin College	0-2	Since 1973
Central Arkansas	2-0	Since 2007
Central Florida	1-0	Since 1983
Central Michigan	2-2	Since 1975
Central Missouri	2-3	Since 1977
<b>Chicago State</b>	<b>3-1</b>	<b>Since 1976</b>
Cincinnati	1-0	Since 1979
Colorado	1-2	Since 1992
Colorado State	0-1	Since 2009
Concordia (Ill.) College	1-0	Since 1973
<b>Creighton</b>	<b>15-30</b>	<b>Since 1983</b>
Dartmouth	0-1	Since 1980
<b>DePaul</b>	<b>3-8</b>	<b>Since 1979</b>
Detroit	1-1	Since 1994
<b>Drake</b>	<b>24-47</b>	<b>Since 1980</b>
Duke	0-1	Since 1997
East Stroudsburg St. (Pa.)	0-1	Since 1970
Eastern Illinois	36-6	Since 1961
Eastern Kentucky	2-0	Since 1978
Eastern Michigan	1-0	Since 1982
<b>Evansville</b>	<b>21-22</b>	<b>Since 1985</b>
Florida	0-1	Since 2008
Florida A&M	1-0	Since 1983
Florida International	1-0	Since 1995
Georgia	0-1	Since 1988
Georgia Southern	1-0	Since 1999
Grand View College	0-1	Since 1976
Green Bay	0-2	Since 2007
Greenville College	3-1	Since 1962
Harvard	0-1	Since 1996
Hawaii	1-0	Since 1983
Hofstra	0-1	Since 2008
Holy Cross	1-0	Since 1991
Idaho State	1-0	Since 1993
Illinois	21-12	Since 1966
Illinois Central	2-0	Since 1974
Illinois-Chicago	9-4	Since 1976
<b>Illinois State</b>	<b>44-52</b>	<b>Since 1962</b>

Illinois Wesleyan	1-0	Since 1964
Indiana	3-12	Since 1972
Indiana Central	1-0	Since 1970
<b>Indiana State</b>	<b>41-34</b>	<b>Since 1969</b>
Iowa	0-1	Since 2005
<b>IUPUI</b>	<b>0-1</b>	<b>Since 2010</b>
Kansas State	0-2	Since 1971
Kent State	1-0	Since 1982
Kentucky	0-4	Since 1982
Lambuth College	1-0	Since 1979
Lincoln Christian	1-0	Since 1964
Long Island	0-1	Since 2004
Louisiana-Lafayette	0-1	Since 2001
Louisiana State	1-0	Since 1987
Louisiana Tech	0-1	Since 1987
Louisville	3-4	Since 1978
<b>Loyola (Ill.)</b>	<b>2-0</b>	<b>Since 1983</b>
Marshall	1-0	Since 1993
Maryland Eastern Shore	0-1	Since 2002
Maryville Coll. (Md.)	1-1	Since 1961
McNeese State (La.)	1-0	Since 1983
Memphis	4-11	Since 1974
Mercer	1-0	Since 2003
Miami (Fla.)	0-1	Since 1995
Miami (Ohio)	1-0	Since 1973
Michigan	1-0	Since 1977
Michigan State	3-2	Since 1976
Middle Tennessee St.	1-3	Since 1995
Minnesota	0-2	Since 1980
Mississippi	0-1	Since 1992
Miss. Coll. for Women	0-1	Since 1969
Missouri	5-7	Since 1977
Missouri-St. Louis	2-1	Since 1974
<b>Missouri State</b>	<b>25-40</b>	<b>Since 1978</b>
<b>Murray State</b>	<b>34-4</b>	<b>Since 1969</b>
Nebraska	0-1	Since 2002
Nevada-Las Vegas	0-1	Since 1991
New Mexico	1-0	Since 1986
North Carolina St.	1-0	Since 1992
NE Missouri State	1-0	Since 1978
Northeastern Illinois	1-0	Since 1975
Northern Arizona	1-0	Since 1987
<b>Northern Illinois</b>	<b>11-13</b>	<b>Since 1959</b>
<b>Northern Iowa</b>	<b>30-26</b>	<b>Since 1984</b>
NW Missouri State	1-2	Since 1979
Northwestern	1-9	Since 1977
Oakland (Mich.)	1-0	Since 1979
Ohio State	0-2	Since 1977
Oklahoma	1-1	Since 1980
Oklahoma City	1-0	Since 1985
Old Dominion	0-1	Since 1994
Olivet Nazarene	1-0	Since 1972

Oregon State	1-1	Since 1983
Principia	13-0	Since 1960
Puerto Rico	1-0	Since 1997
Purdue	4-5	Since 1978
Quincy College	1-0	Since 1972
Saint Louis	12-8	Since 1970
San Diego State	3-0	Since 1985
San Francisco	1-1	Since 1991
San Jose State	1-0	Since 1996
SEMO	23-6	Since 1962
<b>SIU Edwardsville</b>	<b>1-0</b>	<b>Since 1975</b>
SMU	0-1	Since 2001
South Alabama	1-1	Since 2005
South Dakota State	1-2	Since 2005
Southern Mississippi	0-2	Since 2004
Southwest Baptist	1-0	Since 1974
Springfield Coll. (Mass.)	1-0	Since 1970
Stanford	0-1	Since 1992
SUNY Cortland	1-0	Since 1970
Stephen F. Austin	1-1	Since 1981
Stetson	0-1	Since 2005
Tennessee	0-2	Since 1985
<b>Tennessee State</b>	<b>2-1</b>	<b>Since 2002</b>
Tennessee Tech	10-13	Since 1987
Texas A&M	1-1	Since 1979
Texas Tech	0-1	Since 1983
Toledo	0-1	Since 1993
Towson State	2-0	Since 1969
Troy State	1-0	Since 1981
Tulsa	1-0	Since 1982
UCLA	0-1	Since 1982
Union University	0-5	Since 1976
<b>UT Martin</b>	<b>7-6</b>	<b>Since 1973</b>
Vanderbilt	1-10	Since 1981
Vincennes (Ind.)	1-0	Since 1975
Virginia	0-1	Since 1990
Washington State	1-1	Since 1984
Weber State	2-0	Since 2005
Western Carolina	0-1	Since 1969
Western Illinois	35-7	Since 1963
Western Kentucky	6-7	Since 1980
Western Michigan	0-3	Since 1973
<b>Wichita State</b>	<b>35-25</b>	<b>Since 1981</b>
William Woods	1-0	Since 1979
Winthrop	0-1	Since 2002
Wisconsin-LaCrosse	2-2	Since 1971
Wisconsin-Oshkosh	1-1	Since 1973
Wisconsin	2-3	Since 1978
<b>Wright State</b>	<b>0-1</b>	<b>Since 2010</b>

2011-12 Opponents in Bold



OPPONENT RECORDS

## 2010-11 OPPONENT INDIVIDUAL HIGHS

Points	29	Hannah Tuomi, Vanderbilt (12/7/10)
Rebounds	18	Rachael Hackbarth, Drake (1/6/11)
Field Goals Made	10	Three players
Field Goals Attempted	21	Casey Garrison, Missouri State (3/5/11)
Free Throws Made	13	Raisa Taylor, Bradley (2/19/11)
Free Throws Attempted	17	Raisa Taylor, Bradley (2/19/11)
Free Throw Percentage	1.00	Several Tied
3-Point Field Goals Made	5	Courtney Shelton, Northern Illinois (11/19/10)
3-Point Field Goals Att.	12	Maria Bennett, Wright State (12/14/10)
Assists	9	LaShawna Thomas, Wright State (12/14/10)
Steals	7	Casey Garrison, Missouri State (3/5/11)
Blocks	3	Shannon Thomas, (1/29/11)



## ALL-TIME OPPONENT INDIVIDUAL HIGHS

Points	43	Jackie Stiles, Missouri State (2/9/01)
Rebounds	23	Tricia Wakely, Drake (3/9/94)
Field Goals Made	16	Lisa Robinson, Illinois (2/18/81)
Field Goals Attempted	30	Sharon Carroll, Ill.-Chicago (12/15/79)
FG Pct. (min. 5 made)	1.00	Johanna Solverson (6-6), Iowa (11/19/04)
Free Throws Made	13	Lisa Foss, Northern Illinois (11/28/90)
Free Throws Attempted	21	Cindy Kuzminski, UW-LaCrosse (2/10/79)
Free Throw Percentage	1.00	Several Tied
Consecutive Free Throws	23	Lisa Robinson, Illinois
3-Point Field Goals Made	6	3x, last Chelsey Warburton, Weber State (12/2/06)
3-Point Field Goals Att.	13	Melody Howard, Missouri State (2/26/94)
Assists	18	Connie Newlin, Drake (12/6/80)
Steals	8	2x, last Melanie Boeglin, Indiana State (3/2/06)
Blocks	8	Angela Gorsica, Vanderbilt (2/4/97)



## 2010-11 OPPONENT TEAM HIGHS

Points	93	Indiana State (2/25/11)	3-Point Field Goals Made	9	Wright State (12/13/11)
Rebounds	55	Missouri State (12/31/10)	3-Point Field Goals Att.	30	Wright State (12/13/11)
Field Goals Made	34	Illinois State (2/27/11)	Assists	20	Indiana State (3/10/11)
Field Goals Attempted	78	Missouri State (12/31/10)	Steals	20	IUPUI (12/10/10)
Free Throws Made	38	Indiana State (2/25/11)	Blocks	5	Four Times
Free Throws Attempted	52	Indiana State (2/25/11)			

## ALL-TIME OPPONENT TEAM HIGHS

Points	103	2x, last W. Kentucky (2/21/81)	Most 3-Pt. FG Attempted	34	Illinois State (2/14/04)
Least Points	16	Milliken (12/8/79)	Best Field Goal Percentage	.635	Drake (33-52) (1/19/85)
Most Rebounds	59	2x, last Vanderbilt (11/27/94)	Best Free Throw Percentage	1.00	7x, last Drake (7-7) (2/19/06)
Least Rebounds	16	Western Illinois (1/8/90)	Best 3-Point FG Percentage	1.00	Four Times
Most Field Goals Made	47	Central Missouri (12/8/79)	Worst Field Goal Percentage	.232	Illinois-Chicago (3/2/79)
Most Field Goals Attempted	95	Drake (1/30/81)	Worst Free Throw Percentage	.167	Missouri State (1-6) (3/2/85)
Least Field Goals Made	7	Milliken (12/8/79)	Most Field Goals Missed	64	Drake (31-95) (1/30/81)
Most Free Throws Made	38	Indiana State (2/25/11)	Most Free Throws Missed	16	Creighton (25-41) (1/30/95)
Most Free Throws Attempted	52	Indiana State (2/25/11)	Assists	28	Western Illinois (2/27/92)
Least Free Throws Attempted	2	2x, last Drake (1/24/98)	Steals	21	6x, last Mo. State (1/24/04)
Most 3-Pt. Field Goals Made	13	2x, last Illinois State (1/29/05)	Blocks	11	2x, last Northern Iowa (1/4/05)



### 1985-86

**25-4 OVERALL**  
**18-0 GATEWAY CONFERENCE**  
**GATEWAY CHAMPIONS**  
**NCAA TOURNAMENT**

The 1985-86 Salukis became the first team in the history of the Gateway Conference to go undefeated in league play, taking Southern's first conference title. Southern topped preseason favorite Drake twice by two-point margins in order to secure the undefeated Gateway slate. The Salukis enjoyed a 23-game winning streak through the end of the regular season, securing the program's first-ever national ranking and first NCAA Tournament bid. Southern ranked as high as 15th nationally during the season. SIU lost to Auburn 61-39 in the second round of the 1986 NCAA Tournament. First-Team All-Gateway Conference honoree Petra Jackson led the Salukis with an average of 16.8 points and 7.2 rebounds per game while Second-Team All-Conference nominee Bridgett Bonds averaged 13.6 points and 7.4 rebounds per game.



**The 1985-86 team:** Mary Berghuis (32), Bridgett Bonds (35), Dana Fitzpatrick (12), Petra Jackson (34), Marialice Jenkins (21), Cathy Kampwerth (54), Ann Kattreh (20), Deb Koher (42), Mary Noble (22), Elen O'Brien (50), Tonda Seals (14), Ann Thouvenin (30), Cozette Wallace (40), Linda Wilson (23). **Head Coach:** Cindy Scott. **Assistant Coaches:** Julie Beck, George Ieubelt.

### 1986-87

**28-3 OVERALL**  
**18-0 GATEWAY CONFERENCE**  
**GATEWAY CHAMPIONS**  
**GATEWAY TOURN. CHAMPIONS**  
**NCAA TOURNAMENT —SWEET 16**

The 1986-87 Salukis completed a feat that has not since been equaled by going undefeated in Gateway Conference play for the second consecutive season. SIU won 18 consecutive games at one point and achieved its highest-ever program ranking at No. 13. The Salukis won their first Gateway Conference Tournament championship by defeating Eastern Illinois 53-51 in the championship game. Southern recorded the program's first-ever NCAA Tournament win with a 70-56 win over LSU before falling to Louisiana Tech 66-53 in the Sweet 16. First-Team All-Gateway selection Ann Kattreh led the Salukis with an average of 15.2 points per game while Gateway MVP Bridgett Bonds added 14.2 points and 8.1 rebounds per game and honorable mention Mary Berghuis averaged 11.7 points and 7.1 boards per game. Cindy Scott was named Gateway Coach of the Year.



**The 1986-87 team:** Regina Banks (34), Mary Berghuis (32), Bridgett Bonds (35), cinday Farr (22), Dana Fitzpatrick (12), Marialice Jenkins (21), Cathy Kampwerth (54), Ann Kattreh (20), Deanna Kibelkis (31), Deb Koher (42), Eileen Richardson (23), Tonda Seals (14), Anne Thouvenin (30), Cozette Wallace (40). **Head Coach:** Cindy Scott. **Assistant Coaches:** Julie Beck, George Ieubelt.



## 1989-90

**21-10 OVERALL**  
**14-4 GATEWAY CONFERENCE**  
**GATEWAY CHAMPIONS**  
**GATEWAY TOURN. CHAMPIONS**  
**NCAA TOURNAMENT**

The 1989-90 Salukis tied for the Gateway Conference regular season title before defeating Illinois State 71-54 for the Gateway Tournament title. Amy Rakers was named the Gateway regular season and tournament MVP. The Salukis went on to lose to Ohio State 73-61 in the NCAA Tournament. Rakers led SIU with averages of 20.7 points and 10.5 rebounds per game.



**The 1989-90 team:** Kelly Firth (40), Kerri Howes (33), Coleen Haimstead (21), Amy Horstman (32), Grace Johnson (24), Deanna Kibelkis (31), Cyd Mitchell (20), Amy Rakers (34), Karrie Redeker (22), Eileen Richardson (23), Angie Rougeau (10), Anita Scott (5), Alison Smith (3), Chreyl Weis (43). **Head Coach:** Cindy Scott. **Assistant Coaches:** Julie Beck, Jenni Fitzgerald, Deb Patterson.

## 1991-92

**23-8 OVERALL**  
**15-3 MISSOURI VALLEY CONFERENCE**  
**NCAA TOURNAMENT**

The 1991-92 Salukis earned an at-large bid to the NCAA Tournament after finishing second in the Missouri Valley Conference regular season standings and falling to Valley Champion and eventual Final Four participant Southwest Missouri State in the MVC Tournament. The Salukis won the program's second-ever NCAA Tournament game with an 84-80 overtime win over Colorado before falling to Ole Miss 72-56 in the second round. First-Team All-MVC selection Anita Scott led four Salukis averaging double figures scoring with 13.7 points per game while fellow first-teamer Kelly Firth led the team with 9.7 rebounds per game.



**The 1991-92 team:** Tiffany Bolden (42), Kelly Firth (40), Kelly Geistler (53), Colleen Heimstead (21), Amy Horstman (32), Endia Joiner (54), Cheryl Norrell (33), Karen Powell (15), Racquel Ransom (34), Karrie Redeker (22), Angie Rougeau (10), Anita Scott (5), Robin Smith (23). **Head Coach:** Cindy Scott. **Assistant Coaches:** Julie Beck, Myra Fishback.

## 2006-07

**21-11 OVERALL**  
**16-2 MISSOURI VALLEY CONFERENCE**  
**MVC CHAMPIONS**  
**WNIT**

The 2006-07 Salukis won the team's first conference title in 17 seasons and recorded the program's most wins in 16 years. Southern earned a bid to the WNIT where the Salukis topped Stephen F. Austin 58-60 in the opening round before falling to Kansas State 72-46 in the second round. Dana Eikenberg was named the MVC Coach of the Year and while Carlai Moore earned First-Team All-MVC honors. Moore led the Salukis with an average of 13.4 points per game.



**The 2006-07 team:** Courtney Grant (2), Kaci Bailey (5), Carlai Moore (42), Erin Pauk (33), Jayme Sweere (11), Debbie Burris (24), Cortney Sales (34), Dana Olsen (41), Jasmine Gibson (40), Erica Smith (22). **Head Coach:** Dana Eikenberg. **Assistant Coaches:** Jody Adams, Rasheeda Love, Susan Koering.



## ALL-TIME LETTERWINNERS

### A

Abramowski, Kristine ..... 1997-98; 98-99; 99-00; 00-01  
 Akines, Lecretia ..... 2003-04; 04-05  
 Amedio, Janet ..... 1971  
 Anderson, Branda ..... 1995-96-97-98  
 Anderson, Kay ..... 1974-75

### B

Bacon, Cheri ..... 1982-83-84-85  
 Bailey, Kaci ..... 2005-06; 06-07; 07-08; 08-09  
 Ballard, Marie ..... 1970-71-72-73  
 Banks, Regina ..... 1987-88  
 Bardley, Melaniece ..... 1996-97-98-99  
 Bartley, Rosalyn ..... 1981-82  
 Beideck, Diane ..... 1988  
 Berghuis, Mary ..... 1985-86-87-88  
 Berryhill, Pam ..... 1975-76  
 Berwanger, Katie ..... 1999-00; 01-02; 02-03; 03-04  
 Biondi, Mary ..... 1978-79  
 Bolden, Tiffany ..... 1991-92-93  
 Bonds, Bridgett ..... 1985-86-87-88  
 Boyes, Mary ..... 1980-81-82  
 Brandon, Rani ..... 2010-11  
 Brown, Stephanie ..... 2002-03; 03-04  
 Bruster, India ..... 2004-05  
 Bukauskas, Cindy ..... 1979  
 Burgard, Theresa ..... 1976-77-78-79  
 Burris, Debbie ..... 2006-07  
 Burton, Carol ..... 1971-72-73

### C

Cain, Ronnie ..... 1974  
 Campbell, Paris ..... 2007-08  
 Carr, Eleanor ..... 1983-84  
 Chavours, LaQuanda ..... 1993-94-95-96  
 Clayton, Jeanne ..... 1971-72-73  
 Cooper, Laura ..... 2004  
 Courier, Jordyn ..... 2010-11  
 Crayton, Eboni ..... 2009-10; 10-11  
 Crescio, Jackie ..... 1975  
 Crutcher, Tiffany ..... 2000-01; 01-02; 02-03; 03-04

### D

David, Julie ..... 1971  
 Desamours, Daphney ..... 2003-04; 04-05  
 Deterding, Robin ..... 1977-78  
 Dietz, Gentry ..... 2005-06  
 Dooley, Lynn ..... 1970-71  
 Drndarevic, Tanya ..... 1991  
 Durst, Peggy ..... 1971-72-73-74  
 Dye, Lisa ..... 1984-85

### E

Edmonds, Jennifer ..... 1981  
 Elders, Debbie ..... 1971  
 Ellison, Diane ..... 1975  
 Erickson, Connie ..... 1980  
 Escue, Kathy ..... 1975-76  
 Evers, Jane ..... 1979

### F

Faber, Sue ..... 1978-79-80-82-83  
 Farr, Cindy ..... 1987-88  
 Ference, Candy ..... 1973  
 Firth, Kelly ..... 1990-91-92-93  
 Fitzpatrick, Dana ..... 1986-87-88-89  
 Flamank, Vicki ..... 1973  
 Foertsch, Suzanne ..... 1970  
 Foley, Bonnie ..... 1976-77-78-79  
 Franklin, Susan ..... 1972  
 Freeman, Katy ..... 2005-06  
 Frick, Kim ..... 1982-83

### G

Gallagher, Joyce ..... 1980  
 Garcia, Katerina ..... 2009-10  
 Geistler, Kelly ..... 1992-93-94-95  
 Germain, Dorothy ..... 1969-70  
 Gibson, Jasmine ..... 2005-06; 06-07; 07-08; 08-09  
 Gilmore, Nikki ..... 1993-94-95-96  
 Giritharan, Ashley ..... 2009-10; 10-11  
 Goins, Sidney ..... 2010-11  
 Goodman, Wendy ..... 2001-02; 02-03; 03-04; 04-05  
 Gordon, Virginia ..... 1969  
 Grant, Courtney ..... 2006-07  
 Graves, LaToya ..... 1999  
 Grayer, Bernetra ..... 2003-04; 04-05  
 Greer, Leola ..... 1980-81  
 Griffin, Annelle ..... 1972-73-74  
 Griffith, Adrianne ..... 2008-09; 09-10

### H

Hambrick, LaToya ..... 2008-09; 09-10  
 Hampton, Vicki ..... 2004  
 Harris, Marilyn ..... 1969-70  
 Hart, Alex ..... 2008-09  
 Hasheider, Beth ..... 1995-96-97-98  
 Hassell, Cari ..... 1995  
 Hathaway, Terica ..... 1997-98; 98-99; 99-00; 00-01  
 Hawes, Kerri ..... 1989-90  
 Hayden, Amy ..... 2002-03; 03-04; 04-05; 05-06  
 Heiden, Jodi ..... 2000-01; 01-02; 02-03; 03-04  
 Heimstead, Colleen ..... 1989-90-91-92  
 Hicks, Genevelyn ..... 1985

Hinrichson, Sue ..... 1974-75  
 Hoffman, Jeri ..... 1976-77-78-79  
 Holloway, Kim ..... 1998-99  
 Holscher, Tracy ..... 1993-94-95-96  
 Horstman, Amy ..... 1989-90-91-92  
 Howe, Connie ..... 1971-72-73-74  
 Howe, Nicole ..... 2008-09; 09-10  
 Hudson, Theia ..... 1995-96-97-98  
 Hutchinson, Pat ..... 1970

### I

Ignoto, Taylor ..... 2010-11

### J

Jackson, Carolyn ..... 1969  
 Jackson, Meredith ..... 1997-98  
 Jackson, Petra ..... 1983-84-85-86  
 James, Judi ..... 1969-70  
 Jefferson, Christel ..... 1993-94-95-96  
 Jenkins, Marialice ..... 1984-85-86-87  
 Johnson, Grace ..... 1989-90-91  
 Joiner, Endia ..... 1991-92  
 Jones, Clarise ..... 2004  
 Jones, Danette ..... 2001-02; 02-03; 03-04; 04-05  
 Joy, Cynthia ..... 1982

### K

Kampwerth, Cathy ..... 1986-87-88-89  
 Kattreh, Ann ..... 1984-85-86-87  
 Kelly, Denise ..... 1975-76-77  
 Kelly, Kaye ..... 1976  
 Kibelkis, Deanna ..... 1987-88-89-90  
 King, Vicki ..... 1973-74-75-76  
 Kmucha, Wendy ..... 1971-72  
 Koher (Plummer), Deb ..... 1986-87-88  
 Koller, Ann ..... 1969

### L

Lawary, Danielle ..... 1999-00; 00-01; 01-02  
 LeMar, Brooke ..... 2010-11  
 Lemon, Sandy ..... 1977-78-79  
 Lett, Olivia ..... 2008-10  
 Lies, Cathy ..... 1973-74-75  
 Lopez, Janina ..... 1999  
 Lott, Jackie ..... 1976-79



## M

Maas, Donna .....	1975
Madura, Julie .....	2004
Mann, Pam .....	1982-83
Marable, Mary .....	1982
Martin, Sandy .....	1979-82
Matreci, Pat .....	1975
McClendon, Kasia .....	1994-97
McDowell, Molly .....	1999-2003
Merickel, Teri .....	1971-72-73
Meyer, Helen .....	1976-77-78
Millar, Lisa .....	1974-75-76
Miller, Megan .....	2001-02; 02-03
Miller, Raquel .....	2010-11
Mitchell, Charnise .....	2010-11
Mitchell, Cyd .....	1988-89-90-91
Moore, Carlai .....	2005-06; 06-07
Morancie, Lynn .....	1999-00; 00-01
Morgan, Ann .....	1996-97-98-99
Morris, Elyse .....	2003-06
Moshino, Gail .....	1973
Mundy, Carolyn .....	1971
Myers, Karlee .....	2008-09

## N

Nelson, Robin .....	1971
Niebrugge, Maria .....	1997-2001
Neptune, Stephany .....	2009-10
Noble, Mary .....	1985-86
Norrell, Cheryl .....	1992-94
Nwani, Nneka .....	2009-10; 10-11

## O

O'Brien, Ellen .....	1983-84-85-86
Oliver, Teri .....	2009-10; 10-11
Olsen, Dana .....	2006-07
Olsen, Krista .....	1971

## P

Pabst, Kathy .....	1979-80
Parker, Theresa .....	2005-06
Pauk, Erin .....	2005-06; 06-07; 07-08
Peebles, Rose .....	1983
Perry, Christine .....	2001-02; 02-03
Peterson, Lori .....	1981
Phillips, Hillary .....	2001-02; 02-03
Phillips, Jessie .....	1997-98
Pinkston, Dana .....	2002-03; 03-04
Plab, D.D. ....	1981-82-83-84
Pomeranke, Jill .....	1978-79
Powell (Auld), Judy .....	1970-71-72
Powell, Karen .....	1991-92-93-94

Presswood, Christine .....	2008-09; 09-10
Price, Connie .....	1981-82-83-84
Proctor, O'Desha .....	1996-97-98
Putnam, Meigan .....	1974

## R

Rakers, Amy .....	1988-89-90-91
Randle, Janet .....	1971
Ransom, Racquel .....	1992-93-94-95
Redeker, Karrie .....	1989-90-91-92
Reed, Renne .....	2010-11
Rendine, Pam .....	1977
Richardson, Eileen .....	1987-88-89-90
Rist, Nancy .....	1974-75
Rogers, Alondray .....	1980-81
Rogers, Kellye .....	1980
Rougeau, Angie .....	1990-91-92-93
Rowlett, Kathy .....	1970-71-72-73
Ruby, Diane .....	1979-80-81
Ruddock, Yvonne .....	1979
Rydzewski, Doreen .....	1971-72

## S

Sackman, Lori .....	1978-79
Sanders, Deanna .....	1988-89
Sanders, Tami .....	1984-85
Sales, Cortney .....	2006-07; 07-08
Saunders, Jeannette .....	1969
Schaeffer, Sue .....	1976-77-78
Schappaugh, Kathy .....	1978-79
Scheaffer, Mary .....	1980
Schmittgens, Terry .....	1982-83-84-85
Scott, Anita .....	1990-91-92-93
Seals, Tonda .....	1986-87-88-89
Searcy, Marti .....	1971
Shannon, CiCi .....	2010-11
Sheets, Vicki .....	1971
Slater, Heather .....	1993-94-95-96
Smart, Cathy .....	1971
Smith, Alison .....	1990-91
Smith, Courtney .....	1997-98; 98-99; 99-00; 00-01
Smith, Erica .....	2005-06; 06-07; 07-08; 08-09
Smith, Glennie .....	1974
Smith, Robin .....	1992-93
Spencer, Tiffany .....	1994-95-96-97
Stafko, Vicki .....	1979-80-81
Stanley, Jennifer .....	1969
Stearns, Carol .....	1969-70
Stepherson, Eryn .....	2008-09
Stevenson, Beth .....	1980-81-82
Stout, Bethel .....	1969-70
Sumrall, Angenette .....	1994-95
Swanson, Lori .....	1984
Sweere, Jayme .....	2005-06; 06-07; 07-08
Swingler, Katrina .....	2007-08; 08-09; 09-10; 10-11

## T

Tankson, Earlene .....	1971
Teague, Holly .....	2000-01; 01-02
Thouvenin, Anne .....	1985-86-87-88
Tolbert, Angela .....	2000-01
Towry, Pam .....	1976
Traylor, Tiffany .....	1998
Turnbull, Ann .....	1973-74

## V

Valli, Gena .....	1978
Verderber, Barb .....	1980-81
Vondrasek, Kathy .....	1975-76

## W

Wagner, Katie .....	2009-10
Wallace, Cozette .....	1984-85-86-87
Ward, Lacie .....	2008-09
Warring, Char .....	1981-82-83-84
Washington, Niki .....	1996-97
Watson, Robin .....	1970
Wegley, Jennifer .....	2000-01
Weis, Cheryl .....	1990-91
Whalin, Heather .....	1996-97
Williams, Jennifer .....	1993-94
Williams, Lynn .....	1977-78-79-80
Wilson, Linda .....	1983-84-85-86
Winkler, Jan .....	1975-76
Woodard, Geshla .....	1998-99; 99-00; 00-01; 01-02
Woods, Carmen .....	1982
Wright, Susan .....	1981-82-83

## Y

Young, Ellen .....	2007-08
Younger, Pat .....	1969



## YEARLY LEADERS

### POINTS

Season	Player	Points	Avg.
1974-75	Jan Winkler	320	16.8
1975-76	Jan Winkler	325	15.5
1976-77	Jeri Hoffman	320	14.5
1977-78	Bonnie Foley	401	16.7
1978-79	Sue Faber	524	20.1
1979-80	Connie Erickson	306	10.9
1980-81	Leola Greer	411	14.2
1981-82	Connie Price	367	12.7
1982-83	Char Warring	561	17.5
1983-84	Char Warring	477	17.0
1984-85	Petra Jackson	509	18.2
1985-86	Petra Jackson	487	16.8
1986-87	Ann Kattreh	394	15.2
1987-88	Mary Berghuis	317	11.7
1988-89	Cathy Kampwerth	344	11.9
1989-90	Amy Rakers	643	20.7
1990-91	Amy Rakers	527	18.2
1991-92	Anita Scott	425	13.7
1992-93	Anita Scott	385	13.3
1993-94	Rockey Ransom	255	17.0
1994-95	Nikki Gilmore	419	15.0
1995-96	Kasia McClendon	425	15.2
1996-97	Theia Hudson	428	15.3
1997-98	Theia Hudson	401	14.3
1998-99	Terica Hathaway	427	15.8
1999-00	Terica Hathaway	307	11.0
2000-01	Terica Hathaway	361	13.4
2001-02	Molly McDowell	328	12.6
2002-03	Molly McDowell	407	15.1
2003-04	Dana Pinkston	307	11.4
2004-05	Danette Jones	371	13.7
2005-06	Carlai Moore	457	17.6
2006-07	Carlai Moore	433	13.5
2007-08	Jayme Sweere	459	15.3
2008-09	Erica Smith	360	12.9
2009-10	Christine Presswood	428	15.9
2010-11	Teri Oliver	350	13.0

### REBOUNDS

Season	Player	Reb.	Avg.
1974-75	N/A	-	-
1975-76	Bonnie Foley	234	11.1
1976-77	Bonnie Foley	256	11.6
1977-78	Bonnie Foley	277	11.5
1978-79	Sue Faber	289	11.2
1979-80	Alondray Rogers	217	7.8
1980-81	Leola Greer	261	9.0
1981-82	Sue Faber	250	8.9
1982-83	Char Warring	268	8.4
1983-84	Char Warring	232	8.3
1984-85	Mary Berghuis	200	10.5
1985-86	Bridgett Bonds	215	7.4
1986-87	Bridgett Bonds	187	8.1
1987-88	Mary Berghuis	191	7.1
1988-89	Amy Rakers	244	8.4
1989-90	Amy Rakers	325	10.5
1990-91	Amy Rakers	311	10.7
1991-92	Kelly Firth	299	9.7
1992-93	Kelly Firth	268	9.2
1993-94	Angenette Sumrall	230	8.5
1994-95	Angenette Sumrall	248	8.9

1995-96	Christel Jefferson	222	7.9
1996-97	Theia Hudson	215	7.7
1997-98	Theia Hudson	187	6.7
1998-99	Terica Hathaway	150	5.6
1999-00	Kristine Abramowski	177	6.6
2000-01	Kristine Abramowski	167	6.2
2001-02	Geshla Woodard	175	6.5
2002-03	Katie Berwanger	158	5.9
2003-04	Katie Berwanger	235	8.7
2004-05	India Bruster	125	4.8
2005-06	Jayme Sweere	138	4.9
2006-07	Erica Smith	174	5.4
2007-08	Erica Smith	204	6.8
2008-09	Erica Smith	182	6.5
2009-10	Stephany Neptune	317	10.9
2010-11	GiGi Shannon	180	6.0

### ASSISTS

Season	Player	Assists	Avg.
1974-75	N/A	-	-
1975-76	N/A	-	-
1976-77	Pam Rendine	103	4.7
1977-78	Sue Schaeffer	73	3.0
1978-79	Lynne Williams	103	4.0
1979-80	Connie Erickson	164	5.9
1980-81	D.D. Plab	154	4.8
1981-82	D.D. Plab	130	4.5
1982-83	Sue Faber	167	5.1
1983-84	D.D. Plab	126	4.5
1984-85	Marialice Jenkins	133	4.8
1985-86	Marialice Jenkins	125	4.3
1986-87	Dana Fitzpatrick	94	3.0
	Marialice Jenkins	94	3.0
1987-88	Dana Fitzpatrick	90	4.1
1988-89	Dana Fitzpatrick	116	4.0
1989-90	Colleen Heimstead	129	4.2
1990-91	Amy Rakers	73	2.5
1991-92	Anita Scott	140	4.5
1992-93	Anita Scott	130	4.5
1993-94	Nikki Gilmore	150	5.6
1994-95	Nikki Gilmore	97	3.5
1995-96	Nikki Gilmore	98	4.1
1996-97	Kasia McClendon	153	5.5
1997-98	Beth Hasheider	112	4.0
1998-99	Maria Niebrugge	59	2.2
1999-00	Molly McDowell	82	2.9
2000-01	Holly Teague	117	4.3
2001-02	Holly Teague	115	4.3
2002-03	Molly McDowell	103	3.8
2003-04	Dana Pinkston	73	2.7
2004-05	Daphney Desamours	89	3.3
2005-06	Erin Pauk	106	3.8
2006-07	Erica Smith	85	2.7
2007-08	Jayme Sweere	96	3.2
2008-09	Erica Smith	81	2.9
2009-10	Stephany Neptune	145	5.0
2010-11	Brooke LeMar	135	4.5

### STEALS

Year	Player	G	Steals
1978-79	Sue Faber	26	71
1979-80	Connie Erickson	28	102
1980-81	Alondray Rogers	32	54

1981-82	Sue Faber	28	62
1982-83	Sue Faber	33	62
1983-84	Petra Jackson	28	52
1984-85	Petra Jackson	28	48
1985-86	Petra Jackson	29	62
1986-87	Ann Kattreh	26	48
1987-88	Bridgett Bonds	26	48
1988-89	Dana Fitzpatrick	29	61
1989-90	Amy Rakers	31	40
1990-91	Angie Rougeau	29	34
1991-92	Anita Scott	31	59
1992-93	Anita Scott	29	52
1993-94	Angenette Sumrall	27	58
1994-95	Kasia McClendon	28	112
1995-96	Kasia McClendon	28	101
1996-97	Kasia McClendon	28	131
1997-98	O'Desha Proctor	25	36
1998-99	O'Desha Proctor	26	44
1999-00	Molly McDowell	28	39
2000-01	Molly McDowell	27	52
2001-02	Molly McDowell	26	53
2002-03	Molly McDowell	27	54
2003-04	Katie Berwanger	27	41
2004-05	Daphney Desamours	27	44
2005-06	Jayme Sweere	28	42
2006-07	Jayme Sweere	32	56
2007-08	Erica Smith	30	54
2008-09	Erica Smith	28	49
2009-10	Stephany Neptune	29	71
2010-11	Teri Oliver	30	32

### BLOCKS

Year	Player	G	Blocks
1978-79	Bonnie Foley	24	33
1979-80	Alondray Rogers	28	18
1980-81	Alondray Rogers	32	34
1981-82	Sue Faber	28	20
1982-83	Sue Faber	33	31
1983-84	Char Warring	28	20
1984-85	Mary Berghuis	28	20
1985-86	Mary Berghuis	29	19
1986-87	Mary Berghuis	31	27
1987-88	Cathy Kampwerth	27	28
1988-89	Cathy Kampwerth	29	42
1989-90	Amy Rakers	31	27
1990-91	Amy Rakers	29	38
1991-92	Angie Rougeau	31	21
1992-93	Tiffany Bolden	29	35
1993-94	Angenette Sumrall	27	16
1994-95	Angenette Sumrall	28	17
1995-96	Niki Washington	20	13
1996-97	Meredith Jackson	25	22
1997-98	Melaniece Bardley	28	17
	Kristine Abramowski	26	17
1998-99	Melaniece Bardley	27	34
1999-00	Kristine Abramowski	27	29
2000-01	Kristine Abramowski	27	25
2001-02	Hillary Phillips	27	28
2002-03	Molly McDowell	27	23
2003-04	Katie Berwanger	27	13
2004-05	India Bruster	26	28
2005-06	Teresa Parker	26	13
2006-07	Jayme Sweere	32	24
2007-08	Jayme Sweere	30	22



## YEARLY LEADERS

2008-09	Erica Smith	28	11
	Adrianne Griffith	28	11
2009-10	Stephany Neptune	29	35
2010-11	CiCi Shannon	30	82

### 3-POINTERS MADE

Year	Player	G	3FGs
1986-87	Marialice Jenkins	31	22
1987-88	Deanna Sanders	27	30
1988-89	Deanna Sander	18	29
1989-90	Karrie Redeker	31	44
1990-91	Karrie Redeker	29	34
1991-92	Karrie Redeker	31	71
1992-93	Karen Powell	29	50
1993-94	Karen Powell	27	71
1994-95	Cari Hassell	28	79
1995-96	Kasia McClendon	28	47
1996-97	Meredith Jackson	25	44
1997-98	Meredith Jackson	28	47
1998-99	Terica Hathaway	27	21
1999-00	Molly McDowell	28	15
2000-01	Holly Teague	27	34
2001-02	Holly Teague	27	32
2002-03	Dana Pinkston	27	37
2003-04	Dana Pinkston	27	49
2004-05	Danette Jones	27	70
2005-06	Erin Pauk	28	29
	Jayne Sweere	28	29
2006-07	Debbie Burris	32	53
2007-08	Ellen Young	30	53
2008-09	Kaci Bailey	28	39
2009-10	Christine Presswood	27	75
2010-11	Teri Oliver	30	71

### FREE THROWS MADE

Year	Player	G	FTs
1977-78	Bonnie Foley	24	65
1978-79	Sue Faber	26	86
1979-80	Mary Boyes	28	50
1980-81	Leola Greer	29	65
1981-82	Connie Price	29	73
1982-83	Char Warring	32	93
	Connie Price	27	93
1983-84	Char Warring	28	123
1984-85	Petra Jackson	28	53
1985-86	Petra Jackson	29	63
	Bridgett Bonds	29	63
1986-87	Mary Berghuis	31	76
1987-88	Mary Berghuis	27	73
1988-89	Amy Rakers	29	57
1989-90	Amy Rakers	31	109
1990-91	Amy Rakers	29	103
1991-92	Kelly Firth	31	93
1992-93	Kelly Firth	29	68
1993-94	Nikki Gilmore	27	115
1994-95	Nikki Gilmore	28	84
1995-96	Nikki Gilmore	24	56
1996-97	Theia Hudson	28	76
1997-98	Theia Hudson	28	89
1998-99	Terica Hathaway	27	60
1999-00	Molly McDowell	28	54
2000-01	Molly McDowell	27	106
2001-02	Molly McDowell	26	94

2002-03	Molly McDowell	27	113
2003-04	Dana Pinkston	27	60
2004-05	Daphney Desamours	27	85
2005-06	Carlai Moore	26	76
2006-07	Dana Olsen	32	66
2007-08	Jayne Sweere	30	67
2008-09	Erica Smith	28	90
2009-10	Stephany Neptune	29	85
2010-11	Teri Oliver	30	69

### FIELD GOALS MADE

Year	Player	G	FGs
1977-78	Bonnie Foley	24	168
1978-79	Sue Faber	26	219
1979-80	Connie Erickson	28	135
1980-81	Leola Greer	29	173
1981-82	D.D. Plab	29	152
1982-83	Char Warring	32	234
1983-84	Char Warring	28	177
1984-85	Petra Jackson	28	228
1985-86	Petra Jackson	29	212
1986-87	Ann Kattreh	26	175
1987-88	Bridgett Bonds	26	124
1988-89	Cathy Kampwerth	29	150
1989-90	Amy Rakers	31	267
1990-91	Amy Rakers	29	212
1991-92	Anita Scott	31	181
1992-93	Anita Scott	29	160
1993-94	Angenette Sumrall	27	151
1994-95	Nikki Gilmore	28	152
1995-96	Kasia McClendon	28	170
1996-97	Theia Hudson	28	176
1997-98	Theia Hudson	28	156
1998-99	Terica Hathaway	27	173
1999-00	Terica Hathaway	28	129
2000-01	Terica Hathaway	27	154
2001-02	Molly McDowell	26	104
	Holly Teague	27	104
2002-03	Molly McDowell	27	130
2003-04	Katie Berwanger	27	109
2004-05	Danette Jones	27	124
2005-06	Carlai Moore	26	189
2006-07	Carlai Moore	32	192
2007-08	Jayne Sweere	30	182
2008-09	Jasmine Gibson	28	150
2009-10	Christine Presswood	27	147
2010-11	Katrina Swingler	40	107

### FIELD GOAL PCT.

Year	Player	FG%	FGs
1977-78	Bonnie Foley	.500	168-334
	Jill Pomeranke	.500	50-100
1978-79	Sue Faber	.490	219-439
1979-80	Leola Greer	.500	74-147
1980-81	Char Warring	.580	68-117
1981-82	Char Warring	.583	123-211
1982-83	Char Warring	.603	234-388
1983-84	Char Warring	.594	177-298
1984-85	Mary Berghuis	.561	128-228
1985-86	Bridgett Bonds	.583	165-283
1986-87	Mary Berghuis	.606	143-236
1987-88	Bridgett Bonds	.596	124-208

1988-89	Cyd Mitchell	.510	51-100
1989-90	Amy Rakers	.574	267-465
1990-91	Amy Rakers	.535	212-396
1991-92	Kelly Firth	.563	147-261
1992-93	Kelly Firth	.564	137-243
1993-94	Angenette Sumrall	.563	151-268
1994-95	Heather Slater	.513	80-156
	Christel Jefferson	.513	81-158
1995-96	Theia Hudson	.561	96-171
1996-97	Theia Hudson	.597	176-295
1997-98	Theia Hudson	.617	156-253
1998-99	Maria Niebrugge	.502	107-213
1999-00	Melaniece Bardley	.560	98-175
2000-01	Jodi Heiden	.507	37-73
2001-02	Jodi Heiden	.458	71-155
2002-03	Tiffany Crutcher	.425	76-179
2003-04	Katie Berwanger	.514	109-212
2004-05	Wendy Goodman	.440	48-109
2005-06	Carlai Moore	.548	189-345
2006-07	Carlai Moore	.560	192-343
2007-08	Jasmine Gibson	.504	113-224
2008-09	Jasmine Gibson	.490	150-306
2009-10	Nneka Nwani	.423	33-78
2010-11	Nneka Nwani	.500	28-56

### FREE THROW PCT.

Year	Player	FT%	FTs
1977-78	Jeri Hoffman	.700	37-53
1978-79	Diane Ruby	.780	25-32
1979-80	Diane Ruby	.697	23-33
1980-81	D.D. Plab	.780	42-54
1981-82	D.D. Plab	.811	60-74
1982-83	D.D. Plab	.814	57-70
1983-84	D.D. Plab	.820	41-50
1984-85	Petra Jackson	.779	53-68
1985-86	Petra Jackson	.829	63-76
1986-87	Ann Kattreh	.772	44-57
1987-88	Cathy Kampwerth	.771	27-35
1988-89	Tonda Seals	.758	47-62
1989-90	Colleen Heimstead	.844	54-64
1990-91	Amy Rakers	.799	103-129
1991-92	Kelly Firth	.756	93-123
1992-93	Angie Rougeau	.747	53-71
1993-94	Nikki Gilmore	.747	115-154
1994-95	Nikki Gilmore	.700	84-120
1995-96	Heather Slater	.765	52-68
1996-97	Beth Hasheider	.738	45-61
1997-98	Meredith Jackson	.919	34-37
1998-99	Terica Hathaway	.789	60-76
1999-00	Molly McDowell	.771	54-70
2000-01	Molly McDowell	.815	106-130
2001-02	Jodi Heiden	.855	59-69
2002-03	Molly McDowell	.904	113-125
2003-04	Dana Pinkston	.789	60-76
2004-05	Lecretia Akines	.769	20-26
2005-06	Jayne Sweere	.796	43-54
2006-07	Debbie Burris	.844	27-32
2007-08	Erin Pauk	.872	41-47
2008-09	Katrina Swingler	.843	43-51
2009-10	Katie Wagner	.793	23-29
2010-11	Teri Oliver	.758	69-91



# INDIVIDUAL RECORDS


## SINGLE-GAME RECORDS

Most Points	38	Sue Faber vs. Wisconsin-LaCrosse (2/10/79)
Most Rebounds	28	Stephany Neptune vs. Murray State (12/19/10)
Most Assists	15	Connie Erickson vs. Eastern Illinois (2/9/80)
Most Blocks	7	Kristine Abramowski vs. Indiana State (12/29/99)
Most Steals	9	5x, last by Daphney Desamours at Bradley (2/12/05)
Most FGs Made	18	Sue Faber vs. Wisconsin-LaCrosse (2/10/79)
Most FGs Attempted	28	Sue Faber vs. Northwestern (3/4/79)
Best FG Percentage*	1.000	2x, last by Theia Hudson (10-10) vs. Evansville (2/8/97)
Most FTs Made	17	Molly McDowell vs. Wichita State (1/13/01)
Most FTs Attempted	19	Molly McDowell vs. Wichita State (1/13/01)
Best FT Percentage*	1.000	Multiple, last by Danette Jones (11-11) vs. Creighton (12/31/04)
<b>Most 3FGs Made</b>	<b>7</b>	<b>3x, last by Teri Oliver vs. Missouri state 2/26/10</b>
<b>Most 3FGs Attempted</b>	<b>18</b>	<b>Teri Oliver vs. Missouri State (3/5/11)</b>
Best 3FG Percentage	.875	Karrie Redeker vs. Northern Iowa (2/6/92)

\* Minimum 10 attempts



### STEPHANY NEPTUNE




### AMY RAKERS

## CAREER RECORDS

Most Points	1,538	Amy Rakers	1987-91
Best Scoring Average	16.1	Jan Winkler	1974-76
Most Rebounds	1,014	Sue Faber	1979-83
Best Rebounding Avg	10.8	Bonnie Foley	1975-79
Most Assists	508	D.D. Plab	1980-84
Best Assist Average	4.2	D.D. Plab	1980-84
Most Blocks	104	Cathy Kampwerth	1985-89
Most Steals	366	Kasia McClendon	1994-97
Most FGs Made	650	Petra Jackson	1982-86
Most FGs Attempted	1,423	Sue Faber	1979-83
Best FG Percentage	.594	Char Warring	1980-84
Most FTs Made	367	Molly McDowell	1999-03
Most FTs Attempted	635	Char Warring	1980-84
Best FT Percentage	.842	Molly McDowell	1999-03
Most 3FGs Made	161	Karrie Redeker	1988-92
Most 3FGs Attempted	464	Karen Powell	1990-94
Best 3FG Percentage	.391	Deanna Sanders	1987-89
Most Games Played	121	D.D. Plab	1980-84
Most Minutes Played	3,572	Angie Rougeau	1989-93

## SINGLE-SEASON RECORDS

Most Points	643	Amy Rakers	1989-90
Best Scoring Average	20.7	Amy Rakers	1989-90
Most Rebounds	325	Amy Rakers	1989-90
Best Rebounding Avg	11.6	Bonnie Foley	1976-77
Most Assists	167	Sue Faber	1982-83
Best Assist Average	5.9	Connie Erickson	1979-80
<b>Most Blocks</b>	<b>82</b>	<b>GiGi Shannon</b>	<b>2010-11</b>
Most Steals	131	Kasia McClendon	1996-97
Most FGs Made	267	Amy Rakers	1989-90
Most FGs Attempted	465	Amy Rakers	1989-90
Best FG Percentage	.650	Connie Price	1982-83
Most FTs Made	123	Char Warring	1983-84
Most FTs Attempted	216	Char Warring	1982-83
Best FT Percentage	.904	Molly McDowell	2002-03
Most 3FGs Made	79	Cari Hassell	1994-95
Most 3FGs Attempted	269	Cari Hassell	1994-95
Best 3FG Percentage	.447	Erin Pauk	2007-08
Most Minutes Played	1,139	Anita Scott	1991-92



### SUE FABER



## SINGLE-GAME RANKINGS

### SCORING

Player (Opponent)	Date	Pts.
1. Sue Faber (UW-Lacrosse)	2/10/79	38
2. Marilyn Harris (N/A)	1966	37
3. Sue Faber (Cent. Mo.)	12/7/78	36
4. Molly McDowell (UE)	1/11/03	35
5. Jayme Sweere (Evansville)	1/26/08	33
Danette Jones (Bradley)	1/31/04	33
Rockey Ransom (Bradley)	1/4/94	33
Amy Rakers (No. Illinois)	11/28/90	33
Bonnie Foley (Louisville)	12/11/78	33
10. Amy Rakers (Illinois State)	3/20/90	32
Char Warring (Hawaii)	3/18/83	32
Sue Faber (UT-Martin)	2/2/79	32

### FIELD GOALS MADE

Player (Opponent)	Date	FG
1. Sue Faber (UW-Lacrosse)	2/10/79	18
2. Bonnie Foley (Louisville)	12/11/78	16
3. Sue Faber (Central Mo.)	12/7/78	15
4. Jayme Sweere (Evansville)	1/26/08	14
Rockey Ransom (Bradley)	1/4/94	14
Leola Greer (vs. Illinois)	2/18/81	14
Rosalyn Bartley (Ind. St.)	2/10/81	14
Ann Kattreh (Drake)	1/31/87	14
Amy Rakers (Western Ill.)	1/8/90	14

### FIELD GOALS ATTEMPTED

Player (Opponent)	Date	FGA
1. Terica Hathaway (UW-Lacrosse)	2/15/99	28
Sue Faber (Northwestern)	3/4/79	28
3. Sue Faber (Ind. State)	2/4/79	27
<b>4. Teri Oliver (Ind. State)</b>	<b>2/25/11</b>	<b>25</b>
Christine Presswood (Wichita St.)	2/28/10	25
Taneeya Worden (Missouri State)	1/12/08	25
Cari Hassell (SMS)	3/4/95	25
Nikki Gilmore (Wichita St.)	2/24/94	25
9. Katrina Swingler (Mo. State)	3/5/11	24
Christine Presswood (Illinois St.)	1/21/10	24
Jayme Sweere (Evansville)	1/26/08	24
Jayme Sweere (UNI)	3/1/08	24
Ann Kattreh (Drake)	1/31/87	24
Angie Rougeau (Colorado)	3/11/92	24
Anita Scott (Creighton)	3/9/93	24

### FREE THROWS MADE

Player (Opponent)	Date	FT
1. Molly McDowell (WSU)	11/13/01	17
2. Amy Rakers (NIU)	11/28/90	15
3. Erin Pauk (Drake)	1/21/06	12
Carlai Moore (S. Alabama)	11/25/05	12
Daphney Desamours (WSU)	2/3/05	12
Dana Pinkston (UNI)	2/29/04	12
Nikki Gilmore (Arizona St.)	12/20/93	12
Mary Berghuis (WKU)	12/19/87	12
9. Nikki Gilmore (WSU)	1/5/95	11
Tiffany Bolden (Illinois)	12/19/92	11
Amy Rakers (TTU)	1/15/90	11
Mary Berghuis (No. Ariz.)	12/5/86	11

Char Warring (Loyola)	2/26/84	11
Connie Price (Missouri)	1/30/82	11
Molly McDowell (WSU)	3/9/03	11

### FREE THROWS ATTEMPTED

Player (Opponent)	Date	FTA
1. Molly McDowell (WSU)	11/13/01	19
2. Nikki Gilmore (Arizona St.)	12/20/93	16
Amy Rakers (NIU)	11/28/90	16
4. Bridgett Bonds (WSU)	2/28/95	15
Char Warring (WKU)	12/8/83	15
Char Warring (ILS)	3/4/82	15
Connie Price (Missouri)	1/30/82	15
Sue Faber (Lambuth)	1/11/79	15

### 3-POINTERS MADE

Player (Opponent)	Date	3FG
<b>1. Teri Oliver (Missouri State)</b>	<b>2/26/10</b>	<b>7</b>
Danette Jones (Bethune-Cookman)	12/18/04	7
Karrie Redeker (UNI)	2/6/92	7
<b>4. Teri Oliver (Ind. State)</b>	<b>2/25/11</b>	<b>6</b>
Christine Presswood (Wichita St.)	2/28/10	6
<b>Teri Oliver (Missouri State)</b>	<b>1/28/10</b>	<b>6</b>
<b>Teri Oliver (Drake)</b>	<b>1/14/10</b>	<b>6</b>
<b>Teri Oliver (N. Illinois)</b>	<b>11/22/09</b>	<b>6</b>
Kaci Bailey (Central Arkansas)	12/16/08	6
Danette Jones (Tenn. Tech)	11/28/04	6
Danette Jones (Bradley)	1/31/04	6
Dana Pinkston (Ind. St.)	2/12/04	6
Dana Pinkston (UE)	2/10/03	6
Cari Hassell (ILS)	2/11/95	6
Karen Powell (ILS)	2/19/94	6
Karen Powell (Vanderbilt)	2/2/94	6
Karen Powell (Drake)	1/13/94	6
Karen Powell (Murray St.)	12/8/93	6
Karen Powell (WSU)	1/10/93	6
Karen Powell (WSU)	3/7/92	6
Karrie Redeker (Virginia)	11/24/89	6
Karrie Redeker (Murray St.)	12/12/89	6
Deanna Sanders (Drake)	1/7/89	6

### 3-POINTERS ATTEMPTED

Player (Opponent)	Date	3FGA
<b>1. Teri Oliver (Mo. State)</b>	<b>3/5/11</b>	<b>18</b>
2. Cari Hassell (SMS)	3/4/95	17
Cari Hassell (Vanderbilt)	11/27/94	17
4. Christine Presswood (Wichita St.)	2/28/10	16
Danette Jones (Bethune-Cookman)	12/18/04	16
Danette Jones (Iowa)	11/19/04	16
Karen Powell (Drake)	1/13/94	16
<b>8. Teri Oliver (Ind. State)</b>	<b>3/10/11</b>	<b>15</b>
<b>Teri Oliver (Ind. State)</b>	<b>2/25/11</b>	<b>15</b>
<b>Teri Oliver (Ind. State)</b>	<b>1/29/11</b>	<b>15</b>
<b>Teri Oliver (UT Martin)</b>	<b>11/12/10</b>	<b>15</b>
Cari Hassell (Drake)	3/10/95	15
Karen Powell (ILS)	2/19/94	15
Karen Powell (Vanderbilt)	2/2/94	15
Karen Powell (WSU)	1/29/94	15

### REBOUNDING

Player (Opponent)	Date	Reb
1. Stephany Neptune (Murray St.)	12/19/09	28
2. Angenette Sumrall (Ind. St.)	2/17/94	21
Sue Faber (UT-Martin)	2/2/79	21
Kathy Vondrasek (SEMO)	1/25/75	21
5. Katie Berwanger (Long Island)	11/28/03	20
Christel Jefferson (Fla. Int.)	12/18/95	20
Bridgett Bonds (WSU)	12/28/86	20
Connie Price (Vanderbilt)	12/10/83	20
Kathy Vondrasek (EIU)	2/22/75	20
Jan Winkler (Murray St.)	2/11/75	20
10. Kathy Vondrasek (Murray St.)	2/11/75	19
Bonnie Foley (Northwestern)	3/8/79	19
Jan Winkler (UW-Lacrosse)	3/11/76	19

### STEALS

Player (Opponent)	Date	S
1. Kasia McClendon (vs. BU)	3/1/97	9
Kasia McClendon (vs. UE)	1/11/97	9
Kasia McClendon (vs. Memphis)	12/17/96	9
Lynne Williams (vs. Central Mo.)	12/7/78	9
5. Kasia McClendon (vs. INS)	2/27/97	8
Kasia McClendon (vs. ILS)	1/5/97	8
Kasia McClendon (vs. UNI)	2/17/96	8
Kasia McClendon (vs. ILS)	1/12/95	8
Kasia McClendon (vs. INS)	1/14/95	8
Connie Erickson (vs. Purdue)	2/2/80	8
Sue Faber (vs. WIU)	2/19/79	8

### ASSISTS

Player (Opponent)	Date	A
1. Connie Erickson (vs. EIU)	2/9/80	15
2. Katerina Garcia (at Wichita St.)	2/28/10	12
Marialice Jenkins (vs. INS)	3/6/85	12
D.D. Plab (vs. Tenn.-Martin)	1/23/81	12
D.D. Plab (vs. WKU)	2/21/81	12
Lynne Williams (n Northwestern)	3/8/79	12
Connie Erickson (Dartmouth)	12/27/79	12
8. Molly McDowell (INS)	1/25/03	11

### BLOCKS

Player (Opponent)	Date	B
<b>1. GiGi Shannon (Evansville)</b>	<b>1/15/11</b>	<b>7</b>
Kristine Abramowski (INS)	12/29/99	7
<b>3. GiGi Shannon (Illinois St.)</b>	<b>1/27/11</b>	<b>6</b>
<b>GiGi Shannon (Bradley)</b>	<b>1/21/11</b>	<b>6</b>
<b>GiGi Shannon (W. Michigan)</b>	<b>11/24/10</b>	<b>6</b>
Tiffany Bolden (INS)	2/8/93	6
Cathy Kampwerth (Drake)	2/6/88	6
<b>8. GiGi Shannon (N. Illinois)</b>	<b>11/19/10</b>	<b>5</b>
Melaniece Bardley (Murray State)	11/20/98	5
Meredith Jackson (INS)	1/3/97	5
Cathy Kampwerth (WSU)	1/21/89	5
Cathy Kampwerth (Drake)	2/4/89	5
Char Warring (UT Martin)	1/23/81	5
Char Warring (SEMO)	12/5/81	5

# INDIVIDUAL RECORDS



INDIVIDUAL RECORDS

## SINGLE-SEASON RANKINGS

### SCORING

	<u>Player</u>	<u>Year</u>	<u>Pts.</u>
1.	Amy Rakers	1989-90	643
2.	Char Warring	1982-83	561
3.	Amy Rakers	1990-91	527
4.	Sue Faber	1978-79	524
5.	Petra Jackson	1984-85	509
6.	Petra Jackson	1985-86	487
7.	Char Warring	1983-84	477
8.	Carlai Moore	2005-06	457
9.	Connie Price	1982-83	449
10.	Carlai Moore	2006-07	433



**CHAR WARRING**

### SCORING AVERAGE

	<u>Player</u>	<u>Year</u>	<u>Avg.</u>
1.	Amy Rakers	1989-90	20.7
2.	Sue Faber	1978-79	20.1
3.	Amy Rakers	1990-91	18.2
	Petra Jackson	1984-85	18.2
5.	Carlai Moore	2005-06	17.6
6.	Char Warring	1982-83	17.5
7.	Rockey Ransom	1993-94	17.0
	Char Warring	1983-84	17.0
9.	Petra Jackson	1985-86	16.8
	Jan Winkler	1974-75	16.8

### FIELD GOALS ATTEMPTED

	<u>Player</u>	<u>Year</u>	<u>FGA</u>
1.	Amy Rakers	1989-90	465
2.	Petra Jackson	1984-85	454
3.	Jayne Sweere	2007-08	441
4.	Sue Faber	1978-79	439
5.	Petra Jackson	1985-86	428
6.	Kasia McClendon	1995-96	424
7.	Terica Hathaway	1998-99	421
8.	Terica Hathaway	2000-01	401
9.	Cari Hassell	1994-95	399
10.	Amy Rakers	1990-91	396

### FREE THROWS MADE

	<u>Player</u>	<u>Year</u>	<u>FTM</u>
1.	Char Warring	1983-84	123
2.	Nikki Gilmore	1993-94	115
3.	Molly McDowell	2002-03	113
4.	Amy Rakers	1989-90	109
5.	Molly McDowell	2000-01	106
6.	Amy Rakers	1990-91	103
7.	Molly McDowell	2001-02	94
8.	Connie Price	1982-83	93
	Char Warring	1982-83	93
10.	Erica Smith	2008-09	90

### FIELD GOALS MADE

	<u>Player</u>	<u>Year</u>	<u>FGM</u>
1.	Amy Rakers	1989-90	267
2.	Char Warring	1982-83	234
3.	Petra Jackson	1984-85	228
4.	Sue Faber	1978-79	219
5.	Amy Rakers	1990-91	212
	Petra Jackson	1985-86	212
7.	Carlai Moore	2006-07	192
8.	Carlai Moore	2005-06	189
9.	Jayne Sweere	2007-08	182
10.	Anita Scott	1991-92	181

### FIELD GOAL PCT.

	<u>Player</u>	<u>Year</u>	<u>Pct.</u>
1.	Connie Price (178-274)	1982-83	.650
2.	Theia Hudson (156-253)	1997-98	.617
3.	Mary Berghuis (143-236)	1986-87	.606
4.	Char Warring (234-388)	1982-83	.603
5.	Bridgett Bonds (124-208)	1987-88	.596
6.	Theia Hudson (176-295)	1996-97	.595
7.	Bridgett Bonds (142-239)	1986-87	.594
	Char Warring (177-298)	1983-84	.594
9.	Bridgett Bonds (165-283)	1985-86	.583
	Char Warring (123-211)	1981-82	.583

### FREE THROWS ATTEMPTED

	<u>Player</u>	<u>Year</u>	<u>FTA</u>
1.	Char Warring	1982-83	216
2.	Char Warring	1983-84	192
3.	Nikki Gilmore	1993-94	154
4.	Theia Hudson	1997-98	152
5.	Connie Price	1982-83	149
6.	Amy Rakers	1989-90	144
7.	Theia Hudson	1996-97	137
8.	Daphney Desamours	2004-05	135
9.	Sue Faber	1978-79	132
10.	Molly McDowell	2000-01	130

### FREE THROW PCT. (min. 50 made)

	<u>Player</u>	<u>Year</u>	<u>Pct.</u>
1.	Molly McDowell (113-125)	2002-03	.904
2.	Jodi Heiden (59-69)	2001-02	.855
3.	Molly McDowell (94-111)	2001-02	.847
4.	Colleen Heimstead (54-65)	1989-90	.844
5.	Kristina Swingler (43-51)	2008-09	.843
6.	Petra Jackson (63-76)	1985-86	.829
7.	Molly McDowell (106-130)	2000-01	.815
8.	D.D. Plab (57-70)	1982-83	.814
9.	D.D. Plab (60-74)	1981-82	.811
10.	Amy Rakers (103-129)	1990-91	.799



**CONNIE PRICE**



## SINGLE-SEASON RANKINGS

# INDIVIDUAL RECORDS



**BONNIE FOLEY**

### ASSISTS

Player	Year	A
1. Sue Faber	1982-83	167
2. Connie Erickson	1979-80	165
3. D.D. Plab	1980-81	154
4. Kasia McClendon	1996-97	153
5. Nikki Gilmore	1993-94	150
6. Stephany Neptune	2009-10	145
7. Anita Scott	1991-92	140
<b>8. Brooke LeMar</b>	<b>2010-11</b>	<b>135</b>
9. Marialice Jenkins	1984-85	133
10. Anita Scott	1992-93	130
D.D. Plab	1981-82	130
Beth Stevenson	1980-81	130

### 3-POINTERS MADE

Player	Year	3FG
1. Cari Hassell	1994-95	79
2. Christine Presswood	2009-10	75
<b>3. Teri Oliver</b>	<b>2009-10</b>	<b>74</b>
<b>4. Teri Oliver</b>	<b>2010-11</b>	<b>71</b>
Karen Powell	1993-94	71
Karrie Redeker	1991-92	71
6. Danette Jones	2004-05	70
7. Debbie Burris	2006-07	53
Ellen Young	2007-08	53
9. Karen Powell	1992-93	50

### REBOUNDING

Player	Year	Reb
1. Amy Rakers	1989-90	325
2. Stephany Neptune	2009-10	317
3. Amy Rakers	1990-91	311
4. Kelly Firth	1991-92	299
5. Sue Faber	1978-79	289
6. Bonnie Foley	1977-78	277
7. Kelly Firth	1992-93	268
Char Warring	1982-83	268
9. Leola Greer	1980-81	261
10. Bonnie Foley	1976-77	256

### STEALS

Player	Year	S
1. Kasia McClendon	1996-97	131
2. Kasia McClendon	1994-95	112
3. Connie Erickson	1979-80	102
4. Kasia McClendon	1995-96	101
5. Sue Faber	1978-79	71
Stephany Neptune	2009-10	71
7. Petra Jackson	1985-86	62
Sue Faber	1982-83	62
Sue Faber	1981-82	62
10. Dana Fitzpatrick	1988-89	61

### 3-POINTERS ATTEMPTED

Player	Year	3FGA
1. Cari Hassell	1994-95	269
<b>2. Teri Oliver</b>	<b>2010-11</b>	<b>237</b>
<b>3. Teri Oliver</b>	<b>2009-10</b>	<b>226</b>
4. Karen Powell	1993-94	222
5. Christine Presswood	2009-10	189
6. Danette Jones	2004-05	183
7. Karrie Redeker	1991-92	178
8. Dana Pinkston	2003-04	153
9. Kasia McClendon	1995-96	150
10. Debbie Burris	2006-07	142

### REBOUNDING AVERAGE

Player	Year	Avg.
1. Bonnie Foley	1976-77	11.6
2. Bonnie Foley	1977-78	11.5
3. Sue Faber	1978-79	11.1
Bonnie Foley	1975-76	11.1
5. Stephany Neptune	2009-10	10.9
6. Amy Rakers	1990-91	10.7
7. Amy Rakers	1989-90	10.5
Mary Berghuis	1984-85	10.5
Sue Faber	1977-78	10.5
10. Kelly Firth	1991-92	9.7

### BLOCKS

Player	Year	B
<b>1. CiCi Shannon</b>	<b>2010-11</b>	<b>82</b>
2. Cathy Kampwerth	1988-89	42
3. Amy Rakers	1990-91	38
4. Tiffany Bolden	1992-93	35
Stephany Neptune	2009-10	35
6. Melaniece Bardley	1998-99	34
Alondray Rogers	1980-81	34
8. Bonnie Foley	1978-79	33
9. Sue Faber	1982-83	31
10. Kristine Abramowski	1999-00	29

### 3-POINT PCT.

Player	Year	Pct.
1. Erin Pauk (34-76)	2007-08	.447
2. Deanna Sanders (29-65)	1988-89	.446
3. Meredith Jackson (44-100)	1996-97	.440
4. Anita Scott (19-46)	1992-93	.413
5. Ellen Young (53-130)	2007-08	.408
6. Marialice Jenkins (22-54)	1986-87	.407
7. Nikki Gilmore (31-77)	1994-95	.403
8. Angie Rougeau (16-40)	1991-92	.400
9. Karrie Redeker (71-178)	1991-92	.399
10. Meredith Jackson	1997-98	.398



**CICI SHANNON**



# INDIVIDUAL RECORDS

## CAREER RANKINGS

### SCORING

Player	Years	Pts.
1. Amy Rakers	1987-91	1,538
2. Char Warring	1980-84	1,530
3. Sue Faber	1979-83	1,507
4. Petra Jackson	1982-86	1,475
5. D.D. Plab	1980-84	1,380
6. Connie Price	1980-84	1,271
Molly McDowell	1999-03	1,271
8. Terica Hathaway	1997-01	1,238
9. Bridgett Bonds	1984-88	1,227
10. Mary Berghuis	1984-88	1,218
11. Jayme Sweere	2005-08	1,192
12. Bonnie Foley	1975-79	1,183
13. Kasia McClendon	1993-97	1,167
14. Angie Rougeau	1989-93	1,138
15. Theia Hudson	1994-98	1,134
16. Nikki Gilmore	1992-96	1,128
17. Jeri Hoffman	1975-79	1,127
18. Jasmine Gibson	2005-09	1,096
19. Kelly Firth	1989-93	1,093
20. Ann Kattreh	1983-87	1,060

### SCORING AVERAGE

Player	Years	Avg.
1. Jan Winkler	1974-76	16.1
2. Carlai Moore	2005-07	15.3
3. Amy Rakers	1987-91	13.9
4. Sue Faber	1979-83	13.7
5. Jayme Sweere	2005-08	13.2
6. Char Warring	1980-84	13.1
7. Petra Jackson	1982-86	12.9
Bonnie Foley	1975-79	12.9
9. Jeri Hoffman	1975-79	12.7
10. Kasia McClendon	1993-97	12.3

### FIELD GOALS MADE

Player	Years	FGM
1. Petra Jackson	1982-86	650
2. Amy Rakers	1987-91	630
3. Sue Faber	1979-83	629
4. Char Warring	1980-84	602
5. D.D. Plab	1980-84	590
6. Bridgett Bonds	1984-88	516
Terica Hathaway	1997-01	516
8. Connie Price	1980-84	511
9. Mary Berghuis	1984-88	503
10. Bonnie Foley	1975-79	483

### FIELD GOALS ATTEMPTED

Player	Years	FGA
1. Sue Faber	1979-83	1,423
2. D.D. Plab	1980-84	1,335
3. Petra Jackson	1982-86	1,333
4. Terica Hathaway	1997-01	1,323
5. Amy Rakers	1987-91	1,173
6. Jayme Sweere	2005-08	1,170
7. Jeri Hoffman	1975-79	1,155
8. Angie Rougeau	1989-93	1,141
9. Kasia McClendon	1993-97	1,108
10. Molly McDowell	1999-03	1,032

### FIELD GOAL PCT.

Player	Years	Pct.
1. Char Warring	1980-84	.594
2. Theia Hudson	1994-98	.590
3. Bridgett Bonds	1984-88	.575
4. Mary Berghuis	1984-88	.574
5. Connie Price	1980-84	.571
6. Carlai Moore	2005-07	.554
7. Kelly Firth	1989-93	.547
8. Leola Greer	1979-81	.539
9. Amy Rakers	1987-91	.537
10. Cozette Wallace	1983-87	.524

### FREE THROWS MADE

Player	Years	FT
1. Molly McDowell	1999-03	367
2. Char Warring	1980-84	326
3. Amy Rakers	1987-91	278
4. Nikki Gilmore	1992-96	268
5. Sue Faber	1979-83	251
6. Connie Price	1980-84	249
7. Kelly Firth	1989-93	239
8. Theia Hudson	1994-98	238
9. Mary Berghuis	1984-88	212
10. Erica Smith	2005-09	208

### FREE THROWS ATTEMPTED


Player	Years	FTA
1. Char Warring	1980-84	635
2. Molly McDowell	1999-03	436
3. Theia Hudson	1994-98	416
4. Connie Price	1980-84	408
5. Sue Faber	1979-83	381
6. Nikki Gilmore	1992-96	377
7. Amy Rakers	1987-91	367
8. Bridgett Bonds	1984-88	343
9. Kelly Firth	1989-93	331
10. Mary Berghuis	1984-88	318

### FREE THROW PCT.

Player	Years	Pct.
1. Molly McDowell	1999-03	.842
3. Erin Pauk	2005-08	.811
2. D.D. Plab	1980-84	.806
4. Petra Jackson	1982-86	.785
4. Amy Hayden	2002-06	.770
6. Jodi Heiden	2000-04	.767
7. Amy Rakers	1987-91	.757
Dana Pinkston	2002-04	.757
9. Katrina Swingler	2007-11	.751
10. Ann Kattreh	1983-87	.736

### REBOUNDING

Player	Years	Reb.
1. Sue Faber	1979-83	1,014
2. Bonnie Foley	1975-79	998
3. Amy Rakers	1987-91	945
4. Char Warring	1980-84	907
5. Kelly Firth	1989-93	811
6. Mary Berghuis	1984-88	778
7. Connie Price	1980-84	744
8. Bridgett Bonds	1984-88	717
9. Terica Hathaway	1997-01	668
10. Jeri Hoffman	1975-79	666
11. Petra Jackson	1982-86	641
12. Erica Smith	2005-09	613
13. Theia Hudson	1994-98	608
14. Angie Rougeau	1989-93	588
15. Christel Jefferson	1992-96	576



**MOLLY MCDOWELL**



## CAREER RANKINGS

# INDIVIDUAL RECORDS



**TERI OLIVER**

## ASSISTS

Player	Years	A
1. D.D. Plab	1980-84	508
2. Angie Rougeau	1989-93	382
3. Kasia McClendon	1993-97	365
4. Nikki Gilmore	1992-96	361
5. Marialice Jenkins	1983-87	360
6. Molly McDowell	1999-03	355
7. Anita Scott	1989-93	325
8. Dana Fitzpatrick	1985-89	323
9. Colleen Heimstead	1988-92	309
10. Sue Faber	1979-83	290

## REBOUNDING AVERAGE

Player	Years	Avg.
1. Bonnie Foley	1975-79	10.8
2. Sue Faber	1979-83	9.2
3. Angenette Sumrall	1993-95	8.7
4. Amy Rakers	1987-91	8.5
Terica Hathaway	1997-01	8.5
6. Char Warring	1980-84	7.7
7. Jeri Hoffman	1975-79	7.5
8. Alondray Rogers	1979-81	7.3
9. Kelly Firth	1989-93	7.1
10. Bridgett Bonds	1984-88	7.0
Connie Price	1980-84	7.0

## 3-POINT PCT.

Player	Years	Pct.
1. Deanna Sanders	1987-89	.391
2. Meredith Jackson	1996-99	.388
3. Debbie Burris	2006-07	.373
4. Karrie Redeker	1988-92	.371
5. Erica Smith	2005-09	.356
6. Erin Pauk	2005-08	.353
Danette Jones	2001-05	.353
8. Kaci Bailey	2005-09	.348
9. Daphney Desamours	2003-05	.347
10. Nikki Gilmore	1992-96	.339

## STEALS

Player	Years	S
1. Kasia McClendon	1993-97	366
2. Sue Faber	1979-83	203
3. Molly McDowell	1999-03	198
4. Petra Jackson	1982-86	189
5. D.D. Plab	1980-84	177
6. Erica Smith	2005-09	166
7. Bridgett Bonds	1984-88	157
8. Nikki Gilmore	1992-96	141
9. Anita Scott	1989-93	140
10. Dana Fitzpatrick	1985-89	137
Jayme Sweere	2005-08	137
12. Kelly Firth	1989-93	119
13. Kristine Abramowski	1997-01	117
14. Amy Rakers	1987-91	116
15. Char Warring	1980-84	113

## 3-POINTERS MADE

Player	Years	3FG
1. Karrie Redeker	1988-92	161
2. Karen Powell	1990-94	157
3. Danette Jones	2001-05	153
<b>4. Teri Oliver</b>	<b>2009-pr.</b>	<b>145</b>
5. Molly McDowell	1999-03	104
6. Kasia McClendon	1993-97	103
7. Meredith Jackson	1996-99	91
8. Jayme Sweere	2005-08	86
Dana Pinkston	2002-04	86
19. Erin Pauk	2005-08	84

## BLOCKS

Player	Years	B
1. Cathy Kampwerth	1985-89	104
2. Mary Berghuis	1984-88	83
<b>3. CiCi Shannon</b>	<b>2010-pr.</b>	<b>82</b>
Melaniece Bardley	1996-00	82
Kristine Abramowski	1997-01	82
6. Amy Rakers	1987-91	79
Char Warring	1980-84	79
8. Sue Faber	1979-83	61
9. Jayme Sweere	2005-08	58
10. Bridgett Bonds	1984-88	56

## 3-POINTERS ATTEMPTED

Player	Years	3FGA
1. Karen Powell	1990-94	464
2. Teri Oliver	2009-present	463
3. Danette Jones	2001-05	434
Karrie Redeker	1988-92	434
5. Kasia McClendon	1993-97	327
6. Molly McDowell	1999-03	312
7. Dana Pinkston	2002-04	285
8. Cari Hassell	1994-95	269
9. Jayme Sweere	2005-08	256
10. Meredith Jackson	1996-99	255



**KARRIE REDEKER**



## HONORS/AWARDS

### MISSOURI VALLEY CONFERENCE HONORS



**KASIA MCCLENDON**

### SPECIALTY AWARDS

#### COACH OF THE YEAR

2007 Dana Eikenberg  
**DEFENSIVE PLAYER OF THE YEAR**

1995 Kasia McClendon  
1996 Kasia McClendon  
1997 Kasia McClendon

#### NEWCOMER OF THE YEAR

1995 Cari Hassell  
2000 Holly Teague  
2006 Carlai Moore

#### FRESHMAN OF THE YEAR

1995 Cari Hassell

2005-06 Jayme Sweere  
2006-07 Jayme Sweere  
2007-08 Jayme Sweere  
Erin Pauk  
Erica Smith  
2008-09 Kaci Bailey  
Jasmine Gibson  
2009-10 Christine Presswood

### WEEKLY HONORS

#### PLAYER OF THE WEEK

1992-93 Anita Scott 2/15/93  
1993-94 Rocky Ransom 1/4/94  
Nikki Gilmore 3/1/94  
1994-95 Christel Jefferson 2/27/95  
1995-96 Kasia McClendon 1/8/96  
Kasia McClendon 2/5/96  
1996-97 Kasia McClendon 12/16/96  
Kasia McClendon 3/3/97  
1999-00 Melaniece Bardley 11/22/99  
2000-01 Danielle Lawary 12/27/00  
2001-02 Molly McDowell 12/3/01  
2006-07 Jayme Sweere 1/15/07  
2007-08 Jasmine Gibson 12/26/07

#### NEWCOMER OF THE WEEK

2005-06 Jayme Sweere 11/28/05  
Carlai Moore 1/3/06  
Carlai Moore 1/23/06  
Carlai Moore 3/6/06  
2006-07 Debbie Burris 1/2/06  
Dana Olsen 1/15/07  
2007-08 Tanaeya Worden 11/12/07  
2008-09 Alex Hart 3/9/09  
2009-10 Stephany Neptune 11/23/09  
2009-10 Stephany Neptune 12/21/09  
2009-10 Stephany Neptune 1/4/10  
2009-10 Stephany Neptune 3/1/10  
2009-10 Stephany Neptune 3/8/10

#### SCHOLAR-ATHLETE OF THE WEEK

2006-07 Erica Smith 1/25/07

### SCHOLAR-ATHLETES

#### FIRST-TEAM

1992-93 Kelly Firth  
1999-00 Melaniece Bardley  
2005-06 Erin Pauk

#### SECOND-TEAM

1996-97 Beth Hasheider  
1997-98 Beth Hasheider  
2002-03 Molly McDowell  
2003-04 Katie Berwanger  
Danette Jones  
2006-07 Erin Pauk  
Erica Smith  
2008-09 Erica Smith

#### HONORABLE MENTION

1995-96 Beth Hasheider  
1996-97 Branda Anderson  
1997-98 Meredith Jackson  
Melaniece Bardley  
1998-99 Terica Hathaway  
2000-01 Kristine Abramowski  
2002-03 Katie Berwanger  
2003-04 Dana Pinkston

### ALL-MVC

#### FIRST-TEAM

1992-93 Kelly Firth  
Anita Scott  
1993-94 Nikki Gilmore  
Angenette Sumrall  
1994-95 Nikki Gilmore  
1995-96 Nikki Gilmore  
Kasia McClendon  
1996-97 Kasia McClendon  
1998-99 Terica Hathaway  
2006-07 Carlai Moore

#### SECOND-TEAM

2005-06 Carlai Moore  
2006-07 Jayme Sweere  
2009-10 Stephany Neptune

#### HONORABLE MENTION

1992-93 Tiffany Bolden  
1994-95 Kasia McClendon  
Angenette Sumrall  
1996-97 Theia Hudson  
1997-98 Theia Hudson  
2002-03 Molly McDowell  
2006-07 Erica Smith  
2008-09 Erica Smith  
2009-10 Christine Presswood  
2010-11 Teri Oliver

#### ALL-FRESHMAN TEAM

1996-97 Meredith Jackson  
2005-06 Jasmine Gibson  
2006-07 Dana Olsen  
2007-08 Ellen Young  
2009-10 Teri Oliver

#### ALL-DEFENSIVE TEAM


2006-07 Jayme Sweere  
2007-08 Erica Smith

#### ALL-NEWCOMER TEAM

1994-95 Cari Hassell

#### ALL-TOURNAMENT

1995-96 Kasia McClendon



**NIKKI GILMORE**



## GATEWAY CONFERENCE HONORS

## NATIONAL HONORS

### ALL-GATEWAY FIRST-TEAM

- 1982-83 Connie Price  
Char Warring
- 1983-84 Char Warring
- 1984-85 Petra Jackson
- 1985-86 Petra Jackson
- 1986-87 Bridgett Bonds  
Ann Kattreh
- 1989-90 Amy Rakers
- 1990-91 Amy Rakers
- 1991-92 Kelly Firth  
Anita Scott

### SECOND-TEAM

- 1985-86 Bridgett Bonds
- 1987-88 Bridgett Bonds  
Mary Berghuis
- 1988-89 Dana Fitzpatrick  
Cathy Kampwerth

### HONORABLE MENTION

- 1983-84 Petra Jackson  
Connie Price
- 1984-85 Ann Kattreh
- 1986-87 Mary Berghuis
- 1991-92 Karrie Redeker

### ALL-TOURNAMENT

- 1990 Amy Rakers

### SPECIALTY AWARDS

#### MOST VALUABLE PLAYER

- 1986-87 Bridgett Bonds
- 1989-90 Amy Rakers

#### TOURNAMENT MVP

- 1990 Amy Rakers

#### COACH OF THE YEAR

- 1985 Cindy Scott
- 1986 Cindy Scott

#### ALL-DECADE

- Amy Rakers

### WEEKLY HONORS

#### PLAYER OF THE WEEK

- 1983-84 Petra Jackson 12/5/83  
D.D. Plab 1/16/84  
Char Warring 2/28/84
- 1984-85 Petra Jackson 12/17/84
- 1985-86 Petra Jackson 12/2/85  
Petra Jackson 2/3/86
- 1986-87 Ann Kattreh 2/3/87
- 1988-89 Cathy Kampwerth 1/17/89  
Tonda Seals 2/28/89
- 1989-90 Amy Rakers 12/12/89  
Amy Rakers 1/16/90  
Amy Rakers 3/6/90
- 1990-91 Amy Rakers 12/4/90  
Amy Rakers 1/22/91
- 1991-92 Angie Rougeau 1/7/92

### ACADEMIC ALL-DISTRICT SECOND-TEAM

- 2005-06 Erin Pauk
- 2008-09 Erica Smith

### DISTRICT COACH OF THE YEAR

- 1987 Cindy Scott
- 1990 Cindy Scott

### ALL-DISTRICT

- 1987 Bridgett Bonds

### OLYMPIC SPORTS FESTIVAL

- 1985 Bridgett Bonds
- 1987 Dana Fitzpatrick  
Cathy Kampwerth
- 1991 Anita Scott
- 1993 Nikki Gilmore
- 1994 Christel Jefferson

### USA NATIONAL TEAM

- 1991 Anita Scott

### WBCA ACADEMIC TOP-25 HONOR ROLL

- 2004-05 22nd (3.314 GPA)
- 2006-07 19th (3.31 GPA)
- 2007-08 12th (3.371 GPA)

# HONORS/AWARDS

## PROGRAM HONORS/AWARDS

### SALUKI SPORTS HALL OF FAME

- 1982 Cleo Ulm (fh/sb)
- 1982 Virginia Gordon (vb)
- 1982 Marie Ballard (fh/sb/vb)
- 1983 Toni Smith (vb/fh/sb/bad)
- 1983 Gloria Bonali (tn/sb/fh)
- 1983 Lynn Hastie Fitzpatrick (glf/fh)
- 1984 Bethel Stout (sb/fh/bad/vb/trk)
- 1985 Bonnie Foley
- 1986 Sandy Lemon (glf)
- 1988 Sue Faber
- 1989 Char Warring
- 1990 Connie Price-Smith
- 1991 Petra Jackson
- 1992 Judy Powell Auld (tn/sb/fh/coach)
- 1993 Bridgett Bonds Williams
- 1994 Cindy Scott
- 1996 Amy Rakers
- 1998 Teri Merickel (glf, sb, fh)
- 1999 Anita Scott
- 2003 Mary Berghuis
- 2005 Kasia McClendon
- 2011 Kelly Firth Hatfield

### SALUKI ATHLETICS HONORS

#### SIU FEMALE ATHLETE OF THE YEAR

- 1979 Sue Faber
- 1986 Petra Jackson
- 1987 Bridgett Bonds
- 1990 Amy Rakers
- 1991 Amy Rakers

#### VIRGINIA GORDON AWARD

- 1987 Ann Kattreh
- 1992 Colleen Heimstead
- 1993 Kelly Firth

#### SIU OUTSTANDING LEADER ATHLETE

- 1987 Marialice Jenkins
- 1998 Branda Anderson

### TEAM AWARDS

#### CINDY SCOTT INTENSE DESIRE TO WIN AWARD

- 1999 Jessie Phillips
- 2000 Melaniece Bardley
- 2001 Terica Hathaway  
Molly McDowell
- 2002 Holly Teague
- 2003 Molly McDowell

#### GEORGE IUBELT DEFENSIVE AWARD

- 1989 Dana Fitzpatrick
- 1992 Karrie Redeker
- 1993 Angie Rougeau
- 1994 Christel Jefferson
- 1995 Kasia McClendon
- 1996 Kasia McClendon
- 1997 Kasia McClendon
- 1999 O'Desha Proctor
- 2000 Kristine Abramowski
- 2001 Holly Teague
- 2002 Hillary Phillips
- 2003 Hillary Phillips

#### RETIRED JERSEY NUMBERS

- 44 Sue Faber



# SALUKI WOMEN'S BASKETBALL 2011-12



## CAREER TOTALS DIRECTORY

Sorted by Total Points

Player (Seasons)	GP	MIN	FG-A	FG%	FT-A	FT%	REB	AVG	PF	A	TO	B	S	PTS	AVG
1. Amy Rakers (1987-91)	111	3008	630-1173	.537	278-367	.757	945	8.5	315	191	247	79	116	1538	13.9
2. Char Warring (1980-84)	117	-	602-1014	.594	326-635	.513	907	7.8	307	58	214	60	113	1530	13.1
3. Sue Faber (1979-83)	111	-	629-1423	.442	251-381	.659	1014	9.2	246	290	314	61	203	1507	13.7
4. Petra Jackson (1982-86)	114	3283	650-1333	.488	175-223	.785	641	5.6	203	268	267	25	189	1475	12.9
5. D.D. Plab (1980-84)	121	-	590-1335	.442	200-248	.806	229	1.9	229	508	509	39	177	1380	11.4
6. Connie Price (1980-84)	107	-	511-895	.571	249-408	.610	744	7.0	347	71	264	33	86	1271	11.9
Molly McDowell (1999-03)	108	3258	400-1032	.388	367-436	.842	405	3.8	287	355	374	51	198	1271	11.8
8. Terica Hathaway (1997-01)	106	3013	516-1323	.390	162-229	.707	552	5.2	203	181	296	31	109	1238	11.7
9. Bridgett Bonds (1984-88)	103	2774	516-898	.575	195-343	.569	717	7.0	291	185	305	56	157	1227	11.9
10. Mary Berghuis (1984-88)	115	3186	503-877	.574	212-318	.667	778	6.8	356	142	209	83	106	1218	10.6
11. Jayme Sweere (2005-08)	90	2726	467-1170	.399	172-243	.708	506	5.6	201	253	236	58	137	1192	13.2
12. Bonnie Foley (1975-79)	92	-	483-1025	.471	147-246	.598	998	10.8	-	-	-	-	-	1183	12.9
13. Kasia McClendon (1993-97)	95	2884	465-1108	.420	134-226	.593	419	4.4	190	365	289	5	366	1167	12.3
14. Angie Rougeau (1989-93)	120	3572	444-1141	.389	206-287	.718	588	4.9	259	382	311	49	109	1138	9.5
15. Theia Hudson (1994-98)	107	2235	448-759	.590	238-416	.572	610	5.7	219	33	174	15	45	1134	10.6
16. Nikki Gilmore (1992-96)	103	2496	390-976	.400	268-377	.711	226	2.2	252	361	375	10	141	1128	11.0
17. Jeri Hoffman (1975-79)	89	-	453-1155	.392	151-218	.693	666	7.5	-	268	-	-	-	1127	12.7
18. Jasmine Gibson (2005-09)	107	2728	458-954	.480	161-221	.729	495	4.6	248	88	183	29	96	1096	10.2
19. Kelly Firth (1989-93)	115	2911	427-780	.547	239-331	.722	811	7.1	315	109	187	19	119	1093	9.5
20. Ann Kattreh (1983-87)	98	2769	466-998	.467	128-174	.736	302	3.1	158	175	183	36	104	1060	10.8
21. Erica Smith (2005-09)	118	3176	328-732	.448	208-311	.669	613	5.2	264	278	338	49	166	932	7.9
22. Anita Scott (1989-93)	117	2973	384-818	.469	134-224	.598	268	2.3	154	325	283	8	140	923	7.9
23. Carlai Moore (2005-07)	58	1759	381-688	.554	124-172	.721	278	4.8	164	87	115	11	42	890	15.3
24. Cathy Kampwerth (1985-89)	115	2275	367-711	.516	132-199	.663	521	4.5	195	85	172	104	65	868	7.5
25. Dana Fitzpatrick (1985-89)	104	2733	374-934	.400	112-183	.612	476	4.6	217	323	271	19	167	862	8.3
26. Danette Jones (2001-05)	108	2437	285-806	.354	131-185	.708	163	1.5	120	91	156	5	39	854	8.0
27. Katrina Swingler (2007-11)	113	2293	340-795	.428	133-177	.751	446	3.9	366	78	189	31	97	818	7.2
28. Melaniece Bardley (1996-00)	111	2554	308-651	.473	165-270	.611	557	5.0	361	91	253	82	96	782	7.0
29. Karrie Redeker (1988-92)	110	2190	257-689	.373	49-74	.662	254	2.3	128	198	147	6	61	724	6.6
30. Teri Oliver (2009-present)	55	1885	226-700	.323	121-157	.771	198	3.6	143	85	151	16	69	718	13.1
31. O'Desha Proctor (1995-99)	101	2217	257-848	.324	120-173	.694	373	3.7	198	179	264	15	121	689	6.8
32. Racquel Ransom (1991-95)	94	2095	289-604	.478	166-240	.692	463	4.9	202	92	139	8	63	687	7.3
33. Christel Jefferson (1992-96)	105	2291	298-621	.480	85-178	.478	576	5.5	282	166	200	22	69	686	6.5
34. Tiffany Bolden (1990-93)	79	1324	278-600	.463	105-170	.618	393	5.0	167	52	112	52	52	661	8.4
35. Tonda Seals (1985-89)	103	2000	268-645	.416	108-164	.659	165	1.6	160	137	164	12	85	650	6.3
36. Mary Boyes (1979-82)	79	-	278-662	.420	93-138	.674	247	3.1	156	151	225	9	40	649	8.2
37. Angenette Sumrall (1993-95)	55	1414	252-488	.516	127-222	.572	478	8.7	191	46	114	33	100	631	11.5
38. Leola Greer (1979-81)	54	-	247-458	.539	98-140	.700	369	6.8	122	58	104	12	67	592	11.0
39. Erin Pauk (2005-08)	90	2704	186-499	.373	129-159	.811	222	2.5	162	250	169	5	74	585	6.5
40. Holly Teague (2000-02)	54	1898	193-571	.338	130-176	.739	184	3.4	126	232	249	3	63	582	10.7
41. Tiffany Crutcher (2000-04)	100	1646	227-532	.427	115-173	.665	269	2.7	248	46	149	36	32	570	5.7
42. Karen Powell (1990-94)	97	1327	187-550	.340	36-52	.692	93	1.0	110	78	119	2	29	567	5.8
43. Lynn Williams (1976-80)	81	-	250-627	.399	56-91	.615	283	3.5	220	246	306	-	-	556	6.9
44. Kristine Abramowski (1997-01)	101	2357	212-403	.526	124-211	.588	535	5.3	265	116	248	82	117	550	5.4
Dana Pinkston (2002-04)	54	1574	179-520	.344	106-140	.757	192	3.6	144	152	217	3	71	550	10.1
46. Alondray Rogers (1979-81)	60	-	239-531	.450	66-118	.559	437	7.3	149	51	153	52	86	544	9.1
47. Katie Berwanger (1999-04)	96	1985	131-546	.340	54-98	.551	487	5.1	220	64	167	28	102	517	5.4
48. Marialice Jenkins (1983-87)	104	2940	214-452	.473	64-98	.653	255	2.4	124	360	268	7	103	514	4.9
49. Jodi Heiden (2000-04)	90	1687	191-424	.450	99-129	.767	350	3.9	146	66	151	21	50	491	5.5
50. Heather Slater (1992-96)	91	1359	186-381	.488	110-173	.636	293	3.2	171	37	92	17	61	482	5.3
51. Christine Presswood (2008-2010)	45	1136	165-436	.378	71-99	.717	102	4.4	77	55	95	7	26	480	2.9
52. Cozette Wallace (1983-87)	108	1408	194-370	.524	90-166	.542	337	3.1	227	83	142	33	31	478	4.4
53. Maria Niebrugge (1997-01)	72	1676	210-440	.477	42-68	.618	311	4.4	76	113	123	3	56	463	6.4
54. Meredith Jackson (1996-99)	71	1365	146-367	.398	57-63	.905	161	2.3	60	107	91	38	23	448	6.3
55. Daphney Desamours (2003-05)	52	1206	161-422	.382	106-180	.589	178	3.4	130	125	193	2	63	445	8.6
56. Colleen Heimstead (1988-92)	118	2639	145-385	.377	125-170	.735	267	2.3	187	309	320	7	90	416	3.5
57. Beth Hasheider (1994-98)	108	2116	116-328	.353	132-196	.673	186	1.7	166	204	218	2	66	406	3.8
58. Geshla Woodard (1999-02)	80	1237	166-414	.401	69-115	.600	315	3.9	157	38	120	31	47	401	5.0
59. Deanna Kibelkis (1986-90)	111	1364	160-369	.434	75-116	.647	181	1.6	132	99	125	13	35	395	3.6
60. Rosalyn Bartley (1980-82)	38	-	181-402	.450	25-34	.735	104	2.7	55	39	74	3	37	387	10.2
61. Carri Hassell (1994-95)	28	782	131-399	.328	41-61	.672	86	3.1	55	39	58	3	41	382	13.6



# SALUKI WOMEN'S BASKETBALL 2011-12



Player (Seasons)	GP	MIN	FG-A	FG%	FT-A	FT%	REB	AVG	PF	A	TO	B	S	PTS	AVG
62. Elyse Morris (2003-06)	58	1593	151-365	.410	42-63	.670	233	4.0	153	109	164	7	56	374	6.5
63. Jill Pomeranke (1977-79)	-	-	162-333	.486	30-44	.682	106	-	56	60	109	-	-	361	-
64. Courtney Smith (1997-01)	72	1451	132-367	.360	86-167	.515	245	3.4	107	143	190	4	60	359	5.0
65. Ellen Young (2007-08)	30	855	127-319	.398	51-74	.689	106	3.5	62	46	52	2	26	358	11.9
66. Stephany Neptune (2009-2010)	29	1045	125-308	.406	85-133	.639	317	10.9	92	145	163	35	71	335	11.6
67. Connie Erickson (1979-80)	28	-	135-336	.402	36-70	.514	75	2.7	80	164	141	9	102	306	10.9
68. Sandy Martin (1978-82)	77	-	134-327	.410	29-49	.604	113	1.5	72	46	91	0	33	297	3.9
69. Rose Peeples (1982-83)	33	1058	127-259	.490	32-41	.780	128	3.9	85	45	64	6	27	286	8.7
70. Alison Smith (1990-91)	29	830	104-257	.405	60-77	.779	71	2.5	45	59	53	7	23	271	9.4
71. Dana Olsen (2006-07)	32	721	101-195	.518	66-91	.725	117	3.7	81	34	59	9	18	270	8.4
72. Diane Ruby (1978-81)	54	-	110-333	.330	48-65	.738	147	2.7	50	58	93	1	35	268	5.0
73. Debbie Burris (2006-07)	32	852	93-234	.397	27-32	.844	60	1.9	47	46	39	16	36	266	8.3
Wendy Goodman (2001-05)	83	1293	107-232	.461	52-85	.612	263	3.2	168	33	87	14	28	266	3.2
75. Kelly Geistler (1991-95)	95	1050	113-273	.414	39-70	.557	220	2.3	112	23	73	15	13	265	2.8
76. Deanna Sanders (1987-89)	45	960	91-247	.368	23-31	.742	64	1.4	39	54	80	3	23	264	5.9
77. Hillary Phillips (2001-03)	54	1475	99-263	.376	47-84	.560	248	4.6	132	113	91	49	85	262	4.9
78. Amy Hayden (2002-06)	88	1361	93-317	.290	30-39	.770	135	1.5	63	116	105	0	33	258	2.9
Cyd Mitchell (1987-91)	96	934	107-214	.500	44-74	.595	203	2.1	67	54	62	11	22	258	2.7
80. Niki Washington (1996-97)	48	739	91-282	.323	42-71	.592	132	2.8	77	55	78	28	42	244	5.1
81. Kaci Bailey (2005-09)	101	1321	71-213	.333	37-53	.698	70	0.7	63	71	69	3	34	241	2.4
82. Anne Thouvenin (1984-88)	87	1001	104-269	.387	18-34	.529	77	0.9	65	72	78	5	26	226	2.6
83. Pam Rendine (1977)	23	-	99-241	.411	22-34	.647	48	2.1	56	103	84	-	-	220	9.6
84. Beth Stevenson (1979-82)	62	-	55-157	.350	100-163	.613	39	0.6	112	184	167	1	52	210	3.4
85. Vicki Stafko (1978-81)	69	-	94-248	.379	21-33	.636	120	1.7	110	39	78	14	16	209	3.0
86. Tiffany Spencer (1993-97)	102	996	76-182	.418	56-120	.467	181	1.8	161	10	97	26	12	208	2.0
87. Danielle Lawary (2000-02)	41	400	73-160	.456	60-96	.625	108	2.6	78	15	26	7	22	206	5.0
88. LaQuanda Chavours (1992-96)	74	1286	85-244	.348	28-53	.528	188	2.5	83	59	94	5	42	202	2.7
89. Susan Wright (1980-83)	51	-	87-194	.448	22-39	.564	70	1.4	57	-	-	-	-	196	3.8
90. Angela Tolbert (2000-01)	27	555	75-195	.385	45-60	.750	86	3.2	46	28	57	4	18	195	7.2
91. Robin Deterding (1976-78)	-	-	83-183	.454	21-41	.512	228	-	58	28	68	-	-	187	-
92. Kellye Rogers (1980)	27	-	74-176	.420	35-52	.673	112	4.2	60	11	41	1	17	183	6.8
93. Eleanor Carr (1982-84)	60	1075	71-155	.458	40-71	.563	109	1.8	116	124	147	2	80	182	3.0
94. Ellen O'Brien (1982-86)	83	750	65-155	.419	45-87	.517	131	1.6	59	33	53	10	23	175	2.1
95. Sidney Goins (2010-present)	28	608	65-181	.359	16-24	.667	59	2.1	42	26	71	4	12	171	6.1
Alex Hart (2008-09)	27	687	51-176	.290	41-67	.612	57	2.1	69	36	57	1	21	170	6.3
98. Cheryl Weis (1989-91)	53	628	79-157	.503	11-20	.550	124	2.3	64	14	33	12	16	169	3.2
99. Terry Schmittgens (1981-85)	62	581	52-125	.416	51-75	.680	146	2.4	50	32	51	16	39	157	2.5
100. Stephanie Brown (2002-04)	37	522	60-160	.375	34-55	.618	105	2.8	55	39	60	10	43	156	4.2
101. Lecretia Akines (2003-05)	46	880	66-166	.398	23-32	.719	84	1.8	43	20	81	6	20	155	3.4
102. Olivia Lett (2008-2010)	28	548	53-147	.360	27-32	.843	73	2.6	55	37	54	5	7	148	5.6
103. Courtney Slaes (2006-08)	55	764	56-143	.392	31-57	.544	156	2.8	93	17	53	2	29	143	2.6
Nneka Nwani (2009-11)	53	748	61-134	.455	21-54	.389	165	3.1	117	3	59	25	24	143	2.7
105. CiCi Shannon (2010-present)	30	604	56-141	.397	30-52	.577	180	6.0	103	9	46	82	19	142	4.7
106. Robin Smith (1992-93)	29	502	58-162	.358	20-34	.588	52	1.8	31	41	52	0	11	140	4.8
107. Katerina Garcia (2009-2010)	28	674	42-151	.278	26-59	.610	71	2.5	52	93	100	3	27	138	4.9
Charnise Mitchell (2010-present)	26	565	42-115	.365	53-90	.589	124	4.8	54	19	57	4	8	138	5.3
109. Brooke LeMar (2010-present)	30	968	43-142	.303	38-54	.704	93	3.1	74	135	176	1	29	133	4.4
Tanaeya Worden (2007-08)	23	496	42-158	.266	25-31	.806	35	1.5	51	35	35	2	33	133	5.8
111. Eboni Crayton (2009-10)	34	551	51-139	.367	29-45	.644	81	2.4	53	15	33	12	15	132	3.9
112. Janina Lopez (1999-00)	28	342	45-140	.321	5-11	.455	27	1.0	20	26	35	0	10	128	4.6
113. Renee Reed (2010-2011)	22	357	43-138	.312	4-9	.556	27	1.2	12	15	33	3	8	124	5.6
114. India Bruster (2004-05)	32	427	51-129	.400	20-31	.645	129	4.0	64	6	42	28	21	122	3.8
Jessie Phillips (1996-99)	63	1097	53-199	.266	19-31	.613	152	2.4	84	55	108	0	24	122	1.9
116. Linda Wilson (1982-86)	60	440	45-88	.511	31-52	.596	92	1.5	74	12	51	5	12	121	2.0
117. Adrienne Griffith (2008-09)	26	395	41-100	.410	31-69	.449	109	4.2	65	5	50	11	14	117	4.5
Kerri Hawes (1989-90)	28	366	51-113	.451	15-26	.577	73	2.6	33	10	19	2	11	117	4.2
119. LaToya Graves (1999-00)	28	440	43-133	.323	20-37	.541	65	2.3	67	37	49	6	20	112	4.0
120. Cheri Bacon (1981-85)	35	434	42-98	.429	23-40	.575	82	2.3	47	29	52	6	16	107	3.1
121. Branda Anderson (1994-98)	73	472	45-116	.388	13-29	.448	101	1.4	63	19	42	9	17	103	1.4
Eileen Richardson (1986-90)	70	696	34-102	.333	35-55	.636	56	0.8	83	60	111	7	34	103	1.5
123. Jennifer Williams (1992-94)	49	378	36-79	.456	30-41	.732	64	1.3	49	9	27	7	11	102	2.1
Kim Frick (1981-83)	40	-	37-77	.481	28-42	.667	64	1.6	39	-	-	-	-	102	2.6

# CAREER TOTALS DIRECTORY



# SALUKI WOMEN'S BASKETBALL 2011-12




## CAREER TOTALS DIRECTORY

Player (Seasons)	GP	MIN	FG-A	FG%	FT-A	FT%	REB	AVG	PF	A	TO	B	S	PTS	AVG
125. Regina Banks (1986-88)	43	320	29-84	.345	43-71	.606	94	2.2	35	10	27	1	17	101	2.3
126. Katy Freeman (2005-06)	22	413	37-101	.366	20-28	.714	42	1.9	27	16	25	0	14	96	4.4
Amy Hortsman (1988-92)	51	367	34-72	.472	28-46	.609	62	1.2	44	10	36	7	12	96	1.9
128. Tami Sanders (1983-85)	38	361	29-78	.372	33-60	.550	76	2.0	49	14	28	7	8	91	2.4
129. Megan Miller (2001-03)	50	425	29-117	.248	22-40	.550	70	1.4	68	18	43	10	10	89	1.8
130. Kathy Pabst (1978-80)	39	-	32-73	.438	21-33	.636	51	1.3	46	5	28	2	5	85	2.2
Clarise Jones (2003)	25	323	35-113	.310	6-7	.857	22	0.9	24	16	30	2	5	85	3.4
132. Bernetta Grayer (2003-05)	40	327	35-86	.407	15-18	.833	67	1.7	57	8	28	11	7	80	2.0
133. Mary Schaeffer (1979-80)	20	-	35-75	.467	15-19	.789	80	4.0	41	5	14	10	4	78	3.8
Kim Holloway (1998-00)	29	659	28-112	.250	21-40	.525	62	2.1	51	42	69	0	17	78	2.7
135. Endia Joiner (1990-92)	36	274	27-68	.397	22-42	.524	76	2.1	56	14	26	10	9	76	2.1
136. Karlee Myers (2008-09)	28	378	23-74	.311	27-44	.614	51	1.8	32	13	24	3	10	75	2.7
137. LaToya Hambrick (2008-2010)	31	399	23-56	.410	21-40	.525	89	3.4	74	6	30	1	5	67	2.1
138. Gentry Dietz (2005-07)	25	327	23-59	.390	17-30	.567	74	3.0	45	7	32	13	8	63	2.5
139. Tracy Holscher (1992-96)	55	316	24-88	.273	9-22	.409	18	0.3	26	13	29	0	10	64	1.2
140. Theresa Parker (2005-06)	26	318	25-57	.439	11-18	.611	67	2.6	31	4	23	13	3	61	2.3
141. Tiffany Traylor (1997-99)	33	332	19-72	.264	14-34	.412	36	1.1	32	21	45	3	14	57	1.7
142. Christine Perry (2001-03)	48	333	13-76	.171	21-33	.636	21	0.4	22	24	62	0	8	53	1.1
143. Barb Verderber (1979-81)	20	-	25-53	.472	2-5	.400	34	1.7	27	3	11	0	2	52	2.6
Mary Biondi (1978-80)	-	-	15-29	.517	22-31	.710	12	-	31	10	-	-	-	52	-
145. Mary Beidick (1987-88)	16	130	21-51	.412	2-6	.333	8	0.5	14	10	10	2	4	47	2.9
146. Julie Madura (2003)	19	300	17-47	.362	9-23	.391	25	1.3	29	18	26	0	3	46	2.4
147. Pam Mann (1981-83)	33	150	8-17	.471	29-43	.674	8	0.2	13	15	27	0	11	45	1.4
148. Lynn Morancie (1999-00)	29	261	14-50	.280	11-14	.785	22	0.7	39	17	47	1	7	40	1.3
Katie Wagner (2009-2010)	23	365	8-29	.276	23-29	.793	66	2.9	42	8	25	3	8	39	1.7
150. Jordyn Courier (2001-present)	23	187	13-50	.260	4-10	.400	13	0.6	22	5	18	2	5	39	1.7
Eryn Stepherson (2008-09)	21	291	15-57	.263	1-4	.250	12	0.6	19	19	11	1	9	36	1.7
Laura Cooper (2003)	19	102	13-39	.333	0-1	.000	2	0.1	7	4	11	1	1	36	1.9
153. Paris Campbell (2007-08)	24	186	16-33	.485	3-9	.333	33	1.4	32	7	17	5	4	35	1.5
154. Gena Valli (1977-78)	-	-	10-31	.323	8-9	.889	38	-	25	7	7	-	-	28	-
155. Ann Morgan (1996-00)	30	130	8-15	.533	11-17	.647	23	0.8	27	4	12	6	3	27	0.9
Lisa Dye (1983-85)	15	41	10-17	.588	7-9	.778	19	1.3	4	1	7	0	2	27	1.8
157. Heather Whalin (1995-97)	26	137	10-28	.357	4-9	.444	24	0.9	11	14	18	0	6	26	1.0
158. Raquel Miller (2010-present)	26	260	12-38	.316	1-3	.333	38	1.5	31	5	22	11	3	25	1.0
Cindy Farr (1986-88)	17	52	8-18	.444	9-11	.818	10	0.6	9	1	5	0	0	25	1.5
160. Jennifer Wegley (2000-01)	16	151	11-31	.355	0-1	.000	22	1.4	25	9	10	1	5	22	1.4
161. Mary Noble (1984-86)	17	79	4-17	.235	12-16	.750	18	1.1	6	6	11	0	4	20	1.2
162. Taylor Ignoto (2010-11)	17	115	6-30	.200	3-6	.500	11	0.6	9	3	19	3	2	17	1.0
163. Grace Johnson (1988-91)	21	77	5-19	.263	4-10	.400	14	0.7	9	2	8	1	2	15	0.7
164. Deb Koher Plummer (1985-88)	25	56	5-13	.385	3-5	.600	10	0.4	3	0	7	0	0	13	0.5
Sandy Lemon (1976-79)	11	-	6-28	.214	1-5	.200	3	0.3	2	0	2	-	-	13	1.2
166. Rani Brandon (2010-11)	7	54	5-12	.417	2-4	.500	11	1.6	6	1	4	1	2	12	1.7
167. Kathy Schappaugh (1978-80)	-	-	4-10	.400	2-5	.400	15	-	9	3	7	-	-	10	-
168. Lacie Ward (2008-09)	5	21	3-10	.300	0-0	.000	3	0.6	4	0	4	0	2	9	1.8
Courtney Grant (2006-07)	15	33	4-7	.571	1-2	.500	1	0.1	2	1	2	0	2	9	0.6
Lori Swanson (1983-84)	11	33	3-6	.500	3-5	.600	4	0.4	2	1	4	0	1	9	0.8
Jennifer Edmonds (1980-81)	8	-	4-10	.400	1-5	.200	6	0.8	0	1	2	0	1	9	1.1
172. Mary Marable (1981-82)	6	26	3-10	.300	2-4	.500	6	1.0	5	2	5	1	0	8	1.3
Lori Peterson (1980-81)	5	-	4-7	.571	0-1	.000	5	1.0	2	1	1	0	1	8	1.6
174. Vicki Hampton (2003)	12	55	3-7	.429	1-2	.500	9	0.8	4	0	5	1	0	7	0.6
175. Olivia Patterson (2010)	8	96	2-18	.111	2-6	.333	14	1.8	5	6	17	0	9	6	0.8
176. Tanya Drndarevic (1990-91)	5	3	2-2	1.000	0-0	.000	0	0.0	1	0	1	0	0	4	0.8
Cynthia Joy (1981-82)	6	19	2-3	.667	0-1	.000	6	1.0	7	1	7	0	0	4	0.7
Jane Evers (1978-79)	9	-	1-5	.200	1-2	.500	4	0.4	3	0	4	0	0	3	0.3
168. Cheryl Norrell (1991-95)	7	19	0-5	.000	2-5	.400	6	0.9	2	0	1	0	0	2	0.3
Nicole Howe (2008-2010)	4	22	0-1	.000	2-4	.500	6	1.5	5	1	3	0	0	2	0.5
Joyce Gallagher (1979-80)	8	-	1-4	.250	0-1	.000	1	0.1	4	3	3	0	1	2	0.3
171. Ashley Giritharan (2009-2011)	5	9	0-2	.000	0-0	.000	0	0.0	1	0	0	0	0	0	0.0
Brenna Saline (2007-08)	1	2	0-0	.000	0-0	.000	0	0.0	0	0	0	0	0	0	0.0
Leah Holcomb (1998-99)	1	2	0-0	.000	0-0	.000	0	0.0	3	0	2	0	0	0	0.0
Cindy Bukauskas (1978-79)	3	-	0-1	.000	0-1	.000	0	0.0	1	1	2	0	0	0	0.0
Yvonne Roddack (1978-79)	2	-	0-0	.000	0-0	.000	1	0.5	0	0	0	0	0	0	0.0



**Tom Weber**  
Assistant Athletic Director  
for Media Services



**Bill Ford**  
Associate Director of Media Services  
Women's Basketball Contact



**Scott Gierman**  
Assistant Director of Media Services



**Megan Krampfer**  
Graduate Assistant



**John Lock**  
Graduate Assistant

**Robin Thuringer**  
Undergraduate Assistant

**Tim McCaughan**  
Student Assistant

**Tyler Wooten**  
Student Assistant



**SIUSalukis.com**

**Mailing Address:** Mail Code 6620  
Room 117 SIU Arena  
Carbondale, IL 62901

**Shipping Address:** Saluki Media Services  
117 SIU Arena  
Carbondale, IL 62901

**Phone:** (618) 453-7236 | **Fax:** (618) 453-2648 | **Davies Gym Press Row:** (319) 850-3352

## STAFF DIRECTORY

### TOM WEBER

**Sport Assignments:** Men's Basketball, Football  
**Office:** (618) 453-7235 | **Cell:** (618) 528-1111 | **E-Mail:** tomweber@siu.edu

### BILL FORD

**Sport Assignments:** Women's Basketball, Volleyball  
**Office:** (618) 453-7102 | **Cell:** (319) 850-3352 | **E-Mail:** bford@siu.edu

### SCOTT GIERMAN

**Sport Assignments:** Baseball  
**Office:** (618) 453-5470 | **Cell:** (618) 694-9107 | **E-Mail:** sgierman@siu.edu

### MEGAN KRAMPFER

**Sport Assignments:** Softball, Women's Golf  
**Office:** (618) 453-5465 | **Cell:** (618) 334-5321 | **E-Mail:** megkramp@siu.edu

### JOHN LOCK

**Sport Assignments:** Swimming and Diving, Men's Golf  
**Office:** (618) 453-7236 | **Cell:** (309) 333-0132 | **E-Mail:** jflock2@siu.edu

### ROBIN THURINGER

**Sport Assignments:** Cross Country, Track & Field  
**Office:** (618) 453-7236 | **Cell:** (815) 545-1752 | **E-Mail:** rthuringer@siu.edu

### TIM MCCAUGHAN

**Sport Assignments:** Women's Tennis  
**Office:** (618) 453-7236 | **Cell:** (618) 841-2139 | **E-Mail:** timmcc@siu.edu

### TYLER WOOTEN

**Sport Assignments:** Men's Tennis  
**Office:** (618) 453-7236 | **Cell:** (815) 488-9437 | **E-Mail:** w815316@siu.edu

## DIRECTIONS TO SIU ARENA

• *From the West...*  
Take Interstate 64 East to Route 127 South (mile marker 50). Route 127 joins Route 13 at Pinckneyville (23 miles south of I-64). Take Route 13 into Carbondale. Make a right at US 51/S. Illinois Ave. Drive approximately 1 mile, turn right onto Saluki Blvd.

• *From the North and East...*  
Take Interstate 57, exit at Marion and go west on Route 13. Stay on Route 13 until crossing the railroad tracks in downtown Carbondale. Make a left at US 51/S. Illinois Ave. Drive approximately 1 mile, turn right onto Saluki Blvd.

• *From the South...*  
Take U.S. Highway 51 North to Saluki Blvd. Turn left onto Saluki Blvd.

## MEDIA

School Newspaper Daily Egyptian  
Sports Editor TBA  
Beat Writer Brandon Willingham  
Address Communications Building,  
SIUC Carbondale, IL 62901  
Phone (618) 536-3311  
Website www.dailyegyptian.com

Local Newspaper Southern Illinoian  
Sports Editor Les Winkler  
Beat Writer Pete Spitzer  
Address 710 Illinois Ave. Carbondale,  
IL 62901  
Phone (618) 529-5454  
Website www.thesouthern.com

Television WSIL, TV3  
Sports Director Darren Kinnard  
Address 1415 Country Aire Drive,  
Carterville, Ill. 62918  
Phone (618) 985-2333  
Website www.wsiltv.com

Student Radio WSIU, 91.9FM  
Sports Director Logan Lee  
Address Communications Building,  
SIUC Carbondale, IL 62901  
Phone (618) 453-6101

Internet Radio WIDB  
Sports Director Sam Donets  
Address SIUC Student Center,  
4th Floor, Carbondale, IL 62901  
Phone (618) 536-2361  
Website www.widb.net

MEDIA SERVICES