

Southern Illinois University Edwardsville



2011 Baseball

2011 SIUE Baseball Radio/TV Roster



#1

Mike Swinnen
Freshman
Mt. Vernon, Ill.
B/T: Left/Right



#2

Matt Highland
Sophomore
Kankakee, Ill.
B/T: Left/Right



#3

Brett Keeler
Junior
Munster, Ind.
B/T: Right/Right



#4

Thad Hawkins
Junior
Pinckneyville, Ill.
B/T: Right/Right



#5

Luke Partridge
Sophomore
Anna, Ill.
B/T: Left/Right



#6

Chase Green
Freshman
Effingham, Ill.
B/T: Right/Right



#7

Travis Becherer
Sophomore
Highland, Ill.
B/T: Left/Left



#8

Mitch Matecki
Junior
Millstadt, Ill.
B/T: Right/Right



#10

Devin Caldwell
Freshman
Cottage Hills, Ill.
B/T: Right/Right



#13

Brian Lorenz
Junior
LaGrange, Ill.
B/T: Right/Right



#15

Brian Sipe
Freshman
Mt. Vernon, Ill.
B/T: Right/Right



#17

Dustin Quattrocchi
Junior
Wheaton, Ill.
B/T: Left/Left



#18

Luke Ingersoll
Sophomore
Savana, Ill.
B/T: Left/Left



#20

Tony Schaeffer
Sophomore
Carlyle, Ill.
B/T: Left/Left



#21

Spencer Patton
Senior
Kinmundy, Ill.
B/T: Right/Right



#22

Josh Malin
Senior
St. Louis, Mo.
B/T: Right/Right



#23

Jake Stauffenberg
Sophomore
Kankakee, Ill.
B/T: Right/Right



#24

James Vazquez
Sophomore
Crystal Lake, Ill.
B/T: Right/Right



#28

Joel Greatting
Sophomore
Columbia, Ill.
B/T: Right/Right



#29

Kyle Dodson
Senior
Brimfield, Ill.
B/T: Left/Left



#35

Ryan Daniels
Freshman
St. Louis, Mo.
B/T: Right/Right



#37

Travis Felax
Freshman
Troy, Ill.
B/T: Right/Right



#42

Josh Hoguet
Junior
Fairview Heights, Ill.
B/T: Right/Right



#44

Zach Hawkins
Junior
Pinckneyville, Ill.
B/T: Right/Right



#11

Gary Collins
Head Coach



#00

Tony Stoecklin
Associate
Head Coach



#32

Danny Jackson
Assistant Coach

2011 Schedule

Date	Opponent	Site	Time	Date	Opponent	Site	Time
Fri., Feb. 18	Central Arkansas	Conway, Ark.	6 p.m.	Tue., Apr. 5	Saint Louis	HOME	6 p.m.
Sat., Feb. 19	Central Arkansas	Conway, Ark.	2 p.m.	Wed., Apr. 6	Evansville	Evansville, Ind.	6 p.m.
Sun., Feb. 20	Central Arkansas	Conway, Ark.	1 p.m.	Sat., Apr. 9	UT Martin	Martin, Tenn.	1 p.m.
Fri., Feb. 25	Oral Roberts	Tulsa, Okla.	3 p.m.		UT Martin	Martin, Tenn.	4 p.m.
Sat., Feb. 26	Oral Roberts	Tulsa, Okla.	2 p.m.	Sun., Apr. 10	UT Martin	Martin, Tenn.	1 p.m.
Sun., Feb. 27	Oral Roberts	Tulsa, Okla.	1 p.m.	Wed., Apr. 13	Missouri	Columbia, Mo.	6 p.m.
Wed., Mar. 2	Saint Louis	St. Louis, Mo.	2 p.m.	Sat., Apr. 16	Murray State	Murray, Ky.	1 p.m.
Bethune Cookman Tournament	Daytona Beach, Fla.				Murray State	Murray, Ky.	4 p.m.
Fri., Mar. 4	Michigan State	Daytona Beach, Fla.	3 p.m. ET	Sun., Apr. 17	Murray State	Murray, Ky.	1 p.m.
Sat., Mar. 5	Boston College	Daytona Beach, Fla.	Noon ET	Wed., Apr. 20	Bradley	Peoria, Ill.	6 p.m.
	Michigan State	Daytona Beach, Fla.	3 p.m. ET	Fri., Apr. 22	Austin Peay	HOME	6 p.m.
Sun., Mar. 6	Bethune Cookman	Daytona Beach, Fla.	3 p.m. ET	Sat., Apr. 23	Austin Peay	HOME	1 p.m.
Tue., Mar. 8	Seton Hall	Lantana, Fla.	1:30 p.m. ET		Austin Peay	HOME	4 p.m.
Fri., Mar. 11	Chicago State	HOME	7 p.m.	Tue., Apr. 26	Indiana State	Terre Haute, Ind.	6 p.m. ET
Sat., Mar. 12	Chicago State	HOME	1 p.m.	Sat., Apr. 30	Jacksonville State	Jacksonville, Ala.	1 p.m.
Sun., Mar. 13	Chicago State	HOME	1 p.m.		Jacksonville State	Jacksonville, Ala.	4 p.m.
Wed., Mar. 16	Illinois State	Normal, Ill.	3 p.m.	Sun., May 1	Jacksonville State	Jacksonville, Ala.	1 p.m.
Fri., Mar. 18	Valparaiso	HOME	6 p.m.	Fri., May 6	Samford	Birmingham, Ala.	7 p.m.
Sat., Mar. 19	Creighton	HOME	4 p.m.	Sat., May 7	Samford	Birmingham, Ala.	2 p.m.
Sun., Mar. 20	Valparaiso	HOME	12 p.m.	Sun., May 8	Samford	Birmingham, Ala.	1 p.m.
Wed., Mar. 23	Bradley	HOME	6 p.m.	Tue., May 10	Indiana State	HOME	6 p.m.
Fri., Mar. 25	Tennessee Tech	HOME	7 p.m.	Sat., May 14	Eastern Illinois	HOME	1 p.m.
Sat., Mar. 26	Tennessee Tech	HOME	1 p.m.		Eastern Illinois	HOME	4 p.m.
Sun., Mar. 27	Tennessee Tech	HOME	1 p.m.	Sun., May 15	Eastern Illinois	HOME	1 p.m.
Tue., Mar. 29	Arkansas State	HOME	6 p.m.	Tue., May 17	Evansville	HOME	6 p.m.
Wed., Mar. 30	Arkansas State	HOME	3 p.m.	Fri., May 20	Eastern Kentucky	HOME	4 p.m.
Fri., Apr. 1	Morehead State	HOME	7 p.m.		Eastern Kentucky	HOME	7 p.m.
Sat., Apr. 2	Morehead State	HOME	1 p.m.	Sat., May 21	Eastern Kentucky	HOME	1 p.m.
Sun., Apr. 3	Morehead State	HOME	1 p.m.				

Home games listed in BOLD; All times CENTRAL unless noted

Chancellor Vaughn Vandegrift



Dr. Vaughn Vandegrift was appointed the seventh chancellor of Southern Illinois University Edwardsville on July 1, 2004.

As chancellor, Dr. Vandegrift has been instrumental in guiding the University toward fulfillment of its vision to be recognized nationally as a premier metropolitan university for the excellence of its programs and development of professional and community leaders. He has instituted a plan for achievement of the vision by the year 2015 that incorporates the values and long-term strategic goals of the University.

Under his leadership, SIUE has been recognized by U.S. News & World Report as one of 77 up-and-coming universities in the United States, appearing on the list among the top five in the Midwest. SIUE has also been recognized by U.S. News and the American Association of Colleges and Universities for its Senior Assignment program, a culminating experience required of all graduating seniors. Since 2004, SIUE has attained a record enrollment of more than 14,000 students, completed \$140 million of a planned \$250 million construction and infrastructure program, and is reclassifying to NCAA Division I athletics.

Emphasizing teaching, research and public service programs, SIUE is a fully-accredited public institution—beautifully situated in Edwardsville on 2,660 acres just 25 miles from St. Louis—awarding degrees in 44 baccalaureate and 69 graduate programs encompassing the arts and sciences, nursing, education, business

and engineering. The Schools of Pharmacy and Dental Medicine award first professional degrees, the Pharm.D. and the D.M.D. The main campus includes University Park, a research park established to enhance economic development. The Edwardsville campus also is supplemented by campuses in East St. Louis and Alton.

Dr. Vandegrift currently serves as Chairman of Leadership Council Southwestern Illinois. In addition, he is a member of St. Louis Civic Progress and the Boards of Directors of Innovate St. Louis; St. Louis Regional Commerce and Growth Association; United Way of Greater St. Louis; the Southern Illinois Collegiate Common Market; the Executive Council of The Alliance of Edwardsville-Glen Carbon; and University Park, SIUE. The author of numerous articles and publications in protein/nucleic acid biochemistry, Dr. Vandegrift is a member of the American Chemical Society and the American Association for the Advancement of Science. He has been elected into the honor societies of Omicron Delta Kappa, Sigma Xi, Beta Gamma Sigma and Phi Kappa Phi. He has been listed in American Men and Women of Science and Who's Who in Frontier Science and Technology.

He received his Ph.D. in biochemistry from Ohio University and his baccalaureate and master's degrees in chemistry from Montclair State University. Dr. Vandegrift previously served as Provost and Vice President for Academic Affairs at Georgia Southern University, Dean of Science and Mathematics at Montclair State University and on the faculties of Murray State University, Illinois State University and Southern Illinois University Carbondale.

Dr. Vandegrift and his wife, Sue, are the parents of three adult children. Beth is an attorney, while David and Mark are employed in private business. In addition, Vaughn and Sue are the proud grandparents of two granddaughters, Vaughn and Camilla, and one grandson, Fletcher.



Director of Athletics Dr. Brad Hewitt

Dr. Bradley L. Hewitt has served as the Director of Intercollegiate Athletics at Southern Illinois University Edwardsville since August of 2002. Dr. Hewitt previously served 13 years in numerous positions at SIUE before stepping in as the seventh director of athletics in the school's history.

Hewitt's initial charge was to regain SIUE's storied national success of the '70s and '80s (16 national championships) and expand that success across a broad-based athletic program. During the first six years of his directorship, 48 Cougar teams competed in their respective Division II NCAA individual or team championships. Additionally, Hewitt helped elevate SIUE's previous best 131st-place finish in the U.S. Sports Academy Directors' Cup to three top-15 and one top-10 finish in the last three years of SIUE's Division II competition. For the 2006-07 seasons, the Cougars won both the prestigious Great Lakes Valley Conference (GLVC) All-Sports Trophy and the Commissioner's Cup. The Cougars won the All-Sports Trophy with 141.5 points, the highest total points recorded in a single season since the award was conceived more than 25 years ago. The pinnacle of SIUE's Division II achievement was a national championship in 2007 for Softball--SIUE's first national championship since May 1989.

Beginning in the Fall of 2007, Hewitt's new charge became preparing the Department to enter NCAA Division I play and securing conference affiliation. With the guidance of the SIUE Reclassification Workgroup and the lead role played by Chancellor Vandegrift, Hewitt was able to secure department-wide membership in the Ohio Valley Conference in July 2008 and in November of 2008 an affiliate membership for Men's Soccer in the Missouri Valley Conference. Men's Soccer and Softball are now active members in NCAA Division I and eligible for post-season championships. The remaining sports will become active in Fall 2012.

Dr. Hewitt is extremely proud of the academic performance continuing to be achieved by the SIUE student-athletes as the program has transitioned to Division I. This past spring represented the eighth straight semester when the Department's cumulative GPA exceeded 3.0. During the transition to Division I, nearly 60 percent of the student-athletes had cumulative 3.0 or higher GPAs, more than 25 percent made deans' lists, and no student-athlete has been placed on academic probation.

Dr. Hewitt began his SIUE career in 1989 as an assistant athletic director. In that role, he played a major part as the University's venue manager for the United States Olympic Festival '94 track and field and wrestling events. Since the fall of 1994, Hewitt has held several positions at SIUE including Acting Chief Executive Officer of the SIUE Foundation and Acting Vice Chancellor of University Relations (1998-2000), adjunct graduate professor in the Department of Kinesiology and Health Education (1996-present), Acting Alumni Director twice, and two stints as an Assistant Vice Chancellor for University Relations (1994-1998 and 2000-present).

Dr. Hewitt has a diverse background in intercollegiate athletics. Before coming to SIUE, he was the director of sports marketing and associate head football coach at Morningside College in Sioux City, Iowa; the recruiting coordinator and assistant football coach at Southern Illinois University Carbondale; and recruiting coordinator, track event manager, and assistant football coach at his alma mater The University of Central Missouri in Warrensburg, Missouri.

Hewitt earned a bachelor's degree in mathematics in 1981 from the University of Central Missouri as well as a master's degree in athletic administration in 1982. Hewitt completed his Ph.D. in education specializing in leadership theory and organizational competence at SIUC in 1994.

Dr. Hewitt has been a highly-active member of the area community serving as a member of the board of directors for the St. Louis Sports Commission, a member of the board of directors for the Edwardsville-Glen Carbon Chamber of Commerce, a member of the Board of Governors for the Prairie State Games, and as a member of the State Games of America Board of Directors. He is presently serving in his fourth term as a member of the Edwardsville District 7 School Board. Dr. Ed Hightower, Superintendent of District 7 and well-known NCAA basketball referee, describes Hewitt as a 24/7 guy. "Brad gives his university, his colleagues, his student-athletes, his community and his friend's enthusiasm, dedication, commitment and energy 24 hours a day, 7 days a week."

In 2006, Hewitt graduated from the executive management program at the Sports Management Institute which provides specialized executive programs for sports management professionals. The Sports Management Institute was developed in 1989 as a joint venture of the athletic departments and business administration schools of the University of Southern California, the University of Notre Dame, and the University of North Carolina.

A member of the Association of Fundraising Professionals and the Council for the Advancement and Support of Education, Hewitt has made leadership presentations multiple times for SIUE's Kimmel Leadership Center as well as conferences and universities around the country.

Significant fund-raising success (especially in facility development) has been a capstone of Hewitt's professional career. From 1998 to 2007, Hewitt was directly responsible for securing several multimillion dollar facility gifts and pledges (\$10 million plus in total) for the University. These gifts helped build the 12,000 sq. ft. Birger Hall (SIUE's Foundation and Alumni Building), the 1,500 seat Simmons/Cooper Baseball Complex, and the 6,000 sq. ft. softball stadium/clubhouse. He was a significant member of the SIUE Foundation team that saw exponential growth in the Foundation's annual giving campaign and endowments from 1995-2002.

Since rejoining Cougar Athletics in 2002, he has focused fund raising efforts on increasing the athletic endowment, doubling the number of endowed scholarships and enhancing the facilities with the objective of recruiting nationally-competitive Division I student-athletes. During the past two years, Dr. Hewitt has overseen the planning, renovation, and expansion of the Korte Soccer and Track Stadium (\$3 plus million), the Vadalabene Center Gymnasium and office renovation (\$5 plus million), the baseball locker room project (\$350,000), and the Vadalabene Center athletic locker room project (\$1.2 million).



SIUE Facts



www.siuecougars.com



www.facebook.com/siuecougars



www.twitter.com/siuecougars



www.linkedin.com
SIUE Athletic Alumni

What Does It Cost To Attend SIUE?

Undergraduates, Fall and Spring semester
15 hours* (2010/11 AY)

	Illinois	Non-Illinois
Tuition/Fees	\$8,401	\$17,703
Room & Board	\$7,821	\$7,821
Total	\$16,222	\$25,524

*12 hours is considered full time. Cost is subject to change.

Location	Edwardsville, Illinois
Founded	1957
Enrollment	14,107
Nickname	Cougars
School colors	Red and White
Facility	Cougar Field
Capacity	1,000
Affiliation	NCAA Division I (Reclassifying)
Conference	Ohio Valley
Chancellor	Dr. Vaughn Vandegriff
Athletics Director	Dr. Brad Hewitt
Faculty Representative	Dr. John Meisel

SIU Edwardsville

Minutes from downtown St. Louis	25
Acres	2,660
Student/Faculty ratio	16 to 1
Average class size	25
Percent of full-time instructional faculty who have a terminal degree	82
Accredited by The Higher Learning Commission of the North Central Association	

Academics

- 72 graduate and professional programs
- 50 undergraduate minors
- 82% of full-time instructional faculty have a terminal degree appropriate to their discipline
- Seven academic units: Arts & Sciences, Business, Education, Engineering, Nursing, Dental Medicine and Pharmacy

SIU Edwardsville Students

Students who reside on campus	3,500
Average freshman ACT score	22.6
Financial aid	\$116 million (AY09)
Total Alumni	82,300

Program History

First year of baseball	1968
All-time record	1210-857-10
No. yrs. in NCAA Tourn./last	21/2007

Team Information

Overall Record last year	14/38
Final ranking last year (poll)	n/a
Letter winners returning/lost:	17/10

SIU Edwardsville Staff

Head Coach	Gary Collins
Alma Mater, Yr.	SIU Edwardsville '73
Record at school/Yrs. (same as career)	963-714-7 (33rd year)
Associate Head Coach	Tony Stoecklin
Assistant Coach	Danny Jackson
Head Athletic Trainer	Gerry Schlemmer

SimmonsCooper Complex



The home of Cougar baseball is SimmonsCooper Complex. The field, which was named after the program's first head coach Roy Lee, features a newly-installed artificial turf on the infield. SIUE locker room and dugout also were recently constructed to have the Cougars ready for the 2011 season.

Cougars on WSIE FM 88.7

Call him the voice of the Cougars.

Joe Pott is the Director of Broadcast Operations. Pott was the radio play-by-play voice for the Gateway Grizzlies, a member of the Frontier League from Sauget, Ill., from 2002-2010, earning Broadcaster of the Year honors from the Frontier League three times.



Pott was the play-by-play voice for the game of the week for football and basketball for Team 1380 and Fox Sports Radio 1490 in St. Louis from September 2007 to March 2008. He also worked as the voice of the Edwardsville Tigers during the 2003-2004 boy's basketball season.

He earned a bachelor of arts in communication in 2000 from the University of Dayton.



Sports Information

The 2011 SIUE baseball media guide is an historical publication used to assist you while following the Cougars. Please contact SIUE Sports Information for more information such as news releases, game programs, photographs, and statistics. Boxscores and a full play-by-play will be provided at the completion of the game.

Members of the media can request a working credential by contacting Eric Hess at 618-650-3608.

Sports Information

618 area code

Baseball Contact	Joe Pott
Baseball contact phone	650-2860
Cell phone	314-707-1712
Sports Information Director (SID)	Eric Hess
SID office phone	650-3608
SID FAX	650-2545
SID's E-mail	ehess@siue.edu
SID Mailing Address	Campus Box 1129 Edwardsville, IL 62026

Sports Medicine/Strength and Conditioning

Assistant Athletic Trainer

Ben Heimos

Ben Heimos was named as assistant athletic trainer at SIUE in October of 2009.

Heimos has been certified by the National Association of Athletic Trainers Board of Certification since 2003. He has been a Certified Strength and Conditioning Specialist since 2006. He is also certified in CPR/AED.



While he assists in all facets of SIUE's Athletic Training Department, Heimos' primary responsibility is providing coverage for the baseball Cougars. He has a wealth of baseball experience in his background.

Heimos spent the 2009 baseball season as the Head Athletic Trainer for the Bridgeport Bluefish of the Independent Atlantic League. From 2005-2008 Heimos worked as an Athletic Trainer in the Florida Marlins organization, working for three different Florida minor league affiliates during the time. Heimos was honored as the 2006 Minor League Trainer of the Year in the Marlins organization. He also served as the trainer for the Northern Division at the 2008 Southern League All-Star game.

Heimos served as the Head Athletic Trainer for Sparkman High School in Madison, Ala. during the 2004-2005 school year. He served in the same capacity for John F. Kennedy and University City High Schools in St. Louis during the 2003-2004 school year.

Heimos earned a bachelor's degree in athletic training and a bachelor's degree in sports medicine from the University of Evansville. He holds a master of science in athletic training from Indiana State University.

Strength, Conditioning and Training Coach

Richard Compton

Richard Compton was named Assistant Strength and Conditioning Coach in September 2009. His main responsibilities are the designing and implementation of programs for the SIUE men's basketball, baseball, tennis, golf and wrestling teams.

Compton came to SIUE via the St. Louis Rams, where he was the Assistant Intern of Strength and Conditioning assisting Coach Dana Leduc and Coach Chuck Faucette.

Prior to the Rams, Compton was a graduate assistant under Eric Klein at Southern Illinois University Carbondale. Compton was responsible for designing and implementing the programs for the men's golf and men's swimming teams as well as the 2007 Missouri Valley Conference Champion women's golf and women's swimming teams. Compton also assisted with the football and men's basketball programs. While at SIUC, Compton was part of four conference championships.

Compton volunteered his time in 2003 with Louisiana Tech football. He also volunteered his time with Airline High School Football while in Shreveport, La.

Compton served in the U.S. Navy and was served during the Gulf War. He served aboard the U.S.S. O'Bannon DD 987, in Charleston, S.C. While in the Navy, he was the Captain's chef and instructed the ship's fitness programs. After the Navy, Compton went into the private industry of athletic performance. He has been active in the strength and conditioning profession since 1992.

Compton holds certifications from the National Strength and Conditioning Association and is working on his Collegiate Strength and Conditioning Coaches Association Certificate.



Key Information

Overview

The sports medicine facilities at SIUE are provided for the prevention, emergency care, medical referrals, treatment and rehabilitation of athletic injuries that occur to our student-athletes. Our facility is staffed with certified athletic trainers under the direction of team physicians who specialize in internal medicine and orthopedics. Our training facilities are furnished with the latest in rehabilitation and modalities and are equipped with innovative resources to handle most of the health care and training needs of our student-

athletes. In addition, we work with several health care resources outside of the University to ensure that every student-athlete receives the best care possible. Every sport carries with it some degree of risk for the participant. It is for this reason that our health care delivery programs provide specialized medical services, care and supervision.

Contact Information

The phone number for the main training room is 618-650-2883.

Facility Location and Hours

The main athletic training facility is located in the Vadalabene Center Room 2201. Satellite training facilities are located in Korte Stadium, Cougar Softball Complex and Simmons-Cooper Baseball Complex. Facility hours change constantly to accommodate practice and competition times.

Normal hours of operation are from 7:00 a.m. until 6:00 p.m. Hours are posted outside of each training facility for the convenience of the student-athlete.

On Campus



Head Coach Gary Collins



The 2011 season will mark the third year playing an NCAA Division I schedule for the baseball Cougars. It also marks head coach Gary Collins' 33rd season at the helm of the Cougar program. With a career record of 973-714-7, Collins sits just 27 wins shy of 1,000 in his coaching career. The Cougar alum has a firm grip on the No. 1 spot on the SIUE all-time wins list.

During their time at NCAA Division II, Collins led the Cougars to 14 Regional appearances and five College World Series appearances. He has led SIUE into its next phase as a Division I program by starting a youth movement. Since starting to play a Division I schedule in 2009, 28 newcomers have dotted the Cougars roster. Three of the top five and six of the top 10 hitters in 2010 were underclassmen.

The 2010 team won 14 games and finished 9-4 at SimmonsCopper Complex. Three of the home wins at the SimmonsCooper Complex came against Ohio Valley Conference opponents. The Cougars lost one of the best players in recent history with the graduation of outfielder Adam Eggemeyer. Eggemeyer, who led the 2010 team in nine offensive categories, ended his SIUE career with a .347 batting average, tied for 25th all-time. His 166 career hits is 18th all-time.

In 2009, SIUE won 15 games and said goodbye to another one of its star players, Josh Street. In his final game as a Cougar, Street hit a pair of home runs to finish with 15 for the year, tying the single-season school record. He finished his career with a batting average of .397 and was named first team All-Independent. In SIUE's final season in the Great Lakes Valley Conference in 2008, Collins led his team to the GLVC tournament for the 11th time in 13 seasons. The Cougars won two GLVC titles while members of the Conference.

Five members of the 2008 squad were selected to All-GLVC teams, with Ben Bartley leading the group as a first team selection at third base. Street (2B), Cory Bunner, (SS) Eggemeyer (OF), Daniel Thomson (OF) all were second team selections. Street and Bartley were also selected to the Rawlings/ABCA All-North Central Region second team.

The 2007 season featured Collins' 14th appearance in the NCAA Tournament. His team posted the best record in the GLVC at 26-10 during the regular season. Collins has coached five teams to the NCAA-II College World Series with a fourth-place finish in 1983; seventh place in 1985; and fifth place in 1991, 1997 and 2001. His 2006 team featured the top pitching staff in the nation, posting a national-record 21 shutouts and finishing with a 40-19-1 record. It was the fourth time SIUE has finished with 40 or more wins under Collins.

Collins' teams are no stranger to setting school and national records. His 2001 team also was the first to have two players (Mark Bugger and Chad Opel) record 100 or more hits in a season. Bugger, who was later elected to the GLVC Hall of Fame, completed his SIUE career with 356 hits, making him the Division II all-time hits leader at the time.

The 1991 team, which set the school marks for wins with 43, included 10 players who would go on to have 100 or more career hits.

Collins also reveres his 1987 season. That team broke the 40-win barrier for the first time and featured several players who would move on to the professional ranks. Tony Duenas, a former assistant coach under Collins, spent three seasons in the Chicago Cubs organization. Pete Delkus, who signed with the Minnesota Twins, worked all the way up to the AAA level. John Groennert, who is the only Cougar ever to have recorded 11 victories in one season, signed with the Cincinnati Reds. Pitcher Dean Schulmeister spent some time in the Cubs organization. Catcher Daren DePew signed with the Boise Hawks. The final player to sign was P.J. Riley with the Houston Astros. Both Duenas and Delkus were named to the SIUE Athletics Hall of Fame.

Collins had a professional baseball career of his own, playing in the St. Louis Cardinals organization. In 1969, he became SIUE's first player in any sport to sign a professional contract. While with the Cardinals, he played in St. Petersburg, Fla., Sarasota, Fla., Cedar Rapids, Iowa, and Little Rock, Ark.


Collins began his coaching career as an SIUE assistant coach to Roy E. Lee, then moved to Lewis and Clark Community College and later returned to lead SIUE baseball, becoming the first alumnus to return to become a head coach.

Collins earned a bachelor's in physical education in 1970 and a master's in counselor education in 1973, both from SIUE. He and his wife, Judy, have a son, Ryan.

Coach Gary Collins Accomplishments

- Regional Champions - 1983, 1985, 1991, 1997, 2001
- NCAA-II Tournament Appearances - 1982, 1983, 1985, 1986, 1987, 1989, 1990, 1991, 1992, 1997, 1998, 2001, 2006, 2007
- Great Lakes Valley Conference Titles - 1997, 1998
- All-Americans - 17
- All-Region Players - 76
- All-Conference Players since 1996 - 58
- 40-win seasons - 1987, 1991, 2001, 2006
- 30-win seasons - 1981, 1982, 1982, 1985, 1986, 1989, 1990, 1992, 1997, 1998, 1999, 2000, 2002, 2007

Coaching Staff



Associate Head Coach Tony Stoecklin

The 2011 season will mark Tony Stoecklin's 11th with the Cougar coaching staff. Now the Associate Head Coach, Stoecklin is responsible for the pitching staff but also is involved on a daily basis with the baseball program and handles most of the recruiting duties.

Fifteen pitchers have signed professional contracts after leaving the SIUE pitching staff since Stoecklin began coaching.

Over the past two seasons, Stoecklin has overseen the development of a pair of pitchers who should figure prominently in the 2010 plans, Spencer Patton and Dustin Quattrocchi. Patton, who has developed into a legitimate professional talent, has racked up 92 strikeouts in 84 innings. Quattrocchi has seven wins and 94 strikeouts over 123 innings of work as a Cougar.

In its final two seasons as a Division II program, SIUE ranked among the top two in earned run average among NCAA Division II schools. SIUE finished second in 2007 with a 2.51 ERA. In 2006, SIUE's pitching staff set a nation record for shutouts with 21. The Cougars also were No. 1 in the nation with a school-record 2.09 earned run average.

Stoecklin's coaching talents have paid off with one Great Lakes Valley Conference Player of the Year, one GLVC Pitcher of the Year, one GLVC Freshman of the Year, three All-Americans, nine All-Region pitchers, and 12 All-Conference pitchers. The list includes All-American Kyle Jones, who set an NCAA Division II record in 2006 with 54 1/3 straight innings without giving up a run.

As a player, Stoecklin was a member of the 1991 Cougar team which advanced to the NCAA World Series. He threw a no-hitter against Truman State that season and compiled an 8-5 record. In 1992, Stoecklin started 13 games and went 6-4 with a 4.42 earned run average. He was selected in the 23rd round by Atlanta in the 1992 amateur draft and spent three years in the Braves' minor league system.

While at Single A in Idaho Falls, Stoecklin went 3-2 with a 2.42 ERA and struck out 51 batters in 44 2/3 innings pitched. He was named Organization Player of the Month in August 1993. In 1994, Stoecklin played High A ball in Durham, N.C. He finished the season 4-4 with a 4.36 ERA and 55 strikeouts. In 1995, Stoecklin signed with the Bend Bandits of the Western Baseball League (WBL). He led the league in 1997 with 51 appearances. In 1998, he recorded a career-high 13 saves out of the bullpen and earned a spot on the WBL All-Star team. Stoecklin then spent two seasons with the Chico Heat in the WBL. He had a strong 1999 season in which he posted a career best 2.20 ERA out of the bullpen. Stoecklin also tied a personal high with six victories and tied a WBL record by appearing in eight of the nine playoff games for the Heat, posting a 1.93 ERA. The left-hander left his mark on the WBL. Stoecklin ranks ninth all-time in victories with 22 and appeared in more games (228) than any pitcher in league history.

Stoecklin, a Roxana native, received a bachelor's degree in kinesiology at SIUE in 2003.



Assistant Coach Danny Jackson

Edwardsville native Danny Jackson begins his first season as an assistant coach for SIUE baseball after being named to the staff in July.

Jackson, who is the all-time leader in home runs, batting average, runs batted in and walks at Edwardsville High School, returns to the area to help the Cougars.

Most recently, Jackson has served as a volunteer assistant coach for the Saint Louis University Billikens. His duties included serving as the first base coach, working with all hitters, working with outfielders and corner infielders defensively, and serving as team's travel planner.

In three seasons with the Billikens, Jackson helped the team to 88 wins, including an Atlantic 10 Championship in 2010. SLU participated in the Louisville Regional for the NCAA Tournament. Billiken hitters increased batting average, doubles, and home runs under Jackson's watch.

Jackson also has served as an assistant coach and hitting coach for the El Dorado Broncos of the Jayhawk Summer League. He helped the 2007 team to a fourth-place finish at the NBC National Baseball Tournament.

He has worked with youth players as a pitching and hitting instructor since 2008 at the Athletix Factory teaching the fundamentals of the game.

Jackson was a coveted recruit when he came out of Edwardsville where he was a three-time All-State pick and a two-time Alton Telegraph Metro Player of the Year. He attended Wichita State under legendary coach Gene Stephenson. Jackson was a pitcher and a first baseman for the Shockers, earning Missouri Valley Conference Tournament Most Valuable Player honors in 2005, 2006 Most Improved Player for Wichita State, and All-MVC honors in 2007.

Jackson earned a bachelor's degree from Wichita State in 2007.

2011 Roster

Numerical Order

No.	Name	Pos.	BT	Ht.	Wt.	Cl.	Hometown/Previous School
1	Mike Swinnen	OF	L/R	5-7	160	Fr.	Mt. Vernon, Ill./Mt. Vernon Township
2	Matt Highland	IF	L/R	5-11	170	So.	Kankakee, Ill./Herscher High School
3	Brett Keeler	C	R/R	5-9	185	Jr.	Munster, Ind./Munster
4	Thad Hawkins	OF	R/R	6-3	175	Jr.	Pinckneyville, Ill./Pinckneyville
5	Luke Partridge	IF	L/R	6-1	185	So.	Anna, Ill./Anna-Jonesboro High School
6	Chase Green	IF	R/R	5-10	170	Fr.	Effingham, Ill./Effingham
7	Travis Becherer	OF	L/L	6-2	180	So.	Highland, Ill./Highland
8	Mitch Matecki	OF	R/R	5-11	170	Jr.	Millstadt, Ill./Belleville West
10	Devin Caldwell	OF	R/R	5-10	185	Fr.	Cottage Hills, Ill./Civic Memorial
13	Brian Lorenz	P	R/R	6-4	200	Jr.	LaGrange, Ill./Lyons Township
15	Brian Sipe	C	R/R	5-9	175	Fr.	Mt. Vernon, Ill./Mt. Vernon Township
17	Dustin Quattrocchi	P	L/L	5-11	175	Jr.	Wheaton, Ill./Wheaton-Warrenville South HS
18	Luke Ingersoll	P	L/L	6-3	180	So.	Savana, Ill./West Carroll
20	Tony Schaeffer	P	L/L	6-3	180	So.	Carlyle, Ill./Carlyle
21	Spencer Patton	P	R/R	5-11	185	Sr.	Kinmundy, Ill./Parkland College
22	Josh Malin	P	R/R	6-3	190	Sr.	St. Louis, Mo./St. Louis CC-Forest Park
23	Jake Stauffenberg	P	R/R	6-5	240	Fr.	Kankakee, Ill./Bishop McNamara
24	James Vazquez	IF	R/R	5-10	150	So.	Crystal Lake, Ill./Crystal Lake South
28	Joel Greatting	IF	R/R	6-1	190	So.	Columbia, Ill./Columbia
29	Kyle Dodson	P	L/L	6-2	185	Sr.	Brimfield, Ill./Parkland JC
35	Ryan Daniels	P	R/R	6-5	205	Fr.	St. Louis, Mo./Oakville
37	Travis Felax	P	R/R	6-4	235	Fr.	Troy, Ill./Triad
42	Josh Hoguet	P	R/R	5-7	170	Jr.	Fairview Heights, Ill./Belleville East
44	Zach Hawkins	3B	R/R	6-2	180	Jr.	Pinckneyville, Ill./Pinckneyville
11	Gary Collins - Head Coach						
00	Tony Stoecklin - Associate Head Coach						
32	Danny Jackson - Assistant Coach						

Pronunciation Guide

Travis Becherer: BECK-er
Travis Felax: FEE-lax
Joel Greatting: Greeting
Josh Hoguet: HO-gay
Luke Ingersoll: Inger-SAUL
Brian Lorenz: lor-ENZ
Josh Malin: MAY-lin
Mitch Matecki: muh-TEH-key
Dustin Quattrocchi: KUH-tra-key
Tony Schaeffer: SHAY-fur
Jake Stauffenberg: STAW-fen-burg
Tony Stoecklin: STECK-lin
James Vasquez: VAS-kez

By Year of Eligibility

Senior (3)	28	Joel Greatting
29	2	Kyle Dodson
22	18	Josh Malin
21	5	Spencer Patton
Junior (7)	20	Tony Schaeffer
4	24	Thad Hawkins
44		Zach Hawkins
Freshman (7)	10	Devin Caldwell
42	35	Josh Hoguet
3	35	Brett Keeler
13	37	Brian Lorenz
8	37	Mitch Matecki
17	6	Dustin Quattrocchi
Sophomore (8)	15	Travis Becherer
7	23	Travis Felax
	23	Mike Swinnen

By Bats/Throws

Bats Left/Throws Right	13	Brian Lorenz
2	22	Matt Highland
5	8	Luke Partridge
1	21	Mike Swinnen
Bats Right/Throws Right	20	Tony Schaeffer
10	15	Devin Caldwell
35	23	Ryan Daniels
37	24	Travis Felax
28		Joel Greatting
6		Chase Green
4		Thad Hawkins
44		Zach Hawkins
42		Josh Hoguet
3		Brett Keeler
Bats Left/Throws Left	7	Travis Becherer
	29	Kyle Dodson
	17	Dustin Quattrocchi
	18	Luke Ingersoll

2011 Roster



Swinnen File

Year at SIUE: Freshman
Height: 5-7 **Weight:** 160
Position: OF
Bats: Left **Throws:** Right
Hometown: Mt. Vernon, Ill.
High School: Mt. Vernon Township
Major: Undeclared

#1

Mike Swinnen

High School: Four-year varsity letter winner in baseball at Mt. Vernon Township High School... Three-time 1st team All-Conference in both infield and outfield ... Three-time SIBCA All-South team... Career hits and career triples leader at Mt. Vernon ... Also is a four-year varsity letter winner in football...Four-time 1st team All-Conference kicker and two-time All-Conference punter. All-South kicker senior year...Competed with Southern Illinois Bullets/Bombers during the summer.



Highland File

Year at SIUE: Sophomore
Height: 5-11 **Weight:** 170
Position: Infield
Bats: Left **Throws:** Right
Hometown: Kankakee, Ill.
High School: Herscher
Major: Undeclared

#2

Matt Highland

2010: Hit .295 in 45 games for the Cougars...Made 38 starts...Hit two home runs and added 18 RBIs... Picked up his first career hit Feb. 27 at Arkansas-Little Rock...First home run came in the first game of a doubleheader March 27 vs. Tennessee Tech where he was 4 for 5 with three RBIs.

High School: Played three years of varsity baseball at Herscher High School...Earned team's Best Hitter Award during senior season...Named Team MVP during junior year...Drove in eight runs in a game against Peotone during junior season... Played summer baseball for Illinois Sparks...Team took second place at World Series in Jupiter, Fla... Also played four years of varsity basketball... Named IBCA Special Mention All-State and First Team All-Conference for senior basketball season.

HIGHLAND'S CAREER STATISTICS

Year	Avg	GP	GS	AB	R	H	2B	3B	HR	RBI	BB	SO	SB	ATT
2010	.295	45	38	149	25	44	5	0	2	18	14	23	0	0

2011 Roster



#3

Brett Keeler

2010: Started 27 of 35 games he played in...Hit .273 with 15 RBIs...Led the team with 182 putouts.

2009: Tied for second on the team with four home runs ... Batted .227 and received 30 starting assignments behind the plate ... Finished the season with eight multiple-hit games ... Drove in three runs each against Southeast Missouri State and Murray State ... Two of his home runs came in a sweep against Ohio Valley Conference rival Morehead State.

High School: Two-time letter winner in baseball and football at Munster High School ... Named to the All-Conference team, All-Area team, and All-State selection in 2007 ... All-Conference pick as a senior ... Played baseball with the American Legion Hammond Post #168.

KEELER'S CAREER STATISTICS

Year	Avg	GP	GS	AB	R	H	2B	3B	HR	RBI	BB	SO	SB	ATT
2009	.227	46	40	150	18	34	6	1	4	22	12	44	0	0
2010	.273	35	27	99	12	27	3	0	0	15	13	17	0	0
TOTAL	.245	81	67	249	30	61	9	1	4	37	25	61	0	0

Keeler File

Year at SIUE: Junior
 Height: 5-9 Weight: 185
 Position: Catcher
 Bats: Right Throws: Right
 Hometown: Munster, Ind.
 High School: Munster
 Major: Physical Education



#4

Thad Hawkins

2010: Appeared in 36 games, starting 28 of them... Hit .283...Added 15 RBIs...Hit his first career home run March 14 at East Tenn. State...Tied for second on the team with five outfield assists.

2009: Redshirted

2008: Appeared in 39 contests, making 30 starts ... Tallied 22 hits, 16 runs scored, and 16 runs batted in ... Made five appearances on the mound.

High School: Multi-sport athlete and letter winner for Pinckneyville High School ... All-State baseball selection ... Played summer baseball for the Alton Indians.

THAD HAWKINS' CAREER STATISTICS

Year	Avg	GP	GS	AB	R	H	2B	3B	HR	RBI	BB	SO	SB	ATT
2008	.208	39	30	106	16	22	3	1	0	16	10	18	3	5
2010	.283	36	28	113	19	32	3	1	1	15	6	21	0	0
TOTAL	.247	75	58	219	35	54	6	2	1	31	16	39	3	5

Year	ERA	W	L	App	GS	CG	SHO	SV	IP	H	R	ER	BB	SO
2008	14.21	0	0	5	0	0	0	0	6.1	11	12	10	9	4
TOTAL	14.21	0	0	5	0	0	0	0	6.1	11	12	10	9	4

2011 Roster



Partridge File

Year at SIUE: Sophomore
Height: 6-1 **Weight:** 185
Position: Infield
Bats: Left **Throws:** Right
Hometown: Anna, Ill.
High School: Anna-Jonesboro
Major: Undeclared

#5

Luke Partridge

2010: Redshirt.

High School: Played four years of varsity baseball for Anna-Jonesboro High School...Three-time River to River All-Conference selection...Hit .422 his senior season with three home runs and 32 runs batted in...Also played three years of football and basketball for the Wildcats.



Green File

Year at SIUE: Freshman
Height: 5-10 **Weight:** 170
Position: Infield
Bats: Right **Throws:** Right
Hometown: Effingham, Ill.
High School: Effingham
Major: Undeclared

#6

Chase Green

High School: Three-time All-Area and All-Conference selection in baseball at Effingham High School ... Named to All-Conference and All-Area basketball team ... Member of Honor Roll for four years ... Played with the St. Louis Pirates during the summer ... Received three varsity letters in both baseball and basketball at Effingham.

2011 Roster



Becherer File

Year at SIUE: Sophomore
Height: 6-2 **Weight:** 180
Position: Outfield
Bats: Left **Throws:** Left
Hometown: Highland, Ill.
High School: Highland
Major: Psychology

#7

Travis Becherer

2010: Made 17 starts ... Appeared in 29 games ... Added 15 RBIs ... Collected his first career hit Feb. 20 vs. Creighton ... First home run came May 9 vs. Bradley.

High School: Three-time Belleville News Democrat All-Area performer for Highland High School... Four-time All-Mississippi Valley Conference performer...Named St. Louis Post-Dispatch 2nd Team All-Metro as a junior and senior ... Finished fifth in the conference with a .407 batting average during senior season ... Was a member of Highland's 2008 Illinois State Championship team... Two-time All-Area and three-time All-Conference performer as a quarterback at Highland...Played select baseball for St. Louis Pirates Baseball.

BECHERER'S STATISTICS

Year	Avg	GP	GS	AB	R	H	2B	3B	HR	RBI	BB	SO	SB	ATT
2010	.209	29	17	67	12	14	1	0	1	5	4	7	5	5



Matecki File

Year at SIUE: Junior
Height: 5-11 **Weight:** 170
Position: Outfield
Bats: Right **Throws:** Right
Hometown: Millstadt, Ill.
High School: Belleville West
Major: Business

#8

Mitch Matecki

2010: Hit .298 while starting 51 of the Cougars' 52 games...Led the team with 36 runs scored...Also led the team with 198 at-bats...Was second on the team with 33 RBIs...Was also second on the team with 59 hits, a career-high...Hit one home run... Picked up his 100th hit in a Cougar uniform April 17 in game two of a doubleheader vs. Murray State... Led the team with 11 steals and 16 attempts.

2009: Tied for third all-time for most hits by a freshman (58) ... Stole a team-leading eight bases ... Connected with three hits four times (Long Island, Austin Peay, Southeast Missouri State and Evansville) ... Settled into his role as a leadoff hitter with 35 starts in the No. 1 slot.

High School: Three-time letter winner at Belleville West High School ... Named first team All-Conference and All-Metro as a senior... Two-time second team All-Conference selection ... Named All-Metro selection ... Three-year letter winner in football and two-year letter winner in basketball ... Played baseball for the Belleville Legion ... Won a gold medal in the Prairie State games.

MATECKI'S STATISTICS

Year	Avg	GP	GS	AB	R	H	2B	3B	HR	RBI	BB	SO	SB	ATT
2009	.266	54	53	218	38	58	15	1	4	20	15	40	8	8
2010	.298	51	51	198	36	59	10	3	1	33	20	35	11	16
TOTAL	.281	105	104	416	74	117	25	4	5	53	35	75	19	24

2011 Roster



#10

Devin Caldwell

High School: Baseball team's Most Valuable Player as junior and senior at Civic Memorial High School ... Four-time All-Conference selection ... Twice named All-Metro honorable mention ... Three-time All-Area selection by Alton Telegraph ... Belleville News-Democrat first team as junior and second team as senior ... Led Mississippi Valley Conference in batting average, doubles, and stolen bases during senior season ... Received Knights of Columbus Player of the Year honors as a junior in football ... Named first team All-Conference, first team Belleville News Democrat, and honorable mention All-Metro as junior in football ... All-Conference selection in football as a senior ... Six-time Knights of Columbus Football Player of the Week ... Played with Midwest Mules and Bethalto American Senior Legion ... Member of Honor Roll all four years ... Earned four baseball letters and three football letters at Civic Memorial.

Caldwell File

Year at SIUE: Freshman
Height: 5-10 **Weight:** 185
Position: Outfield
Bats: Right **Throws:** Right
Hometown: Cottage Hills, Ill.
High School: Civic Memorial
Major: Undeclared



#13

Brian Lorenz

2010: Led the pitching staff with 20 appearances, all in relief...Was 2-3 with a 9.13 ERA...Tossed two innings of scoreless relief March 16 to combine with Dustin Quattrocchi and Josh Malin on an 11-0 shutout of North Dakota.

2009: Posted a 1-1 record with a 9.14 ERA in 21.2 innings pitched ... Struck out three batters each in appearances against Wofford, Arkansas State, Long Island and Saint Louis.

High School: Four-year letter winner in baseball at Lyons Township High School ... Summer State Most Vauable Player award in 2006 ... Selected All-West Suburban team in 2006 and 2007 ... A Suburban Life All-Area team selection.

Lorenz File

Year at SIUE: Junior
Height: 6-4 **Weight:** 200
Position: Pitcher
Bats: Right **Throws:** Right
Hometown: LaGrange, Ill.
High School: Lyons Township
Major: Physical Education

LORENZ'S STATISTICS

Year	Avg	GP	GS	AB	R	H	2B	3B	HR	RBI	BB	SO	SB	ATT
2009	.000	7	5	13	1	0	0	0	0	0	0	7	0	0
TOTAL	.000	7	5	13	1	0	0	0	0	0	0	7	0	0

Year	ERA	W	L	App	GS	CG	SHO	SV	IP	H	R	ER	BB	SO
2009	9.14	1	1	16	0	0	0	0	21.2	41	26	22	11	19
2010	9.13	2	3	20	0	0	0	0	22.2	38	30	23	14	15
TOTAL	9.14	3	4	36	0	0	0	0	44.1	79	56	45	25	34

2011 Roster



Sipe File

Year at SIUE: Freshman
Height: 5-9 **Weight:** 175
Position: Catcher
Bats: Right **Throws:** Right
Hometown: Mt. Vernon, Ill.
High School: Mt. Vernon Township
Major: Undeclared

#15

Brian Sipe

High School: Three-time All-South selection in baseball at Mt. Vernon Township High School ... Named first team All-Conference baseball three times ... 2010 All-State football honoree ... Twice named All-Conference in football ... Member of the Honor Roll ... Played with the St. Louis Pirates during the summer ... Earned four varsity baseball letters and three football letters while attending Mt. Vernon Township.



Quattrocchi File

Year at SIUE: Junior
Height: 5-11 **Weight:** 175
Position: Pitcher
Bats: Left **Throws:** Left
Hometown: Wheaton, Ill.
High School: Wheaton-Warrenville South
Major: Construction Management

#17

Dustin Quattrocchi

2010: Led the staff in ERA (5.63), wins (career-high four), saves (2) and innings pitched (62.1)...Finished with a 4-6 record...Second on the team with a career-best 54 strikeouts...Tossed team-leading three complete games ... Made 15 appearances overall... Second on the team with nine starts...Held opponents to a team-low .284 batting average...Started March 16 vs. North Dakota, tossing six scoreless innings to combine with Josh Malin and Brian Lorenz on an 11-0 shutout.

2009: Recorded a team-leading 4.75 earned run average ... Second on the team in innings pitched with 60.2 ... Finished season with 40 strikeouts ... Struck out six batters against Southeast Missouri ... Did not allow a home run in opponents' 249 at bats ... Earned victories over future Ohio Valley Conference opponents UT Martin and Morehead State.

High School: Two-time All-Area performer at Wheaton-Warrenville South High School ... Selected All-Conference during his his junior and senior year ... Selected to the All-Star game in 2007 and 2008 ... Played summer baseball for the Illinois Sparks.

QUATTROCCHI'S STATISTICS

Year	ERA	W	L	App	GS	CG	SHO	SV	IP	H	R	ER	BB	SO
2009	4.75	3	5	17	7	0	1	1	60.2	77	42	32	12	40
2010	5.63	4	6	15	9	3	1	2	62.1	71	43	39	15	54
TOTAL	5.20	7	11	32	16	3	2	3	123.0	148	85	71	27	94

2011 Roster



Ingersoll File

Year at SIUE: Sophomore
Height: 6-3 **Weight:** 180
Position: Pitchers
Bats: Left **Throws:** Left
Hometown: Savana, Ill.
High School: West Carroll
Major: Undeclared

#18

Luke Ingersoll

2010: Made 16 appearances, including two starts... Was 0-2 with a 10.45 ERA...Struck out 14 hitters in 31 innings.

High School: Earned three varsity letters in baseball for West Carroll High School in Savana, Ill.... Selected All-Conference during his sophomore year...Also honored as the varsity squad's Most Valuable Pitcher as a sophomore...Also played football and basketball at West Carroll.

INGERSOLL'S STATISTICS

Year	ERA	W	L	App	GS	CG	SHO	SV	IP	H	R	ER	BB	SO
2010	10.45	0	2	16	2	0	0	0	31.0	48	42	36	25	14



Schaeffer File

Year at SIUE: Sophomore
Height: 6-3 **Weight:** 180
Position: Pitcher
Bats: Left **Throws:** Left
Hometown: Carlyle, Ill.
High School: Carlyle
Major: Psychology

#20

Tony Schaeffer

2010: Appeared 15 times, making seven starts... Was 1-5 with a 9.63 earned run average...Struck out 18 hitters but walked 21 in 43 innings of work... Seven starts and 43 innings led the freshmen class.

High School: Played four years of varsity baseball at Carlyle High School...Was selected to the *St. Louis Post Dispatch's* All-Metro team as a senior (first team) and as a sophomore (third team)...Was 5-3 with a 0.94 earned run average as a senior...0.94 ERA was good for fifth in the area...67 innings pitched as a senior led the area... Was second in the area with 109 strikeouts as a senior...Was 8-0 with a 1.83 ERA as a junior... Recorded 87 strikeouts in 57 innings as a junior... Also played basketball for the Indians.

LORENZ'S STATISTICS

Year	ERA	W	L	App	GS	CG	SHO	SV	IP	H	R	ER	BB	SO
2010	9.63	1	5	15	7	0	0	0	43.0	73	54	46	21	18

2011 Roster



Patton File

Year at SIUE: Senior
Height: 5-11 **Weight:** 185
Position: Pitcher
Bats: Right **Throws:** Right
Hometown: Kinmundy, Ill.
High School: South Central
Major: Sociology

#21

Spencer Patton

2010: Made just five appearances (four starts)... Faced just two hitters at Evansville before suffering a season-ending knee injury ... Was 0-1 with a 6.89 ERA...Struck out 15 hitters in 15.2 innings of work.

2009: Led the Cougars with 77 strikeouts for the season ... Second on the team with a 5.24 earned run average ... Led team in innings pitched with 68.2 ... Struck out 10 batters in back-to-back games against Saint Louis and Memphis ... His four wins was second on the squad.

Previously: Transfer from Parkland College.

High School: Four-year letter winner in baseball at South Central High School ... Named All Area Most Valuable Player in baseball ... Selected the Most Valuable Player ... Lettered three years in basketball ... Third team All-State selection in basketball ... Played summer baseball for the Southern Illinois Bullets and the Spartanburg Stingers.

PATTON'S STATISTICS

Year	ERA	W	L	App	GS	CG	SHO	SV	IP	H	R	ER	BB	SO
2009	5.24	4	6	16	12	1	0	0	68.2	83	53	40	29	77
2010	6.89	0	1	5	4	0	0	0	15.2	16	14	12	11	15
TOTAL	5.55	4	7	21	16	1	0	0	84.1	99	67	52	40	92



Malin File

Year at SIUE: Senior
Height: 6-3 **Weight:** 190
Position: Pitcher
Bats: Right **Throws:** Right
Hometown: St. Louis, Mo.
High School: Hazelwood Central
Major: Sociology

#22

Josh Malin

2010: Appeared 15 times, making a team-high 10 starts...Finished 1-7 with a 6.75 ERA...Was third on the team with 58.2 innings of work...Struck out 40 and walked 17...Tossed an inning in relief to combine with Dustin Quattrocchi and Brian Lorenz on an 11-0 shutout of North Dakota March 16.

Previous: Transfer from St. Louis Community College at Forest Park ... Helped the 2008 team to World Series appearance in Jackson, Miss.

High School: Three-year letter winner at Hazelwood Central High School ... Also played third.

MALIN'S STATISTICS

Year	ERA	W	L	App	GS	CG	SHO	SV	IP	H	R	ER	BB	SO
2010	6.75	1	7	15	10	1	0	1	58.2	92	57	44	17	40

2011 Roster



Stauffenberg File

Year at SIUE: Freshman
Height: 6-5 **Weight:** 240
Position: Pitcher
Bats: Right **Throws:** Right
Hometown: Kankakee, Ill.
High School: Bishop McNamara
Major: Undeclared

#23

Jake Stauffenberg

2010: Hardship waiver due to injury ... Made six relief appearances...Did not have a record...Struck out five hitters in 5.2 innings pitched.

High School: Played baseball for Bishop McNamara High School in Kankakee, Ill.... Was named to the Illinois High School Baseball Coaches Association All-State first team as a senior...Earned All-Chicago Catholic League honors as a junior...Also tabbed Kankakee All-Area as a junior...Played summer baseball for Buckley Dutchmasters.

STAUFFENBERG'S STATISTICS

Year	ERA	W	L	App	GS	CG	SHO	SV	IP	H	R	ER	BB	SO
2010	17.47	0	0	6	0	0	0	0	5.2	9	11	11	5	5



Vazquez File

Year at SIUE: Sophomore
Height: 5-10 **Weight:** 150
Position: Infield
Bats: Right **Throws:** Right
Hometown: Crystal Lake, Ill.
High School: Crystal Lake South
Major: Undeclared

#24

James Vazquez

2010: Hit .305 in 48 games...Made 46 starts for the Cougars, the most among freshmen...Hit two home runs and added 19 RBIs...Picked up his first career hit in his first game Feb. 19 at Central Arkansas... First home run came March 14 at East Tenn. State...Was 5 for 6 March 16 vs. North Dakota... Stole three bases in four attempts...Led the team with 105 assists.

High School: Played baseball for Crystal Lake South High School...Was a three-time selection as team's Mr. Defense award...Was voted Second Team All-Area...Also voted Fox Valley All-Conference as a junior.

VAZQUEZ'S STATISTICS

Year	Avg	GP	GS	AB	R	H	2B	3B	HR	RBI	BB	SO	SB	ATT
2010	.305	48	46	174	34	53	10	3	2	19	20	22	3	4

2011 Roster



Greatting File

Year at SIUE: Sophomore
Height: 6-1 **Weight:** 190
Position: Infield
Bats: Right **Throws:** Right
Hometown: Columbia, Ill.
High School: Columbia
Major: Nursing

#28

Joel Greatting

2010: Tied for third on the team with 32 RBIs...Hit .260 in 43 games...made 40 starts...Hit three home runs...First career hit came Feb. 20 vs. Creighton... First home run came March 14 at East. Tenn. State...Was three for three in stolen base attempts

High School: Chosen as the Belleville News Democrat's Small School Player of the Year in 2009...Four-time St. Louis Post-Dispatch All-Metro performer for Columbia High School... Was a perfect 7-0 on the mound as a senior... Also hit .442 with 37 RBIs as a senior...Was a member of Columbia's 2007 Class A Illinois State Championship team...Earned three varsity letters in football as a wide receiver and defensive back... Also earned two varsity letters in basketball...A member of the National Honor Society

GREATTING'S STATISTICS

Year	Avg	GP	GS	AB	R	H	2B	3B	HR	RBI	BB	SO	SB	ATT
2010	.260	43	40	150	22	39	15	2	3	32	15	29	3	3



Dodson File

Year at SIUE: Senior
Height: 6-2 **Weight:** 185
Position: P
Bats: Left **Throws:** Left
Hometown: Brimfield, Ill.
High School: Brimfield
Major: Physical Education

#29

Kyle Dodson

2010: Made eight appearances, including two starts...Was 0-2 with a 10.07 ERA...Struck out 17 hitters in 19.2 innings of work.

Previous: Transferred from Parkland Junior College ... Appeared in four contests, making one start ... Recorded two hits and one run.

High School: Multi-sport athlete at Brimfield High School.

DODSON'S STATISTICS

Year	ERA	W	L	App	GS	CG	SHO	SV	IP	H	R	ER	BB	SO
2010	10.07	0	2	8	2	0	0	0	19.2	26	22	22	12	17

2011 Roster



Daniels File

Year at SIUE: Freshman
Height: 6-5 **Weight:** 205
Position: Pitcher
Bats: Right **Throws:** Right
Hometown: St. Louis, Mo.
High School: Oakville
Major: Undeclared

#35

Ryan Daniels

High School: Named second team All-State as a senior at Oakville High School ... Received second team All-Metro honors ... First team All-Conference selection ... PNC Missouri All-Star ... Selected as Coaches Association All-Star ... Member of Honor Roll all four years ... Played with the St. Louis Pirates during the summer ... Father, Dennis, also attended SIUE.



Felax File

Year at SIUE: Freshman
Height: 6-4 **Weight:** 235
Position: Pitcher
Bats: Right **Throws:** Right
Hometown: Troy, Ill.
High School: Triad
Major: Undeclared

#37

Travis Felax

High School: Mississippi Valley Conference Athlete-of-the-Year as a senior at Triad High School ... Selected All-Area as a pitcher by Belleville News Democrat ... Two-time All-Conference first team as first baseman and second team All-Conference pitcher ... All-State honorable mention in basketball and two-time All-Conference ... Fourth leading scorer in school history ... Three-time holiday tournament MVP ... Twice named to Salem Tournament All-Tournament team ... Graduated cum laude... Mississippi Valley Conference All-Academic honoree ... Member of National Honor Society ... Played with St. Louis Pirates during summer ... Earned two letters in baseball and three in basketball ... Parents moved to Illinois from Oscoda, Mich.

2011 Roster



#42

Hoguet File

Year at SIUE: Junior
Height: 5-7 **Weight:** 170
Position: Pitcher
Bats: Right **Throws:** Right
Hometown: Fairview Heights, Ill.
High School: Belleville East
Major: Sociology

Josh Hoguet

2010: Led the pitching staff with a career-best 56 strikeouts...Made 18 appearances, including six starts...Was 3-2 with a 7.32 ERA...Second on the team with 59 innings pitched, a career-high...Led the team with 12 wild pitches during the year.

2009: Recorded back-to-back saves in a doubleheader at Morehead State ... Fanned 40 batters in 50 innings pitched ... Finished with a 1-7 record and a 7.74 earned run average ... Struck out a season-high eight against Evansville.

High School: Selected All-Southwestern Conference his junior and senior seasons at Belleville East High School ... Played baseball for the Fairview Heights American Legion.

HOGUET'S STATISTICS

Year	ERA	W	L	App	GS	CG	SHO	SV	IP	H	R	ER	BB	SO
2009	7.74	1	7	18	5	0	0	2	50.0	60	50	43	32	40
2010	7.32	3	2	18	6	0	0	0	59.0	77	54	48	29	56
TOTAL	7.51	4	9	36	11	0	0	2	109.0	137	104	91	61	96



#44

Hawkins File

Year at SIUE: Junior
Height: 6-2 **Weight:** 180
Position: Third Base
Bats: Right **Throws:** Right
Hometown: Pinckneyville, Ill.
High School: Pinckneyville
Major: Criminal Justice

Zach Hawkins

2010: Started 26 games for the Cougars, primarily at third base...Hit three home runs and added 23 RBIs ... Led the team with 22 walks...

2009: Tied for the team lead with 19 walks ... Batted .267 in 49 starts ... Connected with three hits in games against Morehead State, Central Missouri, Southeast Missouri State and Saint Louis ... Homered against Indianapolis and Morehead State ... Started 23 games at first base and 22 at third base.

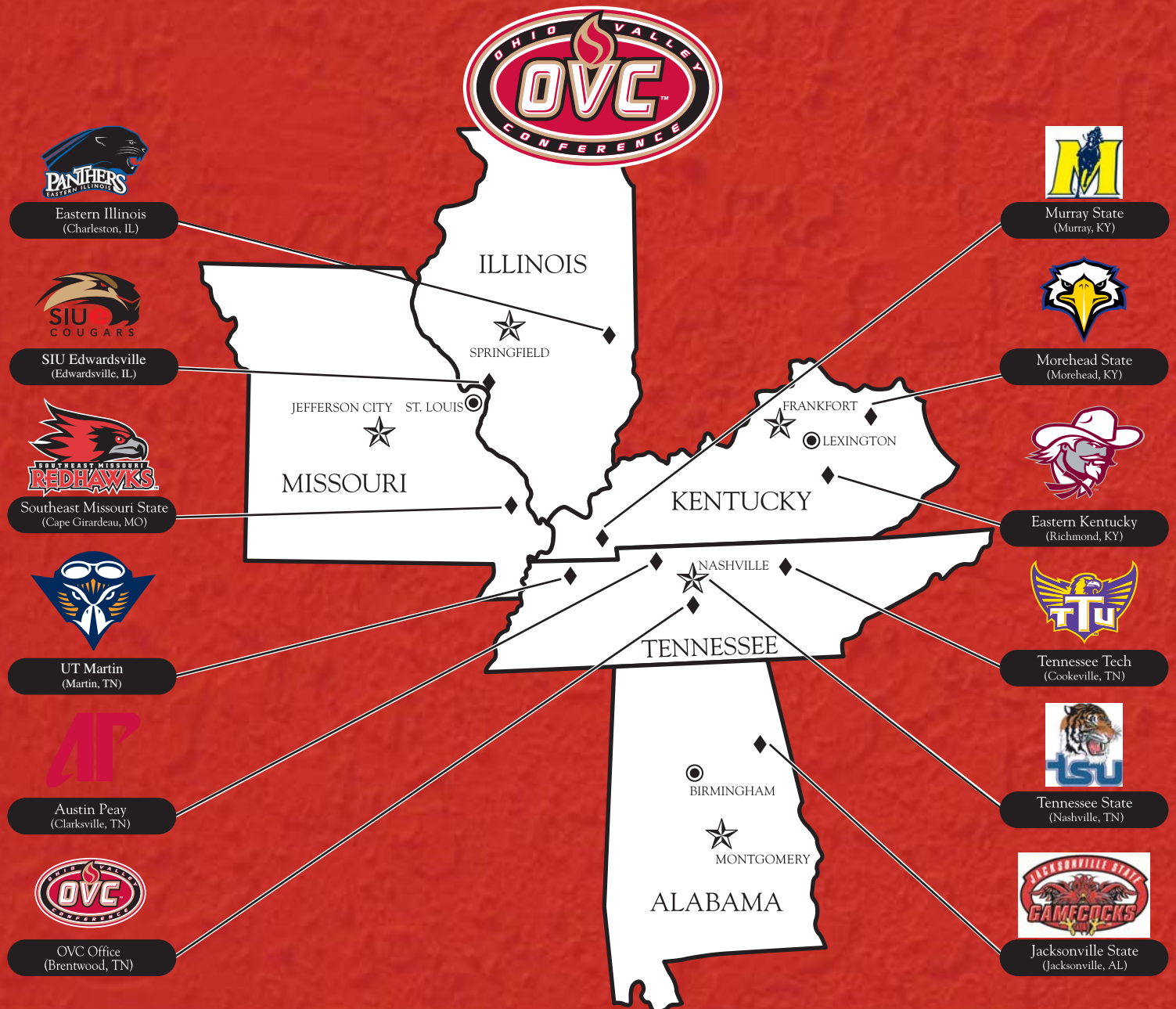
2008: Redshirt.

High School: Multi-sport athlete and letter winner for Pinckneyville High School ... Played summer baseball for the Alton Indians.

ZACH HAWKINS STATISTICS

Year	Avg	GP	GS	AB	R	H	2B	3B	HR	RBI	BB	SO	SB	ATT
2009	.267	49	49	180	24	48	9	1	2	18	19	38	0	0
2010	.272	46	46	158	24	43	8	0	3	23	22	27	1	1
TOTAL	.269	95	95	338	48	91	17	1	5	41	41	65	1	1

Ohio Valley Conference



SIUE officially became a member of the Ohio Valley Conference on July 1, 2008. Softball begins regular season competition in the OVC during the 2011 season and is fully eligible for the OVC Championships and the NCAA Championships.

Members of the Ohio Valley Conference

Austin Peay * Eastern Illinois * Eastern Kentucky * Jacksonville State * Morehead State
 Murray State * SIUE * Southeast Missouri State * Tennessee State * Tennessee Tech * UT Martin

Web Site

www.ovcsports.com

www.siuecougars.com

2011 Opponents

Arkansas State

Mar. 29, 6 p.m. at SIUE; Mar. 30, 3 p.m.

Location..... Jonesboro, Ark.
Conference.....Sun Belt
Head Coach..... Tommy Raffo
Overall Record.....53-58 (2 yrs.)
2010 Record (Sun Belt)..... 30-28 (16-15)
2010 Batting Avg./ERA..... .312/5.02
Website.....www.astateredwolves.com

Austin Peay

April 22, 6 p.m. at SIUE;

April 23, 1 p.m.; April 23, 4 p.m.

Location..... Clarksville, Tenn.
Conference..... OVC
Head Coach..... Gary McClure
Record at Austin Peay.....678-628-4 (23 yrs.)
2010 Record (OVC)..... 28-25 (8-13)
2010 Batting Avg./ERA..... 304/6.68
Website.....www.apsugovernors.com

Bethune Cookman

Mar. 6, 3 p.m. at Daytona Beach, Fla.

Location.....Daytona Beach, Fla.
Conference.....MEAC
Head Coach..... Mervyl Melendez
Record at Bethune Cookman 343-293 (11yrs.)
2010 Record (MEAC)..... 35-22 (18-0)
2010 Batting Avg./ERA..... .340/5.34
Website..... b-cuathletics.com

Boston College

Mar. 5, 12 p.m. at Daytona Beach, Fla.

Location..... Chestnut Hill, Mass.
Conference..... Atlantic Coast
Head Coach..... Mike Gambino
Record at Boston College..... First Season
2010 Record (Atlantic Coast) 30-28 (14-16)
2010 Batting Avg./ERA..... .293/6.71
Website..... bceagles.cstv.com

Bradley

Mar. 23, 6 p.m. at SIUE

April 20, 6 p.m. at Peoria, Ill.

Location..... Peoria, Ill.
Conference..... MVC
Head Coach..... Elvis Dominguez
Record at Bradley.....37-63 (2 yrs.)
2010 Record (MVC)..... 20-32 (8-13)
2010 Batting Avg./ERA..... .297/5.76
Website.....www.bradleybraves.com

Central Arkansas

Feb. 18, 6 p.m. at Conway, Ark.

Feb. 19, 2 p.m.; Feb. 20, 1 p.m.

Location..... Conway, Ark.
Conference..... Southland
Head Coach..... Allen Gum
Record at Central Arkansas..... First Season
2010 Record (Southland) 19-35-1 (10-22-1)
2010 Batting Avg./ERA..... .283/6.56
Website.....www.ucasports.com

Chicago State

Mar. 11, 7 p.m. at SIUE;

Mar. 12, 1 p.m.; Mar. 13, 1 p.m.

Location..... Chicago, Ill.
Conference..... Great West
Head Coach..... Mike Caston
Record at Chicago State4-52 (1 yr.)
2010 Record (Great West) 4-52 (2-26)
2010 Batting Avg./ERA..... .283/12.52
Website.....www.gocsucougars.com

Creighton

Mar. 19, 4 p.m. at SIUE

Location..... Omaha, Neb.
Conference..... MVC
Head Coach..... Ed Servais
Record at Creighton254-149 (7 yrs.)
2010 Record (MVC)..... 27-25 (9-12)
2010 Batting Avg./ERA..... .282/5.19
Website.....www.gocreighton.com

Eastern Illinois

May 14, 1 p.m. (DH) at SIUE;

May 15, 1 p.m.

Location..... Charleston, Ill.
Conference..... OVC
Head Coach Jim Schmitz
Record at Eastern Illinois.....429-423 (16 yrs.)
2010 Record (OVC)..... 18-35 (11-12)
2010 Batting Avg./ERA..... .281/5.62
Website.....www.eiupanthers.com

Eastern Kentucky

May 20, 4 p.m. (DH) at SIUE

May 21, 1 p.m.

Location..... Richmond, Ky.
Conference..... OVC
Head Coach..... Jason Stein
Record at Eastern Kentucky55-51 (2 yrs.)
2010 Record (OVC)..... 28-27 (9-12)
2010 Batting Avg./ERA..... .301/7.48
Website.....www.ekusports.com

Evansville

April 6, 6 p.m. at Evansville, Ind.

May 17, 6 p.m. at SIUE

Location..... Evansville, Ind.
Conference..... MVC
Head Coach..... Wes Carroll
Record at Evansville..... 57-57 (2 yrs.)
2010 Record (MVC)..... 32-27 (10-11)
2010 Batting Avg./ERA..... .298/5.87
Website.....gopurpleaces.com

Illinois State

Mar. 16, 3 p.m. at Normal, Ill.

Location..... Normal, Ill.
Conference..... MVC
Head Coach..... Mark Kingston
Record at Illinois St.32-24 (1 yr.)
2010 Record (MVC)..... 32-24 (15-6)
2010 Batting Avg./ERA..... .293/5.36
Website.....www.goredbirds.com

Indiana State

April 26, 6 p.m. at Terre Haute, Ind.

May 10, 6 p.m. at SIUE

Location..... Terre Haute, Ind.
Conference..... MVC
Head Coach..... Rick Heller
Record at Indiana State.....35-19 (1 yr.)
2010 Record (MVC)..... 35-19 (10-10)
2010 Batting Avg./ERA..... .315/4.61
Website.....www.gosycamores.com

Jacksonville State

April 30, 1 p.m. (DH) at Jacksonville, Ala.;

May 1, 1 p.m.

Location..... Jacksonville, Ala.
Conference..... OVC
Head Coach..... Jim Case
Record at Jacksonville State289-235 (9 yrs.)
2010 Record (OVC)..... 32-26 (15-8)
2010 Batting Avg./ERA..... .317/6.83
Website.....www.jsugamecocksports.com

Michigan State

Mar. 4, 3 p.m. at Daytona Beach, FL

Mar. 5, 3 p.m.

Location..... East Lansing, Mich.
Conference..... Big Ten
Head Coach..... Jake Boss Jr.
Record at Mich State.....57-50 (2yrs.)
2010 Record (Big 10)34-19 (11-13)
2010 Batting Avg./ERA..... .325/5.22
Website.....www.msuspartans.com

2011 Opponents

Missouri

April 13, 6 p.m. at Columbia, Mo.

Location.....Columbia, Mo.
 Conference.....Big 12
 Head Coach.....Tim Jamieson
 Record at Missouri.....544-382-2 (16 yrs.)
 2010 Record (Big 12).....29-26 (10-16)
 2010 Batting Avg./ERA......288/5.06
 Website.....www.mutigers.com

Morehead State

April 1, 7 p.m. at SIUE;

April 2, 1 p.m.; April 3, 1 p.m.

Location.....Morehead, Ky.
 Conference.....OVC
 Head Coach.....Jay Sorg
 Record at Morehead State.....62-90-1 (3 yrs.)
 2010 Record (OVC).....24-25-1 (6-12-1)
 2010 Batting Avg./ERA......337/8.89
 Website.....www.msueagles.com

Murray State

April 16, 1 p.m. (DH) at Murray, Ky.;

April 17, 1 p.m.

Location.....Murray, Ky.
 Conference.....OVC
 Head Coach.....Rob McDonald
 Record at Murray State.....160-213-2 (7 yrs.)
 2010 Record (OVC).....28-28-1 (12-8-1)
 2010 Batting Avg./ERA......318/6.67
 Website.....www.goracers.com

Oral Roberts

Feb. 25, 3 p.m. at Tulsa, Okla.;

Feb. 26, 2 p.m.; Feb. 27, 1 p.m.

Location.....Tulsa, Okla.
 Conference.....Summit League
 Head Coach.....Rob Walton
 Record at Oral Roberts.....254-93 (7 yrs.)
 2010 Record (Summit).....36-27 (19-9)
 2010 Batting Avg./ERA......323/.607
 Website.....www.orugoldeneagles.com

Saint Louis

Mar. 2, 2 p.m. at St. Louis, Mo.

April 5, 6 p.m. at SIUE

Location.....St. Louis, Mo.
 Conference.....Atlantic 10
 Head Coach.....Darin Hendrickson
 Record at St. Louis.....87-83 (3 yrs.)
 2010 Record (Atlantic 10).....33-29 (15-12)
 2010 Batting Avg./ERA......298/6.55
 Website.....www.slubillikens.com

Samford

May 6, 7 p.m. at Birmingham, Ala.;

May 7, 2 p.m.; May 8, 1 p.m.

Location.....Birmingham, Ala.
 Conference.....Southern Conference
 Head Coach.....Casey Dunn
 Record at Samford.....167-172 (6 yrs.)
 2010 Record (SoCon).....31-25 (17-12)
 2010 Batting Avg./ERA......311/6.21
 Website.....samfordsports.cstv.com

Seton Hall

Mar. 8, 1:30 p.m. at Lantana, Fla.

Location.....South Orange, N.J.
 Conference.....Big East
 Head Coach.....Rob Sheppard
 Record at Seton Hall.....132-176-1 (6 yrs.)
 2010 Record (Big East).....19-30-1 (8-19)
 2010 Batting Avg./ERA......262/4.80
 Website.....www.shupirates.com

UT Martin

April 9, 1 p.m. (DH) at Martin, Tenn.;

April 10, 1 p.m.

Location.....Martin, Tenn.
 Conference.....OVC
 Head Coach.....Bubba Cates
 Record at UT Martin.....193-443-1 (12 yrs.)
 2010 Record (OVC).....24-31 (8-16)
 2010 Batting Avg./ERA......305/7.23
 Website.....www.utmsports.com

Tennessee Tech

Mar. 25, 7 p.m. at SIUE;

Mar. 26, 1 p.m.; Mar. 27, 1 p.m.

Location.....Cookeville, Tenn.
 Conference.....OVC
 Head Coach.....Matt Bragga
 Record at Tennessee Tech.....169-208-2 (7 yrs.)
 2010 Record (OVC).....31-25 (14-6)
 2010 Batting Avg./ERA......332/6.29
 Website.....www.ttusports.com

Valparaiso

Mar. 18, 6 p.m. at SIUE;

Mar. 20, 12 p.m.

Location.....Valparaiso, Ind.
 Conference.....Horizon
 Head Coach.....Tracy Woodson
 Record at Valparaiso.....95-125 (4 yrs.)
 2010 Record (Horizon).....24-32 (9-10)
 2010 Batting Avg./ERA......314/5.82
 Website.....www.valpoathletics.com

All-Time Coaching Records

Year	Coach	Record
1968	Roy E. Lee	8-5
1969	Roy E. Lee	11-14
1970	Roy E. Lee	23-5
1971	Roy E. Lee	23-13
1972	Roy E. Lee	31-15-2
1973	Roy E. Lee	26-8
1974	Roy E. Lee	25-12
1975	Roy E. Lee	23-13
1976	Roy E. Lee	30-21
1977	Roy E. Lee	25-18-1
1978	Roy E. Lee	12-20
1979	Gary Collins	15-26
1980	Gary Collins	26-27
1981	Gary Collins	33-27
1982	Gary Collins	34-21
1983	Gary Collins	35-15
1984	Gary Collins	22-23
1985	Gary Collins	36-15-1
1986	Gary Collins	39-21
1987	Gary Collins	40-15-1
1988	Gary Collins	28-20
1989	Gary Collins	31-18
1990	Gary Collins	36-14
1991	Gary Collins	43-17
1992	Gary Collins	36-20-1
1993	Gary Collins	19-18
1994	Gary Collins	23-27-2
1995	Gary Collins.....Conf./Place	31-17-1
1996	Gary Collins.....17-11/3rd	29-22
1997	Gary Collins.....17-9/3rd	37-19
1998	Gary Collins.....16-4/1st	38-15
1999	Gary Collins.....17-8/3rd	35-19
2000	Gary Collins.....19-8/T2nd	33-23
2001	Gary Collins.....19-8/T2nd	41-27
2002	Gary Collins.....16-12/4th	30-24
2003	Gary Collins.....17-13/2nd	24-26
2004	Gary Collins.....17-22 (7th)	20-32
2005	Gary Collins.....19-21 (7th)	28-27
2006	Gary Collins.....30-14-1 (4th)	40-19-1
2007	Gary Collins.....26-10/3rd	37-17
2008	Gary Collins.....18-14/2nd	25-26
2009	Gary Collins	15-39
2010	Gary Collins	14-38

2010 Leaders

BATTING	Total bases	At bats	Batters struck out
Batting avg	19 Adam Eggemeyer 119	8 Mitch Matecki..... 198	42 Josh Hoguet 56
14 Dustin Brooks 342	14 Dustin Brooks 87	19 Adam Eggemeyer 197	17 Dustin Quattrocchi 54
19 Adam Eggemeyer 335	8 Mitch Matecki..... 78	24 James Vazquez 174	22 Josh Malin 40
24 James Vazquez 305	24 James Vazquez 75	14 Dustin Brooks 161	54 Mitchell Fairley..... 39
8 Mitch Matecki..... 298	28 Joel Greatting 67	44 Zach Hawkins 158	55 Luke Vine..... 22
2 Matt Highland 295			
Slugging pct	Walks	Games played	Appearances
19 Adam Eggemeyer 604	44 Zach Hawkins 22	19 Adam Eggemeyer 52	13 Brian Lorenz 20
14 Dustin Brooks 540	19 Adam Eggemeyer 20	8 Mitch Matecki..... 51	42 Josh Hoguet 18
28 Joel Greatting 447	24 James Vazquez 20	24 James Vazquez 48	18 Luke Ingersoll 16
24 James Vazquez 431	8 Mitch Matecki..... 20	44 Zach Hawkins 46	54 Mitchell Fairley..... 16
8 Mitch Matecki..... 394	28 Joel Greatting 15	2 Matt Highland 45	3 tied at 15
On base pct	Hit by pitch	Game starts	Games started
19 Adam Eggemeyer 404	24 James Vazquez 9	19 Adam Eggemeyer 52	22 Josh Malin 10
24 James Vazquez 398	19 Adam Eggemeyer 6	8 Mitch Matecki..... 51	17 Dustin Quattrocchi 9
14 Dustin Brooks 384	28 Joel Greatting 5	44 Zach Hawkins 46	54 Mitchell Fairley..... 8
44 Zach Hawkins 368	14 Dustin Brooks 5	24 James Vazquez 46	20 Tony Schaeffer..... 7
8 Mitch Matecki..... 360	2 tied at 2	2 tied at 40	42 Josh Hoguet 6
Runs scored	Sac bunts	Games as sub	Games in relief
19 Adam Eggemeyer 40	24 James Vazquez 4	7 Travis Becherer 12	13 Brian Lorenz 20
8 Mitch Matecki..... 36	33 Brett Lancaster 4	10 Christian Rohlfing 12	6 Brent Rynearson..... 14
24 James Vazquez 34	15 Mike Hurt 2	4 Thad Hawkins..... 8	18 Luke Ingersoll 14
14 Dustin Brooks 27	2 Matt Highland 2	3 Brett Keeler..... 8	42 Josh Hoguet 12
2 Matt Highland 25	3 tied at 1	2 tied at 7	2 tied at 8
Hits	Sac flies	PITCHING	FIELDING
19 Adam Eggemeyer 66	19 Adam Eggemeyer 5	Earned run avg	Fielding pct
8 Mitch Matecki..... 59	8 Mitch Matecki..... 3	17 Dustin Quattrocchi..... 5.63	19 Adam Eggemeyer 974
14 Dustin Brooks 55	24 James Vazquez 3	6 Brent Rynearson..... 6.27	24 James Vazquez 964
24 James Vazquez 53	4 Thad Hawkins 3	22 Josh Malin 6.75	14 Dustin Brooks 960
2 Matt Highland 44	28 Joel Greatting 3	21 Spencer Patton..... 6.89	8 Mitch Matecki..... 946
		55 Luke Vine..... 7.03	28 Joel Greatting 944
Runs batted in	Stolen bases	Opposing bat avg	Chances
19 Adam Eggemeyer 41	8 Mitch Matecki..... 11	21 Spencer Patton..... 254	3 Brett Keeler..... 196
8 Mitch Matecki..... 33	19 Adam Eggemeyer 10	17 Dustin Quattrocchi..... 284	35 Michael Hopkins 195
14 Dustin Brooks 32	7 Travis Becherer 5	42 Josh Hoguet 314	24 James Vazquez 194
28 Joel Greatting 32	14 Dustin Brooks 4	29 Kyle Dodson 317	19 Adam Eggemeyer 152
44 Zach Hawkins 23	2 tied at 3	55 Luke Vine..... 320	28 Joel Greatting 143
Doubles	Stolen base pct	Wins	Putouts
19 Adam Eggemeyer 18	44 Zach Hawkins 1.000	17 Dustin Quattrocchi..... 4	3 Brett Keeler..... 182
28 Joel Greatting 15	28 Joel Greatting 1.000	42 Josh Hoguet 3	35 Michael Hopkins 181
14 Dustin Brooks 15	19 Adam Eggemeyer 909	13 Brian Lorenz 2	19 Adam Eggemeyer 142
24 James Vazquez 10	14 Dustin Brooks 800	5 tied at 1	28 Joel Greatting 123
8 Mitch Matecki..... 10	24 James Vazquez 750		33 Brett Lancaster 116
Triples	Strikeouts	Saves	Assists
19 Adam Eggemeyer 4	8 Mitch Matecki..... 35	17 Dustin Quattrocchi..... 2	24 James Vazquez 105
24 James Vazquez 3	28 Joel Greatting 29	55 Luke Vine..... 1	2 Matt Highland 88
8 Mitch Matecki..... 3	19 Adam Eggemeyer 28	54 Mitchell Fairley..... 1	44 Zach Hawkins 64
28 Joel Greatting 2	44 Zach Hawkins 27		15 Mike Hurt 47
2 tied at 1	2 tied at 23	Innings pitched	22 Josh Malin 15
Home runs	Total plate appearances	17 Dustin Quattrocchi..... 62.1	Errors
19 Adam Eggemeyer 9	19 Adam Eggemeyer 228	42 Josh Hoguet 59.0	44 Zach Hawkins 21
14 Dustin Brooks 5	8 Mitch Matecki..... 222	22 Josh Malin 58.2	2 Matt Highland 11
44 Zach Hawkins 3	24 James Vazquez 210	54 Mitchell Fairley..... 50.0	15 Mike Hurt 8
28 Joel Greatting 3	44 Zach Hawkins 182	20 Tony Schaeffer..... 43.0	28 Joel Greatting 8
3 tied at 2	28 Joel Greatting 174		24 James Vazquez 7

2010 Statistics

Record: 15-39 Home: 3-3 Away: 10-29 Neutral: 2-9

Player	AVG	GP	GS	AB	R	H	2B	3B	HR	RBI	TB	SLG%	BB	HBP	SO	OB%	SF	SH	SB	ATT	PO	A	E	FLD%
12 Ryan Wiggs	.500	9	2	14	4	7	0	0	1	2	10	.714	1	0	1	.533	0	1	0	0	6	4	0	1.000
10 Christian Rohlfing	.417	14	2	12	3	5	0	0	0	0	5	.417	1	0	2	.462	0	0	0	0	7	0	0	1.000
14 Dustin Brooks	.342	44	40	161	27	55	15	1	5	32	87	.540	6	5	21	.384	0	0	4	5	44	4	2	.960
19 Adam Eggemeyer	.335	52	52	197	40	66	18	4	9	41	119	.604	20	6	28	.404	5	0	10	11	142	6	4	.974
24 James Vazquez	.305	48	46	174	34	53	10	3	2	19	75	.431	20	9	22	.398	3	4	3	4	82	105	7	.964
8 Mitch Matecki	.298	51	51	198	36	59	10	3	1	33	78	.394	20	1	35	.360	3	0	11	16	95	11	6	.946
2 Matt Highland	.295	45	38	149	25	44	5	0	2	18	55	.369	14	1	23	.358	1	2	0	0	42	88	11	.922
33 Brett Lancaster	.295	23	22	61	6	18	5	0	1	4	26	.426	6	1	6	.368	0	4	0	0	116	8	2	.984
35 Michael Hopkins	.294	34	30	102	14	30	4	0	2	12	40	.392	9	2	18	.360	1	0	0	0	181	12	2	.990
4 Thad Hawkins	.283	36	28	113	19	32	3	1	1	15	40	.354	6	1	21	.317	3	0	0	0	65	5	1	.986
3 Brett Keeler	.273	35	27	99	12	27	3	0	0	15	30	.303	13	1	17	.360	1	0	0	0	182	12	2	.990
44 Zach Hawkins	.272	46	46	158	24	43	8	0	3	23	60	.380	22	2	27	.368	0	0	1	1	32	64	21	.821
28 Joel Greatting	.260	43	40	150	22	39	15	2	3	32	67	.447	15	5	29	.341	3	1	3	3	123	12	8	.944
6 Brent Rynearson	.250	3	3	12	2	3	1	0	0	1	4	.333	0	0	3	.250	0	0	1	1	3	1	1	.800
15 Mike Hurt	.211	24	22	76	9	16	5	0	0	10	21	.276	3	1	23	.250	0	2	0	0	29	47	8	.905
7 Travis Becherer	.209	29	17	67	12	14	1	0	1	5	18	.269	4	1	7	.264	0	1	5	5	68	5	5	.936
27 Ben Fredbloom	.000	5	2	7	0	0	0	0	0	0	0	.000	0	0	5	.000	0	0	0	0	14	2	2	.889
Totals	.292	52	52	1750	289	511	103	14	31	262	735	.420	160	36	288	.360	20	15	38	46	1243	440	90	.949
Opponents	.337	52	52	1785	435	602	129	19	60	407	949	.532	192	49	312	.409	33	22	121	136	1308	600	70	.965

LOB - Team (384), Opp (404). DPs turned - Team (35), Opp (51). CI - Team (1), Lancaster 1. IBB - Team (4), Eggemeyer 3, Hawkins, Z. 1, Opp (6).

Picked off - Eggemeyer 2, Matecki 2, Highland 1, Hawkins, Z. 1, Lancaster 1.

(All games Sorted by Earned run avg)

Player	ERA	W	L	APP	GS	CG	SHO	CBO	SV	IP	H	R	ER	BB	SO	2B	3B	HR	AB	B/Avg	WP	HBP	BK
17 Dustin Quattrocchi	5.63	4	6	15	9	3	0	1	2	62.1	71	43	39	15	54	17	4	8	250	.284	3	7	3
6 Brent Rynearson	6.27	1	1	14	0	0	0	0	0	18.2	32	17	13	6	14	7	1	0	85	.376	2	2	1
22 Josh Malin	6.75	1	7	15	10	1	0	1	0	58.2	92	57	44	17	40	19	2	6	259	.355	2	6	1
21 Spencer Patton	6.89	0	1	5	4	0	0	0	0	15.2	16	14	12	11	15	6	0	0	63	.254	0	0	0
55 Luke Vine	7.03	1	3	9	4	0	0	0	1	24.1	33	20	19	7	22	4	1	4	103	.320	3	3	0
42 Josh Hogue	7.32	3	2	18	6	0	0	0	0	59.0	77	54	48	29	56	13	3	6	245	.314	12	4	0
54 Mitchell Fairley	7.56	1	6	16	8	0	0	0	1	50.0	75	53	42	23	39	12	1	11	221	.339	2	8	2
13 Brian Lorenz	9.13	2	3	20	0	0	0	1	0	22.2	38	30	23	14	15	5	1	4	105	.362	1	2	0
20 Tony Schaeffer	9.63	1	5	15	7	0	0	0	0	43.0	73	54	46	21	18	19	5	10	187	.390	3	2	1
29 Kyle Dodson	10.07	0	2	8	2	0	0	0	0	19.2	26	22	22	12	17	7	0	4	82	.317	2	5	0
18 Luke Ingersoll	10.45	0	2	16	2	0	0	0	0	31.0	48	42	36	25	14	12	1	3	136	.353	4	4	1
23 Jake Stauffenberg	17.47	0	0	6	0	0	0	0	0	5.2	9	11	11	5	5	2	0	2	25	.360	1	1	1
25 Brooks McDowell	36.82	0	0	4	0	0	0	0	0	3.2	12	18	15	7	3	6	0	2	24	.500	2	5	1
Totals	7.93	14	38	52	52	4	1	1	4	414.1	602	435	365	192	312	129	19	60	1785	.337	37	49	11
Opponents	4.91	38	14	52	52	4	3	3	14	436.0	511	289	238	160	288	103	14	31	1750	.292	44	36	8

PB - Team (8), Lancaster 4, Fredbloom 2, Keeler 2, Opp (12). Pickoffs - Team (11), Schaeffer 2, Keeler 2, Patton 2, Fairley 2, Rynearson 1, Malin 1, Quattrocchi 1, Opp (7). SBA/ATT - Keeler (75-77), Lancaster (36-40), Hogue (21-22), Fairley (14-19), Quattrocchi (17-18), Schaeffer (12-16), Malin (13-15), Lorenz (11-12), Ingersoll (10-10), Brooks (7-7), Rynearson (7-7), Dodson (5-5), Patton (5-5), Vine (3-4), Fredbloom (3-3), McDowell (2-2), Stauffenberg (1-1).

2010 Results

Game date	Opposing team	Score	r-h-e	r-h-e	Inns	Overall	GLVC	Pitcher of record	Attend	Time
Feb 19, 2010	at Central Arkansas	8-14 L	8-11-0	14-17-3	9	0-1-0	0-0-0	Malin (L 0-1)	356	3:23
Feb 20, 2010	vs Creighton	0-22 L	0-3-3	22-18-1	9	0-2-0	0-0-0	Quattrocchi (L 0-1)	122	2:55
Feb 27, 2010	at Arkansas-Little Rock	W 6-5	6-10-2	5-8-0	9	1-2-0	0-0-0	Quattrocchi (W 1-1)	193	2:35
Feb 27, 2010	at Arkansas-Little Rock	6-13 L	6-10-1	13-16-1	9	1-3-0	0-0-0	Hoguet (L 0-1)	193	2:57
Feb 28, 2010	at Arkansas-Little Rock	8-11 L	8-8-3	11-10-1	9	1-4-0	0-0-0	Ingersoll (L 0-1)	157	2:51
Feb 28, 2010	at Arkansas-Little Rock	8-11 L	8-10-2	11-13-2	7	1-5-0	0-0-0	Quattrocchi (L 1-2)	157	1:54
Mar 05, 2010	vs Dayton	W 13-12	13-16-5	12-11-0	9	2-5-0	0-0-0	Lorenz (W 1-0)	175	3:40
Mar 06, 2010	vs Milwaukee	2-20 L	2-4-4	20-16-1	7	2-6-0	0-0-0	Fairley (L 0-1)	75	2:32
Mar 06, 2010	vs Milwaukee	5-6 L	5-10-0	6-7-2	7	2-7-0	0-0-0	Dodson (L 0-1)	157	2:15
Mar 07, 2010	at Austin Peay State	9-10 L	9-11-1	10-14-3	9	2-8-0	0-0-0	Quattrocchi (L 1-3)	188	3:14
Mar 09, 2010	at Western Carolina	0-6 L	0-4-0	6-10-1	9	2-9-0	0-0-0	Schaeffer (L 0-1)	212	2:18
Mar 10, 2010	at Western Carolina	8-12 L	8-9-1	12-14-2	9	2-10-0	0-0-0	Patton (L 0-1)	112	3:16
Mar 12, 2010	at ETSU	4-24 L	4-8-1	24-20-3	7	2-11-0	0-0-0	Vine (L 0-1)	133	2:52
Mar 13, 2010	at ETSU	1-14 L	1-6-2	14-17-1	9	2-12-0	0-0-0	Fairley (L 0-2)	191	2:19
Mar 14, 2010	at ETSU	W 16-10	16-21-0	10-14-2	9	3-12-0	0-0-0	Hoguet (W 1-1)	114	2:33
Mar 16, 2010	NORTH DAKOTA	W 11-0	11-19-0	0-3-1	9	4-12-0	0-0-0	Quattrocchi (W 2-3)	223	2:23
Mar 17, 2010	NORTH DAKOTA	W 6-1	6-5-0	1-5-1	9	5-12-0	0-0-0	Vine (W 1-1)	101	2:38
Mar 19, 2010	at Evansville	2-3 L	2-12-1	3-8-0	(10)	5-13-0	0-0-0	Lorenz (L 1-1)	302	2:52
Mar 20, 2010	at Evansville	2-9 L	2-4-2	9-10-0	9	5-14-0	0-0-0	Malin (L 0-2)	412	2:17
Mar 20, 2010	at Evansville	3-9 L	3-9-4	9-13-1	9	5-15-0	0-0-0	Schaeffer (L 0-2)	412	2:21
Mar 26, 2010	at Tennessee Tech	0-5 L	0-2-2	5-12-1	9	5-16-0	0-0-0	Vine (L 1-2)	143	2:30
Mar 27, 2010	at Tennessee Tech	W 11-8	11-13-4	8-15-0	(11)	6-16-0	0-0-0	Lorenz (W)	296	4:25
Mar 27, 2010	at Tennessee Tech	W 12-4	12-18-3	4-11-2	9	7-16-0	0-0-0	Malin (W 1-2)	-	3:35
Apr 02, 2010	at Morehead State	6-11 L	6-10-5	11-13-2	9	7-17-0	0-0-0	Lorenz (L 2-2)	217	2:31
Apr 03, 2010	at Morehead State	14-24 L	14-17-2	24-29-0	9	7-18-0	0-0-0	Dodson (L 0-2)	235	3:05
Apr 04, 2010	at Morehead State	6-8 L	6-14-3	8-14-0	9	7-19-0	0-0-0	Fairley (L 0-3)	237	2:38
Apr 06, 2010	at Missouri	3-14 L	3-9-1	14-13-2	9	7-20-0	0-0-0	Schaeffer (L 0-3)	509	2:25
Apr 10, 2010	UT MARTIN	4-7 L	4-11-1	7-14-2	9	7-21-0	0-0-0	Malin (L 1-3)	188	3:05
Apr 10, 2010	UT MARTIN	W 6-3	6-12-2	3-9-1	7	8-21-0	0-0-0	Quattrocchi (W 3-3)	188	2:02
Apr 11, 2010	UT MARTIN	7-11 L	7-12-2	11-19-1	9	8-22-0	0-0-0	Fairley (L 0-4)	124	2:52
Apr 14, 2010	SAINT LOUIS	W 17-10	17-17-0	10-17-6	9	9-22-0	0-0-0	Schaeffer (W 1-3)	414	3:22
Apr 15, 2010	UMSL	W 7-3	7-10-2	3-4-0	9	10-22-0	0-0-0	Hoguet (W 2-1)	120	2:14
Apr 17, 2010	MURRAY STATE	W 5-4	5-12-2	4-8-1	9	11-22-0	0-0-0	Rynearson (W 1-0)	188	2:24
Apr 17, 2010	MURRAY STATE	W 5-2	5-8-0	2-6-3	7	12-22-0	0-0-0	Quattrocchi (W 4-3)	188	5:36
Apr 18, 2010	MURRAY STATE	6-11 L	6-13-3	11-16-3	9	12-23-0	0-0-0	Fairley (L 0-5)	161	2:52
Apr 21, 2010	at Missouri State	3-5 L	3-10-0	5-10-0	9	12-24-0	0-0-0	Vine (L 1-3)	587	2:52
Apr 25, 2010	at Austin Peay State	2-5 L	2-6-0	5-6-1	7	12-25-0	0-0-0	Malin (L 1-4)	-	1:46
Apr 25, 2010	at Austin Peay State	5-6 L	5-8-0	6-7-1	7	12-26-0	0-0-0	Quattrocchi (L 4-4)	171	1:57
Apr 27, 2010	at Indiana State	5-6 L	5-11-1	6-9-2	9	12-27-0	0-0-0	Lorenz (L 2-3)	180	2:22
Apr 28, 2010	at Saint Louis	4-11 L	4-4-1	11-17-2	9	12-28-0	0-0-0	Schaeffer (L 1-4)	144	2:53
Apr 30, 2010	at Southern Illinois	3-7 L	3-12-3	7-14-1	9	12-29-0	0-0-0	Malin (L 1-5)	217	3:35
May 01, 2010	at Southern Illinois	2-4 L	2-6-2	4-9-2	9	12-30-0	0-0-0	Quattrocchi (L 4-5)	138	2:18
May 02, 2010	at Southern Illinois	5-8 L	5-9-0	8-13-2	9	12-31-0	0-0-0	Fairley (L 0-6)	201	2:50
May 08, 2010	at Bradley	1-7 L	1-7-0	7-10-0	7	12-32-0	0-0-0	Quattrocchi (L 4-6)	650	1:39
May 08, 2010	at Bradley	2-3 L	2-3-4	3-8-2	7	12-33-0	0-0-0	Malin (L 1-6)	650	1:30
May 09, 2010	BRADLEY	W 8-5	8-7-1	5-9-4	7	13-33-0	0-0-0	Hoguet (W 3-1)	133	2:09
May 09, 2010	BRADLEY	W 3-2	3-10-2	2-4-0	7	14-33-0	0-0-0	Fairley (W 1-6)	133	2:00
May 11, 2010	INDIANA STATE	5-7 L	5-13-5	7-8-0	9	14-34-0	0-0-0	Schaeffer (L 1-5)	103	2:50
May 12, 2010	vs Saint Louis	5-6 L	5-12-3	6-10-2	(10)	14-35-0	0-0-0	Rynearson (L 1-1)	345	3:19
May 21, 2010	at Eastern Kentucky	1-4 L	1-9-0	4-7-1	9	14-36-0	0-0-0	Malin (L 1-7)	119	2:09
May 21, 2010	at Eastern Kentucky	1-4 L	1-4-3	4-7-0	7	14-37-0	0-0-0	Hoguet (L 3-2)	110	1:43
May 22, 2010	at Eastern Kentucky	7-8 L	7-12-1	8-10-0	9	14-38-0	0-0-0	Ingersoll (L 0-2)	142	2:26

() extra inning game

Ohio Valley Conference



Beth DeBauche
Commissioner



Brad Walker
Associate Commissioner for
Operations/COO



Jennifer Gibbs
Assistant Commissioner
Championships



Kyle Schwartz
Assistant Commissioner for
Media Relations



Ryan Pulley
Assistant Commissioner
External Affairs



Heather Brown
Director
Media Relations



Matthew Banker
Assistant Commissioner
for Institutional Services

Entering its 63rd year, the Ohio Valley Conference continues to build on the success that has made it the nation's eighth-oldest NCAA Division I conference. For only the second time in a decade, the Conference expanded by adding SIUE as the league's 11th member in 2008. The move expanded the OVC's geographical footprint to the St. Louis market and marked the first change in membership since expanding to the state of Alabama (Jacksonville State) in 2003.

The 2009-10 school year saw a change in leadership as Beth DeBauche was named the seventh full-time commissioner in league history on July 28. She is currently one of just five females to be the head of a Division I conference, and one of just eight to lead a Division I conference all-time.

The last three commissioners of the OVC have moved on to jobs as the commissioner of the Big Ten, Big 12 and the Mid-American Conferences.

The OVC's proud history dates back to 1948, but seeds for the new league were actually planted in 1941. It was then that Roy Stewart, the athletics director at Murray State; Charles (Turkey) Hughes, the athletics director at Eastern Kentucky; and Kelly Thompson, the public relations director

at Western Kentucky, first broached the idea of forming a new conference. Discussions were put on hold by World War II, but reemerged Feb. 27-28, 1948 at the Kentucky Hotel in Louisville as the three original institutions combined with Morehead State, Louisville and Evansville to form the OVC.

In the 1950s, the OVC became a pioneer on a much more significant scale socially. During times of racial segregation, league member Morehead State became one of the first non-traditionally black mid-southern institutions to accept a black student. In 1958, Marshall Banks earned athletically-related aid at Morehead, which signed a second black athlete, Howard Murphy, a year later. In 1961, Murphy earned all-conference recognition as a halfback in football. With racial barriers broken, the rest of the institutions in the league began to provide educational and athletic opportunities to African-Americans.

The playing field is not the only place where OVC athletes are working hard. The league also recognizes excellence in the classroom. Six Scholar-Athlete Awards are presented yearly to male and female athletes, while others are commended for their academic success by being Medal of Honor recipients or earning a spot on the

Commissioner's Honor Roll. Additionally, the league annually presents one institutional Academic Achievement Award, as well as separate team awards in each Conference-sponsored sport. Since the College Sports Information Directors of America (CoSIDA) Academic All-America program began, the Ohio Valley Conference has had 192 student-athletes honored with the award, including 25 over the last two years (2008-09, 2009-10).

The vision of leadership demonstrated by the Founding Fathers in 1948 remains alive today as the Ohio Valley Conference prepares for the future. One example is in regard to the current trend in collegiate athletics administration for increased involvement of university presidents in setting policies and making rules.

The presidents of OVC institutions, however, have always governed the Conference, long before presidential governance became a national theme.

The Ohio Valley Conference sponsors the following sports: baseball, basketball, cross country, football, golf, tennis and track for men; and basketball, cross country, golf, soccer, softball, tennis, track and volleyball for women; as well as combined men's and women's rifle.

All-Time Roster

Jason Abernathy.....	1998-1999	Aaron Burke.....	1994	Chip Durland.....	2004-2005	Connor Haxel.....	2009
Fernando Aguirre.....	1979-1980	Mark Burris.....	1996-1997	Steve Earnhart.....	1973-1975	David Hays.....	1970-1971
David Aiello.....	1986	Bret Burris.....	2003	Jeff Ebeler.....	2002-2003	Darin Hendrickson.....	1990-1991
Dan Allaria.....	1982-1984	Matt Cady.....	1993-1994	Aaron Eberlin.....	1987-1988	Kent Hendrickson.....	1977-1978
Mike Allaria.....	1969-1972	Bill Campbell.....	1972-1973	Don Eberlin.....	1977-1979	Dennis Herrington.....	1977
Rick Allender.....	1993-1994	Steve Carey.....	1982	John Ebersohl.....	1996	James Hertel.....	2006-2007
Kyle Amerson.....	2006	Jeff Caron.....	2004	Ryan Edwards.....	1999-2000	Kurt Hill.....	1988-1989, 91-1992
Brady Arview.....	1998-1999	Tom Carroll.....	1978-1979	Adam Eggemeyer.....	2008-2009	Tom Hill.....	1978
Steve Ashby.....	1976-1977	Rik Carter.....	1983-1984	Steve Ehlers.....	1978	Brad Hinton.....	2002-2003
Justin Baecht.....	2002-2003	Todd Carter.....	1989-1992	Jeff Elsing.....	1987-1989, 91	Charlie Hodges.....	1981-1984
Luke Bahr.....	2008	Jim Caselton.....	1987-1988	Tom Epps.....	1995	Jamie Hogan.....	1990-1992
Ernie Baker.....	1988-1989	Josh Cate.....	2001-2002	Chris Erwin.....	1995-1998	Tim Hogan.....	1990-1992
Nick Baltz.....	1972-1975	Tony Catlett.....	1980	Ron Esary.....	1968	Josh Hoguet.....	2009
Chester Barker.....	1968	Cameron Cheek.....	2005-2006	Matt Evers.....	2001	Joe Holder.....	1968
Ben Bartley.....	2007-2008	Chris Chitwood.....	1994	Pat Evers.....	2004	Tim Holloway.....	1997
Tim Bateman.....	1987-1990	Josh Clark.....	2001	Zach Everist.....	2007-2008	Monty Hoops.....	1981
Walter Bates.....	2001	Matt Clark.....	1996	Mitchell Fairley.....	2008-2009	Michael Hopkins.....	2008-2009
Dusty Bauer.....	2000	Brian Clawson.....	1987-1988	Roger Ferguson.....	1984	Mason Horne.....	1998
Jackie Baugher.....	1981-1984	Terry Cochran.....	1983-1984	Alan File.....	1987	Steve Horner.....	1971
Andrew Beatty.....	2008-2009	Dan Cole.....	1969-1972	Mike Flazarano.....	1974-1975	Joel Housewright.....	1981-1982
John Belk.....	1969-1972	Gary Collins.....	1968-1969	Richard Fletcher.....	1983-1986	Jon Huber.....	2001
Roger Belshe.....	1970-1973	Ryan Collins.....	1998-1999	Danny Fletcher.....	2006-2007	Joe Huff.....	1968
Daniel Bennett.....	2008-2009	Tim Conkey.....	1979	Chuck Floarke.....	1986-1987	Jason Huhsman.....	1994-1995
Carl Benson.....	1968-1969	John Conrad.....	1969-1970	Jack Foristal.....	1969, 71	Luke Humphrey.....	2001-2004
Jeremiah Bergheger.....	1999	Jay Coughlin.....	1978-1979	Doug Fox.....	1992-1995	Mike Hurt.....	2008-2009
Steve Berra.....	2000-2001	Rich Coughlin.....	1979	Ben Fredbloom.....	2009	Jeff Huston.....	1991
D.R. Berry.....	2001	Ryan Cox.....	1996-1999	Brock Friese.....	1999-2000	Marty Johnes.....	1985-1987
Mike Bertagnolli.....	1986	John Coziar.....	1995	Mike Frische.....	1981	Jeff Johnson.....	1991-1992
Rick Bertagnolli.....	1982-1983	Ryan Crawford.....	1996-1997	Bob Frolichstein.....	1984-1987	Larry Johnson.....	1973-1975
Morry Bierman.....	1970	Joe Crenshaw.....	1971-1973	Scott Fuller.....	1993-1994	Tim Johnson.....	1973
Corey Blackwell.....	1999	Ryan Cross.....	1999-2000	Tim Gamble.....	1983	Chris Jones.....	1992-1994
Steve Bluemner.....	1985-1986	Dave Crouthers.....	1999-2001	Mike Gauvain.....	1984	Dave Jones.....	1983-1984
Joe Blumberg.....	1997-2000	Jay Cryder.....	1992-1993	Brian Geluck.....	1995-1996	David Jones.....	1992-1993
Kory Bohnenstiehl.....	2003	Roy Culbertson.....	1968	Bret Giaudrone.....	2000-2001	Kyle Jones.....	2003-2006
Jeremy Bond.....	2005	Aren Cummings.....	2008-2009	John Gibson.....	1982-1984	Ron Jones.....	2004-2005
Ed Boston.....	1973-1974	Tim Cyr.....	1993-1995	John Goddard.....	1968-1971	Dan Jouett.....	1969
Michael Bowen.....	2002	Ryan Czyz.....	2006-2007	Bryan Gonterman.....	1992-1995	Fred Judge.....	1990-1991
Mark Bozich.....	1986	Michael DalPozzo.....	2004-2007	Jim Grant.....	2006-2007	Kurt Junker.....	1989
Pat Braun.....	1985-1986	John Dant.....	1987	Bob Graves.....	1972-1973	Brian Kabbes.....	1983-1984
Tom Bray.....	1984-1985	Brett Darby.....	1995	Bob Gray.....	1981	Chris Kabbes.....	1991-1992
Steve Brendel.....	1977-1978	Jeff Darnall.....	2005-2006	Dave Gray.....	1981-1983	Rich Kantner.....	1979-1981
Adam Brennan.....	2002-2003	Jay Davis.....	1993	Tom Greco.....	1980-1983	Brian Kasting.....	1988-1989
David Briesacher.....	2003-2005	Steve Davis.....	1997	Jim Greenwald.....	1972-1974	Dean Kasting.....	1988-1989
Kyle Briggs.....	2000	Chris Dawdy.....	1981-1982	Doug Gremaud.....	1979-1980	Brian Keating.....	2003-2004
Mark Briggs.....	1995-1998	Travis Dawson.....	1999-2000	John Groennert.....	1984-1987	Rick Keefe.....	1970-1971
Don Broadway.....	1976-1977	Tim Degener.....	1988-1991	Nick Gruver.....	2007-2008	Brett Keeler.....	2009
Darren Brooks.....	1990	Pete Delkus.....	1984-1987	Jason Guest.....	1996-1999	Patrick Keller.....	2005-2008
Dustin Brooks.....	2007-2009	Jerry Deml.....	1976-1977	Scott Haberl.....	1984	Mike Kelly.....	1977-1978
Mike Brown.....	1975-1977	Jim Denny.....	1973	Cary Hadjuk.....	1977-1980	Jason Kessler.....	2000-2003
Jared Brueggeman.....	2002-2004	Daren DePew.....	1986-1987	Seth Hall.....	2006-2007	Pat Key.....	2001
Gerad Bryan.....	2007	Ken Desmaretz.....	1972-1973	Josh Hanewinkel.....	2002-2003	Chris Kiefer.....	1998
Dan Buck.....	1985	Josh DeWitte.....	2000-2001	Keith Harper.....	1982	Scott Kiely.....	1993-1994
Bob Buheler.....	1979-1980	Mike Dickey.....	1970-1973	Don Harris.....	1973	Mark Kiesewetter.....	1975
Damon Buehrer.....	1983-1984	Jan Dishinger.....	1971-1972	Brian Harshany.....	1993-1994	Matt King.....	1991-1992
Jesse Bugger.....	1997-1998	Jim Dohr.....	1974-1976	Todd Haug.....	1999-2002	Mike Kirkpatrick.....	1988
Mark Bugger.....	1998-2001	Steve Doll.....	2007-2008	Mike Havera.....	1998-1999	Pete Kleeman.....	1998-1999
Matt Buhs.....	1993-1994	Larry Donaldson.....	1978-1979	Stan Hawkins.....	1971-1973	Tom Klenke.....	1984-1987
Willis Bundy.....	1969-1972	Nathan Doty.....	2006	Thad Hawkins.....	2008	Dan Klutho.....	1970-1971
Cory Bunner.....	2005-2008	Tony Duenas.....	1984-1987	Zach Hawkins.....	2009	Chris Knopp.....	2000
Tom Burg.....	1980	Doug Duncan.....	1993-1994	Blaise Haxel.....	2009	Ed Kopff.....	1980-1981

All-Time Roster

Jay Kruckman.....1980-1981	Ron Padgett.....1981	Adam Schneider.....2006-2007	Bruce Thompson.....1968-1970
Daniel Kruep.....2006	Rick Parker.....1986	Pat Scholz.....1974-1976	Daniel Thomson.....2007-2008
James Kulovitz.....2007	Sam Pastrovich.....1974-1977	Dean Schulmeister.....1987-1988	Chase Thrasher.....2009
John Lakin.....1978-1980	Spencer Patton.....2009	Shawn Schulze.....1996-1997	Stuart Trask.....1974-1975
Rob LaMarsh.....1997-1998	Kevin Pesko.....1977-1979	Dennis Schutzenhofer.....1970-1971	Eric Tritsch.....2004
Brett Lancaster.....2008	Jarrod Peters.....2002-2003	Jeff Schwierjohn.....2002-2003	Adam Trotter.....1999
Sam Lance.....1989-1990	Pat Peterson.....1972-1974	Brad Scott.....2003-2004	Joe True.....1968
Don Lange.....1975-1978	Nathan Pflieger.....2008	David Scott.....2007-2009	Kent Turnbull.....1987-1988
Bill Lee.....1974-1976	Wes Pickering.....2000-2004	Mike Scroggins.....1968-1971	Kenny Turner.....1992-1994
Stan Lentz.....1990-1991	Dennis Pieper.....1968	Steve Seevers.....1981, 83-1984	Tim Twellman.....1975-1976
Pat Leonard.....1974-1976	Jerry Pilcher.....1969-1971, 73	Nick Seibert.....2001-2003	Tom Twellman.....1971-1974
Bennie Lewis.....1978	Dan Poos.....1968-1970	Rick Seiders.....1993	John Urban.....1974-1976
Mike Liay.....1977, 1979	Chuck Powell.....1990	Harvey Self.....1970-1971	Kevin Van Houten.....1992-1993
Cody Litteken.....2005-2008	Tim Powell.....1993	Jim Semanisin.....1983	Kent Vartanian.....1986-1987
Phil Little.....1986-1989	Eric Pruitt.....1997-1998	Dan Sergott.....1997-2000	Terry Vartanian.....1974-1975
Brian Lorenz.....2009	Tony Pugh.....1978-1979	Aaron Sester.....2006	Marc Vaughn.....1995
Marty Lowry.....1994-1995	Steve Pursley.....1994	Don Sheedy.....1981-1982	Tim Velten.....2004
Bill Luther.....1987-1990	Dustin Quattrocchi.....2009	Jameson Sheley.....2003-2006	Chad Vickrey.....1995
Mindaugas Macius.....1971-1972	Mark Quisenberry.....2001-2002	Dave Siebenberger.....1985-1986	Corey Vickrey.....1995
Larry Maden.....1979-1980	Bob Radosevich.....1989	Jason Sievert.....1997-1998	Dave Vieth.....1986-1988
Jerry Mahn.....2002-2003	Robert Rahn.....2003-2005	Brian Sikes.....1977-1979	Luke Vine.....2007-2009
Steve Malone.....1969-1972	Don Rains.....1969-1972	Joe Silkwood.....1981-1982	Nathan Vineyard.....1998
Matt Maltagliati.....1997	Doug Rains.....1981-1982	Jeff Silvey.....1995-1996	Scott Voellinger.....1979
Randy Manley.....1976-1979	Aaron Rakers.....1998-1999	Marc Simons.....1974	George Vogel.....1980-1983
Kirk Martin.....1982-1983	Curtis Reed.....1971	Bob Sirtak.....1989-1990	Mike Vogt.....1996
Kyle Martin.....2004-2005	Jon Rehg.....1973-1974	Dave Slimack.....1985	Phil Wahl.....1989
Mitch Matecki.....2009	Roger Rehg.....1968	Jake Smith.....2005-2006	Steve Waller.....1971
Bob Matzenbacher.....1974-1976	Bob Reichart.....1968-1969	Matt Smith.....1985-1986	Steve Ward.....1977
Brian Matzenbacher.....1999	Dennis Reinhardt.....1976	Mike Smith.....1977-1978	Eldon Warfield.....1978
Mike McAfee.....1989-1991	Scott Rensing.....1992-1993	Ted Smith.....1980-1983	Joe Wargo.....2003-2005
Greg McBride.....1975-1978	Joe Restoff.....1972	Vic Spagnola.....1977	Tim Wargo.....1988-1990
Justin McBride.....2002	Jarad Rettberg.....2002-2005	Scott Spinelle.....2009	Ed Wayne.....1991-1992
Lance McCord.....1977-1978	Bob Ricker.....1979	Bob Spotanski.....1993-1994	Dan Weaver.....1968-1970
Jeff McDaniel.....1984	Jeff Ridenour.....1995-1997	John Spotanski.....1993-1996	Alan Weber.....1968-1969
Brian McFarland.....1978-1979	Jeff Riebling.....1998	Ryan Spurgeon.....2002-2005	David Weber.....1993, 95
John Mendez.....1995-1996	Dave Riker.....1972-1973	Al Stahl.....1968	Darrell Wehrend.....1981-1982
Bob Meuth.....1971	P.J. Riley.....1987-1989	Zach Stead.....2007-2008	Kent Wells.....1975-1978
Eric Meyer.....2001-2002	Mark Ringering.....1991-1992	Randy Stedman.....1991-1994	Wenner.....1968
Ron Middleton.....1971-1972	Dan Ritzheimer.....1980-1983	Mark Steinmann.....1995-1996	Dennis Werth.....1974
Todd Miller.....1985-1986	Tom Ritzheimer.....1978-1981	Jeff Stephens.....1995, 97	Mike White.....2006-2007
Rich Minder.....1989-1990	Stan Robert.....1975	Mike Stewart.....1979-1982	Ryan Wiggs.....2007-2009
John Moad.....1991-1992	Mike Robertson.....1985	Sam Stewart.....1972-1973	Bob Wilber.....1976-1978
Beau Moody.....2001, 2003	Mike Robertson.....1997-1998	Rich Stierwalt.....1989-1991	Rick Wilber.....1969
Larry Moore.....1974-1976	Ron Rohlfing.....1969-1970, 72-1973	Tony Stoecklin.....1991-1992	Dale Wilderspin.....1972-1973
John Mueller.....1978-1980	Christian Rohlfing.....2007-2008	Bill Stolte.....1977-1979	Chip Wiley.....1997
Eric Mumma.....1996	Robert Ruth.....1995	Derek Stratman.....2005	Scott Wilkerson.....1982-1983
Jaymie Munson.....1996	Brent Rynearson.....2007-2009	Josh Street.....2008-2009	Matt Wilkinson.....2000-2001
Jerome Nelson.....1979	Al Sage.....1990-1991	Tim Stunkel.....2008	Chau Wilson.....1983-1984
Bryan Newby.....2005-2006	Mike Samuels.....1984	Dean Suhre.....1997	Doug Winfield.....1968
Dwight Newsome.....1986	Maurice Sanderson.....1969-1970	John Summers.....1971	Lyle Winter.....2007
James Noffke.....1977-1978	Ted Sangster.....1972	Tim Summers.....1972-1973	Greg Wolk.....1974-1976
Chilos Norris III.....2008-2009	Angel Santiago.....1995-1996	Tyler Symonds.....2004	Jared Wood.....1999-2000
Steve Novak.....1975-1978	Rusty Sarnes.....1997-1998	Frank Talbert.....1974	Nick Wooley.....2008
Vince Nyman.....1981-1982	Jack Scarborough.....1974-1976	Adam Tallman.....2004-2007	Zach Wooley.....2002-2004
Craig Ohlau.....2003-2005	Dave Schaake.....1975-1977	Tory Tate.....1999	Al Yount.....1983
John Oltman.....1968-1969	Ken Schaake.....1974	Kent Taylor.....1980-1983	Clay Zavada.....2005-2006
Chad Opel.....1999-2002	Scott Schaffer.....1982-1983	Nick Taylor.....2007	Tom Zielinski.....1984-1985
Doug Orban.....1984-1985	Dave Scheibal.....1985	James Tegethoff.....1988-1990	
Mike Ortt.....2000	Jim Scheibal.....1981-1984	Barry Thomas.....1977	
Stan Osterbur.....1976-1977	Ryan Schiever.....2008	Roger Thomas.....1980-1981	

Career Batting Records

Most hits

1.	356 Mark Bugger.....	1998-01
2.	302 Chad Opel.....	1999-02
3.	272 Mark Briggs.....	1995-98
4.	270 Cory Bunner.....	2005-08
5.	245 Todd Carter.....	1989-92
6.	235 Dave Crouthers.....	1999-01
7.	227 John Spotanski.....	1993-96
8.	226 Bill Luther.....	1987-90
9.	225 Tim Degener.....	1988-91
10.	210 Randy Stedman.....	1991-94
11.	208 George Vogel.....	1980-83
12.	200 Luke Humphrey.....	2001-04
13.	194 P.J. Riley.....	1987-89
14.	187 Tom Greco.....	1980-83
	187 Tony Duenas.....	1984-87
16.	180 Wes Pickering.....	2000,02-04
17.	178 Craig Ohlau.....	2003-05
18.	169 Tim Hogan.....	1990-92
19.	166 Jason Kessler.....	2000-03
20.	164 Jeff Elsing.....	1987-89,91
21.	162 Chris Kabbes.....	1991-92
22.	161 Josh Street.....	2008-09
	161 Travis Dawson.....	1999-00
24.	153 Richard Fletcher.....	1983-86
25.	152 Jackie Baugher.....	1981-84
26.	150 Jesse Bugger.....	1997-98
	150 Jeff Stephens.....	1995,97
28.	147 Ben Bartley.....	2007-08
29.	143 Dave Vieth.....	1986-88
30.	138 Tom Klenke.....	1984-87
	138 Mike Robertson.....	1997-98
	138 Darrell Wehrend.....	1981-82
33.	136 Angel Santiago.....	1995-96
	136 Tom Twellman.....	1971-74
	136 John Moad.....	1991-92
36.	135 Jamie Hogan.....	1990-92
37.	129 Daren Depew.....	1986-87
	129 Dan Allaria.....	1982-84
39.	128 Ryan Crawford.....	1996-97
	128 Steve Bluemner.....	1985-86
41.	126 Mike Brown.....	1975-77
42.	125 Rob LaMarsh.....	1997-98
43.	123 Tim Wargo.....	1988-90
44.	122 Daniel Thomson.....	2007-08
45.	121 Todd Haug.....	1999-02
46.	120 Chris Erwin.....	1995-98
	120 Ryan Czyz.....	2006-07
	120 Jeff Darnall.....	2005-06
49.	119 Michael DalPozzo.....	2004-07
50.	118 Dave Schaake.....	1975-77
51.	117 Pat Scholz.....	1974-76
52.	116 Jeff Silvey.....	1995-96
	116 Michael Hopkins.....	2008-09
54.	113 Dean Kasting.....	1988-89
55.	112 Dan Cole.....	1969-72
	112 Aaron Eberlin.....	1987-88
57.	110 Jared Brueggeman.....	2002-04
	110 Todd Miller.....	1985-86
59.	109 Bob Sirtak.....	1989-90
60.	108 Jake Smith.....	2005-06
61.	107 Jack Scarborough.....	1974-76
62.	106 Jerry Pilcher.....	1969-71,73
	106 Ron Rohlfing.....	1969-70,72-73
64.	104 Brian Geluck.....	1995-96
	104 Nick Seibert.....	2001-03
66.	103 Robert Rahn.....	2003-05
67.	102 Jim Caselton.....	1987-88
68.	101 Brian Harshary.....	1993-94
	101 Joel Housewright.....	1981-82
	101 Josh Cate.....	2001-02
71.	100 Steve Berra.....	2000-01
	100 Adam Eggemeyer.....	2008-09



2008 CoSIDA Academic All-American
Cory Bunner

Highest batting avg. (minimum 200 AB)

1.	.408 Tom Ritzheimer.....	(84-206).....	1978-81
2.	.401 Mike Robertson.....	(138-344).....	1997-98
3.	.400 Travis Dawson.....	(161-402).....	1999-00
4.	.397 Josh Street.....	(161-406).....	2008-09
5.	.394 Mark Bugger.....	(356-903).....	1998-01

Highest slugging pct. (minimum 200 AB)

1.	.722 Doug Duncan.....	(205 AB).....	1993-94
2.	.703 Mike Robertson.....	(344 AB).....	1997-98
3.	.648 Josh Street.....	(406 AB).....	2008-09
4.	.640 Dan Cole.....	(297 AB).....	1969-72
5.	.636 Chris Kabbes.....	(431 AB).....	1991-92

Highest on base pct. (minimum 200 AB)

1.	.516 Mike Allaria.....	(236 AB).....	1969-72
2.	.496 Doug Duncan.....	(205 AB).....	1993-94
3.	.487 Tom Ritzheimer.....	(206 AB).....	1978-81
4.	.482 Jeff Silvey.....	(303 AB).....	1995-96
5.	.469 Travis Dawson.....	(402 AB).....	1999-00

Most games played

1.	230 Mark Bugger.....	1998-01
2.	229 Chad Opel.....	1999-02
3.	215 Cory Bunner.....	2005-08
4.	208 Mark Briggs.....	1995-98
	208 George Vogel.....	1980-83

Most games started

1.	230 Mark Bugger.....	1998-01
2.	228 Chad Opel.....	1999-02
3.	210 Cory Bunner.....	2005-08
4.	207 Mark Briggs.....	1995-98
5.	191 Bill Luther.....	1987-90

Most at bats

1.	903 Mark Bugger.....	1998-01
2.	850 Chad Opel.....	1999-02
3.	795 Cory Bunner.....	2005-08
4.	793 Mark Briggs.....	1995-98
5.	724 Todd Carter.....	1989-92

Most runs scored

1.	229 Chad Opel.....	1999-02
2.	204 Mark Bugger.....	1998-01
3.	185 Mark Briggs.....	1995-98
4.	175 Todd Carter.....	1989-92
5.	156 Tim Hogan.....	1990-92

Most doubles

1.	59 Chad Opel.....	1999-02
2.	57 Mark Bugger.....	1998-01
3.	56 Bill Luther.....	1987-90
4.	54 Dave Crouthers.....	1999-01
5.	52 Mark Briggs.....	1995-98

Most triples

1.	27 Todd Carter.....	1989-92
2.	23 Mike Brown.....	1975-77
3.	22 Tom Greco.....	1980-83
4.	19 George Vogel.....	1980-83
5.	17 Darrell Wehrend.....	1981-82

Most home runs

1.	30 Tony Duenas.....	1984-87
2.	27 George Vogel.....	1980-83
3.	25 Mark Briggs.....	1995-98
4.	24 Rob LaMarsh.....	1997-98
5.	23 P.J. Riley.....	1987-89

Most runs batted in

1.	216 Mark Bugger.....	1998-01
2.	186 Mark Briggs.....	1995-98
3.	184 Dave Crouthers.....	1999-01
4.	146 Tony Duenas.....	1984-87
5.	144 George Vogel.....	1980-83

Most total bases

1.	505 Mark Bugger.....	1998-01
2.	426 Chad Opel.....	1999-02
3.	417 Mark Briggs.....	1995-98
4.	393 Todd Carter.....	1989-92
5.	366 Dave Crouthers.....	1999-01

Most walks

1.	111 Tim Hogan.....	1990-92
2.	106 Todd Carter.....	1989-92
3.	100 Chad Opel.....	1999-02
4.	98 Jeff Elsing.....	1987-89,91
5.	96 Mike Allaria.....	1969-72

Most times hit by pitch

1.	31 Nick Seibert.....	2001-03
2.	29 Brock Friese.....	1999-00
3.	26 Chad Opel.....	1999-02
4.	25 Joe Silkwood.....	1981-82
5.	24 Mark Bugger.....	1998-01

Most stolen bases

1.	89 Tim Hogan.....	(89-104).....	1990-92
2.	72 George Vogel.....	(72-83).....	1980-83
3.	70 Todd Carter.....	(70-88).....	1989-92
4.	66 Jamie Hogan.....	(66-79).....	1990-92
5.	62 Mark Briggs.....	(62-68).....	1995-98

Career Pitching/Fielding Records

Lowest earned run avg. (minimum 100 IP)

1.	1.78....	Cameron Cheek.....	(161.2 IP).....	2005-06
2.	2.00....	Nick Baltz.....	(203.0 IP).....	1972-75
3.	2.17....	James Hertel.....	(116.1 IP).....	2006-07
4.	2.33....	Ron Middleton.....	(150.1 IP).....	1971-72
5.	2.36....	Bret Gaudrone.....	(156.1 IP).....	1968-70

Lowest opponent batting avg. (minimum 100 IP)

1.	.193....	Bret Gaudrone.....	(156.1 IP).....	2000-01
2.	.211....	Kyle Jones.....	(249.0 IP).....	2003-06
3.	.216....	Cameron Cheek.....	(161.2 IP).....	2005-06
4.	.217....	James Hertel.....	(116.1 IP).....	2006-07
5.	.228....	Dave Crouthers.....	(193.2 IP).....	1999-01

Fewest walks allowed/9 inn game (minimum 100 IP)

1.	1.34....	Cameron Cheek.....	(161.2 IP).....	2005-06
2.	1.85....	David Briesacher.....	(111.2 IP).....	2003-05
3.	1.94....	Kent Turnbull.....	(102.0 IP).....	1987-88
4.	2.09....	James Hertel.....	(116.1 IP).....	2006-07
5.	2.08....	Bruce Thompson.....	(168.2 IP).....	1968-70

Most strikeouts/9 inn game (minimum 100 IP)

1.	11.69...	Clay Zavada.....	(124.0 IP).....	2005-06
2.	9.66....	Aaron Rakers.....	(181.2 IP).....	1998-99
3.	9.40....	Steve Malone.....	(208.2 IP).....	1969-72
4.	9.21....	Rob LaMarsh.....	(131.0 IP).....	1997-98
5.	9.15....	Bret Gaudrone.....	(156.1 IP).....	2000-01

Most wins

1.	26.....	Pete Delkus.....	(26-14).....	1984-87
	26.....	Ryan Cox.....	(26-13).....	1996-99
	26.....	Doug Fox.....	(26-18).....	1992-95
4.	25.....	John Groennert.....	(25-14).....	1984-87
5.	22.....	Jim Scheibal.....	(23-7).....	1981-84
	22.....	Tony Duenas.....	(22-13).....	1984-87

Most saves

1.	19.....	Pete Delkus.....	1984-87
2.	18.....	Bret Gaudrone.....	2000-01
3.	17.....	Jason Guest.....	1996-99
4.	10.....	Adam Schneider.....	2006-07
5.	7.....	Patrick Keller.....	2005-08
	7.....	Joe Silkwood.....	1981-82

Most appearances

1.	95.....	Jason Guest.....	1996-99
2.	78.....	Pete Delkus.....	1984-87
3.	67.....	Bryan Gonterman.....	1992-95
4.	66.....	Dan Sergott.....	1997-00
5.	62.....	Bret Gaudrone.....	2000-01

Most games started

1.	45.....	Ryan Cox.....	1996-99
2.	44.....	John Groennert.....	1984-87
3.	43.....	Doug Fox.....	1992-95
4.	42.....	Tony Duenas.....	1984-87
5.	41.....	Adam Tallman.....	2004-07
	41.....	Kyle Jones.....	2003-06
	41.....	Ted Smith.....	1980-83

Most complete games

1.	25.....	Doug Fox.....	1992-95
2.	21.....	Ryan Cox.....	1996-99
3.	20.....	John Groennert.....	1984-87
4.	19.....	Pete Delkus.....	1984-87
	19.....	Tom Ritzheimer.....	1978-81
	19.....	Ted Smith.....	1980-83

Most innings pitched

1.	319.1...	Doug Fox.....	1992-95
2.	315.2...	Ryan Cox.....	1996-99
3.	297.1...	John Groennert.....	1984-87



2006 All-American
Kyle Jones



Adam Tallman - threw last nine-inning no-hitter in 2005.

SIUE No-Hitters

- Ron Middleton vs. Nicholls State (1972), 9 inn. (First-ever in NCAA-II Tournament)
- Jim Scheibal vs. Illinois Tech (1982), 7 inn.
- Mike McAfee, John Moad and Chris Kabbes vs. Savannah A&D (1991), 5 inn.
- Tony Stoecklin vs. Truman State (1991), 7 inn.
- Jeff Johnson vs. Metro State (1991), 5 inn.
- Doug Fox vs. Southern Indiana (1995), 9 inn.
- Brian Matzenbacher vs. Kentucky Wesleyan (1999), 7 inn.
- Brian Keating vs. UW-Parkside (2003), 7 inn.
- Adam Tallman vs. Concordia (N.Y.) (2005), 9 inn.
- Kyle Jones vs. Northern Kentucky (2006), 7 inn.

4.	271.0...	Pete Delkus.....	1984-87
5.	265.0...	Ted Smith.....	1980-83

Most strikeouts

1.	261....	Ryan Cox.....	1996-99
2.	253....	Kyle Jones.....	2003-06
3.	218....	Steve Malone.....	1969-72
4.	217....	Tony Duenas.....	1984-87
5.	205....	Doug Fox.....	1992-95

Most batters faced

1.	1408...	Ryan Cox.....	1996-99
2.	1144...	Jarad Rettberg.....	2002-05
3.	1083...	Adam Tallman.....	2004-07
4.	1046...	Kyle Jones.....	2003-06
	1046...	Tom Ritzheimer.....	1978-81

FIELDING (CAREER)

Highest fielding pct. (minimum 100 chances)

1.	.996....	Tim Hogan.....	(239-13-1).....	1990-92
2.	.994....	Scott Haberl.....	(313-22-2).....	1984
3.	.993....	Bill Campbell.....	(274-15-2).....	1972-73
4.	.991....	Jason Sievert.....	(101-4-1).....	1997-98

5.	.990....	Three tied
----	----------	------------

Most chances

1.	1298...	Bill Luther.....	1987-90
2.	1249...	Tony Duenas.....	1984-87
3.	1164...	Craig Ohlau.....	2003-05
4.	1052...	Tom Greco.....	1980-83
5.	1039...	Chad Opel.....	1999-02

Most putouts

1.	1218...	Bill Luther.....	1987-90
2.	1106...	Tony Duenas.....	1984-87
3.	1085...	Craig Ohlau.....	2003-05
4.	871....	Tom Greco.....	1980-83
5.	787....	Todd Haug.....	1999-02

Most assists

1.	597....	Chad Opel.....	1999-02
2.	548....	Mark Bugger.....	1998-01
3.	469....	Randy Stedman.....	1991-94
4.	384....	Cory Bunner.....	2005-08
5.	361....	Wes Pickering.....	2000-04

Single-Season Records

HITTING (SEASON)

Most hits

1.	110	Mark Bugger	2001
2.	104	Chad Opel	2001
3.	94	Tim Degener	1991
4.	91	Dave Crouthers	2001
	91	Mark Bugger	2000
6.	86	Jesse Bugger	1998
7.	85	Jeff Stephens	1997
8.	84	Chad Opel	2002
	84	Mark Bugger	1998
10.	83	Travis Dawson	2000

Highest batting avg. (minimum 100 AB)

1.	.423	Tim Degener	(94-222)	1991
2.	.423	Doug Duncan	(69-163)	1994
3.	.420	Chad Opel	(84-200)	2002
4.	.415	Jesse Bugger	(86-207)	1998
5.	.414	Mark Bugger	(91-220)	2000

Highest slugging pct. (minimum 100 AB)

1.	.810	Doug Duncan	(163 AB)	1994
2.	.729	Mike Robertson	(181 AB)	1998
3.	.696	Brian Harshany	(125 AB)	1993
4.	.693	Chris Kabbes	(205 AB)	1992
5.	.685	Tony Duenas	(168 AB)	1985

Highest on base pct. (minimum 100 AB)

1.	.541	Doug Duncan	(163 AB)	1994
2.	.528	Mike Allaria	(113 AB)	1972
3.	.504	Chad Opel	(200 AB)	2002
4.	.500	Bill Lee	(140 AB)	1976
5.	.498	Tim Degener	(222 AB)	1991

Most at bats

1.	274	Chad Opel	2001
2.	269	Mark Bugger	2001
3.	262	Dave Crouthers	2001
4.	232	Todd Carter	1991
5.	229	Jeff Stephens	1997

Most runs scored

1.	82	Chad Opel	2001
2.	74	Tim Hogan	1991
3.	72	Jeff Stephens	1997
4.	66	Mark Bugger	2001
5.	65	Chad Opel	2000

Most doubles

1.	26	Josh Street	2008
2.	24	John Moad	1991
3.	23	Dave Crouthers	2000
4.	22	John Moad	1992
5.	21	Chad Opel	2002

Most triples

1.	12	George Vogel	1980
2.	11	Todd Carter	1992
	11	Jeff Stephens	1997
4.	10	Tom Greco	1982
5.	9	Darrell Wehrend	1981
	9	Chris Kabbes	1992

Most home runs

1.	15	Josh Street	2009
	15	Tony Duenas	1985
2.	14	Mike Robertson	1998
	14	Doug Duncan	1994
4.	13	Nick Seibert	2001
	13	Rob LaMarsh	1998



Two-time All-American Mark Bugger

Most runs batted in

1.	81	Dave Crouthers	2001
2.	70	Mark Bugger	2001
3.	67	Mike Robertson	1998
4.	66	Chris Kabbes	1991
5.	63	Tim Degener	1991

Most total bases

1.	161	Mark Bugger	2001
2.	151	Dave Crouthers	2001
3.	148	Chad Opel	2001
4.	143	Josh Street	2009
5.	142	Chris Kabbes	1992

Most walks

1.	49	Tim Hogan	1991
2.	46	Danny Fletcher	1986
3.	44	Mike Bertagnoli	1986
	44	Mike Allaria	1972
	44	Bill Lee	1976

Most times hit by pitch

1.	24	Nick Seibert	2001
2.	22	Brock Friese	1999
	22	Jack Scarborough	1976
4.	21	Ed Kopff	1980
5.	14	Cary Hadjuk	1978

Most stolen bases

1.	41	Tim Hogan (41-47)	1991
2.	37	George Vogel (37-41)	1983
3.	36	Jeff Stephens (36-39)	1995
4.	35	Tim Gamble (35-41)	1983
5.	31	Don Lange (31-31)	1977

FIELDING (SEASON)

Highest fielding pct. (minimum 100 chances)

1.	.997	Jake Smith	(357-25-1)	2006
2.	.996	Dave Vieth	(210-33-1)	1988
3.	.996	Michael Hopkins	(218-12-1)	2008
4.	.995	Todd Haug	(411-29-2)	2001
5.	.994	Jason Kessler	(160-14-1)	2003

Most chances

1.	503	Craig Ohlau	2005
	503	Josh DeWitte	2001
3.	487	Craig Ohlau	2004
4.	454	Bill Luther	1990
5.	448	John Moad	1992

Most putouts

1.	470	Josh DeWitte	2001
2.	463	Craig Ohlau	2004
	463	Craig Ohlau	2005
4.	434	Bill Luther	1990
5.	411	Todd Haug	2001

Most assists

1.	184	Chad Opel	2001
2.	177	Jeff Stephens	1997
3.	173	Chad Opel	2002
4.	169	Jim Caselton	1987
5.	168	Mark Bugger	2001

PITCHING (SEASON)

Lowest earned run avg. (minimum 50 IP)

1.	0.85	Kyle Jones	(84.2 IP)	2006
2.	1.27	Nick Baltz	(85.0 IP)	1975
3.	1.59	Cameron Cheek	(79.1 IP)	2006
4.	1.75	Ron Middleton	(72.0 IP)	1972
5.	1.77	Ryan Cox	(86.2 IP)	1999

Most wins

1.	11	John Groennert	(11-1)	1987
	11	Kyle Jones	(11-1)	2006
3.	10	Tim Bateman	(10-2)	1990
	10	Tony Guenas	(10-3)	1985
	10	Darin Hendrickson	(10-4)	1991
	10	Dave Crouthers	(10-6)	2001

Most saves

1.	14	Bret Giaudrone	2001
2.	8	Jason Guest	1997
	8	Adam Schneider	2006
4.	7	Pete Delkus	1986
5.	6	Pete Delkus	1985

Most appearances

1.	41	Bret Giaudrone	2001
2.	32	Jason Guest	1997
3.	27	Pete Delkus	1986
	27	Jason Guest	1998
5.	26	Bryan Gonterman	1992

Most shutouts

1.	6	Kyle Jones	2006
2.	5	Ryan Cox	1999
	5	Cameron Cheek	2006
4.	4	Tony Duenas	1985
5.	3	Kyle Jones	2005

Most innings pitched

1.	112.1	Dave Crouthers	2001
2.	112.0	Darin Hendrickson	1991
3.	102.2	Josh Clark	2001
4.	101.2	Aaron Rakers	1999
5.	99.0	Doug Fox	1994

Accomplishments

NCAA Tournaments

Year	Regional	National	Player	Pos.	Year	Player	Pos.	Year	Player	Pos.	Year
1970	2nd Place		Tom Burg	C/OF	1977	Randy Manley	C	1977	Jesse Bugger	3B**	1998
1971	2nd Place		Tom Ritzheimer	P/OF	1980	Tom Burg	C/OF	1980	Mark Briggs	OF**	1998
1972	1st Place	3rd Place	Darrell Wehrend	OF/1B	1981	Tom Ritzheimer	P/OF	1981	Rob LaMarsh	P**	1998
1973	6th Place		Joe Silkwood	P/DH	1982	Darrell Wehrend	OF/1B	1982	Mark Bugger	3B*	1999
1974	4th Place		Tom Greco	1B**	1982	Joe Silkwood	P/DH	1982	Ryan Cox	P*	1999
1975	4th Place		Steve Carey	SS**	1982	Tom Greco	1B**	1982	Dave Crouthers	OF*	1999
1976	1st Place	2nd	George Vogel	OF	1983	Steve Carey	SS**	1982	Travis Dawson	OF*	1999
1977	1st Place	8th Place	Tim Gamble	2B/OF	1983	George Vogel	OF	1983	Mark Bugger	SS*	2000
1982	4th Place		Tom Greco	1B**	1983	Tim Gamble	2B/OF	1983	Dave Crouthers	OF**	2000
1983	1st Place	4th Place	Dan Allaria	3B**	1983	Tom Greco	1B**	1983	Travis Dawson	OF**	2000
1985	1st Place	6th Place	Jim Scheibal	P**	1983	Dan Allaria	3B**	1983	Mark Bugger	2B*	2001
1986	4th Place		Terry Cochran	2B***	1983	Jim Scheibal	P**	1983	Chad Opel	SS*	2001
1987	2nd Place		Scott Wilkerson	C***	1983	Terry Cochran	2B***	1983	Matt Wilkinson	SP*	2001
1989	2nd Place		Scott Schaffer	P***	1983	Scott Wilkerson	C***	1983	Bret Giaudrone	RP*	2001
1990	2nd Place		Dan Allaria	3B/C	1984	Scott Schaffer	P***	1983	Dave Crouthers	SP**	2001
1991	1st Place	5th Place	Terry Cochran	2B***	1984	Dan Allaria	3B/C	1984	Dave Crouthers	OF**	2001
1992	3rd Place		Richard Fletcher	OF/C***	1984	Terry Cochran	2B***	1984	Chad Opel	SS*	2002
1997	1st place	5th Place	Mike Robertson	SS/OF**	1984	Richard Fletcher	OF/C***	1984	Brad Hinton	RP*	2003
1998	2nd place		Steve Bluemner	3B***	1985	Mike Robertson	SS/OF**	1985	Ron Jones	SP**	2004
2001	1st place	5th Place	Tom Zielinski	C***	1985	Steve Bluemner	3B***	1985	Cameron Cheek	SP*	2005
2006	3rd place		Pat Braun	P**	1985	Tom Zielinski	C***	1985	Kyle Jones	SP!	2006
2007	5th place		Tony Duenas	P/1B**	1985	Pat Braun	P**	1985	Cameron Cheek	SP**	2006
			Daren Depew	C***	1986	Tony Duenas	P/1B**	1986	James Hertel	SP*	2007
			John Groennert	P**	1986	Daren Depew	C***	1986	Cory Bunner	SS**	2007
			Jim Caselton	SS***	1987	John Groennert	P**	1987	Ben Bartley	3B**	2007
			Pete Delkus	P***	1987	Jim Caselton	SS***	1987	Gerad Bryan	SP**	2007
			Aaron Eberlin	1B/OF**	1988	Pete Delkus	P***	1987	*First team **Second team ***Third team		
			Dean Kasting	3B**	1988	Aaron Eberlin	1B/OF**	1988	!Regional Pitcher of the Year		
			Darin Hendrickson	P*	1990	Dean Kasting	3B**	1988			
			Todd Carter	OF**	1990	Darin Hendrickson	P*	1990			
			Sam Lance	P**	1990	Todd Carter	OF**	1990			
			Tim Degener	C**	1990	Sam Lance	P**	1990			
			Chris Kabbes	3B*	1991	Tim Degener	C**	1990			
			Tim Hogan	OF*	1991	Chris Kabbes	3B*	1991			
			Jeff Elsing	OF*	1991	Tim Hogan	OF*	1991			
			John Moad	1B**	1991	Jeff Elsing	OF*	1991			
			Matt King	P**	1991	John Moad	1B**	1991			
			Chris Kabbes	OF*	1992	Matt King	P**	1991			
			Todd Carter	OF*	1992	Chris Kabbes	OF*	1992			
			Jamie Hogan	SS**	1992	Todd Carter	OF*	1992			
			Tim Hogan	OF**	1992	Jamie Hogan	SS**	1992			
			Doug Fox	P**	1992	Tim Hogan	OF**	1992			
			Doug Fox	P**	1993	Doug Fox	P**	1992			
			Brian Harshany	3B**	1993	Doug Fox	P**	1993			
			Doug Duncan	1B*	1994	Brian Harshany	3B**	1993			
			John Spotanski	OF*	1995	Doug Duncan	1B*	1994			
			Doug Fox	P**	1995	John Spotanski	OF*	1995			
			Jeff Stephens	SS**	1995	Doug Fox	P**	1995			
			Steve Davis	1B**	1997	Jeff Stephens	SS**	1995			
			Mike Robertson	3B**	1997	Steve Davis	1B**	1997			
			Jeff Stephens	SS**	1997	Mike Robertson	3B**	1997			
			Mark Briggs	OF**	1997	Jeff Stephens	SS**	1997			
			Ryan Cox	P**	1997	Mark Briggs	OF**	1997			
			Mike Robertson	SS*	1998	Ryan Cox	P**	1997			
			Jason Sievert	DH*	1998	Mike Robertson	SS*	1998			
						Jason Sievert	DH*	1998			

All-Americans

Player	Pos.	Year	Player	Pos.	Year	Player	Pos.	Year
Dan Cole	1B	1972	Dean Kasting	3B**	1988	Ben Bartley	3B	2007
Mike Allaria	3B	1972	Darin Hendrickson	P*	1990			
Nick Baltz	P	1975	Todd Carter	OF**	1990			
John Urban	3B	1976	Sam Lance	P**	1990			
Darrell Wehrend	OF	1982	Tim Degener	C**	1990			
Ted Smith	P	1983	Chris Kabbes	3B*	1991			
Pete Delkus	P	1985	Tim Hogan	OF*	1991			
Tony Duenas	1B/P	1985	Jeff Elsing	OF*	1991			
P.J. Riley	OF	1989	John Moad	1B**	1991			
Tim Bateman	P	1990	Matt King	P**	1991			
Tim Degener	C	1991	Chris Kabbes	OF*	1992			
Chris Kabbes	OF	1992	Todd Carter	OF*	1992			
Doug Duncan	1B	1994	Jamie Hogan	SS**	1992			
Ryan Cox	P	1997	Tim Hogan	OF**	1992			
Mike Robertson	3B	1997	Doug Fox	P**	1992			
Mark Bugger	SS	2000	Doug Fox	P**	1993			
Mark Bugger	2B	2001	Brian Harshany	3B**	1993			
Matt Wilkinson	P	2001	Doug Duncan	1B*	1994			
Bret Giaudrone	P	2001	John Spotanski	OF*	1995			
Chad Opel	SS	2001	Doug Fox	P**	1995			
Kyle Jones	P	2006	Jeff Stephens	SS**	1995			
			Steve Davis	1B**	1997			
			Mike Robertson	3B**	1997			
			Jeff Stephens	SS**	1997			
			Mark Briggs	OF**	1997			
			Ryan Cox	P*	1997			
			Rob LaMarsh	DH**	1997			
			Jeff Stephens	SS**	1997			
			Rob LaMarsh	P/1B*#	1998			

All-District/All-Region Performers

Player	Pos.	Year	Player	Pos.	Year	Player	Pos.	Year
Tom Twellman	2B/OF	1973	Mark Briggs	OF**	1997	John Spotanski	OF**	1996
Steve Ashley	P	1976	Ryan Cox	P**	1997	Jeff Silvey	SS**	1996
Stan Osterbur	P	1976	Mike Robertson	SS*	1998	Jeff Ridenour	P**	1996
Tim Twellman	2B	1976	Jason Sievert	DH*	1998	Steve Davis	1B*	1997
						Mark Briggs	OF*	1997
						Mike Robertson	3B*	1997
						Ryan Cox	P*	1997
						Rob LaMarsh	DH**	1997
						Jeff Stephens	SS**	1997
						Rob LaMarsh	P/1B*#	1998

Rawlings/ABCA

Golden Glove Award

Ben Bartley 3B 2007

North Central Regional

All-Tournament Team (1991)

Darin Hendrickson	P	1991	Jeff Darnall	OF**	2005
Tony Stoecklin	P	1991	Jake Smith	C***	2005
John Moad	1B	1991	Cory Bunner	SS*	2007
Randy Stedman	2B	1991	Adam Tallman	SP*	2007
Jamie Hogan	SS	1992	James Hertel	SP*	2007
Tim Hogan	OF	1992	Ben Bartley	3B**	2007
Jeff Elsing	OF	1992	Gerad Bryan	SP**	2007
Mark Ringering	DH	1992	Ryan Cxyz	OF***	2007
Most Valuable Player - John Moad			Luke Vine	SP***	2007
			Gary Collins	Coach of the Year	2007

All-Conference

John Spotanski	OF**	1996	Ben Bartley	3B*	2008
Jeff Silvey	SS**	1996	Josh Street	2B**	2008
Jeff Ridenour	P**	1996	Cory Bunner	SS**	2008
Steve Davis	1B*	1997	Adam Eggemeyer	OF**	2008
Mark Briggs	OF*	1997	Daniel Thomson	OF**	2008
Mike Robertson	3B*	1997	Josh Street	2B*	2009
Ryan Cox	P*	1997	*1st Team **2nd Team		
Rob LaMarsh	DH**	1997	***Honorable Mention		
Jeff Stephens	SS**	1997	#Player of the Year !Pitcher of the Year		
Rob LaMarsh	P/1B*#	1998	&Freshman of the Year		

Team Records

HITTING (SEASON)

Highest batting avg.

1.....	.354 (668-1886)	1998
2.....	.353 (685-1943)	1997
3.....	.345 (675-1955)	1991
4.....	.335 (521-1556)	1995
5.....	.333 (572-1720)	1996

Highest slugging pct.

1.....	.551 (1886 AB)	1998
2.....	.520 (1955 AB)	1991
3.....	.519 (1943 AB)	1997
4.....	.505 (1525 AB)	1988
5.....	.490 (1509 AB)	1989

Highest on base pct.

1.....	.430 (1886 AB)	1991
2.....	.412 (960 AB)	1971
3.....	.412 (1943 AB)	1997
4.....	.410 (1514 AB)	1982
5.....	.409 (1886 AB)	1998

Most games played

1.....	68	2001
2.....	60	1991
.....	60	1981
.....	60	1986
.....	60	2006

Most at bats

1.....	2313	2001
2.....	1955	1991
3.....	1943	1997
4.....	1886	1998
5.....	1850	2000

Most runs scored

1.....	554	1981
2.....	499	1991
3.....	482	1997
4.....	468	2001
5.....	461	1998

Most hits

1.....	694	2001
2.....	685	1997
3.....	675	1991
4.....	668	1998
5.....	585	2008

Most doubles

1.....	146	1991
2.....	125	2000
3.....	123	1997
4.....	119	2001
5.....	114	1998

Most triples

1.....	54	1981
2.....	41	1976
3.....	38	1992
4.....	36	1982
5.....	33	1977

Most home runs

1.....	69	1998
2.....	60	2001
3.....	48	1981
4.....	47	1997
.....	47	1987

Most runs batted in

1.....	443	1997
2.....	440	1991
3.....	425	1998
4.....	421	2001
5.....	368	1981

Most total bases

1.....	1039	1998
2.....	1035	2001
3.....	1016	1991
4.....	1009	1997
5.....	823	1992

Most walks

1.....	287	1991
2.....	286	1982
3.....	251	2001
4.....	249	1986
5.....	244	1981

Most times hit by pitch

1.....	58	2001
2.....	50	2007
.....	50	2002
4.....	48	2008
.....	48	2000

Most times struck out

1.....	416	2001
2.....	352	2002
3.....	299	2006
4.....	295	2007
.....	295	1999

Most sacrifice flies

1.....	32	1986
2.....	31	1997
.....	31	2007
.....	31	1983
5.....	29	1989

Most sacrifice hits

1.....	48	2006
2.....	41	1977
3.....	40	2005
4.....	39	1981
.....	39	1994

Most stolen bases

1.....	131 (131-160)	1991
2.....	128 (128-152)	1983
3.....	112 (112-131)	1990
4.....	106 (106-128)	1981
5.....	91 (91-116)	1999

Fewest stolen bases

1.....	15 (15-15)	1968
.....	15 (15-26)	2003
3.....	18 (18-30)	1971
4.....	24 (24-34)	1969
5.....	29 (29-36)	2002

Most stolen base attempts

1.....	160 (131-160)	1991
2.....	152 (128-152)	1983
3.....	131 (112-131)	1990
4.....	128 (106-128)	1981
5.....	116 (91-116)	1999

Fewest stolen base attempts

1.....	15 (15-15)	1968
2.....	26 (15-26)	2003
3.....	30 (18-30)	1971
4.....	34 (24-34)	1969
5.....	36 (29-36)	2002

PITCHING (SEASON)

Lowest earned run avg.

1.....	2.09 (487.0 IP)	2006
2.....	2.51 (445.1 IP)	2007
3.....	2.61 (248.0 IP)	1973
4.....	2.67 (391.0 IP)	1976
5.....	2.90 (431.0 IP)	1999

Fewest walks allowed/9 inn game

1.....	2.52 (428.2 IP)	1998
2.....	2.57 (126.0 IP)	1969
3.....	2.81 (429.0 IP)	1987
4.....	2.96 (487.0 IP)	2006
5.....	3.11 (445.1 IP)	2007

Most walks allowed/9 inn game

1.....	5.31 (268.0 IP)	1979
2.....	5.11 (442.0 IP)	2002
3.....	5.02 (292.0 IP)	1975
4.....	4.97 (414.1 IP)	1996
5.....	4.94 (368.0 IP)	1980

Most strikeouts/9 inn game

1.....	9.79 (102.0 IP)	1968
2.....	8.48 (487.0 IP)	2006
3.....	8.42 (431.0 IP)	1999
4.....	7.97 (244.0 IP)	1971
5.....	7.94 (431.0 IP)	2005

Most wins

1.....	43 (43-17)	1991
2.....	41 (41-27)	2001
3.....	40 (40-19)	2006
.....	40 (40-15)	1987
5.....	39 (39-21)	1986

Most saves

1.....	14	2001
.....	14	2006
3.....	12	2000
4.....	11	1997
.....	11	1986

Most complete games

1.....	31	1980
2.....	27	1990
3.....	26	1985
.....	26	1999
5.....	25	1989

Most shutouts

1.....	21	2006
2.....	12	1999
3.....	11	1985
4.....	10	2007
5.....	7	1990

Most innings pitched

1.....	561.2	2001
2.....	487.0	2006
3.....	462.0	1991
4.....	452.0	2000
5.....	449.0	1986

Most runs allowed

1.....	406	1997
2.....	358	2001
3.....	351	1981
4.....	332	1986
5.....	319	1998

Fewest runs allowed

1.....	60	1968
.....	60	1969
3.....	120	1973
4.....	147	1978
.....	147	1975

Most earned runs allowed

1.....	324	1997
2.....	260	2001
3.....	251	2000
4.....	248	1986
5.....	246	1981

Fewest earned runs allowed

1.....	40	1969
2.....	44	1968
3.....	72	1973
4.....	101	1975
5.....	108	1971

Most walks allowed

1.....	278	2001
2.....	251	2002
3.....	229	1996
4.....	225	1986
5.....	224	1991

Fewest walks allowed

1.....	36	1969
2.....	43	1968
3.....	92	1971
4.....	99	1973
5.....	101	1978

Most strikeouts

1.....	482	2001
2.....	459	2006
3.....	403	1999
4.....	380	2005
5.....	369	2007

FIELDING (SEASON)

Highest fielding pct.

1.....	.967 (378-240-21)	1969
2.....	.966 (1384-553-68)	1991
3.....	.962 (1283-576-73)	1987
4.....	.962 (925-449-54)	1984
5.....	.962 (1164-505-66)	1990

Most chances

1.....	2464	2001
2.....	2126	2006
3.....	2087	1981
4.....	2035	1997
5.....	2034	2002

Most putouts

1.....	1685	2001
2.....	1461	2006
3.....	1384	1991
4.....	1356	2000
5.....	1344	1997

Most assists

1.....	717	1981
2.....	666	2001
3.....	614	1996
4.....	610	2002
5.....	586	1997

Most errors

1.....	123	1981
2.....	119	1986
3.....	113	2001
4.....	111	2000
5.....	110	1977

Fewest errors

1.....	21	1969
2.....	26	1968
3.....	54	1984
4.....	57	1973
5.....	60	1975


Most double plays turned

1.....	50	1990
2.....	50	1991
3.....	46	1987
.....	46	1986
5.....	45	2001

Fewest double plays turned

1.....	33	1985
2.....	33	1988
3.....	34	1998
4.....	35	2003
.....	35	1989

Series Records



Roy Lee Field at Simmons Cooper Complex

Division I schools only	George Mason..... 0-1	Murray State..... 1-2	USC Upstate..... 0-1
Akron..... 0-2	Georgia Southern..... 1-1	Nebraska-Lincoln..... 0-1	South Dakota..... 2-0
Arkansas..... 1-1	Howard..... 1-0	New Mexico..... 5-8	South Dakota State..... 1-1
Arkansas State..... 5-6	Idaho..... 3-2	North Dakota..... 4-0	SE Missouri State..... 17-13
Austin Peay..... 6-5	Illinois State..... 3-8-1	North Dakota State..... 2-0-1	South Florida..... 0-1
Boston College..... 0-1	Illinois..... 1-6	North Florida..... 1-2	Stephen F. Austin..... 3-1
Bradley..... 9-12	Illinois-Chicago..... 1-0	Northeastern Illinois..... 12-2	Tennessee-Chattanooga..... 1-0
Bryant..... 4-1	IPFW..... 6-3	Northern Arizona..... 1-1	UT Martin..... 2-4
Butler..... 1-0	IUPUI..... 5-0	Northern Illinois..... 3-0	Toledo..... 1-1
California-Riverside..... 1-1	Iowa..... 2-1	Oakland..... 2-3	Troy..... 0-5
Central Arkansas..... 1-3	Jacksonville (Fla.)..... 1-3	Ohio State..... 3-2	Tulane..... 2-0
Central Florida..... 1-1	Jacksonville State..... 0-3	Oral Roberts..... 1-5	Tulsa..... 3-6
Central Michigan..... 1-2	Kent State..... 3-0	Pittsburgh..... 0-1	U. S. Naval Academy..... 0-1
Cincinnati..... 1-0	Louisiana Tech..... 1-0	Purdue..... 0-1	Vanderbilt..... 1-1
Cleveland State..... 0-1-1	Loyola (La.)..... 1-0	St. Bonaventure..... 0-2	Western Carolina..... 0-1
Coastal Carolina..... 0-2	Massachusetts..... 3-0	St. Joseph's (Pa.)..... 0-1	Western Illinois..... 41-28-1
Delaware..... 1-3	Memphis..... 1-2	St. Louis..... 38-20	Wisconsin..... 5-2
Denver..... 2-0	Mississippi..... 1-1	Sam Houston State..... 2-1	Wofford..... 0-1
Detroit..... 1-0	Missouri..... 3-12	South Alabama..... 0-2	Wright State..... 5-4
Eastern Illinois..... 27-27	Missouri State..... 19-19	South Carolina..... 0-3	Wyoming..... 0-2
Evansville..... 2-3	Morehead State..... 4-0	Southern Illinois..... 8-21	

SIUE Athletics Hall of Fame




Head Coach Roy Lee (1968-1978)



Pete Delkus (1984-1987)



1972 Cougars - 3rd place in NCAA Tournament



Champ Summers (1971)



Dan Cole (1969-1972)


SIUE Athletics Hall of Fame




Mike Allaria (1969-1972)




George Vogel (1980-1983)



Tom Twellman (1975-1976)



1976 Cougars - 2nd place in NCAA Tournament



Tony Duenas (1984-1987)

Cougars in the Pros

Player	Pos.	Team
Gary Collins	1B	St. Louis
Bruce Thompson	P	St. Louis
"Champ" Summers	OF	San Diego
Ron Rohlifing	OF	St. Louis
Jim Greenwald	OF	Minnesota
Pat Peterson	SS	New York (AL)
Dennis Werth	IF	New York (AL)
Tom Twellman	2B	Houston
Nick Baltz	P	Montreal
Bill Lee	1B	Atlanta
Stan Osterbur	P	Detroit
John Urban	3B	Minnesota
Mike Brown	OF	New York (NL)
Bob Wilber	OF	Detroit
Lance McCord	P	Minnesota
Joe Silkwood	P	St. Louis
George Vogel	OF	St. Louis
Mike Robertson	OF	St. Louis
Chaun Wilson	P	Baltimore
Pete Delkus	P	Minnesota
John Groennert	P	Cincinnati
Tony Duenas	P	Chicago (NL)
Daren DePew	C	Boise Hawks
Dean Schulmeister	P	Chicago (NL)
P.J. Riley	OF	Houston
Ernie Baker	P	St. Louis
Tony Stoecklin	P	Atlanta
Matt Buhs	P	Texas
Eric Mumma	P	Cook County
Angel Santiago	P	Tri-City
Jeff Ridenour	P	Texas
Shawn Schulze	C	Chicago (AL)
Rob LaMarsh	P	Texas
Chris Erwin	C	Texas
Mike Robertson	SS	Cook County
Ryan Cox	P	San Francisco
Aaron Rakers	P	Baltimore
Brian Matzenbacher	P	Arizona
Corey Blackwell	P	River City Rascals
Travis Dawson	OF	River City Rascals
Jared Wood	P	River City Rascals
Dave Crouthers	P	Baltimore
Matt Wilkinson	P	Arizona
Josh Clark	P	Arizona
Bret Giaudrone	P	Gateway Grizzlies

Cougars in Major League Baseball

Aaron Rakers

Baltimore (2004-2005), San Diego (2007)

Champ Summers

Oakland (1974), Chicago Cubs (1975-1976), Cincinnati (1977-1979), Detroit (1979-1981), San Francisco (1982-1983), San Diego (1984)

Dennis Werth

New York Yankees (1979-1981), Kansas City (1982)

Clay Zavada

Arizona (2009)



Clay Zavada (Arizona)

Mark Bugger	2B	Gateway Grizzlies
Chad Opel	SS	Baltimore
Pat Evers	P	River City Rascals
Brian Keating	P	River City Rascals
Cameron Cheek	P	River City Rascals
Clay Zavada	P	Arizona
James Hertel	P	Gateway Grizzlies
Gerad Bryan	P	Windy City
Jake Smith	C	Sioux Falls
Ryan Schiever	C	Lake Station (Ind.)
Ryan Czyz	OF	River City Rascals