

COUGAR FOOTBALL

JED STUGART
HEAD COACH

#9 JOSH ANGULO
ALL-NSIC

#15 LUKE PAPILION
2-TIME HARLON HILL
CANDIDATE

#5 BRADY ROSE
ACADEMIC ALL-AMERICAN

#44 WESTLY JOHNSON
HM ALL-NSIC

#77 TREVOR WESCOTT
ALL-NSIC

#69 EVAN GENTRY
TWO-TIME ALL-NSIC

#73 ANTONIO GREEN
HM ALL-AMERICAN



22 STRAIGHT WINNING SEASONS



University of Sioux Falls Football -
2016 Prospectus

Cougars History

First game:1902 vs. USD
Last Postseason Appearance:.....2015 (NCAA DII Playoffs -- Henderson State 23 USF 16, 11/21/15, Arkadelphia, Ark.)
First Year of Football1902
All-Time Record (Years)416-405-20 (97th)
Number of Conference Championships (Last)19 (2010)
Number of National Championships (Last).....4 (2009)
All-Americans.....97
Player of the Year Award recipients.....5
All-Conference Selections.....290
Highest NCAA DII Rankings...#4 D2Football.com, 2015 week 4; #5, AFCA, 2015 week 5, #4 in NCAA.com DII power rankings

2016 Schedule

Thursday, Sept. 1 -- @ St. Cloud State, 6 p.m.
Saturday, Sept. 10 MINNESOTA STATE MOORHEAD, 6 p.m.
Saturday, Sept. 17 -- @ Minot State, 3 p.m.
Saturday, Sept. 24 BEMIDJI STATE, 6 p.m., HALL OF FAME
Saturday, Oct. 1 -- @ Augustana, 1:05 p.m.
Saturday, Oct. 8 -- SOUTHWEST MINNESOTA STATE, COUGARS DAYS, 6 p.m.
Saturday, Oct. 15 -- @ Winona State, 2:30 p.m.
Saturday, Sept. 10 MINNESOTA STATE MOORHEAD, 6 p.m.
Saturday, Oct. 22 -- @ Concordia St. Paul, 12 p.m.
Saturday, Oct. 29 -- @ Minnesota State, 1 p.m.
Saturday, Nov. 5 -- UPPER IOWA, 12 p.m., noon
Saturday Nov. 12 --- WAYNE STATE, 12 p.m., noon

2016 Fall Practice Schedule

Wednesday, August 17 – 8 a.m., 4:30 p.m.
Thursday, August 18 -- 8 a.m.
Friday, August 19 – 8 a.m., 3 p.m.
Saturday, August 20 – 9:30 a.m.
Sunday, August 21 – 8:30 a.m., 4 p.m.
Monday, August 22 – 8 a.m.
Tuesday, August 23 – 8 a.m., 3 p.m.
Wednesday, August 24 – 8 a.m.
Friday, August 26 – 6 p.m.
Saturday, August 27 – 9:30 a.m.
Sunday, August 28 – 3 p.m.
Monday, August 29 – 6 p.m.
Tuesday, August 30 – 6 p.m.

**Media Day -
 August 17, 2015**

#23 USF Football Team focused on winning

PREVIEW -- With two postseason appearances in succession, a senior-laden University of Sioux Falls Football Team, ranked #23 in the AFCA Preseason DII Poll and #16 by Lindy's Sports Magazine, head into the 2016 season ready to take the next step. That means, the team is focused on trying to win an NCC football crown and making a run in the playoffs.

If the efforts in the offseason mean anything, this team is prepared, if not hungry for a special season.

"This group has dedicated themselves to winning at a high level," said USF head football coach Jed Stugart, who begins his seventh season at USF with a 53-16 record. "They have a tremendous bond and have dedicated themselves to working hard this summer after coming off our best spring practice in memory," he said.

In the past two seasons, USF has compiled a 20-4 record with postseason berths in both an 11-1 campaign in 2014 and a 9-3 mark during 2015.

How '15 Cougars ranked - Team

	No.	DII	NSIC
Total Offense	472.1	19th	3rd
Scoring Defense	21.4	33rd	4th
Scoring Offense	39.3	17th	3rd
Passing Offense	281.2	31st	5th
3rd D. Conv.	48.2%	11th	4th
3rd D. Defense	33.5%	34th	4th
Blocked Kicks	7	12th	3rd
Blocked Punts	4	9th	3rd
Defensive TDs	6	4th	1st
1st Downs	285	16th	2nd
Fumbles lost	5	17th	3rd
Fumbles Rec.	13	22nd	1st
KO Return Def.	16.6	10th	2nd
KO Returns	21.6	47th	7th
Passes Int.	20	10th	2nd
Punt Returns	14.82	16th	2nd
Rushing Def.	134.1	42nd	5th
Sacks Allowed	5	1st	1st
Sacks	39	12th	1st
Passing Eff.	137.16	50th	8th
Turnover Margin	1.08	15th	2nd
Turnovers Gained	33	6th	1st

Make no mistake, this team has no excuses for any missteps a year ago when USF lost in the first round of the playoffs. Rather they accept full responsibility for the results. In that same vein, they are focused on what it will take to move to the next level.

"We are proud of what we have accomplished during our time here," said Stugart. "But to win, it will require more than just hard work but continuing to rely on each other while taking care of responsibilities on and off the field," he said. "We have embraced lessons learned from a year ago. We didn't get where we wanted to go," said Stugart.

Part of the responsibility this team has taken on is one that embraces the tradition of success built in the 1990s and carried forward. Since 1994, USF has compiled 22 consecutive winning seasons, including four national championships at the NAIA level and a 40-15 mark at the NCAA DII level.

Sioux Falls - Look at five years in NSIC

USF has made remarkable progress in its fifth year of DII. From 281 points in 2011, USF totaled 512 in 2014 and has 472 in 2015. USF has averaged 41.0 ppg over past two years when USF has gone 20-4. They have produced 11,461 yards (6.5 miles) in total offense or 477.5 per game. USF has had 5,000 yards or more in offense three straight years.

	2011 (5-4)	2012 (9-2)	2013 (6-5)	2014 (11-1)	2015 (9-3)
Points	281	344	363	512	472
Opp Points	194	222	295	209	257
Pts. Avg.	31.2	31.3	33.0	42.7	39.3
Opp Pts. Avg.	21.6	20.2	26.8	17.4	21.4
1st Down	158	209	274	292	285
Opp. 1st Downs	167	209	235	223	236
1st D Rush.	75	73	133	128	116
Opp. 1st D Rush	63	79	122	94	86
1st D Pass	70	121	121	150	148
Opp. 1st. D. Pass	90	114	99	113	128
Rushing Yards	1,494	1,359	2,705	2,559	2,291
Opp. Rushing Yards	1,025	1,335	2,421	2,208	1,609
Rushing Attempts	312	376	540	560	482
Opp. Rushing Att.	363	402	485	454	491
TDs	12	10	31	30	24
Opp. Rushing TDs	9	10	23	13	16
Passing Yards	1,634	2,802	2,442	3,239	3,374
Opp. Passing Yards	2,264	2,666	2,431	2,453	2,739
Passing Att./Comp.	118-234	221-387	208-396	270-422	256-446
Opp. Pass. Att./Com.	169-302	215-425	209-373	218-455	242-414
TDs	18	27	16	28	31
Opp. TDs	14	19	15	12	18
Interceptions by opp	13	8	13	11	15
Interceptions	15	23	9	26	20
Total Offense	3,128	4,161	5,147	5,798	5,665
Opp. Total Offense	3,289	4,001	4,852	4,282	4,348
Total Offense Avg.	347.6	378.3	467.9	483.2	472.1
Opp. Total Off. Avg.	365.4	363.7	441.1	356.8	362.3
Plays	546	763	936	982	928
Yards Per Play	5.7	5.5	5.5	5.9	6.1
Opp. Plays	665	827	858	901	905
Opp. Plays Avg.	4.9	4.8	5.7	4.7	4.8
Totals TDs	37	42	48	68	64
Opp. TDs	24	29	38	26	34
TD Ratio to Opp.	1.54	1.4	1.3	2.62	1.88
Sacks	20	21	16	30	39
Opp. Sacks	13	19	19	24	5
3rd D. Conv.	42-108	61-157	97-201	87-201	93/193
	39%	39%	48%	43%	48%
Opp. 3rd D. Conv.	54-143	64-190	63-184	63-199	64/191
	37%	34%	34%	32%	34%
Red Zone Offense	31-35	34-42	45-62	51-59	45-58
	89%	81%	73%	86%	78%
Opp. Red Zone Off.	23-30	26-34	32-41	24-34	34-44
	77%	26%	76%	71%	77%

It is a squad that has the eye of national polls with 23 straight rankings by the AFCA and D2Football.com.

With the return of 16 starters, including nine on offense, five on defense and two kickers, the Cougars are flush with experience.

In 2015, the Cougars ranked third in scoring in the NSIC at 39.3 points per game while finishing third in the league and 19th nationally with 472.1 yards per game. although the total of 5,665 yards (928 plays) was the most in the league. On defense this team has forced a DII best 3.04 turnovers per game on the past two seasons while recording a DII best 19 special teams/defensive TDs (13 on defense) during that two-year period.

Breaking down the offense

Quarterback: USF's offensive unit is led by one of the league's elite players in two-time Harlon Hill Trophy candidate **Luke Papilion**, a 6-5, 222 pound quarterback from Denver, Colo. (Cherry Creek HS), who is getting looks from NFL scouts. Papilion, who is on pace to break nearly every quarterback mark in school history, has led the NSIC in total offense yardage in back-to-back seasons. A year ago, Papilion rolled up 4,038 (336.5 per game) yards per game in total offense and was the only NSIC player to crack 4K mark. He hit on 242-of-411 passes for 3,184 yards and a league-best 30 TDs. In addition, he led the league's quarterbacks with 854 yards rushing, averaging 7.0 yards per tote. He has had at least 738 yards or more in all three seasons at USF. The senior quarterback has completed a school-record 537 passes in 922 attempts for 6,783 yards with 62 TDs (5th all-time at USF) in his career. He has a combined 89 TDs (2nd in school history (Dax Michelena, 1997-01, 119 TDs), and 9,179 yards in total offense (second all-time at USF, Dax Michelena, 1997-01, 10,420 yards).

Backup QB -- Senior **Corbin Lawler** (6-2, 211, Tea, S.D.); and redshirt freshman **Noah Butler** (6-1, 180, Aurora, Colo.). Lawler is 18-of-41 for 243 yards and a TD in his career at USF. He threw for 190 yards and a TD a year ago. After his redshirt season, Butler shined in the spring game and is a dual threat QB.

Offensive Line

A year ago, the Cougars led the NCAA DII by allowing just five sacks all season. HERO Sports named USF's offensive front the fourth best offensive line group in DII.

Now under the direction of offensive line coach Josh Breske, the Cougars offensive front should again be a tough and talented crew. This summer **Antonio Green** (6-3, 298, Dublin, Ga.) was named to a pair of preseason All-American teams (Lindy's Sports Magazine, Football Gameplan). Green was a 2015 candidate for the Gene Upshaw Award, named to CCA and Don Hansen DII All-Region Team, and was selected NSIC All-Conference First Team for the second straight year. He is a dominating force upfront with 109 knockdowns and just three sacks allowed in 24 games at USF. In fact, he didn't allow a sack a year ago when he graded out at 88 percent and recorded 54 knockdowns or over three per game.

Also on the offensive front is senior offensive center **Trevor Wescott** (6-5, 290, Blue Springs, Mo.), a team captain in 2015 who was named All-NSIC. Wescott graded out at 99 percent in 2015 with 26 knockdowns and did not allow a sack. In the past two years he has 58 knockdowns and just two sacks allowed

with a 95 percent grade. The offensive front also includes talented senior tackle **Terry Huber** (6-4, 298, Yankton, S.D.), who has 67 knockdowns and allowed just 1.5 sacks combined in the past two seasons. Huber has a 88.8 percent grade during that period. In his only season of action, sophomore **Trey Pipkins** (6-7, 287, Apple Valley, Minn.) graded out at 90.6 percent with 12 knockdowns and allowed no sacks. Junior offensive guard **Jesse Springer** (6-4, 264, Denver, Colo.) has had a solid first two seasons with a 90.5 percent grade, five sacks allowed - none a year ago - and 44 knockdowns. The offensive line group is a deep with senior **Durant Foote** (6-1, 317, Reno, Nev.) back along with senior **Richard Guarascio** (6-0, 274, Naples, Fla.) and **Nick Zimmerman** (6-4, 282, Rosendale, Wisc.) is expected back six weeks into the season. **Elijah Perine** (6-3, 268, Mequon, Wisc.) and **Nolan Kern** (6-4, 304, Eau Claire, Wisc.) provided depth.

Aside from the offensive line group, USF will have depth and talent at tight end and wide receivers with a backfield that returns in tact.

The backfield will be led by junior **Max Mickey** (5-9, 185, Holden, Mo.). Mickey has cracked 1,000 (226 carries, 1,030 yards) career yards after accumulating 627 yards rushing on 131 carries and nine TDs in 2015. He is part of a rushing attack that produced 2,291 yards on 484 carries and 24 TDs. Also back will be senior **Justin Fulks** (5-10, 188, Overland Park, Kan.) who had 126 carries for 562 yards and three TDs in his only season with USF. **Jason Towns** (5-6, 160, Harvey, Ill.), who had 192 yards on 54 carries with a TD, will be joined in the backfield by redshirt freshman **Colton Myles** (6-0, 196, Richfield, Minn.), who has good speed to go with power. In addition, don't forget about Papiilon, who ranked 10th nationally and first in the league with seven yards per carry. He has 122 carries for 854 yards and seven TDs as he led the team in rushing.

At wide receiver, the Cougars are deep with several impact players. Senior **Josh Angulo** (6-0, 200, Sioux Falls, S.D.) is the leader of the group as he ranks in the top seven all-time at USF in all three receiving categories (receptions, yards and TDs). In his career, Angulo has 150 receptions (sixth all-time at USF) for 2,115 yards (fifth all-time at USF) and 21 TDs (seventh all-time at USF). A year ago, he had his second straight 60 season with 63 catches for 919 yards and eight TDs. Senior **Erik Albeck** (6-3, 229, Janesville, Wisc.), who started four games two years

ago, had 12 catches for 213 yards and a TD a year ago. USF will look to junior **Kyle Groeneweg** (5-10, 183, Inwood, Iowa, 6-168-TD in 2015), redshirt freshman **A.J. Garrow** (5-9, 183, Brandon, S.D.), senior **Kyle Athmann** (5-11, 183, Bird Island, Minn., 18-107-TD) along with several newcomers including true freshman **Paul Gray-Bennett** (6-2, 186, Boston, Mass.), and sophomore Missouri Western transfer **Anthony Holmes** (6-6, 221, Des Moines Iowa). Gray-Bennett made an impact in the spring game as he had a couple of catches including a TD pass. True freshman **Ty Smith** (6-3, 204, Sioux Falls, S.D.) is a big play receiver who led Sioux Falls Washington to a state AAA title in 2015 and could make the two-deep in his first year.

The H-back position will be another strong area in what will be a dangerous offensive unit. **Brady Rose** (5-11 211, Cumberland, Wisc.), who earned second team All-NSIC honors and was an a second team Academic All-American in 2015, ranks in the top 10 at USF in three receiving categories. Rose has 132 catches (7th all-time at USF) for 1,691 yards (8th all-time at USF) and 16 TDs (10th all-time at USF) in his career. A year ago, he hauled in 62 passes for 880 yards and 10 TDs. Also at H-Back will be redshirt sophomore **Rylie Waldie** (6-0, 218, Fort Collins, Colo.), who had seven catches for 55 yards against Henderson State in the DII playoffs. The Cougars will also have **Andy Buchele** (6-3, 211, Milbank, S.D.), who had four catches for 22 yards before injury ended his sophomore season.

At tight end, **Nicholas Stanke** (6-3, 241, Eau Claire, Wis.) returns as an all-league performer to lead a deep group. A two-year starter, he has made 24 starts with 52 catches for 507 yards and five TDs in his career. Last year he had 25 catches for 221 yards and two TDs. Joining Stanke at tight end will be Davidson sophomore transfer **Clint Sigg** (6-4, 236, Longmont, Colo.) as well as **Adria Botella** (6-5, 241, Barcelona, Spain). Sigg made some noise in the spring game by connecting on a pitch and catch for a 77 yard TD with Erik Albeck on a throwback play.

Defense includes veterans newcomer mix

While USF's offense is senior-laden and returns nearly every starter from a year ago, the Cougars' defense had some holes to fill following graduation of some of the best players in school history.

Gone are 16-time All-American Solomon St. Pierre, who set school/conference records with 22 interceptions for 527 yards and six defensive TDs. He had tryouts in several NFL camps while his running mate at corner John Tidwell, who finished with eight interceptions and was a three time All-NSIC selection was signed to a free agent contract with the Denver Broncos. Former all-region and all-NSIC selection David Clark, who scored four defensive TDs in his career, also graduated from the defensive secondary. At linebacker, USF lost a ton of experience with the departure of former All-NSIC honorable mention selection Cameron Ostrom and fellow linebacking mates Clint Wilson and 2015 All-NSIC selection Carter Ahlers, who combined for 691 tackles, including 338 solo stops, 52 TFLs, seven interceptions, four sacks and two defensive TDs during their careers at USF. In addition, USF lost standout tackles Marco Naughton and two-time all-NSIC defensive tackle Grant Schindler, who was a steady force in the defensive interior.

While the losses were significant, the Cougars return some quality defenders and have added some talented new pieces that should fill in the gaps.

2015 -- Total Offense -- GBG

In the DII era (since 2011), the Cougars are 14-1 when totaling more than 500 yards in total offense, including four times in nine games this year. USF has season bests in total offense with 661 yards and plays with 98 against Winona State. This season, the Cougars had four games of 246 yards or more rushing this season with a season-best 280 vs. Minnesota-Crookston. Through the air, USF has had 200 yards nine times with a high of 413 in the win over Winona State.

Game	Rush	Pass	Total
U-Mary	181	338	519
Crookston	280	282	562
Duluth	246	218	464
Northern	274	157	431
Wayne State	150	316	466
Winona State	248	413	661
SMSU	258	225	483
Augustana	142	269	411
Concordia	166	349	515
Minn. State	75	165	240
Upper Iowa	128	363	491
Henderson	143	279	422
Total	2,291	3,374	5,665

The Cougars return individuals who accounted for 71.7 percent (28 of 39) of the sacks, 53.4 percent (46 of 86) of the TFLs, 20 percent (four of 20) of the interceptions, 54.7 percent (287 of 524) of the solo stops, 49.8 percent (464 of 930) of the total tackles. The group also returns players that accounted for 46.8 percent (22 of 47) of the pass breakups and 61.5 percent (8-of-13 fumble) recoveries along with five of seven blocked kicks. In 2015, USF will have five returning starters and will fill the gaps with four DI recruits and several newcomers and returners from a year ago. The four DI recruits played at FBS Louisville, Colorado and SMU and FCS Northern Arizona.

Replacing two of the nation's top players in the secondary would seem on the face to be daunting. But the Cougars have good experience with all-league junior strong safety **Josh Butler** (6-0, 179, Aurora, Colo.) and starters **Matt Young** (5-10, 190, Phoenix, Ariz.) at safety and **Cliff Redmond** (5-10, 167, Elk Grove, Calif.) at cornerback returning. Butler had a team leading 104 tackles, including a team-high 67 solo stops, with 3.5 TFLs, sacks, eight pass breakups and three forced fumbles. Redmond, who made a game saving play in a win over then #7 Minnesota-Duluth, had 31 tacles, 25 solo stops, 1.5 TFLs, sack, three interceptions and eight pass breakups. Young added 47 tackles, TFL and had a fumble recovery.

In addition, the Cougars have some young talent plus two DI transfers that could make this area once again a strength.

Delvin Batiste (6-1, 192, Upland, Calif.) will play at USF in his final season after playing for a 7-4 Northern Arizona team at the FCS level a year ago. He had 49 tackles, three sacks and an interception at NAU last year. Another addition will be safety and kick returner extraordinaire **Marques Mosley** (6-1, 183, Upland, Calif.) an honorable mention defensive back and second team returner on the All-PAC 12 choice in 2012 for Colorado, will play his final season in Sioux Falls, playing safety and returning kicks. Mosley ranks 19th on CU's all-time in kickoff return yards (604). In 2012, he made seven starts for CU while finishing six on the team with 56 tackles while leading the team with a 26.1 average in kickoff returns. Among those returns was a 100-yard return against Utah. Others in the mix will be senior **Tosin Adedeji** (5-6, 171, Brooklyn Center, Minn.), returner **Austin Schaffer** (6-1, 195, Hirlbert, Wis.), transfers **Shaquan Whitaker**, (5-11, 182, St. Louis, Mo.), and **Jeffrey Harman** (6-0, 203, Redlands, Calif.), redshirt freshman **Parker Gregston** (5-6, 171, Brooklyn Center, Minn.), **Tucker Stout** (6-0 202, Spokane, Wash.), **Joe Rodino** (5-10, 192, Omaha, Neb.), among others.

The Cougars also match experience with youth and newcomers in the linebacking corps. The group will be led by senior **Nathan Lucs** (6-0, 225, Des Moines, Iowa), who had 41 tackles, 4.5 TFLs, two sacks and two fumble recoveries a year ago. He will be joined by **Michael Mehling** (5-11, 210, Las Vegas, Nev.) who is one of the fastest players on the team. He had 12 tackles and was a special teams dynamo a year ago. Kyle Campiotti (5-11, 195, Livermoore, Calif.) is a junior college transfer, was a ball hawk during the spring. The group also includes newcomer **Logan Dykstra** (6-1, 247, Hull, Iowa), **Trevor Coleman** (6-2, 215, Atwater, Calif.), who could vie for a starting spot and senior **Jess Williams** (6-0, 225, Wall, S.D.), who had 27 tackles, sack, fumble recovery a year ago. **Derek Landis** (6-2, 225, Lakewood, Colo.), had a sack before injury cut short his season. Keep an eye on true feshman **Michael Enalls** (6-0, 210,

Sioux Falls, S.D.), who is a fast, physical player from Sioux Falls Washington HS.

Arguably, USF's defensive front could be the strongest area on the defense. USF is led by senior two-time All-NSIC performer **Evan Gentry** (6-3, 266, Tallahassee, Fla.) and senior honorable mention All-NSIC defensive end **Wesley Johnson** (6-5, 220, Grand Rapids, Mich.), an NSIC preseason player to watch. The Cougars also return senior defensive end **Drew Jackson** (6-3, 250, San Francisco, Calif.), defensive tackles **Brian Mayberry** (6-4, 270, Littleton, Colo.), and **Zack Tamburo** (5-11, 275, Phoenix, Ariz.) and defensive tackle **Kray Krolikowski** (6-5, 270, Winner, S.D.). USF also will bring in 6-5, 310 pound DI transfer from SMU **Spencer Hollie** (6-3, 350, Dublin, Calif.) and Louisville transfer **Pedro Sibiea** (6-3, 300, Homestead, Fla.).

Gentry had 45 tackles, seven TFLs, 5.5 sacks and a fumble recovery in 2015. For the third straight season Gentry recorded five or more sacks in a season and has 16 in his career with 36.5 TFLs and 129 tackles.

Johnson, who had 35 tackles including 21 solo stops, was one of the nation's best pass rushers a year ago. He finished 17th nationally and second in the NSIC with 11.5 quarterback sacks. Johnson's 16 TFLs was ninth in the NSIC. Nine times he recorded at least one sack in a game.

Jackson, who had an interception return for a TD vs. Augustana on Oct. 24, had 24 tackles, including 11 solo stops, ith 5.5 TFLs, 4.5 sacks, interception and fumble recovery. Tamburo recorded 19 tackles and registered three TFLs. Mayberry had 15 tackles a year ago. Hollie was a three-star 247Sports.com recruit who saw action with SMU in 2014 and 2015. Sibiea was a three-star defeensive tackle prospect by Rivals.com, two-star by Scout.com and started three games last year for Louisville on the offensive front.

Special Teams

USF has one of the nation's best special teams units. The Cougars, which has scored six special teams TDs in past two years, ranked in the top-25 nationally in five categories including blocked punts, 9th (four blocks); blocked kicks, 12th (seven overall); blocked punts allowed, 1st (0); kickoff return defense, 10th (16.62 ypr) ;and punt returns, 15th (14.82 ypr). USF had two kickoff returns for TDs and one punt return for a score last year. The kicking game will be handled by sophomore Brett Garner (5-10, 175, Springfield, Mo.) and junior Stuart VandenHuevel (6-2, 180, Watertown, Wisc.).

As a freshman Garner hit on 9-of-13 field goals, including 3-of-5 from over 30 yards. He had a career-best 42-yard field goal. In addition, Garner hit on 61-of-64 extra points and led the Cougars with 88 points. VandenHuevel averaged 35.0 on punts. He had 59 punts for 2,117 yards, four touchbacks and 13 fair catches. He placed 19 punts inside the 20-yard line and had 52-yard punt.

The Cougars will also field a dangerous return game with Kyle Groeneweg, Marques Mosley and Jason Towns. Groeneweg has two career kickoff TD returns and 694 career yards. Mosley had a 100-yard kickoff return while playing for Colorado. USF's kickoff coverage team was one of the best in the league last year.

Jed Stugart -- Head Coach -- Sioux Falls



Jed Stugart
 Sioux Falls
 Azusa Pacific. 1994
 53-16 (6 years)
 79-23 (8 years)
 34-10 NSIC
 Home (USF)- 30-5
 Away (USF)- 22-10
 Home NSIC (USF) - 18-4
 Away NSIC (USF) -16-6
 Neutral Site (USF) - 1-1
 NCAA Playoffs – 0-1
 NCAA DII Postseason 0-2



Quick Glance at USF

Location.....Sioux Falls, S.D.
 Founded.....1883
 Enrollment.....1,500
 Nickname.....Cougars
 Colors.....Purple and White
 Affiliation.....NCAA Division II
 Conference.....Northern Sun Intercollegiate Conference
 President.....Dr. Mark Benedetto
 Director of Athletics.....Josh Snyder
 Stadium (capacity).....Bob Young Field (5,000)

Record -- Year-by-Year -- NSIC

2015 Record.....9-3
 2014 Record.....11-1
 2013 Record.....6-5
 2012 Record.....9-3

Assistant Coaches

Offensive Coordinator.....Dustan Hovorka
 (Sioux Falls, 2007)
 Defensive Coordinator/Linebackers.....Tremaine Jackson
 (Houston, 2006)
 Defensive Line/Recruiting Coor.....Brandon Andersen
 (Sioux Falls, 2011)
 Special Teams Coordinator/DB.....Eric Inama
 (Delaware Valley College, 2005)
 Quarterbacks Coach.....Jon Eastman
 (Sioux Falls, 2011)
 Offensive Line.....Josh Breske
 (Black Hills State, 2010)
 Defensive Backs Coach.....Brian Hermanson
 (SDSU)
 Assistant LB Coach/Video Coordinator.....Luke Jarzynka
 (Notre Dame '09)
 Assistant Defensive Line Coach.....Jarrett Grabbe
 (Sioux Falls '14)
 Assistant Tight Ends Coach.....Cameron Ostrom
 (Sioux Falls '16)
 Assistant Coach/WR.....Brandon O'Farrell-Johnson
 Kickers/Punters.....Al Hansen
 (Sioux Falls, 1987)



USF coaching staff includes (l. to r., front) Brandon Anderson, Eric Inama, Tremaine Jackson, Jed Stugart, Dusty Hovorka, Jon Eastman, Zach Mathers, (back), Luke Jarzynka, Brian Hermanson, Jarrett Grabbe, Josh Breske, Brandon O'Farrell Johnson, and Cameron Ostrom.



JED STUGART 7th SEASON AZUSA PACIFIC '94 53-16 (.768)

Jed Stugart is in his seventh season as head coach at the University of Sioux Falls. He has guided the Cougars to six consecutive winning seasons, extending the program's streak to 22 straight winning seasons. Stugart, who led USF to the NAIA national title game in 2010, owns a 53-16 record (.768) at USF and a career mark of 79-23 (.774).

In five seasons at NCAA DII, Stugart has guided the Cougars to a 40-15 record, including 35-10 in the NSIC.

A Greeley, Colo. native with Midwest ties, Stugart has maintained the pride and tradition of USF football while steering the Cougars through the challenging transition from NAIA to NCAA Division II athletics. Named the 20th USF coach in school history in February 2010, He has elevated the success rate at USF every year. He has taken the program from NAIA to the NCAA DII playoffs in just four years.

The 11-win campaign in 2014 was Stugart's second double digit wins mark with USF, going 13-1 in 2010 and advancing to the NAIA title game. He has four seasons of at least nine wins in six years at the helm.

During his tenure, 49 Cougars have earned NSIC All-League recognition, along with eight All-Americans, three Academic All-Americans, 18 all-region honorees and 91 Academic All-NSIC honorees.

Since joining the NSIC in 2012, the number of academic all-league selections has jumped each year, starting with 18 and reaching 31 in 2015. Once again, the program produced All-Americans, including Solomon St. Pierre, who was named to four teams (AFCA, AP Little All-America, InstantScouting, CCA DII) and Academic All-Americans Brady Rose and John Tidwell. St. Pierre has received 14 career postseason or pre-season All-America honors and participated in the Tropic Bowl of elite FBS, FCS and DII standouts. He was also USF's first-ever Cliff Harris Award finalist.

Aside from St. Pierre, quarterback Luke Papilion earned All-Region and second team All-NSIC honors while being named a candidate for the Harlon Hill Trophy (DII Player of the Year).

In a 9-3 season in 2015, USF registered its third 9-win season or better in four years in the NSIC. In the 2015 season, USF was 6-2 in the South and 4-0 vs. NSIC North. In the past two seasons, USF has gone 20-4, including 11-1 in 2014. In that season, USF made its first postseason appearance at NCAA DII, a 42-10 win over Central Oklahoma (MIAA) in the Mineral Water Bowl. USF finished with its first-ever DII ranking in both D2football.com at #16 and the final AFCA Poll at #18 In 2014. The Cougars were ranked as high as #10 and finished the regular season at #16 in the AFCA poll.

In 2015, the Cougars opened 7-0 for the second straight season. Along the way the Cougars were ranked as high as #5 in the AFCA Coaches Poll, #4 in the D2Football.com Poll and #4 in David Boyce's power rankings on NCAA.com. In the final regular season poll, USF was ranked #16 by both the AFCA and D2Football.com. The Cougars were placed #21 in the final AFCA poll of 2015. That ranking increased to 22 the number of consecutive weeks that USF has been ranked in the top-25 in the AFCA and D2Football.com Polls.

During the 2015 campaign, he had 13 student-athletes named to the All-NSIC Team, including eight on either the first team (three) or second team (five). Also John Tidwell was named to the all-league first team for the third consecutive year, a first at USF. Both Tidwell and St. Pierre were

invited to NFL training camps with Tidwell being signed to a free agent contract by the Denver Broncos.

In NSIC stats, USF were ranked in the top-5 in 26 individual or team categories, including lead the league in both sacks (39) and sacks allowed

Stugart File

Sioux Falls Head Coach (2010- present)

~53-16 overall

~GPAC Championship (2010)

~NAIA National runner-up (2010)

~78-22 in his career

UNLV Assistant Coach- Linebackers (2009-10)

MidAmerica Nazarene Head Coach (2006-08) --

~26-7 overall, Two Postseason Appear.

~HAAC Championship (2008).

~AFCA Region 3 Coach of the Year

Northern Colorado - Asst. Coach- Def. Coord. (2003-05)

Northern Colorado Asst. Coach- DL/LB (1999-2002)

(5). Nationally, USF was in the top 50 in 46 stat categories; 27 in the top 20 and 12 in the top 10. The Cougars led the nation by allowing just five sacks all season. QB Luke Papilion was the total offense leader for the second straight year in the NSIC. He ranked 10th nationally. Solomon St. Pierre led the league with nine interceptions and ranked fifth nationally. St. Pierre also established an NSIC record with 22 career interceptions.

In 2014, USF opened the season with eight straight wins (most at DII level) and lost only to national runner-up Minnesota State. The Cougars finished the season with three straight wins. Among the regular season victories was a third consecutive win over city rival Augustana (23-13) at Kirkeby-Over Stadium as the "Key to the City" stayed at USF.

In total, 14 USF players were named to the NSIC All-League team, including eight first (4) or second (4) team honorees. Sophomore quarterback Luke Papilion was named the school's first-ever NSIC Offensive Player of the Year and a Harlon Hill candidate (DII Player of the Year). Junior defensive back Solomon St. Pierre was named all-league, a Cliff Harris Award candidate (DII Player of the Year) and to six All-American first teams (AFCA, D2football.com, AP Little All-American Team, Daktronics, BeyondSports.com, Don Hansen). Junior defensive back John Tidwell was all-league, all-region (Daktronics) and selected Academic All-District as well as a Don Hansen honorable mention All-American. USF also had 23 Academic All-NSIC selections in 2014.

In 2014, the Cougars were the top scoring team (42.7) in the NSIC and seventh nationally. USF scored 512 points, the most since moving to DII. In addition, USF was second in scoring defense (17.4 ppg), second in total offense (483.2) and third in total defense (356.8). USF ranked fourth nationally (1st, NSIC) in the national in turnover margin, third in turnovers gained, and second nationally with 26 interceptions. USF had a nation-leading seven defensive TDs. In national rankings, the Cougars were 12th in scoring defense and 17th in total offense.

In 2013, Stugart guided USF to an overall mark of 6-5 with a second-straight win over its city rival Augustana College. USF capped the 2013 season by defeating Wayne State College in its season finale by a convincing 35-10 margin.

Two Cougars were named to the All-NSIC South First Team and a total of nine players received all-conference recognition. One Cougar took

home an individual award, as junior John Batinich was named the NSIC Defensive Newcomer of the Year, while senior Carrington Hanna became the first player in the history of the NSIC (records dating to 1973) to be selected as both an all-conference wide receiver and all-conference quarterback in the same year. In addition, NSIC South first team John Tidwell was also named to the 2013 Don Hansen Football Committee released their All-Super Region 3 Team (Third Team Defense). A total of 19 student-athletes received Academic All-NSIC honors.

USF made its Northern Sun Intercollegiate Conference debut on August 30, 2012, and the Cougars announced their presence with authority with a 32-19 road upset of No. 16 St. Cloud State. The Cougars opened the 2012 campaign with five straight victories and finished 9-2 overall to secure their 19th straight winning season and fourth place in the 16-team NSIC. USF claimed a 32-31 double-overtime victory over crosstown rival and new conference foe Augustana College on Oct. 20 in the inaugural "Key to the City" game. The matchup was the first between the two programs in 26 years and it marked the Cougars' first-ever victory against the Vikings. USF was ranked No. 22 at the conclusion of the season and enjoyed six weeks in the NCAA D-II top 25 poll, including a season-best No. 17 ranking the week of Oct. 27-Nov. 3.

Stugart and his staff assembled the No. 1 pass efficiency defense in the NSIC while the Cougar defense ranked among the NCAA D-II top 30 in five categories: rushing defense (29th at 121.36), pass efficiency defense (20th at 107.22), scoring defense (24th at 20.18), turnover margin (9th at 1.27) and tackles for loss (30th at 7.55). In addition, senior cornerback Robert Virgil tied for fifth in the nation with an average of 0.64 interceptions per game while classmate Nick Bonte ranked 23rd in tackles for loss (1.59).

Senior kicker Braden Wieking ended his storied career as the school's career field goals leader (52). A Don Hansen NCAA Division II All-American, Wieking twice earned NSIC Special Teams Player of the Week honors this season and posted the league's best overall field goal percentage, at .842 (16-for-19).

The Cougars placed three players on the All-NSIC South Division First Team in 2012, including senior wide receiver Jeremiah Oates, who snared a league-best 12 touchdown catches. Junior Carrington Hanna, who was tops in the NSIC in both receptions (69, 6.27 per game) and yards per catch (13), earned a second team nod.

Hanna was also named to the 2012 Capital One Academic All-America® NCAA Division II Football Second Team, becoming the first USF student-athlete to be selected to the Academic All-American Team by CoSIDA. A total of 18 student-athletes received Academic All-NSIC honors, and 13 Cougars received All-NSIC recognition.

The national recognition wasn't limited to the players, as Stugart was one of five D-II finalists for the 2012 Liberty Mutual Coach of the Year Award, the premier college football-coaching honor that promotes charity and scholarship while also honoring coaches for their sportsmanship, integrity, responsibility and excellence, on and off the field.

In 2011, USF's 29-10 victory over Minot State insured that the program would finish its NCAA D-II provisional campaign with a 5-4 mark for its 18th winning season in a row. Even though the squad was ineligible to compete for a conference championship or postseason berth, the Cougars tallied several memorable moments and learned firsthand what it takes to compete and win at the NCAA D-II level. Under Stugart's guidance, the Cougars proved not only that they could compete at the D-II level, but they could put a scare into NCAA Division I opponents. The Cougars put forth a valiant effort on the road in a 31-17 loss to FCS No. 23-ranked McNeese State University. After starting the 2011 campaign 0-3, the Cougars rolled off five straight victories and concluded the season with a heartbreaking 15-13 near-upset loss at then FCS No. 25 University of North Dakota. All four of USF's 2011 losses came against nationally ranked NCAA DI FCS and NCAA DII programs.

In his first season at USE, Stugart led the Cougars to a 13-1 record, fifth straight Great Plains Athletic Conference (GPAC) crown and fifth consecu-

tive appearance in the NAIA National Championship Game.

Stugart coached his first game for the Cougars on September 4, 2010, a 41-24 victory at No. 23 Northwestern College. The Cougars trailed their longtime rival 14-10 at the half, but outscored the Red Raiders 31-10 in the second half to secure the victory. USF ran the table in the GPAC and capped off a 10-0 regular season with a 44-7 win over Concordia University (Neb.) to capture its fifth straight (ninth overall) GPAC championship.

The Cougars stormed through their first two playoff contests, a 33-14 win over No. 16 Northwestern Oklahoma State University and a 27-7 victory against No. 12 McKendree University. The wins advanced the Cougars to a semifinal matchup versus No. 4 MidAmerica Nazarene University. The game was a homecoming of sorts for Stugart; he had previously served as the Pioneers' head coach from 2006-08. USF shutout MNU 38-0, thereby extending the nation's longest winning streak to 42 games and clinching the Cougar's fifth straight trip to the NAIA national title game in Rome, Ga.

USF came up just short in the championship game, falling 10-7 in a defensive struggle to No. 2 Carroll College. Cougar linebacker Eric Anderson recorded 17 tackles and was honored as the game's defensive player of the game for his standout performance.

Several other USF football student-athletes collected hardware in 2010. Senior receiver Jon Ryan captured the program's fourth NAIA Player of the Year award and was also named the 2010 GPAC Player of the Year. Ryan was one of 22 players to receive GPAC all-conference recognition, with six Cougars picking up first team accolades.

Prior to USF, Stugart served as the linebackers coach at the University of Nevada-Las Vegas (UNLV) and guided all three starting Rebel linebackers to top 20 finishes in total tackles in the conference.

UNLV just missed qualifying for a bowl with a 5-7 record in Mountain West Conference, one of the top mid-major conferences in the country at the NCAA Division I-FBS level.

Before UNLV, Stugart spent three seasons as the head coach at MidAmerica Nazarene University (MNU), compiling a 26-7 record at the NAIA school located in Olathe, Kansas.

After leading the Pioneers to an undefeated regular season, a Heart of America Conference title and second consecutive trip to the playoffs, Stugart was named 2008 NAIA Region 3 Coach of the Year by the American Football Coaches Association.

Previous to MNU, he was on the staff at Northern Colorado from 1999-2006. Stugart was the defensive line coach before taking over the linebackers as defensive coordinator in 2003, the same year that the UNC defense ranked 16th in the nation in total defense and 13th in scoring defense. With the Bears he produced three defensive All-Americans and was part of two North Central Conference championship teams and two postseason appearances.

Stugart earned three letters as a linebacker at Azusa Pacific (Calif.) University, where he later began his coaching career. He earned a bachelor's degree in communications in 1994 from APU and a master's degree in communications from UNC in 2003.

Stugart and his wife, Angie, have a son, Gunner, and a daughter, Gracie.

USF picked to finish 2nd in South

The University of Sioux Falls Football Team, which has been ranked #16 in NCAA DII in a Lindy's Sports Magazine poll this summer, is picked to finish second in the NSIC South and fourth overall in the NISC Football Preseason Coaches Poll, released today by the league office. USF, which was 9-3 a year ago and earned a berth in the NCAA DII Playoffs, totaled 192 points. Minnesota State-Mankato, the defending champ, was the league preseason favorite with 216 points. USF, which was picked to finish second in the NSIC South, picked up two first place votes, the second most in the poll. The Cougars received 40 points to finish behind MSU with 47 points in the NSIC South poll. USF's players to watch include senior quarterback Luke Papilion and senior defensive end Westly Johnson.

NSIC Preseason Football Coaches Poll Overall

1. Minnesota State Mankato (11), 216
2. Augustana, 198
3. Minnesota Duluth (1), 194
4. Sioux Falls (2), 192
5. Bemidji State, 153
6. Northern State (1), 143
7. Southwest Minnesota State (1), 140
8. Winona State, 139
9. St. Cloud State, 132
10. MSU Moorhead, 97
11. Upper Iowa, 88
12. Wayne State, 71
13. Concordia , St. Paul, 52
14. Minot State, 44
15. U-Mary, 40
16. Minnesota Crookston, 21

South Division

1. Minnesota State (6), 47
2. Sioux Falls (1), 40
- Augustana, 40
4. Southwest Minnesota State (1), 30
5. Winona State, 27
6. Upper Iowa, 18
7. Wayne State, 14

North Division

- 1 Minnesota Duluth (6), 47
2. Bemidji State (1), 42
3. Northern State (1), 35
4. St. Cloud State, 31
5. MSU Moorhead, 28
6. Minot State, 19
7. University of Mary, 12
8. Minnesota Crookston, 10

USF ranked #23 in AFCA Poll

WACO, TEXAS – The University of Sioux Falls Football Team, which was 9-3 and made the playoffs for the first time a year ago, has been ranked #23 in the American College Football Association Division II Coaches Top-25 Preseason Poll. The Cougars, directed by head football coach Jed Stugart, are ranked by the AFCA for the 23rd straight poll. In the preseason poll, USF received 125 points and was among four NSIC teams ranked including #7 Minnesota State, #19 Minnesota Duluth and #25 Augustana.

USF, which has won nine or more games in three of its four years at NCAA DII, has been ranked in every AFCA poll since opening at #24 on Sept. 22, 2014. USF's had a run of six straight top-10 rankings in 2015 in the AFCA Poll. On Oct. 19, 2015 the Cougars were ranked a program-best #5 by the AFCA.

AFCA Preseason Poll

1. NW Missouri State (29)	15-0	749
2. West Georgia (1)	12-2	676
3. Grand Valley St. (Mich.)	12-3	658
4. Shepherd (W. Va.)	13-1	638
5. Colorado St. -Pueblo	12-2	581
6. Ashland (Ohio)	10-1	523
7. Minnesota St.	10-2	466
8. Indiana (Pa.)	9-3	364
9t. Henderson St. (Ark.)		1 1 - 2
363		
9t. Texas A&M-Commerce	8-4	363
11. Slippery Rock (Pa.)	12-2	360
12. Ferris St. (Mich.)	11-1	359
13. Humboldt St. (Calif.)	10-2	353
14. Midwestern St. (Texas)	10-2	344
15. North Alabama	9-3	330
16. Indianapolis (Ind.)	10-2	276
17. Tuskegee (Ala.)	10-3	241
18. Colorado School of Mines	8-3	228
19. Minnesota-Duluth	9-3	196
20. Central Missouri	8-3	184
21. Assumption (Mass.)	11-2	144
22. Catawba (N.C.)	9-3	140
23. Sioux Falls (S.D.)	9-3	125
24. Emporia St. (Kan.)	11-3	124





2016 University of Sioux Falls Football Roster

#2	Cliff Redmond	CB	5-10	167	Sr.	Elk Grove, Calif./Cosumnes Oaks HS
#3	Justin Fulks	RB	5-11	188	Sr.	Overland Park, Kan./Blue Valley HS/NW Mo. St.
#4	Shaquan Whitaker	CB	5-10	182	Jr.	St. Louis, Mo./Pattonville HS/Saddleback JC
#5	Brady Rose	HB	5-11	211	Sr.	Cumberland, Wisc./Cumberland HS
#6	Erik Albeck	WR	6-3	229	Sr.	Janesville, Wisc./Parker HS
#7	Matthew Young	SS	5-10	190	Sr.	Phoenix, Ariz./Desert Vista HS
#8	Josh Angulo	WR	6-0	209	Sr.	Sioux Falls, S.D./Roosevelt HS
#9	Corbin Lawler	QB	6-2	211	Sr.	Tea, S.D./Tea Area HS
#10	Andrew Buchele	WR	6-2	211	Jr.	Milbank, S.D./Milbank HS
#11	Kyle Groeneweg	WR/KR	5-10	183	Jr.	Inwood, Iowa/West Lyon HS
#12	Noah Butler	QB	6-1	177	R-So.	Aurora, Colo./Vista Peak HS
#13	Tosin Adedeji	DB	5-6	171	Sr.	Brooklyn Center, Minn./Park Center HS
#14	Dalton Elliott	LB	5-11	214	R-So.	Nicollet, Minn./Nicollet HS
#15	Luke Papiilon	QB	6-5	222	Sr.	Denver, Colo./Cherry Creek HS
#16	Kyle Athmann	WR	5-11	183	Sr.	Bird Island, Minn./BOLD H
#17	Marques Mosley	S/KR	6-0	183	Sr.	Upland, Calif./Upland HS/Colorado
#18	Delvin Batiste	DB	5-11	192	Sr.	New Orleans, La./Upland HS/Northern Arizona
#19	Kyle Campiotti	LB	5-10	208	Jr.	Livermore, Calif./Granada HS/Chabot College
#20	Jeffery Harman	DB	5-11	203	Jr.	Redlands, Calif./East Valley HS/San Bernardino Valley
#22	Max Mickey	RB	5-9	185	Jr.	Holden, Mo./Holden HS
#23	Jason Towns	RB	5-5	160	Jr.	Harvey, Ill./Thornton Township HS
#24	Trevor Coleman	LB	6-2	195	Jr.	Atwater, Calif./Atwater HS/City College of San Fran.
#25	Josh Butler	SS	5-11	179	Jr.	Aurora, Colo./Gateway HS
#26	Parker Gregston	DB	6-0	182	R-Fr.	Ralston, Colo./Ralston Valley HS
#27	Wyatt Hixon	DB	6-1	201	Gr.	Los Angeles, Calif./Montclair Prep
#28	Riley Waldie	HB	6-0	217	R-So.	Fort Collins, Colo./Jenks HS (Okla.)
#30	Colton Myles	RB	6-0	196	R-Fr.	Richfield, Minn./Thomas Jefferson HS
#29	Winston Maxwell	RB	5-6	165	R-Fr.	Albany, Ga./Kubasaki, Okinawa, Japan
#31	Michael Mehling	LB	5-11	200	Sr.	Las Vegas, Nev./Durango HS
#32	Joe Rodino	DB	5-10	192	R-Fr.	Omaha, Neb./Creighton Prep
#33	Mason Schroyer	RB	5-7	187	R-Fr.	Fort Collins, Colo./Fort Collins HS
#34	Isaac Josephson	LB	5-11	200	Jr.	Minneota, Minn./Minneota HS
#35	Connor Schoepp	LB	5-10	210	Sr.	Watertown, S.D./Watertown HS
#36	Tucker Stout	DB	5-11	202	R-Fr.	Spokane, Wash./Central Valley HS
#37	Lucas Lunstra	LB	5-9	182	R-Fr.	Brandon, S.D./Brandon Valley HS
#38	Austin Schaffer	CB	6-1	196	R-Jr.	Hilbert, Wis./Hilbert HS
#39	Keenan Baynard	RB	5-11	219	Jr.	Minneapolis, Minn./Minnehaha Academy
#42	Jess Williams	LB	5-11	205	Sr.	Wall, S.D./Wall HS
#43	Joseph Collazo	RB	5-9	229	Jr.	Orlando, Fla.
#44	Westley Johnson	DE	6-3	208	Sr.	Grand Rapids, Mich./GR Christian HS/ C. Canyons
#45	Drew Jackson	DE	6-2	258	Sr.	San Francisco, Calif./Arch Bishop Riordan /Santa Rosa JC
#46	Derek Landis	LB	6-2	227	Jr.	Lakewood, Colo./Lakewood HS
#47	Brett Garner	K	5-10	173	So.	Springfield, Mo./Springfield Catholic HS
#48	Daniel Peterson	DB	6-0	225	Jr.	Litchfield Park, Ariz./Idaho
#50	Michael Atonio	LB	5-10	250	Sr.	Kodiak, Alaska/Kodiak HS
#51	Max Sturdevant	LB	6-2	203	R-Fr.	Sioux Falls, S.D./SF Washington
#52	Zack Tamburo	DT	5-11	281	Jr.	Phoenix, Ariz./Desert Vista HS
#54	Gunner Dean	LB	6-2	208	R-Fr.	Lincoln, Neb./Lincoln East

#55	Spencer Hollie	DT	6-4	364	Jr.	Dublin, Calif./SMU
#56	Shayden Drey	LB	6-1	201	Jr.	Winner, S.D./Winner HS
#58	Brody Grantham	LB	6-1	229	R-Fr.	Hayti, S.D./Hamlin HS
#62	Connor Schissel	OL	6-3	251	R-Fr.	Brooklyn Park, Minn./Champlain Park HS
#63	Nick Zimmerman	OL	6-4	282	R-So.	Rosendale, Wisc./Laconia HS
#66	Durante Foote	OL	6-1	318	Sr.	Reno, Nev./Spanish Springs HS/Sierra College
#67	Jesse Springer	OL	6-3	265	Jr.	Denver, Colo./Mullens HS
#68	Richard Guarascio	OL	5-11	274	Sr.	Naples, Fla./Naples HS
#69	Evan Gentry	DE	6-3	253	Sr.	Tallahassee, Fla./North Florida Christian HS
#71	Terry Huber	OL	6-4	298	Sr.	Yankton, S.D./Yankton HS
#72	Elijah Perine	OL	6-4	267	R-Fr.	Mequon, Wisc./Homestead HS
#73	Antonio Green	OL	6-3	295	Sr.	Dublin, Ga./West Laurens/Evangel College
#74	Nolan Kern	OL	6-2	304	R-Fr.	Eau Claire, Wis./Regis HS
#77	Trevor Wescott	OL	6-4	269	Sr.	Blue Springs, Mo./Blue Springs South HS
#78	Trey Pipkins	OL	6-7	300	So.	Apple Valley, Minn./Apple Valley HS
#80	Paul Gray-Bennett	WR	6-2	180	Fr.	Boston, Mass./Catholic Memorial/Jired Prep
#81	A.J. Garrow	WR	5-9	183	So.	Brandon, S.D./Brandon Valley HS
#84	Clint Sigg	TE	6-4	236	So.	Longmont, Colo./Longmont HS/Davidson University
#83	StuartVanden Heuvel	P	6-2	209	Jr.	Watertown HS/Lakeside Lutheran HS
#85	Nicholas Stanke	TE	6-3	241	R-Jr.	Eau Claire, Wis./Regis HS
#86	Adria Botella	WR	6-5	241	Jr.	Barcelona, Spain/Esccola Pia Nostra Senyora HS
#87	Kray Krolikowski	DE	6-5	276	Jr.	Winner, S.D./Winner HS/South Dakota
#88	Clarke Cooper	DE	6-3	248	R-Fr.	Castle Rock, Colo./Valor Christian HS
#89	Anthony Holmes	WR	6-6	222	R-So.	Des Moines, Iowa/Valley HS/Missouri Western
#90	Logan Dykstra	LB	6-2	248	Jr.	Hull, Iowa/Boyden Hull HS
#91	Brian Mayberry	DT	6-2	270	Jr.	Littleton, Colo.
#93	Pedro Sibiea	DT	6-3	287	Gr.	Homestead, Fla./Homestead HS/Louisville
#96	Steven McKee	DT	6-1	258	R-Fr.	Yankton, S.D./Yankton HS
#99	Tyler Heredia	DT	6-0	265	R-Fr.	Minnetonka, Minn./Minnetonka HS
	Rayveante Bright	DB	5-11	155	Fr.	Oak Creek, Wis./Oak Creek HS
	Logan Burgess	DB	5-10	146	Fr.	Superior, Colo./Monarch HS
	Cullen Bauer-Trottier	LB	6-0	227	Fr.	Port Washington, Wis./Port Washington HS
	Alex Capell	OL	6-2	241	Fr.	Sioux Falls, S.D./Roosevelt HS
	Carson Cooper	TE	6-0	215	Fr.	Castle Rock, Colo./Valor Christian HS
	Noah Daniel	OL	6-6	230	Fr.	Wright-Patterson Air Force Base, Ohio/Northside HS
	Nathan Durfee	DB	6-0	189	Fr.	Sioux Falls, S.D./Roosevelt HS
	Michael Enalls	LB	6-0	207	Fr.	Sioux Falls, S.D./Washington HS
	Francisco Gutierrez	QB	5-10	173	Fr.	San Diego, Calif./Santana HS
	Devon Johnson	LB	5-10	200	Fr.	Broken Arrow, Okla./Broken Arrow HS
	Cole Maly	OL	6-0	233	Fr.	Pipestone, Minn./Pipestone HS
	Mitchell Martin	QB	6-2	200	Fr.	Strasburg, Colo./Strasburg HS
	Blake McBay	RB	5-9	193	Fr.	Trulock, Calif./Pitman HS
	Zach Norman	RB	5-9	220	Fr.	Omaha, Neb./Westside HS/Minnesota West CC
	Ricky Quintana	DB	5-8	165	Fr.	Sioux City, Iowa/Sioux City West
	Jack Schelhaas	DB	6-2	177	Fr.	Sioux Falls, S.D./SF Washington HS
	Jacob Shields	RB	5-8	173	Fr.	Windsor, Colo./Windsor HS
	Isaac Schubert	RB	5-6	166	So.	Madison, S.D./Madison HS
	Kyle Sim	OL	6-0	287	Fr.	Sioux Falls, S.D./Lincoln HS
	Ty Smith	WR	6-4	204	Fr.	Sioux Falls, S.D./SF Washington HS
	Zach Strand	WR	6-2	210	Fr.	Pierre, S.D./T.F. Riggs HS
	Jason Sturdivant	DB	5-11	180	Jr.	Waterbury, Conn./Crosby HS/L.A. Pierce JC
	Jett Thune	QB	6-3	170	Fr.	Sioux Falls, S.D./Roosevelt HS
	Jakob Thut	WR	6-2	192	Fr.	Racine, Wisc./Shoreland Lutheran HS
	Austin Vickers	WR	5-10	157	Fr.	Broken Arrow, Okla./Broken Arrow HS
	Joey Wehrkamp	LB	6-2	202	Fr.	Sioux Falls, S.D./Washington HS
	Alex Withrow	DT	6-1	217	Fr.	Yankton, S.D./Yankton HS

Defensive - Special Teams TDs

During head coach Jed Stugart's tenure at USF, beginning in 2010, the Cougars have recorded 35 defensive/special teams TDs. Among the scores are 23 by the defense alone or nearly four per year. Of those scores 17 have been made at Bob Young Field and 18 on the road on neutral fields. Solomon St. Pierre has had six interception returns while John Tidwell has four scores, including one interception return (72) and three punt returns (55, 78, 77). David Clark had four defensive/special teams TDs while Michael Hicks had three (all punt or kickoff returns) while Angelo Pree, Robert Virgil, Cam Ostrom and Kyle Groeneweg had two TDs each. In the DII era (since 2012), In just the DII era, the Cougars have had 25 defense/special teams TDs with 18 by the defense.

2010 - 3 TDs - 2 Defense

9-4-2010 -- Adam Lopez, 0-yard fumble recovery at Northwestern (Orange City, Iowa) College, 4th Quarter

9-18-2010 -- Adam Lopez, 69-yard punt return vs. Doane College, 1st Quarter

10-16-2010 -- Zach Holmes 29 yard interception return vs. Morningside College, 1st Quarter

11-13-2010 -- Team Safety vs. Concordia, Neb., 2nd Q

2011 - 7 TDs - 3 Defense

9-17-2011 -- Angelo Pree, 31-yard interception return at McNeese State (Lake Charles, La.), 3rd Quarter

9-24-2011 -- Robert Virgil, 18-yard interception return at Minot State (Minot, N.D.), 1st Quarter

10-15-2011 -- Angelo Pree, 9-yard blocked punt return vs, Black Hills State, 1st Quarter

10-15-2011 -- Michael Hicks, 85-yard punt return vs, Minot State, 3rd Quarter

10-22-2011 -- Michael Hicks, 90-yard punt return vs, SD Mines, 1st Quarter

10-22-2011 -- Team Safety vs. SD Mines, 2nd Quarter

10-29-2011 -- Robert Virgil, 18-yard fumble return vs, Minot State, 4th Quarter

2012 - 5 TDs - 4 Defense

9-15-2012 -- Robert Virgil, PAT return @ Minot State (Minot N.D.), 3rd Quarter

9-15-2012 -- Brett Jensen, 34-yard interception return @Minot State (Minot, N.D.), 4th Quarter

9-22-2012 -- Eric Anderson, 28-yard interception return vs, Bemidji State, 4th Quarter

10-26-2012 -- Jonathan Talbot, 77-yard interception return vs, Upper Iowa, 2nd Quarter

10-26-2012 -- Nick Bonte, 42-yard kickoff return vs, Upper Iowa,

4th Quarter

11-10-2012 -- John Tidwell, 77-yard punt return vs, Wayne State, 2nd Quarter

2013 - 1 TDs - 1 Defense

11-16-2013 -- Solomon St. Pierre, 70-yard interception return @ Wayne State (Wayne, Neb.), 2nd Quarter

2014 - 10 TDs - 7 Defense

9-13-2014 -- David Clark, 40-yard interception return at Bemidji State (Bemidji, Minn.), 2nd Quarter

9-13-2014 -- Cameron Ostrom, 88-yard interception return at Bemidji State (Bemidji, Minn.), 4th Quarter

9-13-2014 -- Devin Flesher, 0-yard fumble return at Bemidji State (Bemidji, Minn.), 4th Quarter

10-18-2014 -- Solomon St. Pierre, 35-yard interception return vs Southwest Minnesota State, 2nd Quarter

10-18-2014 -- David Clark 93-yard kickoff return vs, Southwest Minnesota State, 4th Quarter

10-25-2014 -- Cameron Ostrom, 35-yard fumble return at Winona State (Winona, Minn.), 4th Quarter

11-15-2014 -- John Tidwell, 78-yard punt return vs Wayne State, 1st Quarter

11-15-2014 -- David Clark, 27-yard fumble return vs Wayne State, 3rd Quarter

12-6-2014 -- John Tidwell, 55-yard punt return vs. Central Oklahoma (Excelsior Springs, Mo.), 1st Quarter

2015 - 9 TDs - 6 Defense

9-19-2015 -- David Clark, 33-yard interception return vs. Minnesota-Duluth, 1st Quarter

10-3-2015 -- Kyle Groeneweg, 99-yard kickoff return @ Wayne State (Wayne, Neb.), 1st Quarter

10-3-2015 -- Solomon St. Pierre, 77-yard interception return @ Wayne State (Wayne, Neb.), 3rd Quarter

10-24-2015 -- Solomon St. Pierre, 24-yard interception return vs. Augustana, 3rd Quarter

10-24-2015 -- Drew Jackson, 21-yard interception return vs. Augustana, 4th

11-14-2015 -- Kyle Athmann, 16-yard blocked punt return at Upper Iowa (Fayette, Iowa), 1st Quarter

11-14-2015 -- Solomon St. Pierre, 24-yard interception return at Upper Iowa (Fayette, Iowa), 1st Quarter

11-14-2015 -- Kyle Groeneweg, 88-yard kickoff return at Upper Iowa (Fayette, Iowa), 2nd Quarter

11-14-2015 -- John Tidwell, 72-yard interception return at Upper Iowa (Fayette, Iowa), 3rd Quarter

Review of 2014

Game 1 – #10/17 USF 55 UMary 7

In the season opener, USF rolled to a 55-7 win over U-Mary at Bob Young Field. Before 2,046 in attendance, the Cougars rolled up 519 yards in 80 plays. USF led 34-0 at halftime and scored 21 unanswered points in the third quarter before the starters were replaced. Luke Papilion was 15-of-26 for 266 and three TDs while rushing for 65 yards. Defensively USF limited the Marauders to 200 total yards in offense. The 48 point margin was the largest by USF in NSIC action at Bob Young Field.

Game 2 – #9/15 USF 45 Minnesota-Crookston 21

In week two, Papilion threw for 244 yards and five TDs, which set a career-best, as the Cougars defeated Minnesota-Crookston, 45-21 in Crookston. In the win, sophomore running back Max Mickey had 20 carries for 149 yards and a TD. Garrett Shutt (6-70-2 TDs) and Josh Angulo (4-69-2 TDs) had two TD interceptions. Cameron Ostrom, Solomon St. Pierre and John Tidwell had interceptions. In the win, freshman kicker Brett Garner made his first career field goal from 23-yards.

Game 3 – #6/12 USF 35 #7/7 Minnesota-Duluth 31

With Minnesota Duluth knocking at the door, USF defensive back Cliff Redmond broke up a 4th down pass in the end zone to preserve a 35-31 win for the Cougars before 2,453 in attendance at Bob Young Field. Redmond, who stepped in for injured starter John Tidwell, had five tackles, TFL, and two pass breakups. The Cougars' offense had 464 yards in total offense in just 58 plays for a season-high eight yards per play. For the fifth time in his career, Papilion threw for 200 yards (218) and had 100 yards rushing (7-127-2 TDs). Max Mickey had 100 yards for the second straight game (21-124-2 TDs) as USF had two 100-yard rushers for the first time since Sept. 27, 2014 in 73-21 win over Minnesota State-Moorhead. Against UMD, Clint Wilson had 11 tackles while Josh Butler had 10 and Grant Schindler, five tackles, 3.5 TFLs and two sacks.

Game 4 – #7/5 USF 28 Northern State 10

For the fourth straight game, USF put up more than 400 yards in total offense while posting a 28-10 win over Northern State on the 100th Gypsy Days before 8,133 fans in Aberdeen. USF put up 14 points in the first quarter and were never threatened. By the 4th quarter USF led, 28-3. Max Mickey had his third straight 100 yard rushing game (21-110-TD) as USF had 274 rushing yards. Papilion added 77 while throwing two TD passes to Garrett Shutt. Solomon St. Pierre had a pair of interceptions, including one he returned 56 yards. He also had a pick six wiped out by penalty.

Game 5 – #7/4 USF 59 Wayne State 10

Led by Papilion, the Cougars opened up a 21-3 first quarter lead in the 59-10 win over Wayne State. USF had a 466-to-244 total yards advantage, and held the Wildcats to just 66 yards rushing on 39 carries. Papilion completed 20-of-30 passes for 311 yards and two TDs. Justin Fulks had 69 yards rushing to lead USF. Brady Rose hauled in eight receptions for 112 yards and a TD while Angulo had four catches for 69 yards and a TD. Butler had nine tackles and Ostrom, seven, before his season ended while making a tackle in the second half.

Game 6 – #5/4 USF 51 Winona State 30

A record-setting performance by Luke Papilion lifted USF to a 51-30 win over Winona State at Bob Young Field before a homecoming crowd of 2,823. With the win, USF, which had a season-high 661 yards on 98 plays, moved to 6-0 on the season and provided head coach Jed Stugart with his 50th win at USF. Down 17-3 USF rallied to tie the game later in the first quarter led, 31-17 at halftime. USF Papilion set a school record in total offense with 506 yards and had six combined TDs. Papilion had 93 yards rushing and a rushing TD with 7:15 to cap a 12-play, 82-yard drive which sealed the win. He completed 26-of-41 passes for a career-best 413 yards and threw five TDs, which tied a career-high. Justin Fulks had a big game with 31 carries for 119 yards while USF also had two receivers with 100 yards receiving for the first time since Nov. 2, 2013. Josh Angulo had a career-high 145 yards receiving on eight receptions with a TD. Brady Rose had 123 yards receiving on seven catches with a career-high 3 TDs.

Game 7 – #5/4 USF 34 SMSU 26

USF moved to 7-0 with its 10th straight win in a 34-26 road at SMSU, 34-26. The Cougars, which never trailed, opened up a 27-7 advantage in the third quarter. A 21-yard TD run by Justin Fulks with 12 minutes to go gave USF a 34-19 lead. USF generated 483 yards on 80 plays, led by Papilion, who completed 20-of-34 passes for 225 yards and two TDs. He also had

17 carries for 92 yards and a TD. Max Mickey added 99 yards on 14 carries. On defense, Josh Butler had a career-best 13 tackles with a sack, TFL, three pass breakups and two forced fumbles.

Game 8 – Augustana 35 #5/4 USF 28

Despite two defensive TDs, USF lost for the first time in 11 games in a 35-28 setback to city rival Augustana at Bob Young Field before 4,091 in attendance. The Cougars jumped out to a 14-0 lead and never trailed until 22 seconds to play on a C.J. Ham 31-yard TD run for a 35-28 lead by Augustana. In the Hall of Fame/Key to the City matchup, USF had 411 yards in offense on 76 plays. Solomon St. Pierre, who broke the schools interception record with his 19th and 20th pick, had two interceptions, including a pick-six in the third quarter for a 21-14 lead. Drew Jackson's pick six with 12:16 to play gave USF a 28-21 lead before the Vikings scored the final two TDs of the game, both in the final two minutes. Luke Papilion had 87 yards rushing and three for 269 yards with a TD. Brady Rose had 10 for 117 yards and a TD. The loss was USF's first in four Key to the City matchups.

Game 9 – #10/11 USF 49 Concordia St. Paul 0

In cool and overcast conditions, USF stepped up with its first road shutout since 2009 and the first in the NSIC since a 36-0 win over St. Cloud State on Sept. 20, 2014, some 16 games ago. It was the fourth time that USF's defense had held an opponent to 10 points or less this season. On offense, the Cougars were led by Papilion, who completed 20-of-33 passes for 306 yards and a career-best six TDs. Rose tied a career high with 10 catches for a career-best 159 yards and three TDs. USF won for the ninth straight time against Concordia, St. Paul. In the victory, USF jumped to a 21-0 lead and then scored 14 points in both the second and third quarters. The Cougars pushed its road record to 5-0 with a point differential of 213-to-67. Over the past two years, USF has a 9-1 road mark. USF also advanced its mark to 151-1, including 21-1 in DII, when scoring 40 points or more.

Game 10 – #6/7 Minnesota State 44 #7/8 Sioux Falls 3

Some games are simply forgettable. Put the 44-3 loss to #7/8 Minnesota State in that column. For the first time since a loss to Carroll College in 2005, USF did not score a TD. The Cougars trailed 7-0 after one quarter and 27-0 at halftime. The Cougars registered a season-low 240 yards in total offense and committed four turnovers. Carter Ahlers and Josh Butler led the defense with 11 tackles each.

Game 11 – #17 USF 69 Upper Iowa 20

USF forced seven turnovers and rolled up 491 yards in total offense and finished the regular season at 9-2 with a 69-20 win over Upper Iowa. The Cougars scored two special team TDs for a 21-0 first quarter lead and added 24 points in the second quarter for a 45-7 halftime lead on the way to the victory. For the first time in their careers at USF, both John Tidwell (72 yards) and Solomon St. Pierre (24 yards) recorded pick sixes in the same game. In total USF had four defense/special team TDs as Kyle Groeneweg had his second TD kickoff return of the season for 88 yards and Kyle Athmann returned a blocked punt 15 yards for a TD. Papilion finished with 392 yards in total offense, throwing for 331 with three TDs and rushing for 61 yards. Josh Angulo had eight receptions for 130 yards and a career best 77-yard TD reception. With his interception, St. Pierre had his school record 22nd career interception. Groeneweg also had a 51 yard TD reception and had a career best 274 all-purpose yards.

Game 12 – NCAA Playoffs – #8 Henderson St. 23 #16 USF 16

In its first-ever NCAA DII playoff appearance, the #16 University of Sioux Falls Football Team (9-3) battled to the end in dropping a 23-16 decision to #16 Henderson State on Saturday, Nov. 21 in Arkadelphia, Ark. For 17 seniors, the game against Henderson State was the final of their careers. And, a number of them performed huge against Henderson State. On defense, senior defensive tackle Marco Naughton had eight tackles, a sack, three TFLs and a pass breakup. Grant Schindler had five tackles and his 10th career pass breakup. In the secondary, senior All-American Solomon St. Pierre had three pass breakups to finish with a league-best 24, which fit well his league best nine interceptions. His running mate at corner, John Tidwell had five tackles and ended his career with 213 tackles. Clark also had five tackles while

linebacker Carter Ahlers had four which gave him 269 for his career. To go along with that group, junior Westly Johnson had two sacks to give him 11.5 on the season, the most since 2002. Sophomore safety Josh Butler had a team high nine tackles and a TFL as he finished the season with 104 tackles to finish eighth in the league. As a defensive unit, the Cougars had three sacks to total 39 for the season, which not only led the NSIC and was top 10 nationally, but was the second most in school history since 2002. On the day, USF had 422 yards in total offense on 90 plays while limiting Henderson State to 282. However, HSU came up with three interceptions to turn back the Cougars. Two-time Harlon Hill candidate Luke Papilion had 67 yards rushing and a TD and threw for 279 yards with 32 completions on 51 attempts. He cracked 9K in total offense on his career, as he finished his junior USF's Josh Angulo had a game-high 10 receptions for 87 yards, including a long of 24 yards. Riley Waldie had a career-best seven receptions for 55 yards as he stepped in for Brady Rose who left early in the game. Also Erik Albeck had four catches for 66 yards. Justin Fulks had 11 carries for 50 yards on the ground..

13 named to the All-NSIC Teams in 2015

Junior offensive guard Antonio Green of Dublin, Ga., along with senior defensive backs John Tidwell of Aurora, Colo., and All-American Solomon St. Pierre of Wagner, S.D., were named to the All-NSIC First Team in 2015. Tidwell earned his third straight first-team honor. Green and St. Pierre picked up their second straight first-team honor. Earning selection to the second team were eight Cougars, including junior quarterback, team captain, and Harlon Hill candidate Luke Papilion of Denver, Colo. Junior defensive lineman Evan Gentry of Tallahassee, Fla., and senior defensive lineman Grant Schindler, of Chippewa Falls, Wis., were selected to the All-NSIC second team for a second straight year. Named All-League for the first time included H-Back Brady Rose of Cumberland, Wis., sophomore tight end Nicholas Stanke of Eau Claire, Wis., and offensive lineman and captain Trevor Wescott of Blue Springs, Mo. In addition, sophomore safety Josh Butler of Aurora, Colo., and senior linebacker Carter Ahlers of Flandreau, S.D., were named to their first all-league team. Honorable mention selections included junior wide receiver Josh Angulo of Sioux Falls, S.D., and junior defensive end Westly Johnson of Grand Rapids, Mich.

USF's "lightning fast" offense

USF's spread offense was a quick-strike offense in 2015. In 2015, USF had 44 TD drives of three minutes or less drive time with 33 in under two minutes and 16 in one minute or less. In the past two years USF has had 86 TD drives in three minutes or less.

Cougars sit 54-5 all-time at Bob Young Field

Despite a loss at home on Oct. 24, USF has a home record at Bob Young Field of 54-5 (.915). The Cougars, which has won 9-of-11 home games, were victorious the first 32 games at the stadium and have since taken 23-of-28 at the friendly confines of Young Field. Overall, including play at Howard Wood Field (through 2006), the Cougars have won 74 of the past 79 games and 64-of-68 home conference games, including 47 in the GPAC (NAIA) and 17 as an NSIC member in NCAA DII. Since 2000, USF is 92-10 at home.

USF records 22nd straight winning season

At 9-3, USF cinched a 22nd consecutive winning season, a run which began with an 8-3 record in 1994 season with legendary head coach Bob Young. This is the sixth consecutive winning season for the Cougars under the direction of head coach Jed Stugart.

By the numbers under Stugart

USF is 51-3 when leading at halftime in the Coach Stugart era. They are 1-11 when trailing at halftime and 1-2 when tied at halftime. USF is 42-5 when scoring first and when opponents score first, the Cougars stand 14-11.

Scoring streak hits 125 games

Since moving to DII in 2011, the Cougars have scored 1,972 points in 45 games or 43.8 ppg. In 2015, USF averaged 39.33 points per game for third in the league and 24th nationally. In 17 of past 23 games, they scored at least 34 points. It has been 125 games since USF has failed to score, which was a 55-0 loss to Carroll College in the final game of the 2005. USF had a DII-best 73 points vs. Minnesota State-Moorhead (Sept. 27) in 2014. The

previous high was in 2011 when the Cougars defeated the South Dakota School of Mines and Technology, 71-0. In the past 28 games, USF has scored over 50 points, eight times. USF's high point total this year was 59 vs. Wayne State on the road and 55 points in the opener vs. U-Mary.

Cougars are 65-0 all-time when scoring 50

When the Cougars reach 50 points, they are 65-0 all-time and 25-0 when scoring over 60 points. They are 7-0 all-time when breaking the 70-point mark. When the Cougars have scored over 40, USF has a 151-1 mark, including 21-1 in DII. When they have scored over 30 points, USF is 224-8. The only time USF has lost when scoring over 40 points was a 45-40 setback to Winona State on Oct. 12, 2013 at Bob Young Field.

Offense lighting it up

With 984 points in the past 24 games (start of 2014 season), USF is averaging 41.0 points. The league's third-ranked scoring team (39.8 ppg) in 2015, the Cougars also third in the NSIC in total offense at 472.1 per game of which 190.9 comes on the ground and 281.2 through the air. In total yards, USF had a league-best, 5,665. In the past 24 games, the Cougars have scored 132 TDs or 5.5 per game. USF has averaged more than six yards a play in 12 of the last 18 games, including seven yards or better four times this year. With 464 yards on 58 plays vs. UMD on Sept. 19, USF registered a season-best 8.0 yards per play average.

Yardage - Game-by-Game

9-6-2014 – Minot State – 93 plays, 497 yards, 5.34 ypp
9-13-2014 – Bemidji State – 93 plays, 477 yards, 5.12 ypp
9-20-2014 – St. Cloud State – 87 plays, 417 yards, 4.79 ypp
9-27-2014 – MSU-Moorhead – 97 plays, 663 yards, 6.83 ypp
10-4-2014 – Concordia, SP – 72 plays, 428 yards, 5.94 ypp
10-11-2014 – Augustana – 82 plays, 451 yards, 5.5 ypp
10-18-2014 – SMSU – 70 plays, 453 yards, 6.47 ypp
10-25-2014 – Winona State – 82 plays, 438 yards, 5.3 ypp
11-1-2014 – Minnesota State – 74 plays, 327 yards, 4.4 ypp
11-8-2014 – Upper Iowa – 100 plays, 606 yards, 6.06 ypp
11-15-2014 – Wayne State – 60 plays, 538 yards, 8.96 ypp
12-6-2014 – Central Oklahoma – 70 plays, 503 yards, 7.18 ypp
9-5-2015 – U-Mary – 80 plays, 519 yards, 6.48 ypp
9-12-2015 – Minnesota-Crookston, 79 plays, 562 yards, 7.11 ypp
9-19-2015 – Minnesota-Duluth, 58 plays, 464 yards, 8.0 ypp
9-26-2015 – Northern State, 74 plays, 431 yards, 5.8 ypp
10-3-2015 – Wayne State, 69 plays, 466 yards, 6.7 ypp
10-10-2015 – Winona State, 98 plays, 661 yards, 6.74 ypp
10-17-2015 – SMSU, 80 plays, 483 yards, 6.05 ypp
10-24-2015 – Augustana, 76 plays 411 yards, 5.4 ypp
10-31-2015 – Concordia, St. Paul, 516 yards, 77 plays, 6.7 ypp
11-7-2015 – Minnesota State, 240 yards, 68 plays, 3.5 ypp
11-15-2015 – Upper Iowa, 79 plays, 491 yards, 6.2 ypp
11-22-2015 – Henderson State, 90 plays, 422 yards, 4.6 ypp



All-American OL Antonio Green

QUARTERBACKS



#15 Luke Papilion

QB, 6-5, 220, Sr.

Denver, Colo., Cherry Creek

~ Two-time Harlon Hill finalist

~ Two-time All-NSIC

~ 2014 NSIC Player of the Year

~ 2015 Preseason NSIC POY

~ All Good Works Nominee

RUSHING

	G	Att.	Yds	TD	Long	Avg/C	Avg/G
2013	7	108	738	14	53	6.8	105.4
2014	12	153	804	6	47	5.3	67.0
2015	12	122	854	7	56	7.0	71.2
TTL	31	383	2,396	27	56	6.3	77.3

PASSING

	G	Cmp	Att	Int	Yds	TD	Lg	Pct	Avg/g	Eff.
2013	7	68	150	6	820	6	51	45.3	117.1	96.5
2014	12	227	361	11	2779	26	60	62.9	231.6	145.2
2015	12	242	411	12	3184	30	84	58.9	265.3	142.2
TTL	31	537	922	29	6783	62	84	58.2	218.8	135.9

TOTAL OFFENSE

	G	Rush	Pass	Total	Avg/g
2013	7	738	820	1558	222.6
2014	12	804	2779	3583	298.6
2015	12	854	3184	4038	336.5
TTL	31	2396	6783	9179	296.1

SCORING

	G	TD	Run	Rec	Ret	XP	2PT	FG	Ttl	Avg.
2013	7	14	14	0	0	0	0	0	84	12.0
2014	12	6	6	0	0	0	0	0	36	3.0
2015	12	7	7	0	0	0	0	0	42	3.5
TTL	31	27	27	0	0	0	0	0	162	5.2

CAREER: Returns for senior season as NSIC's only active two-time Harlon Hill candidate...one of 165 student-athletes and one of two from NSIC, named nominees for the All State-AFCA Good Works Team...stands 23-7 as a starter, including 9-3 in 2015...ranks fifth on USF's career passing yardage chart with 6,783 yards...owns two of the top 10 seasonal passing yardage totals in school history with his 3,184 total in 2015 ranking seventh and his 2,779 passing yards in 2014 ninth...has completed 537-of-922 passes for 6,783 yards with 62 TDs in his career...has led the NSIC in total offense in consecutive seasons (4,038, 2015; 3,583, 2014)...owns USF career record in pass completions (537)...owns game records in total offense (509 vs. Winona State, 10/10/2015), passes attempted (51 vs. Henderson State, 11/21/15)...ranks third all-time in pass attempts (922)...was named first team All-NSIC and became USF's first-ever NSIC Offensive Player of the Year in 2014...named second team All-NSIC in 2015...has a combined 89 TDs (2nd in school history (Dax Michelena, 1997-01, 119 TDs), and 9,179 yards in total offense (second all-time at USF, Dax Michelena, 1997-01, 10,420 yards)...has 19 career games of 300 yards in total offense with two over

400 and the career-best, school record of 506 vs. Winona State on Oct. 10...set a career high with 413 passing yards with five TD passes against Winona State on Oct. 10...has recorded 383 carries for 2,396 rushing yards, which ranks eighth all-time at USF...has 27 TDs, which is tied with Glenn Thomas (1999-2002) for 15th on the USF career TDs list...ranks second to Dax Michelena (2,779) in rushing yards by a quarterback...recorded seven 100-yard rushing games with a high of 240 yards and five TDs in his first home start in 2013 vs. Northern State...also has 16 games of 75 yards rushing or more with nine games of 90 yards rushing or more...in three seasons, has thrown for 200 yards or more 19 times...completed a career-best 32 passes on a career-best 51 attempts for 279 yards in 23-16 playoff loss to Henderson State...set a career-best with six passing TDs against Concordia St. Paul (10/31/16) on the road (20-33-306 yards)...has recorded five TDs passing or more three times (U-Mary, 5 TDs, 10/5/16; Winona State, 5 TDs, 10/10/16; Concordia St. Paul, 6 TDs, 10/31/16)...five times has had 200 yards passing and 100 yards rushing and is only USF player in school history with 300 yards passing (313) and 100 yards rushing (125) vs MSUM in 2014.

2014: named NSIC Offensive Player of the Year and All-NSIC first team after completing 227-of-361 passes for 2,779 yards (6th, NSIC) and 26 TDs...named 4th team All-American by BeyondSportsNetwork.com...also named to second team on the BeyondSportsNetwork.com All Super Region 3 squad...selected to the Don Hansen All Super Region 3 team...had a 145.22 passing efficiency ranking, which ranked first in the NSIC and 30th nationally...ranked in top 30 nationally in seven categories...ranked 23rd nationally and second in the NSIC in completion percentage at 62.9%, which was a jump of nearly 18% from his 45.3% as a freshman...ranked 26th in DII, 3rd in NSIC with 26 TDs passing and was 21st in DII and third in the league in points responsible for with 194...also ranked 32nd in DII for points responsible per game at 16.2...ranked fifth in the NSIC and 31st nationally in total offense at 298.6 yards per game (3,583 yards on 514 plays)...had 153 carries for 804 yards and six TDs...804 yards rushing was second most among league quarterbacks...five times had three or more...had 68 yards rushing or more seven times with 100 yards rushing three times...threw for a career-best 318 yards and three TDs along with 17 carries for 125 yards and two TDs vs. MSUM (9/27/14) - only player in league with 300 yards passing and 100 yards rushing in single game in 2014...only QB in NSIC to rushing for 125 yards and throw for 300 in same game...completed a career-high 27 passes on a career-best 40 pass attempts for 318 yards vs. MSUM...also had 100-yards rushing vs. Augustana (18-130-0 TDs, 10/11/14) and Winona State (21-121-2 TDs)...hit a season best 88.9 percent of his passes (8-9-117 yards) and had two TD passes in season-opening win over Minot State (9/6/14) despite playing only into second quarter...hit on 22-of-38 passes for 282 yards with a TD vs. SMSU (11/18/14) and also had 14 carries for 75 yards...completed 13-of-22 passes for 225 yards with a career-best four TDs, including a career-best 60-yard pitch-and-catch with Josh Angulo against Wayne State (11/15/14)...hit 23-of-33 passes for 247 yards with three TDs vs. Concordia St. Paul (10/4/14)...had a career-high 23 carries (26 yards) while completing 21-of-32 passes for 250 yards with two TDs and two interceptions in 27-14 loss at #1 Minnesota State, Mankato...had 11 carries for 76 yards and a TD along with hitting 26-of-33 passes for 287 yards and three TDs vs. Upper Iowa (11/8/14)...completed 19-of-33 passes for 224 yards with three TDs and had 10 carries for 85 yards in earning MVP honors in the Mineral Water Bowl (42-10 USF win on 12/6/14).

2013 (FRESHMAN): Posted a 3-3 record as a starter...completed 68-of-150 passes for 820 yards and six TDs...record 108 carries for 738 yards and 14 TDs on the ground, the most by a Cougar since current CFL running back Chevon Walker (Ottawa RedBlacks) had 14 in 2010...averaged 6.8 yards per carry and 105.4 yards per game...completed 13 of 27 passes for 108 yards and one interception in the season opener against Minnesota Duluth...rushed for 240 yards and five touchdowns in his first home start to lead the Cougars to a rousing 45-37 win against

Northern State... the win was Sioux Falls' first over its former South Dakota Intercollegiate Conference rival and new NSIC foe since 1934... no one in a Cougar jersey, regardless of position, had rushed for three touchdowns since Lorenzo Brown ran all over Northwestern College on Halloween night in 2009... became the first Cougar to accumulate more than 200 yards on the ground since former NAIA first team All-American Mike Dvoracek (2005)...was named the USA College Football Rookie of the Week for the record-breaking performance... completed 19-of-29 passes for 95 yards with two picks in the loss at U-Mary, where he also rushed for 83 yards and a 5-yard TD run that opened scoring versus the Marauders...hit Carrington Hanna on a 31-yard bomb in the second quarter of USF's 52-7 blowout of Minnesota Crookston for his first-career TD pass...finished the game 12-for-23 for 155 yards with two interceptions and one TD...also rushed for 77 yards on 13 attempts with two TDs against the Golden Eagles...led the way for USF's 55-48 shootout win against Southwest Minnesota State, completing 9-of-21 passes for 168 yards and two TDs...connected with Wes Smith on a 51-yard strike on the sixth play from scrimmage vs SMSU for longest TD pass of his career...also went for 194 rushing yards on a season-high 27 attempts with three TDs...rallied the team from a 48-45 fourth-quarter deficit by leading consecutive scoring drives, including 17-yard game-winning TD run with 44 seconds to play...accounted for five TDs in a narrow 45-40 home loss to Winona State before suffering a season-ending injury...completed 16-of-25 passes for a career-high 200 yards with three TDs and one interception...also rushed 19 times for 157 yards and two TDs against the Warriors...finished rookie campaign ranked sixth in the NSIC (24th nationally) with 14 rushing touchdowns.

HIGH SCHOOL: Prepped at Cherry Creek...lettered four times in football for the Bruins...named to All-Colorado and Centennial all-league teams as a senior...accumulated 1,939 yards (1,441 pass/498 rush) of total offense and 21 TDs (9 pass/12 rush) in 2012-13... tabbed Credit Union of Colorado Extra Credit Player of the Week...earned all-league honorable mention recognition for racking up 1,758 yards of total offense during his junior season...added 15 TDs as a junior... also a stand-out lacrosse player for the Bruins...all-league defensemen... four-year academic all-state honoree for both football and lacrosse...maintained a 3.75 GPA.

PERSONAL: Son of Pete and Linda Papilion...born March 7, 1994... has two brothers, Danny and Tommy...brother Tommy played outside linebacker at Colorado...favorite athlete is Drew Brees...business administration major.



Harlon Hill Candidate Luke Papilion

100 yard rushing games (7)

9-19-15 -- Minnesota-Duluth, 7-125-2 TDs (career best 56, 17)
10-25-14 -- Winona State, 21-121-2 TDs
10-11-14 -- Augustana, 18-130-0 TDs
9-27-14 -- Minnesota State-Moorhead, 17-125-2 TDs
9-14-13 -- Northern State, 19-240-5 TDs
10-5-13 -- Southwest Minnesota State, 27-194-3 TDs
10-12-13 -- Winona State, 19-157-2 TDs

200 yard passing games (19)

11-22-15 -- Henderson State, 32-51-279
11-14-15 -- Upper Iowa, 18-32-331-3 TDs
10-31-15 -- Concordia U, St. Paul, 20-33-306-6 TDs
10-24-15 -- Augustana, 23-36-269-TD
10-17-15 -- Southwest Minnesota State, 20-34-225-2 TDs
10-10-15 -- Winona State, 26-41-413-5 TDs
10-3-15 -- Wayne State, 20-31-311-3 TDs
9-19-15 -- Minnesota Duluth, 15-28-218-0 TDs
9-12-2015 -- Minnesota-Crookston, 17-34-244-5 TDs
9-5-15 -- U-Mary, 15-26-266-3 TDs
11-15-14 -- Wayne State, 13-22-225-4 TDs
11-8-14 -- Upper Iowa, 26-of-33-287-3 TDs
11-1-14 -- Minnesota State, Mankato, 21-32-250-2 TDs
10-25-14 -- Winona State, 17-32-230-2 TDs
10-18-14 -- SMSU, 22-38-2-282-0 TDs
10-11-14 -- Augustana, 19-34-2-217-TD
10-4-14 -- Concordia, St. Paul -- 23-33-0-247-3 TDs
9-27-14 -- Minn. State-Moorhead, 27-40-1-318-3 TDs
10-12-13 -- Winona State, 16-25-1-200-3 TDs

Papilion's Games with 300 yards total offense

9-5-15 -- U-Mary, 34 plays, 331 yards (266 pass, 65 rush), 3 TDs (all passing)
9-12-15 -- Minnesota-Crookston, 38 plays, 306 yards (244 passing, 62 rushing), 5 TDs (all passing)
9-19-15 -- #7 Minnesota-Duluth, 35 plays, 343 (125 rushing, 218 passing), 2 TDs (both by rushing)
10-3-15 -- Wayne State, 34-330 (19 rushing, 311 passing), 5 TDs (3 by pass, 2 by rush)
10-10-15 -- Winona State, 54 plays, 506 yards (413 passing, 93 rushing), 6 TDs (five by pass, one by rush)
10-17-15 -- Southwest Minnesota State, 51 plays, 317 yards, 3 TDs (2 by pass, 1 by rush)
10-24-15 -- Augustana, 38 plays, 356 yards, 1 TD (1 by pass)
10-31-15 -- Concordia St. Paul, 36 plays, 344 yards, 6 TDs (6 by pass)
11-14-15 -- Upper Iowa, 42 plays, 393 yards, 3 TDs
11-22-15 -- Henderson State, 68 plays, 346, TD

2014

9-27-14 -- MSU, Moorhead, 57 plays, 443 yards (318 passing, 125 rushing), 5 TDs (three by pass, two by rush)
10-11-14 -- Augustana, 52 plays, 34y yards, TD (TD pass)
10-18-14 -- 52 plays, 357 yards (75 by rushing, 282 by pass), 2 TDs (2 by pass)
10-25-14 -- Winona State, 53 plays, 351 yards (121 rushing, 230 passing)
11-8-14 -- Upper Iowa, 44 plays, 363 yards (76 rushing, 287 passing), 4 TDs (three by pass, one by rush)
12-6-14 -- Central Oklahoma (Mineral Water Bowl), 43 plays, 309 yards (85 rushing, 224 passing).

2013

9-14-13 -- Northern State, 44 plays, 334 yards, 5 TDs (all by rush)
10-5-13 -- Southwest Minnesota State, 48 plays, 362 yards, 5 TDs (3 by rush, 2 by pass)
10-12-13 -- Winona State, 44 plays, 357 yards, 5 TDs (3 by pass, 2 by rush)



#9 Corbin Lawler

QB, 6-3, 206, Sr.
Tea, SD, TeaHS

2015 (REDSHIRT JUNIOR): appeared in five games... completed 14-of-34 passes for 190 yards... threw for a touchdown vs. Concordia St. Paul on Oct. 31... threw for a longest completion of 38 yards vs. Minnesota Crookston on Sep. 12...

threw for a high of 72 yards vs. Mary on Sep. 5... passing efficiency of 80.18... earned NSIC All-Academic Team

2014 (REDSHIRT SOPHOMORE): appeared in four games... was 1-of-2 for a five yard completion vs. Minot St. on Sep. 6...

2013 (REDSHIRT FRESHMAN): Third-string quarterback... saw his first action in the loss at UMD... caught one pass for three yards against Minnesota Crookston...went 1-for-2 with a 26-yard pass to Carrington Hanna...completed 4-of-15 pass attempts for 68 yards against Winona State and scored the game's final touchdown when he connected with Wes Smith for a three-yard endzone strike... also had two rushes for 12 yards versus the Warriors...went 3-for-5 for 26 yards in the win at Concordia-St. Paul.

2012 (FRESHMAN): Redshirted.

HIGH SCHOOL: Prepped locally at Tea Area High School (S.D.)... three-year starting QB for the Titans...two-time all-conference... voted team captain for junior and senior seasons...two-time winner of the Titans' Commitment Award...named Most Improved Player following junior season...tabbed Argus Leader Elite 45 honorable mention...also lettered in baseball, basketball, and track & field...named basketball team captain and was twice awarded the Tea High Defensive Player of the Year award...member of 2011 Class A State Championship track & field team...graduated with honors.

PERSONAL: Son of John and Michaele Lawler...born June 30, 1994... has one sister, Mackenzie... would like to become a football coach... participated in multiple volunteer activities, including mentoring, youth camps, Tea Pot Days and also served as a church usher.

PASSING

	G	Cmp-Att-Int	Yds	TD	Lg	Pct	Avg/g	Eff.
2013	4	4-7-0	52	0	26	57.1	13.0	119.5
2014	5	1-2-0	5	0	5	50.0	1.0	
2015	12	14-34-3	190	1	38	41.2	26.9	80.2
TTL	21	19-43-3	247	1	38	44.1	11.7	87.1



#12 Noah Butler

QB, 6-1, 180, Fr.
Aurora, Colo., Vista Peak

2015: Redshirted.

HIGH SCHOOL: standout quarterback at Vista Peak High School... three-time all-league selection in the Colorado 7. In 2013...named

honorable mention all-state...was dual threat in high school with career totals of 286 carries for 1,333 yards and 17 TDs on the ground; 464 yards receiving and four TDs; and completed 268-of-501 passes for 4,021 yards with 31 TDs passing...also starred on the basketball court, earning first team all-league honors in both 2013 and 2014...named a first team all-league performer in the high jump for his track team...was Involved in the Fellowship of Christian Athletes and the Black Student Alliance,

PERSONAL: son of Oscar and Deborah Butler...the brother of Cougar safety Josh Butler.

TIGHT ENDS



#85 Nick Stanke

TE, 6-3, 235, Jr.
Eau Claire, Wis., Regis HS

- ~ 2nd Team All NSIC
- ~ Academic All-NSIC
- ~ Started 24 straight games

Receiving

	G	Rec.	Yds	TD	Long	Avg/C	Avg/G
2014	12	27	286	3	32	10.6	23.8
2015	12	25	221	2	22	8.8	18.4
TTL	24	52	507	5	32	9.8	21.1

CAREER: appeared in 24 games... has 52 total receptions for 507 yards and five TDs... has a career long 32 yard reception.

2015 (REDSHIRT SOPHOMORE): started 12 games... named to All-NSICsecond team...caught 25 passes for 221 yards and two TDs... recorded a career high of six catches for 35 yards vs. Minnesota State Mankato on Nov. 7... had a season high 38 yards vs. Southwest Minnesota State on five catches... had four games of three or more catches... had TD receptions vs. Mary on Sept. 5 and vs. Concordia St. Paul on Oct. 31... had a season long 22 yard reception vs. Mary on Sept. 5... averaged 8.8 yards per catch... earned NSIC All-Academic Team

2014 (REDSHIRT FRESHMAN): started all 12 games, accumulating 27 catches for 286 yards and three TDs (17, 21, 8)...six times caught at least three passes in a game...had three games of four or more

catches...recorded a career high of five catches for 59 yards and an eight-yard TD vs. Winona State...also had three catches for 58 yards and a career-best 21-yard TD vs. Upper Iowa and three catches for 47 yards...his 17-yard TD from Luke Papilion vs. Minot State in the first quarter was USF's initial TD of the season ..also caught four balls for 31 yards vs. SMSU and recorded four catches for 27 yards vs. Central Oklahoma in USF's 42-10 win in the Mineral Water Bowl. on Dec. 6..had a career-best 32-yard reception vs. Upper Iowa.

2013: Redshirted.

HIGH SCHOOL: Prepped at Regis...played three seasons of football for the Ramblers...contributing on both sides of the field (TE/DE), Stanke was a three-time Western Cloverbelt all-conference selection and two-time all-region and all-northwest performer...had 11 grabs for 212 yards and 8 touchdowns to earn all-state HM honors as a senior...tallied 36 receptions for 692 yards (15 TD), while recording 181.5 tackles and 12.5 sacks...also a four-year letterer in baseball and basketball, where he earned several honors including all-conference, all-city, all-district and all-academic all-state plaudits...maintained a 3.94 GPA...recipient of the Presidential Award...member of chess club, key club, NHS, Youth Leadership Eau Claire and campus ministry.

PERSONAL: Son of Debra and Charles Stanke...born October 28, 1994...has one brother, Ryan and one sister, Angie...nursing major... active volunteer with Immaculate Conception Church.



#84 Clint Sigg

TE, 6-4, 220, So.

Longmont, Colo., Davidson

NOTES: Transfer from Davidson University...will have four years of eligibility remaining.

HIGH SCHOOL: played for coach Doug Johnson at Longmont High School...four-year letter winner and earn captain...named 2014 Colorado Times Call High School Football Player of the Year... winner of the prestigious "Gordon Cramer" LSH Student Athlete of the Year Award as a senior...selected first team state as a senior...two time all-conference selection... participated in the U.S. Army All-American Bowl Combine, Quarterback Academy and FBU Top Gun Invite...graduated in the top five percent of his class...member of the National Honors Society and Rotary Male Student-Athlete of the Term second semester of senior year....lettered in basketball...

PERSONAL: born on December 17, 1996 in San Antonio, Texas... son of Clint and Julianne Sigg...has an older sister Jacqui... father played football at USAFA.



#Coo Pride

H-Backs



#5 Brady Rose

WR, 6-0, 205, Sr.

Cumberland, Wis, Cumberland

~ 2nd Team All NSIC, 2015
 ~ Ranks top 10 alltime in all three receiving categories
 ~ 2nd Team Academic
 All-American by CoSIDA

Receiving

	G	Rec.	Yds	TD	Long	Avg/C	Avg/G
2013	10	8	39	0	11	0.8	4.9
2014	12	62	772	6	45	5.2	64.3
2015	12	62	880	10	84	5.2	73.3
TTL	34	132	1,691	16	84	3.9	49.7

Scoring

	G	TD	Run	Rec	Ret	XP	2PT	FG	Ttl	Avg.
2013	10	4	4	0	0	0	0	0	24	2.4
2014	6	0	6	0	0	0	0	0	36	3.0
2015	12	10	0	10	0	0	0	0	60	5.0
TTL	34	20	10	10	0	0	0	0	120	3.5

Rushing

	G	Att.	Yds.	TD	Lng	avg/c	avg/g
2013	10	76	319	4	52	4.2	31.9
2014	12	1	6	0	6	6.0	0.5
2015	12	3	20	0	10	6.7	1.7
TTL	34	80	345	4	52	4.3	10.1

CAREER: Has recorded 132 catches for 1,691 yards and 16 receiving TDs in career...has 20 total TDs (4 rushing)...has had 16 games with at least four catches...his 132 catches and 1,691 yards both rank seventh all-time in receiving at USF...has three 100-yard receiving and one 100-yard rushing games...only player on roster with both 100-yard rushing and 100-yard receiving game...his 16 TDs rank 10th all-time for receiving TDs all-time at USF.. named second team All-NSIC and also selected second team Academic All-American from CoSIDA

2015 (REDSHIRT JUNIOR): named second team All-NSIC and also selected second team Academic All-American from CoSIDA...appeared in 12 games... recorded 62 catches for 880 yards... caught 10 TDs... 62 receptions tied Zach Rutten (2001) and his own previous season for the 12th best single season pass reception total in Cougar history... tied a career best 10 catches vs. Augustana on Oct. 24 and vs. Concordia St. Paul on Oct. 31... recorded a career best 159 yards receiving (10 catches) vs. Concordia St. Paul on Oct. 31... caught a career best three touchdowns on two occasions vs. Winona St. on Oct. 10 and vs. Concordia St. Paul on Oct. 31... had 10 catches for 117 yards vs. Augustana in the "Key to the City" game on Oct. 24... hauled in eight catches for 112 yards vs. Wayne State on Oct. 3... 73.3 receiving yards per game... ranked 10th in NSIC in receiving yards per game... ranked 9th in NSIC in scoring TDs... caught four or more catches seven times with two games of 10 catches... recorded three games of 100 or more receiving yards... had a longest reception of 84 yards vs. Concordia St. Paul on Oct. 31... named to the NSIC All-Academic Team

2014 (REDSHIRT SOPHOMORE): Started all 12 games at H-back...had a team-high 62 catches for 772 yards and six TDs... his 62 receptions tied Zach Rutten (2001) for the 12th best single season pass reception total in Cougar history...recorded a career best 10 catches for 90 yards and two TDs vs Upper Iowa (11/8)... had career-best 99 yards receiving (7 catches) vs. Minot State (9/6)...had six catches for 40 yards vs. Bemidji State (9/13)...hauled in eight catches for 88 yards in the win over Concordia-St. Paul (10/4) at Bob Young Field...also had six catches for 86 yards in home win over Southwest Minnesota State (10/18)... against SMSU had a career-best 45-yard reception...also had five catches for 64 yards and a TD in the win over Wayne State (11/8)...recorded three catches for 49 yards and a 30-yard TD in the "Key to the City" win over Augustana (11/11) at Kirkeby-Over Stadium...ranked eighth in catches per game in NSIC at 5.17 average... recorded six receptions or more in a game five times... had nine games with at least four catches and four games with at least 80 yards receiving...had eight games of at least 50 yards receiving...recorded six catches of 25 yards or more...also recorded two tackles...named Academic All-NCC and named Vucerevich School of Business "Outstanding Sports Management Student."

2013 (REDSHIRT FRESHMAN): Ranked third on the squad with 319 yards rushing on 76 carries, an average of 4.2 yards with four TDs...caught eight passes for 39 yards and hauled in a pass in each of the Cougars' last four contests... came off the bench to rush six times for 23 yards including his first career TD, a one-yard burst into the endzone that capped the Cougars' scoring in their 52-7 rout of Minnesota Crookston...rushed for 30 yards on eight attempts at SMSU...carried 11 times for 54 yards including a 21-yard rush vs. Winona State...had nine carries for 29 yards at Concordia-St. Paul...rushed for 16 yards on six attempts against Augustana...made his first career start against No. 1 Minnesota State and finished with 42 yards on 11 carries with a TD... had a career day in USF's season finale at Wayne State, where he carried the ball 15 times for 111 yards and two TDs (all career-highs)...had a 52-yard TD scamper in that contest, also a career-best effort.

2012 (FRESHMAN): Redshirted.

HIGH SCHOOL: Prepped at Cumberland...four-year letter winner in football...accumulated a total of 5,111 career yards (3,298 rushing and 1,813 receiving) and 71 TDs...rushed for 1,450 yards and 29 TDs, while recording 37 receptions for 597 yards and three TDs, earning all-state honorable mention, all-region, all-North-



west, all-Pioneer Press and all-conference honors as a senior...selected to play in 2012 Wisconsin Football Coaches Association All-Star Game...four-year letter winner in basketball and was named all-conference during his senior campaign... two-time letter winner in baseball and one-year letter winner in track & field...

member of the National Honor Society...graduated with honors.

PERSONAL: Son of Barry & Tammy Rose...born Nov. 1, 1993... has two brothers, Cody and Payton...double major in business administration and sports management...volunteer basketball coach and referees middle school basketball.

Kicking Specialists



#10 Andy Buchele

HB/WR, 6-3, 200, Jr.

Milbank, S.D., MilbankHS

CAREER: played in seven games... has recorded four catches for 22 yards... had a career high of two catches for eight yards vs. Wayne St. on Oct. 3, 2015... had a longest career reception of 14 yards vs. Mary on Sep. 5, 2015... averages 5.5 yards

per catch.

2015 (REDSHIRT SOPHOMORE): played in six games... recorded four catches for 22 yards... had a career high of two catches for eight yards vs. Wayne St. on Oct. 3... had a longest career reception of 14 yards vs. Mary on Sep. 5... averaged 5.5 yards per catch... named to the Academic All-NSIC squad

2014 (REDSHIRT FRESHMAN): Backup wide receiver...played on special teams... made one appearance.

2013: Redshirted

HIGH SCHOOL: Prepped at Milbank...four-year letterman for the Bulldog football team...two-time all-state and two-time All North Eastern Conference selection...Elite 45 Special Mention by Sioux Falls Argus Leader...as a senior recorded 39 catches for 675 yards and seven TDs...tallied 35 receptions for 654 yards and six TDs as junior...academic all-state...ranks second all-time in receiving yards at Milbank...also earned three varsity letters in basketball and track and field...member of NHS and FCA...honor roll student.

PERSONAL: Son of Gregg and Michelle Buchele...born Oct. 4, 1994...has one sister, Nicole...business administration major...career goal to work in medical administration... participates in the DARE Role Model program.



#28 Rylie Waldie

WR, 6-1, 212, R-So.

Fort Collins, Colo., JenksHS (OK)

2015 (REDSHIRT FRESHMAN): appeared in seven games... recorded seven catches...all catches vs. Henderson State in the 2015 Division II Football Championship First Round Playoff game in Arkedelphia, Ark... had a long reception of 15 yards...

totalled 55 yards... also recorded one tackle vs. Mary on special teams

2014: Redshirted

High School: All-Conference for Front Rant Conference during Junior Year... All District during Senior Year... Team Captain

Personal: son of Shawn and Elizabeth... has three siblings (Lane, Grayson, Erin)... goal is to go into Chiropractics and PT School.



#83 Stuart Vanden Heuvel

P/PK, 6-2, 209, Jr.

Watertown, Wis., Lakeside

Lutheran HS

2015 (REDSHIRT SOPHOMORE): played in 12 games... punted 59 times for 2,117 yards for 35.9 yards per punt... had a season-best... had a season long 52 yard punt... placed 19

punts inside the 20 yard line.

2014 (REDSHIRT FRESHMAN): played in all 12 games...punted 47 times for 1,583 yards for 33.7 yards per punt...had a season-best 57 punts...placed 10 punts inside the 20-yard line...had three punts over 50 yards and four touchbacks...had nine punts fair caught.

2013: Redshirted.

HIGH SCHOOL: Prepped at Lakeside Lutheran HS in Watertown, Wis. where he competed in baseball and football...named to the Capital North Conference 2nd Team in football...during his junior and senior seasons, Vanden Heuvel was 96/100 on PATs and also converted 8/11 FGs for the Warriors.

PERSONAL: Son of Dennis and Lisa Vanden Heuvel... born on June 25, 1994...has two siblings, Tony (30) and Emily (32)...named Student Body President and NHS Vice-President in high school...majoring in Business Administration/Entrepreneurial Studies



#47 Brett Garner

PK/P, 5-10, 172, So.

Springfield, Mo., Catholic HS

2015 (FRESHMAN): appeared in 12 games... totaled 88 points by converting 61 PATs and 9 field goals... 88 points ranked 5th in NSIC... made 61-of-64 PATs (95%)... made 9-of-13 field goals (69.2%)... field goal percentage ranked 5th in NSIC and 47th in Division II... averaged 53.0 yards per kickoff... made a long of 42 yards vs. Wayne St.

on Oct. 3... made a best 3-of-3 field goals vs. Henderson State on Nov. 21 in the NCAA 2015 Division II Football Championship First Round... converted 9-of-9 PATs vs. Upper Iowa on Nov. 14.

HIGH SCHOOL: Starred as a placekicker for Springfield Catholic H.S... was a team captain and handled both punting and kicking duties...also played wide receiver and cornerback...during senior season, hit 3-of-4 field goals, including a long of 44 yards and converted 19-of-19 PATs... also had 55 tackles, including 37 solo stops, and two interceptions for the Fighting Irish...had 30 carries for 274 yards and a TD along with 17 receptions for 306 yards and two TDs on offense...a two-time selection on the Missouri Football Coaches Association (MFBCA) Academic All-State Team...also named All-District and selected to the AP Class 3 All-State team as a punter and second team on the MFBCA All-State team as a kicker...lettered in wrestling and member of school's National Honor Society.

PERSONAL: son of Steve and Stacy Garner

Offensive Line



#73 Antonio Green
 OG, 6-3, 310, Sr.
 Dublin, Ga, Laurens HS, Evangel

- ~ Named 1st Team All American by Lindy's Sports
- ~ 2-time 1st Team All-NSIC
- ~ Gene Upshaw Award nominee

CAREER: In two seasons at USF, has graded out at 88 percent, allowing just 1.5 sacks while recording 109 knockdowns in two seasons...in 2015 graded out at 88 percent, allowing no sacks with 54 knockdowns.

2016 (REDSHIRT SENIOR): named pre-season All-American by Lindy's Sports Magazine.

2015 (REDSHIRT JUNIOR): did not allow a sack...graded out at 88 percent for the season...recorded 54 knockdowns... candidate for the Gene Upshaw Award...CCA DII All-Region Team...named NSIC All-Conference First Team...named to the Don Hansen All-Super Region Three Team...member of one of the nation's top offensive lines as HERO Sports named the USF offensive line #4 in NCAA DII...member of offensive line that only allowed five sacks all year, good for 1st in NCAA Division II...played a key role in an offense that averaged 39.3 points per game, good for 16th in NCAA Division II and 3rd in NSIC... offense averaged 472.1 yards per game, ranked 19th in NCAA Division II and 3rd in NSIC... scored 472 points...helped lead rush offense of 190.9 yards per game, 5th in NSIC, and a passing offense of 281.2 yards per game, 5th in NSIC... helped protect Harlon Hill Candidate Luke Papilion... offense generated 64 TDs... the USF offensive front did not allow a sack in 9-of-12 games...

2014 (REDSHIRT SOPHOMORE): Named second team All-NSIC...also named to second team on the Don Hansen All Super Region 3 squad... member of offensive line that paved way for a 1,000 yard rusher (Nephi Garcia, 1,190 yards) for second straight year...played key role in offense that had the nation's 7th most points (42.7 ppg) and was 17th best nationally (2nd, NSIC) in total offense at 483.2 yards per game...offense scored 512 points...helped lead rush offense (4th, NSIC) that had 2,559 rushing yards (213.2.2 yards per game)and 30 TDs (4th NSIC)...also protected NSIC Offensive Player of the Year Luke Papilion...part of offense that ranked sixth in the NSIC in pass offense, generating 3,239 yards and 29 TDs...part of offensive line that allowed 24 sacks (9th, NSIC) in 12 games.

2013 (REDSHIRT FRESHMAN): Evangel University - Started on the offensive line.

2012 (Evangel University): Redshirted

HIGH SCHOOL: All-Region lineman for West Laurens HS...also competed in track & field.

PERSONAL: Born on March 13,1992...son of Antonio Green, Sr. and Teresa Taylor...has three brothers (Demetrius, Cornelius and Maleek) and two sisters (Brittany and Kanijah)...sports management major...originally signed with Valdosta State (NCAA-I, FCS) out of high school... interested in a career working with kids or becoming the director of a Boys and Girls Club.



#77 Trevor Wescott
 OC, 6-5, 295, Sr.
 Blue Springs, Mo./Blue Springs

- ~ Named All-NSIC
- ~ Served as team captain

CAREER: Has a 98 percent grade in his career at USF...has not allowed a sack and produced 65 knockdowns...named All-NSIC Second Team in 2015...served as team captain as sophomore and junior...has started 35 straight games.

2015 (REDSHIRT JUNIOR): appeared in 12 games... recorded a 99.0% grade average... allowed zero sacks with 26 knockdowns...a member of one of the nation's top offensive lines as HERO Sports named the USF offensive line #4 in NCAA DII... member of offensive line that only allowed five sacks all year, good for 1st in NCAA Division II... played a key role in an offense that averaged 39.3 points per game, good for 16th in NCAA Division II and 3rd in NSIC... offense averaged 472.1 yards per game, ranked 19th in NCAA Division II and 3rd in NSIC... scored 472 points... helped lead rush offense of 190.9 yards per game, 5th in NSIC, and a passing offense of 281.2 yards per game, 5th in NSIC... helped protect Harlon Hill Candidate Luke Papilion... offense generated 64 touchdowns... the USF offensive front did not allow a sack in 9-of-12 games...earned NSIC All-Academic Team

2014 (REDSHIRT SOPHOMORE): made 12 straight starts...part of offensive line that paved way for a 1,000 yard rusher (Nephi

Garcia, 1,190 yards) for second straight year...played key role in offense that had the nation's 7th most points (42.7 ppg) and 17th best nationally (2nd, NSIC) in total offense at 483.2 yards per game...offense scored 512 points...helped lead rush offense (4th, NSIC) that had 2,559 rushing yards (213.2.2 yards per game) and 30 TDs (4th NSIC)...also protected in pass offense (6th, NSIC) that generated 3,239 yards and 29 TDs...part of offensive line that allowed 24 sacks (9th, NSIC) in 12 games.

2013 (REDSHIRT FRESHMAN): made 11 straight starts, including his first career start in the season opener against Minnesota-Duluth...helped pave the way for 1,068-yard rusher Nephi Garcia and a USF offense that tallied 31 rushing TDs...smart player who makes all the calls and checks on offensive line... good technician who is equally as good in the running game or pass blocking...an integral part of an offensive front that ranked 68th nationally and seventh in the NSIC for fewest sacks allowed per game (1.73)...key contributor on USF offense that produced 245.9 yards per game on the ground (18th nationally and fourth in the NSIC) while providing protection upfront for passing offense that produced 222.0 yards through the air for 467.9 yards of total offense (26th nationally, third in the NSIC), which ranked as the most for the Cougars since the 2009 season... helped the Cougars set a school record with 680 total yards, including 467 on the ground and 213 in the air against Minnesota Crookston... Cougars did not allow a sack against Crookston, Northern State or Augustana College...one of three returning starters on the offensive line.

2012 (FRESHMAN): Redshirted.

HIGH SCHOOL: Prepped at Blue Springs HS (MO)...two-time letter winner in football...captain of 2011 Class 6 State Championship team...named all-state (AP & MFCA), academic all-state, all-simone, all-metro, all-area and all-conference as a senior... earned academic all-state, all-area and all-conference following his junior campaign...member of DECA, Family, Career Community Leaders of America and the Principal's Advisory Committee.

PERSONAL: son of Dale and Christy Wescott...born March 15, 1994...has a brother, Travis...sports management major and coaching minor...speaker at Champions of Character events... volunteers at A+ tutoring.



#71 Terry Huber
OT, 6-4, 276, Sr.
Yankton, S.D., Yankton HS

- ~ Started 35 straight games
- ~ Did not allow a sack in '15
- ~ 91 career knockdowns

CAREER: Has started 35 straight games after winning starting tackle job in 2013...USF is 26-9 in games he started.

2015 (JUNIOR): Started in 12 games ...allowed zero sacks with a 85.6% grade average... recorded 33 knockdowns... a member of one of the nation's top offensive lines as HERO Sports named the USF offensive line #4 in NCAA DII... member of offensive line that only allowed five sacks all year, good for 1st in NCAA Division II... played a key role in an offense that averaged 39.3 points per game, good for 16th in NCAA Division II and 3rd in NSIC... offense averaged 472.1 yards per game, ranked 19th in NCAA Division II and 3rd in NSIC... scored 472 points... helped lead rush offense of 190.9 yards per game, 5th in NSIC, and a passing offense of 281.2 yards per game, 5th in NSIC... helped protect Harlon Hill Candidate Luke Papilion... offense generated 64 TDs... the USF offensive front did not allow a sack in 9-of-12 games...

2014 (SOPHOMORE): allowed 1.5 sacks with a 91.9% grade average... recorded 33 knockdowns...Part of offensive line that paved way for a 1,000 yard rusher (Nephi Garcia, 1,190 yards) for second straight year...played key role in offense that had the nation's 7th most points (42.7 ppg) and 17th best nationally (2nd, NSIC) in total offense at 483.2 yards per game...offense scored 512 points... helped lead rush offense (4th, NSIC) that had 2,559 rushing yards (213.2.2 yards per game)and 30 TDs (4th NSIC)...also protected in pass offense (6th, NSIC) that generated 3,239 yards and 29 TDs...part of offensive line that allowed 24 sacks (9th, NSIC) in 12 games...offensive line allowed just one or fewer sacks in six games and did not give up a sack in the final two games (wins over Wayne State and Central Oklahoma - Mineral Water Bowl). In fact over the final five games, allowed more than one sack just once...named to the 2014 All-NSIC Academic squad.

2013 (REDSHIRT FRESHMAN): Took over the starting duties at left tackle and started all 11 games...an integral part of an offensive front that ranked 68th nationally and seventh in the NSIC for fewest sacks allowed per game (1.73)...blocked for 245.9 yards per game on the ground (18th nationally and fourth in the NSIC) while helping account for 222.0 yards through the air for 467.9 yards of total offense (26th nationally, third in the NSIC), which ranked as the most at USF since 2009... helped the Cougars set a school record with 680 total yards, including 467 on the ground and 213 in the air against Minnesota Crookston...Cougars did not allow a sack against Crookston, Northern State or Augustana College.

2012 (FRESHMAN): Redshirted.

HIGH SCHOOL: Prepped at Yankton High School...participated in football, basketball and track & field for the Bucks...Football Academic All-State...lettered in all three sports...member of National Honor Society, Y-Club, and Pioneer Club.

PERSONAL: Son of Dennis and Karen Huber...born September 29, 1993...has four siblings: Jeremy, Chet, Jennifer and Nickie... education major with a minor in business...wants to teach.





#78 Trey Pipkins
 WR, 6-7, 275, So.
 Apple Valley, Minn., Apple Valley

2015 (REDSHIRT FRESHMAN): appeared in 10 games... recorded a 90.6% grade average... allowed zero sacks and 12 knockdowns...recorded three tackles... all solo tackles...

2014: Redshirted.

HIGH SCHOOL: Standout offensive lineman for head coach Chad Clendening at Apple Valley (Minn.) High School...helped the Eagles to a 6-6 record, sectional crown and berth in the 2013 Minnesota Boys State Football Playoffs as a senior...caught a TD in Apple Valley's 28-0 shut out of Minneapolis Washburn in the 2013 section tournament...part of an offensive line that cleared a path to a new program record for most consecutive games with 150 rushing yards...Apple Valley went 8-3 in 2012 after winning just one game in 2011 to qualify for the state playoffs for the first time in 19 years...won the starting left tackle spot as a junior and helped quarterback Tommy Singer set school records for passing yardage and touchdown passes...played basketball for the Eagles which defeated Park Center 74-57 in the 2012-13 Class 4A title game...also competed in track and field

PERSONAL: Parents are James and Trisha Pipkins...has one older sister, Jaryn, who is a year older, and the two share the same birthday (Sept. 5)...sports management major...Eagle Excellence award winner who volunteers regularly with Feed My Starving Children and Apple Valley's youth athletic organization.



#67 Jesse Springer
 WR, 6-4, 265, Jr.
 Denver, Colo., MullenHS

~ Academic All-NSIC
 ~ Started 24 straight games

2015 (JUNIOR): Started 12 games... allowed two sacks with 26.5 knock-downs... recorded a 91.3% grade average...

a member of one of the nation's top offensive lines as HERO Sports named the USF offensive line #4 in NCAA DII... member of offensive line that only allowed five sacks all year, good for 1st in NCAA Division II... played a key role in an offense that averaged 39.3 points per game, good for 16th in NCAA Division II and 3rd in NSIC... offense averaged 472.1 yards per game, ranked 19th in NCAA Division II and 3rd in NSIC... scored 472 points... helped lead rush offense of 190.9 yards per game, 5th in NSIC, and a passing offense of 281.2 yards per game, 5th in NSIC... helped protect Harlon Hill Candidate Luke Papilion... offense generated 64 touchdowns... the USF offensive front did not allow a sack in 9-of-12 games...earned NSIC All-Academic Team

2014 (SOPHOMORE): started 11 straight games after missing opener against Minot State...allowed three sacks with 13 knock-downs... recorded a grade average of 88.7%... part of offensive line that paved way for a 1,000 yard rusher (Nephi Garcia, 1,190 yards) for second straight year...played key role in offense that had the nation's 7th most points (42.7 ppg) and 17th best nationally (2nd, NSIC) in total offense at 483.2 yards per game...offense scored 512 points...helped lead rush offense (4th, NSIC) that had 2,559 rushing yards (213.2.2 yards per game)and 30 TDs (4th NSIC)... also protected in pass offense (6th, NSIC) that generated 3,239 yards and 29 TDs...part of offensive line that allowed 24 sacks (9th, NSIC) in 12 games.

2013 (FRESHMAN): Redshirted.

HIGH SCHOOL: Prepped at Mullen...three-year starter and a three-time Super 6 League all-conference selection for the Mustangs...paved the way for an offense that averaged 26 points on 289 yards per game in 2012...helped guide Mullen to the 5A state championship in 2010...also member of lacrosse team...academic all-state honorable mention for both football and lacrosse... recipient of IBM High School Hero of the Week, an award given to students for their outstanding leadership contributions to their school and community...graduated with honors.

PERSONAL: Son of Mike and Lisa Springer...born March 31, 1995... psychology major...would like to become a sports psychologist.



#68 Richard Guarascio
 WR, 6-0, 285, Sr.
 Naples, Fla., Naples HS

2015 (REDSHIRT JUNIOR): appeared in six games... named to the Academic All-NSIC squad... member of offensive line that only allowed five sacks all year, good for 1st in NCAA Division II... played a role in an offense that averaged 39.3 points per

game, good for 16th in NCAA Division II and 3rd in NSIC... offense averaged 472.1 yards per game, ranked 19th in NCAA Division II and 3rd in NSIC... scored 472 points... helped protect Harlon Hill Candidate Luke Papilion... offense generated 64 touchdowns... the USF offensive front did not allow a sack in 9-of-12 games.

2014 (REDSHIRT SOPHOMORE): appeared in two games

2013 (REDSHIRT FRESHMAN): Did not see game action.

2012 (FRESHMAN): Redshirted.

HIGH SCHOOL: Prepped at Naples, one of the most successful programs in Florida... was a four-year letterman... started at left guard as a senior and helped guide the Golden Eagles to a regional championship...lettered in wrestling... captured the 2A-District 12 heavyweight title as a junior.

PERSONAL: Has one brother, Joey, who is a USF football alum... exercise science major.



#66 Durant Foote

OL, 6-1, 305, Sr.

Reno, Nev., Sierra College

2015 (JUNIOR): made an appearance in nine games... appeared on special teams... a member of one of the nation's top offensive lines as HERO Sports named the USF offensive line #4 in NCAA DII... member of offensive line that only allowed five sacks all year, good for 1st in NCAA Division II... played a key role in an offense that averaged 39.3 points per game, good for 16th in NCAA Division II and 3rd in NSIC... offense averaged 472.1 yards per game, ranked 19th in NCAA Division II and 3rd in NSIC... scored 472 points... helped lead rush offense of 190.9 yards per game, 5th in NSIC, and a passing offense of 281.2 yards per game, 5th in NSIC... helped protect Harlon Hill Candidate Luke Papilion... offense generated 64 TDs... the USF offensive front did not allow a sack in 9-of-12 games...

2014 (SIERRA COLLEGE): named first team Nor Cal All Conference at Sierra College.

HIGH SCHOOL: named all conferece at Spanish Springs High School...played on both the offensive and defensive lines.

PERSONAL: born April 10, 1994...son of Ray Foote and step mom Karen Foote and mother Laurie Brady...sports management major...has worked in community service by feeding the homeless in Reno, Nev.



#63 Nick Zimmerman

OL, 6-3, 211, Sr.

Janesville, Wis., Parker HS

2015 (REDSHIRT FRESHMAN): appeared in eight games... a member of one of the nation's top offensive lines as HERO Sports named the USF offensive line #4 in NCAA DII... member of offensive line that

only allowed five sacks all year, good for 1st in NCAA Division II... played a key role in an offense that averaged 39.3 points per game, good for 16th in NCAA Division II and 3rd in NSIC... offense averaged 472.1 yards per game, ranked 19th in NCAA Division II and 3rd in NSIC... part of offense that averaged 190.9 yards rushing (fifth in NSIC) and a passing offense that totaled 281.2 yards per game (5th in NSIC)... helped protect Harlon Hill Candidate Luke Papilion... offense generated 64 touchdowns... the USF offensive front did not allow a sack in 9-of-12 games...

2014: Redshirted

HIGH SCHOOL: ...2013 Fond de Lac Reporter's Defensive Player of the Year...credited with 90 tackles (46 solo) for the Laconia High School (Rosendale, Wisc.) Spartans (8-3), who made it to the second round of the Wisconsin high school playoffs...started both ways at offensive and defensive tackle...Flyway Conference First Team unanimous selection...named all region defensive tackle and honorable mention all-state as a defense tackle...finished his prep career with 145 tackles, including 61 solo stops,

two sacks, two forced fumbles and an interception...was a two-time all-conference wrestler and named second team all-state twice (junior, senior) in wrestling...was FFA vice president and named to the National Honor Society...

PERSONAL: born March 9, 1996...son of Jim and Fran Zimmerman...has three siblings, including Anna, Aaron, and Melissa... business management major...hunting is among his hobbies



#72 Elijah Perine

OL, 6-3, 290, R-Fr.

Mequon, Wis., Homestead HS

2015: Redshirted

HIGH SCHOOL: standout offensive lineman for head coach Dave Keel of Homestead High School in the North Shore Conference...named all conference and all-state lineman

in 2014...played in the Wisconsin All-Star game...started final three years as a prep standout...named first team all-region, first team all-area, first team all suburban this past year...Joe Thomas Award finalist...played on the 2012 state title team at Homestead and a semifinal squad in 2014.

PERSONAL: son of Alex Perine.



#74 Nolan Kern

WR, 6-4, 215, R-Fr.

Eau Claire, Wis., Regis HS

2015: Redshirted

HIGH SCHOOL:standout offensive lineman at Eau Claire Regis High School...played on both the offensive and defensive lines for head

coach Bryant Brenner...was a four-time first-team All-Cloverbelt Conference selection, three-time All-Northwest Region honoree and twice was named honorable mention all-state... also excelled in track and field for the Ramblers, finishing conference runner-up twice in the shot put and discus...was also a three-time regional champion in the shot put and discus and qualified twice for the state meet.

PERSONAL: son of Richard Kern and Susan Kern.

Wide Receivers



#8 Josh Angulo

WR, 6-0, 200, Sr.

Sioux Falls, SD, SFRoosevelt

- ~ 2nd Team All NSIC, 2014
- ~ HM, All-NSIC, 2015
- ~ Ranks top seven in all three receiving categories

Receiving

	G	Rec.	Yds	TD	Long	Avg/C	Avg/G
2013	11	26	305	1	37	2.4	27.7
2014	12	61	804	12	69	5.1	74.2
2015	12	63	854	8	77	5.2	76.6
TTL	35	150	2,115	21	77	4.3	60.4

Scoring

	G	TD	Run Rec	Ret XP	2PT	FG	Ttl	Avg.
2013	11	1	0	1	0	0	8	0.7
2014	12	12	0	12	0	0	74	6.2
2015	12	9	0	8	0	0	54	4.5
TTL	35	21	0	21	0	0	136	3.9

CAREER: Played in 35 games...has career totals of 150 catches (6th all-time at USF) for 2115 yards (5th all-time at USF) and 21 TDs...set career high with 145 yards receiving (8 catches) against Winona St. (10/10/15)... has five, 100-yard receiving games...has caught at least one pass in 33 games, including 29 straight...

2015 (JUNIOR): played in 12 games... recorded 63 receptions for 919 yards including eight TDs... 63 receptions ranks 13th all-time for a season list...919 receiving yards ranks 13th all-time for a season list... averaged 14.6 yards per game... had a season total of 936 all purpose yards and averaged 78.0 yards per game... recorded a season high of 10 catches vs. Henderson St. in the 2015 Division II Football Championship First Round... had a season high of 145 receiving yards on eight catches vs. Winona St. on Oct 10... recorded two touchdowns vs. Minnesota Crookston on Sep. 12... recorded two or more catches in all 12 games... caught a career high 77 yard pass vs. Upper Iowa on Nov. 14... caught four or more passes in... named to the Academic All-NSIC squad

2014 (SOPHOMORE): Played in 12 games...recorded 61 receptions for 891 yards including 12 TDs...averaged 14.6 yards per game...61 receptions ranks 14th all-time for a season. at USF..his 891 yards receiving ranks 14th all-time at USF for a season...had a season total of 898 all purpose yards and averaged 74.8 yards per game...logged a season high seven receptions for 142 yards including three TDs (69, 25, 25) at the Mineral Water Bowl vs. Central Oklahoma (12/6/14)...against UCO caught a career-best 69-yard TD pass from senior running back Nephi Garcia and a pair of 25-yard TDs from Luke Pabilion...had seven receptions for 97 yards and a touchdown defeating Winona State (10/25/14) 41-28...hauled in a 14 -yard and 60-yard TD against Wayne State (11/15/14) defeating them 63-28...recorded a 31-yard TD vs. Bemidji State (9/13/14)...posted career best nine catches for 120 yards and a two-yard TD vs. MSU Moorhead (9/27/14) in a 73-21

win ... recorded four catches and a pair of TD receptions with a 38-9 victory over Concordia 38-9 (10/4/14)...seven times had five or more catches in a game...recorded two games over 100 yards receiving...had four games with 90 yards or more receiving including seven catches for 90 yards and a TD vs. SCSU...had seven catches for 97 yards and a TD vs. #1 Minnesota State...also recorded three catches for 87 yards and two TDs.

2013 (REDSHIRT FRESHMAN): Saw more action in his redshirt freshman season as the year progressed...was the Cougars' starting flanker in all 11 contests...caught 26 passes for 305 yards, ranking fourth on the squad with an 11.7-yard average, with one TD...caught at least one pass in nine of 11 games... earned his first career start in the season opener at Minnesota-Duluth...notched his first career reception against Northern State, an eight-yard pass from Luke Pabilion...had just one catch at SMSU but it proved critical, as the 29-yard grab moved USF into Mustang territory on the Cougars' game-winning drive late in the fourth quarter...held without a reception versus Winona State...caught three passes, including his first career touchdown—a 37-yard strike from Carrington Hanna—for 64 yards...had two receptions for 44 yards in the win over rival Augustana...had his best game of the season at Upper Iowa, racking up 12 catches for 126 yards—the highest output of his young career...added one catch for 12 yards versus no. 1 Minnesota State...logged 16 yards on three receptions at Wayne State.

2012 (FRESHMAN): Redshirted.

HIGH SCHOOL: Prepped at Roosevelt...participated in hockey and football...played football for head coach Kim Nelson...as a senior team captain helped lead the Rough Riders to the 2011 11AA state championship en route to State Championship MVP honors...was also named Argus Elite 45, 1st team All-State and Academic All-State...Gatorade South Dakota Football Player of the Year and Mr. Football Nominee.

PERSONAL: Son of Amy and Tim Leeburton...born March 26, 1994...has three sisters...chiropractic science major...goal is to attend chiropractic school and receive a master's degree.





#6 Erik Albeck
 WR, 6-3, 211, Sr.
 Janesville, Wis., ParkerHS

~ Named Academic All-NSIC
 ~ Played in 36 games

Receiving

	G	Rec.	Yds	TD	Long	Avg/C	Avg/G
2013	4	15	178	3	36	3.9	11.8
2014	6	10	147	1	29	1.2	14.7
2015	10	12	213	1	46	1.1	21.3
TTL	20	37	538	5	46	1.85	14.54

CAREER: Played in 20 games... has a career total of 37 receptions for 538 yards...five TDs...has recorded 28 rushing yards... career-best game was six receptions for 133 yards and two TDs vs. Concordia St. Paul (10-19-13)...in same game, had career-best 64-yard TD reception.

2015 (JUNIOR): played in ten games... finished with 12 receptions for 213 yards, averaging 17.8 yards per catch... recorded one touchdown catch vs. Winona St. on Oct. 10... rushed one time for 11 yards vs. Concordia St. Paul on Oct. 31... recorded 234 total yards, averaging 23.4 yards per game... recorded a season high of four catches for 66 yards in 2015 Division II Championship First Round vs. Henderson St. on Nov. 21...blocked two kicks on the year...two blocked kicks ranked 2nd in the NSIC and 24th in the Division II... named to the Academic All-NSIC squad

2014 (SOPHOMORE): Played in six games...finished with 10 receptions for 147 yards, averaging 14.7 yards per catch...had one reception for 29 yards and a TD against Central Oklahoma...recorded 150 all-purpose yards, averaging 25.0 yards per game...registered a season-high three catches for 58 yards victory over 45-21 Upper Iowa (11/8/15)... caught season-best four passes for 30 yards against ranked Minnesota State (11/1/14)...named to Academic All-NSIC squad.

2013 (REDSHIRT FRESHMAN): Played in four games...hauled in 15 receptions for 178 yards and three TD...also had two rushes for 14 yards...made his collegiate debut at U-Mary...made his first career start at Concordia-St. Paul when Carrington Hanna moved to quarterback... penciled in as the H-back and recorded six catches for 133 yards and two TDs (10, 64) against Concordia St. Paul on his first career reception, a 10-yard strike from Hanna in the first quarter...caught a career-best 64-yard TD...caught six passes for 27 yards and a TD in the loss at Upper Iowa (11/2/13)...

2012 (FRESHMAN): Redshirted.

HIGH SCHOOL: Prepped at Parker High School (Wis.)...participated in football, basketball, and track & field for the Vikings...decorated gridiron career that included 2nd team all-conference (wide receiver), 1st team all-conference (Defensive Back), 1st team all-conference return specialist honors...was also named the Big 8 defensive back of the Year and Big 8 Return Specialist of the Year...WFCA 1st team All-State Defensive Back, Associated Press All-State second team...two-time state qualifier in the 110 H hurdles.

PERSONAL: Son of Danny and Sherry Ward...born December 7, 1993...has a brother, Evan...criminal justice major with a minor in business accounting.



#16 Kyle Athmann
 WR, 5-11, 170, Sr.
 Bird Island Minn., BOLDHS

2015 (REDSHIRT JUNIOR): played in 11 games... recorded eight catches for 107 yards... averaged 13.4 yards per catch... had a season high three catches for 15 yards in the NCAA Division II Football Cham-

pionship First Round vs. Henderson St. on Nov. 21... accounted for four solo tackles on special teams... posted 118 all purpose yards... three games of two or more catches... returned a punt for a touchdown vs. Upper Iowa on Nov. 14... one punt return for a TD ranked 1st in NSIC and 11th in Division II...named to the Academic All-NSIC squad

2014 (REDSHIRT SOPHOMORE): Played in 12 games with six starts ... recorded seven catches for 80 yards...averaged 11.4 yards per catch ...had a season best three catches for 45 yards vs. MSU Moorhead (9/27/14)... accounted for six tackles including three solo and three assists special teams...posted 71 all purpose yards.

2013 (REDSHIRT FRESHMAN): Did not see any action.

2012 (FRESHMAN): Redshirted.

HIGH SCHOOL: Prepped at BOLD High School (Minn.)...garnered all-state, all-area, all-section, and all-conference honors for the Warriors...also received academic all-state honors...was a three-sport athlete, lettering in football, baseball and basketball... member of NHS, band and the Fellowship of Christian Athletes.

PERSONAL: Son of Marty and Karla Athmann...born Aug. 26, 1993...has one brother and one sister...psychology and criminal

Receiving

	G	Rec.	Yds	TD	Long	Avg/C	Avg/G
2013	0	0	0	0	0	0	0
2014	12	7	80	0	19	11.42	6.66
2015	11	8	107	1	19	13.4	9.7
TTL	23	15	187	1	19	12.5	8.1





#11 Kyle Groeneweg

WR, 5-10, 175, Jr.

Inwood, Iowa, WestLyonHS

CAREER ranks third all-time on seasonal chart at USF with 654 kick return yards in 2015...has a school record 99-yard kickoff return (Wayne State, 10-3-2015), which is tied for second TD play in school history...is just one of five Cougars

all-time with two kickoff TD returns...his 27.29 kickoff return average per return in 2015 ranks ninth best all-time at USF...ranks seventh all-time at USF with 27 kickoff returns for 695 yards in two seasons.

2015 (SOPHOMORE): played in 12 games... caught six passes for 168 yards for 28.0 yards per catch... returned 24 kickoffs for 654 yards and two touchdowns...two kick return TDs ranked 2nd in NSIC and 3rd in Division II... set a school record with a kick-offreturn of 99 yards vs. Wayne St. on Oct. 3... also returned 14 punts for 193 yards with a best 42 yard return vs. Upper Iowa on Nov. 14... combined kick return yardage ranked 3rd in NSIC and 13th in Division II... had four kick returns for 146 yards vs. Upper Iowa on Nov. 14...team season high 274 all purpose yards vs. Upper Iowa.

2014 (FRESHMAN): played in 10 games for 11-1 nationally ranked Cougars team...caught seven passes for 65 yards with a long of 33 yards.

HIGH SCHOOL: Starred for state champion West Lyon High School football team.

PERSONAL: Son of Pam and Bill Groeneweg.



#80 Paul Gray-Bennett

WR, 6-2, 180, Fr.

Boston, Mass, Catholic Memorial

2015 (JIREH PREP): played last year at Jireh Prep in Indian Trail, N.C.

HIGH SCHOOL: Starred at Catholic Memorial for head coach Alex Campea, playing both ways as wide receiver and cornerback... named all-conference as senior...made Honor Roll...service work includes helping out at the middle school during his senior year of high school.

PERSONAL: son of Paul Gray and Nicole Bennett...has brother, Christian.



#81 A.J. Garrow

WR, 5-9, 175, R-So.

Brandon, S.D., Brandon Valley HS

2015 (REDSHIRT FRESHMAN): appeared in two games

2014: Redshirted.

HIGH SCHOOL: Prep standout that graduated as Brandon Valley's all-time leading receiver and the fourth most prolific wide out in South Dakota history, finishing with 144 career receptions for 1,485 yards and 14 touchdown catches...also threw two TDs... earned All-Conference Metro, Argus Leader Elite 45 and SDHSAA all-state honors...racked up 57 receptions for 419 yards and eight touchdowns as a senior as the Lynx went 7-3 and it was his second year in a row with at least 50 catches...had 14 receptions against Roosevelt in the Class 11AAA semifinals to set an 11-man state record...two-time All ESD selection...also ran track for the Lynx.

PERSONAL: Son of Chad and Melissa Garrow...has two sisters, Savannah and Alicia ...his dad played and coached at USF and is head coach of Brandon Valley HS...sports management major with a coaching/Spanish minor...active in Fellowship of Christian Athletes and has volunteered for several Feed My Starving Children trips...enjoys playing Xbox and fishing...has met several NFL players including Adrian Peterson, Champ Bailey and Chad Greenway.



Running Backs



#22 Max Mickey
RB, 5-9, 185, Jr.
Holden, Mo, Holden HS

CAREER: has played 22 games with 226 carries for 1,030 yards and 13 TDs...also has 26 catches for 193 yards...has four 100-yard rushing games with a high of 149 vs. Minnesota Crookston on Sep. 12... also has

two runs of 70 or more yards to his credit.

2015 (REDSHIRT SOPHOMORE): appeared in 11 games... recorded 131 rushes for 627 yards, averaging 4.8 yards per carry... totaled nine TDs... had 17 receptions for 92 yards, averaging 5.4 yards per catch... had a season high of five reception vs. Minnesota Duluth on Sep. 19... had a season high 24 yard reception vs. Minnesota Crookston on Sep. 12... had a best 21 carries for 124 yards including a 70 yard run and two TDs vs. Minnesota Duluth on Sep. 19... also had a best 21 carries vs. Northern State on Sep. 26 for 110 yards including one TD... rushed for a career best 149 yards vs. Minnesota Crookston on 20 carries including one touchdown... recorded two touchdown in two games vs. Mary on Sep. 5 and vs. Minnesota Duluth on Sep. 19... averaged 57.0 rushing yards per game... recorded seven games of 10 or more rushes... recorded three games of 20 or more rushes... rushed for 50 or more yards four times including three games of 100 or more yards... returned one kick for 49 yards

2014 (REDSHIRT FRESHMAN): Played in 11 games...finished the season with 95 carries for 403 yards, averaging 4.2 yards per rush...recorded four TDs... had nine receptions for 101 yards, averaging 11.2 yards per catch...had one reception for a season best 26 yards against St. Cloud State (9/19/14)...recorded 12 carries for career-high 113 yards and a four-yard TD run in 73-21 against MSU Moorhead (9/27/14)...also against MSUM had a season-best 72-yard run while also catching two catches for 20 yards...also had 14 carries for 60 yards and a one-yard TD run vs. St. Cloud State... also had a season-best 26-yard reception vs. SCSU...had 18 carries for 49 yards and an 11-yard reception in win over Winona State... recorded a season-high 21 carries for 75 yards and a four-yard TD in in the win over Upper Iowa...recorded three carries for 30 yards, including a 21-yard burst in Mineral Water Bown (42-10 win over Central Oklahoma on Dec. 5)...in Mineral Water Bwol had two receptions for 22 yards...provided 504 all purpose yards, averaging 45.8 per game.

RUSHING						
	G	Att.	Yds	TD	Long	Avg/C Avg/G
2014	11	95	403	4	70	4.2 36.6
2015	11	131	627	9	70	4.8 57.0
TTL	22	226	1.030	13	70	4.5 44.8

2013 (FRESHMAN): Redshirted.

HIGH SCHOOL: Prepped at Holden...played four seasons of football for the Eagles...set Missouri single-season rushing record with 3,382 yards (242 ypg) and 45 TD as a senior...named to 2012 Max Preps Small Schools All-American Team...averaged 10.2 yards per carry in 2012...tabbed Missouri Football Coaches Association first team all-state and 2012 C2 Offensive Player of the Year...member of Missouri's coveted All-Simone team...Frank Fontana award winner...three-time all-state, all-conference, all-district and KMZU Dream Team selection...KMZU Player of the Year...7,470 career-rushing yards and 93 career touchdowns...four-time academic all-conference...recorded 102 all purpose yards in helping the Missouri team to a 36-8 win over Kansas in the 22nd annual Country Mart All-Star Football Game held in June 2013...also a four-year wrestler for Holden...took the podium in 2013 as the undefeated 170-pound state champion...finished runner-up at 2012 state wrestling tournament...two-time all-state and all-district wrestler...led the Eagles to back-to-back MRVC wrestling titles.

PERSONAL: Son of Bob and Linda Mickey...born June 7, 1994... has a brother, Rob, and sister, Kristen...Business major.



#31 Justin Fulks
RB, 5-10, 188, Sr.
Overland Park, Kan.,
Blue Valley HS/NW Missouri

2015 (JUNIOR): played in 11 games... totaled 126 rushes for 562 yards... 4.5 yards per carry average... rushed for three touchdowns... averaged 51.1 yards per gam... recorded six receptions for 79 yards including a touchdown... averaged

13.2 yards per catch... recorded 641 all-purpose yards... had a season high 31 carries for 119 yard vs. Winona St. on Oct. 10... rushed for two touchdowns vs. Mary on Sep. 5... receiving touchdown vs. Upper Iowa on Nov. 14... had more than 10 carries seven times... rushed for more than 50 yards seven times... had a longest rush of 30 yards vs. Winona St. on Oct. 10

2014 (SOPHOMORE): Northwest Missouri - had seven carries for 49 yards & a reception for eight yards on a 10-2 playoff team.

2013 (FRESHMAN): Northwest Missouri - had 14 receptions for 75 yards and 30 rushes for 154 yards and two TDs for the national champions (15-0).

HIGH SCHOOL: was a three-year starter for Blue Valley High School, earning first-team all-state accolades as a junior and senior...set the school record for most yards in a career with 5,111 and touchdowns with 51... rushed for 1,800 yards with 21 rushing TDs and 315 receiving yards on 22 catches with four TDs in leading Blue Valley to a runner-up finish. as a senior...had 1,700 yards rushing and 15 TDs, helping the Tigers to a Kansas 5A State Championship in a 12-1 season as a junior...named second team all-conference as a sophomore after season with 845 yards rushing and nine TDs...also qualified in state in the 100 and 200 meters in track and field.

PERSONAL: son of Willis and Cynthia Fulks...media studies major



#30 Colton Myles
RB, 6-0, 210, R-Fr.
Richfield, Minn, Thomas Jefferson HS

2015: Redshirted

HIGH SCHOOL: standout performer for Thomas Jefferson High School and coach Tim Carlson in Bloomington, Minn... named the offensive MVP and a team captain...selected

All-Metro West Conference in football after rushing for 1,100 yards and scoring 15 TDs rushing and four receiving TDs as a senior...standout hurdler who was named all-conference in the 300-meter hurdles and served two years as a track captain... named Academic All-Conference selection...also ran track...participated in the FCA and received the Jag Pride Award.

PERSONAL: born May 18, 1996...son of Gayle and Robert Myles...brother Rob ran track at UND...community service includes serving as soup kitchen every other Thursday for several years.



#23 Jason Towns
RB, 5-6, 150, Jr.
Harvey, Ill, Thornton Township HS

2015 (REDSHIRT SOPHOMORE): played in 12 games... totaled 54 rushes for 192 yards and one touchdown... touchdown vs. Mary on Sep. 5... recorded 12 carries for 45 yards vs. Wayne State on Oct. 3... recorded 64 yards rushing vs. Concordia St Paul on Oct. 31 on nine carries... had 13 receptions for 160 yards... had a high of 61 yards receiving vs. Winona State on Oct. 10... had a longest reception of 52 yards vs. Mary on Sep. 5... also recorded 10 kick returns for 114 yards... recorded 466 all purpose yards on the year... earned NSIC All-Academic Team

2014 (REDSHIRT FRESHMAN): transitioned from defensive back to running back during spring drills...recorded four carries for 69 yards and a TD (56 yards) in Spring Game while leading White team over Purple Team, 21-9 at Bob Young Field.

2013: Redshirted

2013: Redshirted

HIGH SCHOOL: Prepped at Thornton Township...played four years of football for the Wildcats...tallied 50 tackles, 9 INT, 3 FF, 2 FR and 1 TD to earn all-area honors...two-time Southwest Suburban Red Conference all-conference performer...IHSA Academic all-state...also four-year baseball letterman...played basketball for one season...member of NHS, Thornton Scholar and student council.

PERSONAL: Son of Latonya and Rodney Towns...born Oct. 8, 1994...has two brothers, Jamal and Steven and one sister, Mekiala...criminal justice major...career goal to become a forensic scientist.



Defensive Line



#69 Evan Gentry
DE, 6-3, 265, Sr.
Tallahassee, Fla., N.Fla.Christian

- ~ Two-time All NSIC
- ~ Has 3 sacks 3 consecutive season
- ~ Two-time Academic All-NSIC

TACKLES										
Yr.	G	UA	A	TT	TFL	PD	FF	FR	BK	QBH
2013	11	23	14	37	9.0	0	0	0	0	1
2014	12	32	15	47	20.5	0	1	1	0	3
2015	12	24	21	45	7.0	0	0	1	0	1
TTL	35	79	50	129	36.5	0	1	2	0	5
SACKS										
Yr.	G	UA	A	TT	Yds.					
2013	11	5	0	5.0	31					
2014	12	5	1	5.5	30					
2015	12	5	1	5.5	36					
TOTAL	35	15	2	16.0	97					

CAREER: has 129 career tackles, including 79 solo stops...registered 36.5 TFLs for a -141 yards...recorded 16 sacks with five quarterback hurries, two fumble recoveries and forced fumble... has recorded team high in sacks two straight years (5.0 in 2013, 5.5 in 2014)...seven times in his career, recorded two or more TFLs...twice has recorded a career-best four TFLs...in classroom, earned Academic All-NCC honors and received the "Outstanding Leadership, College Week" award from Media Studies during the Spirit of Excellence Awards Celebration.

2015 (JUNIOR): had 45 tackles, 24 solo and 21 assisted... finished with 7.0 tackles for loss for combined loss of 37 yards... totaled 5.5 sacks... recorded six tackles three times... had nine games of three or more tackles... recorded one fumble recovery... had 2.0 tackles for loss vs. Concordia St. Paul... earned NSIC All-Academic Team... recorded six tackles vs. Henderson St. in NCAA Division II National Championship First Round

2014 (SOPHOMORE): had 47 tackles, including 32 solo stops... finished with 20.5 TFLs for combined losses of -65 yards...ranked 20th in NCAA DII and second in the NSIC with those 20.5 TFLs or 1.71 per game - the highest average per game average in the league...registered a team high 5.5 sacks, which ranked ninth in the NSIC...registered three quarterback hurries and had a forced fumble and fumble recovery...five times recorded five or more tackles in a game...had two or more TFLs in a game five times... twice recorded career-high four TFLs, including against St. Cloud State (9/19)...against SCSU had six solo stops, six total tackles and the four TFLs...also recorded a sack against Huskies...had four TFLs (-10 yards in losses) and career-best six solo tackles against Concordia, St. Paul (11/4) at home...had five tackles against Upper Iowa (11/8) and Central Oklahoma in the Mineral Water Bowl (12/6)...recorded sacks vs. Minot State (9/6), SCSU, MSU-Moorhead (9/27), Winona State (10/25) and Central Oklahoma (12/6) in a 42-10 Mineral Water Bowl win...recovered a fumble in 27-14 loss at #1 Minnesota State (11/1)...forced a fumble in win at

MSU-Moorhead...Gene Upshaw Award nominee for lineman of the year in DII...named second team All-NSIC.

2013 (FRESHMAN): A true freshman who made an immediate impact on the USF defensive line...played in all 11 games with five starts...led the team with 5.0 sacks which ranked him 12th in the NSIC (142nd nationally)...tied for the team lead with 9.0 tackles-for-a-loss totaling a team-best 39 yards...his 37 tackles included 23 solo stops... finished with three total tackles against Northern State...registered the first sack of his career (-1) and a career-best six tackles, including two TFL for four yards, in the loss at U-Mary...made two solo tackles with one TFL (-11) and sacked Crookston quarterback Kyle Larson for a loss of 11 yards...added four tackles (0.5 TFL) versus SMSU...logged three solo tackles—including one TFL for eight yards— and recorded a sack for a loss of eight yards in the loss to Winona State... made his first career start at Concordia-St. Paul and totaled three tackles (0.5 TFL for one yard)...finished with four tackles and a quarterback hurry versus rival Augustana...recorded four tackles at Upper Iowa...disrupted No. 1 Minnesota State to the tune of five tackles with 2 1/2 TFLs for a combined loss of 12 yards and hauled down Maverick senior signal-caller Jon Wolf twice (11 yards) for his team-leading fourth and fifth sacks of the season...recorded a tackle for loss of two yards and totaled three tackles at Wayne State.

HIGH SCHOOL: Prepped at North Florida Christian...four-year letterman for the Eagles...named Class 2A first-team all-state as a senior...helped lead NFC to a state title, earning a spot on the all-tournament team and second-team all-state recognition in 2011...finished junior campaign with 105 tackles, eight sacks, three caused fumbles and also recovered two fumbles...ranked No. 32 prospect in Orlando Sentinel's 2013 Panhandle Super 60... three-time Big Bend all-conference and two-time Northwest Florida all-region selection...2012 Tallahassee Quarterback Club Mickey Andrews Defensive Player of the Year...played in annual Florida vs. Georgia All-Star Football Game...also three-year basketball and one-year track and field letterwinner...recipient of Biletnikoff Award Scholarship, which recognizes high-school seniors for their excellence in academic and extra-curricular activities.

PERSONAL: Son of Michael and the late Stephanie Gentry, Lynn Budd (stepmother)...born March 17, 1995 in Evansville, Ind., has one brother, Drew, a graduate assistant for USF, who played offensive tackle for the Cougars in 2014...media studies major...En-





#44 Westly Johnson
 DE, 6-5, 225, Sr.
 Grand Rapids, Mich., Coll. of Canyons

~ Honorable Mention All NSIC
 ~ Ranked 2nd in NSIC and 17th in DII with 11.5 QB sacks
 ~ Had 16 TFLS

2015 (JUNIOR): played in 12 games... recorded 35 total tackles, 21 solo and 14 assisted... 13.0 tackles for loss... recorded



11.5 total sacks with 10 being solo... sacks ranked 2nd in NSIC and 17th in Division II...forced two fumbles... nine times recorded at least one sack in a game...had a season high seven tackles, including two sacks, against Henderson St on Nov. 21 in the 2015 Division II Football Championship

First Round of Playoffs... recorded season high 2.5 sacks and also had six tackles vs. Augustana on Oct. 24...

2014: named to the all-conference team while playing for the College of Canyons.

HIGH SCHOOL: named all-conference at Grand Rapids Christian...recorded 125 career tackles...15 sacks and 35 TFLs...named to the Grand Rapids Christian Rotary Club.

PERSONAL: born June 1, 1994...son of Westly Jr., and Savator Johnson...has two sisters of Ciara and Ashley

Tamburo cont....

honorable mention all-state honors...notched 25 tackles, one tackle for loss

and one sack (loss of 10 yards) as a junior...the Desert Vista Thunder defeated Hamilton 45-19 to win the 2011 AIA Division I high school state football championship...named Division I Section III "South" First Team Offense and Second Team Defense...honorable mention all state selection and the 2011 Desert Vista HS Student Athlete of the Year...two-time all region selection who also competed in wrestling and track & field for the Thunder...high school teammate of USF sophomore quarterback Matt Young.



#45 Drew Jackson
 DE/LB, 6-3, 250, Sr.
 San Francisco, Calif., Santa Rosa JC

2015 (JUNIOR): appeared in 12 games... recorded 24 tackles with 11 solo and 13 assisted... had an interception return for a TD vs. Augustana on Oct. 24... recorded a season high six tackles vs. Concordia

St. Paul... recorded 5.5 tackles for loss and 4.5 sacks...had a sack in four different games with season-high two against Minnesota State on Nov. 1...recorded at least one tackle in nine games... blocked a kick vs. Winona St. on Oct. 10

2013-2014: played for Santa Rosa Junior College

HIGH SCHOOL: prepped at Arch Bishop Riordan in San Francisco, CA... earned first team all-conference as a linebacker... had 50 tackles, two forced fumbles, a fumble recovery, and an interception returned for a touchdown.

PERSONAL: son of Derrick and Buffy Jackson... has one sibling; Daria Jackson (18)... played football and basketball at Arch Bishop Riordan... goal is to play football on Sundays, get his degree, and try for policing... enjoys working on cars... has worked several kids sports camps, refereed flag football games, and volunteered his time at St. Anthony's soup kitchen



#52 Zack Tamburo
 DT, 5-11, 275, Jr.
 Phoenix, Ariz., Desert Vista HS

CAREER: has a total of 26 tackles in 14 games with 5 TFLs.

2015 (SOPHOMORE): played in 11 games... totaled 19 tackles... six solo and 13 assisted... 3.0 tackles for loss... had a career best 5 tackles

vs Wayne St. on Oct. 3... also recorded four tackles vs. Southwest Minnesota State on Oct. 17 and vs. Concordia St. Paul on Oct. 31...

2014 (FRESHMAN): Played in three games...recording seven tackles, including four solo stops and two TFLs as a defensive tackle...had four tackles, two solo stops and two tackles for loss at Bemidji State...also had two tackles in win over MSU Moorhead and a tackle in the home win over Minot State in the opener.

HIGH SCHOOL: attended the United States Air Force Academy Preparatory School during the fall 2013 academic semester... helped Desert Vista (Ariz.) to a 9-3 record, a No. 6 state ranking and to the second round of the state playoffs as a senior... logged 23 tackles, three tackles for loss, two sacks (loss of two yards), two quarterback hurries and forced two fumbles on his way to 2012 AZ Central American Family Insurance Division I



#87 Kray Krolikowski

DL, 6-5, 275, Jr.

Winner, S.D., Winner HS

2015 (REDSHIRT SOPHOMORE): appeared in six games... totaled four tackles... one solo and three assisted... recorded two tackles vs. Mary on Sep. 5

2014: South Dakota - One of 12 redshirt freshmen who competed during the season for the Coyotes, a member of the Missouri Valley Conference ... played in 10 of 12 games, mainly as a reserve defensive lineman ... compiled six tackles including three solo stops ... made his collegiate debut against FBS national runner-up Oregon (8/30) ... MVFC Conference Honor Roll member.

HIGH SCHOOL: first-team all-state defensive end for the Warriors in 2013...registered 48 tackles including seven sacks for the team in 2012 when Winner was 12-0 and captured the Class 11B championship with a 13-6 win over Tri-Valley at the DakotaDome...helped lead Winner to the 11B semifinals as a senior when the Warriors finished 10-1...as a senior, recorded 45 tackles, 8 TFLs and seven sacks ...collected 93 tackles and 14 sacks during stellar prep career...in final two seasons of high school, helped lead Winner to a 22-1 record, state title and a 22-game-winning streak, the 15th longest in S.D. high school football...recognized for his work in the classroom by being named to the all-state academic team...started both ways for Winner at defensive end and tight end...participated in basketball, football and track in high school...was member of the Key Club and National Honor Society.

PERSONAL: son of Jeff and Dondee Krolikowski...born Dec. 21, 1995...criminal justice major...sister, Keely, played basketball at Black Hill State and is now attending graduate school at USD...also has three other siblings - Krockett, Latrel and Klint.



#55 Spencer Hollie

DT, 5-11, 275, Jr.

Phoenix, Ariz, Desert Vista HS

2016 (JUNIOR): Transferred to Sioux Falls.

2015 (SMU - Sophomore): Saw playing time in four games...Recorded three tackles.


2014 (SMU - Freshman): Appeared in seven games, totaling eight tackles...Posted season-best three tackles vs. Memphis.

2013 (Redshirted): Redshirted.

HIGH SCHOOL: A three-star 247sports.com recruit and a two-star Rivals.com and Scout.com prospect... Notched over 35 tackles and tallied 15 sacks in 2012 at Dublin HS... Named first-team All-Diablo Foothill Athletic League and a first-team scholar-athlete... Selected to play in the South Bay BMW West Coast Bowl... Named League Defensive Lineman of the Year...

Also lettered in basketball, helping Dublin to its first league title in 40 years.

PERSONAL: Father, Doug, is a former SMU standout who played in the NFL with the Seattle Seahawks, playing two years on the defensive line.



#91 Brian Mayberry

DL, 6-4, 250, Jr.

Littleton, Colo., Columbine HS

CAREER: has accumulated 21 tackles, including nine solo stops...has 1.5 TFLs.

2015 (SOPHOMORE): appeared in eight games... totaled 15 tackles... five solo and 10 assisted...recorded a season high four tackles twice vs. Minnesota Crookston on Sep. 12 and vs. Minnesota Duluth on Sept. 19...named to the NSIC All-Academic Squad.

2014 (FRESHMAN): played in three games on the defensive line...had six tackles, including four solo stops...recorded 1.5 tackles for loss.

HIGH SCHOOL: Prepped at Columbine...four-year member of the Rebel football squad...helped Columbine to a perfect 14-0 season and 2011 5A State Championship...two-time first team all-conference selection...racked up 63 tackles and four sacks to achieve all-state HM honors as a senior...invited to 2013 Colorado High School Coaches Association All-State Football Game...also four-year letterer and captain of the Rebel wrestling team... five-time state qualifier (220lbs), claiming state titles in the free-style category as a sophomore and junior...all-state academic... will graduate with honors.

PERSONAL: Son of Dan and Patty Mayberry...born June 11, 1995...has one brother, Kyle and two sisters, Katlin and Ashley...exercise science major...business minor...would like to explore entrepreneurship and work within sports...participates in several community initiatives including 9 Cares Colorado Shares and Relay for Life



#93 Tyler Heredia

DL, 6-0, 257, R-Fr.

Minnetonka, Minn., Minnetonka HS

2015: Redshirted

HIGH SCHOOL: standout defensive lineman (nose tackle, tackle) at Minnetonka HS...started 19 games in a two-year varsity career for Minnesota Hall of Fame head coach Dave Nelson...had 68 tackles, including 25 solo stops, two quarterback sacks, five quarterback hurries, two pass break-ups, pass defended, two forced fumbles and three fumble recoveries. during career...as a senior, had 39 tackles (18 solo), a sack, fumble recovery, two pass breakups...recorded 29 tackles, a sack, two forced fumbles and two fumble recovery

as a junior...three-year strength team captain...was an honorable mention Lake Conference selection....also participated in track (shot put, discus)... four-year Honor Roll student, and named to the Minnesota All-Academic Gold Team in 6A Football...chosen to participate in a professional college prep program in health and exercise science as a senior.

PERSONAL: son of Shelley and Tony Heredia.



#90 Logan Dykstra

*DE/LB, 6-2, 220, Jr.
Hull, Fla., Boyden-Hull HS*

2015 (REDSHIRT FRESHMAN): appeared in six games... totaled nine tackles, four being solo and five assisted... also recorded three tackles for loss and one sack... career per-

formance vs. Upper Iowa on Nov. 14 recording three solo tackles, one assisted tackle, two tackles for loss, and one sack

2014: Redshirted.

HIGH SCHOOL: Four-sport athlete at Boyden-Hull HS...competed in football, baseball, wrestling and track & field for the Nighthawks...versatile athlete on the gridiron, suiting up at times as linebacker, guard, tackle, quarterback, defensive end, wide receiver, fullback and halfback...Missota All-Conference 1st team honoree as a senior...also received the Nighthawks' defensive MVP award...tabbed Mr. Hustle and Love of the Game awardee...Missota conference second team wrestler...also participated in choir and show choir.

PERSONAL: Born on May 27, 1996...son of Lon and Varya Dykstra...has two siblings, Mason (16) and Gavin (13)...major is currently undeclared...enjoys volunteering as a coach...enjoys fishing, bonfires and friends.



#93 Pedro Sibiea

DT, 6-3, 300, Sr.

Homestead, Fla., Homestead HS

2015 (LOUISVILLE): Played in four games with three starts on offensive line for Louisville...started at left guard in a 31-24 loss to Auburn (9-5-15), as well as in a 34-31 loss to Houston (9-12-15), a 20-17 loss to Clemson (9-17-15) and played in a

45-3 win over Samford (9-26-15).

2014 (LOUISVILLE): Appeared in two games... Saw action in wins of Murray State and Syracuse.

2013 (LOUISVILLE): Appeared in four games... bounced back and forth between offensive guard and defensive tackle... recorded two tackles, all coming in the overtime win over Cincinnati.

2012 (LOUISVILLE): Redshirted.

HIGH SCHOOL: Played for Bobby McCray at Homestead High School... three-star prospect by Rivals.com and two-star by Scout.com... ranked 173rd by Scout.com... joins teammate James Burgess... participated in Friday Night Lights... very athletic and has good body control... has good speed to beat offensive linemen in one-on-one situations... Lemming selection as a top defensive tackle... chose Louisville over Kentucky, Cincinnati, Florida, Minnesota and UAB.

PERSONAL: Son of Majorie and Venance Sibiea... born 11/7/92.



#96 Steven McKee

DL, 6-1, 254, Jr.

Yankton, S.D., Yankton HS

2015: did not make an appearance

2014: Redshirted.

HIGH SCHOOL: logged 69 tackles, including 21.5 tackles for loss and 6.5 sacks, for Yankton High School

en route to 2013 SDHSAA Class 11AA All-State honorable mention honors...a two-time Eastern South Dakota Conference all-league pick whose other accolades included Mr. Defense, the Lynch Award and the Will to Win Award...former YHS Student Athlete of the Month and Mount Marty College Student Athlete of the Month...also a member of the track & field team.

PERSONAL: Born November 24, 1995...son of Dave and Laurie McKee...has two siblings, Alex (20) and Zach (10)...major is undecided...history buff who also enjoy playing pickup basketball



Linebackers



#40 Nate Lucs

LB, 6-0, 225, Sr.

Des Moines, Iowa., Waukee HS

CAREER: has recorded 67 career tackles, including 29 solo stops...has recorded 7.0 TFLs and three quarterback sacks in his career... has one forced fumble and two fumble recoveries... recorded a career high of 13 tackles vs.

Upper Iowa on Nov. 14, 2015...

2015 (JUNIOR): appeared in 12 games... recorded 41 total tackles... 20 solo and 21 assisted... recorded 4.5 tackles for loss... totaled 2.0 sacks... recorded a career high 13 tackles vs. Upper Iowa on Nov. 14 with four solo and nine assisted... recovered two fumbles on the season... one fumble recovery vs. Southwest Minnesota on Oct. 17 and one recovery vs. Upper Iowa on Nov. 14... two fumbles recovered ranked 6th in NSIC and 44th in Division II... recorded four games of four or more tackles... earned NSIC All-Academic Team

2014 (SOPHOMORE): played 12 games as a reserve linebacker and special teams dynamo...had 22 tackles, including 18 solo stops...finished with two TFLs for -9 yards in losses...had a quarterback sack (eight-yard loss), pass breakup and quarterback hurry...recorded a career-best five tackles, all solo stops, along with a TFL and a quarterback sack against Southwest Minnesota State (10/18)...had four tackles, all solo stops, in win over Concordia, St. Paul (10/4)...seven times recorded two tackles or more.

2013 (REDSHIRT FRESHMAN): Second-year player that appeared in five games...primarily saw action on special teams...recorded his first career tackle in the win against Minnesota Crookston...was credited with two solo stops for a loss of four yards and also forced a fumble at Concordia-St. Paul...had one assisted tackle at Upper Iowa.

2012 (FRESHMAN): Redshirted.



HIGH SCHOOL:

Prepped at Waukee... three-year letterman for the Warriors... earned 4-A all-state, academic all-state and all-conference (CIML) honors as a senior...also named Warrior of the Year & defensive MVP by his teammates...holds four Waukee track & field records in hurdles and the pentathlon...member of student council and FCA...graduated with honors.

PERSONAL: Son of

Erik & Heidi Lucs...born Mar. 8, 1994...has one brother, Nick, who was a high jumper at Iowa State...exercise science major...career goal to become a physical therapist...has taught vacation bible school, served as a team leader at various kid camps and enjoys packaging meals for "Meals from the Heartland."



#19 Kyle Campiotti

LB, 5-11, 190, Jr.

Livermore, Calif., Chabot Col-


2014 - 2015 (CHABOT COLLEGE):

Starred at Chabot College where he was two-time first team all-conference and two-year team captain... had 74 total tackles, including 54 solo, 3.5 sacks, 10 TFLs, and two in-

terceptions.

HIGH SCHOOL: Has a senior at Granada HS, had 107 tackles (81 solos) with two interceptions...also recorded 31 receptions for 342 yards and three TDs while rushing 67 times for 508 yards and seven TDs...had 170 career tackles and three interceptions...named EBAL first team and third team as a defensive back...also wrestled and played baseball...earned All-EBAL honors and ranked top 12 in state in wrestling...finished 46-6 in wrestling as a senior...service works includes participating in walks for Alzheimer's, ALS and Autism, and helping at Special Olympics.

PERSONAL: Son of Nicole and Carl Campiotti...plans to major in athletic training...has a brother, Nick and sister, Alyssa.



#24 Trevor Coleman

LB, 6-2, 215, Jr.

Atwater, Calif., San Fran. Co.

2014 - 2015 (CHABOT COLLEGE):

Starred at Chabot College where he was two-time first team all-conference and two-year team captain... had 74 total tackles, including 54 solo, 3.5 sacks, 10 TFLs, and two in-

HIGH SCHOOL: Has a senior at Granada HS, had 107 tackles (81 solos) with two interceptions...also recorded 31 receptions for 342 yards and three TDs while rushing 67 times for 508 yards and seven TDs...had 170 career tackles and three interceptions...named EBAL first team and third team as a defensive back...also wrestled and played baseball...earned All-EBAL honors and ranked top 12 in state in wrestling...finished 46-6 in wrestling as a senior...service works includes participating in walks for Alzheimer's, ALS and Autism, and helping at Special Olympics.

PERSONAL: Son of Nicole and Carl Campiotti...plans to major in athletic training...has a brother, Nick and sister, Alyssa.



#31 Michael Mehling

LB, 5-11, 200, Sr.

Las Vegas, Nev., Durango HS

2015 (REDSHIRT JUNIOR): appeared in seven games... recorded 12 total tackles... seven solo and five assisted... recorded a high of five tackles with four being solo vs. Upper Iowa on Nov. 14... totaled two blocked kicks vs. Wayne St. on

Oct. 3 and vs. Upper Iowa on Nov. 14...

2014 (REDSHIRT SOPHOMORE): Member of nationally ranked Cougars team that finished 11-1 and won the Mineral Water Bowl.

2013: Received a medical redshirt.

2012 (REDSHIRT FRESHMAN): Played at College of the Desert in Palm Desert, Calif.

2011: Redshirt

HIGH SCHOOL: Prepped at Durango HS in Las Vegas (Nev.)... competed in football and wrestling...earned All-State and All-Conference honors as a fullback.

PERSONAL: Son of Michael and Kathleen Mehling...born on May 21, 1992...has one sibling...favorite professional athlete is Michael Jordan.



#34 Isaac Josephson

LB, 6-0, 190, Jr.

Minnesota, Minn., Minnesota HS

2015 (REDSHIRT SOPHOMORE): appeared in five games... recorded five tackles... one solo and four assisted... has a season high two tackles vs. Wayne St. on Oct. 3.

2014 (REDSHIRT FRESHMAN):

Member of nationally ranked Cougars team that finished 11-1 and won the Mineral Water Bowl...played in one game vs. Minnesota State-Mankato.

HIGHSCHOOL: Prepped at Minneota HS in Minneota, Minn. where he competed in football, wrestling, and baseball... named team captain for both football and wrestling...named to the All-Area team in football during his senior season.

PERSONAL: Son of Scott and Roberta Josephson...born on May 15, 1995...has two siblings, Erin and Adam...brother Adam plays football at St. Cloud State...plans on majoring in Business/Management at USF.



#35 Connor Schoepp

LB, 5-10, 205, Sr.

Watertown, S.D., Watertown HS

2015 (REDSHIRT SOPHOMORE): appeared in 10 games... totaled 19 tackles... 11 solo and eight assisted... recorded a season high five tackles vs. Upper Iowa on Nov. 14... recorded three or more tackles on three occasions... named to the

NSIC All-Academic Team

2014 (REDSHIRT FRESHMAN): played on special teams.

2013: Redshirted.

HIGH SCHOOL: Prepped at Hilbert...earned letters in track and field (4), basketball (3) and football (3)...versatile athlete, garnering all-region plaudits at DB (2011) and LB (2012) positions... two-time Olympian Packerland Small all-conference performer... named OPS Defensive Player of the Year following senior season...2012 runner-up in the triple jump at the state championships...holds Wolves' records in the triple jump, 4x200m and 4x100m relays...two-year captain for football and basketball... also captain of Hilbert track and field team...member of NHS, student council and the Anatomy Club.

PERSONAL: Son of Michelle and Alan Schaffer...born May 18, 1995...has two sisters, Alaina and Avery...career goal to become a nurse anesthetist...participates in community outreach programs through local church...volunteer coach at youth football and basketball camps...enjoys hunting and fishing...nursing major.



#58 Brody Grantham

LB, 6-1, 208, R-Fr.

Hayti, S.D., Hamlin HS

2015: Redshirted

HIGH SCHOOL: finished high school career as was one of the state's top players, twice (junior and senior seasons) earning 9B All-State honors and selection to the Argus

Leader Elite 45...led the Chargers to consecutive state 9B title game appearances, including a 9B title in 2014... named the Joe Robbie MVP after accounting for four TDs and rushing for 173 yards in a 34-8 win over Faulkton in the 9B championship...totaled 444 carries for 3,622 yards and scored 62 TD in his career on offense...also had 177 tackles, 163 solo stops, 4.5 sacks, five interceptions and eight forced fumbles as a standout defender for the Chargers...as a senior QB had 176 carries for 1,833 yards and 34 TDs with nine 100-yard rushing game...his career with 15 100-yard rushing games and three games over 250 yards (263, 287, 307)...completed 130-of-284 passes for 2,449 yards and 36 TDs with 14 interceptions and as a senior was 38-of-83 for 810 yards and 13 TDs...also had 6,090 total yards...had 112 tackles and an interception as a senior...played for head coach Jeff Sheehan, earning a two-time Eastern Coteau Conference selection, and defensive MVP honors in 2013.

PERSONAL: He is the son of Wesley and Cindy Grantham.



#37 Lucas Lunstra

LB, 5-10, 180, R-Fr.

Brandon, S.D., Brandon Valley HS

2015 (REDSHIRT FRESHMAN): did not make an appearance.

2014: Redshirted.

HIGH SCHOOL: Starred for Chad Garrow at Brandon Valley High School... All Conference in 2012 and 2013... part of 12-1 BV team in 2012 that reached AA championship, losing just to SF Washington in title game...In 2013, helped BV to 7-3 record and playoff semifinals...All State selection in baseball.

PERSONAL: Son son of Karl and Colleen... has two siblings Brooke and Brittany.



#42 Jess Williams

LB, 6-0, 211, Sr.

Wall, S.D., Wall HS

CAREER: in three seasons has played in 19 games with 35 total tackles. Of his tackles, 20 solo and 15 assisted...has forced one fumble (Wayne State, 11/15/14) and recovered one fumble vs. Upper Iowa on Nov. 14, 2015.

2015 (REDSHIRT JUNIOR): Appeared in 10 games... totaled 27 tackles... 12 solo and 15 assisted... recorded 1.5 TFL... recorded one sack vs. Concordia St. Paul on Oct. 31...recovered one fumble vs. Upper Iowa on Nov. 14... set a new career high with six tackles twice vs. Concordia St Paul on Oct. 31 and vs. Upper Iowa on Nov. 14...named to the NSIC All-Academic Team.

2014 (REDSHIRT SOPHOMORE): Played in eight games, mostly on special teams...recorded eight tackles, all solo stops...set a career high with two tackles, both solos against Upper Iowa (11/8)...tied a career-high with two tackles, both solos, in win over Wayne State (11/15)...Against Wayne State, forced fumble... selected to Academic All-NSIC squad.

2013 (REDSHIRT FRESHMAN): Appeared in one contest...did not record any statistics against Concordia-St. Paul.

2012: Redshirted.

HIGH SCHOOL: Prepped at Wall...received all-state plaudits as senior...two-time all-conference recipient...also garnered all-state and Argus Leader Elite 45 honorable mention accolades during his junior campaign...member of student council and the National Honor Society.

PERSONAL: Son of Gary and Debbie Williams...born May 5, 1994...has two sisters and one brother...psychology major... plays the guitar and is a big fan of music...has participated in community service efforts including City Cleanup and the 2014 Backpack Program.



#46 Derek Landis

LB, 6-2, 219, Jr.

Lakewood, Colo., Lakewood HS

2015 (REDSHIRT SOPHOMORE): appeared in one game... recorded a solo tackle vs. Mary of Sep. 5... also forced a fumble... recorded a sack vs. Mary on Sept. 5.

2014 (REDSHIRT FRESHMAN):

Member of 11-1 and #16/#18 nationally ranked USF Football Team which won the Mineral Water Bowl, 42-10, over Central Oklahoma.

2013 (FRESHMAN): Redshirted.

HIGH SCHOOL: Prepped at Lakewood...three-year football letterwinner for the Tigers...compiled 196 tackles, two interceptions and recovered two fumbles to earn all-state and first team all-Colorado honors...also a Jeffco League first team all-conference pick.

PERSONAL: Son of Bridget and Steve Kovin...born Feb. 8, 1995... has one brother, Carl and one sister, Brooke...major undecided... volunteer coach for unified basketball.



#14 Dalton Elliott

LB, 6-0, 200, R-Fr.

Nicollet, Minn., Lakewood HS

2015: Redshirted.

HIGH SCHOOL: Had a stellar career at Nicollet High School for head coach Tom Murphy...was a two-time AP third team All-State honoree...led Nicollet to the Section 3 title and

completed 200 passes (3rd in state history) on 359 attempts (3rd in state history) for 2,722 yards and 34 TDs as a senior...dual threat, also had 262 carries for 1,700 yards and 19 TDs rushing... finished with a state record 3,468 all-purpose yards...in his career, was 620-of-1,094 for 9,100 yards (state record), 113 TDs (state record) while accumulating 739 carries for 4,075 yards and 50 TDs... set a state record with 13,227 all-purpose yards with a state record of 163 combined TDs in his career...directed the Raiders to a 40-6 mark, including 32-5 as a starter... Mr. Football Finalist... was a three-time All-Southern Confederacy selection, a two-time All-Southern Confederacy Offensive Player of the Year, three-time New Ulm Journal All-Area Team, and two-time New Ulm Journal All-Area Offensive Player of the Year...active in baseball track and wrestling...also served as class president, an Honor Roll student, National Honor Society member and named to the Dean's List.

PERSONAL: Son of Darin and Tamara Elliott.



#50 Michael Atonio

LB, 5-10, 240, Sr.

Kodiak, Alaska., Kodiak HS

2015 (JUNIOR): appeared in four games... recorded 13 total tackles... nine solo and four assisted... recorded a high of seven tackles vs. Concordia St. Paul on Oct. 31.



#51 Max Sturdevant

LB, 6-2, 203, R-Fr.

Sioux Falls, S.D., Washington HS

2015: Redshirted.

HIGH SCHOOL: Starred at Sioux Falls Washington High School at linebacker for head coach Chad Stadem...named All-City, All-Metro Conference, and 11AAA All-State...

selected defensive MVP for the Warriors...finished senior campaign with 54 tackles and six sacks...recorded 97 tackles, 10.5 sacks, two forced fumbles and two fumble recoveries in his career...made Honor Roll all four years at SF Washington...graduate of the Academy of Finance (May, 2015).

PERSONAL: Son of Tim and Nancee Sturdevant.



#54 Gunner Dean

LB, 6-4, 208, R-Fr.

Lincoln, Neb., East HS

2015: Redshirted

HIGH SCHOOL: Had a standout career at Lincoln East High School... leader of team with two-year record of 15-5...played for head coach John

Gingery...was a standout linebacker for Lincoln East's 7-3 team this year which won the city championship...accumulated 102 tackles, including 82 solo stops, 1.5 sacks and two forced fumbles for the Spartans...in his career, compiled 135 tackles with 101 solo stops...rushed for two TDs on offense. Dean...was a two-time Heartland Conference Academic All-Conference selection and also earned All-City honors...an honorable mention all-state selection at linebacker by the Lincoln Journal Star, Omaha World Herald and the Associated Press...named the team's MVP and was selected Homecoming King in 2014...was a staff writer for the school newspaper (Oracle) and on the Honor Roll for eight semesters.

PERSONAL: son of Jeff and Lori Dean.



#56 Shayden Drey

LB, 6-1, 205, Jr.

Winner, S.D., Winner HS

2015: Joined the USF Football Team after transferring from S.D. Tech.

HIGH SCHOOL: Played tight end and defensive end for Dan Aaker at Winner H.S....helped lead Warriors

to the state title and unbeaten record of 12-0 in 2012... member of team that defeated Tri-Valley, 13-6, in 11B title game in 2012...in senior season, caught two passes for 21 yards and a TD...on defense, recorded 44 tackles, including 21 solo stops with two sacks and 9.5 tackles for loss...named all conference and academic all-state while at Winner HS...also played baseball, and basketball as well as ran track for the Warriors...was name-member of the High Honor Roll and National Honor Society.

PERSONAL: Son of Rod and Dawn Drey...has sister Sierra and brother Seth.

Defensive Backs



#2 Cliff Redmond
CB, 5-10, 175, Sr.
Lakewood, Colo., Lakewood HS

2015 (JUNIOR): appeared in 11 games... totaled 31 tackles... 25 solo and six assisted... recorded 1.5 tackles for loss... recorded three interceptions for 32 yards in returns... had a career-best six tackles vs. Upper Iowa on Nov. 14... also had an interception vs. Upper Iowa... also picked off passes against Wayne State (10/3) and Winona State (10/10)... his pick against Winona State went for a career-best 19 yards... recorded a sack and TFL vs. Wayne St. on Oct. 3... also broke up eight passes, including one against then #7 UMD, which stopped a potential game-winning drive in week three... in the UMD game, had five tackles, forced a fumble against Wayne State... four times had four or more tackles in a game... twice (UMD, 9/19; Northern State, 9/26) had two pass breakups in a game.

2014 (SOPHOMORE): member of the 2014 #16/18 ranked USF football team.

2013 (FRESHMAN): Did not play.

HIGH SCHOOL: played DB and WR for Cosumnes Oaks HS... also played basketball...

PERSONAL has two siblings (Jovante and Sarayah)... son of Jenifer and Clifford Redmond.



#4 Shaquan Whitaker
DB, 5-11, 185, Jr.
St. Louis, Mo., Saddleback JC

JUNIOR COLLEGE: Most recently starred at Saddleback JC (Calif.), accumulating 72 tackles, two interceptions and six pass breakups in two seasons... led Saddleback to state title game (26-14 loss to San Francisco CC) and national runner-up in 2015,

racking up 56 tackles, 38 solos stops, 1.5 TFLs, int., and four pass breakups in 10-3 season, including 6-0 in league play.

HIGH SCHOOL: At Pattonville HS played for Steve Smith, earning three letters... was named Special Team Player of the Year as a senior... had 90 tackles, four forced fumbles and seven TDs in high school... also wrestled, earning honorable mention all-conference honors... was MVP for track team as senior, participating in pole vault, high jump, long jump, 100 meters and 200 meters as well as relays.

PERSONAL: plans to major in business... son of Angela McCall... has seven siblings – Amber, Tracy, Carla, Kiarra, Deaja, Romier and Deshawn.



#13 Tosin Adediji
DB, 5-6, 150, Sr.
Brooklyn Park, Minn., Park Ctr. HS

CAREER: Played in 17 games... has a career total of ten tackles... posted a game high three tackles against MSU Moorhead on Sep. 27, 2014... has a high two solo tackles in a game twice against MSU Moorhead and Concordia... recovered a fumble and returned it 23 yards

2015 (REDSHIRT JUNIOR): played in nine games... recorded three solo tackles and one assist for a total four tackles... recovered a fumble and returned it 23 yard vs. Upper Iowa on Nov. 14.

2014 (REDSHIRT SOPHOMORE): Played in six games... recorded six solo tackles and one assist for a total seven tackles... forced one fumble... had a season high three tackles vs. MSU Moorhead (9/27/14).

2013 (REDSHIRT FRESHMAN): Appeared in two games to earn his first letter... back up at cornerback and saw action on special teams... posted one tackle against Upper Iowa.

2012 (FRESHMAN): Redshirted.

HIGH SCHOOL: Prepped at Park Center... three-time letterwinner in football... received all-conference honorable mention plaudits... also named HM all-conference in track and field... graduated with honors.

PERSONAL: Full name is Oluwatosin Adedeji... born on May 19, 1993... son of Bolaji and Kenny Adedeji... has three brothers, Seun, Segun and Moses and one sister, Bolanle... academic major in sports management and business with a minor in leadership.





#17 Marques Mosley

DB, 6-2, 190, Sr.

Upland Calif., Upland, HS, Colorado

2016: Transferred to USF...ranked 19th all-time in kickoff return yards at Colorado with 604.

2015 (COLORADO) -- did not play due to injury.

2014 (JUNIOR, COLORADO): Played in six games, including two on defense, before being lost for the final four games of the season due to injury...recorded four tackles on the season from scrimmage...played 16 snaps at California (one solo tackle) and for six against Southern California (three tackles, TFL, two solo stops).

2013 (SOPHOMORE, COLORADO): saw action in 11 games, 10 on defense (no starts; did not play at UCLA) and was in for 127 plays from scrimmage...racked up 16 tackles (11 solo, one for zero), and also had three third down stops (one on fourth down), two touchdown saves and a forced fumble, the latter coming in the season finale at Utah. Had two solo stops in the opener against Colorado State, both big plays as one was a third down stop and the other stifling the Rams on a fourth down try at CU's 17-yard line with just less than two minutes remaining in the game...registered season-high in tackles with three on three occasions (at Arizona State, at Washington, at Utah)...in the preseason, Phil Steele's College Football selected him as the third-team kick returner on its All-Pac 12 preseason team (collegesportsmadness.com selected him on its second-team)...was also one of 36 players on the preseason watch list for the top kickoff returners as determined by the College Football Performance Awards.

2012 (FRESHMAN, COLORADO): earned earned honorable mention All-Pac 12 honors at defensive back from the league coaches, and was a second-team All-Pac 12 choice at kickoff returner by collegesportsmadness.com...played in all 12 games, including seven starters (three at nickel and four at strong safety)...finished sixth on the team in tackles with 56 (27 solo)...saw action for 524 snaps from scrimmage, the fourth most ever played on defense by a true freshman in school history...recorded a season-career-high 14 tackles (five solo) against Stanford, and had seven on two other occasions (Fresno State, Washington)...had a quarterback sack on a safety blitz, two third down stops, three hurries, a pass broken up, an interception (which he had versus Fresno) and two touchdown saves...led the team in kickoff returns, averaging 26.1 yards for 21 returns; that included a 100-yard return for a touchdown against Utah, CU's first kickoff return for a score in three years (and was the Kickoff Return Performer of the Week as selected by Intersport)...was the seventh freshman to lead CU in kickoff returns, with the 26.1 average second only to Ben Kelly's 31.1 in 1997.

HIGH SCHOOL: As senior, ranked the No. 91 safety in the nation and the No. 128 player overall out of California by ESPN.com...starred in all three phases of the game, at defensive back, wide receiver and kick returner...was a first-team All-CIF Inland Division selection and earned first-team All-Baseline League honors at defensive back, while garnering second-team accolades at receiver...was an honorable mention All-League performer as a junior...as a senior recorded 64 tackles (43 solo), had two interceptions, four passes broken up and a fumble recovery... on offense, had 19 receptions

for 387 yards and three touchdowns, with 326 yards rushing with five TDs on 19 carries, with a long rush of 78 yards...best game as a senior came in a 54-27 win over Norco, with two kickoffs for TDs (83 and 95 yards), one catch for a 48-yard TD, an interception and eight tackles...two-year starter on defense... tallied 65 tackles (47 solo), one interception, two pass breakups, one forced fumble and one fumble recovery as a junior...played for coach Tim Salter where the Scots were 43-10 in his four seasons (12-1 his senior year, league champions; 8-4 as a junior, 12-2 as a sophomore and 11-3 as a freshman)...also lettered in track and field, competing in the 100- and 200-meter dashes, the 4x100-meter relay, triple jump, and high jump. He played basketball as a freshman but did not letter.

PERSONAL: born May 31, 1994, in Artesia, Calif...hobbies include hanging out with friends and playing video games, in addition to being very talented musically: plays the drums and the ukulele, along with writing and producing music...has given back to his community by working at his local church and coaching Pop Warner football... his cousin, SIRR Parker, played running back at Texas A&M and in the NFL...Parker scored on a 32-yard TD pass in the 1998 Big 12 Conference championship to give the Aggies a 36-33 overtime victory over Kansas State, and his life was the subject of a 2001 Showtime movie entitled They Call Me SIRR...played in high school with fellow CU 2012 signee Donta Abbron.



#18 Delvin Batiste

DB, 6-1, 180, Sr.

Upland Calif., Upland HS/NAU

2015: Recorded 49 tackles in 11 games for Northern Arizona, which finished 7-4...had three sacks...registered one interception...recorded a career best 10 tackles with seven solo stops in 52-36 win over Weber State (10/24)...in 52-30 win (11/7)

verdict over Eastern Washington, had seven tackles, including five solo stops...seven times had four or more tackles in a game...had six tackles with two TFLs and two sacks (-13 yards) in 49-35 win over Sacramento State (11/14)...had interception and three tackles in 63-21 victory over Northern Colorado.

2014: Appeared in 10 games...Made one start...Had a season-high six tackles against San Diego State...Finished the season with a total of 18 tackles...Recovered a fumble on the road at South Dakota...Registered a sack versus Southern Utah for a loss of five yards.

2013: Appeared in 11 games.

High School: A 2013 graduate of Upland High School...Played for Coach Tim Salter...Named first-team all-area...Helped team to league championship...Recorded 80 tackles with four fumble recoveries, eight tackles and four forced fumbles.

Personal: Born Delvin Batiste March 14, 1995 in New Orleans, La... Son of Stephanie Batiste and Lawrence Grant.



#38 Austin Schaffer

DB, 6-1, 196, R-Jr.

Hilbert, Neb., Hilbert HS

2015 (REDSHIRT SOPHOMORE): appeared in 10 games... totaled 19 tackles... 11 solo and eight assisted... recorded a season high five tackles vs. Upper Iowa on Nov. 14... recorded three or more tackles on

three occasions... named to the NSIC All-Academic Team

2014 (REDSHIRT FRESHMAN): played on special teams.

2013: Redshirted.

HIGH SCHOOL: Prepped at Hilbert...earned letters in track and field (4), basketball (3) and football (3)...versatile athlete, garnering all-region plaudits at DB (2011) and LB (2012) positions...two-time Olympian Packerland Small all-conference performer... named OPS Defensive Player of the Year following senior season...2012 runner-up in the triple jump at the state championships...holds Wolves' records in the triple jump, 4x200m and 4x100m relays... two-year captain for football and basketball...also captain of Hilbert track and field team...member of NHS, student council and the Anatomy Club

PERSONAL: Son of Michelle and Alan Schaffer...born May 18, 1995...has two sisters, Alaina and Avery...career goal to become a nurse anesthetist...participates in community outreach programs through local church...volunteer coach at youth football and basketball camps...enjoys hunting and fishing...nursing major.



#26 Parker Gregston

DB, 5-11, 175, R-Fr.


Arvada, Colo., Ralston Valley HS

2015: Redshirted

HIGH SCHOOL: played at Ralston High School for head coach Matt Loyd...named honorable mention

all conference...played wide receiver and cornerback for Mustangs...had 30 tackles and four interceptions as a senior...also recorded 35 receptions for 300 yards and two TDs...once held for a game-winning 56-yard field goal...also ran track for the Mustangs.

PERSONAL: born April 21, 1997...son of Amy and Bryan Gregston...has a sister, Tatum...participated in youth groups in Arvada, Colo.



#25 Josh Butler

LB, 5-11 1/2, 179, R-Jr.

Aurora, Colo., Gateway HS

Career: has totaled 21 games played... has recorded 114 total tackles, 74 solo and 40 assisted... solo tackles ranked 2nd in NSIC and 32nd in Division II... has 3.5 tackles for loss... forced four fumbles... recorded a career high of 13 total

tackles vs. Southwest Minnesota St. on Oct. 17, 2015... recorded a career high of 10 solo tackles vs. Augustana on Oct. 24, 2015... forced two fumbles vs. Southwest Minnesota St. on Oct. 17, 2015... returned a kickoff 65 yards in 2014.

2015 (REDSHIRT SOPHOMORE): appeared in 12 games... recorded 104 tackles, 67 solo and 37 assists... 104 tackles ranked 9th in NSIC... made 3.5 tackles for loss...forced three fumbles... ranked 1st in NSIC in forced fumbles... recorded a career high of 13 total tackles vs. Southwest Minnesota St. on Oct. 17... recorded a career high of 10 solo tackles vs. Augustana on Oct. 24... forced two fumbles vs. Southwest Minnesota St. on Oct. 17... recorded one sack vs. Southwest Minnesota St. on Oct. 17... named to the Academic All-NSIC Team.

2014 (REDSHIRT FRESHMAN): appeared in nine games...recorded 10 tackles, seven solo and three assists...had one 65-yard kickoff vs. Bemidji State (9/13/14)... forced a fumble.

2013: Redshirted.

HIGH SCHOOL: Prepped at Gateway HS in Aurora (Colo.)... named EMAC Player of the Month while playing football for the Olympians...all-conference athlete in both football and wrestling...recorded 105 tackles.

PERSONAL: Son of Oscar and Deborah Butler...born on August 5, 1995...has three brothers, Ryan, Sean and his brother Noah has joined him on the USF football team...computer science major.



#20 Jeffrey Harman

DB, 5-11, 204, Jr.

Redlands, Calif., East Valley HS/
San Bernardino Valley College

2015 (San Bernardino Valley College): starred at defensive back for San Bernardino Valley College and coach John Shipp...named to the 2015 Mountain League All-Conference

team after recording 77 tackles...had 99 tackles, four interceptions, nine TFLs and 15 pass breakups at San Bernardino Valley College.

HIGH SCHOOL: played at Redlands East Valley for head coach Kurt Bruich.

PERSONAL: son of Jeffrey and Marisa Harman...has a brother, Joey, and sisters Danni and Sophia.



#7 Matt Young
DB, 5-10, 190, Sr.
Phoenix, Ariz., Desert Vista HS

CAREER: Started career as quarterback and completed 74 for 119 passes for 803 yards and three TDs...recorded three touchdowns...rushed 58 times for 175 yards and a TD... named 2014 NSIC All Academic...

during spring of 2015, moved from quarterback to safety... totaled 47 tackles in 2015.

2015 (JUNIOR): after switching from quarterback to safety... totaled 47 tackles... 28 solo and 19 assisted... recovered one fumble vs. Henderson State in the 2015 NCAA Division II Opening Round... had a high of seven tackles vs. Southwest Minnesota on Oct. 17... also had a game of six tackles vs. Mary on Sep. 5... had eight games of four or more tackles... earned NSIC All-Academic Team

2014 (SOPHOMORE): Played in eight games...recorded 23 carries for 70 yards...with high of nine carries for 31 yards vs. Minot State...completed 41 for 57 passes for 386 yards with one TD and no interceptions...had 134.60 passing efficiency...completed 18-of-22 passes for 163 yards and TD vs. Minot State (9/5/14)...transitioned from offense to defense as a safety in spring 2015.

2013 (FRESHMAN): Played in seven of 11 games...completed 53.2 percent of his passes (33-for-62) for 417 yards with two TDs and two interceptions... also rushed 35 times for 105 yards and one TD...averaged 3.0 yards per rush and recorded a 113.92 pass efficiency...Rushed four times for 35 yards in the win over the NSU... worked in relief in the win against Minnesota Crookston, completing 6-of-9 passes for 58 yards...also scored his first-career TD on a five-yard run...got in for just three plays in the loss at Upper Iowa but made that a productive outing, as he went 2-for-2 and connected with Wes Smith on a 78-yard pass before notching his first career passing TD with a 3-yard strike to Erik Albeck... saw significant time under center during the Cougars' home finale against No. 1 Minnesota State, where he completed 18-of-38 passes for 225 yards with one TD and one interception... he also picked up 37 yards on 17 attempts including a career-long 17-yard scamper against the Mavericks.

HIGH SCHOOL: Prepped at Desert Vista...three-year letter winner for Thunder football and track and field...guided Desert Vista to 2011 state crown and the 2012 state quarterfinals...the two-way standout earned all-state HM nods as a DB in 2011 and recognition at QB in 2012...team captain...recipient of Desert Vista Character Player of the Year and school's Outstanding Sprinter award... racked up 1,575 passing yards (14 TD), 360 rushing yards (1 TD) and 45 receiving yards during career...averaged 36 yards per punt return and 23 per kick return...maintained a 3.7 GPA...FCA Vice President (2011-13).

PERSONAL: Son of Dave and Georgina Young...born July 27, 1994...grandson of former USF head football coach, all-time victories leader and NAIA Hall of Famer Bob Young...has one sister, Andrea...major undecided...cousin A.J. Garrow is wide receiver on USF...involved in Act of Kindness program...in 8th grade.



#32 Joe Rodino
DB, 5-10, 192, R-Fr.
Omaha, Neb., Creighton Prep

2015: Redshirt

HIGH SCHOOL: helped lead Creighton Prep to an 11-2 mark in 2014 and a berth in the Nebraska State A championship...had 135 tackles, including 46 solo stops, 2.5 sacks, two interceptions and two forced fumbles during his career...recorded 54 tackles, three tackles for loss, two sacks, two interceptions and a forced fumble as a senior... collected 81 tackles, five tackles for loss, forced fumble and two pass deflections during standout junior season.



#36 Tucker Stout
DB, 6-0, 202, R-Fr.
Spokane, Wash., Central Valley HS

2015: Redshirted.

HIGH SCHOOL: played for Rick Giampietri at Central Valley High School in Spokane, Wash...named second team all-state safety and selected to the GSL All-League Team for both offense and defense...accumulated career stats including 152 tackles, and six interceptions on defense and 71 catches for 1,032 yards and nine TDs on offense...involved in leadership activities at Central Valley High, including serving as secretary for ASB.

PERSONAL: born Sept. 24, 1997...son of Jen Stout.



#27 Wyatt Hixon
DB, 6-2, 201, Gr.
Los Angeles, Calif./Montclair Prep/College of the Canyons

2015 (REDSHIRT JUNIOR): appeared in one game vs. Mary on Sept. 5.

2014 (REDSHIRT SOPHOMORE): Appeared in two games...recorded three tackles (2 solo, 1 assist)... two

tackles against Bemidji State (9/13/14) and one against MSU Moorhead (9/27/14)

2012 - 2013 (FRESHMAN & SOPHOMORE): Played free safety at the College of the Canyons (Calif.).

HIGH SCHOOL: Played football at Montclair College Preparatory School under Reggie Smith, Jr...named an all-conference free safety after his senior year...also ran track and as a senior qualified for the Junior Olympics in the 400 meter dash...logged 30 hours of community service his senior year.

PERSONAL: Born May 21, 1993...son of Derik and Kimberly Hixon...has one sister, Audrey and a brother, Jake.

Cougars History -- Records

Game Records

Points – 36 (5 TDs, 3 2-point conversion), Terry Austin vs. Concordia, Neb. (50-44 W), 9-4-1993

TD Passes – 8, Kurtiss Riggs, vs. Nebraska Wesleyan (65-30 W), 11-2-1996

Most Points Scored - Kicking: 17, T.C. Fraser vs. Dana College, 10-18-2003

Passing Yards – 457, Kurtiss Riggs vs. Nebraska Wesleyan (65-30 W), 11-2-1996

Pass Completions -- 34, Carrington Hanna vs. Upper Iowa at Fayette, Iowa, 11-2-2013

Pass Attempts – 51, **Luke Papilion** vs. Henderson State at Arkadelphia, Ark., 11-21-2015

Receptions – 15, Kalen DeBoer vs. vs. Nebraska Wesleyan (65-30 W), 11-2-1996

Receiving Yards – 243, Derek Oldert vs. Dakota Wesleyan (44-12 W), 9-25-1999

Receiving TDs – 5, Dusty Hovorka vs. Dakota Wesleyan (63-17 W), 9-11-2004

Total TDs – 6, Terry Austin vs. Concordia (Neb.), 1993; David Ruter vs. Huron in 1998; Dustan Hovorka vs. Dakota Wesleyan in 1994; Ryan Lowmiller vs. Dana in 2008 and DWU in 2009

Rushing Attempts – 43 (142), Sam Robinson vs. Westmar, Sept. 30, 1966

Rushing Yards – 315 (33 carries), David Ruter vs. Mary (56-19 W, 1st Rd. playoffs), 11-23-1996

Total Offense – 506, Luke Papilion vs. Winona State, 10-10-2016

Most Total Offense Plays -- 68 (17 rush, 51 pass), **Luke Papilion** vs. Henderson State, 11-21-2015

Most All Purpose Yards -- 331, Wes Smith vs. Upper Iowa, 11-2-2013

Longest pass play – 94 yards from Isaac Miller to Derek Oldert vs. Dakota Wesleyan (44-12 W), 9-25-1999

Longest run play – 91-yard run by Ryan Lowmiller vs. Morningside, 11-28-2009 (2009 playoffs, 2nd Rd.)

Longest Field Goal Made -- 54, Braden Wieking vs. Southwest Minnesota State, 9-29-2012

Defense

Interceptions – 4, Don Edman vs. Bethel, 1975

Interception Return for TD – 99-yards, Bob Garry, Concordia, St. Paul, 1972; 95 yards, Phil Porter, 3rd Q., Northwestern College (playoff quarterfinals, 52-21 W), 12-7-1996

Tackles – 16, John Batinich, Minnesota-Duluth, 9-7-2013

Special Teams

Longest Punt Return – 90-yard TD – Michael Hicks vs. SD Tech, 10-22-2011; Lee Marks, 1960

Longest Kickoff Return – 98-yard return, James Kennerly, 1981

Extra Points – 11, Braden Wieking vs. Concordia, Neb. (80-0 W), 9-26-2009

Field Goals – 4, Rick Danmeier vs. Dakota Wesleyan, 1972; T.C. Fraser vs. Dana College, 2003.



Punts – 12, Alan Hansen vs. Doane, 1985

Longest Punt – 85-yards, Brian Hansen, 1982

Longest Field Goal – 54 yards, Braden Wieking vs. Southwest Minnesota State (2nd Q, Bob Young Field), Sept. 29, 2012

Team – Game

Total Offense – 706 (85 plays, 8.3 avg.) vs. Concordia University @ Seward, Neb., 9-26-2009

Rushing yards – 488 (50 carries) vs. Midland Lutheran at USF, 10-23-2004

Passing yards – 457 (30-39) vs. Nebraska Wesleyan at Lincoln, Neb., 11-2-1996

Most points – 80 vs. Concordia, Neb., at Seward, Neb., 9-26-2009

Most Plays – 100, twice, vs. SMSU, 10-5-2013 (618 yards); Upper Iowa, 11-8-2014 (606 yards)

Most Pass Attempts/Game – 52 vs. Upper Iowa at Fayette, Iowa, 11-2-2013

Most Completions/Game – 36 vs. Upper Iowa at Fayette, Iowa, 11-2-2013

Most TD passes – 8 vs. Nebraska Wesleyan at Lincoln, Neb., 11-2-1996

Most TDs scored – 11 vs. Concordia, Neb., at Seward, Neb., 9-26-2009

Interceptions – 8 vs. University of Mary, 1989

Rushing Defense – minus 41 yards (15 carries) vs. Dana College at Bob Young Field. 9-13-2008

Passing Defense – 5 yards (1-5-5 yards) vs. Hastings College, in Hastings, Neb., 9-9-2006

Total Defense – minus 4 yards (44 plays) vs. Dana College at Bob Young Field, 9-13-2008; minus 4 yards (39 plays) vs. Northwestern College at Bob Young Field, 11-1-08

Season Records

Most Wins – 15, 2009 (NAIA, National Champions, 15-0)

Fewest Losses – 0, 4 times (1996, 2006, 2008, 2009)

Fewest Wins – 0, 19 times (1902, 1911, 1917, 1919, 1921, 1922, 1923, 1925, 1926, 1930, 1936, 1946, 1950, 1951, 1952, 1964, 1970, 1971 and 1977)

Most Losses – 9, 3 times (1964, 1970, 1977)

Points – 775, 2009 (NAIA Record)

Avg. points per game -- 51.7 (775), 2009

Offensive TDs – 92, 2009

Rushing TDs – 50, 2009

Passing TDs – 57, 1996

First Downs, Rushing – 201, 2009

First Downs, Passing – 155, twice (1996, 2003)

Rushing Offense – 3,842 yards, 2009

Pass Offense – 4,144 yards, 1996, 14 games,

Total Offense – 7,313 yards, 2009

Total Defense – 1,275 yards, 1967

Pass Defense – 552 yards, 1960

Rush Defense – 206 yards, 2008, 14 games

Rush Defense Avg. Per game – 14.7 yards per game, 2008, 15 games

Rush Defense Avg. rush – 0.6 yards per carry (349 carries, 206 yards), 2008, 15 games

Defensive Scoring Average points per game – 5.9 (83), 2008

Shutouts – 7, 2008, 15 games

Season Records

Individual

Points – 194, David Ruter, 1998

Total TDs – 32, David Ruter, 1998

Rushing TDs -- 29, David Ruter 1998

Rushing Yards – 1,726, David Ruter, 1996

Carries – 343, Mike Dvoracek, 2005

Passing Yards – 3,993, Kurtiss Riggs, 1996

Pass Attempts – 400, Kurtiss Riggs, 1996

Receiving Yards, Career	
1. Dusty Hovorka, 2003-06	4,801
2. Jon Ryan, 2007-10	3,462
3. Kalen DeBoer, 1993-96	3,400
4. Alex Anderson, 2007-10	3,012
5. Josh Angulo, 2013-	2,115
6. Josiah Fenceroy, 2004-07	1,901
7. Trey Erickson, 2004-07	1,751
8. Brady Rose, 2013 -	1,691
9. Zach Rutten, 1997-2001	1,642
10. Michael Warren, 2003-06	1,612
11. Todd Peterson, 1985-88	1,580
12. Travis Krant, 1996-98	1,524
4. Alex Anderson, 2006-10	32
5. Randy Lang, 1979-82	23
6. Jason Yurkovich, 1994-97	22
7. Josh Angulo, 2013 -	21
7. Jeremy Gardner, 1994-96	21
9. Zach Rutten, 1997-01	19
10. Brady Rose, 2013	16

Quarterback Sacks, Career	
1. Darin Martyna, 1998-2002	34
2. Todd Knutson, 1982-83	33
3. Brian Koch, 1993, 1995-97	32
4. Ralph Duke, 1989-92	30
5. Rusty Stewart, 1983-85	27
6. Kyle Dreckman, 2003-06	26
7. Jerry Muston, 1986-89	25
8. Larry Wilson, 1993-86	23.5
9. Travis Dumke, 1993-96	21.5
10. Letarius Lee, 2004-07	18.5

Receiving TDs, Career

1. Dusty Hovorka, 2003-06	55
2. Jon Ryan, 2006-10	52
3. Kalen DeBoer, 1993-96	33

Kicking - Career

Name	Year	FG	PAT	Points
1. Braden Wieking	2009-12	52	237	393
2. Matt Lingren	2005-08	41	236	359
3. TC Fraser	2002-04	44	163	295
4. Michael Kuiper	1994-97	14	172	214
5. Brad Hatfield	2013-14	22	102	172
6. Matt Kuiper	1998-2001	11	120	153
7. Steve Young	1980-83	14	75	117
8. Aaron Beavers	1985-88	13	63	102

Interceptions, Career

Name	No.	Yds.	Avg.
1. Solomon St. Pierre	22	521	23.6
2. John Fuller (1982-85)	18	192	10.7
3. Trevor Holleman (2006-09)	16	282	18.8
Phil Porter (1994-97)	16	115	7.2
Brian Brooks (1989, 91-93)	16	60	3.8
6. Leo Fenceroy (2001-02)	15	141	9.4
7. D.J Edman (1975-78)	15	NA	NA
8. Bob Garry (1969-72)	14	221	15.8
Dennis Cleveland (1969-72)	14	170	12.1
Tony Rowe	14	112	8.0

Scoring -- Career

Name	Year	TD	FG	PAT	Points
1. David Ruter	1995-98	85	0	4	518
2. Braden Wieking	2009-12	0	52	237	393
3. Mike Dvoracek	2003-06	64	0	0	384
4. Nick Kortan	1999-2002	63	0	0	378
5. Matt Lingren	2005-08	0	41	236	359
6. Dusty Hovorka	2003-06	58	1	0	350
7. Terry Austin	1992-95	52	7	0	326
8. Ryan Lowmiller	2006-09	50	0	0	300
9. Jim Pehringer	1987-90	49	2	0	298
10. Dax Michelena	1997-2001	47	0	0	282

Season Lists

Passing TDs, Season – Top 10

1. Kurtiss Riggs, 1996	55
2. Jon Eastman, 2010	45
3. Lorenzo Brown, 2009	40
4. Chad Cavender, 2006	38
5. Luke Papilion, 2015	30
6. Kurtiss Riggs, 1995	28
7. Luke Papilion, 2014	26
7. Chad Cavender, 2007	26
7. Taylor Perkins, 2012	26
10. Lorenzo Brown, 2008	25
Joe Wright, 2005,	25

Receiving Yards, Season Top-10

1. Jon Ryan, 2010	1,430
2. Kalen DeBoer, 1996	1,372
3. Dusty Hovorka, 2006	1,304
4. Dusty Hovorka, 2004	1,191
5. Kalen DeBoer, 1995	1,176
6. Dusty Hovorka, 2003	1,174
7. Dusty Hovorka, 2005	1,132
8. Grant Brecher, 2003	1,015
9. Eric Eidsness, 1989	995
10. Jon Ryan, 2009	992

Passing TDs, Season – Top 10

1. Kurtiss Riggs, 1996	55
2. Jon Eastman, 2010	45
3. Lorenzo Brown, 2009	40
4. Chad Cavender, 2006	38
5. Luke Papilion, 2015	30
6. Kurtiss Riggs, 1995	28
7. Luke Papilion, 2014	26
7. Chad Cavender, 2007	26
7. Taylor Perkins, 2012	26
10. Lorenzo Brown, 2008	25
Joe Wright, 2005,	25

Receptions, Season Top-10

1. Kalen DeBoer, 1996	99
2. Kalen DeBoer, 1995	83
3. Jon Ryan, 2010	81
4. Dusty Hovorka, 2006	76
5. Dusty Hovorka, 2004	76
6. Dusty Hovorka, 2005	73
7. Grant Brecher, 2003	72
8. Trey Erickson, 2007	71
9. Carrington Hanna, 2012	69
10. Dusty Hovorka, 2003	66

Passing Yards

Name	Yards	Att.	Comp.	Pct.	TD
1. Dax Michelena, 1997-98, 2000-'01)	7,665	937	518	55.3	72
2. Kurtiss Riggs, 1993-'96	7,329	801	496	62.0	85
3. Chad Cavender, 2006-'07	7,089	737	496	67.3	64
4. Ed Koester, 1985-'89	6,915	1,079	533	49.4	44
5. Luke Papilion, 2013–present	6,783`	922	537	57.9	62
6. Jon Burckhardt, 1999, 2001-'03	5,559	726	419	57.3	39
7. Lorenzo Brown, 2008-'09	5,253	611	391	64.0	65
8. Joe Wright , 2002-'05	4,920	606	350	57.8	43
9. Taylor Perkins, 2011-'12	3,500	479	269	56.2	37
10. Jay Eidsness, 1992-'94	3,149	451	226	50.1	22

Passing TD, Career

Name	TDs
1. Kurtiss Riggs, 1993-96	85
2. Dax Michelena, 1997-2001	72
3. Lorenzo Brown, 2008-09	65
4. Chad Cavender, 2006-07	64
5. Luke Papilion (2013–)	62
6. Ed Koester, 1985-89	44
7. Joe Wright, 2002-05	43
8. Jon Burckhardt, 1999/2001-03	39
9. Taylor Perkins, 2011-12	37
10. Jay Eidsness, 1991-94	22

Receptions, Career

Name	Rec.
1. Dusty Hovorka, 2003-'06	291
2. Kalen DeBoer, 1993-'96	234
3. Jon Ryan, 2007- 10	199
4. Alex Anderson, 2007- 10	193
5. Trey Erickson, 2004-'07	151
6. Josh Angulo, 2013 -	150
7. Brady Rose, 2013 -	132
8. Josiah Fenceroy, 2004-'07	131
9. Zach Rutten, 1997-2001	106
10. Travis Krant, 1996-98	104

Rushing, Career

Name	Yards	Attempts	Avg.	TDs
1. David Ruter, 1995-'98	4,783	677	7.1	
2. Mike Dvoracek, 2003-'06	4,658	866	5.4	
3. Nick Kortan, 1999-2002	4,331	762	5.7	
4. Jim Pehringer, 1987-90	3,454	847	4.1	
5. Ryan Lowmiller, 2006-09	3,137	557	5.6	
6. Terry Austin, 1992-95	3,115	488	6.4	
7. Dax Michelena, 1997-2001	2,755	589	4.7	
8. Luke Papilion (2013-)	2,396	383	6.3	
8. Nephi Garcia (2013-14)	2,258	427	5.3	
8. Erik Cimpl ('05-'08)	2,254	446	5.1	
9. Kristian Porter ('08-'12)	2,081	353	5.9	

Total offense yards

	Plays	Yards
1. Dax Michelena, 1997-2001	1526	10,410
2. Luke Papilion (2013-)	1305	9179
3. Ed Koester (1987-89)	1284	7199
3. Chad Cavender (2006-07)	820	7143
4. Lorenzo Brown (2008-09)	901	6982
5. Kurtiss Riggs (1993-96)	837	6882
5. Jon Burckhardt (2000-03)	798	5373
6. Joe Wright (2001-05)	821	5273
7. Taylor Perkins (2011-12)	631	3975
8. Nick Kortan (621-3668) - 2000-02	621	3668

(Editor's note: The following top 10 lists were culled from available records and date primarily back to the 1994 season.)

Top 10 - Season Points Scored

1. **775**, 2009 (15 games) (USF, 775; OPP, 158)
- 2: **636**, 1996 (14 games) (USF, 636; OPP, 227)
3. **602**, 2007 (14 games) (USF, 602; OPP, 139)
4. **577**, 2010 (14 games) (USF-577; OPP, 119)
5. **541**, 2006 -- USF-541; OPP, 102
6. **520**, 1997 -- USF, 520; OPP, 211
7. **512**, 2014 -- USF, 512; OPP, 209
8. **511**, 2008 -- USF, 511; OPP, 83
9. **505**, 2001 -- USF, 505; OPP, 215
10. **491**, 2004 -- USF, 491; OPP, 169

Points Allowed, Season

1. **58**, 1967 (9 games)
2. **83**, 2008 (14 games)
3. **92**, 1982 (9 games)
4. **102**, 2006
5. **104**, 1966
6. **115**, 1988
7. **119**, 2010
8. **122**, 1974
9. **123**, 1973
10. **126**, 2002

Offensive Touchdowns

1. **92**, 2009 - Rush - 50 - Pass - 42
2. **86**, 1996 - Rush - 50 - Pass - 57
3. **76**, 2007 - Rush - 47 - Pass : 29
4. **73**, 2010 - Rush - 24 - Pass - 49
5. **72**, 1997 - Rush - 36 - Pass - 36
6. **70**, 2006 - Rush - 32 - Pass - 38
7. **62**, 2008 - Rush - 35 - Pass - 27
8. **59**, 2005 - Rush - 34 - Pass - 25
9. **58**, 2014 - Rush - 30 - Pass - 28
10. **57**, 2007 - Rush - 38 Pass - 19

Top 10 - Game Totals Points, Game

1. **80**, vs. Concordia, Neb., @ Seward, Neb., 9-26-2009, 80-0
2. **76**, vs. Dana, @ Blair, Neb., 9-12-2009, 76-3
- 3: **73**, vs. MSU, Moorhead, @ Moorhead, Minn., 9-27-2014, 73-21
- 4: **72**, vs. Tabor, @ Sioux Falls, 11-20-04,

- 72-11; vs. Midland Lutheran, @ Sioux Falls, 10-23-2004, 72-14
- 6: **71**, vs. SD Tech, @ Sioux Falls, 10-22-2011, 71-0
- 7: **70**, vs. Dana, @ Sioux Falls, 09-13-2008, 70-0
- 8: **69**, vs. Midland Lutheran, @ Fremont, Neb., 9-08-2007, 69-3; vs. S.D.; vs. South Dakota Tech, @ DakotaDome, Vermillion, S.D., 10-25-1997, 69-26; 69 vs. Upper Iowa, 11/14/2015
- 10: **68**, vs. Mt. Senario, 10-10-1998, 68-19.

First Downs

1. **40**, vs. Concordia (NE), 9-26-2009
- 2: **38**, vs. MidAmerica Nazarene, 12-04-2010
- 3: **34**, vs. Southwest Minnesota, 10-05-13; vs. Minnesota-Crookston, 9-28-2013
- 5: **33**, vs. MSU Moorhead @ Moorhead, Minn., 9-27-2014; vs. Concordia, 9-27-08; vs. Dana: 09-13-2008, vs. Huron, 10-03-1998
- 9: **32**, vs. Dana, 9-24-2005; vs. Tabor, 11-20-2004; vs. Dana, 10-18-2003; vs. Winona State, 10-10-15.

Total Offense, Game, Opp. Most Yards, Game (plays, yards)

1. **828**, vs. Southwest Minnesota State, 94-828, 10-05-2013
2. **666**, vs. Upper Iowa, 106-666, 10-26-2012
3. **663**, vs. MSU-Moorhead, 97-663, 9-27-2015
4. **661** vs. Winona State, 98-661, 10-10-2015
5. **606** vs. Upper Iowa, 100-606, 11-8-2014
6. **592**, vs. Washburn University, 77-592, 9-1-2011
7. **589**, vs. Winona State, 74-589, 10-12-2013
8. **563**, vs. Minnesota State, 67-593, 11-9-2013
9. **562** vs. Minnesota-Crookston, 79-563, 9-12-2015
10. **556**, vs. Carroll College, 82-556, 12-03-2005

Total Offense, Team Game Most Yards, Game (plays, yards)

1. **706**, vs. Concordia, Neb., 85-706, 09-

- 26-2009
2. **680**, vs. Minnesota-Crookston, 89-680, 9-28-2013
3. **678**, vs. Nebraska-Wesleyan, 63-678, 11-02-1996
4. **673**, vs. Midland Lutheran, 60-673, 9-21-1996
5. **663**, vs. MSU, Moorhead, 96-660, 9-27-2014
6. **660**, vs. Concordia, Neb., 96-660, 9-27-2008
7. **655**, vs. Tabor, 84-655, 11-20-2004
8. **653**, vs. Black Hills State, 69-653, 10-18-1997
9. **649**, vs. Dakota Wesleyan, 51-649, 10-24-2009
10. **645**, vs. S.D. Tech, 72-645, 10-25-1997

Total Offense - Plays - Individual

1. **68**, Luke Papilion vs. Henderson State, 11-21-2015
2. **67**, Carrington Hanna vs. Upper Iowa, 11-2-2013
3. **60**, Dax Michelena vs. Georgetown College; Dec 15, 2001 (20 rush, 40 pass)
4. **58**, Taylor Perkins vs. Wayne State (Neb.); Nov 10, 2012 (11 rush, 47 pass)
4. **58**, Taylor Perkins at Minnesota State; Nov. 3, 2012 (21 rush, 37 pass)
6. **57**, Dax Michelena vs. NW Oklahoma St.; Sep 23, 2000 (17 rush, 40 pass)
6. **57**, Luke Papilion at MSU Moorhead; Sep 27, 2014 (17 rush, 40 pass)
8. **56**, Carrington Hanna vs. Augustana; Oct 26, 2013 (19 rush, 37 pass)
8. **56**, Luke Papilion vs. Minnesota State; Nov 7, 2015 (13 rush, 43 pass)
10. **55**, Luke Papilion at Minnesota State; Nov 1, 2014 (23 rush, 32 pass)
10. **55**, Matt Young vs. Minnesota State; 11-9,-2013 (17 rush, 38 pass)

Total Offense - Game -- Individual

1. **506**, Luke Papilion; Winona State; 10-10, 2015 (93 rush, 413 pass)
2. **475**, Chad Cavender vs. Jamestown; 11-18-2006 (38 rush, 437 pass)
3. **449**, Dax Michelena vs. NW Oklahoma St.; 9-23-2000 (41 rush, 408 pass)
4. **444**, Kurtiss Riggs vs. Nebraska-Wesleyan, 11-2-1996 (-13 rushing, 457 passing)

Cougars History -- Top 10 Lists

- 5. 443**, Kurtiss Riggs vs. Midland Lutheran, 9-21-1996 (2 rush, 441 passing)
- 5. 443**, Luke Papilion at MSU Moorhead, Sep 27, 2014 (125 rush, 318 pass)
- 7. 438**, Carrington Hanna at Concordia-St. Paul, 10-19-2013 (31 rush, 407 pass)
- 8. 431**, Kurtiss Riggs vs. Western Washington (DII championship), 12-21-1996 (0 rush, 431 passing)
- 9. 425**, Jon Eastman at Hastings, 9-25-2010 (39 rush, 386 pass)
- 10. 407**, Lorenzo Brown vs. Concordia (Neb.), 9-27-2008 (12 rush, 395 pass)

Total Offense - Game -- Avg. Play

- 1. 16.4**, Cavender, Chad; Jamestown, 11-18-2006 (29-475)
- 2. 14.4**, Lorenzo Brown at Northwestern (Iowa); 10-31-2009 (25-361)
- 3. 13.7**, Chad Cavender at Doane (Neb.) 10-21-2006 (20-274)
- 4. 13.4**, Joe Wright at Briar Cliff, 9-17-2005 (25-334)
- 5. 12.9**, Jon Burckhardt, Briar Cliff, 11-1-2003 (22-284)
- 6. 11.6**, Jon Eastman vs. Dakota Wesleyan, 10-23-2010 (31-360)
- 6. 11.6**, Chad Cavender vs. Concordia (Neb.), 9-2-2006 (31-359)
- 8. 11.4**, Chad Cavender, Midland Lutheran; 9-30-2006 (26-296)
- 9. 11.2**, Lorenzo Brown at Concordia (Neb.), 9-26, 2009 (28-314)

Passing Yards -- Game

- 1. 457**, Kurtiss Riggs vs. Nebraska Wesleyan, 11-02-1996
- 2. 441**, Kurtiss Riggs vs. Midland Lutheran, 9-21-1996
- 3. 437**, Chad Cavender vs. Jamestown College, 11-18-06
- 4. 431**, Kurtiss Riggs, Western Washington (1996 title game), 12-21-1996
- 5. 413**, Luke Papilion, Winona State, 10-10-2015
- 6. 408**, Dax Michelena vs. Northwest Oklahoma State, 408 yards, 9-23-2000
- 7. 407**, Carrington Hanna vs. Concordia St. Paul, 10-19-2013 (USF DII record)
- 8. 397**, Dax Michelena, Northwestern, Iowa, 9-22-2001
- 9. 395**, Lorenzo Brown vs. Concordia,

Neb., 9-27-2008

10. 387, Jon Burckhardt vs. Dana, 10-18-2003

Passing Completions, Game

- 1. 34**, Carrington Hanna vs. Upper Iowa, 11-2-2013
- 2. 32**, Luke Papilion vs. Henderson State (DII playoffs) 11-21-2015
- 3: 30**, Kurtiss Riggs vs. Nebraska Wesleyan, 11-2-1996
- 4. 28**, Kurtiss Riggs vs. Midland Lutheran, 9-21-1996
- 5. 27, Luke Papilion vs. MSU Moorhead, 9-27-2014**
- 5. 27**, Taylor Perkins, vs. Wayne State (Neb.), 11-10-2012
- 5. 27**, Lorenzo Brown, vs. Concordia, Neb., 9-27-2008
- 5. 27**, Chad Cavender vs. Dana, 9-1-2007
- 9. 26**, Luke Papilion vs. Upper Iowa, 11-8-2014
- 9. 26**, Chad Cavender vs. Nebraska Wesleyan, 10-28-2006
- 9. 26**, Jon Burckhardt vs. Hastings, 10-04-2003
- 9. 26**, Joe Wright vs. Dana, 10-06-2001

Passing Attempts, Game

- 1. 51, Luke Papilion vs. Henderson State (DII playoffs), 11-21-2015**
- 2. 50**, Carrington Hanna vs. Upper Iowa, 11-2-2013
- 3. 47**, Taylor Perkins vs. Wayne State (Neb.), 11-10-2012
- 4. 45**, Jon Eastman vs. Morningside, 10-16-2010
- 4. 45**, Kurtiss Riggs vs. Black Hills State, 10-19-1996
- 4. 45**, Dax Michelena vs. Benedictine, 8-30-1997
- 7. 43**, Jon Burckhardt vs. Hastings, 10-04-2003
- 7. 43**, Jon Burckhardt vs. Dakota Wesleyan, 9-13-2003
- 7. 43**, Luke Papilion, vs. Minnesota State, 11-7-2015
- 9. 42**, Taylor Perkins vs. St. Cloud State, 8-30-2012
- 9. 42**, Lorenzo Brown vs. Concordia, Neb., 9-27-2008
- 9. 42**, Jon Burckhardt vs. Dana, 10-18-2003

Passing TDs, Game

- 1. 8**, Kurtiss Riggs, vs. Nebraska Wesleyan, 11-2-1996
- 2: 6**, Jon Eastman vs. Dakota Wesleyan, 10-23-2010;
- 2. 6**, Joe Wright vs. Dakota Wesleyan, 9-11-2004
- 2. 6**, Dax Michelena vs. Northwestern, Iowa, 9-22-2001
- 2. 6**, Kurtiss Riggs vs. Midland Lutheran, 9-21-1996
- 2. 6**, Danny Martin vs. Dakota Wesleyan, 11-06-1997
- 2. 6**, Luke Papilion vs. Concordia St. Paul, 10-31-2015
- 8. 5, Luke Papilion vs. Minnesota-Crookston, 9-12-2015**
- 8. 5**, Taylor Perkins vs. Southwest Minnesota State, 9-29-2012
- 8. 5**, Jon Eastman vs. Mid-America Nazarene, 12-4-2010
- 8. 5**, Jon Eastman vs. Doane, 9-18-2010
- 8. 5**, Lorenzo Brown vs. Briar Cliff, 10-8-2009/
- 8. 5**, Chad Cavender vs. Jamestown College, 11-18-2006
- 8. 5**, Jon Burckhardt vs. Dakota Wesleyan, 9-13-2003
- 8. 5**, Kurtiss Riggs vs. Western Washington, 12-21-1996
- 8. 5**, Kurtiss Riggs vs. Northwestern, Iowa, 12-7-1996
- 8. 5**, Kurtiss Riggs vs. Dakota Wesleyan, 11-10-1996
- 8. 5**, Kurtiss Riggs vs. Concordia, Neb., 9-7-1996
- 8. 5**, Dax Michelena vs. Ottawa, 11-22-1997.

Rushing Yards, Game

- 1. 315** -- David Ruter (33-315-4 TDs) vs. U-Mary, 11-23-1996
- 2. 309** -- David Ruter (29-309-4 TDs) vs. Olivet Nazarene, 11-21-1996
- 3. 256** -- Steve Pickerl (256) vs. Westmar, 1979
- 4. 248** -- Nick Kortan (27-248-2) vs. Benedictine College, 12-1-2001
- 5. 240** -- **Luke Papilion (19-240-5 TDs) vs. Northern State, 9-14-2013**
- 6. 225** -- Nephi Garcia (17-225-3 TDs) vs. Wayne State, 11-22-2014
- 7. 224** - Nick Kortan (33-224-4 TDs) vs. Northwestern, Iowa, 10-26-2002

Cougars History -- Top 10 Lists

8. 222 -- David Ruter (14-222--3 TDs), vs. Jamestown, 9-14-1996

9. 213 -- Andre McWell (13-213-3 TDs) vs. Concordia, Neb., 9-3-1994; **9. 213**, Nick Kortan (21-213-TD) vs. Huron, 9-5-2002

Rushing TDs

1. 5, Luke Papilion vs. Northern State, 9-14-2013

1. 5, Ryan Lowmiller vs. Dakota Wesleyan, 10-24-2009

1. 5, Ryan Lowmiller vs. Dana, 9-13-2008

1. 5, David Ruter vs. Black Hills State, 10-24-1998;

1. 5, David Ruter vs. Huron, 10-03-1998

2. 4, Mike Dvoracek vs. Nebraska Wesleyan, 10-29-2005

2. 4, Mike Dvoracek vs. Briar Cliff, 10-30-2004

2. 4, Ryan Simmons vs. Morningside, 11-8-2003

2. 4, Andy Thomas vs. Kansas Wesleyan, 11-23-2002

2. 4, Nick Kortan vs. Northwestern, Iowa, 10-26-2002

2. 4, Nick Kortan vs. Dana, 10-19-2002

2. 4, David Ruter vs. U-Mary, 11-14-1998

2. 4, David Ruter vs. U-Mary, 11-23-1996

2. 4, Terry Austin vs. Dakota State, 10-14-1995.

Receiving Yards, Game

1. 243, Derek Oldert (11-243-TD) vs. Dakota Wesleyan, 9-25-1999

2. 217, Dustan Hovorka (8-217-4 TDs), vs. Briar Cliff, 9-17-2005

3. 206, Dustan Hovorka (11-206-5 TDs), vs. Dakota Wesleyan, 9-11-2004

4. 187, Grant Brecher (10-187-TD), vs. Dana, 10-18-2003

5. 182, Kalen DeBoer (15-182-3 TDs), vs. Nebraska-Wesleyan, 11-2-1996

6. 180, Wes Smith (10-180-0 TDs), vs. Upper Iowa, 11-2-2013

6. 180, Grant Brecher (10-180-TD), vs. Midland Lutheran, 10-25-2003

6. 180, Nick Kortan (8-180-3 TDs), vs. Northwestern Oklahoma State, 9-22-2001

9. 175, Jon Ryan, 7-175-3 TDs, vs. Morningside, 10-16-2010

10. 171, Kalen DeBoer (6-171-3 TDs), vs.

Concordia, Neb., 9-7-1996

Pass Receptions

1. 15, Kalen DeBoer, vs. Nebraska Wesleyan, 11-2-1996

2. 13, Kalen DeBoer vs. Midland Lutheran, 09-21-96

3. 12, Wes Smith vs. Upper Iowa, 11-2-2013

3. 12, Dustan Hovorka vs. Concordia, Neb., 9-27-2003

3. 12, Kalen DeBoer, vs. Black Hills State, 10-19-1996

3. 12, Kalen DeBoer vs. Black Hills State, 10-28-1995

7. 11, Carrington Hanna, vs. Winona State, 10-12-13

7. 11, Dustan Hovorka vs. Dana, 10-16-2004

7. 11, Dustan Hovorka vs. Dakota Wesleyan, 9-11-2004

7. 11, Michael Warren vs. Dana, 10-18-2003

7. 11, ; Derek Oldert vs. Dana, 10-18-2003

7. 11, Derek Oldert vs. Dakota Wesleyan, 9-25-1999

Receiving TDs, Game

1. 5, Dustan Hovorka vs. Dakota Wesleyan, 11-04-2006

1. 5, Dustan Hovorka vs. Nebraska Wesleyan, 9-4-2004;

3. 4, Dustan Hovorka vs. Briar Cliff, 9-17-2005

3. 4, Jeremy Gardner vs. Midland Lutheran, 9-21-1996;

5. 3, Josh Angulo vs. Central Oklahoma, 12-06-2014

5. 3, Jeremiah Oates vs. Minot State, 9-15-2012

5. 3, Jeremiah Oates vs. SD Tech, 10-22-2011

5. 3, Jon Ryan vs. Mid-America Nazarene, 12-4-2010

5. 3, Jon Ryan vs. Dordt, 11-6-2010

5. 3, Jon Ryan vs. Morningside, 10-16-2010

5. 3, Jon Ryan vs. Dordt, 11-6-2010

5. 3, Jon Ryan vs. Briar Cliff, 10-9-2010

5. 3, Jon Ryan vs. Morningside, 11-14-2009

5. 3, Alex Anderson vs. Nebraska Wes-

leyan, 10-6-2007

5. 3, Dustan Hovorka vs. Tabor College, 11-26-2005

5. 3, Nick Kortan vs. Northwestern College, 10-13-2001

5. 3, Derek Oldert vs. Dakota State, 10-16-1999

5. 3, Trevor DeCurtins vs. Dakota Wesleyan, 11-6-1997

5. 3, Kalen DeBoer vs. Nebraska Wesleyan, 11-2-1996

5. 3, Jeremy Gardner vs. Nebraska-Wesleyan, 11-2-1996

5. 3, Kalen DeBoer vs. Concordia, Neb., 9-07-1996

5. 3, Kalen DeBoer vs. Huron, 9-30-1995

Rushing Yardage Attempts

1. 77, vs. Southwest Minnesota State, 77-424, 10-05-2013,

2. 66, vs. Nebraska Wesleyan, 66-283, 10-29-2005

3. 64, vs. Nebraska Wesleyan, 64-408, 10-28-2000

4. 62, vs. Morningside, 62-314, 11-15-2008; vs. Dana, 62-363, 9-13-2008

6: 60, vs. Upper Iowa, 60-282, 11-8-2014; vs. Minot State, 60-212, 9-06-2014

8. 59, vs. St. Cloud State, 59-185, 9-19-2014; vs. Winona State, 59-348, 10-12-2013; vs. St. Francis, 59-241, 12-6-2008

2008 team employed shutdown defense en route to title

In a pair of wins during the 2008 national championship season (NAIA) twice the Cougars set a school record by limiting opponents to a minus four total offensive yards for an entire game. On Sept. 13, 2008, USF defeated Dana College, 70-0, and held them to -41 yards on 15 carries rushing, which set a school record, and just 37 passing yards. In a 19-0 win on Oct. 25, 2008, USF held Northwestern (Iowa) to a minus four total yardson 39 plays. The Cougars held Northwestern's ground game to -22 yards on 22 carries and just 18 yards passing. In 2008, USF gave up just 83 points, 206 yards rushing on 349 attempts and 1,326 pass yards for a remarkable 109.4 yards in total offense per game in a 14-0 season.

Cougars History -- Rushing, Passing, Receiving Lists

NCAA DII – 100 yard Rushing Games

200 yards

240 -- Luke Papilion, 19-240-5 TDs, vs. Northern State, 9-14-13

225 -- Nephi Garcia, 17-225-3 TDs, vs. Wayne State, 11-22-2014

150-199 yards

194 -- Luke Papilion, 27-194-3 TDs, vs. Southwest Minnesota State, 10-5-2013

167 -- Nephi Garcia, 18-167-TD, vs. UM-Crookston, 9-28-2013

159 -- Nephi Garcia, 29-159-3 TDs vs. Augustana, 10-26-2013

159 -- Nephi Garcia, 22-159-TD vs. Northern State, 9-14-2013

157 -- Luke Papilion, 19-157-2 TDs, vs. Winona State, 10-12-2013

100-150 yards

146 -- Nephi Garcia, 24-146-2 TDs, vs. Concordia St. Paul, 10-4-2014

146 -- Nephi Garcia, 28-146-2 TDs, vs. Southwest Minnesota State, 10-5-2013

143 -- Jordan Taylor, 22-143-TD, vs. William Jewell, 10-1-2011

139 -- Chevon Walker, 11-139-2 TDs, Dordt College, 11-6-2010

137 -- Jordan Taylor, 13-137-2 TDs, vs. SD Mines & Tech, 10-22-2011

134 -- Nephi Garcia, 25-134-3 TDs, vs. Bemidji State, 9-13-2014

130 -- Luke Papilion, 18-130-TD, vs. Augustana, 10-11-2014

129 -- Greg Lewis, 29-129-3 TDs vs. Westmar, 11-7-1982

125 -- Luke Papilion, 17-125-2 TDs, vs. Minnesota State, Moorhead, 9-27-2014

122 -- Nephi Garcia, 23-122-0 TDs, vs. Winona State, 10-12-2013

121 -- Nephi Garcia, 30-121-2 TDs, vs. #17 St. Cloud State, 9-19-2014

117 -- Kristian Porter, 14-117-TD, vs. Minnesota State, Moorhead, 9-8-2012

116 -- Carrington Hanna, 16-116-2 TDs, vs. William Jewell, 10-1-2011

114 -- Ryan Simmons, 26-114-0 TDs, vs. Northwestern College, 10-11-2003

113 -- Max Mickey, 12-113-TD, vs. Minnesota State, Moorhead, 9-27-2014

111 -- Brady Rose, 15-111-2 TDs, vs. Wayne State, 11-16-2013

111 -- Nephi Garcia, 24-111-0 TDs, vs. U-Mary, 9-21-2013

108 -- Kristian Porter, 20-108-2 TDs, vs. Upper Iowa, 10-26-2012

106 -- Nephi Garcia, 18-106-TD, vs. Upper Iowa, 11-8-2014

104 -- Nephi Garcia, 22-104-2 TDs, vs. Concordia-St. Paul, 10-19-2013



Passing/Game -- NCAA DII

400 Yards

413 -- Luke Papilion, 26-41--1-413-5 TDs, vs. Winona State, 10-10-2015

407 -- Carrington Hanna, 24-36-1-407-4 TDs, vs. Concordia St. Paul, 10-19-2013

300 Yards

331 -- Luke Papilion, 18-32-0-331-3 TDs, at Upper Iowa, 11-14-2015

318 -- Luke Papilion, 27-40-1-318-3 TDs, vs. Minnesota State Moorhead, 9-27-2014

317 -- Taylor Perkins, 18-31-317- 5 TDs, vs. Southwest Minnesota State, 9-29-2012

311 -- Luke Papilion, 20-30-1-311-3 TDs, at Wayne State (Neb.), 10-3-2015

306 -- Luke Papilion, 20-33-0-306-6 TDs, at Concordia, St. Paul, 10-31-2015

305 -- Taylor Perkins, 21-39-305-4 TDs, vs. Concordia St. Paul, 10-13-2012

250-299 Yards

298 -- Carrington Hanna, 34-50-2-298-2 TDs, vs. Upper Iowa, 11-2-2013

287 -- Taylor Perkins, 19-36-287-4 TDs, vs. Minot State, 9-15-2012

287 -- Luke Papilion, 26-33-287-2 TDs, vs. Upper Iowa, 11-8-2014

282 -- Luke Papilion, 22-38-2-282-TD, vs. Southwest Minnesota State, 10-18-2014

279 -- Luke Papilion, 32-51-3-279-0 TD, vs. Henderson State (DII playoffs), 11-21-2015

269 -- Luke Papilion, 23-36-1-269-TD, vs. Augustana, 10-24-2015

267 -- Taylor Perkins, 22-47-267-TD, vs. Wayne State, 11-10-2012

266 -- Luke Papilion, 15-26---266-3 TD, vs. U-Mary, 9-5-2015

254 -- Taylor Perkins, 25-42-254-3 TDs, vs. St. Cloud State, 8-30-2012

250 -- Luke Papilion, 21-32-2-250-2 TDs, vs. #1 Minnesota State, Mankato, 11-1-2014

NCAA DII – 100 yards Receiving/Game

150-199 yards

180 -- Wes Smith, 10-180-0 TDs, vs. Upper Iowa, 11-2-2013

Cougars History -- Rushing, Passing, Receiving

162 -- Jeremiah Oates, 6-162-0 TDs, vs. Upper Iowa, 10-26-2012

159 -- Brady Rose, 10-159-3 TDs, at Concordia St. Paul, 10-31-2015

100-149 yards

145 -- Josh Angulo, 8-145-TD, vs. Winona State, 10-10-2015

142 -- Josh Angulo, 7-142-3 TDs, Central Oklahoma (Mineral Water Bowl), 12-6-14

139 -- Carrington Hanna, 11-139-TD, vs. Winona State, 10-12-13

133 -- Eric Albeck, 6-133-2 TDs, vs. Concordia St. Paul, 10-19-2013

130 -- Josh Angulo, 8-130-TD, at Upper Iowa, 11-14-2015

129 -- Jeremiah Oates, 10-129-0 TDs, vs. Augustana, 10-20-2012

128 -- Carrington Hanna, 11-128-TD, vs. #1 Minnesota State, 11-9-2013

126 -- Jeremiah Oates, 6-126-3 TDs, vs. Minot State, 9-15-2012

126 -- Austin Van Hove, 8-126-0 TDs, vs. Concordia St. Paul, 10-19-2013

124 -- Josh Angulo, 12-124-0 TDs, vs. Upper Iowa, 11-2-2013

123 -- Brady Rose, 7-123-3 TDs, Winona State, 10-10-2015

120 -- Josh Angulo, 9-120-TD, vs. Minnesota State,

All-time Leaders in

100-yard Rushing Games (since 1994)

David Ruter	1995-98	22
Mike Dvoracek	2003-06	19
Nick Kortan	1999-2002,	18
Nephi Garcia	2013-14	12
Terry Austin	1992-95	10
Ryan Lowmiller	2006-09	10
Dax Michelena	1997-98, 2000-01	7
Luke Papilion	2013-	6

Moorhead, 9-27-2014

117 -- Brady Rose, 10-117-TD, Augustana, 10-24-2015

113 -- Carrington Hanna, 8-113-TD, vs. Concordia St. Paul, 10-13-2012

113 -- Carrington Hanna, 8-113-2 TDs, vs. St. Cloud State, 8-30-2012

112 -- Brady Rose, 8-112-TD, at Wayne State (Neb.), 10-3-2015

112 -- Jeremiah Oates, 5-112- 2 TDs vs. Southwest Minnesota State, 9-29-2012

111 -- Wes Smith, 4-111-2 TDs vs. Southwest Minnesota State, 10-5-2013

107 -- Jeremiah Oates, 4-107- 2 TDs vs. Concordia St. Paul, 10-13-2012

Overall (since 1994)

Rushing - 100 yards or more, Game

300-yards

315 -- David Ruter, 33-315-4 TDs vs. U-Mary, 11-23-1996 (1st Rd. playoffs)

309 -- David Ruter, 29-309-4 TDs vs. Olivet Nazarene, 11-21-1998 (1st Rd. playoffs)

200-yards

256 -- Steve Pickerl, 256, vs. Westmar, 1979

248 -- Nick Kortan, 27-248-2 TDs, Benedictine College, 12-1-2001 (playoff semifinals)

240 -- Luke Papilion, 19-240-5 TDs, vs. Northern State, 9-14-13

230 -- Galen Swoboda, 230, 1974

225 -- Nephi Garcia, 17-225-3 TDs, vs. Wayne State, 11-22-2014

222 -- David Ruter, 14-222--3 TDs, vs. Jamestown, 9-14-1996

224 -- Nick Kortan, 33-224-4 TDs, vs. Northwestern College, 10-26-2002

213 -- Andre McWell, 13-213-3 TDs, vs. Concordia (Neb.) College, 9-3-1994

213 -- Nick Kortan, 21-213-TD, vs. Huron, 9-5-2002

208 -- Jim Pehringer

209 -- Terry Austin, 19-209-3 TDs,, vs. Northwestern, Minn., 2002

205 -- Dax Michelena, 18-205-3 TDs, vs. Dakota Wesleyan, 9-26-1998

204 -- Mike Dvoracek, 35-204-TD, vs. Concordia (Neb.) University, 9-3-2005

200 -- Greg Lewis, 19-200-TD, vs. Black Hills State, 10-31-1982

150-199 yards

199 -- Mike Dvoracek, 37-199-TD, vs. #7 St. Xavier, 11-19-2005 (1st Rd. playoffs)

197 -- Ryan Lowmiller, 8-197-5 TDs, vs. Dakota Wesleyan, 10-24-2009

194 -- Luke Papilion, 27-194-3 TDs, vs. Southwest Minnesota State, 10-5-2013

194 -- Mike Dvoracek, 18-194-4 TDs, vs. Briar Cliff, 10-30-2004

191 -- Mike Dvoracek, 35-191-TD, vs. Morningside, 11-6-2004

189 -- Nick Kortan, 35-189-TD, vs. Doane College, 9-14-2002

181 -- Nick Kortan, 25-181-3 TDs, vs. Morningside, 10-5-2002

178 -- David Ruter, 22-178-3 TDs, vs. Dakota State, 10-17-1998

177 -- Mike Dvoracek, 32-177-2 TDs, vs. Hastings College, 9-9-2006

176 -- Nick Kortan, 42-176-TD, vs. Hastings College, 9-21-2002

176 -- Dax Michalena, 9-176-2 TDs, vs. Black Hills State, 10-24-1998

175 -- Jim Pehringer, 33-175-2 TDs, vs. Dakota Wesleyan, 10-16-1988

174 -- Jim Pehringer, 33-174-TD, vs. U-Mary, 11-5-1988

174 -- David Ruter, 23-174-3 TDs, vs. Midland Lutheran, 9-20-1997

Cougars History -- Rushing, Passing, Receiving Lists

173 – David Ruter, 29-173-TDs, vs. Huron, 10-3-1998
172 – Mike Dvoracek, 34-172-3 TDs, vs. Northwestern College (Iowa), 10-8-2005
171 – David Ruter, 9-171-3 TDs, vs. Mt. Senario, 10-10-1998
171 – Dax Michelena, 17-171-TD, vs. Black Hills State, 10-18-1997
170 – Terry Austin, 21-170-2 TDs, vs. Concordia (Neb.) College, 9-3-1984
169 – Nick Kortan, 26-169-3 TDs, vs. Concordia (Neb.), 9-28-2002
169 – Terry Austin, 19-169-3 TDs, vs. Northwestern College, 9-10-1994
169 – Terry Austin, 26-169-2 TDs, vs. Black Hills State, 10-1-1994
168 – Dax Michelena, 28-168-2 TDs, Nebraska Wesleyan, 10-28-2000
167 – Nephi Garcia, 18-167-TD, vs. UM-Crookston, 9-28-2013
166 – Mike Dvoracek, 15-166-0 TDs, vs. Dakota Wesleyan, 11-4-2006
166 – Mike Dvoracek, 37-166-4 TDs, vs. Nebraska Wesleyan, 10-29-2005
166 – David Ruter, 12-166-2 TDs, vs. Dakota State, 11-12-1996
164 – David Ruter, **30-164-TD**, vs. Evangel College, 12-14-1996 (at Springfield, Mo., Playoff Semifinals)
163 – David Ruter, 19-163-2 TDs, vs. Dakota Wesleyan, 9-26-1998
163 – Andre McWell, 14-163-TD vs. Black Hills State, 10-1-1994
161 – Ryan Lowmiller, 21-161-TD, vs. #4 St. Xavier, 12-5-2009 (Playoff Semifinals)
160 – Ryan Lowmiller, 17-160-TD, vs. Morningside, 11-14-2009
159 – Nephi Garcia, 29-159-3 TDs vs. Augustana, 10-26-2013
159 – Nephi Garcia, 22-159-TD vs. Northern State, 9-14-2013
158 – David Ruter, 24-158-3 TDs, vs. Dakota State, 11-7-1997
157 – Luke Papilion, 19-157-2 TDs vs. Winona State, 10-12-2013
157 – Nick Kortan, 16-157-TD, vs. Dakota Wesleyan, 10-20-2001
154 – Mike Dvoracek, 28-154-3 TDs, vs. Hastings College, 9-10-2005
152 – Lorenzo Brown, 29-152-2 TDs, vs Morningside, 11-15-2008
150 – Nelson Cumana, 30-150-TD, vs. Black Hills State, 1981
100-149 yards
149 – Max Mickey, 20-149-TD, vs. Minn. Crookston, 9-12-2015
148 – Jordan Taylor, 27-148-TD, vs. BHSU, 10-15-11
146 – Ryan Lowmiller, 17-146-2 TDs, vs. Morningside, 11-28-2009 (2nd Rd. Playoffs)
146 – Nephi Garcia, 24-146-2 TDs, vs. Concordia St.



Paul, 10-4-2014

146 – Nephi Garcia, 28-146-2 TDs, vs. Southwest Minnesota State, 10-5-13
146 – Mike Dvoracek, 21-146-TD, vs. Dana College, 11-6-2004
146 – Andre McWell, 14-146-2 TDs, vs. Northwestern College, 9-10-1994
145 – Nick Kortan, 30-145-3 TDs, vs. Concordia, Neb., 11-24-2001 (Playoffs 2nd Rd.)
144 – Mike Dvoracek, 26-144-TD, vs. Doane College, 9-2-2005
144 – Nick Kortan, 10-144-TD, vs. Northwestern College, 10-13-2001
144 – David Ruter, 7-144-3 TDs, vs. Huron, 9-27-1997
143 – Jordan Taylor, 22-143-TD, vs. William Jewell, 10-1-2011
143 – Terry Austin, 23-143-TD, vs. Midland-Lutheran, 10-17-1994
142 – Sam Robinson, 43-142-TD, vs. Westmar, 9-30-1966
139 – Chevon Walker, 11-139-2 TDs, Dordt College, 11-6-2010
139 – Mike Dvoracek, 18-139-2 TDs, vs. Doane, 11-13-2004
137 – Jordan Taylor, 13-137-2 TDs, vs. SD Mines & Tech, 10-22-2011
137 – Ryan Lowmiller, 22-137-TD, vs. Nebraska Wesleyan, 9-5-2009
137 – Nick Kortan, 24-137-TD, vs. Hastings College, 9-8-2001
136 – Ryan Lowmiller, 10-136-2 TDs, vs. Minot State, 11-21-2009 (Playoffs, 1st Rd.)
136 – David Ruter, 26-126-TD, vs. #2 Williamette U, 12-13-1997 (Semifinals, Playoff, Portland, Ore.)
135 – Mike Dvoracek, 23-135-3 TDs, vs. Midland Lutheran, 9-30-2006
135 – Terry Austin, 18-135-2 TDs vs. Dakota State, 10-22-1994
134 – Nephi Garcia, 25-134-3 TDs vs. Bemidji State, 9-13-2014
134 – Terry Austin, 10-134-TD vs. Valley City State (ND), 9-24-1994

Cougars History -- Rushing, Passing, Receiving Lists

133 - Nelson Cumana, 27-133-0 TDs, vs.USD-Springfield, 10-18-1981
132 - Kristian Porter, 8-132-TD, vs. Morningside, 11-28-2009 (Playoffs 2nd Rd.)
132 - Andy Thomas, 32-132-2 TDs, vs. Nebraska Wesleyan, 11-9-2002
130 - Luke Papilion, 18-130-TD vs. Augustana, 10-11-2014
130 - Ryan Lowmiller, 23-129-2 TDs, vs. Hastings College, 9-20-2008
129 - Lorenzo Brown, 19-129-0 TDs, vs. #1 Carroll College, 12-20-2008 (Playoff Championship)
129 - Ryan Lowmiller, 23-130-0 TDs, vs. Nebraska Wesleyan, 9-6-2008
129 - Dax Michalena, 10-129-2 TDs vs. S.D. Tech, 10-31-1998
127 - Mike Dvoracek, 30-127-TD vs. Northwestern College, 10-7-2006
127 - Ryan Simmons, 30-127- 2 TDs, vs. #12 Benedictine College, 11-22-2003
127 - Nick Kortan, 23-127-3 TDs, vs. Doane College, 11-10-2001
126 - Ryan Simmons, 23-126-4 TDs, vs. Morningside, 11-08-2003
125 - Luke Papilion, 7-125-2 TDs, vs. #7 Minnesota Duluth, 9-19-2015
125 - Luke Papilion, 17-125-2 TDs, vs. Minnesota State, Moorhead, 9-27-2014
125 - Nick Kortan, 16-125- 4 TDs, vs. Midland Lutheran, 10-11-2002
124 - Max Mickey, 21-124-2 TDs, vs. #7 Minnesota Duluth, 9-19-2015
124 - David Ruter, 20-124-5 TDs, vs. Black Hills State, 10-24-1998
123 - Nick Kortan, 9-123-3 TDs, vs. Dakota State, 9-1-2001
123 - David Ruter, 15-123-TD, vs. Northwestern College, 12-7-1996 (Playoffs, Quarterfinals)
122 - Nephi Garcia, 23-122-0 TDs vs. Winona State, 10-

12-2013
121 - Nephi Garcia, 30-121-2 TDs vs. #17 St. Cloud State, 9-19-2014
121 - Andy Thomas, 16-121-3 TDs, vs. S.D. Tech, 10-30-1999
120 - Nick Kortan, 21-120-TD, vs. Midland College, 9-29-2001
119 - Ryan Lowmiller, 27-119-TD, vs. Lindenwood, 12-19-2009
119 - David Ruter, 11-119--TD, vs. Midland Lutheran, 9-21-1996
118 - Mike Dvoracek, 24-118-2 TDs vs. Dana College, 9-24-2005
117 - David Ruter, 9-117-3 TDs, vs. S.D. Tech, 10-25-1997 (DakotaDome)
117 - Kristian Porter, 14-117-TD, vs. Minnesota State, Moorhead, 9-8-2012
116 - Carrington Hanna, 16-116-2 TDs, vs. William Jewell, 10-1-2011
116 - Lorenzo Brown, 10-116-2 TDs, vs. Dana College, 9-26-2009
115 - Nick Kortan, 15-115-2 TDs, vs. Dana, 10-7-2000
115 - Terry Austin, 15-115-2 TDs, vs. Huron University, 10-8-1994
115 - Terry Austin, 15-115-2 TDs, vs. Huron, 10-8-1994
114 - Lorenzo Brown, 9-114-3 TDs, vs. Northwestern College, 10-31-2009
114 - Mike Dvoracek, 26-114-2 TDs, vs. Midland Lutheran College, 10-1-2005
114 - Ryan Simmons, 26-114-0 TDs, vs. Northwestern College, 10-11-2003
114 - David Ruter, 15-114-TD, vs. Nebraska Wesleyan, 11-2-1996
113 - Max Mickey, 12-113-TD, vs. Minnesota State, Moorhead, 9-27-2014
113 - Ryan Lowmiller, 16-113-5 TDs, vs. Dana College, 9-13-2008
112 - Jake Crowl, 15-112-TD, vs. Doane College, 10-2-2009
111 - Brady Rose, 15-111-2 TDs, vs. Wayne State, 11-16-2013
111 - Mitch Dunbar, 17-111-0 TDs, Briar Cliff, 10-9-2010
111 - Terry Austin, 13-111-2 TDs vs. Dakota State, 11-4-1994
111 - Nephi Garcia, 24-111-0 TDs, vs. U-Mary, 9-21-2013
111 - Dax Michalena, 14-111-3 TDs, vs. Westmar, 10-4-1997
110 - Max Mickey, 21-110-TD, vs. Northern State, 9-26-2015
110 - Nick Kortan, 8-110-TD, vs. Dakota Wesleyan, 11-2-2002
110 - Mike Dvoracek, 28-110-TD, vs. #6 Tabor College, 11-26-2005 (2nd Rd. Playoffs)
109 - Dax Michalena, 20-109-TD vs. Nebraska-Wesleyan, 11-7-1998
109 - Chevon Walker, 8-109-2 TDs, vs. Briar Cliff, 10-9-2010
108 - Kristian Porter, 20-108-2 TDs vs. Upper Iowa, 10-



Cougars History -- Rushing, Passing, Receiving Lists

26-2012

108 -- **Kristian Porter**, 20-108-2 TDs vs. McKendree College, 11-27-2010

108 -- **David Ruter**, 15-108-3 TDs vs. S.D. Tech, 10-31-1998

106 -- **Nephi Garcia**, 18-106-TD vs. Upper Iowa, 11-8-2014

106 -- **Erik Cimpl**, 27-106-0 TDs, vs St. Francis, 12-6-2008 (Playoff Semifinals)

106 -- **Mike Dvoracek**, 22-106-2 TDs, vs. Tabor College, 11-20-2004

106 -- **Nick Kortan**, 23-106-0 TDs, vs. Nebraska Wesleyan, 10-27-2001

106 -- **Lamar Westbrook**, 15-106-2 TDs, vs. Westmar, 10-5-1996

106 -- **Terry Austin**, 18-106-TD, vs. Dakota Wesleyan, 10-29-1994

105 -- **Ryan Simmons**, 22-105-TD, vs. Doane College, 11-13-2010

104 -- **Nephi Garcia**, 22-104-2 TDs, vs. Concordia-St. Paul, 10-19-2013

104 -- **Jordan Taylor**, 16-104-0 TDs vs. Concordia, Neb., 10-19-2010

104 -- **Chevon Walker**, 8-103-TD, Doane College, 9-18-2010

103 -- **Chevon Walker**, 8-103-TD, Doane College, 9-18-2010

103 -- **David Ruter**, 17-103-2 TDs, vs. Westmar, 10-4-1997

102 -- **Trey Erickson**, 9-102-TD vs. Tabor College, 11-20-14

102 -- **Mike Dvoracek**, 11-102-3 TDs vs. Doane College, 10-21-2007

101 -- **Andy Thomas**, 24-101-4 TDs, vs. Dakota Wesleyan, 11-2-2002

101 -- **David Ruter**, 13-101-3 TDs, vs. Black Hills State, 10-18-1997

100 -- **Lorenzo Brown**, 19-100-TD, vs. North Dakota, 10-17-2009

100 -- **Erik Cimpl**, 18-100-0 TDs, vs. Langston, 11-29-2008 (Playoffs, 2nd Rd.)

100 -- **Trey Erickson**, 10-100-2 TDs vs. #6 Tabor, 11-26-2005 (2nd Rd. Playoffs)

100 -- **David Ruter**, 13-100-TD, vs. Nebraska Wesleyan, 11-1, 1997

100 -- **Kalen DeBoer**, 2-100-TD (76 yards) vs. South Dakota Tech, 10-15-1994

Passing, Game

400 Yards

457 -- **Kurtiss Riggs**, 30-39-457-8 TDs, vs Nebraska Wesleyan, 11-2-1996

441 -- **Kurtiss Riggs**, 28-41-00-441-6 TDs, vs. Midland Lutheran, 9-21-1996

437 -- **Chad Cavender**, 20-26-1-437-5 TDs, vs. #15 Jamestown, 11-18-2006

431 -- **Kurtiss Riggs**, 25-33-0-431-5 TDs, vs. Western Washington, 12-21-1996 (Savannah, Tenn., NAIA Cham-

pionship)

414 -- **Kurtiss Riggs**, 23-29-414-5 TDs, vs. Western Washington, 12-21-1996 (title game – playoffs)

408 -- **Dax Michelena**, 17-40-1-408-2 TDs, vs. Northwest Oklahoma State, 9-23-2000

407 -- **Carrington Hanna**, 24-36-1-407-4 TDs, vs. Concordia St. Paul, 10-19-2013

300-yards

397 -- **Dax Michelena**, 21-31-0-397-6 TDs, vs. Northwestern Oklahoma State, 9/22/2001

395 -- **Lorenzo Brown**, 27-42-0-395-4 TDs, vs. Concordia, Neb., 9-27-2008

387 -- **Jon Burckhardt**, 25-42-1-387-TD, vs. Dana College, 10-18-2003

386 -- **Jon Eastman**, 23-34-386-3 TDs, vs. Hasatings College, 9-25-2010

386 -- **Danny Martin**, 18-30-386-6 TDs, Dakota Wesleyan, DakotaDome, Vermillion, S.D., 11-8-1997

378 -- **Jon Burckhardt**, 26-43-0-378-3 TDs, vs. Hastings College, 10-04-2003

377 -- **Cha5d Cavender**, 22-32-1-377-3 TDs, vs. Briar Cliff, 9-16-2006

373 -- **Chad Cavender**, 20-34-2-373-TD, vs. Dakota Wesleyan, 10-13-2007

364 -- **Isaac Miller**, 17-26-364-3 TDs, vs. Dakota Wesleyan, 9-25-1999

360 -- **Jon Eastman**, 20-31-1-360-6 TDs, vs. Dakota Wesleyan, 10-23-2010

359 -- **Kurtiss Riggs**, 19-26-0-359-5 TDs, vs. Dakota Wesleyan (DakotaDome), 11-10-1996

353 -- **Jon Burckhardt**, 25-43-0-353-5 TDs, vs. Dakota Wesleyan, 9-13-2003

340 -- **Jon Burckhardt**, 17-35-0-340-0 TDs, vs. Nebraska Wesleyan, 9-6-2003

341 -- **Ed Koester**, 29-41-341 vs. Mary, 1988

335 -- **Chad Cavender**, 16-24-0-335-3 TDs, vs. Concordia, Neb., 9-2-2006

332 -- **Kurtiss Riggs**, 30-45-0-332-4 TDs, vs. Black Hills State, 10-19-1996

329 -- **Joe Wright**, 16-24-0-329-4 TDs, vs. Briar Cliff, 9-17-2005

329 -- **Jon Burckhardt**, 24-38-0-329-3 TDs, vs. Concordia, Neb., 9-27-2003

326 -- **Kurtiss Riggs**, 19-31-1-326-3 TDs,

325 -- **Joe Wright**, 21-30-0-325-3 TDs, vs. #4 Morning-side, 10-15-2005

320 -- **Chad Cavender**, 27-36-0-320-2 TDs, vs. Dana College, 91-2007

320 -- **Kurtiss Riggs**, 21-29-0-320-5 TDs, vs. Northwestern College, 12-7-1996 (Playoff, Quarterfinals)

319 -- **Kurtiss Riggs**, 22-32-0-319-4 TDs, vs. Huron, 9-28-1996

318 -- **Luke Papillion**, 27-40-1-318-3 TDs, vs. Minnesota State Moorhead, 9-27-2014

317 -- **Taylor Perkins**, 18-31-317- 5 TDs, vs. Southwest Minnesota State, 9-29-2012

314 -- **Jon Eastman**, 22-45-1-314-3 TDs, vs. Morning-side, 10-16-2010

Cougars History -- Rushing, Passing, Receiving Lists



309 – Chad Cavender, 26-35-0-309-2 TDs, vs. Nebraska Wesleyan, 10-28-2006
306 – Joe Wright, 21-28-0-306-TD, vs. Tabor College, 11-20-2004
305 – Taylor Perkins, 21-39-305-4 TDs, vs. Concordia St. Paul, 10-13-2012
301 – Jon Burckhardt, 16-20-301-3 TDs, vs. Briar Cliff, 11-1-2003
250-yards
298 – Carrington Hanna, 34-50-2-298-2 TDs, vs. Upper Iowa, 11-2-2013
297 – Chad Cavender, 20-25-0-297-2 TDs, vs. St. Xavier, 11-24-2007 (2nd Rd. Playoffs)
295 – Joe Wright, 19-31-3-295-2 TDs, vs. Dana College, 9-24-2005
295 – Kurtiss Riggs, 12-23-0-295-5 TDs, vs. Concordia, Neb., 9-7-1996
292 – Jon Eastman, 10-14-292-5 TDs, vs. Doane College, 9-18-2010
291 – Chad Cavender, 19-28-291-4 TDs, vs. Dakota Wesleyan, 11-4-2006
287 – Taylor Perkins, 19-36-287-4 TDs, vs. Minot State, 9-15-2012
287 – Luke Papilion, 26-33-287-2 TDs vs. Upper Iowa, 11-8-2014
286 – Chad Cavender, 21-29-0-286-TD, vs. Concordia, Neb., 10-27-2007
285 – Jon Eastman, 19-26-1-285-4 TDs, vs. Nebraska Wesleyan, 10-2-2010
285 – Chad Cavender, 13-16-0-285-3 TDs, vs. Midland Lutheran, 9-8-2007
282 – Luke Papilion, 22-38-2-282-TD vs. Southwest Minnesota State, 10-18-2014
282 – Jon Burckhardt, 19-40-3-282-09 TDs, vs. Midland Lutheran, 10-25-2003
276 – Chad Cavender, 13-16-1-276-4 TDs, vs. Doane, 10-21-2006
273 – Jon Burckhardt, 12-25-2-273-TD, vs. Northwestern College, 10-11-2003
272 – Chad Cavender, 20-33-0-272-3 TDs vs. #5 Missouri Valley, 12-2-2006 (playoff semifinals)
269 – Dax Michelena, 13-22-269-0 TDs, vs. Huron, 10-3-1998
268 – Dax Michelena, 13-20-1-268-4 TDs, vs. S.D. Tech, 10-25-1997 (DakotaDome)
268 – Chad Cavender, 17-24-0-268-3 TDs, Northwestern College, 9-15-2007
267 – Taylor Perkins, 22-47-267-TD, vs. Wayne State, 11-10-2012
264 – Lorenzo Brown, 19-24-0-264-2 TDs, vs. Dana College, 9-26-2009
264 – Dax Michelena, 23-27-0-264-3 TDs, vs. Hastings College, 9-9-2000
264 – Kurtiss Riggs, 22-35-0-264-3 TDs, vs. Jamestown College, 9-14-1996
260 – Lorenzo Brown, 17-26-1-260-4 TDs, vs. Morningside, 11-14-2009
258 – Joe Wright, 22-35-1-258-TD, vs. Doane College,

10-22-2005
258 – Chad Cavender, 20-26-1-258-3 TDs, vs. Nebraska Wesleyan, 10-6-2007e
257 – Dax Michelena, 16-24-0-257-2 TDs, vs. Midland Lutheran, 9-129-2 TDs
256 – Chad Cavender, 17-20-0-256-3 TDs, vs. Midland Lutheran, 9-30-2006
254 – Taylor Perkins, 25-42-254-3 TDs vs. St. Cloud State, 8-30-2012
253 – Chad Cavender, 18-31-2-253-TD, vs. Morningside, 9-22-2007
252 – Dax Michelena, 8-13-252-5 TDs, vs. #12 Ottawa University, 11-22-1997 (1st Rd. playoffs)
250 – Luke Papilion, 21-32-2-250-2 TDs vs. #1 Minnesota State, Mankato, 11-1-2014
250 – Jon Burckhardt, 19-34-0-250-TD, vs. Morningside, 10-5-2002

Receiving

100 yards or more receiving, Game

200 yards

243 – Derek Oldert, 11-243-TD, vs. Dakota Wesleyan, 9-25-1999
217 – Dustan Hovorka, 8-217-4 TDs, vs. Briar Cliff, 9-17-2005
206 – Dustan Hovorka, 11-206-5 TDs, vs. Dakota Wesleyan, 9-11-2004
150-199 yards
187 – Grant Brecher, 10-187-TD, vs. Dana, 10-18-2003
182 – Kalen DeBoer, 15-182-3 TDs, vs. Nebraska-Wesleyan, 11-2-1996
180 – Wes Smith, 10-180-0 TDs, vs. Upper Iowa, 11-2-2013
180 – Grant Brecher, 10-180-TD, vs. Midland Lutheran, 10-25-2003
180 – Nick Kortan, 8-180-3 TDs, vs. Northwestern Oklahoma State, 9-22-2001
175 – Jon Ryan, 7-175-3 TDs, vs. Morningside, 10-16-2010
171 – Kalen DeBoer, 6-171-3 TDs, vs. Concordia, Neb., 9-7-1996
169 – Charlie Johnson, 5-169-2 TDs, vs. Concordia (Neb.) College, 9-28-2002
168 – Travis Krant, 7-168-TD, vs. S.D. Tech, 10-25-1997
166 – Jon Ryan, 6-166-2 TDs, vs. Hastings College, 9-25-2010

Cougars History -- Rushing, Passing, Receiving Lists

166 – Dustan Hovorka, 11-166-4 TDs, vs. Dakota Wesleyan, 11-4-2006
165 – Dustan Hovorka, 8-165-TD, Northwestern College, 10-11-2003
165 – Dustan Hovorka, 12-165-2 TDs, vs. Concordia, Neb., 9-27-2003
162 – Jeremiah Oates, 6-162-0 TDs, vs. Upper Iowa, 10-26-12
158 – Mike Warren, 5-158-2 TDs, vs. #15 Jamestown, 11-18-2006
157 – Dustan Hovorka, 7-157-TD, vs. #6 Northwestern Oklahoma State, 12-6-2003 (Playoff Semifinals)
151 – Dustan Hovorka, 6-151-2 TDs, vs. Briar Cliff, 9-16-2006
150 – Derek Oldert, 9-150-0 TDs, vs. Hastings College, 9-4-1999
100-149 yards
146 – Jon Ryan, 7-146-2 TDs, vs. Dakota Wesleyan, 10-23-2010
146 – Jon Ryan, 5-146-3 TDs, vs. Briar Cliff, 10-9-2010
146 – Grant Brecher, 8-146-0 TDs, vs. #18 Hastings, 10-4-2003
146 – Kalen DeBoer, 13-146-TD, vs. Midland Lutheran, 9-21-1996
144 – Jeremy Gardner, 7-144-4 TDs, vs. Midland Lutheran, 9-21-1996
142 – Josh Angulo, 7-142-3 TDs, Central Oklahoma (Mineral Water Bowl), 12-6-14
140 – Dustan Hovorka, 3-140-2 TDs, vs. Dakota Wesleyan, 9-13-2003
140 – Zach Rutten, 6-140-TD, vs. Georgetown College, 12-15-2001 (Playoff Championship)
139 – Carrington Hanna, 11-139-TD, vs. Winona State, 10-12-13
137 – Dustan Hovorka, 5-137-2 TDs vs. Morningside, 10-15-2005
136 – Travis Krant, 7-136-0 TDs, vs. Huron, 10-3-1998
136 – Dustan Hovorka, 9-136-TD, vs. Nebraska Wesleyan, 10-29-2005
135 – Nick Kortan, 6-135-0 TDs, vs. Northwest Oklahoma State, 9-23-2000
135 – Andy Thomas, 4-135-TD, vs. Huron, 9-5-2002
135 – Josia Fenceroy, 7-135-TD, vs. Jamestown College, 11-18-2006 (1st Rd. Playoffs)
134 – Jon Ryan, 7-134-2 TDs, vs. Nebraska-Wesleyan, 10-2-2010
134 – Dustan Hovorka, 7-134-TD, vs. Tabor College, 11-20-2004
134 – Alex Anderson, 8-134-2 TDs, vs. Midland Lutheran, 9-8-2007
133 – Jeremy Gardner, 6-133-0 TDs, vs. Western Washington, 12-21-1996 (title game – playoffs)
133 – Jeremy Gardner, 6-133-3 TDs, vs. Nebraska Wesleyan, 11-2-1996
133 – Eric Albeck, 6-133-2 TDs, vs. Concordia St. Paul, 10-19-2013
131 – Dustan Hovorka, 7-131-2 TDs vs. Dakota Wesleyan, 11-5-2005



131 – Kalen DeBoer, 10-131-2 TDs, vs. Western Washington, 12-21-1996 (NAIA Champ. Game)
131 – Jeremy Gardner, 6-131-0 TDs, vs. Western Washington, 12-21-1996 (NAIA Champ. Game)
129 – Jeremiah Oates, 10-129-0 TDs, vs. Augustana, 10-20-2012
129 – Dustan Hovorka, 8-129-2 TDs, vs. #18 Hastings, 10-4-2003
129 – Travis Krant, 6-129-TD, vs. Dakota Wesleyan, 11-8-1997 (DakotaDome)
129 – Kalen DeBoer, 7-129-0 TDs, vs. Northwestern College, 9-10-1994
129 – Zach Rutten, 5-129-2 TDs, vs. Midland Lutheran, 9-129-2 TDs
128 – Carrington Hanna, 11-128-TD, vs. #1 Minnesota State, 11-9-2013
126 – Austin Van Hove, 8-126-0 TDs, vs. Concordia St. Paul, 10-19-2013
126 – Jeremiah Oates, 6-126-3 TDs, vs. Minot State, 9-15-2012
126 – Zach Rutten, 10-126-TD, vs. Hastings College, 9-9-2000
125 – Mike Boen, 6-125-TD, vs. Briar Cliff, 11-1-2003
125 – Zach Rutten, 4-125-TD, vs. Northwestern Oklahoma State, 9-23-2000
124 – Josh Angulo, 12-124-0 TDs, vs. Upper Iowa, 11-2-2013
124 – Trevor DeCurtins, 5-124-0 TDs, vs. Nebraska-Wesleyan, 11-7-1998
123 – Dustan Hovorka, 6-123-0 TDs vs. Concordia, Neb., 9-2-2006
122 – Chris Koletzky, 2-122-2 TDs, vs. Dana College, 10-19-2002
121 – Dustan Hovorka, 10-121-TD, vs. Doane College, 11-13-2004
120 – Jon Ryan, 3-120-2 TDs, vs. Dordt College, 11-7-2009
120 – Kalen DeBoer, 9-120-2 TDs, vs. Western Washington, 12-21-1996 (title game – playoffs)
120 – Josh Angulo, 9-120-TD, vs. Minnesota State, Moorhead, 9-27-2014
118 – Josia Fenceroy, 7-118-TD, vs. Dana College, 9-24-2005
118 – Michael Warren, 11-118-0 TDs, vs. Dana College, 10-18-2003
118 – Derek Oldert, 7-118-0 TDs, vs. S.D. Tech, 10-30-

Cougars History -- Rushing, Passing, Receiving Lists

1999

117 – Jason Yurkovich, 3-117-2 TDs, vs. Dakota Wesleyan, 11-10-1996

115 – Trey Erickson, 7-115-TD, vs. Morningside, 9-22-2007

115 – Jeremy Klaassen, 4-115-TD, vs. Northwestern Oklahoma State, 9-23-2000

115 – Kalen DeBoer, 4-115-0 TDs, vs. Valley City State (ND), 9-24-1994

113 – Carrington Hanna, 8-113-TD, vs. Concordia St. Paul, 10-13-2012

113 – Carrington Hanna, 8-113-2 TDs, vs. St. Cloud State, 8-30-2012

113 – Charles Johnson, 4-113-2 TDs, vs. Dakota Wesleyan, 9-13-2003

113 – Kalen DeBoer, 7-113-TD, vs. Evangel College, 12-14-1996 (Springfield, Mo., Playoff Semifinals)

112 – Alex Anderson, 5-112-2 TDs, vs. Nebraska Wesleyan, 10-2-2010

112 – Jeremiah Oates, 5-112- 2 TDs vs. Southwest Minnesota State, 9-29-12

111 – Wes Smith, 4-111-2 TDs vs. Southwest Minnesota State, 10-5-2013

109 – Dustan Hovorka, 7-109-0 TDs, vs. Northwestern College, 10-7-2006

108 – Alex Anderson, 4-108-TD, vs Northwestern College, 9-15-2007

108 – Dustan Hovorka, 4-108-2 TDs, vs. Dana College, 9-23-2006

107 – Jeremiah Oates, 4-107- 2 TDs vs. Concordia St. Paul, 10-13-2012

107 – Jeremy Gardner, 6-107-TD, vs. Jamestown, 9-14-1996

106 – Alex Anderson, 2-106-0 TDs, vs. Doane College, 10-2-2009

106 – Dustan Hovorka, 8-106-3 TDs, vs. Tabor College, 11-2005 (2nd Rd. Playoffs)

106 – Jason Yurkovich, 4-106-TD, vs. Nebraska Wesleyan, 11-1-1997

105 – Grant Brecher, 3-105-0 TDs, vs. Northwestern College, 10-11-2003

104 – Jon Ryan, 8-104-3 TDs, vs. Dordt College, 11-6-2010

104 – Jon Ryan, 3-104-2 TDs, vs. Doane College, 9-18-2010

104 – Josia Fenceroy, 5-104-TD, vs. Doane College, 10-21-2006

104 – Dustan Hovorka, 6-104-0 TDs vs. Briar Cliff, 10-30-2004

103 – Alex Anderson, 5-103-TD, vs Concordia, Neb., 9-27-2008

103 – Zach Rutten, 5-103-0 TDs, vs. Concordia, Neb., 9-16-2000

103 – Trevor DeCurtins, 4-103-3 TDs, vs. Dakota Wesleyan (DakotaDome), 11-8-1997

102 – Alex Anderson, 10-102-TD, vs. Morningside, 11-28-2009

102 – Jon Ryan, 7-102-TD, vs. Nebraska Wesleyan, 9-5-2009

102 – Mike Nelson, 2-102-TD, #12 Ottawa University, Howard Wood Field, 11-22-1997 (1st Rd. playoffs)

101 – Alex Anderson, 10-101-2 TDs, vs Dakota Wesleyan, 10-25-2008

101 – Robert Kirvin, 6-101-TD, vs. Briar Cliff, 11-10-2007

101 – Trey Erickson, 9-101-TD, vs. Dana College, 9-1-2007

101 – Dustan Hovorka, 9-101-TD, vs. Morningside, 11-25-2006 (2nd Rd. playoffs)

100 – Zach Rutten, 7-100-0 TDs, vs. U-Mary, 11-17-2001 (1st. Rd. Playoffs)

Three players with 100 or more yards receiving in same game – All-time

Nick Kortan, 6-135-0, Zach Rutten, 4-125-TD, Jeremy Klaassen, 4-115-TD, vs. Northwestern Oklahoma State, 9-23-2000

Two players with 100 or more yards receiving in same game – NCAA DII

Josh Angulo, 12-124-0 TDs; Wes Smith, 10-180-TD, vs. Upper Iowa, 11-2-2013

Eric Albeck, 6-13-;2 TDs, Austin Van Hove, 8-126-0 TDs, vs. Concordia St. Paul, 10-19-2013

Two players with 100 or more yards receiving in same game – All-time

Josh Angulo, 12-124-0 TDs; Wes Smith, 10-180-TD, vs. Upper Iowa, 11-2-2013

Eric Albeck, 6-13-2 TDs, Austin Van Hove, 8-126-0 TDs, vs. Concordia St. Paul, 10-19-2013

Alex Anderson, 5-112-2 TDs, Jon Ryan, 7-134-2 TDs, vs.

All-time leaders in 100-yard receiving games

Twenty-nine receivers since 1994 have accumulated 100-yards receiving or more. Two players have had 200-yard receiving games with Derek Oldert owning the record of 243. Dustan Hovorka is the only USF player with 200 yards receiving or more twice and is the all-time leader in 100-yard receiving games with 20.

Name	Years	Total
1. Dustan Hovorka	2003-06	20
2. Jon Ryan	2007-10	9
3. Kalen DeBoer	1993-96	8
4. Zach Rutten	1997-2001	6
4. Alex Anderson	2007-10	6
6. Jeremy Gardner	1993-96	5
6. Josh Angulo	2013-	5
8. Jeremiah Oates	2011-12	4
8. Carrington Hanna	2011-13	4
8. Grant Brecher	1999-2003	4
8. Brady Rose	2013-	4
12. Josia Fenceroy	2004-07	3
13. Travis Krant	1996-98	3

Cougars History -- Rushing, Passing, Receiving Lists

Nebraska Wesleyan, 102-2010

Mike Warren, 5-158-2 TDs, Josia Fenceroy, 7-135-TD, vs. Jamestown College, 11-18-2006 (1st Rd. Playoffs)

Grant Brecher, 10-187-TD, Michael Warren, 11-118-0 TDs, vs. Dana College, 10-18-2003

Dustan Hovorka, 8-165-TD, Grant Brecher, 3-105-0 TDs, vs. Northwestern College, 10-11-2003

Dustan Hovorka, 8-129- 2 TDs, Grant Brecher, 8-146-0 TDs, vs. #18 Hastings College, 10-4-2003

Dustan Hovorka, 3-140-2 TDs, Charles Johnson, 4-113-2 TDs, vs. Dakota Wesleyan, 9-13-2003

Travis Krant, 6-129-TD, Jeremy DeCurtins, 4-103-3 TDs, vs. Dakota Wesleyan (DakotaDome), 11-8-1997

Kalen DeBoer, 13-146-TD, Jeremy Gardner, 7-144, 4 TDs, vs. Midland Lutheran, 9-21-1996

Kalen DeBoer, 15-182-3 TDs, Jeremy Gardner, 6-133-3 TDs, vs. Nebraska-Wesleyan, 11-2-1996

Kalen DeBoer, 10-131-2 TDs, Jeremy Gardner, 6-131-0 TDs, vs. Western Washington, 12-21-1996 (Savannah, Tenn., NAIA Champ.)

Two players with 100 or more yards rushing in same game

Luke Papilion, 17-139-2 TDs; Max Mickey, 12-133- TD, vs. Minnesota State-Moorhead, 9-27-2014

Luke Papilion, 19-157-2 TDs; Nephi Garcia, 24-122- 0 TD, vs. Winona State, 10-12-2013

Luke Papilion, 27-194-3 TDs; Nephi Garcia, 28-146- 2 TD, vs. Southwest Minnesota State, 10-5-2013

Luke Papilion, 19-240-5 TDs; Nephi Garcia, 22-159-TD, vs. Northern State, 9-14-2013

Mitch Dunbar, 17-111-0 TDs, Chevon Walker, 8-109-2 TDs, vs. Briar Cliff, 10-9-2010

Ryan Lowmiller, 17-146-2 TDs, Kristan Porter, 8-132-TD, vs. Morningside, 11-28-2009 (2nd Rd. Playoffs)

Mike Dvoracek, 22-106-2 TDs, Trey Erickson, 9-102-TD vs Tabor College, 11-20-2004

Trey Erickson, 10-100-2 TDs, Mike Dvoracek, 28-110-TD, vs. #6 Tabor, 11-26-2005 (2nd Rd. Playoffs)

Nick Kortan, 8-110-TD, Glenn Thomas, 24-101-4 TDs, vs. Dakota Wesleyan, 11-2-2002

David Ruter, 15-108-3 TDs, **Dax Michelena**, 10-129-2 TDs vs. S.D. Tech, 10-31-1998

David Ruter, 20-124-5 TDs, **Dax Michelena**, 9-176-2 TDs vs. Black Hills State, 10-24-1998

David Ruter, 19-163-2 TDs, **Dax Michelena**, 18-205-3 TDs vs. Dakota Wesleyan, 9-26-1998

David Ruter, 13-101-3 TDs, **Dax Michelena**, 17-171-TD, vs. Black Hills State, 10-18-1997

David Ruter, 17-103-2 TDs, **Dax Michelena**, 14-111-3 TDs, vs. Westmar, 10-4-1997

Terry Austin, 26-169-2 TDs; **Andre McWell**, 14-163-TD vs. Black Hills State, 10-1-1994

Terry Austin, 19-169-3 TDs; **Andre McWell**, 14-146-2 TDs vs. Northwestern College, 9-10-1994

Terry Austin, 21-170-2 TDs; **Andre McWell**, 13-213-3 TDs vs. Concordia (Neb.) College, 9-3-1994

Passing for 300 yards Rushing for 100 yards

Luke Papilion, 17-125-2 TDs, 27-40-1-318-3 TDs, vs. Minnesota State Moorhead, 9-27-2014

Passing for 200 yards Rushing for 100 yards

Luke Papilion, 7-125-2 TDs; 15-28-0 TDs, vs. #7 Minnesota-Duluth

Luke Papilion, 18-130-0 TDs, 19-34-2-217-TD, vs. Augustana, 10-11-2014

Luke Papilion, 17-125-2 TDs, 27-40-1-318-3 TDs, vs. Minnesota State Moorhead, 9-27-2014

Luke Papilion, 19-157-2 TDs, 16-25-1-200-3 TDs, vs. Winona State, 10-12-2013

Dax Michelena, 17-171-TD rushing, 11-23-234-2 TDs vs. Black Hills State, 10-18-1997

Total Offense – 500 yards or more – NCAA DII

680 (89 plays) vs. Minnesota-Crookston, 9-28-2013

663 (97 plays) vs. Minnesota State, Moorhead, 9-27-2014

618 (100 plays) vs. Southwest Minnesota State, 10-5-2013

616 (99 plays) vs. Winona State, 10-12-2013

606 (100 plays) vs. Upper Iowa, 11-8-2014

550 vs. U-Mary, 11-5-1988

538 (60 plays) vs. Wayne State, 11-15-2014

537 (67 plays) vs. Southwest Minnesota State, 9-29-2012

522 (81 plays) vs. Northern State, 9-14-2013

502 (71 plays) vs. William Jewell, 10-1-2011

Total Offense – 500 yards or more (since 1994)

706 (85 plays) vs. Concordia, Neb., 9-26-2009

680 (89 plays) vs. Minnesota-Crookston, 9-28-2013

678 (76 plays) vs. Nebraska Wesleyan, 11-2-1996

673 (74 plays) vs. Midland Lutheran, 9-21-1996

663 (97 plays) vs. Minnesota State, Moorhead, 9-27-2014

661 (98 plays) vs Winona State, 10-10-2015

660 (96 plays) vs. Concordia, Neb., 9-27-2008

655 (84 plays) vs. Tabor College, 11-20-2004

653 (69 plays) vs. Black Hills State, 10-18-1997

649 (51 plays) vs. Dakota Wesleyan, 10-24-2009

645 (66 plays) vs. S.D. Tech, 10-25-1997 (DakotaDome)

636 (68 plays) vs. S.D. Tech, 10-31-1998

635 (79 plays) vs. Black Hills State, 10-1-1994

632 (66 plays) vs. Doane College, 10-2-09

628 (91 plays) vs. Concordia St. Paul, 10-19-2013

619 (67 plays) vs. Valley City (ND) State, 9-24-1994

618 (100 plays) vs. Southwest Minnesota State, 10-5-2013

618 (61 plays) vs. Jamestown College, 9-14-1996

616 (99 plays) vs. Winona State, 10-12-2013

610 (84 plays) vs. Northwestern College, @ Brandon Stadium (SD), 9-10-1994

610 (85 plays) vs. Dakota Wesleyan, 9-26-1998

606 (100 plays) vs. Upper Iowa, 11-8-2014

606 (66 plays) vs. Dakota Wesleyan, at Joe Quintal Field, Mitchell, S.D., 11-4-2006

597 (82 plays) vs. Briar Cliff, 9-17-2005

All-time Results -Year-by-Year

**1902-1918 -- Coach Unknown
Record -- 4-6-2**

1902. (0-1-0)
 South Dakota . . . L 33-0
Total Points . . SF 0 OPP 33
1911. (0-1-0)
 Huron L 24-9
Total Points . . SF 9 OPP 24
1915. (1-1-0)
 Dakota Wesleyan . L 6-0
 Pipestone Indians . W 41-0
Total Points . . SF 41 OPP 6
1916. (3-2-2)
 South Dakota . . . L 2-0
 Dakota Wesleyan . L 6-0
 Huron T 0-0
 Augustana W 46-0
 Yankton W 7-6
 Dakota Wesleyan . W 12-0
 Trinity College . . T 0-0
Total Points . . SF 65 OPP 14
1917. (0-1-2)
 Dakota Wesleyan . T 0-0
 Huron L 27-14
 Yankton T 0-0
Total Points . SF 27 OPP 14

**1919 -- T.R. Johnson Era
Record 0-2-0 (.000)**

1919 (0-2-0)
 Dakota Wesleyan . L 16-6
 Yankton L 20-0
Total Points . . SF 6 OPP 36

**1920-23 -- Coach Unknown
Record 1-15-0**

1920 (1-2-0)
 South Dakota . . . L 64-0
 Huron L 16-0
 Columbus College . W 28-0
Total Points . SF 28 OPP 80
1921 (0-1-0)
 Dakota Wesleyan . L 16-0
Total Points . . SF 0 OPP 16
1922 (0-7-0)
 Augustana L 13-10
 SDSM&T L 39-0
 Huron L 12-0
 Buena Vista . . . L 52-0
 Columbus College . L 20-0
 Northern Normal . L 20-0
 Yankton L 21-0
Total Points . SF 10 OPP 177
1923. (0-5-0)
 Augustana L 21-6
 Huron L 53-0
 Dakota Wesleyan . L 14-6

Columbus College . L 26-0
 Northern Normal . L 12-0
Total Points . SF 12 OPP 126

**1924-27 -- Frank McCormick
Record -- 4-18-0 (.182)**

1924 (1-5-0)
 Southern Normal . W 32-0
 Columbus L 45-0
 Yankton L 36-0
 Northern State . . L 27-6
 Augustana L 26-0
 Madison College . L 2-0
Total Points . SF 38 OPP 136
1925 (0-3-0)
 Madison L 10-0
 Yankton L 10-0
 Augustana L 10-0
Total Points . SF 0 OPP 30
1926 (0-6-0)
 Southern L 9-0
 Dakota Wesleyan . L 26-0
 Madison L 25-0
 Yankton L 19-0
 Augustana L 24-0
 Huron L 25-0
Total Points . SF 0 OPP 128
1927 (3-4-0)
 Sheldon W 6-0
 Augustana L 12-2
 Southern L 21-6
 Madison W 25-0
 Augustana W 6-3
 SDSM&T L 24-0
 Black Hills L 6-0
Total Points . SF 45 OPP 66

**1928-34 -- Francis Olson
Record -- 19-24-6 (.388)**

1928 (3-1-2)
 Northern W 7-0
 Eastern W 26-7
 Southern T 6-6
 Augustana L 7-0
 Dakota Wesleyan . W 44-0
 Sheldon L1 2-6
Total Points . SF 89 OPP 32
1929 (2-2-3)
 Sheldon L 7-0
 Buena Vista . . . T 7-7
 Yankton L 13-12
 Dakota Wesleyan . L 19-6
 Huron W 6-0
 Eastern W 6-0
 Southern T 0-0
Total Points . SF 37 OPP 46

1930 (0-7-1)
 Southern L 27-0
 Augustana L 19-12
 Madison T 6-6
 Yankton L 24-6
 SDSM&T L 13-7
 Black Hills L 34-0
 Sheldon L 7-0
Total Points . SF 31 OPP 130

1931 (3-3-1)
 Northern L 20-0
 Southern L 6-0
 Westmar W 7-6
 Buena Vista . . . L 7-6
 Dakota Wesleyan . W 13-12
 Huron T 0-0
 Eastern W 19-2
Total Points . SF 45 OPP 53

1932 (2-5-0)
 Sheldon W 19-0
 Western Union . . L 15-0
 Southern L 20-0
 Augustana L 6-4
 Yankton L 9-4
 SDSM&T W 19-6
 Morningside . . . L 54-0
Total Points . SF 46 OPP 110

1934 (6-1-1)
 Estherville JC . . W 20-0
 Yankton W 19-0
 Huron T 0-0
 Dakota Wesleyan . W 18-15
 Southern W 19-0
 Northern W 13-0
 Eastern W 13-0
 Augustana L 0-20
Total Points . SF 108 OPP 35

**1935-36 -- Walter Hargesheimer
Record -- 4-11-1 (.333)**

1935 (4-4-0)
 Ft Dodge W 12-7
 Estherville L 6-0
 SDSM&T W 12-6
 Yankton W 12-0
 Black Hills L 14-7
 Southern W 13-0
 Dakota Wesleyan . L 25-0
 Augustana L 39-13
Total Points . SF 69 OPP 97
1936 (0-7-1)
 South Dakota . . . L 27-6
 Yankton L 14-6
 Huron L 8-0
 Northern L 19-0
 Mankato L 27-0
 Dakota Wesleyan . L 42-0
 Black Hills T 6-6

All-time Results - Year-by-Year

Augustana L 46-0
 Total Points . SF 18 OPP 189

1937 (4-4-0)

Morningside. L 18-0
 Huron L 19-6
 Yankton L 19-18
 Western Union. W 14-0
 Mankato State. W 7-0
 Southern W 12-7
 Augustana L 26-6
 Worthington. W 30-0
 Total Points . SF 93 OPP 89

**1937-40 -- Ben Mankowski
 Record -- 9-23-0 (.281)**

1938 (1-7-0)

Buena Vista L 13-7
 Western Union. L 14-0
 Dakota Wesleyan L 12-0
 Huron L 16-12
 Eastern Normal W 13-6
 Yankton L 20-6
 Augustana L 6-0
 Mayville L 65-0
 Total Points . SF 38 OPP 152

1939 (2-6-0)

Buena Vista L 12-7
 Eastern Normal W 20-6
 Mayville L 48-0
 Dakota Wesleyan L 25-0
 Huron W 7-6
 Yankton L 26-0
 Augustana L 20-6
 Western Union. L 33-0
 Total Points . SF 40 OPP 176

1940 (2-6-0)

Buena Vista L 6-0
 Eastern Normal W 30-0
 Dakota Wesleyan L 8-0
 Huron W 33-12
 Northern L 12-7
 Yankton W 14-0
 Augustana L 25-6
 Western Union. L 32-6
 Total Points . SF 82 OPP 109

**1946 -- Ben Nelson
 Record -- 0-4-1 (.000)**

1946. (0-4-1)

Southern L 13-0
 Western Union. L 33-0
 Yankton L 33-0
 Dakota Wesleyan L 32-0
 Huron T 0-0
 Total Points . SF 0 OPP 111

**1947 -- Bill Mauzy
 Record -- 2-3-1 (.467)**

1947 (2-3-1)

General Beadle W 20-0
 Western Union. L 26-6
 Yankton T 0-0
 Southern W 13-7
 Dakota Wesleyan L 46-0
 Huron L 68-0
 Total Points . SF 39 OPP 147

**1948 -- Bill Wilkinson
 Record -- 1-6-1 (.125)**

1948 (1-6-1)

General Beadle T 0-0
 Worthington. L 28-6
 Bethel W 25-12
 Huron L 40-0
 Yankton L 32-0
 Dakota Wesleyan L 38-6
 Southern L 36-0
 Westmar L 12-7
 Total Points . SF 44 OPP 198

**1949-55 -- Philip Tinsworth
 Record -- 6-45-1 (.130)**

1949 (1-7-0)

General Beadle W 26-12
 Worthington. L 28-2
 Hastings L 37-0
 Huron L 31-6
 Southern L 49-20
 Dakota Wesleyan L 33-6
 Yankton L 13-6
 Westmar L 38-19
 Total Points . SF 241 OPP 85

1950 (0-7-1)


Yankton T 6-6
 Westmar L 35-0
 Parsons L 38-0
 Huron L 18-7
 Southern L 31-14
 Dakota Wesleyan L 14-12
 Black Hills L 25-6
 General Beadle L 38-0
 Total Points . SF 45 OPP 205

1951 (0-7-0)

Westmar L 33-7
 York L 26-7
 Huron L 30-13
 Northern L 52-0
 Southern L 44-13
 SD Tech L 26-0
 Yankton L 40-0
 Total Points . SF 40 OPP 251

1952 (0-7-0)

Huron L 31-0
 Southern L 70-0



Head FB Coach Philip Tinsworth does a headstand at the corner of 10th and Phillips in Sioux Falls after USF snapped a four-year 29-game non-winning streak with a 13-0 victory vs. General Beadle (Dakota State) on homecoming in 1953.

General Beadle L 19-0
 Yankton L 47-6
 Black Hills L 47-0
 Dakota Wesleyan L 46-6
 York L 19-13
 Total Points . SF 25 OPP 279
 1953. (2-5-0)

SDSM&T L 32-6
 General Beadle W 13-0
 York W 27-0
 Huron L 26-0
 Westmar L 30-14
 Dakota Wesleyan L 25-6
 Yankton L 34-12
 Total Points . SF 78 OPP 147

1954 (1-6-0)

Yankton L 27-0
 Westmar L 31-7
 General Beadle W 8-6
 Huron L 49-23
 Southern L 27-0
 Black Hills L 38-25
 Dakota Wesleyan L 33-20
 Total Points . SF 83 OPP 211

1955 (1-6-0)

Northern L 56-0
 Southern L 52-14
 SDSM&T L 55-6
 Dakota Wesleyan L 45-0
 General Beadle W 12-7
 Yankton L 41-0
 Huron L 37-0
 Total Points . SF 293 OPP 32

**1956-57 -- Jack LaSalle
 Record -- 1-12-0 (.077)**

1956 (0-7-0)

Yankton L 27-0

General Beadle . . . L 26-6
 Bethel L 39-0
 Southern L 34-0
 Black Hills L 45-6
 Dakota Wesleyan . . . L 37-13
 Huron L 80-0
Total Points . SF 25 OPP 288

1957 (1-5-0)
 Huron L 44-0
 Yankton L 25-14
 Bethel L 13-0
 General Beadle . . . L 27-6
 SDSM&T L 34-0
 Dakota Wesleyan . . W 13-6
Total Points . SF 33 OPP 149

**1958-61 -- Don Ewen
 Record -- 12-19-1 (.375)**

1958 (3-4-1)
 SDSM&T T 6-6
 General Beadle . . . W 18-7
 Northern L 52-7
 Dakota Wesleyan . . W 14-0
 Southern L 21-0
 Huron L 27-6
 Yankton L 7-0
 Black Hills W 23-13
Total Points . SF 74 OPP 133

1959 (2-5-0)
 SDSM&T W 14-0
 General Beadle . . . L 12-0
 Northern L 32-0
 Dakota Wesleyan . . L 16-7
 Southern L 25-0
 Huron L 66-0
 Yankton W 33-0
Total Points . SF 54 OPP 151

1960 (6-2-0)
 Dana W 20-19
 SDSM&T W 32-12
 Midland L 42-0
 Yankton W 33-13
 Westmar W 18-6
 Northwestern (IA) . W 26-19
 Concordia (NE) . . . L 34-18
 General Beadle . . . W 41-6
Total Points . SF 188 OPP 151

1961 (1-8-0)
 Bethel L 12-6
 Dana L 31-2
 SDSM&T L 20-13
 Midland L 59-0
 Yankton L 20-0
 Northwestern (IA) . L 20-7
 Westmar L 34-13
 Concordia (NE) . . . W 7-3
 General Beadle . . . L 20-7
Total Points . SF 55 OPP 219

**1962-68 -- Richard Sterup
 Record -- 20-40-0 (.333)**

1962 (1-8-0)
 Bethel L 28-13
 Concordia (NE) . . . L 26-6
 Dana L 13-0
 Chadron L 23-0
 Midland L 50-7
 Yankton L 20-6
 Westmar L 28-7
 Northwestern (IA) . W 20-18
 General Beadle . . . L 20-7
Total Points . SF 66 OPP 226

1963 (1-7-0)
 Concordia (NE) . . . L 32-6
 Dana L 26-0
 Morris Branch L 14-13
 Midland L 21-0
 Yankton L 26-0
 Northwestern (IA) . L 35-7
 Westmar L 47-12
 Dakota Wesleyan . . W 15-7
Total Points . SF 53 OPP 208

1964 (0-9-0)
 Westmar L 22-0
 Concordia (NE) . . . L 26-14
 Dana L 13-6
 Morris Branch L 18-6
 Midland L 33-13
 Yankton L 19-7
 Northwestern (IA) . L 41-6
 Dakota Wesleyan . . L 33-13
 Bethel L 34-13
Total Points . SF 78 OPP 239

1965 (2-5-0)
 Westmar L 13-6
 Concordia (NE) . . . W 20-13
 Dana L 30-14
 Midland L 34-6
 Yankton L 32-14
 Northwestern (IA) . L 20-13
 General Beadle . . . W 33-14
Total Points . SF 106 OPP 156

1966 (6-3-0)
 Bethel W 10-0
 Northwestern (IA) . W 13-6
 Westmar W 33-21
 Concordia (NE) . . . W 14-13
 Dana W 13-0
 General Beadle . . . W 9-7
 Midland L 27-6
 Yankton L 10-6
 DWU L 20-2
Total Points . SF 106 OPP 104

1967 (7-2-0)
 Bethel W 34-7
 Northwestern (IA) . W 35-7

All-time Results -Year-by-Year

Westmar L 12-0
 Concordia (NE) . . . W 12-0
 Dana W 24-20
 General Beadle . . . W 30-0
 Midland W 30-0
 Yankton L 12-0
 Dakota Wesleyan . . W 14-0
Total Points . SF 189 OPP 58

1968 (3-6-0)
 South West State. . W 13-6
 Yankton L 14-6
 Northwestern (IA) . L 15-0
 Westmar L 33-6
 Concordia (NE) . . . L 23-6
 Dana W 18-13
 General Beadle . . . L 26-18
 Midland W 26-19
 Dakota Wesleyan . . L 31-20
Total Points . SF 113 OPP 180

**1969-70 -- Jim Ricketts
 Record -- 1-17-0 (.056)**

1969 (1-8-0)
 South West State. . L 36-12
 Yankton L 39-6
 Northwestern (IA) . L 40-6
 Westmar L 34-6
 Concordia (NE) . . . L 34-0
 Dana L 24-20
 General Beadle . . . L 20-17
 Midland W 11-7
 Dakota Wesleyan . . L 20-13
Total Points . SF 91 OPP 254

1970 (0-9-0)
 Dakota Wesleyan . . L 28-8
 Bethel L 14-6
 Midland L 13-0
 Yankton L 39-14
 Northwestern (IA) . L 46-6
 Westmar L 33-6
 Concordia (NE) . . . L 55-12
 Dana L 24--0
 Dakota State L 39-17
Total Points . SF 69 OPP 291

**1971-72 -- Al Molde
 Record -- 5-12-1 (.278)**

1971 (0-8-1)
 Dakota Wesleyan . . L 34-0
 Bethel L 28-14
 Midland T 0-0
 Yankton L 69-6
 Northwestern (IA) . L 55-6
 Westmar L 34-6
 Concordia (MN) . . . L 24-14
 Dana L 14-0
 Dakota State L 20-8
Total Points . SF 54 OPP 278

All-time Results - Year-by-Year

1972	(5-4-0)
Dana	W 10-6
Martin Luther	W 58-0
Bethel	L 27-16
Yankton	L 20-6
Concordia (MN)	W 44-6
Westmar	L 21-7
Northwestern (IA)	L 42-10
Valley City	W 17-14
Dakota Wesleyan	W 23-14
<i>Total Points</i> . SF 191	OPP 150

1973-75 -- Gary Hoffman
Record -- 11-17-0 (.393)

1973	(5-5-0)
SD-Springfield	L 7-3
Dana	W 10-0
Martin Luther	W 57-0
Bethel	L 13-7
Yankton	L 21-7
Concordia (MN)	W 27-0
Westmar	W 15-13
Northwestern (IA)	L 45-6
Valley City	L 14-12
Dakota Wesleyan	W 14-10
<i>Total Points</i> . SF 158	OPP 123

1974	(4-5-0)
SD-Springfield	W 49-0
Dakota Wesleyan	L 15-14
Huron	W 2-0
Northwestern (IA)	L 40-0
Bethel	L 14-6
Yankton	L 14-0
Westmar	W 34-20
Concordia (MN)	W 36-6
Dakota State	L 13-0
<i>Total Points</i> . SF 141	OPP 122

1975	(2-7-0)
SD-Springfield	W 10-7
Dakota Wesleyan	L 13-7
Huron	W 15-10
Northwestern (IA)	L 28-20
Bethel	L 21-14
Yankton	L 19-14
Westmar	L 18-15
Jamestown (ND)	L 10-3
Dakota State	L 40-14
<i>Total Points</i> . SF 112	OPP 166

1976-77 -- Roger Thomas
Record -- 1-17-0 (.056)

1976	(1-8-0)
Dakota Wesleyan	L 13-7
Hastings	L 28-19
SD Springfield	L 7-0
Westmar	W 28-20
Northwestern (IA)	L 34-7
Bethel	L 34-7
Yankton	L 20-6

Colorado College	L 49-14
Dakota State	L 43-7
<i>Total Points</i> . SF 95	OPP 248

1977	(0-9-0)
Black Hills	L 41-14
Dakota Wesleyan	L 14-10
Hastings	L 26-14
SD Springfield	L 10-7
Westmar	L 7-0
Northwestern (IA)	L 13-0
Bethel	L 24-0
Northwestern (IA)	L 28-10
Dakota State	L 21-7
<i>Total Points</i> . SF 62	OPP 184

1978-82 -- Dave Schroeder
Record -- 24-25-1 (.480)

1978	(1-9-0)
SDSM&T	L 22-0
Dakota Wesleyan	L 20-6
Huron	L 31-6
SD Springfield	L 28-0
Northwestern (IA)	L 48-10
Yankton	W 31-26
Westmar	L 23-17
Southwest State	L 13-0
Dakota State	L 33-15
Black Hills	L 16-10
<i>Total Points</i> . SF 95	OPP 260

1979	(3-7-0)
SDSM&T	L 28-13
Dakota Wesleyan	L 20-0
Huron	W 16-7
SD Springfield	W 21-16
Northwestern (IA)	L 46-0
Yankton	L 23-21
Westmar	W 21-20
Southwest State	L 24-7
Dakota State	L 40-27
Black Hills State	L 12-7
<i>Total Points</i> . SF 133	OPP 236



1980	(5-5-0)
Northwestern (MN)	L 7-0
Yankton	W 31-7
Westmar	L 26-7
Dakota Wesleyan	W 23-6
Dakota State	W 17-9
SDSM&T	L 13-0
SD Springfield	W 21-7
Black Hills	L 28-11
Huron	W 16-7
Northwestern (IA)	L 57-7
<i>Total Points</i> . SF 133	OPP 167

1981	(6-3-1)
Northwestern (MN)	T 17-17
Yankton	L 28-22
Westmar	W 28-22
Dakota Wesleyan	W 17-0
Dakota State	W 17-3
SDSM&T	W 15-14
SD Springfield	L 19-7
Black Hills	W 27-7
Huron	W 10-6
Northwestern (IA)	L 44-7
<i>Total Points</i> . SF 167	OPP 160

1982	(8-1-0)
Bemidji State	W 14-12
Concordia (MN)	W 26-7
Huron	W 17-10
Yankton	W 25-24
Dakota Wesleyan	W 28-7
Dakota State	W 3-0
SDSM&T	L 10-7
SD Springfield	W 17-0
Black Hills	W 51-0
Westmar	W 46-22
<i>Total Points</i> . SF 234	OPP 92

1983-2004 -- Bob Young
Record -- 172-69-3 (.711)
National Title, 1996

1983	(5-4-1)
Bemidji St.	L 31-0
Concordia (MN)	W 30-8
Huron	T 20-20
Yankton	L 14-7
Dakota Wesleyan	W 46-0
Dakota State	W 26-7
SDSM&T	L 14-0
South Dakota	W 31-6
Black Hills	L 37-15
Westmar	W 33-12
<i>Total Points</i> . SF 208	OPP 149

1984	(8-2-0)
Augustana	L 14-45
Nebraska Wesleyan	W 25-24
Northwestern (MN)	W 27-3
Black Hills	W 29-17

Yankton	W	28-10
Huron	W	45-0
Dakota Wesleyan	W	17-0
Dakota State	W	24-20
SDSM&T	L	16-7
Carleton	W	17-10
<i>Total Points</i> . SF 233	OPP 145	


1985	(6-3-1)	
Dakota State	W	21-7
Nebraska Wesleyan	L	14-0
Northwestern (MN)	W	20-19
Huron	W	15-9
Black Hills	L	21-6
SDSM&T	W	14-7
Dakota Wesleyan	L	49-29
Dakota State	W	35-0
Jamestown (ND)	W	36-21
Doane	T	7-7
<i>Total Points</i> . SF 183	OPP 154	

1986	(3-7-0)	
Augustana	L	20-0
Valley City State	L	56-34
Midland	L	14-12
Huron	L	34-21
Black Hills	L	30-14
SD Tech	L	16-3
DWU	W	14-13
Dakota State	W	14-7
Mayville	W	14-0
Peru State	L	40-14
<i>Total Points</i> . SF 140	OPP 230	

1987	(3-7-0)	
Valley City State	L	36-30
Midland	L	19-14
Black Hills	L	20-17
SDSM&T	L	7-6
Dakota State	W	7-6
Dakota Wesleyan	W	28-13
Huron	L	21-17
Mayville	W	27-13
Peru State	L	38-14
Drake	L	45-33
<i>Total Points</i> . SF 193	OPP 218	

1988	(10-1-0)	
Westmar	W	23-12
Midland	W	20-6
Hastings	W	10-7
Black Hills	W	27-13
SDSM&T	W	34-6
Dakota Wesleyan	W	17-0
Dakota State	W	44-9
Huron	W	31-28
U of Mary	W	37-13
Dana	W	26-7
Northwestern (IA) (playoffs) L		14-9
<i>Total Points</i> . SF 278	OPP 115	

1989	(7-2-1)	
Westmar	T	26-26



Bob Young is the all-time wins leader at Sioux Falls with 172.

Midland	L	21-14
Hastings	W	24-21
SDSM&T	W	17-6
Dakota Wesleyan	W	29-7
Black Hills	L	40-14
Dakota State	W	49-23
Huron	W	49-0
U of Mary	W	28-17
Dana	W	50-27
<i>Total Points</i> . SF 300	OPP 188	

1990	(6-4-0)	
Teikyo Westmar	L	36-3
Midland	W	28-21
Northwestern (MN)	W	25-14
Doane	W	13-7
U of Mary	L	17-6
SDSM&T	W	28-6
Dakota Wesleyan	L	52-49
Black Hills	L	25-21
Huron	W	35-21
Dakota State	W	20-0
<i>Total Points</i> . SF 228	OPP 199	

1991	(5-5-0)	
Teikyo Westmar	W	20-6
Midland	W	19-9
Northwestern (MN)	W	27-12
Doane	L	34-23
U of Mary	L	35-21
Dakota Wesleyan	L	18-17
Black Hills	L	38-13
Huron	W	41-27
SDSM&T	L	19-14
Dakota State	W	12-0
<i>Total Points</i> . SF 207	OPP 198	

1992	(5-5-0)	
Concordia (NE)	L	24-17
Northwestern (IA)	L	27-9
Midland	W	31-26
Valley City State	W	35-6
Dakota Wesleyan	L	31-28

All-time Results -Year-by-Year

Black Hills	L	28-25
Huron	L	33-30
SDSM&T	W	23-13
Dakota State	W	48-0
Northwestern (MN)	W	34-6
<i>Total Points</i> . SF 280	OPP 194	

1993	(2-8-0)	
Concordia (NE)	W	50-44
Northwestern (IA)	L	17-14
Midland	L	38-29
Valley City State	W	21-7
Black Hills	L	35-28
Huron	L	29-16
SDSM&T	L	15-12
Dakota State	L	45-14
Dakota Wesleyan	L	41-13
Northwestern (MN)	L	47-31
<i>Total Points</i> . SF 228	OPP 318	

1994	(8-3-0)	
Concordia (NE)	W	38-20
Northwestern (MN)	L	40-39
Midland	W	34-13
Valley City State	W	46-0
Black Hills	W	49-14
Huron	W	40-20
SDSM&T	W	22-14
Dakota State	W	36-10
Dakota Wesleyan	L	22-14
Dakota State	W	47-16
Minot State (playoffs) L		20-13
<i>Total Points</i> . SF 378	OPP 189	

1995	(11-1-0)	
Concordia (NE)	W	49-20
Northwestern (MN)	W	41-0
Midland	W	30-19
Huron	W	46-7
SDSM&T	W	37-2
Dakota State	W	45-7
Dakota Wesleyan	W	34-15
Black Hills	W	56-38
Dakota State	W	40-3
Westmar	W	41-7
Hastings (playoffs)	W	41-23
U of Mary (playoffs)	L	42-17

1996	(14-0-0)	
1st NAIA National Championship,		
Concordia (NE)	W	58-6
Jamestown (ND)	W	42-12
Midland	W	49-29
Huron	W	50-14
Westmar	W	20-13
Dakota State	W	54-7
Black Hills	W	52-7
SDSM&T	W	8-6
Nebraska Wesleyan	W	65-30
Dakota Wesleyan	W	55-16
<i>Playoffs --</i>		

All-time Results - Year-by-Year

U of Mary W 56-19
 Northwestern (IA) W 52-21
 Evangel (MO) W 28-22
 Western Washington W 47-25
(played at Savannah Tenn,)
Total Points SF 636 OPP 227

1997 (11-2)
(national semifinalist, NAIA)
 Concordia (NE) W 20-13
 Jamestown (ND) L 15-14
 Midland W 56-21
 Huron W 56-12
 Westmar W 56-34
 Dakota State W 26-0
 Black Hills W 45-19
 SDSM&T W 69-26
 Nebraska Wesleyan W 35-13
 Dakota Wesleyan W 50-21
Playoffs
 Ottawa (KS) W 57-14
 Jamestown (ND) W 29-6
 Williamette (OR) L 17-7
(at Portland, Ore., national semifinals)
Total Points . SF 520 OPP 211

1998 (8-3)
 Hastings L 21-20
 Northwestern (IA) L 27-23
 Dakota Wesleyan W 42-20
 Huron W 49-28
 Mt Scenario (WI) W 68-19
 Dakota State W 41-0
 Black Hills W 51-21
 SDSM&T W 61-17
 Nebraska Wesleyan W 28-10
Playoffs
 U of Mary W 29-25
 Olivet (IL) L 37-34
Total Points . SF 446 OPP 225

1999 (6-3)
 Hastings L 25-14
 Northwestern (IA) L 19-18
 Dakota Wesleyan W 44-12
 Huron W 42-21
 Mt Scenario (WI) W 27-20
 Dakota State W 47-21
 Black Hills W 15-14
 SDSM&T W 38-27
 Nebraska Wesleyan L 10-6
Total Points . SF 251 OPP 169

2000 (6-4)
 Dakota State W 38-20
 Hastings W 36-20
 Concordia (NE) L 43-24
 North West OK State L 50-27
 Midland W 26-13
 Dana W 57-6
 Northwestern (IA) L 35-28

Dakota Wesleyan W 60-0
 Nebraska Wesleyan W 50-7
 Doane L 24-7
Total Points . SF 353 OPP 218

2001 (12-2)
NAIA National Runner-up
 Dakota State W 40-14
 Hastings W 25-19
 Concordia (NE) L 17-14
 Northwest OK State. W 48-20
 Midland W 38-0
 Dana W 52-31
 Northwestern (IA) W 61-6
 Dakota Wesleyan W 45-14
 Nebraska Wesleyan W 24-14
 Doane W 22-14
Playoffs
 U of Mary W 27-21
 (OT)
 Concordia (NE) W 34-0
 Benedictine (KS) W 40-6
 Georgetown (KY) L 49-27
Total Points . SF 497 OPP 204

2002 (12-1)
NAIA National Semifinalists
 Huron W 37-10
 Doane W 27-0
 Hastings W 16-6
 Concordia (NE) W 35-3
 Morningside W 38-9
 Midland W 41-7
 Dana W 63-19
 Northwestern (IA) W 48-14
 Dakota Wesleyan W 49-7
 Nebraska Wesleyan W 24-14
Playoffs
 Kansas Wesleyan W 45-7
 U of Mary W 13-10
 Carroll (MT) L 20-17
Total Points . SF 453 OPP 126

2003 (12-1)
NAIA National Semifinalists
 Nebraska Wesleyan W 23-18
 Dakota Wesleyan W 34-29
 Concordia (NE) W 38-14
 Hastings W 47-27
 Northwestern (IA) W 30-17
 Dana W 47-7
 Midland W 24-9
 Briar Cliff W 62-6
 Morningside W 38-13
 Doane W 21-13
Playoffs
 Benedictine (KS) W 24-21
 Northwestern (IA) W 33-7
 Northwest OK State. L 16-13
Total Points . SF 434 OPP 216

2004 (11-1)

Nebraska Wesleyan W 20-14
 Dakota Wesleyan W 63-17
 Concordia (NE) W 30-13
 Hastings W 43-15
 Northwestern (IA) W 17-3
 Dana W 64-13
 Midland W 72-14
 Briar Cliff W 46-28
 Morningside W 16-7
 Doane W 45-10
 Tabor College W 72-11
Playoffs
 Azusa Pacific L 24-3
Total Points . SF 491 OPP 169

2005-09 -- Kalen DeBoer
Record -- 67-3-0 (.957)
3 National Titles, 2006, 2008, 2009

2005 (11-2)
National Quarterfinalist
 Concordia (NE) W 14-7
 Hastings W 42-21
 Briar Cliff W 50-14
 Dana W 53-22
 Midland Lutheran. W 27-17
 Northwestern (IA) W 19-14
 Morningside L 27-26
 Doane W 39-0
 Nebraska Wesleyan W 41-7
 Dakota Wesleyan W 60-9
Playoffs
 Saint Xavier (IL) W 31-28
 Tabor College W 48-13
 Carroll College. L 55-0
Total Points . SF 450 OPP 234

2006 (14-0)
NAIA National Champion
 Concordia (NE) W 49-7
 Hastings College W 32-0
 Briar Cliff W 41-0
 Dana W 51-17
 Midland Lutheran. W 50-3
 Northwestern (IA) W 17-14
 Morningside W 24-0
 Doane W 51-7
 Nebraska Wesleyan W 52-0
 Dakota Wesleyan W 41-0
 Jamestown (ND) W 48-10
 Morningside W 37-7
 Missouri Valley W 25-18
 St. Francis (IN) W 23-19
Total Points . SF 541 OPP 102

2007 (13-1)
National Runner-up
 Dana W 50-6
 Midland Lutheran. W 69-3

Northwestern (IA) . W 44-20
 Morningside. W 34-28
 Doane W 51-0
 Nebraska Wesleyan W 49-7
 Dakota Wesleyan . W 50-16
 Concordia (NE) . . W 48-3
 Hastings W 54-0
 Briar Cliff W 49-15
 Northwest OK State. W 35-7
 St. Xavier (IL) . . . W 49-7
 Missouri Valley. . . W 11-10
 Carroll College. . . . L 17-9
Total Points . SF 602 OPP 139

2008 (14-0)

NAIA National Champion

Nebraska Wesleyan W 35-0
 Dana W 70-0
 Hastings W 30-17
 Concordia (NE) . . . W 47-0
 Doane W 37-7
 Briar Cliff W 42-0
 Dakota Wesleyan . W 38-0
 Northwestern (IA) . W 19-0
 Dordt W 34-2
 Morningside. W 34-31
Playoffs

Saint Ambrose W , , , , , 28-0
 Langston W , , , , , 50-13
 St. Francis (IN) W , , , , , 24-6
 Carroll College. W , , , , , 23-7

at Rhome, Georgai

Total Points SF 511 OPP 83

2009 (15-0)

NAIA National Champion

Neb. Wesleyan. W 44-3
 Dana W , , , , , 76-3
 Hastings. W , , , , , 42-19
 Concordia (NE) W , , , , , 80-0
 Doane W , , , , , 64-0
 Briar Cliff W , , , , , 41-8
 North Dakota W , , , , , 28-13
 Dakota Wesleyan W , , , , , 59-7
 Northwestern (IA) W , , , , , 49-14
 Dordt College. W , , , , , 58-0
 Morningside. W , , , , , 49-21
Playoffs

Minot State W , , , , , 62-21
 Morningside. W , , , , , 49-21
 St. Xavier. W , , , , , 48-6
 Lindenwood. W , , , , , 25-22

at Rhome, Georgia

Total Points SF 775 OPP 158

**2010--present -- Jed Stugart
 Record -- 53-16 (.772)**

2010 (13-1)

NAIA National Runner-up

Northwestern (IA) W , , , , , 41-24
 Midland W , , , , , 37-7

Doane W , , , , , 66-13
 Hastings. W , , , , , 34-10
 Nebraska Wesleyan . . W , , , , , 44-0
 Briar Cliff W , , , , , 66-21
 Morningside. W , , , , , 28-3
 DWU W , , , , , 63-3
 Dordt W , , , , , 49-0
 Concordia (Neb.) W , , , , , 44-7
Playoffs

Northwest OK State. . . W , , , , , 33-14
 McKendree W , , , , , 27-7
 MidAmerican Naz. W , , , , , 38-0
 Carroll L , , , , , 10-7
Total Points SF 577 OPP 119

2011 (5-4)

Washburn L , , , , , 33-17
 NW MO State L , , , , , 52-17
 McNeese State L , , , , , 31-17
 Minot State W , , , , , 38-23
 William Jewell W , , , , , 35-10
 Black Hills W , , , , , 44-20
 SDSM&T W , , , , , 71-0
 Minot State W , , , , , 2910
 North Dakota L , , , , , 15-13
Total Points SF 281 OPP 194

2012 (9-2)

St. Cloud State W , , , , , 32-19
 MSUM W , , , , , 45-10
 Minot State W , , , , , 42-20
 Bemidji State W , , , , , 21-5
 Southwest Minnesota . W , , , , , 41-22
 Winona State. L , , , , , 10-9
 Concordia (MN) W , , , , , 31-23
 Augustana W , , , , , 32-31
 Upper Iowa W , , , , , 54-41
 Minnesota State. L , , , , , 27-13
 Wayne State (NE) W , , , , , 24-14
Total Points USF 344 OPP 222

2013 (6-5)

UMD L , , , , , 32-7
 Northern State W , , , , , 45-37
 U Mary. L , , , , , 17-10
 Minnesota Crookston. . W , , , , , 52-7
 Southwest Minnesota . W , , , , , 55-48
 Winona State. L , , , , , 45-40
 Concordia (MN) W , , , , , 47-7
 Augustana W , , , , , 27-10
 Upper Iowa -L , , , , , 30-28
 Minnesota State. L , , , , , 52-17
 Wayne State (NE) W , , , , , 35-10
Total Points SF 363 OPP 295

2014 (11-1)

Minot State W , , , , , 41-14
 Bemidji State W , , , , , 52-19
 St. Cloud State W , , , , , 36-0
 MSU Moorhead W , , , , , 73-21
 Concordia (MN) W , , , , , 38-9
 Augustana W , , , , , 23-12
 Southwest Minnesota . W , , , , , 44-20
 Winona State. W , , , , , 41-28

Minnesota State. L , , , , , 27-14
 Upper Iowa W , , , , , 45-21
 Wayne State (NE) W , , , , , 63-28
Mineral Water Bowl - Excelsior Springs, Mo.
 Central Oklahoma W , , , , , 42-10
Total Points , , , , USF 512 OPP 209

2015

U-Mary. W , , , , , 55-17
 @ Minnesota Crook. . . . W , , , , , 45-21
 Minnesota-Duluth W , , , , , 35-31
 @ Northern State W , , , , , 28-10
 @ Wayne State W , , , , , 59-10
 Winona State W , , , , , 51-30
 (Homecoming)
 @ SW Minn. State. . . . W , , , , , 34-26
 Augustana L , , , , , 35-28
 (Key to the Clty)-
 Minnesota State. L , , , , , 44-3
 @ Upper Iowa W , , , , , 69-20
 @ Henderson State. . . . L , , , , , 23-16
 NCAA DII Playoffs

Coaching History

Coach	Yrs.	Tenure	W-L	Win%
Jed Stugart	6	2010-	53-16-0	.768
Kalen DeBoer	5	2005-09	67-3-0	.957
Bob Young	22	1983-2004	172-69-3	.711
David Schroeder	5	1978-1982	24-25-1	.480
Roger Thomas	2	1976-1977	1-17-0	.056
Gary Hoffman	3	1973-1975	11-17-0	.393
Al Molde	2	1971-1972	5-12-1	.278
Jim Ricketts	2	1969-1970	1-17-0	.056
Richard Sterup	7	1962-1968	20-40-0	.333
Don Ewen	4	1958-1961	12-19-1	.375
Jack LaSalle	2	1956-1957	1-12-0	.077
Philip Tinsworth	7	1949-1955	6-45-1	.130
Bill Wilkinson	1	1948	1-6-1	.125
Bill Mauzy	1	1947	2-3-1	.467
Ben Nelson	1	1946	0-4-1	.000
Ben Mankowski	4	1937-1940	9-23-0	.281
Walter				
Hargesheimer	2	1935-1936	4-11-1	.333
Francis Olson	7	1928-1934	19-24-6	.388
Frank				
McCormick	4	1924-1927	4-18-0	.182
T.R. Johnson	1	1919	0-2-0	.000
Unknown	17	1902-18	5-6-4	

Honors

1982 -- Dave Schroeder, NAIA District 12 Coach of the Year
1984 -- Bob Young, SDIC Coach of the Year
1988 -- Bob Young, SDIC Coach of the Year
1992 -- Bob Young, SDIC COach of the Year
1996 -- Bob Young, SDIC Coach of the Year
1996 -- Bob Young NAIA Coach of the Year
1996 -- Don Hansen's Football Gazette Coach of the Year
1996 -- American Football Quarterly Coach of the Year
2002 -- Bob Young, GPAC Coach of the Year
2003 -- Bob Young, GPAC Coach of the Year
2006 -- Kalen DeBoer, GPAC Coach of the Year
2006 -- Kalen DeBoer, AFCA/NAIA National Coach of the Year
2007 -- Kalen DeBoer, GPAC Coach of the Year
2008 -- Kalen DeBoer, AFCA/NAIA Coach of the Year
2009 -- Kalen DeBoer, GPAC Coach of the Year