

November (2-5)

9	at #23/24 St. Bonaventure+^	L, 75-47
13	DELAWARE%&	L, 83-63
16	YALE&	L, 82-54
19	at Georgetown@	L, 83-65
22	HARVARD&	W, 72-69
28	at Bucknell+	L, 65-56 (OT)
30	at Army West Point+	W, 83-67

December (2-1)

3	MANHATTAN*&	L, 77-72 (OT)
5	at Saint Peter's*&	W, 60-58
11	at Holy Cross+&	W, 72-59
28	at American+	Canceled

January (4-2)

9	FAIRFIELD*>&	W, 69-62
14	at Marist*&	W, 67-60
21	at Manhattan*+	L, 75-68
25	at Iona*&	L, 74-57
28	NIAGARA*>+	W, 60-56
30	QUINNIPIAC*>+	W, 85-76

February (7-3)

1	CANISIUS*>&	W, 73-65
4	RIDER*>&	L, 74-60
6	at Fairfield*+	W, 62-56
11	IONA*!	W, 70-64
13	at Rider*	W, 76-75 (OT)
18	MARIST*>+	L, 62-53
20	SAINT PETER'S*>+	W, 84-70
22	at Monmouth*&	L, 71-59
24	at Quinnipiac*&	W, 78-71
27	MONMOUTH*>+	W, 70-59

March (0-2)

3	at Niagara*&	L, 74-52
5	at Canisius*&	L, 67-64
10	vs. #11 Quinnipiac\$+	7 PM
11	MAAC Semifinals\$+~	8:30 PM
12	MAAC Championship\$!	4 PM

All times are Eastern Standard Time

Home Games in **BOLD CAPS**

*MAAC Game

^Br. Ed Coughlin Franciscan Cup

%Homecoming

+ESPN+

&ESPN3

#ESPN3 or ESPN+

@FS2

>My4 Albany

!ESPNU

~ESPNews

<NBC Sports Boston

\$Hercules Tires MAAC Championships
(Atlantic City, NJ)

HERCULES TIRES MAAC CHAMPIONSHIPS - QUARTERFINALS



#3 Siena (15-13) vs. #11 Quinnipiac (13-16)

Thursday, March 10, 2022 - 7 PM
Jim Whelan Boardwalk Hall (10,491) - Atlantic City, NJ

TV: **ESPN+**

RADIO:



ONLINE: **STREAMING LIVE** 

Eddy Occhipinti
Chris Williams
Daryl Fein

Emmanuel Barbari
Joe Mixie

Siena College Athletic Communications

Marcelle Athletic Complex
515 Loudon Road - Loudonville, NY 12211-1462
Ph: 518-783-2377 - SienaSaints.com
Assistant Athletic Director for Communications: Mike Demos
Press/Cell Phone: 336-675-7374
E-mail: mdemos@siena.edu

Previous Starters

# - POS	NAME/CL/HT/WT/HOMETOWN	PPG	RPG	APG	MPG
11 - G	Anthony Gaines* (Gr., 6-5/203, Kingston, NY)	10.9	7.1	2.2	33.5
55 - F	Jackson Stormo* (Sr., 6-9/247, Santa Barbara, CA)	11.1	6.8	1.3	29.8
1 - G	Jared Billups (Fr., 6-4/189, Waldorf, MD)	5.5	4.8	0.8	27.4
3 - G	Colby Rogers (Jr., 6-4/184, Covington, GA)	14.1	2.1	1.3	32.3
0 - G	Nick Hopkins* (Gr., 6-0/171, Fayetteville, TN)	8.0	2.4	1.2	25.7

2021-22 Stats

Reserves (Listed Numerically)

# - POS	NAME/CL/HT/WT/HOMETOWN	PPG	RPG	APG	MPG
2 - G	Javian McCollum (Fr., 6-2/153, Fort Myers, FL)	6.3	0.8	1.7	17.5
5 - G	Jayce Johnson (Sr., 6-5/208, Buffalo, NY)	2.6	2.2	0.8	12.7
13 - G	Aidan Dagostino (Fr., 6-1/147, Saratoga Springs, NY)	0.0	0.0	0.0	1.0
14 - F	Jordan Kellier (Jr., 6-6/226, Portmore, Jamaica)	3.8	2.4	0.3	11.4
15 - G	Robert Mahala* (Sr., 6-5/171, Jackson, NJ)	1.1	0.3	0.3	3.5
21 - F	Michael Tertsea (R-Sr., 6-10/237, Benue State Nigeria)	0.0	0.6	0.0	3.1
22 - G	Andrew Platek (5th Yr., 6-4/213, Guilderland, NY)	9.0	3.6	1.8	20.0
23 - G	Taihlend Owens (Fr., 6-6/186, Canton, GA)	N/A	N/A	N/A	N/A
24 - F	Michael Baer (Gr., 6-7/212, Bettendorf, IA)	2.0	1.9	0.4	11.2
25 - G	Aidan Carpenter (So., 6-4/195, Hamden, CT)	7.5	1.3	0.7	18.2
33 - F	Steven Lazar (So., 6-6/174, Toronto, ON)	0.0	0.3	0.0	2.0

*Captain



@SienaSaints
@SienaMBB



SienaSaints
SienaBasketball



@SienaSaints
@SienaMBB



thesienasaints



SIENA SAINTS 2022 MAAC CHAMPIONSHIPS PREVIEW



No. 3 Siena vs. No. 11 Quinnipiac
MAAC Quarterfinals – Thursday, Mar. 10 at 7 PM

MAAC Tournament History Vs. Quinnipiac (0-1)

DATE	LOCATION	ROUND	OUTCOME
Mar. 1, 2018	Albany, NY (Times Union Center)	First Round	#7 Quinnipiac 67, #10 Siena 58

Siena in the MAAC Tournament 33rd Appearance

Overall:	40-26
In Atlantic City:	1-1
First Round:	5-2
Quarterfinals:	21-9
Semifinals:	9-11
Championship:	5-4
As #3 seed:	7-6
Vs. Quinnipiac:	0-1
Vs. #1 seed:	2-7
Vs. #2 seed:	4-9
Vs. #4 seed:	3-2
Vs. #5 seed:	6-2
Vs. #6 seed:	8-0
Vs. #7 seed:	2-1
Vs. #8 seed:	2-0
Vs. #9 seed:	6-1
Vs. #10 seed:	2-0
Vs. #11 seed:	0-0

If Siena Wins...

Advance to the MAAC Semifinals

vs. #2 Saint Peter's

Friday at 8:30 p.m.

TV: ESPNNews

Radio: WGDJ 1300 AM/98.7 FM

(Radio pregame: 8 p.m.)

Season Results

Saint Peter's (2-0)

Dec. 3 Siena 60, at SP 58

Feb. 20 at Siena 84, SP 70

MAAC Tournament Record Vs.

Canisius	5-3
Fairfield	7-1
Fordham	0-0
Holy Cross	0-0
Iona	0-11
La Salle	0-2
Loyola (MD)	1-1
Manhattan	9-2
Marist	6-0
Monmouth	1-0
Niagara	5-3
Quinnipiac	0-1
Rider	4-0
Saint Peter's	2-2

Top MAAC Tournament Programs

	Titles	Record	PCT
1.) Iona	13	61-28	.685
2.) Siena	6	40-26	.606
3.) Manhattan	5	29-36	.446
4.) Saint Peter's	3	38-37	.507
5.) Fairfield	3	34-39	.466

(Former MAAC member La Salle won four championships from 1984-92)

Siena in the MAAC Tournament

Siena is making the program's 33rd MAAC Tournament appearance since joining the conference in 1989-90

The Saints rank second all-time amongst all MAAC programs in both Tournament Championships (six) and wins (40)

Siena won MAAC Championships in 1999, 2002, 2008, 2009, 2010, and 2020

The Saints were awarded the 2020 MAAC Tournament Championship as the highest remaining seed following the cancellation of the conclusion of the MAAC Tournament due to the COVID-19 pandemic

Siena is the No. 3 seed in the MAAC Tournament for the seventh time (1992, 1994, 1998, 2001, 2003, 2016, 2022)

The Saints are 7-6 as the No. 3 seed

Siena has advanced to the MAAC Semifinals each time it has been seeded third, posting a perfect 6-0 record in the quarters

Conversely, the Saints are just 1-6 in MAAC Semifinals as the No. 3 seed, reaching the title game just once (1998)

Siena is a stellar 24-8 (.750) all-time in MAAC Tournament openers, and has won 12 of their last 15

The Saints are 21-9 (.700) all-time in the MAAC Quarterfinals

Siena is seeking to advance to the MAAC Semifinals for a 22nd time in 33 Tournaments, and fifth time in seven seasons

The Saints are set to play in the MAAC Tournament outside of Albany for just the 13th time in 33 appearances

Siena is 11-10 in MAAC Tournament games played outside the Capital Region (29-16 in Albany)

The Saints have won two of their six MAAC Championships outside of Albany (Buffalo - 1999, Atlantic City - 2020)

Siena is facing an 11-seed in the MAAC Tournament for the first time

This marks the ninth MAAC Tournament where there has been an 11-seed, since the league expanded in 2013-14

Siena and Quinnipiac are meeting for just the second time in postseason play, since the Bobcats joined the MAAC in 2013-14

Seventh-seeded Quinnipiac defeated No. 10 Siena 67-58 in the First Round of the 2018 MAAC Tournament in Albany

The Saints are 7-3 this season against the five other teams still left standing in the MAAC Tournament field

TEAM SINGLE-GAME RECORDS

Points	101, vs. Rider (Feb. 26, 1999)
Field Goals	34, vs. Rider (Feb. 26, 1999)
Field Goal Attempts	79, vs. Iona (Mar. 2, 1998)
Field Goal Percentage	.651 (28-43), vs. Rider (Mar. 9, 2019)
3-Point Field Goals	13, vs. Iona (Mar. 3, 1991)
	13, vs. Rider (Feb. 26, 1999)
3-Point Field Goal Attempts	36, vs. La Salle (Mar. 4, 1990)
3-Point Field Goal Percentage	.571 (12-21), vs. Rider (Mar. 9, 2019)
Free Throws	35, vs. Manhattan (Mar. 5, 2016)
Free Throw Attempts	45, vs. Manhattan (Mar. 5, 2016)
Free Throw Percentage	.913 (21-23), vs. La Salle (Mar. 4, 1990)
Rebounds	52, vs. Iona (Mar. 6, 2017)
Assists	25, vs. Fairfield (Mar. 8, 2009)
Steals	15, vs. Canisius (Feb. 28, 1998)
Blocks	8, vs. Niagara (Mar. 9, 2009)
	8, vs. Niagara (Mar. 4, 2002)

INDIVIDUAL SINGLE-GAME RECORDS

Points	36, Dwayne Archbold vs. Marist (Mar. 2, 2002)
Field Goals	12, Marc Brown vs. Iona (Mar. 3, 1991)
Field Goal Attempts	24, Marc Brown vs. Iona (Mar. 3, 1991)
Field Goal Percentage	.875 (7-8), Marcus Faison vs. Canisius (Feb. 28, 1998)
3-Point Field Goals	7, Nico Clareth vs. Monmouth (Mar. 5, 2017)
3-Point Field Goal Attempts	14, Clarence Jackson vs. Manhattan (Mar. 4, 2011)
3-Point Field Goal Percentage	1.000 (3-3), Bryan Balservs. Fairfield (Mar. 5, 1994)
	1.000 (3-3), Isaiah Stewart vs. Manhattan (Mar. 1, 1998)
Free Throws	16, Doremus Bennerman vs. Fairfield (Mar. 5, 1994)
Free Throw Attempts	18, Doremus Bennerman vs. Fairfield (Mar. 3, 1994)
Free Throw Percentage	1.000 (8-8), Doremus Bennerman vs. Niagara (Mar. 7, 1992)
	1.000 (8-8), Doremus Bennerman vs. Manhattan (Mar. 7, 1993)
Rebounds	18, Ryan Rossiter vs. Rider (Mar. 7, 2010)
Assists	14, Ronald Moore vs. Fairfield (Mar. 8, 2009)
Steals	5, Marc Brown vs. Canisius (Mar. 2, 1991)
	5, Melvin Freeny vs. Canisius (Feb. 28, 1998)
Blocks	5, Javion Ogunyemi vs. Manhattan (Mar. 5, 2016)
	5, Brandon Walters vs. Manhattan (Mar. 3, 2012)
Minutes	45, Marc Brown vs. Iona (Mar. 3, 1991)

MAAC TOURNAMENT RESULTS (40-26)

1990 - Knickerbocker Arena (Albany, NY)

Mar. 3 - Quarterfinals	N2 Siena 71, N6 Canisius 53
Mar. 4 - Semifinals	S1 La Salle 106, N2 Siena 90

1991 - Knickerbocker Arena (Albany, NY)

Mar. 2 - Quarterfinals	#1 Siena 71, #9 Canisius 62
Mar. 3 - Semifinals	#4 Iona 95, #1 Siena 90 (OT)

1992 - Knickerbocker Arena (Albany, NY)

Mar. 7 - Quarterfinals	#3 Siena 87, #6 Niagara 57
Mar. 8 - Semifinals	#2 La Salle 84, #3 Siena 71

1993 - Knickerbocker Arena (Albany, NY)

Mar. 6 - Quarterfinals	#4 Siena 70, #5 Fairfield 61
Mar. 7 - Semifinals	#1 Manhattan 71, #4 Siena 70

1994 - Knickerbocker Arena (Albany, NY)

Mar. 5 - Quarterfinals	#3 Siena 84, #6 Fairfield 73
Mar. 6 - Semifinals	#2 Manhattan 68, #3 Siena 65

1995 - Knickerbocker Arena (Albany, NY)

Mar. 4 - Quarterfinals	#3 Saint Peter's 53, #6 Siena 45
------------------------	----------------------------------

1996 - Knickerbocker Arena (Albany, NY)

Mar. 2 - Quarterfinals	#1 Iona 71, #8 Siena 59
------------------------	-------------------------

1997 - Marine Midland Arena (Buffalo, NY)

Mar. 1 - Quarterfinals	#2 Canisius 84, #7 Siena 44
------------------------	-----------------------------

1998 - Pepsi Arena (Albany, NY)

Feb. 28 - Quarterfinals	#3 Siena 87, #6 Canisius 83 (OT)
Mar. 1 - Semifinals	#3 Siena 77, #7 Manhattan 71
Mar. 2 - Championship	#1 Iona 90, #3 Siena 75

1999 - Marine Midland Arena (Buffalo, NY)

Feb. 26 - Quarterfinals	#2 Siena 101, #7 Rider 73
Feb. 27 - Semifinals	#2 Siena 56, #6 Marist 55
Mar. 1 - Championship	#2 Siena 82, #5 Saint Peter's 67

2000 - Pepsi Arena (Albany, NY)

Mar. 4 - Quarterfinals	#1 Siena 82, #8 Canisius 71
Mar. 5 - Semifinals	#1 Siena 90, #5 Niagara 88
Mar. 6 - Championship	#2 Iona 84, #1 Siena 80

2001 - HSBC Arena (Buffalo, NY)

Mar. 3 - Quarterfinals	#3 Siena 79, #6 Manhattan 76
Mar. 4 - Semifinals	#2 Canisius 76, #3 Siena 64

2002 - Pepsi Arena (Albany, NY)

Mar. 1 - First Round	#7 Siena 77, #10 Saint Peter's 66
Mar. 2 - Quarterfinals	#7 Siena 82, #2 Marist 76
Mar. 3 - Semifinals	#7 Siena 83, #6 Fairfield 63
Mar. 4 - Championship	#7 Siena 92, #4 Niagara 77

2003 - Sovereign Bank Arena (Trenton, NJ)

Mar. 8 - Quarterfinals	#3 Siena 70, #6 Marist 68
Mar. 9 - Semifinals	#2 Fairfield 67, #3 Siena 63

2004 - Pepsi Arena (Albany, NY)

Mar. 5 - First Round	#6 Siena 73, #9 Marist 64
Mar. 6 - Quarterfinals	#6 Siena 66, #3 Fairfield 63
Mar. 7 - Semifinals	#2 Niagara 79, #6 Siena 74

2005 - HSBC Arena (Buffalo, NY)

Mar. 4 - First Round	#5 Iona 68, #10 Siena 51
----------------------	--------------------------

2006 - Pepsi Arena (Albany, NY)

Mar. 4 - Quarterfinals	#5 Saint Peter's 63, #4 Siena 62
------------------------	----------------------------------

2007 - Arena at Harbor Yard (Bridgeport, CT)

Mar. 3 - Quarterfinals	#4 Siena 75, #5 Manhattan 72
Mar. 4 - Semifinals	#4 Siena 86, #1 Marist 78
Mar. 5 - Championship	#2 Niagara 83, #4 Siena 79

2008 - Times Union Center (Albany, NY)

Mar. 8 - Quarterfinals	#1 Siena 66, #8 Manhattan 58
Mar. 9 - Semifinals	#1 Siena 65, #4 Loyola 63
Mar. 10 - Championship	#1 Siena 74, #2 Rider 53

2009 - Times Union Center (Albany, NY)

Mar. 7 - Quarterfinals	#1 Siena 77, #9 Canisius 52
Mar. 8 - Semifinals	#1 Siena 80, #5 Fairfield 65
Mar. 9 - Championship	#1 Siena 77, #2 Niagara 70

2010 - Times Union Center (Albany, NY)

Mar. 6 - Quarterfinals	#1 Siena 78, #9 Manhattan 61
Mar. 7 - Semifinals	#1 Siena 72, #5 Rider 62
Mar. 8 - Championship	#1 Siena 72, #2 Fairfield 65 (OT)

2011 - Arena at Harbor Yard (Bridgeport, CT)

Mar. 4 - First Round	#7 Siena 68, #10 Manhattan 66 (OT)
Mar. 5 - Quarterfinals	#2 Iona 94, #7 Siena 64

2012 - MassMutual Center (Springfield, MA)

Mar. 3 - Quarterfinals	#6 Siena 84, #3 Manhattan 82 (OT)
Mar. 4 - Semifinals	#2 Loyola 70, #6 Siena 60

2013 - MassMutual Center (Springfield, MA)

Mar. 8 - First Round	#9 Siena 70, #8 Marist 64
Mar. 9 - Quarterfinals	#1 Niagara 74, #9 Siena 62

2014 - MassMutual Center (Springfield, MA)

Mar. 8 - Quarterfinals	#4 Canisius 71, #5 Siena 65
------------------------	-----------------------------

2015 - Times Union Center (Albany, NY)

Mar. 5 - First Round	#8 Siena 71, #9 Niagara 54
Mar. 7 - Quarterfinals	#1 Iona 74, #8 Siena 71

2016 - Times Union Center (Albany, NY)

Mar. 5 - Quarterfinals	#3 Siena 89, #6 Manhattan 76
Mar. 6 - Semifinals	#2 Iona 81, #3 Siena 70

2017 - Times Union Center (Albany, NY)

Mar. 4 - Quarterfinals	#4 Siena 78, #5 Fairfield 66
Mar. 5 - Semifinals	#4 Siena 89, #1 Monmouth 85
Mar. 6 - Championship	#3 Iona 87, #4 Siena 86 (OT)

2018 - Times Union Center (Albany, NY)

Mar. 1 - First Round	#7 Quinnipiac 67, #10 Siena 58
----------------------	--------------------------------

2019 - Times Union Center (Albany, NY)

Mar. 9 - Quarterfinals	#5 Siena 87, #4 Rider 81
Mar. 10 - Semifinals	#1 Iona 73, #5 Siena 57

2020 - Jim Whelan Boardwalk Hall (Atlantic City, NJ)

Mar. 11 - Quarterfinals	#1 Siena 63, #9 Manhattan 49
-------------------------	------------------------------

2021 - Jim Whelan Boardwalk Hall (Atlantic City, NJ)

Mar. 10 - Quarterfinals	#9 Iona 55, #1 Siena 52
-------------------------	-------------------------

2022 - Jim Whelan Boardwalk Hall (Atlantic City, NJ)

Mar. 10 - Quarterfinals	#3 Siena vs. #11 Quinnipiac
-------------------------	-----------------------------



The Series With Quinnipiac 19th Meeting: Siena leads, 12-6



Neutral - 0-0
Division I - 12-6
MAAC - 10-5
MAAC Tournament - 0-1
Last Meeting - Siena 78, Quinnipiac 71
Feb. 24, 2022 - Hamden, CT

Of Note

Siena has won four straight (Quinnipiac had won the previous four)
The programs met for the first time in 704 days on Jan. 30 in Albany
Quinnipiac was the only MAAC team Siena didn't face during last year's abbreviated season
Carmen Maciariello is 4-0 vs. Quinnipiac
Baker Dunleavy is 4-4 vs. Siena

Regular Season Series

Siena averaged 81.5 points, and posted two of their four highest scoring outputs all season
The Saints shot 52% from both the field and three, and 81% from the free throw line
Colby Rogers averaged 22.5 points in the sweep, shooting 54% from the field and 67% (8-12) from three

Dezi Jones averaged 19.0 points on 61% shooting for Quinnipiac

Last Meeting

Siena broke a 65-all tie with a 9-2 spurt late to prevail
All eight Saints who played scored, with seven scoring eight-plus
Siena shot 52% overall and led for more than 34 minutes
The Saints shot 14-15 free throws in the second half
Rogers led the Saints with 18 points, **Nick Hopkins** added 12
Jones scored a game-high 24 points for the Bobcats



Siena vs. the Metro Atlantic Athletic Conference

Now in their 33rd season as a MAAC member, Siena has won at least a share of nine MAAC Regular Season Championships, and captured six MAAC Tournament titles (1999, 2002, 2008, 2009, 2010, 2020)
The Saints are a league-best 50-24 (.676) in MAAC Regular Season action since the start of the 2018-19 season
371-273 (.576) all-time overall in MAAC competition
331-247 (.573) all-time in MAAC Regular Season action
434-377 (.535) all-time overall vs. the 10 other programs which currently comprise the MAAC

Siena vs. the MAAC All-Time Regular Season (33rd Season)

Canisius	36-30
Fairfield	38-27
Fordham	1-1
Holy Cross	1-1
Iona	36-27
La Salle	3-2
Loyola (MD)	31-16
Manhattan	31-34
Marist	30-20
Monmouth	6-12
Niagara	38-27
Quinnipiac	10-5
Rider	31-17
Saint Peter's	39-28
TOTAL	331-247



	Tale of the Tape	
15-13	Record	13-16
12-8	MAAC	7-13
234	NET	240
66.1	Points	72.1
68.9	Opp Points	72.5
.429	FG%	.432
.439	OPP FG%	.438
.353*	3FG%	.336
.734	FT%	.761*
32.8	Rebounds	34.9
10.0	Assists	14.4
12.8	Turnovers	13.0
4.0	Blocks	2.1
6.1	Steals	6.5

*Leads MAAC

(Through Tuesday)

Carmen Maciariello

Siena '01

Third Season

47-28 (.627)



Siena Basketball alumnus has led his alma mater to at least a share of back-to-back MAAC Regular Season Championships in his first two seasons

Achieved the tied for second best 47-game head coaching start in Siena's storied history at 32-15 (Paul Hewitt: 33-14, Mike Deane: 32-15) through his first two seasons, and was tied for the fourth fastest coach in MAAC history to reach 30 overall wins (43 games)

Finalist for the 2020-21 Hugh Durham (top Division I mid-major coach) and Skip Prosser Man of the Year awards

The only one of the 61 new Division I head coaching hires during the 2019-20 season to lead his team to an outright conference regular season championship

Named one of the "Top-12 Most Immediately Successful Hires of the 2019-20 Season" by CBS Sports' Matt Norlander

Became the first rookie head coach in program history to lead Siena to an outright MAAC Regular Season Championship in his first season, while his 20 wins tied for the most of any first-year Siena head coach.

Native of nearby Clifton Park, NY was promoted to be the 18th head coach in program history on Mar. 25, 2019

Last Mar. 26, the 43-year-old signed a three-year contract extension which runs through the 2025-26 season

Maciariello and his wife, Laura, are the proud parents of a four-year-old daughter, Reese, and a son, Matteo, who celebrated his first birthday on May 12

Year-by-Year With Coach Maciariello

YEAR	OVERALL	MAAC	FINISH
2019-20	20-10	15-5	1st!\$
2020-21	12-5	12-4	T-1st!
2021-22	15-13	12-8	
TOTALS	47-28	39-17	

!MAAC Regular Season Champions
\$MAAC Tournament Champions





QUICK HITS



Siena begins its quest for a seventh MAAC Tournament Championship

The Saints are second all-time in conference history with six MAAC Championships (1999, 2002, 2008, 2009, 2010, 2020)

Siena would need to win three games in 45 hours to capture the MAAC Title

The Saints went 8-2 during the regular season when playing on only one day of rest

Siena averaged 72.4 points on 46% shooting, 39% from three, and 82% from the free throw line

The Saints are just 7-11 when playing on more than one day of rest, while averaging only 62.6 points

Siena secured the program's fourth straight third-place or better MAAC finish

The Saints are a league-best 50-24 (.676) in MAAC Regular Season action since 2018-19

Siena has won at least 11 MAAC Regular Seasons contests in each of the past four seasons

The Saints won at least a share of the MAAC Regular Season Title the past two seasons after being picked to finish sixth and first, respectively

Siena has bookended the four-year run with a tied for second place finish, and a third-place finish this season after being projected to finish eighth in the MAAC Preseason Coaches' Poll

The Saints have also clinched their fourth straight .500 or better overall record

Siena's 331 all-time MAAC Regular Season wins are second only to Iona (420), who entered the conference eight years prior

The Saints have more MAAC wins than Fairfield, Manhattan, and Saint Peter's, despite joining the league eight years after each of those three rivals

Siena enters postseason play looking to bounce back after being swept in Western New York at Niagara and at Canisius to end the regular season

The Saints have not lost three straight since opening the season with four consecutive defeats
Siena boasts three All-MAAC selections

Colby Rogers was named Second Team All-MAAC

The junior guard has enjoyed a breakout first season after joining the Saints from Cal Poly

Rogers ranks 15th nationally in three-point field goal percentage (.424), and second in the MAAC in threes (2.59)

Rogers leads the Saints and stands eighth in the MAAC in scoring (14.1)

Northwestern transfer and graduate student **Anthony Gaines** was named Third Team All-MAAC

Gaines averages 10.9 points and stands sixth in the MAAC in rebounding (7.1)

Gaines is the only Saint to both appear in and start all 28 games, and leads the team with 61 assists

Gaines suffered a season-ending torn ACL in his right knee on the final play of Saturday's regular season finale at Canisius

Jared Billups was named to the MAAC All-Rookie Team

Billups secured a starting role as a freshman, while earning a reputation as one of the league's best lockdown defenders

Billups has appeared in 26 games (16 starts), while averaging 5.4 points and 4.8 rebounds

Named the MAAC Rookie of the Week on Jan. 10, Billups ranks second on the team with 21 blocks

Head coach **Carmen Maciariello** is off to the second best start through the first 56 MAAC Regular Season games in program history

Maciariello's 39 wins through his first 56 MAAC Regular Season games coached are second only to **Mike Deane** (40) in Siena history

Overall, Maciariello is tied with former Iona coach **Jeff Ruland** and former Saint Peter's coach **Ted Fiore** for the tied for sixth best in MAAC history
Siena is 10-1 when scoring 70 or more points this season

The Saints are 8-2 in afternoon tips

Siena is 7-1 when they out-rebound the opposition

The Saints went a stellar 7-1 on Sundays this season, winning their final seven

Siena concluded a stacked month of February with a strong 7-3 record

The 10 games tied for the program's most tilts ever in a month of February (1999, 1983, 1980, 1975, 1974, 1948)

The Saints are a stellar 17-5 (.773) in the month of February under Maciariello

Siena posted an 8-5 record this season at the recently renamed MVP Arena

The Saints completed a season-long four-game homestand spanning just seven days on Feb. 4

Siena had played their first five home games this season over the course of three months

The Saints had entered this season riding a 14-game winning streak at the facility

The 14-game win streak was the second longest in program history at MVP Arena (38 straight from 2008-10)

Siena had also won 16 straight regular season home games in Albany prior to their home-opening defeat

The home-opening loss vs. Delaware (Nov. 13) marked the program's first defeat at MVP Arena since Mar. 10, 2019 (MAAC Semifinals vs. Iona), and first regular season loss downtown since Feb. 17, 2019 vs. Quinnipiac

The Saints played all of their 2020-21 home games on-campus at the UHY Center without spectators due to COVID-19

The home-opener was Siena's first regular season game at MVP Arena in 619 days

Prior to Jan. 1, Siena's home facility had been previously known as the Times Union Center since 2007, and was also previously Pepsi Arena (1997-06) and Knickerbocker Arena (1990-97)

Best MAAC Records (Regular Season Since 2018-19)		
1.) SIENA	50-24	.676
2.) Iona	44-23	.657
3.) Monmouth	44-31	.587
4.) Saint Peter's	44-32	.579
5.) Quinnipiac	35-40	.467

Most MAAC Wins (Regular Season - All-Time)		
	Wins	Joined
1.) Iona	420	1981
2.) SIENA	331	1989
3.) Manhattan	324	1981
4.) Saint Peter's	322	1981
5.) Fairfield	316	1981

Best MAAC Regular Season Coaching Starts (Through First 56 MAAC Regular Season Games)		
1.) Speedy Morris, La Salle	1986-90	51-5
2.) Fran Fraschilla, MANH	1992-96	43-13
3.) Pat Kennedy, Iona	1981-85	42-14
4.) Tim Cluess, Iona	2010-14	41-15
5.) Mike Deane, Siena	1989-92	40-16
6.) Carmen Maciariello, Siena	2019-22	39-17
Jeff Ruland, Iona	1998-02	39-17
Ted Fiore, Saint Peter's	1986-90	39-17

The Saints rallied from 18-down – including a 17-point deficit with 12:28 remaining – to stun Marist on Jan. 14 in Poughkeepsie

Siena closed out the comeback with a 34-10 run over the final 11:48

The 18-point deficit overcome matched the program's largest comeback victory in more than a decade since rallying from 19-down to defeat UAlbany on Dec. 5, 2011

Siena played its first game in 29 days on Jan. 9 vs. Fairfield

The Saints' 29-day gap between games matched James Madison for the longest nationally

Siena was initially scheduled for a 17-day break in December, but the non-conference finale at American (Dec. 28) was canceled, and the ensuing three games (at Iona – Dec. 31, vs. Canisius – Jan. 2, and at Monmouth – Jan. 7) were all not played as scheduled due to COVID-19 issues within either or both programs

The Saints' initial 17-day gap was to have been the program's longest scheduled break between games in 39 years (Dec. 11-29, 1982)

Siena also played their first home game in 37 days when they faced the Stags

The Saints' 37-day gap between home games is tied for the sixth-longest streak nationally this season

The Saints earned their first win of the season – and snapped a six-game losing streak – with their win over Harvard on Nov. 22

Siena had been 22-3 over their previous 25 games immediately preceding their six-game losing streak

Siena returns three scholarship players from last year's MAAC Regular Season Co-Champions

Siena welcomes back only 29% of its scoring, 26% of its rebounding, and 21% of its assists

The returnees played just a collective 53 games (26 starts) in a Siena uniform entering this season

With the addition of North Carolina transfer **Andrew Platek** in mid-November, the Saints now have 11 total newcomers on their 2021-22 roster (seven transfers, four true freshmen)

Siena ranks tied for fourth nationally for the highest number of newcomers on their roster

Four of Siena's transfers – Platek (North Carolina), **Michael Baer** (Iowa), **Anthony Gaines** (Northwestern), and **Jordan Kellier** (Utah) – matriculate from Power-Five programs, which is tied with five other teams for the most in all of Division I

The Saints achieved a 12-5 overall record last season, including a 12-4 league mark to claim a share of the regular season crown

Siena overcame four separate COVID-19 pauses from Nov. 13 onward, including a 21-day span between games in February

The Saints were the second-to-last Division I team (Merrimack) who played to tip-off (Jan. 3)

Siena opened the season with six straight wins to tie for the fourth best start in program history

The Saints were ranked in the College Insider Mid-Major Top-25 Poll three times, reaching as high as 21st (preseason)

Siena ranked amongst the national leaders in scoring defense (63.0 – 22nd), field goal percentage defense (.409 – 42nd), and field goal percentage (.460 – 69th)

The Saints had three players earn All-MAAC honors, highlighted by MAAC Player of the Year

Manny Camper

Camper became the second straight Siena player to be named MAAC Player of the Year (**Jalen Pickett**)

Camper is now starring for the NBA G League's Grand Rapids Gold, while Pickett is enjoying a standout season at Penn State

Longest Gap Between Games

1.) SIENA	29	Dec. 11 – Jan. 9
James Madison	29	Dec. 11-Jan. 9
3.) Saint Peter's	27	Dec. 18 – Jan. 14
4.) George Washington	26	Dec. 13 – Jan. 8
5.) St. Bonaventure	25	Dec. 17 – Jan. 11

Longest Gap Between Home Games

1.) Cal Poly	59	Nov. 15 – Jan. 13
2.) Manhattan	42	Dec. 5 – Jan. 16
3.) Delaware	41	Dec. 10 – Jan. 20
4.) Eastern Illinois	40	Dec. 4 – Jan. 13
Northwestern State	40	Dec. 18 – Jan. 27
6.) SIENA^	37	Dec. 3 – Jan. 9

^Tied with two others

Most Power-Five Transfers

1. SIENA	4
Grand Canyon	4
Iowa State	4
New Mexico	4
TCU	4
Texas A&M	4

Most Newcomers

1. Portland	14
UT Martin	14
3. Central Michigan	12
4. SIENA	11
Air Force	11
Eastern Michigan	11
Jacksonville	11
New Mexico State	11





OF NOTE



Last Time Out: Canisius 67, Siena 64 (Mar. 5 - Buffalo, NY)

Canisius ended the game on a 14-4 run

Siena erased a 16-point first half deficit, taking as much as a seven-point lead with 7:03 remaining

The Saints lost despite shooting 52% from the field, including 8-17 from three

Canisius scored 22 points off 20 Siena turnovers, and attempted 18 more shots

Jackson Stormo posted his third double-double with 18 points and 11 rebounds

Colby Rogers scored 17 points on 6-7 shooting, including 5-6 from three

By The Numbers

29

Days Siena went between games (Dec. 11 - Jan. 9) - tied for the longest streak nationally

37

Days Siena went between home games (Dec. 3 - Jan. 9) - tied for the sixth longest nationally

.676

Siena's MAAC winning percentage since 2018-19 (Best in the MAAC)

11

Total number of newcomers on this year's roster - tied for fourth most nationally

7

Number of upperclassman transfers on this year's Siena team

4

Number of Power-Five transfers, tied for the most nationally

3

Number of scholarship players the Saints return from last year's squad

29

Percent of scoring Siena returns from last year's MAAC Regular Season Co-Champions

53

Total games played in a Siena uniform by the Saints' five total returnees entering season

619

Number of days Siena went between playing regular season home games at MVP Arena

.735

Nick Hopkins' career win percentage in games played at Siena and Belmont (97-35)

6,453

Siena's average home attendance spanning 406 games played at MVP Arena

17-5

Siena's record in the month of February under head coach Carmen Maciariello

39-17

Siena's record in MAAC Regular Season action under head coach Carmen Maciariello

43

Number of games it took Maciariello to reach 30 wins (T-4th fastest MAAC history)

25-2

Siena's record under Maciariello when four or more players score in double figures

35-8

Siena's record under Maciariello when holding the opposition to under 70 points

46-17

Siena's record under Maciariello when holding the opponent to under 50% FG

Points: Margin of Victory

1	2	3	4	5	6	7	8	9	10	11	12	13	14	15+
1	1	1	1	0	2	3	1	1	0	1	0	1	1	1

Points: Margin of Defeat

1	2	3	4	5	6	7	8	9	10	11	12	13	14	15+
0	0	1	0	1	0	1	0	2	0	0	1	0	1	6

INDIVIDUAL CAREER TOTALS*

	'21-'22	CAREER
DOUBLE DIGIT SCORING		
Jackson Stormo	15	26
Colby Rogers	22	22
Anthony Gaines	14	14
Nick Hopkins	9	13
Aidan Carpenter	8	10
Jared Billups	5	5
Javian McCollum	5	5
Jordan Kellier	2	2
Andrew Platek	2	2
Jayce Johnson	1	1

30 POINT GAMES

None

Last: Feb. 17, 2019 (Jalen Pickett vs. Quinnipiac)

20 POINT GAMES

Colby Rogers	4	4
Anthony Gaines	3	3
Jackson Stormo	2	2

10 REBOUND GAMES

Anthony Gaines	6	6
Jackson Stormo	5	6
Jared Billups	1	1
Jordan Kellier	1	1

10 ASSIST GAMES

None

Last: Mar. 6, 2020 (Jalen Pickett at Monmouth)

TRIPLE DOUBLES

None

Last: Dec. 3, 2005 (Kojo Mensah vs. UAlbany)

DOUBLE DOUBLES

Anthony Gaines	3	3
Jackson Stormo	3	3
Jared Billups	1	1
Jordan Kellier	1	1

FIVE OR MORE THREES IN A GAME

Colby Rogers	5	5
--------------	---	---

*At Siena

Team Leaderboard (Games)

Scoring: Gaines (8), Rogers (8), Stormo (5), Carpenter (3), Hopkins (3), McCollum (2), Johnson (1)

Rebounding: Gaines (15), Stormo (10), Billups (6), Baer (1), Johnson (1), Kellier (1), Rogers (1)

Assists: Gaines (10), Stormo (7), McCollum (6), Rogers (6), Hopkins (4), Carpenter (3), Johnson (3), Billups (2), Baer (1)

Minutes: Gaines (14), Rogers (6), Stormo (5), Billups (1), Carpenter (1), Hopkins (1)

Double-Figures Scoring: Rogers (22), Stormo (15), Gaines (14), Hopkins (9), Carpenter (8), Billups (5), McCollum (5), Kellier (2), Platek (2), Johnson (1)

Double-Doubles: Gaines (3), Stormo (3), Billups (1), Kellier (1)

Siena and MVP Arena

Siena Basketball achieved the highest average home attendance amongst all 56 Northeast mid-major programs during the 2019–20 season, according to the NCAA Division I Men's Basketball Attendance Report. Moreover, the Saints broke the top-100 nationally overall in attendance for the 23rd straight season, ranking 83rd overall out of 350 Division I programs with an average of 6,228 fans per game.

Siena leapfrogged Atlantic 10 foe Rhode Island for top billing in Division I Men's Basketball attendance amongst all Northeast mid-major programs during the 2019–20 season. The Northeast is comprised of nine states according to the United States Census Bureau: Connecticut, Maine, Massachusetts, New Hampshire, New Jersey, New York, Pennsylvania, Rhode Island, and Vermont. Mid-major teams are defined as programs from the 25 conferences which do not comprise "high majors," which are the Power 5 (ACC, Big Ten, Big 12, Pac-12, and SEC), AAC, and Big East.

Siena improved 11 spots in the national average attendance rankings to finish 83rd overall in 2019–20, marking the program's highest mark in five years dating back to a ranking of 82nd for the 2014–15 season. The Saints have now ranked in the top-100 nationally in attendance for each of the past 23 seasons, coinciding with the program's full-time move downtown beginning in 1997–98. Siena also stood 12th overall nationally in average home attendance amongst all 263 mid-major programs, an improvement of seven spots from the previous season.

The Saints' average attendance of 6,228 during the 2019–20 season at MVP Arena was the program's highest mark in four years since averaging 6,269 fans in 2015–16, and outranked the NCAA average of 4,601 by more than 26%. Siena saw an increase in average home attendance of 461 spectators from the 2018–19 campaign, as the 7% improvement was the program's highest in 11 years since achieving a 14% increase in 2008–09 from the 2007–08 season. Additionally, the Saints boasted a pair of capacity crowds of 7,146 fans in 2019–20 against Manhattan (Feb. 16) and in the home finale vs. Niagara (Mar. 4).

Siena ranked third in average home attendance amongst the 22 Division I programs from the state of New York, trailing only national leader Syracuse and other high-major competitor St. John's. However, the Saints outranked 16 high-major programs nationally, including nine Power 5 teams in Boston College, California, Georgia Tech, Miami, Northwestern, Oregon State, Stanford, USC, and Washington State.

The stellar fan support helped propel Siena to a perfect 14–0 record at MVP Arena in 2019–20, as the Saints were one of just 13 Division I teams nationally to go undefeated at home in 2019–20. Siena achieved an unblemished home mark for the third time in 23 seasons since making the full-time move downtown (17–0 in both 2008–09 and 2009–10), and the 14-game win streak in Albany marks the second longest in program history (38 straight between 2008–10). The Saints won by an average of 11.1 points per game at home in 2019–20, and trailed for a total of just 14:09 over their final seven games at MVP Arena.

Siena has drawn more than 2.5 million fans over 407 all-time games at MVP Arena, dating back to the program's first home contest in the facility during the 1990–91 season. The Saints welcomed their two-millionth fan on Dec. 23, 2014 vs. Cornell, and have drawn crowds in excess of 10,000 on 33 occasions. Siena holds a 270–137 (.663) all-time record at MVP Arena, including a stellar 255–115 (.689) mark since permanently making the facility its home beginning with the 1997–98 season. Overall, Siena has drawn a total of 2,626,328 fans over 407 dates at MVP Arena, an average of 6,453 fans per game.





Player Quick Hits



Previous Starters

G - #11 Anthony Gaines

Third Team All-MAAC selection

Suffered season-ending torn ACL in his right knee on the final play of Saturday's regular season finale at Canisius

Named MAAC Player of the Week Feb. 14 after averaging 19.0 points and 11.0 rebounds while shooting 50% in a 2-0 week

Only Saint to both play in and start all 28 games so far this season

Averaged 10.9 points, and currently ranks sixth in the MAAC in rebounding (7.1)

Recorded second straight double-double with a collegiate career-high 24 points and 13 rebounds vs. Canisius (Feb. 1)

Posted first collegiate double-double with 14 points and a career-high 14 rebounds vs. Quinnipiac (Jan. 30)

Team captain who also served as a team captain each of his final two seasons at Northwestern University

Northwestern transfer appeared in 97 career games (35 starts), averaging 5.1 points and 3.8 rebounds spanning 22.8 minutes

Saw action in 23 games (five starts), averaging 3.9 points and 4.4 rebounds in 20.9 minutes last season

Rated top player in New Hampshire by ESPN.com and a top-150 national recruit by 247 Sports out of New Hampton School

Second Team All-NEPSAC selection participated in the Jordan Brand Regional Game his senior season

Led NHS to a NEPSAC AAA Regular Season Championship and No. 3 prep school national ranking as a junior

Played AAU locally for the Albany City Rocks, who he helped qualify for the Nike Peach Jam while averaging 16 points and nine rebounds on the Nike EYBL circuit during the summer of 2016

F - #55 Jackson Stormo

Ranks second on the team in scoring (11.1)

Stands fourth in the MAAC in blocks (1.2), sixth in field goal percentage (.538), and ninth in rebounding (6.8)

Posted career-highs of 25 points (10-13 shooting) and 11 rebounds at Georgetown (Nov. 19)

Team captain is team's top-returner in nearly every statistical category

Averaged 10.8 points and 5.5 rebounds in 25.2 minutes spanning all 17 games (10 starts) in his first season with Siena

Led the MAAC shooting 65.5% from the floor, and paced Siena with a +/- of +100 (+9.40 per 40 minutes) last season

Scored in double figures in 11 times last year, highlighted by back-to-back season-high 18-point performances

Named to the 2020-21 NABC Honors Court and MAAC Academic Honor Roll

Matriculated to Siena after spending his first two seasons seeing limited action at Pepperdine

Averaged 17.8 points, 12.8 rebounds, 2.6 blocks, and 2.3 assists as a high school senior at San Marcos

Named the 2018 CIF Southern Section 2A Player of the Year and the Channel League MVP

G - #1 Jared Billups

MAAC All-Rookie Team selection

Named MAAC Rookie of the Week (Jan. 10) following 11-point output in win over Fairfield (Jan. 9)

Posted first collegiate double-double with season-highs of 13 points, 10 rebounds, and three steals at Rider (Feb. 13)

Averaging 5.5 points and 4.8 rebounds in 27.4 minutes

Freshman starred at McDonogh School in Maryland, which also produced recent Siena star **Evan Fisher** '19

Averaged 15.5 points and eight rebounds his junior season

Played his AAU basketball for Team Thrill

Cousin of five-time NBA All-Star, 2004 NBA Finals MVP, and current Portland Trail Blazers Head Coach **Chauncey Billups**

G - #3 Colby Rogers

Second Team All-MAAC selection

Cal Poly transfer ranks 15th nationally in three-point field goal percentage (.424), and second in the MAAC in threes (2.59)

First-year Saint leads the team and ranks eighth in the MAAC in scoring (14.1)

Scored in double figures in 22 of 27 games - including four 20-plus point games - and made five or more threes five times

Scored collegiate career-high 27 points vs. Quinnipiac (Jan. 30)

Was team's second-leading scorer in each of his two seasons at Cal Poly

Appeared in 49 games (25 starts) in his two seasons with the Mustangs, averaging 10.0 points over 26.0 minutes

Averaged 12.2 points, 3.6 rebounds, and 2.2 assists in a team-high 31.8 minutes last season at Cal Poly

Scored in double figures in each of his final seven games at CP, highlighted by a pair of career-high 21-point performances

Led Roselle Catholic (NJ) to a 28-4 record and No. 17 ranking in the USA Today Super-25 National Poll his senior season

G - #0 Nick Hopkins

Team captain ranks third in the MAAC in steals (1.6) and sixth in three-point field goal percentage (.392)

Posted Siena career-highs of 19 points and eight rebounds in win over Fairfield (Jan. 9)

In 132 career games played between Belmont (94) and Siena (38), his teams have posted a 97-35 (.735) overall record

Started in all 11 games in which he appeared in his first year with the Saints before suffering a season-ending injury

Averaged 7.8 points and 3.2 rebounds in 33.8 minutes last season

Shot an efficient 37.5% (18-48) from three-point range, and committed just four turnovers in 372 total minutes played

Scored in double figures four times, highlighted by a season-high 16-point effort at Rider (Jan. 16)

Appeared in 94 games (11 starts) in three seasons at Belmont, averaging 6.5 points in 15.2 minutes, while shooting 37.4% from three and 84.3% from the free throw line

2016 Tennessee Mr. Basketball Class A and a **USA TODAY** Tennessee First Team selection

Averaged a prolific 33.3 points, 6.4 rebounds, 3.1 assists, and 3.3 steals during his senior season at Fayetteville High

Four-time Tennessee 9A All-District honoree, three-time All-Tournament Team selection, and two-time MVP

Scored 2,851 career points during illustrious high school career, including a state-high 931 as a senior



Player Quick Hits



Reserves (Listed Numerically)

G - #2 Javian McCollum

Averaging 6.3 points and 1.7 assists in 17.5 minutes, while shooting a league-best 47% from three (17-36) in MAAC games
 Scored season-high 15 points and added four assists in victory over Saint Peter's (Feb. 20)
 Freshman was an All-Area First Team selection last season at Fort Myers
 Three-time *The News-Press* Player of the Year
 Averaged 20.7 points while leading Fort Myers to the Class 6A Regional Final in 2019-20
 Played on the AAU circuit for CP25

G - #5 Jayce Johnson

Appeared in first 18 games (five starts) before suffering season-ending UCL sprain in his right elbow
 Arrives at Siena after spending past three seasons at Middle Tennessee
 Averaged 7.0 points and 4.7 rebounds in 24.8 minutes over three seasons spanning 80 career games (58 starts) at MTSU
 Appeared in 18 games (11 starts), averaging 5.7 points and 3.7 rebounds in 20.4 minutes last season at Middle Tennessee
 Posted career-highs of 8.5 points, 5.2 rebounds, 2.2 assists, and a .452 field goal percentage as a sophomore in 2019-20
 Averaged 12.6 points, 6.1 rebounds and 3.4 assists in his final prep season at Canisius High
 2017-18 Third Team All-Western New York
 Led Canisius to a NYSPHSAA Class A Championship as a sophomore

G - #13 Aidan Dagostino

Freshman walk-on has played two minutes to date
 Played a post-graduate year at the South Kent School in Connecticut
 Local product helped Saratoga Springs to the program's first Section II Class AA Championship in 31 years in 2019
 Played two seasons for the Blue Streaks, after beginning his high school career at Saratoga Central Catholic

F - #14 Jordan Kellier

Posted first career double-double in first collegiate start at Saint Peter's on Dec. 5 (11 points, 10 rebounds)
 Matriculates to Siena after playing his sophomore season in the Pac-12 at the University of Utah
 Saw action in seven games and played 31 total minutes for the Utes, notching nine points and six rebounds
 Played his freshman season at Williston State, 17.4 points and 8.6 rebounds
 Helped guide Williston State to the 2019-20 NJCAA Region XIII Semifinals
 Attended Redemption Christian Academy in nearby Troy

G - #15 Robert Mahala

Senior walk-on appointed team captain for second straight season
 Appeared in 21 career games, scoring 11 points in 99 total minutes
 2020-21 NABC Honors Court selection and Siena College's Leo Dufort Male Student Athlete of the Month for December 2021
 Appeared in seven games, averaging 8.7 minutes of action last season
 Named to the MAAC All-Academic Team and Academic Honor Roll in each year of eligibility
 Earned three varsity letters and was a two-year starter in high school at Christian Brothers Academy
 Averaged 9.8 points as a senior, and was selected to play in New Jersey's North-South Senior All-Star Game
 Father, **Bobby**, played college basketball at Wagner, and cousin, **Kevin Mahala**, was drafted by the Pittsburgh Pirates in 2016

F - #21 Michael Tertsea

Matriculates to Siena after spending the past two seasons at Division II Gannon University
 Began his collegiate career spending three seasons at the University of Rhode Island
 Appeared in 24 games (20 starts), averaging 5.2 points and 3.8 rebounds in 17.5 minutes in 2019-20 at Gannon
 Rated a three-star recruit out of high school by Scout.com, Rivals.com, and ESPN.com
 Ranked the nation's 35th best center in his class by 247Sports.com
 Helped guide The John Carroll School (MD) to a 27-11 record and a Baltimore Catholic League Championship his senior year
 Named an All-BCL selection, and graduated as John Carroll's second all-time leading rebounder

G - #22 Andrew Platek

Suffered a season-ending full thickness tear of his left Achilles vs. Manhattan (Dec. 3)
 Averaged 9.0 points and 3.6 rebounds in 20.0 minutes over first five games (three starts)
 Local Guilderland standout and North Carolina transfer officially joined team and made Siena debut Nov. 19 at Georgetown
 Began practicing with team Oct. 27 after receiving first waiver from NCAA, and received second waiver Nov. 16
 Appeared in 124 games (11 starts) over four seasons at UNC, averaging 2.6 points and 1.3 rebounds in 10.5 minutes
 Wrapped up prep career playing two seasons at Northfield Mount Hermon (MA), averaging 13.6 points
 All-New England Prep First Team selection
 Played three seasons at Guilderland High, averaging 25.3 points in his final campaign
 Played his AAU basketball for the Albany City Rocks on the Nike EYBL circuit

G - #23 Taihland Owens

Has yet to make his collegiate debut due to injury
 Freshman averaged 18 points as a senior at Cherokee High
 Named a Class 7A Second Team All-State selection in 2019-20, and an Honorable Mention All-State honoree in 2020-21
 Played his AAU basketball for Georgia Stars Select

F - #24 Michael Baer

Started first four games, and is averaging 2.0 points and 1.9 rebounds in 11.2 minutes of action
 Graduate transfer appeared in 20 games (45 minutes), while tallying 10 points and 11 rebounds during his time in Iowa City
 Matriculates to Siena after playing the past three seasons as a walk-on for former head coach **Fran McCaffery** at Iowa
 Three-time Big Ten Distinguished Scholar and Academic All-Big Ten honoree, and two-time NABC Honors Court honoree
 Older brother, **Nicholas Baer**, also played basketball at Iowa (2015-19)

G - #25 Aidan Carpenter

Averaging 7.5 points over 18.2 minutes in 17 appearances (six starts), but has missed the past six games (groin injury)
 Posted a pair of season-high tying 15-point performances
 Averaged 5.7 points in 23.7 minutes of action as a freshman last season
 Named MAAC Rookie of the Week on Jan. 11
 Scored game-high 19 points on 8-11 shooting in first collegiate start at Fairfield (Jan. 10)
 No. 1 recruit in Maine and No. 22 overall in the New England Class of 2020 according to the New England Recruiting Report
 Began 2019-20 season at Lee Academy in Maine before matriculating to Siena as a mid-year enrollee
 2018-19 NEPSAC Player of the Year averaged 24 points and five assists while leading Hyde School in Bath, Maine to the NEPSAC Class C Title

F - #33 Steven Lazar

Sophomore walk-on made collegiate debut on Nov. 16 vs. Yale, and has appeared in three games logging six total minutes
 MAAC Academic Honor Roll honoree
 Averaged 5.3 points and 3.7 rebounds over 16 games his senior season in 2019-20 for Crestwood Prep

Siena Basketball Class of 2026 COMING SOON!

The Last Time

Siena scored 100 points in a game: Siena was defeated by Quinnipiac 107-100 in triple overtime on Feb. 17, 2019 at MVP Arena. It marked the Saints' first 100-point effort in 16 years since a 100-69 win over Saint Peter's on Mar. 1, 2003.

Siena allowed 100 points in a game: Yale defeated Siena 100-89 in triple overtime on Nov. 20, 2019 in New Haven

Siena won an overtime game: Siena won its first overtime game in three years – and snapped a three-game overtime losing streak – with a 76-75 win at Rider on Feb. 13, 2022

Siena lost an overtime game: Siena dropped its second overtime game in five days, losing its MAAC opener 77-72 vs. Manhattan on Dec. 3, 2021 at MVP Arena

Siena was held to 40 points or fewer: St. Bonaventure defeated Siena 82-40 on Jan. 5, 2018 in Olean, NY

Siena held an opponent to 40 points or fewer: Siena scored the final seven points to grind past Saint Peter's 47-40 on Jan. 23, 2021 at the UHY Center in Loudonville, NY

Siena won by more than 30 points: Siena defeated Manhattan 89-54 at MVP Arena on Dec. 4, 2015

Siena lost by more than 30 points: St. Bonaventure defeated Siena 82-40 on Jan. 5, 2018 in Olean, NY

Five Siena players scored in double figures: Five Saints – two of whom were reserves – scored in double figures in Siena's 84-70 victory over Saint Peter's on Feb. 20, 2022 at MVP Arena

Siena grabbed more than 50 rebounds in a game: Siena pulled down 52 rebounds in a 100-89 triple overtime setback at Yale on Nov. 20, 2019 in New Haven

A Siena player scored 40 points or more in a game: Jalen Pickett posted the second highest single-game scoring total in program history, tallying 46 points in a 107-100 triple overtime loss to Quinnipiac on Feb. 17, 2019 at MVP Arena

A Siena player scored 35 or more points in a game: Jalen Pickett posted the second highest single-game scoring total in program history, tallying 46 points in a 107-100 triple overtime loss to Quinnipiac on Feb. 17, 2019 at MVP Arena

A Siena player scored 30 or more points in a game: Jalen Pickett posted the second highest single-game scoring total in program history, tallying 46 points in a 107-100 triple overtime loss to Quinnipiac on Feb. 17, 2019 at MVP Arena

A Siena player grabbed 20 rebounds in a game: OD Anosike had 21 rebounds in Siena's 79-75 win over Marist on January 27, 2013.

Siena made 15 or more three-pointers in a game: The Saints connected on 15 three-pointers in a loss at Fordham on 11/24/01

A Siena player had 10 or more assists in a game: Jalen Pickett posted his second straight double digit assist game, dishing out 11 dimes as Siena clinched the MAAC Regular Season Championship at Monmouth on Mar. 6, 2020

A Siena player had five or more steals in a game: Jalen Pickett swiped all seven of Siena's steals vs. Colgate on Nov. 24, 2018 at MVP Arena

A Siena player had five or more blocks in a game: Javion Ogunyemi had five blocks in an 87-86 overtime defeat vs. Iona in the 2017 MAAC Championship Game

Siena failed to convert a free-throw: Siena went 0-2 from the free throw line in a 57-45 loss vs. Holy Cross on Nov. 18, 2018. Neither team made a free throw in the game, while combining for just three attempts. It marked the first time in 18 years – Dec. 10, 2000 at Marist (0-5) – that Siena failed to make a free throw

Siena failed to convert a 3-pointer: Siena missed all eight of its three-point attempts in an 80-73 loss vs. Canisius on Feb. 4, 2017 at MVP Arena. It marked the second time in 20 games in which the Saints were held without a three, after having gone the previous 221 games without a miss.

Siena did not miss a free-throw: Siena went a perfect 4-4 from the free throw line in an 83-65 loss at Georgetown on Nov. 19, 2021. It marked the first time in 14 years in which Siena was perfect from the charity stripe (11-11 vs. Saint Peter's on Feb. 4, 2007)

Siena player had a triple-double: Kojo Mensah had 20 points, 14 rebounds and 11 assists in Siena's 82-74 OT win over UAlbany on Dec. 3, 2005



Career Games Played/Started

	Career Games	Career Starts	Consec. Games	Consec. Starts
Jackson Stormo	44	37	19	19
Nick Hopkins*	38	34	10	10
Aidan Carpenter	29	11	0	0
Michael Baer*	28	4	28	0
Anthony Gaines*	28	28	28	28
Colby Rogers*	27	26	17	16
Jared Billups	26	16	26	10
Javian McCollum	23	1	14	0
Jordan Kellier*	21	1	11	0
Robert Mahala	21	0	0	0
Jayce Johnson*	18	5	0	0
Michael Tertsea*	6	0	0	0
Andrew Platek*	5	3	0	0
Steven Lazar	3	0	0	0
Aidan Dagostino	2	0	0	0
Taihland Owens	0	0	0	0

*At Siena

Leads and Deficits

Most points	85 vs. Quinnipiac (Jan. 30)
Fewest points	47 at #23/24 St. Bonaventure (Nov. 9)
Most points allowed	83 twice
Fewest points allowed	56 twice
Biggest win	16 at Army West Point (Nov. 30)
Biggest loss	28 twice
Biggest lead	24 at Saint Peter's (Dec. 5)
Biggest deficit	30 vs. Delaware (Nov. 13)
Biggest deficit overcome to win	18 at Marist (Jan. 14)
Biggest lead lost	13 vs. Manhattan (Dec. 3)
Biggest halftime lead	15 at Holy Cross (Dec. 11)
Biggest halftime deficit	15 at Monmouth (Feb. 22)
Biggest halftime deficit overcome to win	14 at Marist (Jan. 14)
Biggest halftime lead lost	7 vs. Marist (Feb. 18)
Most points in a half	55 (2nd) at Army West Point (Nov. 30)
Fewest points in a half	15 (2nd) at #23/24 St. Bonaventure (Nov. 9)
Most points allowed in a half	49 (2nd) vs. Yale (Nov. 16)
Fewest points allowed in a half	22 twice

Record by Starting Lineup

Starting Lineup	Record
Baer - Stormo - Gaines - Rogers - Carpenter	0-3
Baer - Stormo - Gaines - Rogers - Hopkins	0-1
Gaines - Stormo - Johnson - Rogers - Hopkins	4-0
Gaines - Stormo - Rogers - Platek - Hopkins	1-2
Gaines - Kellier - Billups - Rogers - McCollum	1-0
Gaines - Stormo - Billups - Rogers - Hopkins	7-6
Gaines - Stormo - Billups - Carpenter - Hopkins	2-0
Gaines - Stormo - Johnson - Rogers - Carpenter	0-1

Siena's Record When...

Leading at halftime	10-3
Trailing at halftime	4-10
Tied at halftime	1-0
Leading with 5:00 left (regulation)	12-3
Trailing with 5:00 left (regulation)	3-10
Tied with 5:00 left	0-0
Overtime	1-2
SC shoots 50% or better from field	6-1
SC shoots between 40-49.9% from field	6-5
SC shoots under 40% from field	3-7
Opponent shoots 50% or better from field	0-4
Opponent shoots between 40-49.9% from field	10-7
Opponent shoots under 40% from field	5-2
SC outrebounds opponent	7-1
Opponent outrebounds SC	5-10
Tied in rebounds	3-2
SC records 10 or more steals	2-3
SC records 15 or more assists	1-1
SC commits 15 turnovers or fewer	13-10
SC commits more than 15 turnovers	2-3
SC commits fewer turnovers than opponent	8-4
SC commits more turnovers than opponent	7-8
Tie in turnovers	0-1
SC shoots 70% or better from the free throw line	13-6
SC shoots under 70% from the free throw line	2-7
SC scores 59 points or fewer	0-7
SC scores between 60-69 points	5-5
SC scores between 70-79 points	7-1
SC scores 80 points or more	3-0
Opponent scores 59 points or fewer	5-0
Opponent scores between 60-69 points	6-3
Opponent scores between 70-79 points	4-7
Opponent scores 80 points or more	0-3
Four or more Saints score in double figures	9-0
Playing in November	2-5
Playing in December	2-1
Playing in January	4-2
Playing in February	7-3
Playing in March	0-2
Playing on Monday	1-0
Playing on Tuesday	2-4
Playing on Wednesday	0-0
Playing on Thursday	1-1
Playing on Friday	3-5
Playing on Saturday	1-2
Playing on Sunday	7-1
Playing in the day time (11 AM-5 PM start)	8-2
Playing at night (5 PM or later start)	7-11
SC plays at MVP Arena	8-5
SC plays on the road	7-8
SC plays on a neutral court	0-0
SC plays west of Albany	0-3
SC plays east of Albany	1-0
SC plays north of Albany	0-0
SC plays south of Albany	6-5
Wearing white uniforms	4-5
Wearing green uniforms	4-5
Wearing gold uniforms	3-2
Wearing black uniforms	4-1

Keepin' Track of the MAAC

For all the latest MAAC Basketball News and Scores visit www.MAACSports.com



MAAC Standings

Team	MAAC		Overall	
	W	L	W	L
1.) Iona	17	3	25	7
2.) Saint Peter's	14	6	17	11
3.) SIENA	12	8	15	13
4.) Monmouth	11	9	19	12
5.) Niagara	9	11	14	15
6.) Marist	9	11	14	16
7.) Fairfield	8	12	15	18
8.) Manhattan	8	12	15	15
9.) Rider	8	12	14	18
10.) Canisius	7	13	11	21
11.) Quinnipiac	7	13	13	16

Today's Other MAAC Action

#4 Monmouth vs. #5 Niagara (MAAC Quarterfinals) 9:30 PM

MAAC Preseason Coaches' Poll

1.) Iona (11)	121
2.) Saint Peter's	91
3.) Marist	75
4.) Monmouth	74
5.) Rider	73
6.) Fairfield	62
7.) Manhattan	58
8.) SIENA	54
9.) Quinnipiac	53
10.) Niagara	39
11.) Canisius	26

*First place votes in parenthesis

Siena's MAAC and NCAA Rankings

Siena	Total	MAAC Rank*	NCAARank
Points	66.1	11th	298th
Opp Points	68.9	7th	169th
Scoring Margin	-2.8	10th	266th
FG%	.429	8th	243rd
Opp FG%	.439	9th	211th
FT%	.734	5th	113th
3-PT%	.353	1st	91st
Opp 3-PT%	.326	7th	134th
3-PT/GM	6.7	7th	250th
Rebounds	32.8	10th	288th
Rebound Margin	-2.4	11th	283rd
Assists	10.0	10th	341st
Steals	6.1	7th	223rd
Blocks	4.0	3rd	78th
Turnovers	12.8	8th	188th
A/TO Ratio	0.78	10th	329th
Turnovers Forced	11.7	8th	256th
Turnover Margin	-1.1	11th	244th

Player			
Colby Rogers	PTS - 14.1	8th	319th
	3FG% - .424	2nd	15th
	3FG - 2.6	2nd	73rd

Anthony Gaines	REB - 7.2	6th	154th
	STL - 1.1	T-10th	N/A
	DREB - 6.1	2nd	44th
	MIN - 33:32	5th	184th

Jackson Stormo	REB - 6.8	9th	193rd
	FG% - .538	6th	N/A
	BLK - 1.2	4th	132nd
	OREB - 2.2	5th	196th

Nick Hopkins	STL - 1.6	3rd	167th
	3FG% - .392	6th	N/A

*Out of 11 teams (through Tuesday)
!Out of 350 ranked teams (Through Tuesday)

MAAC Weekly Honors

Date	Player of the Week	Rookie of the Week
Nov. 15	Marcus Hammond (NIA)	TJ Long (FFD)
Nov. 22	George Papas (MON)	Corey McKeithan (RID)
Nov. 29	Nelly Junior Joseph (ION)	TJ Long (FFD)
Dec. 6	George Papas (MON)	Jao Ituka (MAR)
Dec. 13	Shavar Reynolds (MON)	Jao Ituka (MAR)
Dec. 20	Jao Ituka (MAR)	Jao Ituka (MAR)
Dec. 27	Scott Hitchon (CAN)	Walter Clayton, Jr. (ION)
Jan. 3	Kevin Marfo (QU)	Walter Clayton, Jr. (ION)
Jan. 10	Dwight Murray, Jr. (RID)	Jared Billups (SIE)
Jan. 17	Jose Perez (MAN)	Jao Ituka (MAR)
Jan. 24	Elijah Joiner (ION)	Jao Ituka (MAR)
Jan. 31	Kevin Marfo (QU)	Noah Harris (MAR)
Feb. 7	Marcus Hammond (NIA)	Xzavier Long (CAN)
Feb. 14	Anthony Gaines (SIE)	Jao Ituka (MAR)
Feb. 21	Nelly Junior Joseph (ION)	Jao Ituka (MAR)
Feb. 28	Tyson Jolly (ION)	Jao Ituka (MAR) TJ Long (FFD)
Mar. 7	Marcus Hammond (NIA)	Jao Ituka (MAR)

Quick Chart

Player Season and Career Highs (at Siena)

		2021-22	Career (at Siena)
0 Nick Hopkins	Points Rebounds Assists Steals Blocks	19 vs. Fairfield 1/9/22 8 vs. Fairfield 1/9/22 4 at Army West Point 11/30/21 4 twice 1 three times	Same Same Same Same Same
1 Jared Billups	Points Rebounds Assists Steals Blocks	13 at Rider 2/13/22 10 at Rider 2/13/22 2 five times 3 at Rider 2/13/22 4 twice	Same Same Same Same Same
2 Javian McCollum	Points Rebounds Assists Steals Blocks	15 vs. Saint Peter's 2/20/22 4 at Canisius 3/5/22 6 at Georgetown 11/19/21 2 vs. Canisius 2/1/22 1 twice	Same Same Same Same Same
3 Colby Rogers	Points Rebounds Assists Steals Blocks	27 vs. Quinnipiac 1/30/22 7 vs. Harvard 11/22/21 3 four times 3 twice 2 at Iona 1/25/22	Same Same Same Same Same
5 Jayce Johnson	Points Rebounds Assists Steals Blocks	10 at St. Bonaventure 11/9/21 8 at Iona 1/25/22 3 vs. Rider 2/4/22 2 at Iona 1/25/22 2 vs. Harvard 11/22/21	Same Same Same Same Same
11 Anthony Gaines	Points Rebounds Assists Steals Blocks	24 vs. Canisius 2/1/22 14 vs. Quinnipiac 1/30/22 6 twice 3 twice 2 five times	Same Same Same Same Same
13 Aidan Dagostino	Points Rebounds Assists Steals Blocks	- - - - -	- - - - -
14 Jordan Kellier	Points Rebounds Assists Steals Blocks	11 twice 10 at Saint Peter's 12/5/21 2 twice 1 six times 2 twice	Same Same Same Same Same
15 Robert Mahala	Points Rebounds Assists Steals Blocks	4 twice 1 vs. Yale 11/16/21 1 twice 1 three times -	Same 4 vs. Manhattan 2/27/21 Same 1 four times 1 twice
21 Michael Tertsea	Points Rebounds Assists Steals Blocks	- 2 at Niagara 3/3/22 - - -	- Same - - -
22 Andrew Platek	Points Rebounds Assists Steals Blocks	12 at Georgetown 11/19/21 6 at Bucknell 11/28/21 5 at Georgetown 11/19/21 - -	Same Same Same - -
23 Taihland Owens	Points Rebounds Assists Steals Blocks	- - - - -	- - - - -
24 Michael Baer	Points Rebounds Assists Steals Blocks	8 at Quinnipiac 2/24/22 7 vs. Yale 11/16/21 3 vs. Delaware 11/13/21 3 at St. Bonaventure 11/9/21 1 five times	Same Same Same Same Same
25 Aidan Carpenter	Points Rebounds Assists Steals Blocks	15 twice 4 at Iona 1/25/22 3 twice 2 four times 2 twice	19 at Fairfield 1/10/21 Same 3 three times 2 six times 2 three times
33 Steven Lazar	Points Rebounds Assists Steals Blocks	- 1 vs. Yale 11/16/21 - - -	- Same - - -
55 Jackson Stormo	Points Rebounds Assists Steals Blocks	25 at Georgetown 11/19/21 11 three times 4 twice 2 at Army West Point 11/30/21 4 vs. Quinnipiac 1/30/22	Same Same 5 at Marist 1/31/21 3 at Marist 1/31/21 Same



Quinnipiac at Siena

01/30/22 MVP Arena, Albany, NY
2021-22 Men's Basketball

Game Time: 2:00 PM

Game Duration: 2:06

Attendance: 5,527

Officials: Lee Cassell, Kevin O'Connell, Bill Covington, Jr.

Quinnipiac - 76

Record: 11-8 (6-5)

NO.	Name		Min	FG	3P	FT	Rebounds			Fouls		TP	AS	TO	ST	Blocks		+/-
				M-A	M-A	M-A	OR	DR	TOT	PF	FD					BS	BA	
0	Kevin Marfo	F	30:10	4-14	0-0	8-11	6	11	17	3	7	16	3	3	2	1	3	-13
1	Tymu Chenery	F	21:39	3-5	1-2	0-0	0	1	1	3	1	7	0	0	1	0	0	-13
25	Jacob Rigoni	F	24:43	3-8	2-7	0-0	0	2	2	2	0	8	0	2	1	0	1	-4
2	Matt Balanc	G	30:54	5-14	1-4	2-2	1	1	2	2	1	13	1	2	0	0	1	-5
11	Dezi Jones	G	31:35	4-8	2-2	4-4	0	2	2	5	2	14	3	1	1	0	1	-7
5	Tyrese Williams		24:56	2-6	2-4	4-6	1	2	3	3	3	10	2	1	0	0	2	-4
20	Brendan McGuire		20:50	1-4	0-0	2-2	0	0	0	2	1	4	1	1	0	1	1	4
23	Jamil Riggins		08:14	2-3	0-0	0-0	0	3	3	3	0	4	1	0	0	0	0	2
15	Luis Kortright		06:59	0-0	0-0	0-0	0	0	0	0	0	0	0	0	0	0	0	-5
Team							1	2	3			0		0				
Totals				24-62	8-19	20-25	9	24	33	23	15	76	11	10	5	2	9	-9

Technical Fouls::NONE

Shooting By Period			
1 st	FG%	10-27	37.0%
	3PT%	4-7	57.1%
	FT%	10-12	83.3%
2 nd	FG%	14-35	40.0%
	3PT%	4-12	33.3%
	FT%	10-13	76.9%
GM	FG%	24-62	38.7%
	3PT%	8-19	42.1%
	FT%	20-25	80.0%

Dead Ball Rebounds: 5, 0

Siena - 85

Record: 8-8 (5-3)

NO.	Name		Min	FG	3P	FT	Rebounds			Fouls		TP	AS	TO	ST	Blocks		+/-
				M-A	M-A	M-A	OR	DR	TOT	PF	FD					BS	BA	
55	Jackson Stormo	F	29:12	6-10	0-0	5-6	1	5	6	4	5	17	0	0	1	4	0	6
0	Nick Hopkins	G	28:52	3-5	2-4	1-2	0	4	4	3	2	9	3	0	2	0	0	19
3	Colby Rogers	G	35:36	8-15	5-7	6-6	0	3	3	1	4	27	2	2	1	1	0	8
5	Jayce Johnson	G	12:15	0-4	0-1	1-2	0	1	1	0	1	1	1	1	0	1	1	-2
11	Anthony Gaines	G	39:02	5-9	0-0	4-6	2	12	14	2	8	14	5	2	2	0	1	11
1	Jared Billups		29:22	3-5	0-0	4-4	0	2	2	1	3	10	2	3	0	1	0	7
2	Javian McCollum		14:53	2-4	1-2	0-0	0	1	1	3	0	5	1	1	0	1	0	-7
24	Michael Baer		07:44	1-2	0-0	0-0	0	0	0	1	0	2	0	0	0	1	0	2
21	Michael Tertsea		03:04	0-0	0-0	0-0	0	1	1	0	0	0	0	0	0	0	0	1
Team							0	0	0			0		0				
Totals				28-54	8-14	21-26	3	29	32	15	23	85	14	9	6	9	2	9

Technical Fouls::NONE

Shooting By Period			
1 st	FG%	14-29	48.3%
	3PT%	4-7	57.1%
	FT%	4-5	80%
2 nd	FG%	14-25	56.0%
	3PT%	4-7	57.1%
	FT%	17-21	81%
GM	FG%	28-54	51.9%
	3PT%	8-14	57.1%
	FT%	21-26	80.8%

Dead Ball Rebounds: 4, 0

	QUI	SIENA
Biggest lead	10 (2 nd 15:32)	13 (2 nd 0:57)
Best Scoring Run	8 (1 st 4:09)	10 (1 st 15:40)
Lead Changes	4	
Times Tied	4	
Time with Lead	11:38	24:47

Points from	QUI	SIENA
Turnovers	13	10
Paint	28	28
Second Chance	12	8
Fast Breaks	6	5
Bench	18	17

Period by Period Scoring			
	1st	2nd	TOT
QUI	34	42	76
SIENA	36	49	85



Siena at Quinnipiac

02/24/22 People's United Center, Hamden
2021-22 Men's Basketball

Game Time: 7:00 PM

Game Duration: 1:59

Attendance: 991

Officials: Jeffery Clark, Evon Burroughs, Greg Evans

Siena - 78

Record: 14-11 (11-6)

NO.	Name		Min	FG M-A	3P M-A	FT M-A	Rebounds			Fouls		TP	AS	TO	ST	Blocks		+/-
							OR	DR	TOT	PF	FD					BS	BA	
55	Jackson Stormo	F	15:44	4-9	0-0	1-1	1	3	4	4	2	9	1	2	0	0	0	11
0	Nick Hopkins	G	26:40	4-7	4-6	0-0	0	1	1	2	0	12	0	1	0	0	0	6
1	Jared Billups	G	33:02	3-5	0-0	4-4	3	4	7	0	2	10	1	2	0	0	0	1
3	Colby Rogers	G	34:19	6-11	3-5	3-3	0	1	1	2	4	18	0	0	2	1	0	2
11	Anthony Gaines	G	36:58	3-7	0-0	2-2	0	7	7	1	2	8	5	1	2	0	0	13
14	Jordan Kellier		19:41	2-6	0-3	0-2	1	3	4	1	3	4	2	0	0	1	1	-5
2	Javian McCollum		17:09	2-3	1-2	4-4	0	3	3	2	2	9	1	1	0	0	0	7
24	Michael Baer		16:27	4-6	0-1	0-1	1	0	1	0	1	8	0	0	1	1	0	0
Team							1	4	5			0		0				
Totals				28-54	8-17	14-17	7	26	33	12	16	78	10	7	5	3	1	7

Technical Fouls::NONE

Shooting By Period			
1 st	FG%	14-28	50.0%
	3PT%	5-9	55.6%
	FT%	0-2	0%
2 nd	FG%	14-26	53.8%
	3PT%	3-8	37.5%
	FT%	14-15	93.3%
GM	FG%	28-54	51.9%
	3PT%	8-17	47.1%
	FT%	14-17	82.4%

Dead Ball Rebounds: 1, 0

Quinnipiac - 71

Record: 12-13 (7-10)

NO.	Name		Min	FG M-A	3P M-A	FT M-A	Rebounds			Fouls		TP	AS	TO	ST	Blocks		+/-
							OR	DR	TOT	PF	FD					BS	BA	
0	Kevin Marfo	F	28:01	1-5	0-0	0-2	4	4	8	3	2	2	5	1	2	1	0	-4
1	Tymu Chenery	F	35:41	5-12	3-6	3-3	2	1	3	3	3	16	1	2	1	0	1	-5
25	Jacob Rigoni	F	26:54	1-3	1-3	2-2	0	1	1	1	1	5	1	0	0	0	1	-4
2	Matt Balanc	G	34:16	2-10	0-5	0-0	2	5	7	1	0	4	0	0	1	0	1	-6
11	Dezi Jones	G	32:40	10-15	4-7	0-0	0	3	3	2	1	24	3	1	0	0	0	0
15	Luis Kortright		24:37	7-12	2-4	2-5	2	4	6	3	4	18	2	2	0	0	0	-3
23	Jamil Riggins		10:24	1-3	0-0	0-0	1	2	3	3	1	2	2	1	0	0	0	-2
20	Brendan McGuire		07:27	0-1	0-0	0-0	0	1	1	0	0	0	0	1	0	0	0	-11
Team							0	0	0			0		0				
Totals				27-61	10-25	7-12	11	21	32	16	12	71	14	8	4	1	3	-7

Technical Fouls::NONE

Shooting By Period			
1 st	FG%	12-30	40.0%
	3PT%	4-11	36.4%
	FT%	0-3	0%
2 nd	FG%	15-31	48.4%
	3PT%	6-14	42.9%
	FT%	7-9	77.8%
GM	FG%	27-61	44.3%
	3PT%	10-25	40.0%
	FT%	7-12	58.3%

Dead Ball Rebounds: 2, 0

	SIE	QUI
Biggest lead	14 (1 st 4:01)	2 (1 st 19:51)
Best Scoring Run	10 (1 st 10:16)	15 (2 nd 18:14)
Lead Changes	5	
Times Tied	5	
Time with Lead	34:44	03:46

Points from	SIE	QUI
Turnovers	11	13
Paint	36	30
Second Chance	6	10
Fast Breaks	13	3
Bench	21	20

Period by Period Scoring			
	1st	2nd	TOT
SIE	33	45	78
QUI	28	43	71

2021-2022 Siena College Men's Basketball Overall Statistics (as of Mar 5, 2022)

Overall Record: 15-13 Conf: 12-8 Home: 8-5 Away: 7-8 Neutral: 0-0

#	Player	GP-GS	MIN	AVG	FG		3PT		FT		Rebounds				PF	DQ	A	TO	BLK	STL	PTS	AVG
FG-FGA	FG%	3FG-FGA	3FG%	FT-FTA	FT%	OFF	DEF	TOT	AVG													
03	Rogers, Colby	27-26	873	32.3	134-310	.432	70-165	.424	43-51	.843	7	50	57	2.1	63	2	36	43	9	18	381	14.1
55	Stormo, Jackson	27-27	805	29.8	121-225	.538	1-5	.200	56-78	.718	60	124	184	6.8	79	1	35	46	33	12	299	11.1
11	Gaines, Anthony	28-28	938	33.5	109-265	.411	13-50	.260	73-99	.737	28	171	199	7.1	56	2	61	69	13	28	304	10.9
22	Platek, Andrew	5-3	100	20.0	18-44	.409	5-16	.313	4-4	1.000	4	14	18	3.6	6	0	9	10	0	0	45	9.0
00	Hopkins, Nick	27-23	693	25.7	77-187	.412	47-120	.392	15-20	.750	13	51	64	2.4	34	0	32	25	3	42	216	8.0
25	Carpenter, Aidan	17-6	310	18.2	47-125	.376	4-25	.160	29-36	.806	8	14	22	1.3	24	0	12	18	8	12	127	7.5
02	McCollum, Javian	23-1	403	17.5	46-94	.489	21-49	.429	32-37	.865	2	17	19	0.8	31	0	39	25	2	8	145	6.3
01	Billups, Jared	26-16	713	27.4	43-93	.462	7-26	.269	51-68	.750	35	91	126	4.8	74	1	22	45	21	24	144	5.5
14	Kellier, Jordan	21-1	240	11.4	27-77	.351	10-36	.278	15-21	.714	11	39	50	2.4	30	0	6	15	12	9	79	3.8
05	Johnson, Jayce	18-5	229	12.7	16-57	.281	3-16	.188	11-30	.367	5	34	39	2.2	32	1	15	25	7	6	46	2.6
24	Baer, Michael	28-4	313	11.2	24-62	.387	5-18	.278	3-8	.375	11	41	52	1.9	16	0	10	18	5	10	56	2.0
15	Mahala, Robert	8-0	28	3.5	3-5	.600	1-2	.500	2-3	.667	0	2	2	0.3	2	0	2	0	0	3	9	1.1
13	Dagostino, Aidan	2-0	2	1.0	0-0	.000	0-0	.000	0-0	.000	0	0	0	0.0	0	0	0	0	0	0	0	0.0
33	Lazar, Steven	3-0	6	2.0	0-1	.000	0-1	.000	0-0	.000	1	0	1	0.3	0	0	0	0	0	0	0	0.0
21	Tertsea, Michael	7-0	22	3.1	0-5	.000	0-0	.000	0-0	.000	0	4	4	0.6	5	0	0	1	0	0	0	0.0
Total		28	5675	202.7	665-1550	.429	187-529	.353	334-455	.734	224	694	918	32.8	452	7	279	357	113	172	1851	66.11
Opponents			5675	202.7	716-1631	.439	158-484	.326	339-483	.702	276	709	985	35.2	442	6	313	328	87	204	1929	68.89

Team Statistics	Siena	OPP
SCORING	1851	1929
Points Per Game	66.1	68.9
Scoring Margin	-2.8	-
FIELD GOALS-ATT	665-1550	716-1631
Field Goal Pct	.429	.439
3 POINT FG-ATT	187-529	158-484
3PT FG Pct	.353	.326
3PT Made Per Game	6.7	5.6
FREE THROWS-ATT	334-455	339-483
FT Pct	.734	.702
FT Made Per Game	11.9	12.1
REBOUNDS	918	985
Rebounds Per Game	32.8	35.2
Rebounds Margin	-2.4	-
ASSISTS	279	313
Assists Per Game	10.0	11.2
TURNOVERS	357	328
Turnovers Per Game	12.8	11.7
Turnovers Margin	-1.1	-
Assist/Turnover Ratio	0.8	1.0
STEALS	172	204
Steals Per Game	6.1	7.3
BLOCKS	113	87
Blocks Per Game	4.0	3.1
ATTENDANCE	71,741	24,229
Dates/Avg Per Date	13-5,519	15-1,615
Neutral Site #/Avg	-	0-0

Conf	Date	Opponent	W/L	Score	Att.
	11/09/21	at St. Bonaventure	L	47-75	4,617
	11/13/21	DELAWARE	L	63-83	5,842
	11/16/21	YALE	L	54-82	4,729
	11/19/21	at Georgetown	L	65-83	4,460
	11/22/21	HARVARD	W	72-69	4,673
	11/28/21	at Bucknell	L (OT)	56-65	1,146
	11/30/21	at Army West Point	W	83-67	551
*	12/03/21	MANHATTAN	L (OT)	72-77	4,988
*	12/05/21	at Saint Peter's	W	60-58	483
	12/11/21	at Holy Cross	W	72-59	1,191
*	01/09/22	FAIRFIELD	W	69-62	4,918
*	01/14/22	at Marist	W	67-60	927
*	01/21/22	at Manhattan	L	68-75	150
*	01/25/22	at Iona	L	57-74	2,087
*	01/28/22	NIAGARA	W	60-56	5,401
*	01/30/22	QUINNIPIAC	W	85-76	5,527
*	02/01/22	CANISIUS	W	73-65	4,788
*	02/04/22	RIDER	L	60-74	5,710
*	02/06/22	at Fairfield	W	62-56	2,149
*	02/11/22	IONA	W	70-64	6,383
*	02/13/22	at Rider	W (OT)	76-75	1,650
*	02/18/22	MARIST	L	53-62	6,214
*	02/20/22	SAINT PETER'S	W	84-70	6,044
*	02/22/22	at Monmouth	L	59-71	1,646
*	02/24/22	at Quinnipiac	W	78-71	991
*	02/27/22	MONMOUTH	W	70-59	6,524
*	03/03/22	at Niagara	L	52-74	1,062
*	03/05/22	at Canisius	L	64-67	1,119

* = Conference game

Score by Periods	1st	2nd	OT	Total
Siena	836	997	18	1851
Opponents	865	1033	31	1929

2021-2022 Siena College Men's Basketball Overall Statistics (as of Mar 5, 2022)

Conference Games Only

Conf: 12-8 Home: 7-3 Away: 5-5 Neutral: 0-0

#	Player	GP-GS	MIN	AVG	FG		3PT		FT		Rebounds				PF	DQ	A	TO	BLK	STL	PTS	AVG
					FG-FGA	FG%	3FG-FGA	3FG%	FT-FTA	FT%	OFF	DEF	TOT	AVG								
03	Rogers, Colby	19-18	613	32.3	96-223	.430	46-111	.414	34-41	.829	4	36	40	2.1	40	0	24	34	9	14	272	14.3
11	Gaines, Anthony	20-20	690	34.5	84-205	.410	8-33	.242	51-72	.708	21	132	153	7.7	43	1	47	52	7	25	227	11.4
55	Stormo, Jackson	19-19	577	30.4	82-151	.543	0-1	.000	43-56	.768	40	87	127	6.7	56	1	25	31	25	6	207	10.9
00	Hopkins, Nick	19-18	504	26.5	53-136	.390	31-86	.360	15-19	.789	8	35	43	2.3	25	0	13	20	1	32	152	8.0
25	Carpenter, Aidan	13-3	222	17.1	36-97	.371	3-20	.150	23-30	.767	7	10	17	1.3	16	0	7	9	7	10	98	7.5
02	McCollum, Javian	17-1	314	18.5	39-76	.513	17-36	.472	32-37	.865	2	13	15	0.9	25	0	27	19	2	7	127	7.5
01	Billups, Jared	20-15	586	29.3	34-70	.486	3-15	.200	46-62	.742	24	76	100	5.0	57	1	19	38	19	17	117	5.9
22	Platek, Andrew	1-1	6	6.0	2-3	.667	1-1	1.000	0-0	.000	0	3	3	3.0	0	0	1	0	0	0	5	5.0
14	Kellier, Jordan	18-1	204	11.3	22-63	.349	8-29	.276	13-19	.684	8	31	39	2.2	27	0	4	13	9	8	65	3.6
05	Johnson, Jayce	10-4	127	12.7	9-32	.281	1-5	.200	3-11	.273	4	16	20	2.0	17	0	8	10	4	4	22	2.2
24	Baer, Michael	20-0	179	9.0	18-38	.474	4-9	.444	2-5	.400	7	26	33	1.7	8	0	2	6	4	5	42	2.1
15	Mahala, Robert	5-0	13	2.6	1-2	.500	1-2	.500	2-3	.667	0	1	1	0.2	2	0	1	0	0	2	5	1.0
13	Dagostino, Aidan	1-0	1	1.0	0-0	.000	0-0	.000	0-0	.000	0	0	0	0.0	0	0	0	0	0	0	0	0.0
33	Lazar, Steven	2-0	5	2.5	0-0	.000	0-0	.000	0-0	.000	0	0	0	0.0	0	0	0	0	0	0	0	0.0
21	Tertsea, Michael	4-0	9	2.3	0-2	.000	0-0	.000	0-0	.000	0	3	3	0.8	1	0	0	0	0	0	0	0.0
Total		20	4050	202.5	476-1098	.434	123-348	.353	264-355	.744	152	498	650	32.5	317	3	178	242	87	130	1339	66.95
Opponents			4050	202.5	505-1168	.432	102-340	.300	234-339	.690	199	506	705	35.3	328	6	226	242	61	140	1346	67.30

Team Statistics	Siena	OPP
SCORING	1339	1346
Points Per Game	67.0	67.3
Scoring Margin	-0.3	-
FIELD GOALS-ATT	476-1098	505-1168
Field Goal Pct	.434	.432
3 POINT FG-ATT	123-348	102-340
3PT FG Pct	.353	.300
3PT Made Per Game	6.2	5.1
FREE THROWS-ATT	264-355	234-339
FT Pct	.744	.690
FT Made Per Game	13.2	11.7
REBOUNDS	650	705
Rebounds Per Game	32.5	35.3
Rebounds Margin	-2.8	-
ASSISTS	178	226
Assists Per Game	8.9	11.3
TURNOVERS	242	242
Turnovers Per Game	12.1	12.1
Turnovers Margin	0.0	-
Assist/Turnover Ratio	0.7	0.9
STEALS	130	140
Steals Per Game	6.5	7.0
BLOCKS	87	61
Blocks Per Game	4.4	3.1
ATTENDANCE	56,497	12,264
Dates-Avg Per Date	10-5,650	10-1,226
Neutral Site #-Avg	-	0-0

Date	Opponent	W/L	Score	Att.
12/03/21	MANHATTAN	L (OT)	72-77	4988
12/05/21	at Saint Peter's	W	60-58	483
01/09/22	FAIRFIELD	W	69-62	4918
01/14/22	at Marist	W	67-60	927
01/21/22	at Manhattan	L	68-75	150
01/25/22	at Iona	L	57-74	2087
01/28/22	NIAGARA	W	60-56	5401
01/30/22	QUINNIPIAC	W	85-76	5527
02/01/22	CANISIUS	W	73-65	4788
02/04/22	RIDER	L	60-74	5710
02/06/22	at Fairfield	W	62-56	2149
02/11/22	IONA	W	70-64	6383
02/13/22	at Rider	W (OT)	76-75	1650
02/18/22	MARIST	L	53-62	6214
02/20/22	SAINT PETER'S	W	84-70	6044
02/22/22	at Monmouth	L	59-71	1646
02/24/22	at Quinnipiac	W	78-71	991
02/27/22	MONMOUTH	W	70-59	6524
03/03/22	at Niagara	L	52-74	1062
03/05/22	at Canisius	L	64-67	1119

Score by Periods	1st	2nd	OT	Total
Siena	592	735	12	1339
Opponents	601	729	16	1346

2021-22 SIENA MEN'S BASKETBALL TV/RADIO ROSTER



Nick Hopkins
Gr. • G • 6-0 • 171
Fayetteville, TN/
Fayetteville/Belmont



Jared Billups
Fr. • G • 6-4 • 189
Waldorf, MD/
McDonogh School



Javian McCollum
Fr. • G • 6-2 • 153
Fort Myers, FL/
Fort Myers




Colby Rogers
Jr. • G • 6-4 • 184
Covington, GA/Roselle
Catholic (NJ)/Cal Poly



Jayce Johnson
Sr. • G • 6-5 • 208
Buffalo, NY/Canisius/
Middle Tennessee



Anthony Gaines
Gr. • G • 6-5 • 203
Kingston, NY/New Hampton
School (NH)/Northwestern



Aidan Dagostino
Fr. • G • 6-1 • 147
Saratoga Springs, NY/
Saratoga Springs/
South Kent School (CT)




Jordan Kellier
Jr. • F • 6-6 • 226
Portmore, Jamaica/
Redemption Christian
Academy (NY)/Utah



Robert Mahala
Sr. • G • 6-5 • 171
Jackson, NJ/Christian
Brothers Academy



Michael Tertsea
R-Sr. • F • 6-10 • 237
Benue State, Nigeria/
The John Carroll
School (MD)/Gannon



Andrew Platek
5th. • G • 6-4 • 213
Guilderland, NY/Northfield
Mount Hermon School (MA)/
North Carolina



Taihland Owens
Fr. • G • 6-6 • 186
Canton, GA/Cherokee



Michael Baer
Gr. • F • 6-7 • 212
Bettendorf, IA/
Bettendorf/Iowa



Aidan Carpenter
So. • G • 6-4 • 195
Hamden, CT/
Lee Academy (ME)



Steven Lazar
So. • F • 6-6 • 174
Toronto, ON/
Crestwood Prep



Jackson Stormo
Sr. • F • 6-9 • 247
Santa Barbara, CA/
San Marcos/Pepperdine



Evan Franz
Fr.
Brunswick, NY/
Tamarac

Team Managers


Carter Morelli '22
Aidan Khoury '24
Michael McLoughlin '24
Jack Lumley '23
Thompson Collins '24

C Captain

COACHING STAFF



Carmen Maciariello '01
Head Coach
Third Season



Bobby Castagna
Assistant Coach



Greg Fahey
Assistant Coach



Marcus King
Assistant Coach



Matt Miner
Director of Basketball
Operations



Jonathan Pickett
Special Assistant to
the Head Coach



No.	Name	Cl.	Pos.	Ht.	Wt.	Hometown/High School/Previous School
0	Nick Hopkins	Gr.	G	6-0	171	Fayetteville, TN/Fayetteville/Belmont
1	Jared Billups	Fr.	G	6-4	189	Waldorf, MD/McDonogh School
2	Javian McCollum	Fr.	G	6-2	153	Fort Myers, FL/Fort Myers
3	Colby Rogers	Jr.	G	6-4	184	Covington, GA/Roselle Catholic (NJ)/Cal Poly
5	Jayce Johnson	Sr.	G	6-5	208	Buffalo, NY/Canisius/Middle Tennessee
11	Anthony Gaines	Gr.	G	6-5	203	Kingston, NY/New Hampton School (NH)/Northwestern
13	Aidan Dagostino	Fr.	G	6-1	147	Saratoga Springs, NY/Saratoga Springs/South Kent School (CT)
14	Jordan Kellier	Jr.	F	6-6	226	Portmore, Jamaica/Redemption Christian Academy (NY)/Utah
15	Robert Mahala	Sr.	G	6-5	171	Jackson, NJ/Christian Brothers Academy
21	Michael Tertsea	R-Sr.	F	6-10	237	Benue State, Nigeria/The John Carroll School (MD)/Gannon
22	Andrew Platek	5th.	G	6-4	213	Guilderland, NY/Northfield Mount Hermon School (MA)/North Carolina
23	Taihland Owens	Fr.	G	6-6	186	Canton, GA/Cherokee
24	Michael Baer	Gr.	F	6-7	212	Bettendorf, IA/Bettendorf/Iowa
25	Aidan Carpenter	So.	G	6-4	195	Hamden, CT/Lee Academy (ME)
33	Steven Lazar	So.	F	6-6	174	Toronto, ON/Crestwood Prep
55	Jackson Stormo	Sr.	F	6-9	247	Santa Barbara, CA/San Marcos/Pepperdine
	Evan Franz	Fr.				Brunswick, NY/Tamarac

PRONUNCIATION GUIDE

#13 Aidan Dagostino – Dag-oh-STEE-no
#14 Jordan Kellier – KELL-yurr
#15 Robert Mahala – Mah-HA-la
#21 Michael Tertsea – TERT-see-ah
#22 Andrew Platek – PLAY-tek
#23 Taihland Owens – TIE-land (like the country)
#24 Michael Baer – BARE (like the animal)
#33 Steven Lazar – Lah-ZARR
Carmen Maciariello – Mass-ah-RELL-oh
Bobby Castagna – Cuss-TAHN-yah

SIENASAINTS.COM



2022 HERCULES TIRES MAAC MEN'S BASKETBALL CHAMPIONSHIP

MARCH 8-12 | JIM WHELAN BOARDWALK HALL | ATLANTIC CITY, NJ

@MAACHOOPS | #MAACHOOPS22

First Round
Tuesday
March 8

Quarterfinals
Wednesday/Thursday
March 9/10

Semifinal
Friday
March 11

Championship
Saturday
March 12

Semifinal
Friday
March 11

Quarterfinals
Wednesday/Thursday
March 9/10

First Round
Tuesday
March 8

