

November (2-5)

9	at #23/24 St. Bonaventure+^	L, 75-47
13	DELAWARE%&	L, 83-63
16	YALE&	L, 82-54
19	at Georgetown@	L, 83-65
22	HARVARD&	W, 72-69
28	at Bucknell+	L, 65-56 (OT)
30	at Army West Point+	W, 83-67

December (2-1)

3	MANHATTAN*&	L, 77-72 (OT)
5	at Saint Peter's*&	W, 60-58
11	at Holy Cross+&	W, 72-59
28	at American+	Canceled

January (4-2)

9	FAIRFIELD*>&	W, 69-62
14	at Marist*&	W, 67-60
21	at Manhattan*+	L, 75-68
25	at Iona*&	L, 74-57
28	NIAGARA*>+	W, 60-56
30	QUINNIPIAC*>+	W, 85-76

February (6-3)

1	CANISIUS*>&	W, 73-65
4	RIDER*>&	L, 74-60
6	at Fairfield*+	W, 62-56
11	IONA*!	W, 70-64
13	at Rider*	W, 76-75 (OT)
18	MARIST*>+	L, 62-53
20	SAINT PETER'S*>+	W, 84-70
22	at Monmouth*&	L, 71-59
24	at Quinnipiac*&	W, 78-71
27	MONMOUTH*>+	2 PM

March (0-0)

3	at Niagara*&	7 PM
5	at Canisius*&	4 PM
9-10	MAAC Quarterfinals\$+	TBA
11	MAAC Semifinals\$+~	TBA
12	MAAC Championship\$!	4 PM

All times are Eastern Standard Time

Home Games in **BOLD CAPS**

*MAAC Game

^Br. Ed Coughlin Franciscan Cup

%Homecoming

+ESPN+

&ESPN3

#ESPN3 or ESPN+

@FS2

>My4 Albany

!ESPNU

~ESPNews

<NBC Sports Boston

\$Hercules Tires MAAC Championships

(Atlantic City, NJ)

GAME #26



Siena (14-11, 11-6) vs. Monmouth (18-10, 10-7)

Sunday, February 27, 2022 - 2 PM
MVP Arena (7,146) - Albany, NY



TV:

RADIO:



ONLINE: **ESPN+**

Robert Lee
Kelly O'Donnell

Emmanuel Barbari
Andy Grazulis

Siena College Athletic Communications

Marcelle Athletic Complex
515 Loudon Road - Loudonville, NY 12211-1462
Ph: 518-783-2377 - SienaSaints.com
Assistant Athletic Director for Communications: Mike Demos
Press/Cell Phone: 336-675-7374
E-mail: mdemos@siena.edu

Previous Starters

# - POS	NAME/CL/HT/WT/HOMETOWN	PPG	RPG	APG	MPG
11 - G	Anthony Gaines* (Gr., 6-5/203, Kingston, NY)	11.0	7.1	2.1	33.4
55 - F	Jackson Stormo* (Sr., 6-9/247, Santa Barbara, CA)	11.0	6.8	1.2	29.8
1 - G	Jared Billups (Fr., 6-4/189, Waldorf, MD)	6.0	4.8	0.7	27.0
3 - G	Colby Rogers (Jr., 6-4/184, Covington, GA)	13.7	2.1	1.3	32.0
0 - G	Nick Hopkins* (Gr., 6-0/171, Fayetteville, TN)	8.1	2.6	1.3	26.0

2021-22 Stats

Reserves (Listed Numerically)

# - POS	NAME/CL/HT/WT/HOMETOWN	PPG	RPG	APG	MPG
2 - G	Javian McCollum (Fr., 6-2/153, Fort Myers, FL)	5.8	0.8	1.7	17.0
5 - G	Jayce Johnson (Sr., 6-5/208, Buffalo, NY)	2.6	2.2	0.8	12.7
13 - G	Aidan Dagostino (Fr., 6-1/147, Saratoga Springs, NY)	0.0	0.0	0.0	1.0
14 - F	Jordan Kellier (Jr., 6-6/226, Portmore, Jamaica)	3.9	2.6	0.3	11.7
15 - G	Robert Mahala* (Sr., 6-5/171, Jackson, NJ)	1.3	0.2	0.3	3.8
21 - F	Michael Tertsea (R-Sr., 6-10/237, Benue State Nigeria)	0.0	0.4	0.0	3.4
22 - G	Andrew Platek (5th Yr., 6-4/213, Guilderland, NY)	9.0	3.6	1.8	20.0
23 - G	Taihlend Owens (Fr., 6-6/186, Canton, GA)	N/A	N/A	N/A	N/A
24 - F	Michael Baer (Gr., 6-7/212, Bettendorf, IA)	2.0	1.8	0.4	11.3
25 - G	Aidan Carpenter (So., 6-4/195, Hamden, CT)	7.5	1.3	0.7	18.2
33 - F	Steven Lazar (So., 6-6/174, Toronto, ON)	0.0	0.5	0.0	1.0

*Captain



@SienaSaints
@SienaMBB



SienaSaints
SienaBasketball



@SienaSaints
@SienaMBB



thesienasaints



The Series With Monmouth

22nd Meeting: Monmouth leads, 13-8



Home - 6-6
Division I - 8-13
MAAC - 5-12

Last Meeting - Monmouth 71, Siena 59
Feb. 22, 2022 - West Long Branch, NJ

Of Note

Siena saw its four-game series win streak snapped with Tuesday's defeat. Monmouth is one of only two current or former MAAC programs (Manhattan: 34-31) that holds a winning all-time regular season conference record against Siena (12-5).

Carmen Maciariello is 4-1 vs. Monmouth

King Rice is 12-6 vs. Siena

Last Meeting

Monmouth led by as many as 21 midway through the second half. Siena shot a season-low 31.8% including only 3-20 from three. The Hawks led by 15 at the half after holding the Saints to just 19 points on 22% shooting (7-32) including 0-8 from three. **Jackson Stormo** scored 14 of his 16 points in the second half. **George Papas** posted a game-high 18 points for Monmouth.

Siena vs. the Metro Atlantic Athletic Conference

Now in their 33rd season as a MAAC member, Siena has won at least a share of nine MAAC Regular Season Championships, and captured six MAAC Tournament titles (1999, 2002, 2008, 2009, 2010, 2020).

The Saints are a league-best 49-22 (.690) in MAAC Regular Season action since the start of the 2018-19 season.

370-271 (.577) all-time overall in MAAC competition.

330-245 (.574) all-time in MAAC Regular Season action.



433-375 (.536) all-time overall vs. the 10 other programs which currently comprise the MAAC.

Siena vs. the MAAC

All-Time Regular Season (33rd Season)

Canisius	36-29
Fairfield	38-27
Fordham	1-1
Holy Cross	1-1
Iona	36-27
La Salle	3-2
Loyola (MD)	31-16
Manhattan	31-34
Marist	30-20
Monmouth	5-12
Niagara	38-26
Quinnipiac	10-5
Rider	31-17
Saint Peter's	39-28
TOTAL	330-245



	Tale of the Tape	
14-11	Record	18-10
11-6	MAAC	10-7
231	NET	127
66.6	Points	69.5
69.2	Opp Points	67.4
.429	FG%	.421
.437	OPP FG%	.402*
.348	3FG%	.321
.740	FT%	.736
32.9	Rebounds	37.2
10.0	Assists	11.5
12.5	Turnovers	12.1
4.1	Blocks	3.5
6.4	Steals	6.3

*Leads MAAC

Carmen Maciariello

Siena '01

Third Season

46-26 (.639)



Siena Basketball alumnus has led his alma mater to at least a share of back-to-back MAAC Regular Season Championships in his first two seasons.

Achieved the tied for second best 47-game head coaching start in Siena's storied history at 32-15 (Paul Hewitt: 33-14, Mike Deane: 32-15) through his first two seasons, and was tied for the fourth fastest coach in MAAC history to reach 30 overall wins (43 games).

Finalist for the 2020-21 Hugh Durham (top Division I mid-major coach) and Skip Prosser Man of the Year awards.

The only one of the 61 new Division I head coaching hires during the 2019-20 season to lead his team to an outright conference regular season championship.

Named one of the "Top-12 Most Immediately Successful Hires of the 2019-20 Season" by CBS Sports' Matt Norlander.

Became the first rookie head coach in program history to lead Siena to an outright MAAC Regular Season Championship in his first season, while his 20 wins tied for the most of any first-year Siena head coach.

Native of nearby Clifton Park, NY was promoted to be the 18th head coach in program history on Mar. 25, 2019.

Last Mar. 26, the 43-year-old signed a three-year contract extension which runs through the 2025-26 season.

Maciariello and his wife, Laura, are the proud parents of a four-year-old daughter, Reese, and a son, Matteo, who celebrated his first birthday on May 12.

Year-by-Year With Coach Maciariello

YEAR	OVERALL	MAAC	FINISH
2019-20	20-10	15-5	1st!\$
2020-21	12-5	12-4	T-1st!
2021-22	14-11	11-6	
TOTALS	46-26	38-15	

!MAAC Regular Season Champions
\$MAAC Tournament Champions





QUICK HITS



Siena enters the final Sunday of the regular season tied for second place in the MAAC Standings with Saint Peter's

The Saints hold the head-to-head tiebreaker by virtue of their regular season series sweep of the Peacocks

Siena also enters play just one game up on today's opponent Monmouth, with three games remaining

The Saints secured a First Round bye in the MAAC Tournament following Friday night's results

Siena has locked in a top-five seed, and will play its first MAAC Tournament game either Mar. 9 or Mar. 10 in Atlantic City

The Saints conclude their pivotal five-game, 10-day stretch this afternoon

Siena has split its first four games of the stretch, with a chance to secure a winning record this afternoon

Four of the Saints' five games during the stretch against teams currently ranked in the top-five in the MAAC Standings

Siena went 4-2 during a similarly grueling six-game, 13-day stretch from Jan. 25 - Feb. 6

The Saints had played their previous six games over a 50-day period

Siena is a stellar 6-1 on Sundays this season, and have won six straight

The Saints are also a superb 7-1 in day games, and have won seven straight

Siena is shooting a scintillating 80.3% (110-137) from the free throw line over the past seven games

The Saints had shot a collective 70.8% from the charity stripe prior to this hot stretch

Siena concludes a stacked 10-game month of February this afternoon, having already clinched a winning month at 6-3

The 10 games are tied for the program's most tilts ever in a month of February (1999, 1983, 1980, 1975, 1974, 1948)

The Saints are a stellar 16-5 (.762) in the month of February under head coach **Carmen Maciariello**

Siena is just 6-10 when playing on more than one day of rest this season

The Saints have averaged just 62.8 points, while shooting 68.6% from the free throw line

Siena is 8-1 on just one day's rest, averaging 73.3 points while shooting 82.1% from the charity stripe

The Saints only loss on one day of rest came Tuesday at Monmouth, albeit it was the team's third game in five days

Siena closes out regular season action with four of their final five games on the road, with today marking the lone home games

The Saints have posted a solid 7-6 road record so far this season

Cal Poly transfer **Colby Rogers** continues to lead the Saints in scoring in his first season

The junior guard ranks second in the MAAC in threes per game (2.42) and third in three-point field goal percentage (.400)

Rogers also leads Siena and ranks 10th in the MAAC in scoring (13.7)

Maciariello is tied with **Paul Hewitt** and **Mike Deane** for the most MAAC Regular Season wins (38) over his first 53 games

Maciariello's 38 wins is tied with four other MAAC coaches for fourth most in league history through 53 MAAC Regular Season games

Siena is in search of the program's fourth straight tied for second or better finish

The Saints are a league-best 49-22 (.690) in MAAC Regular Season action since the start of the 2018-19 season

Siena currently stands tied for second despite being predicted to finish eighth according to the MAAC Preseason Coaches' Poll

The Saints won at least a share of the MAAC Regular Season Title the past two seasons after being picked to finish sixth and first, respectively

Siena's 330 all-time MAAC Regular Season wins are second only to Iona (418), who entered the conference eight years prior

The Saints have more MAAC wins than Fairfield, Manhattan, and Saint Peter's, despite joining the league eight years after each of those three rivals

Siena has posted a 7-5 record this season at the recently renamed MVP Arena

The Saints completed a season-long four-game homestand spanning just seven days on Feb. 4

Siena had played their first five home games this season over the course of three months

The Saints had entered this season riding a 14-game winning streak at the facility

The 14-game win streak was the second longest in program history at MVP Arena (38 straight from 2008-10)

Siena had also won 16 straight regular season home games in Albany prior to their home-opening defeat

The home-opening loss vs. Delaware (Nov. 13) marked the program's first defeat at MVP Arena since Mar. 10, 2019 (MAAC Semifinals vs. Iona), and first regular season loss downtown since Feb. 17, 2019 vs. Quinnipiac

The Saints played all of their 2020-21 home games on-campus at the UHY Center without spectators due to COVID-19

The home-opener was Siena's first regular season game at MVP Arena in 619 days

Prior to Jan. 1, Siena's home facility had been previously known as the Times Union Center since 2007, and was also previously Pepsi Arena (1997-06) and Knickerbocker Arena (1990-97)

Best MAAC Regular Season Coaching Starts (Through 53 Games)

1.) Speedy Morris, La Salle 1986-90	48-5
2.) Fran Fraschilla, MANH 1992-96	40-13
Pat Kennedy, Iona 1981-85	40-13
4.) Carmen Maciariello, Siena* 2019-22	38-15
*Tied with four others	

Best 53-Game Siena MAAC Starts

1.) Carmen Maciariello 2019-22	38-15
Paul Hewitt 1997-00	38-15
Mike Deane 1989-92	38-15

Best 54-Game MAAC Starts

1.) Speedy Morris, LaSalle 1986-90	49-5
2.) Fran Fraschilla, MANH 1992-96	41-13
3.) Pat Kennedy, Iona 1981-85	40-14
4.) Tim Cluess, Iona 2010-14	39-15
Mike Deane, Siena 1989-92	39-15

Best MAAC Records (Regular Season Since 2018-19)

1.) SIENA	49-22	.690
2.) Iona	42-22	.656
3.) Monmouth	43-29	.597
4.) Saint Peter's	41-32	.562
5.) Quinnipiac	35-37	.486

Most MAAC Wins (Regular Season - All-Time)

	Wins	Joined
1.) Iona	418	1981
2.) SIENA	330	1989
3.) Manhattan	323	1981
4.) Saint Peter's	319	1981
5.) Fairfield	314	1981

The Saints rallied from 18-down – including a 17-point deficit with 12:28 remaining – to stun Marist on Jan. 14 in Poughkeepsie

Siena closed out the comeback with a 34-10 run over the final 11:48

The 18-point deficit overcome matched the program's largest comeback victory in more than a decade since rallying from 19-down to defeat UAlbany on Dec. 5, 2011

Siena played its first game in 29 days on Jan. 9 vs. Fairfield

The Saints' 29-day gap between games matched James Madison for the longest nationally

Siena was initially scheduled for a 17-day break in December, but the non-conference finale at American (Dec. 28) was canceled, and the ensuing three games (at Iona – Dec. 31, vs. Canisius – Jan. 2, and at Monmouth – Jan. 7) were all not played as scheduled due to COVID-19 issues within either or both programs

The Saints' initial 17-day gap was to have been the program's longest scheduled break between games in 39 years (Dec. 11-29, 1982)

Siena also played their first home game in 37 days when they faced the Stags

The Saints' 37-day gap between home games is tied for the sixth-longest streak nationally this season

The Saints earned their first win of the season – and snapped a six-game losing streak – with their win over Harvard on Nov. 22

Siena had been 22-3 over their previous 25 games immediately preceding their six-game losing streak

Siena returns three scholarship players from last year's MAAC Regular Season Co-Champions

Siena welcomes back only 29% of its scoring, 26% of its rebounding, and 21% of its assists

The returnees played just a collective 53 games (26 starts) in a Siena uniform entering this season

With the addition of North Carolina transfer **Andrew Platek** in mid-November, the Saints now have 11 total newcomers on their 2021-22 roster (seven transfers, four true freshmen)

Siena ranks tied for fourth nationally for the highest number of newcomers on their roster

Four of Siena's transfers – Platek (North Carolina), **Michael Baer** (Iowa), **Anthony Gaines** (Northwestern), and **Jordan Kellier** (Utah) – matriculate from Power-Five programs, which is tied with five other teams for the most in all of Division I

The Saints achieved a 12-5 overall record last season, including a 12-4 league mark to claim a share of the regular season crown

Siena overcame four separate COVID-19 pauses from Nov. 13 onward, including a 21-day span between games in February

The Saints were the second-to-last Division I team (Merrimack) who played to tip-off (Jan. 3)

Siena opened the season with six straight wins to tie for the fourth best start in program history

The Saints were ranked in the College Insider Mid-Major Top-25 Poll three times, reaching as high as 21st (preseason)

Siena ranked amongst the national leaders in scoring defense (63.0 – 22nd), field goal percentage defense (.409 – 42nd), and field goal percentage (.460 – 69th)

The Saints had three players earn All-MAAC honors, highlighted by MAAC Player of the Year

Manny Camper

Camper became the second straight Siena player to be named MAAC Player of the Year (**Jalen Pickett**)

Camper is now starring for the NBA G League's Grand Rapids Gold, while Pickett is enjoying a standout season at Penn State

Longest Gap Between Games

1.) SIENA	29	Dec. 11 – Jan. 9
James Madison	29	Dec. 11-Jan. 9
3.) Saint Peter's	27	Dec. 18 – Jan. 14
4.) George Washington	26	Dec. 13 – Jan. 8
5.) St. Bonaventure	25	Dec. 17 – Jan. 11

Longest Gap Between Home Games

1.) Cal Poly	59	Nov. 15 – Jan. 13
2.) Manhattan	42	Dec. 5 – Jan. 16
3.) Delaware	41	Dec. 10 – Jan. 20
4.) Eastern Illinois	40	Dec. 4 – Jan. 13
Northwestern State	40	Dec. 18 – Jan. 27
6.) SIENA^	37	Dec. 3 – Jan. 9

^Tied with two others

Most Power-Five Transfers

1. SIENA	4
Grand Canyon	4
Iowa State	4
New Mexico	4
TCU	4
Texas A&M	4

Most Newcomers

1. Portland	14
UT Martin	14
3. Central Michigan	12
4. SIENA	11
Air Force	11
Eastern Michigan	11
Jacksonville	11
New Mexico State	11





OF NOTE



Last Time Out: Siena 78, Quinnipiac 71 (Feb. 24 - Hamden, CT)

Siena broke a 65-all tie with a decisive 9-2 run late

The Saints shot 52% from the field, including 8-17 from three

Siena made 14-15 free throws in the second half

All eight Saints who played recorded at least two field goals apiece, and seven of eight scored eight points or more

Colby Rogers led the way with 18 points

By The Numbers

29

Days Siena went between games (Dec. 11 - Jan. 9) - tied for the longest streak nationally

37

Days Siena went between home games (Dec. 3 - Jan. 9) - tied for the sixth longest nationally

.690

Siena's MAAC winning percentage since 2018-19 (Best in the MAAC)

11

Total number of newcomers on this year's roster - tied for fourth most nationally

7

Number of upperclassman transfers on this year's Siena team

4

Number of Power-Five transfers, tied for the most nationally

3

Number of scholarship players the Saints return from last year's squad

29

Percent of scoring Siena returns from last year's MAAC Regular Season Co-Champions

53

Total games played in a Siena uniform by the Saints' five total returnees entering season

619

Number of days Siena went between playing regular season home games at MVP Arena

.744

Nick Hopkins' career win percentage in games played at Siena and Belmont (96-33)

6,453

Siena's average home attendance spanning 406 games played at MVP Arena

16-5

Siena's record in the month of February under head coach Carmen Maciariello

38-15

Siena's record in MAAC Regular Season action under head coach Carmen Maciariello

43

Number of games it took Maciariello to reach 30 wins (T-4th fastest MAAC history)

24-2

Siena's record under Maciariello when four or more players score in double figures

34-7

Siena's record under Maciariello when holding the opposition to under 70 points

45-15

Siena's record under Maciariello when holding the opponent to under 50% FG

Points: Margin of Victory

1	2	3	4	5	6	7	8	9	10	11	12	13	14	15+
1	1	1	1	0	2	3	1	1	0	0	0	1	1	1

Points: Margin of Defeat

1	2	3	4	5	6	7	8	9	10	11	12	13	14	15+
0	0	0	0	1	0	1	0	2	0	0	1	0	1	5

INDIVIDUAL CAREER TOTALS*

	'21-'22	CAREER
DOUBLE DIGIT SCORING		
Jackson Stormo	13	24
Colby Rogers	19	19
Anthony Gaines	12	12
Nick Hopkins	8	12
Aidan Carpenter	8	10
Jared Billups	5	5
Javian McCollum	4	4
Jordan Kellier	2	2
Andrew Platek	2	2
Jayce Johnson	1	1

30 POINT GAMES

None

Last: Feb. 17, 2019 (Jalen Pickett vs. Quinnipiac)

20 POINT GAMES

Anthony Gaines	3	3
Colby Rogers	3	3
Jackson Stormo	2	2

10 REBOUND GAMES

Anthony Gaines	6	6
Jackson Stormo	4	5
Jared Billups	1	1
Jordan Kellier	1	1

10 ASSIST GAMES

None

Last: Mar. 6, 2020 (Jalen Pickett at Monmouth)

TRIPLE DOUBLES

None

Last: Dec. 3, 2005 (Kojo Mensah vs. UAlbany)

DOUBLE DOUBLES

Anthony Gaines	3	3
Jackson Stormo	2	2
Jared Billups	1	1
Jordan Kellier	1	1

FIVE OR MORE THREES IN A GAME

Colby Rogers	3	3
--------------	---	---

*At Siena

Team Leaderboard (Games)

Scoring: Gaines (8), Rogers (7), Stormo (4), Carpenter (3), Hopkins (3), Johnson (1), McCollum (1)

Rebounding: Gaines (14), Stormo (9), Billups (5), Baer (1), Johnson (1), Kellier (1), Rogers (1)

Assists: Gaines (8), Rogers (6), McCollum (5), Stormo (5), Hopkins (4), Carpenter (3), Johnson (3), Baer (1), Billups (1)

Minutes: Gaines (13), Rogers (5), Stormo (4), Billups (1), Carpenter (1), Hopkins (1)

Double-Figures Scoring: Rogers (19), Stormo (13), Gaines (12), Carpenter (8), Hopkins (8), Billups (5), McCollum (4), Kellier (2), Platek (2), Johnson (1)

Double-Doubles: Gaines (2), Stormo (2), Billups (1), Kellier (1)

Siena and MVP Arena

Siena Basketball achieved the highest average home attendance amongst all 56 Northeast mid-major programs during the 2019-20 season, according to the NCAA Division I Men's Basketball Attendance Report. Moreover, the Saints broke the top-100 nationally overall in attendance for the 23rd straight season, ranking 83rd overall out of 350 Division I programs with an average of 6,228 fans per game.

Siena leapfrogged Atlantic 10 foe Rhode Island for top billing in Division I Men's Basketball attendance amongst all Northeast mid-major programs during the 2019-20 season. The Northeast is comprised of nine states according to the United States Census Bureau: Connecticut, Maine, Massachusetts, New Hampshire, New Jersey, New York, Pennsylvania, Rhode Island, and Vermont. Mid-major teams are defined as programs from the 25 conferences which do not comprise "high majors," which are the Power 5 (ACC, Big Ten, Big 12, Pac-12, and SEC), AAC, and Big East.

Siena improved 11 spots in the national average attendance rankings to finish 83rd overall in 2019-20, marking the program's highest mark in five years dating back to a ranking of 82nd for the 2014-15 season. The Saints have now ranked in the top-100 nationally in attendance for each of the past 23 seasons, coinciding with the program's full-time move downtown beginning in 1997-98. Siena also stood 12th overall nationally in average home attendance amongst all 263 mid-major programs, an improvement of seven spots from the previous season.

The Saints' average attendance of 6,228 during the 2019-20 season at MVP Arena was the program's highest mark in four years since averaging 6,269 fans in 2015-16, and outranked the NCAA average of 4,601 by more than 26%. Siena saw an increase in average home attendance of 461 spectators from the 2018-19 campaign, as the 7% improvement was the program's highest in 11 years since achieving a 14% increase in 2008-09 from the 2007-08 season. Additionally, the Saints boasted a pair of capacity crowds of 7,146 fans in 2019-20 against Manhattan (Feb. 16) and in the home finale vs. Niagara (Mar. 4).

Siena ranked third in average home attendance amongst the 22 Division I programs from the state of New York, trailing only national leader Syracuse and other high-major competitor St. John's. However, the Saints outranked 16 high-major programs nationally, including nine Power 5 teams in Boston College, California, Georgia Tech, Miami, Northwestern, Oregon State, Stanford, USC, and Washington State.

The stellar fan support helped propel Siena to a perfect 14-0 record at MVP Arena in 2019-20, as the Saints were one of just 13 Division I teams nationally to go undefeated at home in 2019-20. Siena achieved an unblemished home mark for the third time in 23 seasons since making the full-time move downtown (17-0 in both 2008-09 and 2009-10), and the 14-game win streak in Albany marks the second longest in program history (38 straight between 2008-10). The Saints won by an average of 11.1 points per game at home in 2019-20, and trailed for a total of just 14:09 over their final seven games at MVP Arena.

Siena has drawn more than 2.5 million fans over 406 all-time games at MVP Arena, dating back to the program's first home contest in the facility during the 1990-91 season. The Saints welcomed their two-millionth fan on Dec. 23, 2014 vs. Cornell, and have drawn crowds in excess of 10,000 on 33 occasions. Siena holds a 269-137 (.663) all-time record at MVP Arena, including a stellar 254-115 (.688) mark since permanently making the facility its home beginning with the 1997-98 season. Overall, Siena has drawn a total of 2,619,804 fans over 406 dates at MVP Arena, an average of 6,453 fans per game.





Player Quick Hits



Previous Starters

G - #11 Anthony Gaines

Named MAAC Player of the Week Feb. 14 after averaging 19.0 points and 11.0 rebounds while shooting 50% in a 2-0 week
Only Saint to both play in and start all 25 games so far this season
Stands second on the team in scoring (11.0), and ranks sixth in the MAAC in rebounding (7.1)
Recorded second straight double-double with a collegiate career-high 24 points and 13 rebounds vs. Canisius (Feb. 1)
Posted first collegiate double-double with 14 points and a career-high 14 rebounds vs. Quinnipiac (Jan. 30)
Team captain who also served as a team captain each of his final two seasons at Northwestern University
Northwestern transfer appeared in 97 career games (35 starts), averaging 5.1 points and 3.8 rebounds spanning 22.8 minutes
Saw action in 23 games (five starts), averaging 3.9 points and 4.4 rebounds in 20.9 minutes last season
Scored then career-high 18 points while adding seven rebounds at Maryland (Jan. 29, 2019)
Recorded 10-point, five-rebound, four-assist performance in first collegiate start vs. No. 2/1 Michigan State (Feb. 17, 2018)
Rated top player in New Hampshire by ESPN.com and a top-150 national recruit by 247 Sports out of New Hampton School
Second Team All-NEPSAC selection participated in the Jordan Brand Regional Game his senior season
Led NHS to a NEPSAC AAA Regular Season Championship and No. 3 prep school national ranking as a junior
Played AAU locally for the Albany City Rocks, who he helped qualify for the Nike Peach Jam while averaging 16 points and nine rebounds on the Nike EYBL circuit during the summer of 2016

F - #55 Jackson Stormo

Ranks third on the team in scoring (11.0)
Stands fourth in the MAAC in both field goal percentage (.545) and blocks (1.3), and eighth in rebounding (6.8)
Posted career-highs of 25 points (10-13 shooting) and 11 rebounds at Georgetown (Nov. 19)
Team captain is team's top-returner in nearly every statistical category
Averaged 10.8 points and 5.5 rebounds in 25.2 minutes spanning all 17 games (10 starts) in his first season with Siena
Led the MAAC shooting 65.5% from the floor, and paced Siena with a +/- of +100 (+9.40 per 40 minutes) last season
Scored in double figures in 11 times last year, highlighted by back-to-back season-high 18-point performances
Named to the 2020-21 NABC Honors Court and MAAC Academic Honor Roll
Matriculated to Siena after spending his first two seasons seeing limited action at Pepperdine
Averaged 17.8 points, 12.8 rebounds, 2.6 blocks, and 2.3 assists as a high school senior at San Marcos
Named the 2018 CIF Southern Section 2A Player of the Year and the Channel League MVP

G - #1 Jared Billups

Named MAAC Rookie of the Week (Jan. 10) following 11-point output in win over Fairfield (Jan. 9)
Posted first collegiate double-double with season-highs of 13 points, 10 rebounds, and three steals at Rider (Feb. 13)
Averaging 6.0 points and 4.8 rebounds in 27.0 minutes, and ranks tenth in the MAAC in blocks (0.8)
Freshman starred at McDonogh School in Maryland, which also produced recent Siena star **Evan Fisher** '19
Averaged 15.5 points and eight rebounds his junior season
Played his AAU basketball for Team Thrill
Cousin of five-time NBA All-Star, 2004 NBA Finals MVP, and current Portland Trail Blazers Head Coach **Chauncey Billups**

G - #3 Colby Rogers

Cal Poly transfer ranks second in the MAAC in threes per game (2.42) and third in three-point field goal percentage (.400)
First-year Saint leads the team and ranks 10th in the MAAC in scoring (13.7)
Scored collegiate career-high 27 points vs. Quinnipiac (Jan. 30)
Was team's second-leading scorer in each of his two seasons at Cal Poly
Appeared in 49 games (25 starts) in his two seasons with the Mustangs, averaging 10.0 points over 26.0 minutes
Averaged 12.2 points, 3.6 rebounds, and 2.2 assists in a team-high 31.8 minutes last season at Cal Poly
Scored in double figures in each of his final seven games at CP, highlighted by a pair of career-high 21-point performances
Led Roselle Catholic (NJ) to a 28-4 record and No. 17 ranking in the USA Today Super-25 National Poll his senior season
Averaged 12.7 points, 7.0 rebounds, and 3.0 assists while shooting 63.8% from the field as a high school senior in 2018-19

G - #0 Nick Hopkins

Team captain ranks third in the MAAC in steals (1.6) and sixth in three-point field goal percentage (.393)
Posted Siena career-highs of 19 points and eight rebounds in win over Fairfield (Jan. 9)
In 129 career games played between Belmont (94) and Siena (35), his teams have posted a 96-33 (.744) overall record
Started in all 11 games in which he appeared in his first year with the Saints before suffering a season-ending injury
Averaged 7.8 points and 3.2 rebounds in 33.8 minutes last season
Shot an efficient 37.5% (18-48) from three-point range, and committed just four turnovers in 372 total minutes played
Scored in double figures four times, highlighted by a season-high 16-point effort at Rider (Jan. 16)
Appeared in 94 games (11 starts) in three seasons at Belmont, averaging 6.5 points in 15.2 minutes, while shooting 37.4% from three and 84.3% from the free throw line
2016 Tennessee Mr. Basketball Class A and a **USA TODAY** Tennessee First Team selection
Averaged a prolific 33.3 points, 6.4 rebounds, 3.1 assists, and 3.3 steals during his senior season at Fayetteville High
Four-time Tennessee 9A All-District honoree, three-time All-Tournament Team selection, and two-time MVP
Scored 2,851 career points during illustrious high school career, including a state-high 931 as a senior



Player Quick Hits



Reserves (Listed Numerically)

G - #2 Javian McCollum

Averaging 5.8 points and 1.7 assists in 17.0 minutes, while shooting a team-high 44% from three
Scored season-high 15 points and added four assists in victory over Saint Peter's (Feb. 20)
Freshman was an All-Area First Team selection last season at Fort Myers
Three-time *The News-Press* Player of the Year
Averaged 20.7 points while leading Fort Myers to the Class 6A Regional Final in 2019-20
Played on the AAU circuit for CP25

G - #5 Jayce Johnson

Appeared in first 18 games (five starts) before suffering season-ending UCL sprain in his right elbow
Arrives at Siena after spending past three seasons at Middle Tennessee
Averaged 7.0 points and 4.7 rebounds in 24.8 minutes over three seasons spanning 80 career games (58 starts) at MTSU
Appeared in 18 games (11 starts), averaging 5.7 points and 3.7 rebounds in 20.4 minutes last season at Middle Tennessee
Posted career-highs of 8.5 points, 5.2 rebounds, 2.2 assists, and a .452 field goal percentage as a sophomore in 2019-20
Averaged 12.6 points, 6.1 rebounds and 3.4 assists in his final prep season at Canisius High
2017-18 Third Team All-Western New York
Led Canisius to a NYSPHSAA Class A Championship as a sophomore

G - #13 Aidan Dagostino

Freshman walk-on has played two minutes to date
Played a post-graduate year at the South Kent School in Connecticut
Local product helped Saratoga Springs to the program's first Section II Class AA Championship in 31 years in 2019
Played two seasons for the Blue Streaks, after beginning his high school career at Saratoga Central Catholic

F - #14 Jordan Kellier

Posted first career double-double in first collegiate start at Saint Peter's on Dec. 5 (11 points, 10 rebounds)
Matriculates to Siena after playing his sophomore season in the Pac-12 at the University of Utah
Saw action in seven games and played 31 total minutes for the Utes, notching nine points and six rebounds
Played his freshman season at Williston State, 17.4 points and 8.6 rebounds
Helped guide Williston State to the 2019-20 NJCAA Region XIII Semifinals
Attended Redemption Christian Academy in nearby Troy

G - #15 Robert Mahala

Senior walk-on appointed team captain for second straight season
Appeared in 19 career games, scoring 10 points in 94 total minutes
2020-21 NABC Honors Court selection and Siena College's Leo Dufort Male Student Athlete of the Month for December 2021
Appeared in seven games, averaging 8.7 minutes of action last season
Named to the MAAC All-Academic Team and Academic Honor Roll in each year of eligibility
Earned three varsity letters and was a two-year starter in high school at Christian Brothers Academy
Averaged 9.8 points as a senior, and was selected to play in New Jersey's North-South Senior All-Star Game
Father, **Bobby**, played college basketball at Wagner, and cousin, **Kevin Mahala**, was drafted by the Pittsburgh Pirates in 2016

F - #21 Michael Tertsea

Matriculates to Siena after spending the past two seasons at Division II Gannon University
Began his collegiate career spending three seasons at the University of Rhode Island
Appeared in 24 games (20 starts), averaging 5.2 points and 3.8 rebounds in 17.5 minutes in 2019-20 at Gannon
Rated a three-star recruit out of high school by Scout.com, Rivals.com, and ESPN.com
Ranked the nation's 35th best center in his class by 247Sports.com
Helped guide The John Carroll School (MD) to a 27-11 record and a Baltimore Catholic League Championship his senior year
Named an All-BCL selection, and graduated as John Carroll's second all-time leading rebounder

G - #22 Andrew Platek

Suffered a season-ending full thickness tear of his left Achilles vs. Manhattan (Dec. 3)
Averaged 9.0 points and 3.6 rebounds in 20.0 minutes over first five games (three starts)
Local Guilderland standout and North Carolina transfer officially joined team and made Siena debut Nov. 19 at Georgetown
Began practicing with team Oct. 27 after receiving first waiver from NCAA, and received second waiver Nov. 16
Appeared in 124 games (11 starts) over four seasons at UNC, averaging 2.6 points and 1.3 rebounds in 10.5 minutes
Wrapped up prep career playing two seasons at Northfield Mount Hermon (MA), averaging 13.6 points
All-New England Prep First Team selection
Played three seasons at Guilderland High, averaging 25.3 points in his final campaign
Played his AAU basketball for the Albany City Rocks on the Nike EYBL circuit

G - #23 Taihland Owens

Has yet to make his collegiate debut due to injury
Freshman averaged 18 points as a senior at Cherokee High
Named a Class 7A Second Team All-State selection in 2019-20, and an Honorable Mention All-State honoree in 2020-21
Played his AAU basketball for Georgia Stars Select

F - #24 Michael Baer

Started first four games, and is averaging 2.0 points and 1.8 rebounds in 11.3 minutes of action
Graduate transfer appeared in 20 games (45 minutes), while tallying 10 points and 11 rebounds during his time in Iowa City
Matriculates to Siena after playing the past three seasons as a walk-on for former head coach **Fran McCaffery** at Iowa
Three-time Big Ten Distinguished Scholar and Academic All-Big Ten honoree, and two-time NABC Honors Court honoree
Older brother, **Nicholas Baer**, also played basketball at Iowa (2015-19)

G - #25 Aidan Carpenter

Averaging 7.5 points over 18.2 minutes in 17 appearances (six starts)
Posted a pair of season-high tying 15-point performances
Averaged 5.7 points in 23.7 minutes of action as a freshman last season
Named MAAC Rookie of the Week on Jan. 11
Scored game-high 19 points on 8-11 shooting in first collegiate start at Fairfield (Jan. 10)
No. 1 recruit in Maine and No. 22 overall in the New England Class of 2020 according to the New England Recruiting Report
Began 2019-20 season at Lee Academy in Maine before matriculating to Siena as a mid-year enrollee
2018-19 NEPSAC Player of the Year averaged 24 points and five assists while leading Hyde School in Bath, Maine to the NEPSAC Class C Title

F - #33 Steven Lazar

Sophomore walk-on made collegiate debut on Nov. 16 vs. Yale, and has appeared in two games logging two total minutes
MAAC Academic Honor Roll honoree
Averaged 5.3 points and 3.7 rebounds over 16 games his senior season in 2019-20 for Crestwood Prep

Siena Basketball Class of 2026 COMING SOON!

The Last Time

Siena scored 100 points in a game: Siena was defeated by Quinnipiac 107-100 in triple overtime on Feb. 17, 2019 at MVP Arena. It marked the Saints' first 100-point effort in 16 years since a 100-69 win over Saint Peter's on Mar. 1, 2003.

Siena allowed 100 points in a game: Yale defeated Siena 100-89 in triple overtime on Nov. 20, 2019 in New Haven

Siena won an overtime game: Siena won its first overtime game in three years – and snapped a three-game overtime losing streak – with a 76-75 win at Rider on Feb. 13, 2022

Siena lost an overtime game: Siena dropped its second overtime game in five days, losing its MAAC opener 77-72 vs. Manhattan on Dec. 3, 2021 at MVP Arena

Siena was held to 40 points or fewer: St. Bonaventure defeated Siena 82-40 on Jan. 5, 2018 in Olean, NY

Siena held an opponent to 40 points or fewer: Siena scored the final seven points to grind past Saint Peter's 47-40 on Jan. 23, 2021 at the UHY Center in Loudonville, NY

Siena won by more than 30 points: Siena defeated Manhattan 89-54 at MVP Arena on Dec. 4, 2015

Siena lost by more than 30 points: St. Bonaventure defeated Siena 82-40 on Jan. 5, 2018 in Olean, NY

Five Siena players scored in double figures: Five Saints – two of whom were reserves – scored in double figures in Siena's 84-70 victory over Saint Peter's on Feb. 20, 2022 at MVP Arena

Siena grabbed more than 50 rebounds in a game: Siena pulled down 52 rebounds in a 100-89 triple overtime setback at Yale on Nov. 20, 2019 in New Haven

A Siena player scored 40 points or more in a game: Jalen Pickett posted the second highest single-game scoring total in program history, tallying 46 points in a 107-100 triple overtime loss to Quinnipiac on Feb. 17, 2019 at MVP Arena

A Siena player scored 35 or more points in a game: Jalen Pickett posted the second highest single-game scoring total in program history, tallying 46 points in a 107-100 triple overtime loss to Quinnipiac on Feb. 17, 2019 at MVP Arena

A Siena player scored 30 or more points in a game: Jalen Pickett posted the second highest single-game scoring total in program history, tallying 46 points in a 107-100 triple overtime loss to Quinnipiac on Feb. 17, 2019 at MVP Arena

A Siena player grabbed 20 rebounds in a game: OD Anosike had 21 rebounds in Siena's 79-75 win over Marist on January 27, 2013.

Siena made 15 or more three-pointers in a game: The Saints connected on 15 three-pointers in a loss at Fordham on 11/24/01

A Siena player had 10 or more assists in a game: Jalen Pickett posted his second straight double digit assist game, dishing out 11 dimes as Siena clinched the MAAC Regular Season Championship at Monmouth on Mar. 6, 2020

A Siena player had five or more steals in a game: Jalen Pickett swiped all seven of Siena's steals vs. Colgate on Nov. 24, 2018 at MVP Arena

A Siena player had five or more blocks in a game: Javion Ogunyemi had five blocks in an 87-86 overtime defeat vs. Iona in the 2017 MAAC Championship Game

Siena failed to convert a free-throw: Siena went 0-2 from the free throw line in a 57-45 loss vs. Holy Cross on Nov. 18, 2018. Neither team made a free throw in the game, while combining for just three attempts. It marked the first time in 18 years – Dec. 10, 2000 at Marist (0-5) – that Siena failed to make a free throw

Siena failed to convert a 3-pointer: Siena missed all eight of its three-point attempts in an 80-73 loss vs. Canisius on Feb. 4, 2017 at MVP Arena. It marked the second time in 20 games in which the Saints were held without a three, after having gone the previous 221 games without a miss.

Siena did not miss a free-throw: Siena went a perfect 4-4 from the free throw line in an 83-65 loss at Georgetown on Nov. 19, 2021. It marked the first time in 14 years in which Siena was perfect from the charity stripe (11-11 vs. Saint Peter's on Feb. 4, 2007)

Siena player had a triple-double: Kojo Mensah had 20 points, 14 rebounds and 11 assists in Siena's 82-74 OT win over UAlbany on Dec. 3, 2005



Career Games Played/Started

	Career Games	Career Starts	Consec. Games	Consec. Starts
Jackson Stormo	41	34	16	16
Nick Hopkins*	35	31	7	7
Aidan Carpenter	29	11	0	0
Michael Baer*	25	4	25	0
Anthony Gaines*	25	25	25	25
Colby Rogers*	24	23	14	13
Jared Billups	23	13	23	7
Javian McCollum	20	1	11	0
Robert Mahala	19	0	0	0
Jordan Kellier*	18	1	8	0
Jayce Johnson*	18	5	0	0
Andrew Platek*	5	3	0	0
Michael Tertsea*	4	0	0	0
Aidan Dagostino	2	0	0	0
Steven Lazar	2	0	0	0
Taihland Owens	0	0	0	0

*At Siena

Leads and Deficits

Most points	85 vs. Quinnipiac (Jan. 30)
Fewest points	47 at #23/24 St. Bonaventure (Nov. 9)
Most points allowed	83 twice
Fewest points allowed	56 twice
Biggest win	16 at Army West Point (Nov. 30)
Biggest loss	28 twice
Biggest lead	24 at Saint Peter's (Dec. 5)
Biggest deficit	30 vs. Delaware (Nov. 13)
Biggest deficit overcome to win	18 at Marist (Jan. 14)
Biggest lead lost	13 vs. Manhattan (Dec. 3)
Biggest halftime lead	15 at Holy Cross (Dec. 11)
Biggest halftime deficit	15 at Monmouth (Feb. 22)
Biggest halftime deficit overcome to win	14 at Marist (Jan. 14)
Biggest halftime lead lost	7 vs. Marist (Feb. 18)
Most points in a half	55 (2nd) at Army West Point (Nov. 30)
Fewest points in a half	15 (2nd) at #23/24 St. Bonaventure (Nov. 9)
Most points allowed in a half	49 (2nd) vs. Yale (Nov. 16)
Fewest points allowed in a half	22 twice

Record by Starting Lineup

Starting Lineup	Record
Baer - Stormo - Gaines - Rogers - Carpenter	0-3
Baer - Stormo - Gaines - Rogers - Hopkins	0-1
Gaines - Stormo - Johnson - Rogers - Hopkins	4-0
Gaines - Stormo - Rogers - Platek - Hopkins	1-2
Gaines - Kellier - Billups - Rogers - McCollum	1-0
Gaines - Stormo - Billups - Rogers - Hopkins	6-4
Gaines - Stormo - Billups - Carpenter - Hopkins	2-0
Gaines - Stormo - Johnson - Rogers - Carpenter	0-1

Siena's Record When...

Leading at halftime	9-3
Trailing at halftime	4-8
Tied at halftime	1-0
Leading with 5:00 left (regulation)	11-2
Trailing with 5:00 left (regulation)	3-9
Tied with 5:00 left	0-0
Overtime	1-2
SC shoots 50% or better from field	6-0
SC shoots between 40-49.9% from field	6-4
SC shoots under 40% from field	2-7
Opponent shoots 50% or better from field	0-4
Opponent shoots between 40-49.9% from field	9-5
Opponent shoots under 40% from field	5-2
SC outrebounds opponent	6-1
Opponent outrebounds SC	5-8
Tied in rebounds	3-2
SC records 10 or more steals	2-3
SC records 15 or more assists	1-1
SC commits 15 turnovers or fewer	12-10
SC commits more than 15 turnovers	2-1
SC commits fewer turnovers than opponent	7-4
SC commits more turnovers than opponent	7-6
Tie in turnovers	0-1
SC shoots 70% or better from the free throw line	12-5
SC shoots under 70% from the free throw line	2-6
SC scores 59 points or fewer	0-6
SC scores between 60-69 points	5-4
SC scores between 70-79 points	6-1
SC scores 80 points or more	3-0
Opponent scores 59 points or fewer	4-0
Opponent scores between 60-69 points	6-2
Opponent scores between 70-79 points	4-6
Opponent scores 80 points or more	0-3
Four or more Saints score in double figures	8-0
Playing in November	2-5
Playing in December	2-1
Playing in January	4-2
Playing in February	6-3
Playing in March	0-0
Playing on Monday	1-0
Playing on Tuesday	2-4
Playing on Wednesday	0-0
Playing on Thursday	1-0
Playing on Friday	3-5
Playing on Saturday	1-1
Playing on Sunday	6-1
Playing in the day time (11 AM-5 PM start)	7-1
Playing at night (5 PM or later start)	7-10
SC plays at MVP Arena	7-5
SC plays on the road	7-6
SC plays on a neutral court	0-0
SC plays west of Albany	0-1
SC plays east of Albany	1-0
SC plays north of Albany	0-0
SC plays south of Albany	6-5
Wearing white uniforms	4-5
Wearing green uniforms	4-4
Wearing gold uniforms	3-2
Wearing black uniforms	3-0

Keepin' Track of the MAAC

For all the latest MAAC Basketball News and Scores visit www.MAACSports.com



MAAC Standings

Team	MAAC		Overall	
	W	L	W	L
1.) Iona	15	2	23	5
2.) SIENA	11	6	14	11
Saint Peter's	11	6	13	11
4.) Monmouth	10	7	18	10
5.) Marist	9	9	14	13
6.) Quinnipiac	7	10	12	13
Rider	7	10	11	16
Niagara	7	10	12	14
Manhattan	7	10	14	12
10.) Fairfield	6	11	12	16
11.) Canisius	4	13	8	20

Today's Other MAAC Action

Canisius at Quinnipiac	1 PM
Fairfield at Manhattan	2 PM
Niagara at Saint Peter's	2 PM
Iona at Rider	2 PM

MAAC Weekly Honors

Date	Player of the Week	Rookie of the Week
Nov. 15	Marcus Hammond (NIA)	TJ Long (FFD)
Nov. 22	George Papas (MON)	Corey McKeithan (RID)
Nov. 29	Nelly Junior Joseph (ION)	TJ Long (FFD)
Dec. 6	George Papas (MON)	Jao Ituka (MAR)
Dec. 13	Shavar Reynolds (MON)	Jao Ituka (MAR)
Dec. 20	Jao Ituka (MAR)	Jao Ituka (MAR)
Dec. 27	Scott Hitchon (CAN)	Walter Clayton, Jr. (ION)
Jan. 3	Kevin Marfo (QU)	Walter Clayton, Jr. (ION)
Jan. 10	Dwight Murray, Jr. (RID)	Jared Billups (SIE)
Jan. 17	Jose Perez (MAN)	Jao Ituka (MAR)
Jan. 24	Elijah Joiner (ION)	Jao Ituka (MAR)
Jan. 31	Kevin Marfo (QU)	Noah Harris (MAR)
Feb. 7	Marcus Hammond (NIA)	Xzavier Long (CAN)
Feb. 14	Anthony Gaines (SIE)	Jao Ituka (MAR)
Feb. 21	Nelly Junior Joseph (ION)	Jao Ituka (MAR)
Feb. 28		
Mar. 7		

MAAC Preseason Coaches' Poll

1.) Iona (11)	121
2.) Saint Peter's	91
3.) Marist	75
4.) Monmouth	74
5.) Rider	73
6.) Fairfield	62
7.) Manhattan	58
8.) SIENA	54
9.) Quinnipiac	53
10.) Niagara	39
11.) Canisius	26

*First place votes in parenthesis

Siena's MAAC and NCAA Rankings

Siena	Total	MAAC Rank*	NCAARank
Points	66.6	11th	287th
Opp Points	69.2	7th	177th
Scoring Margin	-2.6	10th	265th
FG%	.429	7th	246th
Opp FG%	.437	8th	210th
FT%	.740	3rd	92nd
3-PT%	.348	4th	127th
Opp 3-PT%	.335	9th	176th
3-PT/GM	6.6	7th	255th
Rebounds	32.9	10th	287th
Rebound Margin	-2.7	11th	293rd
Assists	10.0	10th	342nd
Steals	6.4	6th	196th
Blocks	4.1	3rd	76th
Turnovers	12.5	8th	159th
A/TO Ratio	0.80	9th	320th
Turnovers Forced	11.8	8th	255th
Turnover Margin	-0.7	11th	231st

Player			
Colby Rogers	PTS - 13.7	10th	N/A
	3FG% - .400	3rd	N/A
	3FG - 2.4	2nd	108th

Anthony Gaines	REB - 7.1	6th	151st
	DREB - 6.1	2nd	47th
	MIN - 33:23	5th	186th

Jackson Stormo	REB - 6.8	8th	185th
	FG% - .545	4th	N/A
	BLK - 1.3	4th	113th
	OREB - 2.3	5th	176th

Nick Hopkins	STL - 1.6	3rd	134th
	3FG% - .393	6th	N/A
	3FG - 1.8	10th	N/A

Jared Billups	BLK - 0.8	10th	335th
----------------------	-----------	------	-------

*Out of 11 teams

!Out of 350 ranked teams (Through Tuesday)

Quick Chart

Player Season and Career Highs (at Siena)

		2021-22	Career (at Siena)
0 Nick Hopkins	Points Rebounds Assists Steals Blocks	19 vs. Fairfield 1/9/22 8 vs. Fairfield 1/9/22 4 at Army West Point 11/30/21 4 twice 1 three times	Same Same Same Same Same
1 Jared Billups	Points Rebounds Assists Steals Blocks	13 at Rider 2/13/22 10 at Rider 2/13/22 2 four times 3 at Rider 2/13/22 4 twice	Same Same Same Same Same
2 Javian McCollum	Points Rebounds Assists Steals Blocks	15 vs. Saint Peter's 2/20/22 3 at Quinnipiac 2/24/22 6 at Georgetown 11/19/21 2 vs. Canisius 2/1/22 1 twice	Same Same Same Same Same
3 Colby Rogers	Points Rebounds Assists Steals Blocks	27 vs. Quinnipiac 1/30/22 7 vs. Harvard 11/22/21 3 three times 3 at Fairfield 2/6/22 2 at Iona 1/25/22	Same Same Same Same Same
5 Jayce Johnson	Points Rebounds Assists Steals Blocks	10 at St. Bonaventure 11/9/21 8 at Iona 1/25/22 3 vs. Rider 2/4/22 2 at Iona 1/25/22 2 vs. Harvard 11/22/21	Same Same Same Same Same
11 Anthony Gaines	Points Rebounds Assists Steals Blocks	24 vs. Canisius 2/1/22 14 vs. Quinnipiac 1/30/22 6 twice 3 twice 2 five times	Same Same Same Same Same
13 Aidan Dagostino	Points Rebounds Assists Steals Blocks	- - - - -	- - - - -
14 Jordan Kellier	Points Rebounds Assists Steals Blocks	11 twice 10 at Saint Peter's 12/5/21 2 twice 1 six times 2 at Rider 2/13/22	Same Same Same Same Same
15 Robert Mahala	Points Rebounds Assists Steals Blocks	4 twice 1 vs. Yale 11/16/21 1 twice 1 twice -	Same 4 vs. Manhattan 2/27/21 Same 1 four times 1 twice
21 Michael Tertsea	Points Rebounds Assists Steals Blocks	- 1 twice - - -	- Same - - -
22 Andrew Platek	Points Rebounds Assists Steals Blocks	12 at Georgetown 11/19/21 6 at Bucknell 11/28/21 5 at Georgetown 11/19/21 - -	Same Same Same - -
23 Taihland Owens	Points Rebounds Assists Steals Blocks	- - - - -	- - - - -
24 Michael Baer	Points Rebounds Assists Steals Blocks	8 at Quinnipiac 2/24/22 7 vs. Yale 11/16/21 3 vs. Delaware 11/13/21 3 at St. Bonaventure 11/9/21 1 four times	Same Same Same Same Same
25 Aidan Carpenter	Points Rebounds Assists Steals Blocks	15 twice 4 at Iona 1/25/22 3 twice 2 four times 2 twice	19 at Fairfield 1/10/21 Same 3 three times 2 six times 2 three times
33 Steven Lazar	Points Rebounds Assists Steals Blocks	- 1 vs. Yale 11/16/21 - - -	- Same - - -
55 Jackson Stormo	Points Rebounds Assists Steals Blocks	25 at Georgetown 11/19/21 11 twice 4 vs. Marist 2/18/22 2 at Army West Point 11/30/21 4 vs. Quinnipiac 1/30/22	Same Same 5 at Marist 1/31/21 3 at Marist 1/31/21 Same



Siena at Monmouth

02/22/22 OceanFirst Bank Center, West Long Branch, NJ
2021-22 Men's Basketball

Game Time: 7:00 PM

Game Duration: 1:53

Attendance: 1,646

Officials: Lamar Simpson, Matt Potter, Tony Chiazza

Siena - 59

Record: 13-11 (10-6)

NO.	Name		Min	FG		3P		FT		Rebounds			Fouls		TP	AS	TO	ST	Blocks		+/-
				M-A	M-A	M-A	M-A	OR	DR	TOT	PF	FD							BS	BA	
55	Jackson Stormo	F	34:16	8-13	0-0	0-0	0-0	2	7	9	2	2	16	0	0	0	0	0	2	0	-8
0	Nick Hopkins	G	26:33	2-9	1-5	0-0	0-0	1	5	6	1	1	5	1	0	2	0	0	0	0	-12
1	Jared Billups	G	25:15	2-3	0-1	1-2	0-0	0	5	5	4	1	5	0	2	1	0	0	0	0	3
3	Colby Rogers	G	32:51	3-15	0-5	3-5	0-0	0	3	3	2	4	9	1	1	0	0	0	2	0	-19
11	Anthony Gaines	G	33:43	2-13	0-4	2-2	0-0	4	7	11	3	1	6	3	0	1	0	0	1	0	-12
14	Jordan Kellier		06:02	0-1	0-1	0-0	0-0	0	1	1	0	1	0	0	1	0	0	0	0	0	-7
2	Javian McCollum		23:05	1-4	0-1	7-8	0-0	1	0	1	4	5	9	4	0	0	0	0	1	0	-6
24	Michael Baer		14:24	2-6	1-2	0-0	0-0	1	1	2	0	0	5	1	1	0	0	0	2	0	-3
15	Robert Mahala		02:47	1-1	1-1	1-1	0-0	0	0	0	1	1	4	0	0	0	0	0	0	0	2
21	Michael Tertsea		01:04	0-1	0-0	0-0	0-0	0	0	0	1	0	0	0	0	0	0	0	0	0	2
Team								3	0	3			0			0					
Totals				21-66	3-20	14-18		12	29	41	18	16	59	10	5	4	2	6			-12

Technical Fouls::NONE

Shooting By Period			
1 st FG%	7-32	21.9%	
3PT%	0-8	0.0%	
FT%	5-7	71.4%	
2 nd FG%	14-34	41.2%	
3PT%	3-12	25.0%	
FT%	9-11	81.8%	
GM FG%	21-66	31.8%	
3PT%	3-20	15.0%	
FT%	14-18	77.8%	

Dead Ball Rebounds: 1, 1

Monmouth - 71

Record: 18-9 (10-6)

NO.	Name		Min	FG		3P		FT		Rebounds			Fouls		TP	AS	TO	ST	Blocks		+/-
				M-A	M-A	M-A	M-A	OR	DR	TOT	PF	FD							BS	BA	
4	Walker Miller	F	32:07	6-12	0-3	3-4	0-0	0	7	7	2	2	15	1	2	0	1	0	1	0	4
21	Nikkei Rutty	F	33:32	1-5	0-0	0-0	0-0	5	14	19	1	0	2	1	0	0	0	4	0	0	21
5	George Papas	G	33:50	6-15	4-9	2-2	0-0	0	5	5	2	3	18	3	2	1	0	1	0	1	19
13	Marcus McClary	G	35:39	4-10	0-1	0-0	0-0	0	5	5	2	1	8	2	0	0	0	0	0	0	12
33	Shavar Reynolds	G	30:52	3-10	1-4	5-5	0-0	0	1	1	2	6	12	4	3	0	1	0	1	0	10
0	Myles Foster		11:24	4-6	0-1	1-3	0-0	3	1	4	1	4	9	2	1	0	0	0	1	0	3
25	Samuel Chaput		13:17	2-3	0-0	0-0	0-0	0	0	0	2	0	4	0	0	0	0	0	0	0	3
24	Myles Ruth		03:10	0-0	0-0	1-2	0-0	0	0	0	2	1	1	0	0	0	0	0	0	0	-2
10	Jarvis Vaughan		01:06	0-0	0-0	0-0	0-0	0	0	0	1	0	0	0	0	0	0	0	0	0	0
14	Jack Holmstrom		01:04	0-0	0-0	0-0	0-0	0	0	0	0	0	0	0	0	0	0	0	0	0	-2
20	Tahron Allen		01:04	0-0	0-0	0-0	0-0	0	0	0	0	0	0	0	0	0	0	0	0	0	-2
32	Jakari Spence		01:04	0-0	0-0	0-0	0-0	0	0	0	0	0	0	0	0	0	0	0	0	0	-2
35	Klemen Vuga		01:04	1-2	0-0	0-2	0-0	0	1	1	0	1	2	0	0	0	0	0	0	0	-2
11	Mateo Delmoral		00:47	0-0	0-0	0-0	0-0	0	0	0	1	0	0	0	0	0	0	0	0	0	-2
Team								3	2	5			0			0					
Totals				27-63	5-18	12-18		11	36	47	16	18	71	13	8	1	6	2			12

Technical Fouls::NONE

Shooting By Period			
1 st FG%	13-33	39.4%	
3PT%	2-11	18.2%	
FT%	6-9	66.7%	
2 nd FG%	14-30	46.7%	
3PT%	3-7	42.9%	
FT%	6-9	66.7%	
GM FG%	27-63	42.9%	
3PT%	5-18	27.8%	
FT%	12-18	66.7%	

Dead Ball Rebounds: 1, 0

	SIE	MON
Biggest lead	3 (1 st 18:12)	21 (2 nd 10:08)
Best Scoring Run	6(2 nd 5:28)	7(1 st 3:51)
Lead Changes	1	
Times Tied	2	
Time with Lead	01:47	34:27

Points from	SIE	MON
Turnovers	10	2
Paint	24	32
Second Chance	18	10
Fast Breaks	6	12
Bench	18	16

Period by Period Scoring			
	1st	2nd	TOT
SIE	19	40	59
MON	34	37	71

2021-2022 Siena College Men's Basketball Overall Statistics (as of Feb 24, 2022)

Overall Record: 14-11 Conf: 11-6 Home: 7-5 Away: 7-6 Neutral: 0-0

#	Player	GP-GS	MIN	AVG	FG		3PT		FT		Rebounds				PF	DQ	A	TO	BLK	STL	PTS	AVG
					FG-FGA	FG%	3FG-FGA	3FG%	FT-FTA	FT%	OFF	DEF	TOT	AVG								
03	Rogers, Colby	24-23	768	32.0	115-277	.415	58-145	.400	40-47	.851	6	44	50	2.1	57	2	32	39	7	15	328	13.7
11	Gaines, Anthony	25-25	835	33.4	96-231	.416	13-45	.289	71-94	.755	26	152	178	7.1	49	2	53	59	13	27	276	11.0
55	Stormo, Jackson	24-24	714	29.8	109-200	.545	1-5	.200	45-64	.703	55	109	164	6.8	72	1	29	37	31	12	264	11.0
22	Platek, Andrew	5-3	100	20.0	18-44	.409	5-16	.313	4-4	1.000	4	14	18	3.6	6	0	9	10	0	0	45	9.0
00	Hopkins, Nick	24-20	623	26.0	72-173	.416	42-107	.393	9-12	.750	12	50	62	2.6	29	0	31	21	3	39	195	8.1
25	Carpenter, Aidan	17-6	310	18.2	47-125	.376	4-25	.160	29-36	.806	8	14	22	1.3	24	0	12	18	8	12	127	7.5
01	Billups, Jared	23-13	621	27.0	41-85	.482	7-25	.280	49-63	.778	30	81	111	4.8	66	1	17	36	18	21	138	6.0
02	McCollum, Javian	20-1	339	17.0	36-73	.493	19-43	.442	25-28	.893	2	13	15	0.8	28	0	34	20	2	6	116	5.8
14	Kellier, Jordan	18-1	210	11.7	25-69	.362	9-32	.281	12-17	.706	9	37	46	2.6	23	0	5	13	10	9	71	3.9
05	Johnson, Jayce	18-5	229	12.7	16-57	.281	3-16	.188	11-30	.367	5	34	39	2.2	32	1	15	25	7	6	46	2.6
24	Baer, Michael	25-4	282	11.3	22-54	.407	4-15	.267	3-8	.375	10	34	44	1.8	15	0	10	17	4	10	51	2.0
15	Mahala, Robert	6-0	23	3.8	3-5	.600	1-2	.500	1-1	1.000	0	1	1	0.2	1	0	2	0	0	2	8	1.3
13	Dagostino, Aidan	2-0	2	1.0	0-0	.000	0-0	.000	0-0	.000	0	0	0	0.0	0	0	0	0	0	0	0	0.0
33	Lazar, Steven	2-0	2	1.0	0-1	.000	0-1	.000	0-0	.000	1	0	1	0.5	0	0	0	0	0	0	0	0.0
21	Tertsea, Michael	5-0	17	3.4	0-4	.000	0-0	.000	0-0	.000	0	2	2	0.4	5	0	0	1	0	0	0	0.0
Total		25	5075	203.0	600-1398	.429	166-477	.348	299-404	.740	203	620	823	32.9	407	7	249	313	103	159	1665	66.60
Opponents			5075	203.0	636-1454	.437	145-433	.335	312-446	.700	252	639	891	35.6	398	6	270	296	80	178	1729	69.16

Team Statistics	Siena	OPP
SCORING	1665	1729
Points Per Game	66.6	69.2
Scoring Margin	-2.6	-
FIELD GOALS-ATT	600-1398	636-1454
Field Goal Pct	.429	.437
3 POINT FG-ATT	166-477	145-433
3PT FG Pct	.348	.335
3PT Made Per Game	6.6	5.8
FREE THROWS-ATT	299-404	312-446
FT Pct	.740	.700
FT Made Per Game	12.0	12.5
REBOUNDS	823	891
Rebounds Per Game	32.9	35.6
Rebounds Margin	-2.7	-
ASSISTS	249	270
Assists Per Game	10.0	10.8
TURNOVERS	313	296
Turnovers Per Game	12.5	11.8
Turnovers Margin	-0.7	-
Assist/Turnover Ratio	0.8	0.9
STEALS	159	178
Steals Per Game	6.4	7.1
BLOCKS	103	80
Blocks Per Game	4.1	3.2
ATTENDANCE	65,217	22,048
Dates/Avg Per Date	12-5,435	13-1,696
Neutral Site #/Avg	-	0-0

Conf	Date	Opponent	W/L	Score	Att.
	11/09/21	at St. Bonaventure	L	47-75	4,617
	11/13/21	DELAWARE	L	63-83	5,842
	11/16/21	YALE	L	54-82	4,729
	11/19/21	at Georgetown	L	65-83	4,460
	11/22/21	HARVARD	W	72-69	4,673
	11/28/21	at Bucknell	L (OT)	56-65	1,146
	11/30/21	at Army West Point	W	83-67	551
*	12/03/21	MANHATTAN	L (OT)	72-77	4,988
*	12/05/21	at Saint Peter's	W	60-58	483
	12/11/21	at Holy Cross	W	72-59	1,191
*	01/09/22	FAIRFIELD	W	69-62	4,918
*	01/14/22	at Marist	W	67-60	927
*	01/21/22	at Manhattan	L	68-75	150
*	01/25/22	at Iona	L	57-74	2,087
*	01/28/22	NIAGARA	W	60-56	5,401
*	01/30/22	QUINNIPIAC	W	85-76	5,527
*	02/01/22	CANISIUS	W	73-65	4,788
*	02/04/22	RIDER	L	60-74	5,710
*	02/06/22	at Fairfield	W	62-56	2,149
*	02/11/22	IONA	W	70-64	6,383
*	02/13/22	at Rider	W (OT)	76-75	1,650
*	02/18/22	MARIST	L	53-62	6,214
*	02/20/22	SAINT PETER'S	W	84-70	6,044
*	02/22/22	at Monmouth	L	59-71	1,646
*	02/24/22	at Quinnipiac	W	78-71	991

* = Conference game

Score by Periods	1st	2nd	OT	Total
Siena	752	895	18	1665
Opponents	766	932	31	1729

2021-2022 Siena College Men's Basketball Overall Statistics (as of Feb 24, 2022)

Conference Games Only

Conf: 11-6 Home: 6-3 Away: 5-3 Neutral: 0-0

#	Player	GP-GS	MIN	AVG	FG		3PT		FT		Rebounds				PF	DQ	A	TO	BLK	STL	PTS	AVG
					FG-FGA	FG%	3FG-FGA	3FG%	FT-FTA	FT%	OFF	DEF	TOT	AVG								
03	Rogers, Colby	16-15	508	31.8	77-190	.405	34-91	.374	31-37	.838	3	30	33	2.1	34	0	20	30	7	11	219	13.7
11	Gaines, Anthony	17-17	587	34.5	71-171	.415	8-28	.286	49-67	.731	19	113	132	7.8	36	1	39	42	7	24	199	11.7
55	Stormo, Jackson	16-16	486	30.4	70-126	.556	0-1	.000	32-42	.762	35	72	107	6.7	49	1	19	22	23	6	172	10.8
00	Hopkins, Nick	16-15	434	27.1	48-122	.393	26-73	.356	9-11	.818	7	34	41	2.6	20	0	12	16	1	29	131	8.2
25	Carpenter, Aidan	13-3	222	17.1	36-97	.371	3-20	.150	23-30	.767	7	10	17	1.3	16	0	7	9	7	10	98	7.5
02	McCollum, Javian	14-1	250	17.9	29-55	.527	15-30	.500	25-28	.893	2	9	11	0.8	22	0	22	14	2	5	98	7.0
01	Billups, Jared	17-12	494	29.1	32-62	.516	3-14	.214	44-57	.772	19	66	85	5.0	49	1	14	29	16	14	111	6.5
22	Platek, Andrew	1-1	6	6.0	2-3	.667	1-1	1.000	0-0	.000	0	3	3	3.0	0	0	1	0	0	0	5	5.0
14	Kellier, Jordan	15-1	174	11.6	20-55	.364	7-25	.280	10-15	.667	6	29	35	2.3	20	0	3	11	7	8	57	3.8
05	Johnson, Jayce	10-4	127	12.7	9-32	.281	1-5	.200	3-11	.273	4	16	20	2.0	17	0	8	10	4	4	22	2.2
24	Baer, Michael	17-0	148	8.7	16-30	.533	3-6	.500	2-5	.400	6	19	25	1.5	7	0	2	5	3	5	37	2.2
15	Mahala, Robert	3-0	8	2.7	1-2	.500	1-2	.500	1-1	1.000	0	0	0	0.0	1	0	1	0	0	1	4	1.3
13	Dagostino, Aidan	1-0	1	1.0	0-0	.000	0-0	.000	0-0	.000	0	0	0	0.0	0	0	0	0	0	0	0	0.0
33	Lazar, Steven	1-0	1	1.0	0-0	.000	0-0	.000	0-0	.000	0	0	0	0.0	0	0	0	0	0	0	0	0.0
21	Tertsea, Michael	2-0	4	2.0	0-1	.000	0-0	.000	0-0	.000	0	1	1	0.5	1	0	0	0	0	0	0	0.0
Total		17	3450	202.9	411-946	.434	102-296	.345	229-304	.753	131	424	555	32.6	272	3	148	198	77	117	1153	67.82
Opponents			3450	202.9	425-991	.429	89-289	.308	207-302	.685	175	436	611	35.9	284	6	183	210	54	114	1146	67.41

Team Statistics	Siena	OPP	Date	Opponent	W/L	Score	Att.
SCORING	1153	1146	12/03/21	MANHATTAN	L (OT)	72-77	4988
Points Per Game	67.8	67.4	12/05/21	at Saint Peter's	W	60-58	483
Scoring Margin	0.4	-	01/09/22	FAIRFIELD	W	69-62	4918
FIELD GOALS-ATT	411-946	425-991	01/14/22	at Marist	W	67-60	927
Field Goal Pct	.434	.429	01/21/22	at Manhattan	L	68-75	150
3 POINT FG-ATT	102-296	89-289	01/25/22	at Iona	L	57-74	2087
3PT FG Pct	.345	.308	01/28/22	NIAGARA	W	60-56	5401
3PT Made Per Game	6.0	5.2	01/30/22	QUINNIPIAC	W	85-76	5527
FREE THROWS-ATT	229-304	207-302	02/01/22	CANISIUS	W	73-65	4788
FT Pct	.753	.685	02/04/22	RIDER	L	60-74	5710
FT Made Per Game	13.5	12.2	02/06/22	at Fairfield	W	62-56	2149
REBOUNDS	555	611	02/11/22	IONA	W	70-64	6383
Rebounds Per Game	32.6	35.9	02/13/22	at Rider	W (OT)	76-75	1650
Rebounds Margin	-3.3	-	02/18/22	MARIST	L	53-62	6214
ASSISTS	148	183	02/20/22	SAINT PETER'S	W	84-70	6044
Assists Per Game	8.7	10.8	02/22/22	at Monmouth	L	59-71	1646
TURNOVERS	198	210	02/24/22	at Quinnipiac	W	78-71	991
Turnovers Per Game	11.6	12.4					
Turnovers Margin	0.8	-					
Assist/Turnover Ratio	0.7	0.9					
STEALS	117	114					
Steals Per Game	6.9	6.7					
BLOCKS	77	54					
Blocks Per Game	4.5	3.2					
ATTENDANCE	49,973	10,083					
Dates-Avg Per Date	9-5,553	8-1,260					
Neutral Site #-Avg	-	0-0					

Score by Periods	1st	2nd	OT	Total
Siena	508	633	12	1153
Opponents	502	628	16	1146

2021-22 SIENA MEN'S BASKETBALL TV/RADIO ROSTER



Nick Hopkins
Gr. • G • 6-0 • 171
Fayetteville, TN/
Fayetteville/Belmont



Jared Billups
Fr. • G • 6-4 • 189
Waldorf, MD/
McDonogh School



Javian McCollum
Fr. • G • 6-2 • 153
Fort Myers, FL/
Fort Myers




Colby Rogers
Jr. • G • 6-4 • 184
Covington, GA/Roselle
Catholic (NJ)/Cal Poly



Jayce Johnson
Sr. • G • 6-5 • 208
Buffalo, NY/Canisius/
Middle Tennessee



Anthony Gaines
Gr. • G • 6-5 • 203
Kingston, NY/New Hampton
School (NH)/Northwestern



Aidan Dagostino
Fr. • G • 6-1 • 147
Saratoga Springs, NY/
Saratoga Springs/
South Kent School (CT)



Jordan Kellier
Jr. • F • 6-6 • 226
Portmore, Jamaica/
Redemption Christian
Academy (NY)/Utah



Robert Mahala
Sr. • G • 6-5 • 171
Jackson, NJ/Christian
Brothers Academy



Michael Tertsea
R-Sr. • F • 6-10 • 237
Benue State, Nigeria/
The John Carroll
School (MD)/Gannon



Andrew Platek
5th. • G • 6-4 • 213
Guilderland, NY/Northfield
Mount Hermon School (MA)/
North Carolina



Taihlend Owens
Fr. • G • 6-6 • 186
Canton, GA/Cherokee



Michael Baer
Gr. • F • 6-7 • 212
Bettendorf, IA/
Bettendorf/Iowa



Aidan Carpenter
So. • G • 6-4 • 195
Hamden, CT/
Lee Academy (ME)



Steven Lazar
So. • F • 6-6 • 174
Toronto, ON/
Crestwood Prep



Jackson Stormo
Sr. • F • 6-9 • 247
Santa Barbara, CA/
San Marcos/Pepperdine




Evan Franz
Fr.
Brunswick, NY/
Tamarac

Team Managers

Carter Morelli '22
Aidan Khoury '24
Michael McLoughlin '24
Jack Lumley '23
Thompson Collins '24

C Captain

COACHING STAFF



Carmen Maciariello '01
Head Coach
Third Season



Bobby Castagna
Assistant Coach




Greg Fahey
Assistant Coach



Marcus King
Assistant Coach



Matt Miner
Director of Basketball
Operations



Jonathan Pickett
Special Assistant to
the Head Coach



No.	Name	Cl.	Pos.	Ht.	Wt.	Hometown/High School/Previous School
0	Nick Hopkins	Gr.	G	6-0	171	Fayetteville, TN/Fayetteville/Belmont
1	Jared Billups	Fr.	G	6-4	189	Waldorf, MD/McDonogh School
2	Javian McCollum	Fr.	G	6-2	153	Fort Myers, FL/Fort Myers
3	Colby Rogers	Jr.	G	6-4	184	Covington, GA/Roselle Catholic (NJ)/Cal Poly
5	Jayce Johnson	Sr.	G	6-5	208	Buffalo, NY/Canisius/Middle Tennessee
11	Anthony Gaines	Gr.	G	6-5	203	Kingston, NY/New Hampton School (NH)/Northwestern
13	Aidan Dagostino	Fr.	G	6-1	147	Saratoga Springs, NY/Saratoga Springs/South Kent School (CT)
14	Jordan Kellier	Jr.	F	6-6	226	Portmore, Jamaica/Redemption Christian Academy (NY)/Utah
15	Robert Mahala	Sr.	G	6-5	171	Jackson, NJ/Christian Brothers Academy
21	Michael Tertsea	R-Sr.	F	6-10	237	Benue State, Nigeria/The John Carroll School (MD)/Gannon
22	Andrew Platek	5th	G	6-4	213	Guilderland, NY/Northfield Mount Hermon School (MA)/North Carolina
23	Taihlend Owens	Fr.	G	6-6	186	Canton, GA/Cherokee
24	Michael Baer	Gr.	F	6-7	212	Bettendorf, IA/Bettendorf/Iowa
25	Aidan Carpenter	So.	G	6-4	195	Hamden, CT/Lee Academy (ME)
33	Steven Lazar	So.	F	6-6	174	Toronto, ON/Crestwood Prep
55	Jackson Stormo	Sr.	F	6-9	247	Santa Barbara, CA/San Marcos/Pepperdine
	Evan Franz	Fr.				Brunswick, NY/Tamarac

PRONUNCIATION GUIDE

#13 Aidan Dagostino – Dag-oh-STEE-no
#14 Jordan Kellier – KELL-yurr
#15 Robert Mahala – Mah-HA-la
#21 Michael Tertsea – TERT-see-ah
#22 Andrew Platek – PLAY-tek
#23 Taihlend Owens – TIE-land (like the country)
#24 Michael Baer – BARE (like the animal)
#33 Steven Lazar – Lah-ZARR
Carmen Maciariello – Mass-ah-RELL-oh
Bobby Castagna – Cuss-TAHN-yah

SIENASaints.com