

## November (2-5)

9	at #23/24 St. Bonaventure+^	L, 75-47
13	<b>DELAWARE%&amp;</b>	L, 83-63
16	<b>YALE&amp;</b>	L, 82-54
19	at Georgetown@	L, 83-65
22	<b>HARVARD&amp;</b>	W, 72-69
28	at Bucknell+	L, 65-56 (OT)
30	at Army West Point+	W, 83-67

## December (2-1)

3	<b>MANHATTAN*&amp;</b>	L, 77-72 (OT)
5	at Saint Peter's*&	W, 60-58
11	at Holy Cross+&	W, 72-59
28	at American+	Canceled

## January (4-2)

9	<b>FAIRFIELD*&gt;&amp;</b>	W, 69-62
14	at Marist*&	W, 67-60
21	at Manhattan*+	L, 75-68
25	at Iona*&	L, 74-57
28	<b>NIAGARA*&gt;+</b>	W, 60-56
30	<b>QUINNIPIAC*&gt;+</b>	W, 85-76

## February (5-2)

1	<b>CANISIUS*&gt;&amp;</b>	W, 73-65
4	<b>RIDER*&gt;&amp;</b>	L, 74-60
6	at Fairfield*+	W, 62-56
11	<b>IONA*!</b>	W, 70-64
13	at Rider*	W, 76-75 (OT)
18	<b>MARIST*&gt;+</b>	L, 62-53
20	<b>SAINT PETER'S*&gt;</b>	W, 84-70
22	at Monmouth*#&	7 PM
24	at Quinnipiac*&	7 PM
27	<b>MONMOUTH*&gt;+</b>	2 PM

## March (0-0)

3	at Niagara*&	7 PM
5	at Canisius*&	4 PM
8	MAAC First Round\$#	TBA
9-10	MAAC Quarterfinals\$#	TBA
11	MAAC Semifinals\$#	TBA
12	MAAC Championship\$#	TBA

All times are Eastern Standard Time

Home Games in **BOLD CAPS**

\*MAAC Game

^Br. Ed Coughlin Franciscan Cup

%Homecoming

+ESPN+

&ESPN3

#ESPN3 or ESPN+

@FS2

>My4 Albany

!ESPNU

<NBC Sports Boston

\$Hercules Tires MAAC Championships

(Atlantic City, NJ)

## GAME #24



## Siena (13-10, 10-5) at Monmouth (17-9, 9-6)

**Tuesday, February 22, 2022 - 7 PM**  
**OceanFirst Bank Center (4,100) - West Long Branch, NJ**

TV: **ESPN3**

RADIO:



ONLINE:



Eddy Occhipinti  
Dave Calloway

Emmanuel Berbari  
Conner Fenlon

### Siena College Athletic Communications

Marcelle Athletic Complex

515 Loudon Road - Loudonville, NY 12211-1462

Ph: 518-783-2377 - [SienaSaints.com](http://SienaSaints.com)

Assistant Athletic Director for Communications: Mike Demos

Press/Cell Phone: 336-675-7374

E-mail: [mdemos@siena.edu](mailto:mdemos@siena.edu)

### Previous Starters

### 2021-22 Stats

# - POS	NAME/CL/HT/WT/HOMETOWN	PPG	RPG	APG	MPG
11 - G	Anthony Gaines* (Gr., 6-5/203, Kingston, NY)	11.4	7.0	1.9	33.2
55 - F	Jackson Stormo* (Sr., 6-9/247, Santa Barbara, CA)	10.9	6.8	1.3	30.2
1 - G	Jared Billups (Fr., 6-4/189, Waldorf, MD)	5.9	4.7	0.8	26.9
3 - G	Colby Rogers (Jr., 6-4/184, Covington, GA)	13.7	2.1	1.4	31.8
0 - G	Nick Hopkins* (Gr., 6-0/171, Fayetteville, TN)	8.1	2.5	1.4	25.9

### Reserves (Listed Numerically)

# - POS	NAME/CL/HT/WT/HOMETOWN	PPG	RPG	APG	MPG
2 - G	Javian McCollum (Fr., 6-2/153, Fort Myers, FL)	5.4	0.6	1.6	16.6
5 - G	Jayce Johnson (Sr., 6-5/208, Buffalo, NY)	2.6	2.2	0.8	12.7
13 - G	Aidan Dagostino (Fr., 6-1/147, Saratoga Springs, NY)	0.0	0.0	0.0	1.0
14 - F	Jordan Kellier (Jr., 6-6/226, Portmore, Jamaica)	4.2	2.6	0.2	11.5
15 - G	Robert Mahala* (Sr., 6-5/171, Jackson, NJ)	0.8	0.2	0.4	4.0
21 - F	Michael Tertsea (R-Sr., 6-10/237, Benue State Nigeria)	0.0	0.5	0.0	4.0
22 - G	Andrew Platek (5th Yr., 6-4/213, Guilderland, NY)	9.0	3.6	1.8	20.0
23 - G	Taihlend Owens (Fr., 6-6/186, Canton, GA)	N/A	N/A	N/A	N/A
24 - F	Michael Baer (Gr., 6-7/212, Bettendorf, IA)	1.7	1.8	0.4	11.0
25 - G	Aidan Carpenter (So., 6-4/195, Hamden, CT)	7.5	1.3	0.7	18.2
33 - F	Steven Lazar (So., 6-6/174, Toronto, ON)	0.0	0.5	0.0	1.0

\*Captain



@SienaSaints  
@SienaMBB



SienaSaints  
SienaBasketball



@SienaSaints  
@SienaMBB



thesienasaints



## The Series With Monmouth

### 21st Meeting: Monmouth leads, 12-8



Away - 2-6  
Division I - 8-12  
MAAC - 5-11

Last Meeting - Siena 76, Monmouth 62  
Jan. 4, 2021 - Loudonville, NY

#### Of Note

Siena has won four straight, sweeping the regular season series each of the past two years. Monmouth had won 10 of the previous 11 meetings prior to the Saints' four-game win streak. The Hawks are one of only two current or former MAAC programs (Manhattan: 34-31) that holds a winning all-time regular season conference record against Siena (11-5).

**Carmen Maciariello** is 4-0 vs. Monmouth

**King Rice** is 11-6 vs. Siena

#### Last Meeting

Siena outscored Monmouth 42-27 in the second half of a 14-point win.

The Saints held the Hawks to 38% shooting and 4-17 from three.

**Jalen Pickett** posted 18 points and 14 rebounds.

**Manny Camper** also tallied a double-double (14 points, 12 boards).

**George Papis** paced Monmouth with 16 points.

#### Siena vs. the Metro Atlantic Athletic Conference

Now in their 33rd season as a MAAC member, Siena has won at least a share of nine MAAC Regular Season Championships, and captured six MAAC Tournament titles (1999, 2002, 2008, 2009, 2010, 2020).

The Saints are a league-best 48-21 (.696) in MAAC Regular Season action since the start of the 2018-19 season.

369-270 (.577) all-time overall in MAAC competition.

329-244 (.574) all-time in MAAC Regular Season action.



432-374 (.536) all-time overall vs. the 10 other programs which currently comprise the MAAC.

#### Siena vs. the MAAC

##### All-Time Regular Season (33rd Season)

Canisius	36-29
Fairfield	38-27
Fordham	1-1
Holy Cross	1-1
Iona	36-27
La Salle	3-2
Loyola (MD)	31-16
Manhattan	31-34
Marist	30-20
<b>Monmouth</b>	<b>5-11</b>
Niagara	38-26
Quinnipiac	9-5
Rider	31-17
Saint Peter's	39-28
<b>TOTAL</b>	<b>329-244</b>



	Tale of the Tape	
13-10	Record	<b>17-9</b>
<b>10-5</b>	MAAC	9-6
234	NET	<b>123</b>
66.4	Points	<b>69.7</b>
69.0	Opp Points	<b>67.6</b>
<b>.431</b>	FG%	.420
.438	OPP FG%	<b>.403*</b>
<b>.352</b>	3FG%	.317
.734	FT%	<b>.744</b>
32.6	Rebounds	<b>37.3</b>
10.0	Assists	<b>11.5</b>
13.1	Turnovers	<b>12.3</b>
<b>4.3</b>	Blocks	3.5
<b>6.5</b>	Steals	6.4

\*Leads MAAC

## Carmen Maciariello

Siena '01

#### Third Season

45-25 (.643)

Siena Basketball alumnus has led his alma mater to at least a share of back-to-back MAAC Regular Season Championships in his first two seasons.

Achieved the tied for second best 47-game head coaching start in Siena's storied history at 32-15 (Paul Hewitt: 33-14, Mike Deane: 32-15) through his first two seasons, and was tied for the fourth fastest coach in MAAC history to reach 30 overall wins (43 games).

Finalist for the 2020-21 Hugh Durham (top Division I mid-major coach) and Skip Prosser Man of the Year awards.

The only one of the 61 new Division I head coaching hires during the 2019-20 season to lead his team to an outright conference regular season championship.

Named one of the "Top-12 Most Immediately Successful Hires of the 2019-20 Season" by CBS Sports' Matt Norlander.

Became the first rookie head coach in program history to lead Siena to an outright MAAC Regular Season Championship in his first season, while his 20 wins tied for the most of any first-year Siena head coach.

Native of nearby Clifton Park, NY was promoted to be the 18th head coach in program history on Mar. 25, 2019.

Last Mar. 26, the 43-year-old signed a three-year contract extension which runs through the 2025-26 season.

Maciariello and his wife, Laura, are the proud parents of a four-year-old daughter, Reese, and a son, Matteo, who celebrated his first birthday on May 12.

#### Year-by-Year With Coach Maciariello

YEAR	OVERALL	MAAC	FINISH
2019-20	20-10	15-5	1st!\$
2020-21	12-5	12-4	T-1st!
2021-22	13-10	10-5	
<b>TOTALS</b>	<b>45-25</b>	<b>37-14</b>	

!MAAC Regular Season Champions  
\$MAAC Tournament Champions





# QUICK HITS



Siena continues a pivotal five-game, 10-day stretch this evening

Four of the Saints' five games are against teams currently ranked in the top-five in the MAAC Standings

Siena leapfrogged Saint Peter's back into second-place with a head-to-head win Sunday, and plays two of its next three games against Monmouth - of whom the Saints are one game clear of

Siena went 4-2 during a similarly grueling six-game, 13-day stretch from Jan. 25 - Feb. 6

The Saints had played their previous six games over a 50-day period

Siena is shooting a scintillating 80.4% (82-102) from the free throw line over the past five games

The Saints had shot a collective 70.8% from the charity stripe prior to this hot stretch

Siena is a perfect 7-0 on only one day of rest this season

The Saints have averaged 74.7 points on 47% shooting, 41% from three, and 83% from the free throw line

Siena is just 6-12 with more than one days rest, averaging 62.8 points, 41% shooting, 33% from three, and 69% free throws

The Saints continue a stacked 10-game month of February this evening, having opened the month 5-2 thus far

The 10 games are tied for the program's most tilts ever in a month of February (1999, 1983, 1980, 1975, 1974, 1948)

Siena is a stellar 15-4 (.789) in the month of February under head coach **Carmen Maciariello**

**Anthony Gaines** has been a force in the month of February

The Northwestern graduate transfer has averaged 16.4 points and 7.7 rebounds in seven games this month

Gaines was named MAAC Player of the Week last Monday after averaging a double-double with 19.0 points and 11.0 rebounds while shooting an even 50% from the field in wins over first-place Iona and at Rider

The Saints are a stellar 7-1 in day games, and has won seven straight

Conversely, Siena is 6-9 in night games while allowing 71.1 points on 45% shooting (35% from three)

Cal Poly transfer **Colby Rogers** continues to lead the Saints in scoring in his first season

The junior guard ranks 31st nationally in three-point field goal percentage (.407) and 91st in threes per game (2.50)

Rogers also leads Siena and ranks 10th in the MAAC in scoring (13.7)

Maciariello has won more MAAC Regular Season contests over his first 51 games (37) than any other coach in program history

Maciariello's 37 wins is tied with former Iona coaches **Tim Cluess** and **Jeff**

**Ruland** for sixth most in league history through 51 MAAC Regular Season games

The Saints continue their quest for at least a share of a third straight MAAC

Regular Season Championship

Siena is looking to complete the three-peat for a second time (2008-10)

The Saints were picked to finish eighth in the MAAC Preseason Coaches' Poll

Siena has captured at least a share of the regular season crown after being picked sixth and first, respectively, the past two seasons

The Saints have finished tied for second or better in the MAAC Standings each of the previous three seasons (last two seasons under Maciariello, and 2018-19 under **Jamion Christian**)

Siena is a league-best 48-21 (.696) in MAAC Regular Season action since the start of the 2018-19 season

Siena's 329 all-time MAAC Regular Season wins are second only to Iona (417), which entered the conference eight years prior

Siena has more MAAC wins than Fairfield, Manhattan, and Saint Peter's, despite joining the league eight years after each of those three rivals

The Saints have posted a 7-5 record so far this season at the recently renamed MVP Arena

Siena completed a season-long four-game homestand spanning just seven days on Feb. 4

The Saints had played their first five home games this season over the course of three months

Siena had entered this season riding a 14-game winning streak at the facility

The 14-game win streak was the second longest in program history at MVP Arena (38 straight from 2008-10)

The Saints had also won 16 straight regular season home games in Albany prior to their home-opening defeat

The home-opening loss vs. Delaware (Nov. 13) marked the program's first defeat at MVP Arena since Mar. 10, 2019 (MAAC Semifinals vs. Iona), and first regular season loss downtown since Feb. 17, 2019 vs. Quinnipiac

Siena played all of their 2020-21 home games on-campus at the UHY Center without spectators due to COVID-19

The home-opener was Siena's first regular season game at MVP Arena in 619 days

Prior to Jan. 1, Siena's home facility had been previously known as the Times Union Center since 2007, and was also previously Pepsi Arena (1997-06) and Knickerbocker Arena (1990-97)

## Best MAAC Regular Season Coaching Starts (Through 51 Games)

1.) Speedy Morris, La Salle	1986-90	46-5
2.) Pat Kennedy, Iona	1981-85	40-11
3.) Fran Frascilla, MANH	1992-96	38-13
Ted Fiore, Saint Peter's	1986-90	38-13
<b>5.) Carmen Maciariello, Siena</b>	<b>2019-22</b>	<b>37-14</b>
Tim Cluess, Iona	2010-13	37-14
Jeff Ruland, Iona	1998-00	37-14

## Best 51-Game Siena Starts

<b>1.) Carmen Maciariello</b>	<b>2019-22</b>	<b>37-14</b>
2.) Paul Hewitt	1997-00	36-15
Mike Deane	1989-92	36-15

## Best 52-Game Starts

1.) Speedy Morris, LaSalle	1986-90	47-5
2.) Pat Kennedy, Iona	1981-85	40-12
3.) Fran Frascilla, MANH	1992-96	39-13
4.) Ted Fiore, Saint Peter's	1986-90	38-14

## Best MAAC Records (Regular Season Since 2018-19)

<b>1.) SIENA</b>	<b>48-21</b>	<b>.696</b>
2.) Iona	41-22	.651
<b>3.) Monmouth</b>	<b>42-28</b>	<b>.600</b>
4.) Saint Peter's	40-32	.556
5.) Quinnipiac	35-36	.493

## Most MAAC Wins (Regular Season - All-Time)

	Wins	Joined
1.) Iona	417	1981
<b>2.) SIENA</b>	<b>329</b>	<b>1989</b>
3.) Manhattan	323	1981
4.) Saint Peter's	318	1981
5.) Fairfield	314	1981

The Saints rallied from 18-down – including a 17-point deficit with 12:28 remaining – to stun Marist on Jan. 14 in Poughkeepsie

Siena closed out the comeback with a 34-10 run over the final 11:48

The 18-point deficit overcome matched the program's largest comeback victory in more than a decade since rallying from 19-down to defeat UAlbany on Dec. 5, 2011

Siena played its first game in 29 days on Jan. 9 vs. Fairfield

The Saints' 29-day gap between games matched James Madison for the longest nationally

Siena was initially scheduled for a 17-day break in December, but the non-conference finale at American (Dec. 28) was canceled, and the ensuing three games (at Iona – Dec. 31, vs. Canisius – Jan. 2, and at Monmouth – Jan. 7) were all not played as scheduled due to COVID-19 issues within either or both programs

The Saints' initial 17-day gap was to have been the program's longest scheduled break between games in 39 years (Dec. 11-29, 1982)

Siena also played their first home game in 37 days when they faced the Stags

The Saints' 37-day gap between home games is tied for the sixth-longest streak nationally this season

The Saints earned their first win of the season – and snapped a six-game losing streak – with their win over Harvard on Nov. 22

Siena had been 22-3 over their previous 25 games immediately preceding their six-game losing streak

Siena returns three scholarship players from last year's MAAC Regular Season Co-Champions

Siena welcomes back only 29% of its scoring, 26% of its rebounding, and 21% of its assists

The returnees played just a collective 53 games (26 starts) in a Siena uniform entering this season

With the addition of North Carolina transfer **Andrew Platek** in mid-November, the Saints now have 11 total newcomers on their 2021-22 roster (seven transfers, four true freshmen)

Siena ranks tied for fourth nationally for the highest number of newcomers on their roster

Four of Siena's transfers – Platek (North Carolina), **Michael Baer** (Iowa), **Anthony Gaines** (Northwestern), and **Jordan Kellier** (Utah) – matriculate from Power-Five programs, which is tied with five other teams for the most in all of Division I

The Saints achieved a 12-5 overall record last season, including a 12-4 league mark to claim a share of the regular season crown

Siena overcame four separate COVID-19 pauses from Nov. 13 onward, including a 21-day span between games in February

The Saints were the second-to-last Division I team (Merrimack) who played to tip-off (Jan. 3)

Siena opened the season with six straight wins to tie for the fourth best start in program history

The Saints were ranked in the College Insider Mid-Major Top-25 Poll three times, reaching as high as 21st (preseason)

Siena ranked amongst the national leaders in scoring defense (63.0 – 22nd), field goal percentage defense (.409 – 42nd), and field goal percentage (.460 – 69th)

The Saints had three players earn All-MAAC honors, highlighted by MAAC Player of the Year

### Manny Camper

Camper became the second straight Siena player to be named MAAC Player of the Year (**Jalen Pickett**)

Camper is now starring for the NBA G League's Grand Rapids Gold, while Pickett is enjoying a standout season at Penn State

### Longest Gap Between Games

1.) SIENA	29	Dec. 11 – Jan. 9
James Madison	29	Dec. 11-Jan. 9
3.) Saint Peter's	27	Dec. 18 – Jan. 14
4.) George Washington	26	Dec. 13 – Jan. 8
5.) St. Bonaventure	25	Dec. 17 – Jan. 11

### Longest Gap Between Home Games

1.) Cal Poly	59	Nov. 15 – Jan. 13
2.) Manhattan	42	Dec. 5 – Jan. 16
3.) Delaware	41	Dec. 10 – Jan. 20
4.) Eastern Illinois	40	Dec. 4 – Jan. 13
Northwestern State	40	Dec. 18 – Jan. 27
6.) SIENA^	37	Dec. 3 – Jan. 9

^Tied with two others

### Most Power-Five Transfers

1. SIENA	4
Grand Canyon	4
Iowa State	4
New Mexico	4
TCU	4
Texas A&M	4

### Most Newcomers

1. Portland	14
UT Martin	14
3. Central Michigan	12
4. SIENA	11
Air Force	11
Eastern Michigan	11
Jacksonville	11
New Mexico State	11





# OF NOTE



## Last Time Out: Siena 84, Saint Peter's 70 (Feb. 20 - Albany, NY)

Siena erupted for its second highest scoring total of the season, while shooting 53% from the field, 10-22 (46%) from three, and 18-19 from the free throw line against the MAAC's top scoring, shooting, and three-point defense

The Saints led throughout and by as many as 17 to secure their first regular season sweep of Saint Peter's in 12 years (2009-10)

Siena placed five in double figures for the first time since the 2020-21 season-opener vs. Monmouth

Freshman **Javian McCollum** scored a season-high 15 points and added four assists off the bench

**Anthony Gaines** added 15 points of his own

## By The Numbers

29

Days Siena went between games (Dec. 11 - Jan. 9) - tied for the longest streak nationally

37

Days Siena went between home games (Dec. 3 - Jan. 9) - tied for the sixth longest nationally

.696

Siena's MAAC winning percentage since 2018-19 (Best in the MAAC)

11

Total number of newcomers on this year's roster - tied for fourth most nationally

7

Number of upperclassman transfers on this year's Siena team

4

Number of Power-Five transfers, tied for the most nationally

3

Number of scholarship players the Saints return from last year's squad

29

Percent of scoring Siena returns from last year's MAAC Regular Season Co-Champions

53

Total games played in a Siena uniform by the Saints' five total returnees entering season

619

Number of days Siena went between playing regular season home games at MVP Arena

.748

Nick Hopkins' career win percentage in games played at Siena and Belmont (95-32)

6,453

Siena's average home attendance spanning 404 games played at MVP Arena

15-4

Siena's record in the month of February under head coach Carmen Maciariello

37-14

Siena's record in MAAC Regular Season action under head coach Carmen Maciariello

43

Number of games it took Maciariello to reach 30 wins (T-4th fastest MAAC history)

24-2

Siena's record under Maciariello when four or more players score in double figures

34-7

Siena's record under Maciariello when holding the opposition to under 70 points

44-14

Siena's record under Maciariello when holding the opponent to under 50% FG

## Points: Margin of Victory

1	2	3	4	5	6	7	8	9	10	11	12	13	14	15+
1	1	1	1	0	2	2	1	1	0	0	0	1	1	1

## Points: Margin of Defeat

1	2	3	4	5	6	7	8	9	10	11	12	13	14	15+
0	0	0	0	1	0	1	0	2	0	0	0	0	1	5

## INDIVIDUAL CAREER TOTALS\*

	'21-'22	CAREER
<b>DOUBLE DIGIT SCORING</b>		
Jackson Stormo	12	23
Colby Rogers	18	18
Anthony Gaines	12	12
Nick Hopkins	7	11
Aidan Carpenter	8	10
Jared Billups	4	4
Javian McCollum	4	4
Jordan Kellier	2	2
Andrew Platek	2	2
Jayce Johnson	1	1

### 30 POINT GAMES

None

Last: Feb. 17, 2019 (Jalen Pickett vs. Quinnipiac)

### 20 POINT GAMES

Anthony Gaines	3	3
Colby Rogers	3	3
Jackson Stormo	2	2

### 10 REBOUND GAMES

Anthony Gaines	5	5
Jackson Stormo	4	5
Jared Billups	1	1
Jordan Kellier	1	1

### 10 ASSIST GAMES

None

Last: Mar. 6, 2020 (Jalen Pickett at Monmouth)

### TRIPLE DOUBLES

None

Last: Dec. 3, 2005 (Kojo Mensah vs. UAlbany)

### DOUBLE DOUBLES

Anthony Gaines	3	3
Jackson Stormo	2	2
Jared Billups	1	1
Jordan Kellier	1	1

### FIVE OR MORE THREES IN A GAME

Colby Rogers	3	3
--------------	---	---

\*At Siena

## Team Leaderboard (Games)

**Scoring:** Gaines (8), Rogers (6), Carpenter (3), Hopkins (3), Stormo (3), Johnson (1), McCollum (1)

**Rebounding:** Gaines (12), Stormo (9), Billups (4), Baer (1), Johnson (1), Kellier (1), Rogers (1)

**Assists:** Gaines (7), Rogers (6), Stormo (5), Hopkins (4), McCollum (4), Carpenter (3), Johnson (3), Baer (1), Billups (1)

**Minutes:** Gaines (12), Rogers (5), Stormo (3), Billups (1), Carpenter (1), Hopkins (1)

**Double-Figures Scoring:** Rogers (18), Gaines (12), Stormo (12), Carpenter (8), Hopkins (7), Billups (4), McCollum (4), Kellier (2), Platek (2), Johnson (1)

**Double-Doubles:** Gaines (2), Stormo (2), Billups (1), Kellier (1)

## Siena and MVP Arena

Siena Basketball achieved the highest average home attendance amongst all 56 Northeast mid-major programs during the 2019-20 season, according to the NCAA Division I Men's Basketball Attendance Report. Moreover, the Saints broke the top-100 nationally overall in attendance for the 23rd straight season, ranking 83rd overall out of 350 Division I programs with an average of 6,228 fans per game.

Siena leapfrogged Atlantic 10 foe Rhode Island for top billing in Division I Men's Basketball attendance amongst all Northeast mid-major programs during the 2019-20 season. The Northeast is comprised of nine states according to the United States Census Bureau: Connecticut, Maine, Massachusetts, New Hampshire, New Jersey, New York, Pennsylvania, Rhode Island, and Vermont. Mid-major teams are defined as programs from the 25 conferences which do not comprise "high majors," which are the Power 5 (ACC, Big Ten, Big 12, Pac-12, and SEC), AAC, and Big East.

Siena improved 11 spots in the national average attendance rankings to finish 83rd overall in 2019-20, marking the program's highest mark in five years dating back to a ranking of 82nd for the 2014-15 season. The Saints have now ranked in the top-100 nationally in attendance for each of the past 23 seasons, coinciding with the program's full-time move downtown beginning in 1997-98. Siena also stood 12th overall nationally in average home attendance amongst all 263 mid-major programs, an improvement of seven spots from the previous season.

The Saints' average attendance of 6,228 during the 2019-20 season at MVP Arena was the program's highest mark in four years since averaging 6,269 fans in 2015-16, and outranked the NCAA average of 4,601 by more than 26%. Siena saw an increase in average home attendance of 461 spectators from the 2018-19 campaign, as the 7% improvement was the program's highest in 11 years since achieving a 14% increase in 2008-09 from the 2007-08 season. Additionally, the Saints boasted a pair of capacity crowds of 7,146 fans in 2019-20 against Manhattan (Feb. 16) and in the home finale vs. Niagara (Mar. 4).

Siena ranked third in average home attendance amongst the 22 Division I programs from the state of New York, trailing only national leader Syracuse and other high-major competitor St. John's. However, the Saints outranked 16 high-major programs nationally, including nine Power 5 teams in Boston College, California, Georgia Tech, Miami, Northwestern, Oregon State, Stanford, USC, and Washington State.

The stellar fan support helped propel Siena to a perfect 14-0 record at MVP Arena in 2019-20, as the Saints were one of just 13 Division I teams nationally to go undefeated at home in 2019-20. Siena achieved an unblemished home mark for the third time in 23 seasons since making the full-time move downtown (17-0 in both 2008-09 and 2009-10), and the 14-game win streak in Albany marks the second longest in program history (38 straight between 2008-10). The Saints won by an average of 11.1 points per game at home in 2019-20, and trailed for a total of just 14:09 over their final seven games at MVP Arena.

Siena has drawn more than 2.5 million fans over 406 all-time games at MVP Arena, dating back to the program's first home contest in the facility during the 1990-91 season. The Saints welcomed their two-millionth fan on Dec. 23, 2014 vs. Cornell, and have drawn crowds in excess of 10,000 on 33 occasions. Siena holds a 269-137 (.663) all-time record at MVP Arena, including a stellar 254-115 (.688) mark since permanently making the facility its home beginning with the 1997-98 season. Overall, Siena has drawn a total of 2,619,804 fans over 406 dates at MVP Arena, an average of 6,453 fans per game.





# Player Quick Hits



## Previous Starters

### G - #11 Anthony Gaines

Named MAAC Player of the Week Feb. 14 after averaging 19.0 points and 11.0 rebounds while shooting 50% in a 2-0 week  
Only Saint to both play in and start all 23 games so far this season  
Stands second on the team in scoring (11.4), and ranks seventh in the MAAC in rebounding (7.0)  
Averaging 16.4 points and 7.7 rebounds in seven games in the month of February  
Recorded second straight double-double with a collegiate career-high 24 points and 13 rebounds vs. Canisius (Feb. 1)  
Posted first collegiate double-double with 14 points and a career-high 14 rebounds vs. Quinnipiac (Jan. 30)  
Team captain who also served as a team captain each of his final two seasons at Northwestern University  
Northwestern transfer appeared in 97 career games (35 starts), averaging 5.1 points and 3.8 rebounds spanning 22.8 minutes  
Saw action in 23 games (five starts), averaging 3.9 points and 4.4 rebounds in 20.9 minutes last season  
Scored then career-high 18 points while adding seven rebounds at Maryland (Jan. 29, 2019)  
Recorded 10-point, five-rebound, four-assist performance in first collegiate start vs. No. 2/1 Michigan State (Feb. 17, 2018)  
Rated top player in New Hampshire by ESPN.com and a top-150 national recruit by 247 Sports out of New Hampton School  
Second Team All-NEPSAC selection participated in the Jordan Brand Regional Game his senior season  
Led NHS to a NEPSAC AAA Regular Season Championship and No. 3 prep school national ranking as a junior  
Played AAU locally for the Albany City Rocks, who he helped qualify for the Nike Peach Jam while averaging 16 points and nine rebounds on the Nike EYBL circuit during the summer of 2016

### F - #55 Jackson Stormo

Ranks third on the team in scoring (10.9)  
Stands third in the MAAC in blocks (1.3), fourth in field goal percentage (.545), and eighth in rebounding (6.9)  
Posted career-highs of 25 points (10-13 shooting) and 11 rebounds at Georgetown (Nov. 19)  
Team captain is team's top-returner in nearly every statistical category  
Averaged 10.8 points and 5.5 rebounds in 25.2 minutes spanning all 17 games (10 starts) in his first season with Siena  
Led the MAAC shooting 65.5% from the floor, and paced Siena with a +/- of +100 (+9.40 per 40 minutes) last season  
Scored in double figures in 11 times last year, highlighted by back-to-back season-high 18-point performances  
Named to the 2020-21 NABC Honors Court and MAAC Academic Honor Roll  
Matriculated to Siena after spending his first two seasons seeing limited action at Pepperdine  
Averaged 17.8 points, 12.8 rebounds, 2.6 blocks, and 2.3 assists as a high school senior at San Marcos  
Named the 2018 CIF Southern Section 2A Player of the Year and the Channel League MVP

### G - #1 Jared Billups

Named MAAC Rookie of the Week (Jan. 10) following 11-point output in win over Fairfield (Jan. 9)  
Posted first collegiate double-double with season-highs of 13 points, 10 rebounds, and three steals at Rider (Feb. 13)  
Averaging 5.9 points and 4.7 rebounds in 26.9 minutes, and ranks eighth in the MAAC in blocks (0.9)  
Freshman starred at McDonogh School in Maryland, which also produced recent Siena star **Evan Fisher** '19  
Averaged 15.5 points and eight rebounds his junior season  
Played his AAU basketball for Team Thrill  
Cousin of five-time NBA All-Star, 2004 NBA Finals MVP, and current Portland Trail Blazers Head Coach **Chauncey Billups**

### G - #3 Colby Rogers

Cal Poly transfer ranks 31st nationally in three-point field goal percentage (.407) and 91st in threes per game (2.50)  
First-year Saint leads the team and ranks 10th in the MAAC in scoring (13.7)  
Scored collegiate career-high 27 points vs. Quinnipiac (Jan. 30)  
Was team's second-leading scorer in each of his two seasons at Cal Poly  
Appeared in 49 games (25 starts) in his two seasons with the Mustangs, averaging 10.0 points over 26.0 minutes  
Averaged 12.2 points, 3.6 rebounds, and 2.2 assists in a team-high 31.8 minutes last season at Cal Poly  
Scored in double figures in each of his final seven games at CP, highlighted by a pair of career-high 21-point performances  
Led Roselle Catholic (NJ) to a 28-4 record and No. 17 ranking in the USA Today Super-25 National Poll his senior season  
Averaged 12.7 points, 7.0 rebounds, and 3.0 assists while shooting 63.8% from the field as a high school senior in 2018-19

### G - #0 Nick Hopkins

Team captain ranks third in the MAAC in steals (1.7) and ninth in three-point field goal percentage (.385)  
Posted Siena career-highs of 19 points and eight rebounds in win over Fairfield (Jan. 9)  
In 127 career games played between Belmont (94) and Siena (33), his teams have posted a 95-32 (.748) overall record  
Started in all 11 games in which he appeared in his first year with the Saints before suffering a season-ending injury  
Averaged 7.8 points and 3.2 rebounds in 33.8 minutes last season  
Shot an efficient 37.5% (18-48) from three-point range, and committed just four turnovers in 372 total minutes played  
Scored in double figures four times, highlighted by a season-high 16-point effort at Rider (Jan. 16)  
Appeared in 94 games (11 starts) in three seasons at Belmont, averaging 6.5 points in 15.2 minutes, while shooting 37.4% from three and 84.3% from the free throw line  
2016 Tennessee Mr. Basketball Class A and a **USA TODAY** Tennessee First Team selection  
Averaged a prolific 33.3 points, 6.4 rebounds, 3.1 assists, and 3.3 steals during his senior season at Fayetteville High  
Four-time Tennessee 9A All-District honoree, three-time All-Tournament Team selection, and two-time MVP  
Scored 2,851 career points during illustrious high school career, including a state-high 931 as a senior



# Player Quick Hits



## Reserves (Listed Numerically)

### G - #2 Javian McCollum

Leads the MAAC shooting 45% from three, while averaging 5.4 points and 1.6 assists in 16.6 minutes  
 Scored season-high 15 points and added four assists in victory over Saint Peter's (Feb. 20)  
 Freshman was an All-Area First Team selection last season at Fort Myers  
 Three-time *The News-Press* Player of the Year  
 Averaged 20.7 points while leading Fort Myers to the Class 6A Regional Final in 2019-20  
 Played on the AAU circuit for CP25

### G - #5 Jayce Johnson

Appeared in first 18 games (five starts) before missing the past five games due to injury  
 Arrives at Siena after spending past three seasons at Middle Tennessee  
 Averaged 7.0 points and 4.7 rebounds in 24.8 minutes over three seasons spanning 80 career games (58 starts) at MTSU  
 Appeared in 18 games (11 starts), averaging 5.7 points and 3.7 rebounds in 20.4 minutes last season at Middle Tennessee  
 Posted career-highs of 8.5 points, 5.2 rebounds, 2.2 assists, and a .452 field goal percentage as a sophomore in 2019-20  
 Averaged 12.6 points, 6.1 rebounds and 3.4 assists in his final prep season at Canisius High  
 2017-18 Third Team All-Western New York  
 Led Canisius to a NYSPHSAA Class A Championship as a sophomore

### G - #13 Aidan Dagostino

Freshman walk-on has played two minutes to date  
 Played a post-graduate year at the South Kent School in Connecticut  
 Local product helped Saratoga Springs to the program's first Section II Class AA Championship in 31 years in 2019  
 Played two seasons for the Blue Streaks, after beginning his high school career at Saratoga Central Catholic

### F - #14 Jordan Kellier

Posted first career double-double in first collegiate start at Saint Peter's on Dec. 5 (11 points, 10 rebounds)  
 Matriculates to Siena after playing his sophomore season in the Pac-12 at the University of Utah  
 Saw action in seven games and played 31 total minutes for the Utes, notching nine points and six rebounds  
 Played his freshman season at Williston State, 17.4 points and 8.6 rebounds  
 Helped guide Williston State to the 2019-20 NJCAA Region XIII Semifinals  
 Attended Redemption Christian Academy in nearby Troy

### G - #15 Robert Mahala

Senior walk-on appointed team captain for second straight season  
 Appeared in 18 career games, scoring six points in 91 total minutes  
 2020-21 NABC Honors Court selection and Siena College's Leo Dufort Male Student Athlete of the Month for December 2021  
 Appeared in seven games, averaging 8.7 minutes of action last season  
 Named to the MAAC All-Academic Team and Academic Honor Roll in each year of eligibility  
 Earned three varsity letters and was a two-year starter in high school at Christian Brothers Academy  
 Averaged 9.8 points as a senior, and was selected to play in New Jersey's North-South Senior All-Star Game  
 Father, **Bobby**, played college basketball at Wagner, and cousin, **Kevin Mahala**, was drafted by the Pittsburgh Pirates in 2016

### F - #21 Michael Tertsea

Matriculates to Siena after spending the past two seasons at Division II Gannon University  
 Began his collegiate career spending three seasons at the University of Rhode Island  
 Appeared in 24 games (20 starts), averaging 5.2 points and 3.8 rebounds in 17.5 minutes in 2019-20 at Gannon  
 Rated a three-star recruit out of high school by Scout.com, Rivals.com, and ESPN.com  
 Ranked the nation's 35th best center in his class by 247Sports.com  
 Helped guide The John Carroll School (MD) to a 27-11 record and a Baltimore Catholic League Championship his senior year  
 Named an All-BCL selection, and graduated as John Carroll's second all-time leading rebounder

### G - #22 Andrew Platek

Suffered a season-ending full thickness tear of his left Achilles vs. Manhattan (Dec. 3)  
 Averaged 9.0 points and 3.6 rebounds in 20.0 minutes over first five games (three starts)  
 Local Guilderland standout and North Carolina transfer officially joined team and made Siena debut Nov. 19 at Georgetown  
 Began practicing with team Oct. 27 after receiving first waiver from NCAA, and received second waiver Nov. 16  
 Appeared in 124 games (11 starts) over four seasons at UNC, averaging 2.6 points and 1.3 rebounds in 10.5 minutes  
 Wrapped up prep career playing two seasons at Northfield Mount Hermon (MA), averaging 13.6 points  
 All-New England Prep First Team selection  
 Played three seasons at Guilderland High, averaging 25.3 points in his final campaign  
 Played his AAU basketball for the Albany City Rocks on the Nike EYBL circuit

### G - #23 Taihland Owens

Has yet to make his collegiate debut due to injury  
 Freshman averaged 18 points as a senior at Cherokee High  
 Named a Class 7A Second Team All-State selection in 2019-20, and an Honorable Mention All-State honoree in 2020-21  
 Played his AAU basketball for Georgia Stars Select

### F - #24 Michael Baer

Started first four games, and is averaging 1.7 points and 1.8 rebounds in 11.0 minutes of action  
 Graduate transfer appeared in 20 games (45 minutes), while tallying 10 points and 11 rebounds during his time in Iowa City  
 Matriculates to Siena after playing the past three seasons as a walk-on for former head coach **Fran McCaffery** at Iowa  
 Three-time Big Ten Distinguished Scholar and Academic All-Big Ten honoree, and two-time NABC Honors Court honoree  
 Older brother, **Nicholas Baer**, also played basketball at Iowa (2015-19)

### G - #25 Aidan Carpenter

Averaging 7.5 points over 18.2 minutes in 17 appearances (six starts)  
 Posted a pair of season-high tying 15-point performances  
 Averaged 5.7 points in 23.7 minutes of action as a freshman last season  
 Named MAAC Rookie of the Week on Jan. 11  
 Scored game-high 19 points on 8-11 shooting in first collegiate start at Fairfield (Jan. 10)  
 No. 1 recruit in Maine and No. 22 overall in the New England Class of 2020 according to the New England Recruiting Report  
 Began 2019-20 season at Lee Academy in Maine before matriculating to Siena as a mid-year enrollee  
 2018-19 NEPSAC Player of the Year averaged 24 points and five assists while leading Hyde School in Bath, Maine to the NEPSAC Class C Title

### F - #33 Steven Lazar

Sophomore walk-on made collegiate debut on Nov. 16 vs. Yale, and has appeared in two games logging two total minutes  
 MAAC Academic Honor Roll honoree  
 Averaged 5.3 points and 3.7 rebounds over 16 games his senior season in 2019-20 for Crestwood Prep

## Siena Basketball Class of 2026 COMING SOON!

### The Last Time

**Siena scored 100 points in a game:** Siena was defeated by Quinnipiac 107-100 in triple overtime on Feb. 17, 2019 at MVP Arena. It marked the Saints' first 100-point effort in 16 years since a 100-69 win over Saint Peter's on Mar. 1, 2003.

**Siena allowed 100 points in a game:** Yale defeated Siena 100-89 in triple overtime on Nov. 20, 2019 in New Haven

**Siena won an overtime game:** Siena won its first overtime game in three years – and snapped a three-game overtime losing streak – with a 76-75 win at Rider on Feb. 13, 2022

**Siena lost an overtime game:** Siena dropped its second overtime game in five days, losing its MAAC opener 77-72 vs. Manhattan on Dec. 3, 2021 at MVP Arena

**Siena was held to 40 points or fewer:** St. Bonaventure defeated Siena 82-40 on Jan. 5, 2018 in Olean, NY

**Siena held an opponent to 40 points or fewer:** Siena scored the final seven points to grind past Saint Peter's 47-40 on Jan. 23, 2021 at the UHY Center in Loudonville, NY

**Siena won by more than 30 points:** Siena defeated Manhattan 89-54 at MVP Arena on Dec. 4, 2015

**Siena lost by more than 30 points:** St. Bonaventure defeated Siena 82-40 on Jan. 5, 2018 in Olean, NY

**Five Siena players scored in double figures:** Five Saints – two of whom were reserves – scored in double figures in Siena's 84-70 victory over Saint Peter's on Feb. 20, 2022 at MVP Arena

**Siena grabbed more than 50 rebounds in a game:** Siena pulled down 52 rebounds in a 100-89 triple overtime setback at Yale on Nov. 20, 2019 in New Haven

**A Siena player scored 40 points or more in a game:** Jalen Pickett posted the second highest single-game scoring total in program history, tallying 46 points in a 107-100 triple overtime loss to Quinnipiac on Feb. 17, 2019 at MVP Arena

**A Siena player scored 35 or more points in a game:** Jalen Pickett posted the second highest single-game scoring total in program history, tallying 46 points in a 107-100 triple overtime loss to Quinnipiac on Feb. 17, 2019 at MVP Arena

**A Siena player scored 30 or more points in a game:** Jalen Pickett posted the second highest single-game scoring total in program history, tallying 46 points in a 107-100 triple overtime loss to Quinnipiac on Feb. 17, 2019 at MVP Arena

**A Siena player grabbed 20 rebounds in a game:** OD Anosike had 21 rebounds in Siena's 79-75 win over Marist on January 27, 2013.

**Siena made 15 or more three-pointers in a game:** The Saints connected on 15 three-pointers in a loss at Fordham on 11/24/01

**A Siena player had 10 or more assists in a game:** Jalen Pickett posted his second straight double digit assist game, dishing out 11 dimes as Siena clinched the MAAC Regular Season Championship at Monmouth on Mar. 6, 2020

**A Siena player had five or more steals in a game:** Jalen Pickett swiped all seven of Siena's steals vs. Colgate on Nov. 24, 2018 at MVP Arena

**A Siena player had five or more blocks in a game:** Javion Ogunyemi had five blocks in an 87-86 overtime defeat vs. Iona in the 2017 MAAC Championship Game

**Siena failed to convert a free-throw:** Siena went 0-2 from the free throw line in a 57-45 loss vs. Holy Cross on Nov. 18, 2018. Neither team made a free throw in the game, while combining for just three attempts. It marked the first time in 18 years – Dec. 10, 2000 at Marist (0-5) – that Siena failed to make a free throw

**Siena failed to convert a 3-pointer:** Siena missed all eight of its three-point attempts in an 80-73 loss vs. Canisius on Feb. 4, 2017 at MVP Arena. It marked the second time in 20 games in which the Saints were held without a three, after having gone the previous 221 games without a miss.

**Siena did not miss a free-throw:** Siena went a perfect 4-4 from the free throw line in an 83-65 loss at Georgetown on Nov. 19, 2021. It marked the first time in 14 years in which Siena was perfect from the charity stripe (11-11 vs. Saint Peter's on Feb. 4, 2007)

**Siena player had a triple-double:** Kojo Mensah had 20 points, 14 rebounds and 11 assists in Siena's 82-74 OT win over UAlbany on Dec. 3, 2005



## Career Games Played/Started

	Career Games	Career Starts	Consec. Games	Consec. Starts
Jackson Stormo	39	32	14	14
Nick Hopkins*	33	29	5	5
Aidan Carpenter	29	11	0	0
Michael Baer*	23	4	23	0
Anthony Gaines*	23	23	23	23
Colby Rogers*	22	21	12	11
Jared Billups	21	11	21	5
Jayce Johnson*	18	5	0	0
Robert Mahala	18	0	1	0
Javian McCollum	18	1	9	0
Jordan Kellier*	16	1	6	0
Andrew Platek*	5	3	0	0
Michael Tertsea*	4	0	0	0
Aidan Dagostino	2	0	0	0
Steven Lazar	2	0	0	0
Taihland Owens	0	0	0	0

\*At Siena

## Leads and Deficits

Most points	85 vs. Quinnipiac (Jan. 30)
Fewest points	47 at #23/24 St. Bonaventure (Nov. 9)
Most points allowed	83 twice
Fewest points allowed	56 twice
Biggest win	16 at Army West Point (Nov. 30)
Biggest loss	28 twice
Biggest lead	24 at Saint Peter's (Dec. 5)
Biggest deficit	30 vs. Delaware (Nov. 13)
Biggest deficit overcome to win	18 at Marist (Jan. 14)
Biggest lead lost	13 vs. Manhattan (Dec. 3)
Biggest halftime lead	15 at Holy Cross (Dec. 11)
Biggest halftime deficit	14 at Marist (Jan. 14)
Biggest halftime deficit overcome to win	14 at Marist (Jan. 14)
Biggest halftime lead lost	7 vs. Marist (Feb. 18)
Most points in a half	55 (2nd) at Army West Point (Nov. 30)
Fewest points in a half	15 (2nd) at #23/24 St. Bonaventure (Nov. 9)
Most points allowed in a half	49 (2nd) vs. Yale (Nov. 16)
Fewest points allowed in a half	22 twice

## Record by Starting Lineup

Starting Lineup	Record
Baer - Stormo - Gaines - Rogers - Carpenter	0-3
Baer - Stormo - Gaines - Rogers - Hopkins	0-1
Gaines - Stormo - Johnson - Rogers - Hopkins	4-0
Gaines - Stormo - Rogers - Platek - Hopkins	1-2
Gaines - Kellier - Billups - Rogers - McCollum	1-0
Gaines - Stormo - Billups - Rogers - Hopkins	5-3
Gaines - Stormo - Billups - Carpenter - Hopkins	2-0
Gaines - Stormo - Johnson - Rogers - Carpenter	0-1

## Siena's Record When...

Leading at halftime	8-3
Trailing at halftime	4-7
Tied at halftime	1-0
Leading with 5:00 left (regulation)	11-2
Trailing with 5:00 left (regulation)	2-8
Tied with 5:00 left	0-0
Overtime	1-2
SC shoots 50% or better from field	5-0
SC shoots between 40-49.9% from field	6-4
SC shoots under 40% from field	2-6
Opponent shoots 50% or better from field	0-4
Opponent shoots between 40-49.9% from field	8-4
Opponent shoots under 40% from field	5-2
SC outrebounds opponent	5-1
Opponent outrebounds SC	5-7
Tied in rebounds	3-2
SC records 10 or more steals	2-3
SC records 15 or more assists	1-1
SC commits 15 turnovers or fewer	11-9
SC commits more than 15 turnovers	2-1
SC commits fewer turnovers than opponent	6-3
SC commits more turnovers than opponent	7-6
Tie in turnovers	0-1
SC shoots 70% or better from the free throw line	11-4
SC shoots under 70% from the free throw line	2-6
SC scores 59 points or fewer	0-5
SC scores between 60-69 points	5-4
SC scores between 70-79 points	5-1
SC scores 80 points or more	3-0
Opponent scores 59 points or fewer	4-0
Opponent scores between 60-69 points	6-2
Opponent scores between 70-79 points	3-5
Opponent scores 80 points or more	0-3
Four or more Saints score in double figures	8-0
Playing in November	2-5
Playing in December	2-1
Playing in January	4-2
Playing in February	5-2
Playing in March	0-0
Playing on Monday	1-0
Playing on Tuesday	2-3
Playing on Wednesday	0-0
Playing on Thursday	0-0
Playing on Friday	3-5
Playing on Saturday	1-1
Playing on Sunday	6-1
Playing in the day time (11 AM-5 PM start)	7-1
Playing at night (5 PM or later start)	6-9
SC plays at MVP Arena	7-5
SC plays on the road	6-5
SC plays on a neutral court	0-0
SC plays west of Albany	0-1
SC plays east of Albany	1-0
SC plays north of Albany	0-0
SC plays south of Albany	5-4
Wearing white uniforms	4-5
Wearing green uniforms	4-3
Wearing gold uniforms	3-2
Wearing black uniforms	2-0

# Keepin' Track of the MAAC

For all the latest MAAC Basketball News and Scores visit [www.MAACSports.com](http://www.MAACSports.com)



## MAAC Standings

Team	MAAC		Overall	
	W	L	W	L
1.) Iona	14	2	22	5
<b>2.) SIENA</b>	<b>10</b>	<b>5</b>	<b>13</b>	<b>10</b>
3.) Saint Peter's	10	6	12	11
<b>4.) Monmouth</b>	<b>9</b>	<b>6</b>	<b>17</b>	<b>9</b>
5.) Marist	8	9	13	13
6.) Manhattan	7	9	14	11
Quinnipiac	7	9	12	12
Niagara	7	9	12	13
9.) Rider	6	10	10	16
10.) Fairfield	6	11	12	16
11.) Canisius	4	12	8	19

## Today's Other MAAC Action

None

## MAAC Preseason Coaches' Poll

1.) Iona (11)	121
2.) Saint Peter's	91
3.) Marist	75
<b>4.) Monmouth</b>	<b>74</b>
5.) Rider	73
6.) Fairfield	62
7.) Manhattan	58
<b>8.) SIENA</b>	<b>54</b>
9.) Quinnipiac	53
10.) Niagara	39
11.) Canisius	26

\*First place votes in parenthesis

## MAAC Weekly Honors

Date	Player of the Week	Rookie of the Week
Nov. 15	Marcus Hammond (NIA)	TJ Long (FFD)
Nov. 22	George Papas (MON)	Corey McKeithan (RID)
Nov. 29	Nelly Junior Joseph (ION)	TJ Long (FFD)
Dec. 6	George Papas (MON)	Jao Ituka (MAR)
Dec. 13	Shavar Reynolds (MON)	Jao Ituka (MAR)
Dec. 20	Jao Ituka (MAR)	Jao Ituka (MAR)
Dec. 27	Scott Hitchon (CAN)	Walter Clayton, Jr. (ION)
Jan. 3	Kevin Marfo (QU)	Walter Clayton, Jr. (ION)
Jan. 10	Dwight Murray, Jr. (RID)	<b>Jared Billups (SIE)</b>
Jan. 17	Jose Perez (MAN)	Jao Ituka (MAR)
Jan. 24	Elijah Joiner (ION)	Jao Ituka (MAR)
Jan. 31	Kevin Marfo (QU)	Noah Harris (MAR)
Feb. 7	Marcus Hammond (NIA)	Xzavier Long (CAN)
Feb. 14	<b>Anthony Gaines (SIE)</b>	Jao Ituka (MAR)
Feb. 21	Nelly Junior Joseph (ION)	Jao Ituka (MAR)
Feb. 28		
Mar. 7		

## Siena's MAAC and NCAA Rankings

Siena	Total	MAAC Rank*	NCAARank†
Points	66.4	11th	289th
Opp Points	69.0	7th	172nd
Scoring Margin	-2.6	10th	266th
FG%	.431	7th	229th
Opp FG%	.438	9th	215th
FT%	.734	5th	114th
3-PT%	.352	3rd	99th
Opp 3-PT%	.333	7th	167th
3-PT/GM	6.7	7th	244th
Rebounds	32.6	10th	301st
Rebound Margin	-2.7	11th	295th
Assists	10.0	10th	341st
Steals	6.5	5th	171st
Blocks	4.3	3rd	69th
Turnovers	13.1	8th	204th
A/TO Ratio	0.76	11th	334th
Turnovers Forced	12.2	8th	233rd
Turnover Margin	-0.9	11th	248th

<b>Player</b>			
<b>Colby Rogers</b>	PTS - 13.7	10th	N/A
	3FG% - .407	4th	31st
	3FG - 2.5	2nd	91st
<b>Anthony Gaines</b>	REB - 7.0	7th	166th
	DREB - 6.0	2nd	53rd
	MIN - 33:13	6th	200th
<b>Jackson Stormo</b>	REB - 6.9	8th	180th
	FG% - .545	4th	N/A
	BLK - 1.3	3rd	105th
	OREB - 2.4	4th	155th
<b>Nick Hopkins</b>	STL - 1.7	3rd	116th
	3FG% - .385	9th	N/A
<b>Javian McCollum</b>	3FG% - .450	1st	N/A
<b>Jared Billups</b>	BLK - 0.9	8th	279th

\*Out of 11 teams

†Out of 350 ranked teams (Through Sunday)

# Quick Chart

## Player Season and Career Highs (at Siena)

		2021-22	Career (at Siena)
0 Nick Hopkins	Points Rebounds Assists Steals Blocks	19 vs. Fairfield 1/9/22 8 vs. Fairfield 1/9/22 4 at Army West Point 11/30/21 4 twice 1 three times	Same Same Same Same Same
1 Jared Billups	Points Rebounds Assists Steals Blocks	13 at Rider 2/13/22 10 at Rider 2/13/22 2 four times 3 at Rider 2/13/22 4 twice	Same Same Same Same Same
2 Javian McCollum	Points Rebounds Assists Steals Blocks	15 vs. Saint Peter's 2/20/22 2 vs. Manhattan 12/3/21 6 at Georgetown 11/19/21 2 vs. Canisius 2/1/22 1 twice	Same Same Same Same Same
3 Colby Rogers	Points Rebounds Assists Steals Blocks	27 vs. Quinnipiac 1/30/22 7 vs. Harvard 11/22/21 3 three times 3 at Fairfield 2/6/22 2 at Iona 1/25/22	Same Same Same Same Same
5 Jayce Johnson	Points Rebounds Assists Steals Blocks	10 at St. Bonaventure 11/9/21 8 at Iona 1/25/22 3 vs. Rider 2/4/22 2 at Iona 1/25/22 2 vs. Harvard 11/22/21	Same Same Same Same Same
11 Anthony Gaines	Points Rebounds Assists Steals Blocks	24 vs. Canisius 2/1/22 14 vs. Quinnipiac 1/30/22 6 twice 3 twice 2 five times	Same Same Same Same Same
13 Aidan Dagostino	Points Rebounds Assists Steals Blocks	- - - - -	- - - - -
14 Jordan Kellier	Points Rebounds Assists Steals Blocks	11 twice 10 at Saint Peter's 12/5/21 2 at Army West Point 11/30/21 1 six times 2 at Rider 2/13/22	Same Same Same Same Same
15 Robert Mahala	Points Rebounds Assists Steals Blocks	4 vs. Delaware 11/13/21 1 vs. Yale 11/16/21 1 twice 1 twice -	Same 4 vs. Manhattan 2/27/21 Same 1 four times 1 twice
21 Michael Tertsea	Points Rebounds Assists Steals Blocks	- 1 twice - - -	- Same - - -
22 Andrew Platek	Points Rebounds Assists Steals Blocks	12 at Georgetown 11/19/21 6 at Bucknell 11/28/21 5 at Georgetown 11/19/21 - -	Same Same Same - -
23 Taihland Owens	Points Rebounds Assists Steals Blocks	- - - - -	- - - - -
24 Michael Baer	Points Rebounds Assists Steals Blocks	5 vs. Saint Peter's 2/20/22 7 vs. Yale 11/16/21 3 vs. Delaware 11/13/21 3 at St. Bonaventure 11/9/21 1 three times	Same Same Same Same Same
25 Aidan Carpenter	Points Rebounds Assists Steals Blocks	15 twice 4 at Iona 1/25/22 3 twice 2 four times 2 twice	19 at Fairfield 1/10/21 Same 3 three times 2 six times 2 three times
33 Steven Lazar	Points Rebounds Assists Steals Blocks	- 1 vs. Yale 11/16/21 - - -	- Same - - -
55 Jackson Stormo	Points Rebounds Assists Steals Blocks	25 at Georgetown 11/19/21 11 twice 4 vs. Marist 2/18/22 2 at Army West Point 11/30/21 4 vs. Quinnipiac 1/30/22	Same Same 5 at Marist 1/31/21 3 at Marist 1/31/21 Same

# 2021-2022 Siena College Men's Basketball Overall Statistics (as of Feb 20, 2022)

Overall Record: 13-10 Conf: 10-5 Home: 7-5 Away: 6-5 Neutral: 0-0

#	Player	GP-GS	MIN	AVG	FG		3PT		FT		Rebounds				PF	DQ	A	TO	BLK	STL	PTS	AVG
					FG-FGA	FG%	3FG-FGA	3FG%	FT-FTA	FT%	OFF	DEF	TOT	AVG								
03	Rogers, Colby	22-21	700	31.8	106-251	.422	55-135	.407	34-39	.872	6	40	46	2.1	53	2	31	38	6	13	301	13.7
11	Gaines, Anthony	23-23	764	33.2	91-211	.431	13-41	.317	67-90	.744	22	138	160	7.0	45	2	45	58	13	24	262	11.4
55	Stormo, Jackson	22-22	664	30.2	97-178	.545	1-5	.200	44-63	.698	52	99	151	6.9	66	1	28	35	29	12	239	10.9
22	Platek, Andrew	5-3	100	20.0	18-44	.409	5-16	.313	4-4	1.000	4	14	18	3.6	6	0	9	10	0	0	45	9.0
00	Hopkins, Nick	22-18	569	25.9	66-157	.420	37-96	.385	9-12	.750	11	44	55	2.5	26	0	30	20	3	37	178	8.1
25	Carpenter, Aidan	17-6	310	18.2	47-125	.376	4-25	.160	29-36	.806	8	14	22	1.3	24	0	12	18	8	12	127	7.5
01	Billups, Jared	21-11	564	26.9	36-77	.468	7-24	.292	44-57	.772	27	72	99	4.7	62	1	16	32	18	20	123	5.9
02	McCollum, Javian	18-1	299	16.6	33-66	.500	18-40	.450	14-16	.875	1	10	11	0.6	22	0	29	19	2	6	98	5.4
14	Kellier, Jordan	16-1	184	11.5	23-62	.371	9-28	.321	12-15	.800	8	33	41	2.6	22	0	3	12	9	9	67	4.2
05	Johnson, Jayce	18-5	229	12.7	16-57	.281	3-16	.188	11-30	.367	5	34	39	2.2	32	1	15	25	7	6	46	2.6
24	Baer, Michael	23-4	252	11.0	16-42	.381	3-12	.250	3-7	.429	8	33	41	1.8	15	0	9	16	3	9	38	1.7
15	Mahala, Robert	5-0	20	4.0	2-4	.500	0-1	.000	0-0	.000	0	1	1	0.2	0	0	2	0	0	2	4	0.8
13	Dagostino, Aidan	2-0	2	1.0	0-0	.000	0-0	.000	0-0	.000	0	0	0	0.0	0	0	0	0	0	0	0	0.0
33	Lazar, Steven	2-0	2	1.0	0-1	.000	0-1	.000	0-0	.000	1	0	1	0.5	0	0	0	0	0	0	0	0.0
21	Tertsea, Michael	4-0	16	4.0	0-3	.000	0-0	.000	0-0	.000	0	2	2	0.5	4	0	0	1	0	0	0	0.0
<b>Total</b>		<b>23</b>	<b>4675</b>	<b>203.3</b>	<b>551-1278</b>	<b>.431</b>	<b>155-440</b>	<b>.352</b>	<b>271-369</b>	<b>.734</b>	<b>184</b>	<b>565</b>	<b>749</b>	<b>32.6</b>	<b>377</b>	<b>7</b>	<b>229</b>	<b>301</b>	<b>98</b>	<b>150</b>	<b>1528</b>	<b>66.43</b>
<b>Opponents</b>			<b>4675</b>	<b>203.3</b>	<b>582-1330</b>	<b>.438</b>	<b>130-390</b>	<b>.333</b>	<b>293-416</b>	<b>.704</b>	<b>230</b>	<b>582</b>	<b>812</b>	<b>35.3</b>	<b>366</b>	<b>6</b>	<b>243</b>	<b>280</b>	<b>73</b>	<b>173</b>	<b>1587</b>	<b>69.00</b>

Team Statistics	Siena	OPP
SCORING	1528	1587
Points Per Game	66.4	69.0
Scoring Margin	-2.6	-
FIELD GOALS-ATT	551-1278	582-1330
Field Goal Pct	.431	.438
3 POINT FG-ATT	155-440	130-390
3PT FG Pct	.352	.333
3PT Made Per Game	6.7	5.7
FREE THROWS-ATT	271-369	293-416
FT Pct	.734	.704
FT Made Per Game	11.8	12.7
REBOUNDS	749	812
Rebounds Per Game	32.6	35.3
Rebounds Margin	-2.7	-
ASSISTS	229	243
Assists Per Game	10.0	10.6
TURNOVERS	301	280
Turnovers Per Game	13.1	12.2
Turnovers Margin	-0.9	-
Assist/Turnover Ratio	0.8	0.9
STEALS	150	173
Steals Per Game	6.5	7.5
BLOCKS	98	73
Blocks Per Game	4.3	3.2
ATTENDANCE	65,217	19,411
Dates/Avg Per Date	12-5,435	11-1,765
Neutral Site #/Avg	-	0-0

Conf	Date	Opponent	W/L	Score	Att.
	11/09/21	at St. Bonaventure	L	47-75	4,617
	11/13/21	DELAWARE	L	63-83	5,842
	11/16/21	YALE	L	54-82	4,729
	11/19/21	at Georgetown	L	65-83	4,460
	11/22/21	HARVARD	W	72-69	4,673
	11/28/21	at Bucknell	L (OT)	56-65	1,146
	11/30/21	at Army West Point	W	83-67	551
*	12/03/21	MANHATTAN	L (OT)	72-77	4,988
*	12/05/21	at Saint Peter's	W	60-58	483
	12/11/21	at Holy Cross	W	72-59	1,191
*	01/09/22	FAIRFIELD	W	69-62	4,918
*	01/14/22	at Marist	W	67-60	927
*	01/21/22	at Manhattan	L	68-75	150
*	01/25/22	at Iona	L	57-74	2,087
*	01/28/22	NIAGARA	W	60-56	5,401
*	01/30/22	QUINNIPIAC	W	85-76	5,527
*	02/01/22	CANISIUS	W	73-65	4,788
*	02/04/22	RIDER	L	60-74	5,710
*	02/06/22	at Fairfield	W	62-56	2,149
*	02/11/22	IONA	W	70-64	6,383
*	02/13/22	at Rider	W (OT)	76-75	1,650
*	02/18/22	MARIST	L	53-62	6,214
*	02/20/22	SAINT PETER'S	W	84-70	6,044

\* = Conference game

Score by Periods	1st	2nd	OT	Total
Siena	700	810	18	1528
Opponents	704	852	31	1587

# 2021-2022 Siena College Men's Basketball Overall Statistics (as of Feb 20, 2022)

## Conference Games Only

Conf: 10-5 Home: 6-3 Away: 4-2 Neutral: 0-0

#	Player	GP-GS	MIN	AVG	FG		3PT		FT		Rebounds				PF	DQ	A	TO	BLK	STL	PTS	AVG
					FG-FGA	FG%	3FG-FGA	3FG%	FT-FTA	FT%	OFF	DEF	TOT	AVG								
03	Rogers, Colby	14-13	440	31.4	68-164	.415	31-81	.383	25-29	.862	3	26	29	2.1	30	0	19	29	6	9	192	13.7
11	Gaines, Anthony	15-15	516	34.4	66-151	.437	8-24	.333	45-63	.714	15	99	114	7.6	32	1	31	41	7	21	185	12.3
55	Stormo, Jackson	14-14	436	31.1	58-104	.558	0-1	.000	31-41	.756	32	62	94	6.7	43	1	18	20	21	6	147	10.5
00	Hopkins, Nick	14-13	380	27.1	42-106	.396	21-62	.339	9-11	.818	6	28	34	2.4	17	0	11	15	1	27	114	8.1
25	Carpenter, Aidan	13-3	222	17.1	36-97	.371	3-20	.150	23-30	.767	7	10	17	1.3	16	0	7	9	7	10	98	7.5
02	McCollum, Javian	12-1	210	17.5	26-48	.542	14-27	.519	14-16	.875	1	6	7	0.6	16	0	17	13	2	5	80	6.7
01	Billups, Jared	15-10	437	29.1	27-54	.500	3-13	.231	39-51	.765	16	57	73	4.9	45	1	13	25	16	13	96	6.4
22	Platek, Andrew	1-1	6	6.0	2-3	.667	1-1	1.000	0-0	.000	0	3	3	3.0	0	0	1	0	0	0	5	5.0
14	Kellier, Jordan	13-1	148	11.4	18-48	.375	7-21	.333	10-13	.769	5	25	30	2.3	19	0	1	10	6	8	53	4.1
05	Johnson, Jayce	10-4	127	12.7	9-32	.281	1-5	.200	3-11	.273	4	16	20	2.0	17	0	8	10	4	4	22	2.2
24	Baer, Michael	15-0	118	7.9	10-18	.556	2-3	.667	2-4	.500	4	18	22	1.5	7	0	1	4	2	4	24	1.6
13	Dagostino, Aidan	1-0	1	1.0	0-0	.000	0-0	.000	0-0	.000	0	0	0	0.0	0	0	0	0	0	0	0	0.0
33	Lazar, Steven	1-0	1	1.0	0-0	.000	0-0	.000	0-0	.000	0	0	0	0.0	0	0	0	0	0	0	0	0.0
15	Mahala, Robert	2-0	5	2.5	0-1	.000	0-1	.000	0-0	.000	0	0	0	0.0	0	0	1	0	0	1	0	0.0
21	Tertsea, Michael	1-0	3	3.0	0-0	.000	0-0	.000	0-0	.000	0	1	1	1.0	0	0	0	0	0	0	0	0.0
<b>Total</b>		<b>15</b>	<b>3050</b>	<b>203.3</b>	<b>362-826</b>	<b>.438</b>	<b>91-259</b>	<b>.351</b>	<b>201-269</b>	<b>.747</b>	<b>112</b>	<b>369</b>	<b>481</b>	<b>32.1</b>	<b>242</b>	<b>3</b>	<b>128</b>	<b>186</b>	<b>72</b>	<b>108</b>	<b>1016</b>	<b>67.73</b>
<b>Opponents</b>			<b>3050</b>	<b>203.3</b>	<b>371-867</b>	<b>.428</b>	<b>74-246</b>	<b>.301</b>	<b>188-272</b>	<b>.691</b>	<b>153</b>	<b>379</b>	<b>532</b>	<b>35.5</b>	<b>252</b>	<b>6</b>	<b>156</b>	<b>194</b>	<b>47</b>	<b>109</b>	<b>1004</b>	<b>66.93</b>

Team Statistics	Siena	OPP	Date	Opponent	W/L	Score	Att.
SCORING	1016	1004	12/03/21	MANHATTAN	L (OT)	72-77	4988
Points Per Game	67.7	66.9	12/05/21	at Saint Peter's	W	60-58	483
Scoring Margin	0.8	-	01/09/22	FAIRFIELD	W	69-62	4918
FIELD GOALS-ATT	362-826	371-867	01/14/22	at Marist	W	67-60	927
Field Goal Pct	.438	.428	01/21/22	at Manhattan	L	68-75	150
3 POINT FG-ATT	91-259	74-246	01/25/22	at Iona	L	57-74	2087
3PT FG Pct	.351	.301	01/28/22	NIAGARA	W	60-56	5401
3PT Made Per Game	6.1	4.9	01/30/22	QUINNIPIAC	W	85-76	5527
FREE THROWS-ATT	201-269	188-272	02/01/22	CANISIUS	W	73-65	4788
FT Pct	.747	.691	02/04/22	RIDER	L	60-74	5710
FT Made Per Game	13.4	12.5	02/06/22	at Fairfield	W	62-56	2149
REBOUNDS	481	532	02/11/22	IONA	W	70-64	6383
Rebounds Per Game	32.1	35.5	02/13/22	at Rider	W (OT)	76-75	1650
Rebounds Margin	-3.4	-	02/18/22	MARIST	L	53-62	6214
ASSISTS	128	156	02/20/22	SAINT PETER'S	W	84-70	6044
Assists Per Game	8.5	10.4					
TURNOVERS	186	194					
Turnovers Per Game	12.4	12.9					
Turnovers Margin	0.5	-					
Assist/Turnover Ratio	0.7	0.8					
STEALS	108	109					
Steals Per Game	7.2	7.3					
BLOCKS	72	47					
Blocks Per Game	4.8	3.1					
ATTENDANCE	49,973	7,446					
Dates-Avg Per Date	9-5,553	6-1,241					
Neutral Site #-Avg	-	0-0					

Score by Periods	1st	2nd	OT	Total
Siena	456	548	12	1016
Opponents	440	548	16	1004

# 2021-22 SIENA MEN'S BASKETBALL TV/RADIO ROSTER



**Nick Hopkins**  
Gr. • G • 6-0 • 171  
Fayetteville, TN/  
Fayetteville/Belmont



**Jared Billups**  
Fr. • G • 6-4 • 189  
Waldorf, MD/  
McDonogh School



**Javian McCollum**  
Fr. • G • 6-2 • 153  
Fort Myers, FL/  
Fort Myers




**Colby Rogers**  
Jr. • G • 6-4 • 184  
Covington, GA/Roselle  
Catholic (NJ)/Cal Poly



**Jayce Johnson**  
Sr. • G • 6-5 • 208  
Buffalo, NY/Canisius/  
Middle Tennessee



**Anthony Gaines**  
Gr. • G • 6-5 • 203  
Kingston, NY/New Hampton  
School (NH)/Northwestern



**Aidan Dagostino**  
Fr. • G • 6-1 • 147  
Saratoga Springs, NY/  
Saratoga Springs/  
South Kent School (CT)




**Jordan Kellier**  
Jr. • F • 6-6 • 226  
Portmore, Jamaica/  
Redemption Christian  
Academy (NY)/Utah



**Robert Mahala**  
Sr. • G • 6-5 • 171  
Jackson, NJ/Christian  
Brothers Academy



**Michael Tertsea**  
R-Sr. • F • 6-10 • 237  
Benue State, Nigeria/  
The John Carroll  
School (MD)/Gannon



**Andrew Platek**  
5th. • G • 6-4 • 213  
Guilderland, NY/Northfield  
Mount Hermon School (MA)/  
North Carolina




**Taihland Owens**  
Fr. • G • 6-6 • 186  
Canton, GA/Cherokee



**Michael Baer**  
Gr. • F • 6-7 • 112  
Bettendorf, IA/  
Bettendorf/Iowa



**Aidan Carpenter**  
So. • G • 6-4 • 195  
Hamden, CT/  
Lee Academy (ME)



**Steven Lazar**  
So. • F • 6-6 • 174  
Toronto, ON/  
Crestwood Prep



**Jackson Stormo**  
Sr. • F • 6-9 • 247  
Santa Barbara, CA/  
San Marcos/Pepperdine



**Evan Franz**  
Fr.  
Brunswick, NY/  
Tamarac

## Team Managers

Carter Morelli '22  
Aidan Khoury '24  
Michael McLoughlin '24  
Jack Lumley '23  
Thompson Collins '24

**C** Captain

## COACHING STAFF



**Carmen Maciariello '01**  
Head Coach  
Third Season




**Bobby Castagna**  
Assistant Coach



**Greg Fahey**  
Assistant Coach



**Marcus King**  
Assistant Coach



**Matt Miner**  
Director of Basketball  
Operations



**Jonathan Pickett**  
Special Assistant to  
the Head Coach



No.	Name	Cl.	Pos.	Ht.	Wt.	Hometown/High School/Previous School
0	Nick Hopkins	Gr.	G	6-0	171	Fayetteville, TN/Fayetteville/Belmont
1	Jared Billups	Fr.	G	6-4	189	Waldorf, MD/McDonogh School
2	Javian McCollum	Fr.	G	6-2	153	Fort Myers, FL/Fort Myers
3	Colby Rogers	Jr.	G	6-4	184	Covington, GA/Roselle Catholic (NJ)/Cal Poly
5	Jayce Johnson	Sr.	G	6-5	208	Buffalo, NY/Canisius/Middle Tennessee
11	Anthony Gaines	Gr.	G	6-5	203	Kingston, NY/New Hampton School (NH)/Northwestern
13	Aidan Dagostino	Fr.	G	6-1	147	Saratoga Springs, NY/Saratoga Springs/South Kent School (CT)
14	Jordan Kellier	Jr.	F	6-6	226	Portmore, Jamaica/Redemption Christian Academy (NY)/Utah
15	Robert Mahala	Sr.	G	6-5	171	Jackson, NJ/Christian Brothers Academy
21	Michael Tertsea	R-Sr.	F	6-10	237	Benue State, Nigeria/The John Carroll School (MD)/Gannon
22	Andrew Platek	5th	G	6-4	213	Guilderland, NY/Northfield Mount Hermon School (MA)/North Carolina
23	Taihland Owens	Fr.	G	6-6	186	Canton, GA/Cherokee
24	Michael Baer	Gr.	F	6-7	212	Bettendorf, IA/Bettendorf/Iowa
25	Aidan Carpenter	So.	G	6-4	195	Hamden, CT/Lee Academy (ME)
33	Steven Lazar	So.	F	6-6	174	Toronto, ON/Crestwood Prep
55	Jackson Stormo	Sr.	F	6-9	247	Santa Barbara, CA/San Marcos/Pepperdine
	Evan Franz	Fr.				Brunswick, NY/Tamarac

## PRONUNCIATION GUIDE

#13 Aidan Dagostino – Dag-oh-STEE-no  
#14 Jordan Kellier – KELL-yurr  
#15 Robert Mahala – Mah-HA-la  
#21 Michael Tertsea – TERT-see-ah  
#22 Andrew Platek – PLAY-tek  
#23 Taihland Owens – TIE-land (like the country)  
#24 Michael Baer – BARE (like the animal)  
#33 Steven Lazar – Lah-ZARR  
Carmen Maciariello – Mass-ah-RELL-oh  
Bobby Castagna – Cuss-TAHN-yah

**SIENASaints.COM**