

## November (2-5)

9	at #23/24 St. Bonaventure+^	L, 75-47
13	<b>DELAWARE%&amp;</b>	L, 83-63
16	<b>YALE&amp;</b>	L, 82-54
19	at Georgetown@	L, 83-65
22	<b>HARVARD&amp;</b>	W, 72-69
28	at Bucknell+	L, 65-56 (OT)
30	at Army West Point+	W, 83-67

## December (2-1)

3	<b>MANHATTAN*&amp;</b>	L, 77-72 (OT)
5	at Saint Peter's*&	W, 60-58
11	at Holy Cross+&	W, 72-59
28	at American+	Canceled

## January (3-2)

9	<b>FAIRFIELD*&gt;&amp;</b>	W, 69-62
14	at Marist*&	W, 67-60
21	at Manhattan*+	L, 75-68
25	at Iona*&	L, 74-57
28	<b>NIAGARA*&gt;+</b>	W, 60-56
30	<b>QUINNIPIAC*&gt;+</b>	2 PM

## February (0-0)

1	<b>CANISIUS*&gt;#</b>	7 PM
4	<b>RIDER*&gt;&amp;</b>	7 PM
6	at Fairfield*+	2 PM
11	<b>IONA*&gt;&amp;</b>	7 PM
13	at Rider*&	1 PM
18	<b>MARIST*&gt;+</b>	7 PM
20	<b>SAINT PETER'S*&gt;+</b>	2 PM
22	at Monmouth*#	7 PM
24	at Quinnipiac*&	7 PM
27	<b>MONMOUTH*&gt;+</b>	2 PM

## March (0-0)

3	at Niagara*&	7 PM
5	at Canisius*&	4 PM
8	MAAC First Round\$#	TBA
9-10	MAAC Quarterfinals\$#	TBA
11	MAAC Semifinals\$#	TBA
12	MAAC Championship\$#	TBA

All times are Eastern Standard Time

Home Games in **BOLD CAPS**

\*MAAC Game

^Br. Ed Coughlin Franciscan Cup

%Homecoming

+ESPN+

&ESPN3

#ESPN3 or ESPN+

@FS2

>My4 Albany

!ESPNU

<NBC Sports Boston

\$Hercules Tires MAAC Championships

(Atlantic City, NJ)

## GAME #16



## Siena (7-8, 4-3) vs. Quinnipiac (11-7, 6-4)

Sunday, January 30, 2022 - 2 PM  
MVP Arena (7,146) - Albany, NY



TV:

RADIO:



ONLINE: **ESPN+**

Robert Lee  
Kelly O'Donnell

Emmanuel Barbari  
Andy Grazulis

### Siena College Athletic Communications

Marcelle Athletic Complex  
515 Loudon Road - Loudonville, NY 12211-1462  
Ph: 518-783-2377 - [SienaSaints.com](http://SienaSaints.com)  
Assistant Athletic Director for Communications: Mike Demos  
Press/Cell Phone: 336-675-7374  
E-mail: [mdemos@siena.edu](mailto:mdemos@siena.edu)

### Previous Starters

# - POS	NAME/CL/HT/WT/HOMETOWN	PPG	RPG	APG	MPG
11 - G	Anthony Gaines* (Gr., 6-5/203, Kingston, NY)	8.9	6.1	1.9	31.3
55 - F	Jackson Stormo* (Sr., 6-9/247, Santa Barbara, CA)	10.4	6.6	1.1	28.9
5 - G	Jayce Johnson (Sr., 6-5/208, Buffalo, NY)	2.5	2.2	0.7	11.9
3 - G	Colby Rogers (Jr., 6-4/184, Covington, GA)	13.6	1.8	1.4	32.1
0 - G	Nick Hopkins* (Gr., 6-0/171, Fayetteville, TN)	8.6	2.9	1.5	25.8

### 2021-22 Stats

### Reserves (Listed Numerically)

# - POS	NAME/CL/HT/WT/HOMETOWN	PPG	RPG	APG	MPG
1 - G	Jared Billups (Fr., 6-4/189, Waldorf, MD)	5.8	4.8	0.6	25.5
2 - G	Javian McCollum (Fr., 6-2/153, Fort Myers, FL)	3.0	0.7	1.5	14.6
13 - G	Aidan Dagostino (Fr., 6-1/147, Saratoga Springs, NY)	0.0	0.0	0.0	1.0
14 - F	Jordan Kellier (Jr., 6-6/226, Portmore, Jamaica)	4.5	3.5	0.2	13.9
15 - G	Robert Mahala* (Sr., 6-5/171, Jackson, NJ)	1.0	0.3	0.5	4.5
21 - F	Michael Tertsea (R-Sr., 6-10/237, Benue State Nigeria)	0.0	0.3	0.0	4.3
22 - G	Andrew Platek (5th Yr., 6-4/213, Guilderland, NY)	9.0	3.6	1.8	20.0
23 - G	Taihlend Owens (Fr., 6-6/186, Canton, GA)	N/A	N/A	N/A	N/A
24 - F	Michael Baer (Gr., 6-7/212, Bettendorf, IA)	1.3	1.7	0.6	11.7
25 - G	Aidan Carpenter (So., 6-4/195, Hamden, CT)	10.0	1.6	1.0	21.4
33 - F	Steven Lazar (So., 6-6/174, Toronto, ON)	0.0	0.5	0.0	1.0

\*Captain



@SienaSaints  
@SienaMBB



SienaSaints  
SienaBasketball



@SienaSaints  
@SienaMBB



thesienasaints



## The Series With Quinnipiac 17th Meeting: Siena leads, 10-6



Home - 6-4  
Division I - 10-6  
MAAC - 8-5

Last Meeting - Siena 84, Quinnipiac 77  
Feb. 26, 2020 - Hamden, CT

### Of Note

The programs are meeting for the first time in 704 days  
Quinnipiac was the only MAAC team Siena didn't face during last year's abbreviated season  
The Saints snapped a four-game losing streak with a series sweep in 2019-20

**Carmen Maciariello** is 2-0 vs. Quinnipiac

**Baker Dunleavy** is 4-2 vs. Siena

### Last Meeting

Siena shot 51% from the field including 10-18 (56%) from three  
Quinnipiac shot 14-28 from three-point range

The Saints broke a 55-all tie with a decisive 15-2 run midway  
through the second half

**Manny Camper** posted 19 points and 14 rebounds for Siena

**Rich Kelly** scored 19 of his game-high 26 points in the second half  
for the Bobcats

### Siena vs. the Metro Atlantic Athletic Conference

Now in their 33rd season as a MAAC member, Siena has won at  
least a share of nine MAAC Regular Season Championships, and  
captured six MAAC Tournament titles (1999, 2002, 2008, 2009,  
2010, 2020)

The Saints are a league-best 42-19 (.689) in MAAC Regular Season  
action since the start of the 2018-19 season

363-268 (.575) all-time overall in MAAC competition



323-242 (.572) all-time in MAAC Regular Season action

426-372 (.534) all-time overall vs. the 10 other programs which  
currently comprise the MAAC

### Siena vs. the MAAC All-Time Regular Season (33rd Season)

Canisius	35-29
Fairfield	37-27
Fordham	1-1
Holy Cross	1-1
Iona	35-27
La Salle	3-2
Loyola (MD)	31-16
Manhattan	31-34
Marist	30-19
Monmouth	5-11
Niagara	38-26
<b>Quinnipiac</b>	<b>8-5</b>
Rider	30-16
Saint Peter's	38-28
<b>TOTAL</b>	<b>323-242</b>



	Tale of the Tape	
7-8	Record	<b>11-7</b>
4-3	MAAC	<b>6-4</b>
270	NET	<b>233</b>
64.3	Points	<b>74.2</b>
<b>69.7</b>	Opp Points	70.6
.422	FG%	<b>.447</b>
.449	OPP FG%	<b>.425</b>
.341	3FG%	<b>.343</b>
.700	FT%	<b>.751</b>
33.1	Rebounds	<b>35.3</b>
10.1	Assists	<b>15.0</b>
14.1	Turnovers	<b>13.2</b>
<b>3.5</b>	Blocks	2.1
6.9	Steals	6.9

\*Leads MAAC

## Carmen Maciariello

Siena '01

### Third Season

39-23 (.629)



Siena Basketball alumnus has led his alma mater to  
at least a share of back-to-back MAAC Regular  
Season Championships in his first two seasons

Achieved the tied for second best 47-game head  
coaching start in Siena's storied history at 32-15  
(Paul Hewitt: 33-14, Mike Deane: 32-15) through his  
first two seasons, and was tied for the fourth fastest  
coach in MAAC history to reach 30 overall wins (43  
games)

Finalist for the 2020-21 Hugh Durham (top Division  
I mid-major coach) and Skip Prosser Man of the  
Year awards

The only one of the 61 new Division I head coaching  
hires during the 2019-20 season to lead his team to  
an outright conference regular season  
championship

Named one of the "Top-12 Most Immediately  
Successful Hires of the 2019-20 Season" by CBS  
Sports' Matt Norlander

Became the first rookie head coach in program  
history to lead Siena to an outright MAAC Regular  
Season Championship in his first season, while his  
20 wins tied for the most of any first-year Siena  
head coach.

Native of nearby Clifton Park, NY was promoted to  
be the 18th head coach in program history on Mar.  
25, 2019

On Mar. 26, the 43-year-old signed a three-year  
contract extension which runs through the 2025-26  
season

Maciariello and his wife, Laura, are the proud  
parents of a four-year-old daughter, Reese, and a  
son, Matteo, who celebrated his first birthday on  
May 12

### Year-by-Year With Coach Maciariello

YEAR	OVERALL	MAAC	FINISH
2019-20	20-10	15-5	1st!\$
2020-21	12-5	12-4	T-1st!
2021-22	7-8	4-3	
<b>TOTALS</b>	<b>39-23</b>	<b>31-12</b>	

!MAAC Regular Season Champions  
\$MAAC Tournament Champions





# QUICK HITS



Siena continues its season-long four-game homestand this afternoon

The Saints' four-game homestand is taking place over the span of just seven days

Siena entered its four-game homestand having played just five home games to date over the first three months of the season

The Saints also continue a grueling stretch tonight featuring six games in the span of only 12 days

Siena had played their previous six games prior to this stretch over a 49-day period

Two of the Saints' six games during this current stretch - Jan. 25 at Iona and Feb. 1 vs. Canisius - are COVID makeups

Four of Siena's last five games during the stretch are against teams currently ranked seventh or worse in the MAAC Standings

A pair of road contests bookend the four-game homestand during this stretch

The Saints were victorious in the program's milestone 400th game at the facility now known as MVP Arena Friday night

Siena holds a 265-135 (.663) all-time record at the facility dating back to 1990

The Saints have averaged 6,463 fans over their first 400 games in the facility

Siena, however, was playing just its second game at "MVP Arena" since the name officially changed on Jan. 1

Prior to Jan. 1, the Saints' home facility had been previously known as the Times Union Center since 2007, and was also previously Pepsi Arena (1997-06) and Knickerbocker Arena (1990-97)

Cal Poly transfer **Colby Rogers** continues to lead the Saints in his first season donning the Green and Gold

The junior guard ranks 19th nationally in three-point field goal percentage (.435) and 70th in threes per game (2.64)

Rogers also leads Siena and ranks 10th in the MAAC in scoring (13.6)

The Saints rallied from 18-down - including a 17-point deficit with 12:28 remaining - to stun Marist on Jan. 14 in Poughkeepsie

Siena closed out the comeback with a 34-10 run over the final 11:48

The 18-point deficit overcome matched the program's largest comeback victory in more than a decade since rallying from 19-down to defeat UAlbany on Dec. 5, 2011

Siena played its first game in 29 days on Jan. 9 vs. Fairfield

The Saints' 29-day gap between games is tied with James Madison for the longest nationally

Siena was initially scheduled for a 17-day break in December, but the non-conference finale at American (Dec. 28) was canceled, and the ensuing three games (at Iona - Dec. 31, vs. Canisius - Jan. 2, and at Monmouth - Jan. 7) were all not played as scheduled due to COVID-19 issues within either or both programs

The Saints' initial 17-day gap was to have been the program's longest scheduled break between games in 39 years (Dec. 11-29, 1982)

Siena also played their first home game in 37 days when they faced the Stags

The Saints' 37-day gap between home games is currently tied for sixth-longest streak nationally this season

Siena continues its quest for at least a share of a third straight MAAC Regular Season Championship

The Saints are looking to complete the three-peat for a second time (2008-10)

Siena has posted a 31-12 (.721) MAAC Regular Season record under **Carmen Maciariello**

The Saints were predicted to finish eighth according to the MAAC Preseason Coaches' Poll

Siena has captured the regular season crown after being picked sixth and first, respectively, the past two seasons

The Saints finished T-2nd or better in the MAAC Standings each of the previous three seasons

Siena is a league-best 42-19 (.689) in MAAC Regular Season action since the start of 2018-19

The Saints' 323 MAAC Regular Season wins are second only to Iona (412), which entered the conference eight years prior

Siena has more MAAC wins than Fairfield, Manhattan, and Saint Peter's, despite joining the league eight years after each of those three vials

The Saints earned their first win of the season - and snapped a six-game losing streak - with their win over Harvard on Nov. 22

Siena had been 22-3 over their previous 25 games preceding their six-game losing streak

The Saints have started 3-3 at the recently renamed MVP Arena this season, after having won their previous 14 in the facility

Siena's 14-game win streak was the second longest in program history at MVP Arena (38 straight from 2008-10)

The Saints had also won 16 straight regular season home games in Albany prior to their home-opening defeat

The home-opening loss vs. Delaware on Nov. 13 marked the program's first defeat at MVP Arena since Mar. 10, 2019 (MAAC Semifinals vs. Iona), and first regular season loss downtown since Feb. 17, 2019 vs. Quinnipiac

Siena played all of its 2020-21 home games on-campus at the UHY Center without spectators due to COVID-19

The home-opener was the Saints' first regular season game at MVP Arena in 619 days

Siena returns just three scholarship players from last year's MAAC Regular Season Co-Champions

Siena welcomes back only 29% of its scoring, 26% of its rebounding, and 21% of its assists

The returnees played just a collective 53 games (26 starts) in a Siena uniform entering this season

With the addition of North Carolina transfer **Andrew Platek** in mid-November, the Saints now have 11 total newcomers on their 2021-22 roster (seven transfers, four true freshmen)

Siena ranks tied for fourth nationally for the highest number of newcomers on their roster

Four of Siena's transfers - Platek (North Carolina), **Michael Baer** (Iowa), **Anthony Gaines** (Northwestern), and **Jordan Kellier** (Utah) - matriculate from Power-Five programs, which is tied with five other teams for the most in all of Division I

The Saints achieved a 12-5 overall record last season, including a 12-4 league mark to claim a share of the regular season crown

Siena overcame four separate COVID-19 pauses from Nov. 13 onward, including a 21-day span between games in February

The Saints were the second-to-last DI team (Merrimack) who played to tip-off (Jan. 3)

Siena opened the season with six straight wins to tie for the fourth best start in program history

The Saints were ranked in the College Insider Mid-Major Top-25 Poll three times, reaching as high as 21st (preseason)

Siena ranked amongst the national leaders in scoring defense (63.0 - 22nd) and field goal percentage defense (.409 - 42nd)

The Saints had three players earn All-MAAC honors, highlighted by MAAC Player of the Year **Manny Camper**

Camper became the second straight Siena player to be named MAAC Player of the Year (**Jalen Pickett**)

Camper is now starring for the NBA G League's Grand Rapids Gold, while Pickett is enjoying a standout season at Penn State

## Longest Gap Between Games

1.) SIENA	29	Dec. 11 - Jan. 9
James Madison	29	Dec. 11-Jan. 9
3.) Saint Peter's	27	Dec. 18 - Jan. 14
4.) George Washington	26	Dec. 13 - Jan. 8
5.) St. Bonaventure	25	Dec. 17 - Jan. 11

## Longest Gap Between Home Games

1.) Cal Poly	59	Nov. 15 - Jan. 13
2.) Manhattan	42	Dec. 5 - Jan. 16
3.) Delaware	41	Dec. 10 - Jan. 20
4.) Eastern Illinois	40	Dec. 4 - Jan. 13
Northwestern State	40	Dec. 18 - Jan. 27
6.) SIENA^	37	Dec. 3 - Jan. 9

^Tied with two others

## Best MAAC Records

(Regular Season Since 2018-19)

1.) SIENA	42-19	.689
2.) Iona	36-20	.643
3.) Monmouth	38-25	.603
4.) Saint Peter's	37-28	.570
5.) Quinnipiac	34-31	.523

## Most MAAC Wins

(Regular Season - All-Time)

	Wins	Joined
1.) Iona	412	1981
2.) SIENA	323	1989
3.) Manhattan	319	1981
4.) Saint Peter's	315	1981
5.) Fairfield	311	1981

## Most Power-Five Transfers

1. SIENA	4
Grand Canyon	4
Iowa State	4
New Mexico	4
TCU	4
Texas A&M	4

## Most Newcomers

1. Portland	14
UT Martin	14
3. Central Michigan	12
4. SIENA	11
Air Force	11
Eastern Michigan	11
Jacksonville	11
New Mexico State	11





# OF NOTE



**Last Time Out: Siena 60, Niagara 56 (Jan. 28 - Albany, NY)**

Siena shot 57% in an efficient second half with just four turnovers

The Saints allowed a season-low 56 points and held the MAAC's top three-point shooting team to just 1-15 from distance

**Jackson Stormo** poured in a game-high 20 points on 8-13 shooting

**Colby Rogers** chipped in 11 points

Stormo and Rogers combined to scored 17 of Siena's final 20 points

## By The Numbers

**29**

Days Siena went between games (Dec. 11 - Jan. 9) - tied for the longest streak nationally

**37**

Days Siena went between home games (Dec. 3 - Jan. 9) - tied for the sixth longest nationally

**.689**

Siena's MAAC winning percentage since 2018-19 (Best in the MAAC)

**11**

Total number of newcomers on this year's roster - tied for fourth most nationally

**7**

Number of upperclassman transfers on this year's Siena team

**4**

Number of Power-Five transfers, tied for the most nationally

**3**

Number of scholarship players the Saints return from last year's squad

**29**

Percent of scoring Siena returns from last year's MAAC Regular Season Co-Champions

**53**

Total games played in a Siena uniform by the Saints' five total returnees entering season

**619**

Number of days Siena went between playing regular season home games at MVP Arena

**.733**

Nick Hopkins' career win percentage between his time at Siena and Belmont (96-35)

**10**

Number of different double figure scorers over the first 15 games

**6,463**

Siena's average home attendance spanning 400 games played at MVP Arena

**31-12**

Siena's record in MAAC Regular Season action under head coach Carmen Maciariello

**43**

Number of games it took Maciariello to reach 30 wins (T-4th fastest MAAC history)

**20-2**

Siena's record under Maciariello when four or more players score in double figures

**31-6**

Siena's record under Maciariello when holding the opposition to under 70 points

**38-12**

Siena's record under Maciariello when holding the opponent to under 50% FG

## Points: Margin of Victory

1	2	3	4	5	6	7	8	9	10	11	12	13	14	15+
0	1	1	1	0	0	2	0	0	0	0	0	1	0	1

## Points: Margin of Defeat

1	2	3	4	5	6	7	8	9	10	11	12	13	14	15+
0	0	0	0	1	0	1	0	1	0	0	0	0	0	5

## INDIVIDUAL CAREER TOTALS\*

	'21-'22	CAREER
<b>DOUBLE DIGIT SCORING</b>		
Jackson Stormo	6	17
Colby Rogers	12	12
Aidan Carpenter	7	9
Nick Hopkins	5	9
Anthony Gaines	5	5
Jared Billups	3	3
Andrew Platek	2	2
Jayce Johnson	1	1
Jordan Kellier	1	1
Javian McCollum	1	1

### 30 POINT GAMES

None

Last: Feb. 17, 2019 (Jalen Pickett vs. Quinnipiac)

### 20 POINT GAMES

Jackson Stormo	2	2
Anthony Gaines	1	1
Colby Rogers	1	1

### 10 REBOUND GAMES

Jackson Stormo	3	4
Anthony Gaines	2	2
Jordan Kellier	1	1

### 10 ASSIST GAMES

None

Last: Mar. 6, 2020 (Jalen Pickett at Monmouth)

### TRIPLE DOUBLES

None

Last: Dec. 3, 2005 (Kojo Mensah vs. UAlbany)

### DOUBLE DOUBLES

Jackson Stormo	2	2
Jordan Kellier	1	1

### FIVE OR MORE THREES IN A GAME

Colby Rogers	2	2
--------------	---	---

\*At Siena

## Team Leaderboard (Games)

**Scoring:** Rogers (4), Carpenter (3), Hopkins (3), Stormo (3), Gaines (2), Johnson (1)

**Rebounding:** Gaines (6), Stormo (6), Billups (4), Baer (1), Johnson (1), Kellier (1), Rogers (1)

**Assists:** Gaines (5), Rogers (5), Carpenter (3), Hopkins (3), Johnson (2), McCollum (2), Stormo (2), Baer (1)

**Minutes:** Gaines (7), Rogers (5), Billups (1), Carpenter (1), Stormo (1)

**Double-Figures Scoring:** Rogers (12), Carpenter (7), Stormo (6), Gaines (5), Hopkins (5), Billups (3), Platek (2), Kellier (1), McCollum (1), Johnson (1)

**Double-Doubles:** Stormo (2), Kellier (1)

## Siena and MVP Arena

Siena Basketball achieved the highest average home attendance amongst all 56 Northeast mid-major programs during the 2019–20 season, according to the NCAA Division I Men's Basketball Attendance Report. Moreover, the Saints broke the top-100 nationally overall in attendance for the 23rd straight season, ranking 83rd overall out of 350 Division I programs with an average of 6,228 fans per game.

Siena leapfrogged Atlantic 10 foe Rhode Island for top billing in Division I Men's Basketball attendance amongst all Northeast mid-major programs during the 2019–20 season. The Northeast is comprised of nine states according to the United States Census Bureau: Connecticut, Maine, Massachusetts, New Hampshire, New Jersey, New York, Pennsylvania, Rhode Island, and Vermont. Mid-major teams are defined as programs from the 25 conferences which do not comprise "high majors," which are the Power 5 (ACC, Big Ten, Big 12, Pac-12, and SEC), AAC, and Big East.

Siena improved 11 spots in the national average attendance rankings to finish 83rd overall in 2019–20, marking the program's highest mark in five years dating back to a ranking of 82nd for the 2014–15 season. The Saints have now ranked in the top-100 nationally in attendance for each of the past 23 seasons, coinciding with the program's full-time move downtown beginning in 1997–98. Siena also stood 12th overall nationally in average home attendance amongst all 263 mid-major programs, an improvement of seven spots from the previous season.

The Saints' average attendance of 6,228 during the 2019–20 season at MVP Arena was the program's highest mark in four years since averaging 6,269 fans in 2015–16, and outranked the NCAA average of 4,601 by more than 26%. Siena saw an increase in average home attendance of 461 spectators from the 2018–19 campaign, as the 7% improvement was the program's highest in 11 years since achieving a 14% increase in 2008–09 from the 2007–08 season. Additionally, the Saints boasted a pair of capacity crowds of 7,146 fans in 2019–20 against Manhattan (Feb. 16) and in the home finale vs. Niagara (Mar. 4).

Siena ranked third in average home attendance amongst the 22 Division I programs from the state of New York, trailing only national leader Syracuse and other high-major competitor St. John's. However, the Saints outranked 16 high-major programs nationally, including nine Power 5 teams in Boston College, California, Georgia Tech, Miami, Northwestern, Oregon State, Stanford, USC, and Washington State.

The stellar fan support helped propel Siena to a perfect 14–0 record at MVP Arena in 2019–20, as the Saints were one of just 13 Division I teams nationally to go undefeated at home in 2019–20. Siena achieved an unblemished home mark for the third time in 23 seasons since making the full-time move downtown (17–0 in both 2008–09 and 2009–10), and the 14-game win streak in Albany marks the second longest in program history (38 straight between 2008–10). The Saints won by an average of 11.1 points per game at home in 2019–20, and trailed for a total of just 14:09 over their final seven games at MVP Arena.

Siena has drawn more than 2.5 million fans over 399 all-time games at MVP Arena, dating back to the program's first home contest in the facility during the 1990–91 season. The Saints welcomed their two-millionth fan on Dec. 23, 2014 vs. Cornell, and have drawn crowds in excess of 10,000 on 33 occasions. Siena holds a 265–135 (.663) all-time record at MVP Arena, including a stellar 250–113 (.689) mark since permanently making the facility its home beginning with the 1997–98 season. Overall, Siena has drawn a total of 2,585,128 fans over 399 dates at MVP Arena, an average of 6,463 fans per game.





# Player Quick Hits



## Previous Starters

### G - #11 Anthony Gaines

Only Saint to both play in and start each of the first 15 games  
Averaging 8.9 points and ranks 10th in the MAAC in both rebounding (6.1) and minutes (31.3)  
Scored a collegiate career-high 20 points at Bucknell (Nov. 28)  
Team captain who also served as a team captain each of his final two seasons at Northwestern University  
Northwestern transfer appeared in 97 career games (35 starts), averaging 5.1 points and 3.8 rebounds spanning 22.8 minutes  
Saw action in 23 games (five starts), averaging 3.9 points and 4.4 rebounds in 20.9 minutes last season  
Scored then career-high 18 points while adding seven rebounds at Maryland (Jan. 29, 2019)  
Recorded 10-point, five-rebound, four-assist performance in first collegiate start vs. No. 2/1 Michigan State (Feb. 17, 2018)  
Rated top player in New Hampshire by ESPN.com and a top-150 national recruit by 247 Sports out of New Hampton School  
Second Team All-NEPSAC selection participated in the Jordan Brand Regional Game his senior season  
Led NHS to a NEPSAC AAA Regular Season Championship and No. 3 prep school national ranking as a junior  
Played AAU locally for the Albany City Rocks, who he helped qualify for the Nike Peach Jam while averaging 16 points and nine rebounds on the Nike EYBL circuit during the summer of 2016

### F - #55 Jackson Stormo

Averaging 10.4 points, and stands seventh in the MAAC in both rebounding (6.6) and blocks (0.9)  
Posted career-highs of 25 points (10-13 shooting) and 11 rebounds at Georgetown (Nov. 19)  
Team captain is team's top-rebounder in nearly every statistical category  
Averaged 10.8 points and 5.5 rebounds in 25.2 minutes spanning all 17 games (10 starts) in his first season with Siena  
Led the MAAC shooting 65.5% from the floor, and paced Siena with a +/- of +100 (+9.40 per 40 minutes) last season  
Scored in double figures in 11 times last year, highlighted by back-to-back season-high 18-point performances  
Named to the 2020-21 NABC Honors Court and MAAC Academic Honor Roll  
Matriculated to Siena after spending his first two seasons seeing limited action at Pepperdine  
Averaged 17.8 points, 12.8 rebounds, 2.6 blocks, and 2.3 assists as a high school senior at San Marcos  
Named the 2018 CIF Southern Section 2A Player of the Year and the Channel League MVP

### G - #5 Jayce Johnson

Appeared in all 15 games (two starts) in his first season donning the Green and Gold, averaging 2.5 points in 11.9 minutes  
Arrives at Siena after spending past three seasons at Middle Tennessee  
Averaged 7.0 points and 4.7 rebounds in 24.8 minutes over three seasons spanning 80 career games (58 starts) at MTSU  
Appeared in 18 games (11 starts), averaging 5.7 points and 3.7 rebounds in 20.4 minutes last season at Middle Tennessee  
Posted career-highs of 8.5 points, 5.2 rebounds, 2.2 assists, and a .452 field goal percentage as a sophomore in 2019-20  
Averaged 12.6 points, 6.1 rebounds and 3.4 assists in his final prep season at Canisius High  
2017-18 Third Team All-Western New York  
Led Canisius to a NYSPHSAA Class A Championship as a sophomore

### G - #3 Colby Rogers

Cal Poly transfer ranks 19th nationally in three-point field goal percentage (.435) and 70th in threes per game (2.6)  
First-year Saint leads the team and ranks 10th in the MAAC in scoring (13.6)  
Scored season-high 20 points in home-opener vs. Delaware (Nov. 13)  
Was team's second-leading scorer in each of his two seasons at Cal Poly  
Appeared in 49 games (25 starts) in his two seasons with the Mustangs, averaging 10.0 points over 26.0 minutes  
Averaged 12.2 points, 3.6 rebounds, and 2.2 assists in a team-high 31.8 minutes last season at Cal Poly  
Scored in double figures in each of his final seven games at CP, highlighted by a pair of career-high 21-point performances  
Led Roselle Catholic (NJ) to a 28-4 record and No. 17 ranking in the USA Today Super-25 National Poll his senior season  
Averaged 12.7 points, 7.0 rebounds, and 3.0 assists while shooting 63.8% from the field as a high school senior in 2018-19

### G - #0 Nick Hopkins

Team captain leads the MAAC and ranks 65th nationally in steals (1.9)  
Stands third in the MAAC in three-point field goal percentage (.422) and 10th in threes per game (1.8)  
Posted Siena career-highs of 19 points and eight rebounds in win over Fairfield (Jan. 9)  
Between his time at Siena and Belmont has helped lead his teams to a combined 96-35 (.733) overall record  
Started in all 11 games in which he appeared in his first year with the Saints before suffering a season-ending injury  
Averaged 7.8 points and 3.2 rebounds in 33.8 minutes last season  
Shot an efficient 37.5% (18-48) from three-point range, and committed just four turnovers in 372 total minutes played  
Scored in double figures four times, highlighted by a season-high 16-point effort at Rider (Jan. 16)  
Appeared in 94 games (11 starts) in three seasons at Belmont, averaging 6.5 points in 15.2 minutes, while shooting 37.4% from three and 84.3% from the free throw line  
2016 Tennessee Mr. Basketball Class A and a **USA TODAY** Tennessee First Team selection  
Averaged a prolific 33.3 points, 6.4 rebounds, 3.1 assists, and 3.3 steals during his senior season at Fayetteville High  
Four-time Tennessee 9A All-District honoree, three-time All-Tournament Team selection, and two-time MVP  
Scored 2,851 career points during illustrious high school career, including a state-high 931 as a senior





# Player Quick Hits



## Reserves (Listed Numerically)

### G - #1 Jared Billups

Named MAAC Rookie of the Week (Jan. 10) following season-high tying 11 points in win over Fairfield (Jan. 9)  
Freshman has started six games so far during his rookie campaign  
Averaging 5.8 points and 4.8 rebounds in 25.5 minutes  
Freshman starred at McDonogh School in Maryland, which also produced recent Siena star **Evan Fisher** '19  
Averaged 15.5 points and eight rebounds his junior season  
Played his AAU basketball for Team Thrill  
Cousin of five-time NBA All-Star, 2004 NBA Finals MVP, and current Portland Trail Blazers Head Coach **Chauncey Billups**

### G - #2 Javian McCollum

Averaging 3.0 points and 1.5 assists in 14.6 minutes in first 10 collegiate games  
Scored season-high 10 points on 4-5 shooting in 16 minutes in win over Harvard (Nov. 22)  
Freshman was an All-Area First Team selection last season at Fort Myers  
Three-time *The News-Press* Player of the Year  
Averaged 20.7 points while leading Fort Myers to the Class 6A Regional Final in 2019-20  
Played on the AAU circuit for CP25

### G - #13 Aidan Dagostino

Freshman walk-on has played two minutes to date  
Played a post-graduate year at the South Kent School in Connecticut  
Local product helped Saratoga Springs to the program's first Section II Class AA Championship in 31 years in 2019  
Played two seasons for the Blue Streaks, after beginning his high school career at Saratoga Central Catholic

### F - #14 Jordan Kellier

Posted first career double-double in first collegiate start at Saint Peter's on Dec. 5 (11 points, 10 rebounds)  
Matriculates to Siena after playing his sophomore season in the Pac-12 at the University of Utah  
Saw action in seven games and played 31 total minutes for the Utes, notching nine points and six rebounds  
Played his freshman season at Williston State, 17.4 points and 8.6 rebounds  
Helped guide Williston State to the 2019-20 NJCAA Region XIII Semifinals  
Attended Redemption Christian Academy in nearby Troy

### G - #15 Robert Mahala

Senior walk-on appointed team captain for second straight season  
Appeared in 17 career games, scoring six points in 89 total minutes  
2020-21 NABC Honors Court selection and Siena College's Leo Dufort Male Student Athlete of the Month for December 2021  
Appeared in seven games, averaging 8.7 minutes of action last season  
Named to the MAAC All-Academic Team and Academic Honor Roll in each year of eligibility  
Earned three varsity letters and was a two-year starter in high school at Christian Brothers Academy  
Averaged 9.8 points as a senior, and was selected to play in New Jersey's North-South Senior All-Star Game  
Father, Bobby, played college basketball at Wagner, and cousin, Kevin Mahala, was drafted by the Pittsburgh Pirates in 2016

### F - #21 Michael Tertsea

Matriculates to Siena after spending the past two seasons at Division II Gannon University  
Began his collegiate career spending three seasons at the University of Rhode Island  
Appeared in 24 games (20 starts), averaging 5.2 points and 3.8 rebounds in 17.5 minutes in 2019-20 at Gannon  
Rated a three-star recruit out of high school by Scout.com, Rivals.com, and ESPN.com  
Ranked the nation's 35th best center in his class by 247Sports.com  
Helped guide The John Carroll School (MD) to a 27-11 record and a Baltimore Catholic League Championship his senior year  
Named an All-BCL selection, and graduated as John Carroll's second all-time leading rebounder

### G - #22 Andrew Platek

Suffered a season-ending full thickness tear of his left Achilles vs. Manhattan (Dec. 3)  
Averaged 9.0 points and 3.6 rebounds in 20.0 minutes over first five games (three starts)  
Local Guilderland standout and North Carolina transfer officially joined team and made Siena debut Nov. 19 at Georgetown  
Began practicing with team Oct. 27 after receiving first waiver from NCAA, and received second waiver Nov. 16  
Appeared in 124 games (11 starts) over four seasons at UNC, averaging 2.6 points and 1.3 rebounds in 10.5 minutes  
Wrapped up prep career playing two seasons at Northfield Mount Hermon (MA), averaging 13.6 points  
All-New England Prep First Team selection  
Played three seasons at Guilderland High, averaging 25.3 points in his final campaign  
Played his AAU basketball for the Albany City Rocks on the Nike EYBL circuit

### G - #23 Taihlend Owens

Has yet to make his collegiate debut due to injury  
Freshman averaged 18 points as a senior at Cherokee High  
Named a Class 7A Second Team All-State selection in 2019-20, and an Honorable Mention All-State honoree in 2020-21  
Played his AAU basketball for Georgia Stars Select

### F - #24 Michael Baer

Started first four games, and is averaging 1.3 points and 1.7 rebounds in 11.7 minutes of action  
Graduate transfer appeared in 20 games (45 minutes), while tallying 10 points and 11 rebounds during his time in Iowa City  
Matriculates to Siena after playing the past three seasons as a walk-on for former head coach **Fran McCaffery** at Iowa  
Three-time Big Ten Distinguished Scholar and Academic All-Big Ten honoree, and two-time NABC Honors Court honoree  
Older brother, Nicholas, also played basketball at Iowa (2015-19)

### G - #25 Aidan Carpenter

Averaging an even 10.0 points over 21.4 minutes in 11 appearances (five starts)  
Posted a pair of season-high tying 15-point performances  
Averaged 5.7 points in 23.7 minutes of action as a freshman last season  
Named MAAC Rookie of the Week on Jan. 11  
Scored game-high 19 points on 8-11 shooting in first collegiate start at Fairfield (Jan. 10)  
No. 1 recruit in Maine and No. 22 overall in the New England Class of 2020 according to the New England Recruiting Report  
Began 2019-20 season at Lee Academy in Maine before matriculating to Siena as a mid-year enrollee  
2018-19 NEPSAC Player of the Year averaged 24 points and five assists while leading Hyde School in Bath, Maine to the NEPSAC Class C Title

### F - #33 Steven Lazar

Sophomore walk-on made collegiate debut on Nov. 16 vs. Yale  
MAAC Academic Honor Roll honoree  
Averaged 5.3 points and 3.7 rebounds over 16 games his senior season in 2019-20 for Crestwood Prep

## Siena Basketball Class of 2026 COMING SOON!

### The Last Time

**Siena scored 100 points in a game:** Siena was defeated by Quinnipiac 107-100 in triple overtime on Feb. 17, 2019 at MVP Arena. It marked the Saints' first 100-point effort in 16 years since a 100-69 win over Saint Peter's on Mar. 1, 2003.

**Siena allowed 100 points in a game:** Yale defeated Siena 100-89 in triple overtime on Nov. 20, 2019 in New Haven

**Siena won an overtime game:** Siena defeated Niagara 72-65 in overtime in the 2018-19 regular season finale on Mar. 3, 2019 in Niagara University, New York

**Siena lost an overtime game:** Siena dropped its second overtime game in five days, losing its MAAC opener 77-72 vs. Manhattan on Dec. 3, 2021 at MVP Arena

**Siena was held to 40 points or fewer:** St. Bonaventure defeated Siena 82-40 on Jan. 5, 2018 in Olean, NY

**Siena held an opponent to 40 points or fewer:** Siena scored the final seven points to grind past Saint Peter's 47-40 on Jan. 23, 2021 at the UHY Center in Loudonville, NY

**Siena won by more than 30 points:** Siena defeated Manhattan 89-54 at MVP Arena on Dec. 4, 2015

**Siena lost by more than 30 points:** St. Bonaventure defeated Siena 82-40 on Jan. 5, 2018 in Olean, NY

**Five Siena players scored in double figures:** Five Saints scored in double figures in Siena's season-opening 78-77 victory over Monmouth on Jan. 3, 2021 at the UHY Center

**Siena grabbed more than 50 rebounds in a game:** Siena pulled down 52 rebounds in a 100-89 triple overtime setback at Yale on Nov. 20, 2019 in New Haven

**A Siena player scored 40 points or more in a game:** Jalen Pickett posted the second highest single-game scoring total in program history, tallying 46 points in a 107-100 triple overtime loss to Quinnipiac on Feb. 17, 2019 at MVP Arena

**A Siena player scored 35 or more points in a game:** Jalen Pickett posted the second highest single-game scoring total in program history, tallying 46 points in a 107-100 triple overtime loss to Quinnipiac on Feb. 17, 2019 at MVP Arena

**A Siena player scored 30 or more points in a game:** Jalen Pickett posted the second highest single-game scoring total in program history, tallying 46 points in a 107-100 triple overtime loss to Quinnipiac on Feb. 17, 2019 at MVP Arena

**A Siena player grabbed 20 rebounds in a game:** OD Anosike had 21 rebounds in Siena's 79-75 win over Marist on January 27, 2013.

**Siena made 15 or more three-pointers in a game:** The Saints connected on 15 three-pointers in a loss at Fordham on 11/24/01

**A Siena player had 10 or more assists in a game:** Jalen Pickett posted his second straight double digit assist game, dishing out 11 dimes as Siena clinched the MAAC Regular Season Championship at Monmouth on Mar. 6, 2020

**A Siena player had five or more steals in a game:** Jalen Pickett swiped all seven of Siena's steals vs. Colgate on Nov. 24, 2018 at MVP Arena

**A Siena player had five or more blocks in a game:** Javion Ogunyemi had five blocks in an 87-86 overtime defeat vs. Iona in the 2017 MAAC Championship Game

**Siena failed to convert a free-throw:** Siena went 0-2 from the free throw line in a 57-45 loss vs. Holy Cross on Nov. 18, 2018. Neither team made a free throw in the game, while combining for just three attempts. It marked the first time in 18 years - Dec. 10, 2000 at Marist (0-5) - that Siena failed to make a free throw

**Siena failed to convert a 3-pointer:** Siena missed all eight of its three-point attempts in an 80-73 loss vs. Canisius on Feb. 4, 2017 at MVP Arena. It marked the second time in 20 games in which the Saints were held without a three, after having gone the previous 221 games without a miss.

**Siena did not miss a free-throw:** Siena went a perfect 4-4 from the free throw line in an 83-65 loss at Georgetown on Nov. 19, 2021. It marked the first time in 14 years in which Siena was perfect from the charity stripe (11-11 vs. Saint Peter's on Feb. 4, 2007)

**Siena player had a triple-double:** Kojo Mensah had 20 points, 14 rebounds and 11 assists in Siena's 82-74 OT win over UAlbany on Dec. 3, 2005





## Career Games Played/Started

	Career Games	Career Starts	Consec. Games	Consec. Starts
Jackson Stormo	31	24	6	6
Nick Hopkins*	26	22	15	6
Aidan Carpenter	23	10	5	0
Robert Mahala	17	0	0	0
Michael Baer*	15	4	15	0
Anthony Gaines*	15	15	15	15
Jayce Johnson*	15	2	15	1
Colby Rogers*	14	13	4	3
Jared Billups	13	6	13	0
Jordan Kellier*	10	1	10	0
Javian McCollum	10	1	1	0
Andrew Platek*	5	3	0	0
Michael Tertsea*	3	0	0	0
Aidan Dagostino	2	0	1	0
Steven Lazar	2	0	1	0
Taihlend Owens	0	0	0	0

\*At Siena

## Leads and Deficits

Most points	83 at Army West Point (Nov. 30)
Fewest points	47 at #23/24 St. Bonaventure (Nov. 9)
Most points allowed	83 twice
Fewest points allowed	56 vs. Niagara (Jan. 28)
Biggest win	16 at Army West Point (Nov. 30)
Biggest loss	28 twice
Biggest lead	24 at Saint Peter's (Dec. 5)
Biggest deficit	30 vs. Delaware (Nov. 13)
Biggest deficit overcome to win	18 at Marist (Jan. 14)
Biggest lead lost	13 vs. Manhattan (Dec. 3)
Biggest halftime lead	15 at Holy Cross (Dec. 11)
Biggest halftime deficit	14 at Marist (Jan. 14)
Biggest halftime deficit overcome to win	14 at Marist (Jan. 14)
Biggest halftime lead lost	4 vs. Manhattan (Dec. 3)
Most points in a half	55 (2nd) at Army West Point (Nov. 30)
Fewest points in a half	15 (2nd) at #23/24 St. Bonaventure (Nov. 9)
Most points allowed in a half	49 (2nd) vs. Yale (Nov. 16)
Fewest points allowed in a half	22 twice

## Record by Starting Lineup

Starting Lineup	Record
Baer - Stormo - Gaines - Rogers - Carpenter	0-3
Baer - Stormo - Gaines - Rogers - Hopkins	0-1
Johnson - Stormo - Gaines - Rogers - Hopkins	2-0
Gaines - Stormo - Rogers - Platek - Hopkins	1-2
Gaines - Kellier - Billups - Rogers - McCollum	1-0
Gaines - Stormo - Billups - Rogers - Hopkins	1-2
Gaines - Stormo - Billups - Carpenter - Hopkins	2-0

## Siena's Record When...

Leading at halftime	3-2
Trailing at halftime	4-6
Tied at halftime	0-0
Leading with 5:00 left	6-2
Trailing with 5:00 left	1-6
Tied with 5:00 left	0-0
Overtime	0-2
SC shoots 50% or better from field	2-0
SC shoots between 40-49.9% from field	4-3
SC shoots under 40% from field	1-5
Opponent shoots 50% or better from field	0-4
Opponent shoots between 40-49.9% from field	5-3
Opponent shoots under 40% from field	2-1
SC outrebounds opponent	3-1
Opponent outrebounds SC	2-5
Tied in rebounds	2-2
SC records 10 or more steals	2-3
SC records 15 or more assists	1-1
SC commits 15 turnovers or fewer	5-7
SC commits more than 15 turnovers	2-1
SC commits fewer turnovers than opponent	2-2
SC commits more turnovers than opponent	5-5
Tie in turnovers	0-1
SC shoots 70% or better from the free throw line	5-4
SC shoots under 70% from the free throw line	2-4
SC scores 59 points or fewer	0-4
SC scores between 60-69 points	4-3
SC scores between 70-79 points	2-1
SC scores 80 points or more	1-0
Opponent scores 59 points or fewer	3-0
Opponent scores between 60-69 points	4-1
Opponent scores between 70-79 points	0-4
Opponent scores 80 points or more	0-3
Four or more Saints score in double figures	4-0
Playing in November	2-5
Playing in December	2-1
Playing in January	3-2
Playing in February	0-0
Playing in March	0-0
Playing on Monday	1-0
Playing on Tuesday	1-3
Playing on Wednesday	0-0
Playing on Thursday	0-0
Playing on Friday	2-3
Playing on Saturday	1-1
Playing on Sunday	2-1
Playing in the day time (11 AM-5 PM start)	3-1
Playing at night (5 PM or later start)	4-7
Televised games	7-8
SC plays at MVP Arena	3-3
SC plays on the road	4-5
SC plays on a neutral court	0-0
SC plays west of Albany	0-1
SC plays east of Albany	1-0
SC plays north of Albany	0-0
SC plays south of Albany	3-4
Wearing white uniforms	3-3
Wearing green uniforms	3-3
Wearing gold uniforms	1-2
Wearing black uniforms	0-0

# Keepin' Track of the MAAC

For all the latest MAAC Basketball News and Scores visit [www.MAACSports.com](http://www.MAACSports.com)



## MAAC Standings

Team	MAAC		Overall	
	W	L	W	L
1.) Iona	9	0	17	3
2.) Saint Peter's	7	2	9	7
3.) Monmouth	5	3	13	6
<b>4.) Quinnipiac</b>	<b>6</b>	<b>4</b>	<b>11</b>	<b>7</b>
<b>5.) SIENA</b>	<b>4</b>	<b>3</b>	<b>7</b>	<b>8</b>
6.) Fairfield	4	5	10	10
7.) Manhattan	3	5	10	7
8.) Canisius	3	6	7	13
9.) Marist	3	7	8	11
Niagara	3	7	8	11
11.) Rider	2	7	6	13

## Today's Other MAAC Action

Saint Peter's at Iona	1 PM
Marist at Manhattan	2 PM
Niagara at Monmouth	2 PM
Canisius at Rider	2 PM

## MAAC Weekly Honors

Date	Player of the Week	Rookie of the Week
Nov. 15	Marcus Hammond (NIA)	TJ Long (FFD)
Nov. 22	George Papas (MON)	Corey McKeithan (RID)
Nov. 29	Nelly Junior Joseph (ION)	TJ Long (FFD)
Dec. 6	George Papas (MON)	Jao Ituka (MAR)
Dec. 13	Shavar Reynolds (MON)	Jao Ituka (MAR)
Dec. 20	Jao Ituka (MAR)	Jao Ituka (MAR)
Dec. 27	Scott Hitchon (CAN)	Walter Clayton, Jr. (ION)
Jan. 3	Kevin Marfo (QU)	Walter Clayton, Jr. (ION)
Jan. 10	Dwight Murray, Jr. (RID)	<b>Jared Billups (SIE)</b>
Jan. 17	Jose Perez (MAN)	Jao Ituka (MAR)
Jan. 24	Elijah Joiner (ION)	Jao Ituka (MAR)
Jan. 31		
Feb. 7		
Feb. 14		
Feb. 21		
Feb. 28		
Mar. 7		

## MAAC Preseason Coaches' Poll

1.) Iona (11)	121
2.) Saint Peter's	91
3.) Marist	75
4.) Monmouth	74
5.) Rider	73
6.) Fairfield	62
7.) Manhattan	58
<b>8.) SIENA</b>	<b>54</b>
<b>9.) Quinnipiac</b>	<b>53</b>
10.) Niagara	39
11.) Canisius	26

\*First place votes in parenthesis

## Siena's MAAC and NCAA Rankings

Siena	Total	MAAC Rank*	NCAARank!
Points	64.3	11th	314th
Opp Points	69.7	7th	196th
Scoring Margin	-5.4	11th	302nd
FG%	.422	8th	269th
Opp FG%	.449	9th	278th
FT%	.700	9th	209th
3-PT%	.341	4th	160th
Opp 3-PT%	.317	6th	109th
3-PT/GM	6.7	7th	249th
Rebounds	33.1	9th	289th
Rebound Margin	-2.0	9th	272nd
Assists	10.1	10th	335th
Steals	6.9	5th	161st
Blocks	3.5	3rd	136th
Turnovers	14.1	10th	269th
A/TO Ratio	0.72	11th	335th
Turnovers Forced	12.4	7th	233rd
Turnover Margin	-1.7	11th	283rd

Player			
<b>Colby Rogers</b>	PTS - 13.6	10th	N/A
	3FG% - .435	2nd	19th
	3FG - 2.6	2nd	70th
	MIN - 32:11	7th	278th
<b>Jackson Stormo</b>	REB - 6.6	7th	240th
	BLK - 0.9	7th	275th
	OREB - 2.4	5th	175th
<b>Anthony Gaines</b>	REB - 6.1	10th	316th
	DREB - 5.1	7th	176th
	MIN - 31.4	9th	N/A
<b>Nick Hopkins</b>	3FG% - .422	3rd	N/A
	3FG/GM - 1.8	10th	N/A
	STL - 1.9	1st	65th

\*Out of 11 teams

!Out of 350 ranked teams (Through Friday)

# Quick Chart

## Player Season and Career Highs (at Siena)

		2021-22	Career (at Siena)
0 Nick Hopkins	Points Rebounds Assists Steals Blocks	19 vs. Fairfield 1/9/22 8 vs. Fairfield 1/9/22 4 at Army West Point 11/30/21 4 twice 1 twice	Same Same Same Same Same
1 Jared Billups	Points Rebounds Assists Steals Blocks	11 three times 8 vs. Niagara 1/28/22 2 twice 2 three times 4 at Saint Peter's 12/5/21	Same Same Same Same Same
2 Javian McCollum	Points Rebounds Assists Steals Blocks	10 vs. Harvard 11/22/21 2 vs. Manhattan 12/3/21 6 at Georgetown 11/19/21 1 twice 1 vs. Manhattan 12/3/21	Same Same Same Same Same
3 Colby Rogers	Points Rebounds Assists Steals Blocks	20 vs. Delaware 11/13/21 7 vs. Harvard 11/22/21 3 twice 2 vs. Delaware 11/13/21 2 at Iona 1/25/22	Same Same Same Same Same
5 Jayce Johnson	Points Rebounds Assists Steals Blocks	10 at St. Bonaventure 11/9/21 8 at Iona 1/25/22 2 three times 2 at Iona 1/25/22 2 vs. Harvard 11/22/21	Same Same Same Same Same
11 Anthony Gaines	Points Rebounds Assists Steals Blocks	20 at Bucknell 11/28/21 10 twice 6 twice 3 at Marist 1/14/22 2 three times	Same Same Same Same Same
13 Aidan Dagostino	Points Rebounds Assists Steals Blocks	- - - - -	- - - - -
14 Jordan Kellier	Points Rebounds Assists Steals Blocks	11 at Saint Peter's 12/5/21 10 at Saint Peter's 12/5/21 2 at Army West Point 11/30/21 1 four times 1 five times	Same Same Same Same Same
15 Robert Mahala	Points Rebounds Assists Steals Blocks	4 vs. Delaware 11/13/21 1 vs. Yale 11/16/21 1 twice 1 twice -	Same 4 vs. Manhattan 2/27/21 Same 1 four times 1 twice
21 Michael Tertsea	Points Rebounds Assists Steals Blocks	- 1 at St. Bonaventure 11/9/21 - - -	- Same - - -
22 Andrew Platek	Points Rebounds Assists Steals Blocks	12 at Georgetown 11/19/21 6 at Bucknell 11/28/21 5 at Georgetown 11/19/21 - -	Same Same Same - -
23 Taihland Owens	Points Rebounds Assists Steals Blocks	- - - - -	- - - - -
24 Michael Baer	Points Rebounds Assists Steals Blocks	4 twice 7 vs. Yale 11/16/21 3 vs. Delaware 11/13/21 3 at St. Bonaventure 11/9/21 1 twice	Same Same Same Same Same
25 Aidan Carpenter	Points Rebounds Assists Steals Blocks	15 twice 4 at Iona 1/25/22 3 twice 2 four times 2 at Iona 1/25/22	19 at Fairfield 1/10/21 Same 3 three times 2 six times 2 twice
33 Steven Lazar	Points Rebounds Assists Steals Blocks	- 1 vs. Yale 11/16/21 - - -	- Same - - -
55 Jackson Stormo	Points Rebounds Assists Steals Blocks	25 at Georgetown 11/19/21 11 at Georgetown 11/19/21 2 four times 2 at Army West Point 11/30/21 2 five times	Same Same 5 at Marist 1/31/21 3 at Marist 1/31/21 3 vs. Iona 3/10/21



# 2021-2022 Siena College Men's Basketball

## Overall Statistics (as of Jan 28, 2022)

Overall Record: 7-8 Conf: 4-3 Home: 3-3 Away: 4-5 Neutral: 0-0

#	Player	GP-GS	MIN	AVG	FG		3PT		FT		Rebounds				PF	DQ	A	TO	BLK	STL	PTS	AVG
					FG-FGA	FG%	3FG-FGA	3FG%	FT-FTA	FT%	OFF	DEF	TOT	AVG								
03	Rogers, Colby	14-13	449	32.1	68-154	.442	37-85	.435	17-21	.810	6	19	25	1.8	37	2	20	23	3	8	190	13.6
55	Stormo, Jackson	14-14	404	28.9	63-122	.516	1-5	.200	19-32	.594	33	59	92	6.6	42	0	15	21	13	9	146	10.4
25	Carpenter, Aidan	11-5	235	21.4	42-108	.389	3-19	.158	23-28	.821	7	11	18	1.6	19	0	11	16	5	12	110	10.0
22	Platek, Andrew	5-3	100	20.0	18-44	.409	5-16	.313	4-4	1.000	4	14	18	3.6	6	0	9	10	0	0	45	9.0
11	Gaines, Anthony	15-15	470	31.3	44-113	.389	5-22	.227	40-53	.755	16	76	92	6.1	30	2	28	38	8	12	133	8.9
00	Hopkins, Nick	15-11	387	25.8	49-105	.467	27-64	.422	4-5	.800	8	35	43	2.9	15	0	23	11	2	28	129	8.6
01	Billups, Jared	13-6	331	25.5	23-49	.469	5-17	.294	24-29	.828	20	43	63	4.8	40	1	8	23	8	13	75	5.8
14	Kellier, Jordan	10-1	139	13.9	16-45	.356	6-21	.286	7-10	.700	7	28	35	3.5	15	0	2	9	5	5	45	4.5
02	McCollum, Javian	10-1	146	14.6	11-28	.393	8-21	.381	0-0	.000	1	6	7	0.7	10	0	15	12	1	2	30	3.0
05	Johnson, Jayce	15-2	179	11.9	13-42	.310	2-13	.154	10-28	.357	4	29	33	2.2	29	1	11	23	6	5	38	2.5
24	Baer, Michael	15-4	175	11.7	9-31	.290	1-9	.111	1-3	.333	5	21	26	1.7	9	0	8	14	2	7	20	1.3
15	Mahala, Robert	4-0	18	4.5	2-3	.667	0-0	.000	0-0	.000	0	1	1	0.3	0	0	2	0	0	2	4	1.0
13	Dagostino, Aidan	2-0	2	1.0	0-0	.000	0-0	.000	0-0	.000	0	0	0	0.0	0	0	0	0	0	0	0	0.0
33	Lazar, Steven	2-0	2	1.0	0-1	.000	0-1	.000	0-0	.000	1	0	1	0.5	0	0	0	0	0	0	0	0.0
21	Tertsea, Michael	3-0	13	4.3	0-3	.000	0-0	.000	0-0	.000	0	1	1	0.3	4	0	0	1	0	0	0	0.0
<b>Total</b>		<b>15</b>	<b>3050</b>	<b>203.3</b>	<b>358-848</b>	<b>.422</b>	<b>100-293</b>	<b>.341</b>	<b>149-213</b>	<b>.700</b>	<b>132</b>	<b>364</b>	<b>496</b>	<b>33.1</b>	<b>256</b>	<b>6</b>	<b>152</b>	<b>211</b>	<b>53</b>	<b>103</b>	<b>965</b>	<b>64.33</b>
<b>Opponents</b>			<b>3050</b>	<b>203.3</b>	<b>385-857</b>	<b>.449</b>	<b>79-249</b>	<b>.317</b>	<b>196-278</b>	<b>.705</b>	<b>140</b>	<b>386</b>	<b>526</b>	<b>35.1</b>	<b>232</b>	<b>0</b>	<b>156</b>	<b>186</b>	<b>53</b>	<b>126</b>	<b>1045</b>	<b>69.67</b>

Team Statistics	Siena	OPP
SCORING	965	1045
Points Per Game	64.3	69.7
Scoring Margin	-5.4	-
FIELD GOALS-ATT	358-848	385-857
Field Goal Pct	.422	.449
3 POINT FG-ATT	100-293	79-249
3PT FG Pct	.341	.317
3PT Made Per Game	6.7	5.3
FREE THROWS-ATT	149-213	196-278
FT Pct	.700	.705
FT Made Per Game	9.9	13.1
REBOUNDS	496	526
Rebounds Per Game	33.1	35.1
Rebounds Margin	-2.0	-
ASSISTS	152	156
Assists Per Game	10.1	10.4
TURNOVERS	211	186
Turnovers Per Game	14.1	12.4
Turnovers Margin	-1.7	-
Assist/Turnover Ratio	0.7	0.8
STEALS	103	126
Steals Per Game	6.9	8.4
BLOCKS	53	53
Blocks Per Game	3.5	3.5
ATTENDANCE	30,551	15,612
Dates/Avg Per Date	6-5,092	9-1,735
Neutral Site #/Avg	-	0-0

Conf	Date	Opponent	W/L	Score	Att.
	11/09/21	at St. Bonaventure	L	47-75	4,617
	11/13/21	DELAWARE	L	63-83	5,842
	11/16/21	YALE	L	54-82	4,729
	11/19/21	at Georgetown	L	65-83	4,460
	11/22/21	HARVARD	W	72-69	4,673
	11/28/21	at Bucknell	L (OT)	56-65	1,146
	11/30/21	at Army West Point	W	83-67	551
*	12/03/21	MANHATTAN	L (OT)	72-77	4,988
*	12/05/21	at Saint Peter's	W	60-58	483
	12/11/21	at Holy Cross	W	72-59	1,191
*	01/09/22	FAIRFIELD	W	69-62	4,918
*	01/14/22	at Marist	W	67-60	927
*	01/21/22	at Manhattan	L	68-75	150
*	01/25/22	at Iona	L	57-74	2,087
*	01/28/22	NIAGARA	W	60-56	5,401

\* = Conference game

Score by Periods	1st	2nd	OT	Total
Siena	435	516	14	965
Opponents	467	550	28	1045

# 2021-2022 Siena College Men's Basketball Overall Statistics (as of Jan 28, 2022)

## Conference Games Only

Conf: 4-3 Home: 2-1 Away: 2-2 Neutral: 0-0

#	Player	GP-GS	MIN	AVG	FG		3PT		FT		Rebounds				PF	DQ	A	TO	BLK	STL	PTS	AVG
					FG-FGA	FG%	3FG-FGA	3FG%	FT-FTA	FT%	OFF	DEF	TOT	AVG								
03	Rogers, Colby	6-5	189	31.5	30-67	.448	13-31	.419	8-11	.727	3	5	8	1.3	14	0	8	14	3	4	81	13.5
25	Carpenter, Aidan	7-2	147	21.0	31-80	.388	2-14	.143	17-22	.773	6	7	13	1.9	11	0	6	7	4	10	81	11.6
00	Hopkins, Nick	7-6	198	28.3	25-54	.463	11-30	.367	4-4	1.000	3	19	22	3.1	6	0	4	6	0	18	65	9.3
55	Stormo, Jackson	6-6	176	29.3	24-48	.500	0-1	.000	6-10	.600	13	22	35	5.8	19	0	5	6	5	3	54	9.0
11	Gaines, Anthony	7-7	222	31.7	19-53	.358	0-5	.000	18-26	.692	9	37	46	6.6	17	1	14	21	2	9	56	8.0
01	Billups, Jared	7-5	204	29.1	14-26	.538	1-6	.167	19-23	.826	9	28	37	5.3	23	1	5	16	6	6	48	6.9
22	Platek, Andrew	1-1	6	6.0	2-3	.667	1-1	1.000	0-0	.000	0	3	3	3.0	0	0	1	0	0	0	5	5.0
14	Kellier, Jordan	7-1	103	14.7	11-31	.355	4-14	.286	5-8	.625	4	20	24	3.4	12	0	0	7	2	4	31	4.4
02	McCollum, Javian	4-1	57	14.3	4-10	.400	4-8	.500	0-0	.000	1	2	3	0.8	4	0	3	6	1	1	12	3.0
05	Johnson, Jayce	7-1	77	11.0	6-17	.353	0-2	.000	2-9	.222	3	11	14	2.0	14	0	4	8	3	3	14	2.0
24	Baer, Michael	7-0	41	5.9	3-7	.429	0-0	.000	0-0	.000	1	6	7	1.0	1	0	0	2	1	2	6	0.9
13	Dagostino, Aidan	1-0	1	1.0	0-0	.000	0-0	.000	0-0	.000	0	0	0	0.0	0	0	0	0	0	0	0	0.0
33	Lazar, Steven	1-0	1	1.0	0-0	.000	0-0	.000	0-0	.000	0	0	0	0.0	0	0	0	0	0	0	0	0.0
15	Mahala, Robert	1-0	3	3.0	0-0	.000	0-0	.000	0-0	.000	0	0	0	0.0	0	0	1	0	0	1	0	0.0
<b>Total</b>		<b>7</b>	<b>1425</b>	<b>203.6</b>	<b>169-396</b>	<b>.427</b>	<b>36-112</b>	<b>.321</b>	<b>79-113</b>	<b>.699</b>	<b>60</b>	<b>168</b>	<b>228</b>	<b>32.6</b>	<b>121</b>	<b>2</b>	<b>51</b>	<b>96</b>	<b>27</b>	<b>61</b>	<b>453</b>	<b>64.71</b>
<b>Opponents</b>			<b>1425</b>	<b>203.6</b>	<b>174-394</b>	<b>.442</b>	<b>23-105</b>	<b>.219</b>	<b>91-134</b>	<b>.679</b>	<b>63</b>	<b>183</b>	<b>246</b>	<b>35.1</b>	<b>118</b>	<b>0</b>	<b>69</b>	<b>100</b>	<b>27</b>	<b>62</b>	<b>462</b>	<b>66.00</b>

Team Statistics	Siena	OPP	Date	Opponent	W/L	Score	Att.
SCORING	453	462	12/03/21	MANHATTAN	L (OT)	72-77	4988
Points Per Game	64.7	66.0	12/05/21	at Saint Peter's	W	60-58	483
Scoring Margin	-1.3	-	01/09/22	FAIRFIELD	W	69-62	4918
FIELD GOALS-ATT	169-396	174-394	01/14/22	at Marist	W	67-60	927
Field Goal Pct	.427	.442	01/21/22	at Manhattan	L	68-75	150
3 POINT FG-ATT	36-112	23-105	01/25/22	at Iona	L	57-74	2087
3PT FG Pct	.321	.219	01/28/22	NIAGARA	W	60-56	5401
3PT Made Per Game	5.1	3.3					
FREE THROWS-ATT	79-113	91-134					
FT Pct	.699	.679					
FT Made Per Game	11.3	13.0					
REBOUNDS	228	246					
Rebounds Per Game	32.6	35.1					
Rebounds Margin	-2.5	-					
ASSISTS	51	69					
Assists Per Game	7.3	9.9					
TURNOVERS	96	100					
Turnovers Per Game	13.7	14.3					
Turnovers Margin	0.6	-					
Assist/Turnover Ratio	0.5	0.7					
STEALS	61	62					
Steals Per Game	8.7	8.9					
BLOCKS	27	27					
Blocks Per Game	3.9	3.9					
ATTENDANCE	15,307	3,647					
Dates-Avg Per Date	3-5,102	4-912					
Neutral Site #-Avg	-	0-0					

Score by Periods	1st	2nd	OT	Total
Siena	191	254	8	453
Opponents	203	246	13	462

# 2021-22 SIENA MEN'S BASKETBALL TV/RADIO ROSTER



**Nick Hopkins**  
Gr. • G • 6-0 • 171  
Fayetteville, TN/  
Fayetteville/Belmont



**Jared Billups**  
Fr. • G • 6-4 • 189  
Waldorf, MD/  
McDonogh School



**Javian McCollum**  
Fr. • G • 6-2 • 153  
Fort Myers, FL/  
Fort Myers




**Colby Rogers**  
Jr. • G • 6-4 • 184  
Covington, GA/Roselle  
Catholic (NJ)/Cal Poly



**Jayce Johnson**  
Sr. • G • 6-5 • 208  
Buffalo, NY/Canisius/  
Middle Tennessee



**Anthony Gaines**  
Gr. • G • 6-5 • 203  
Kingston, NY/New Hampton  
School (NH)/Northwestern



**Aidan Dagostino**  
Fr. • G • 6-1 • 147  
Saratoga Springs, NY/  
Saratoga Springs/  
South Kent School (CT)




**Jordan Kellier**  
Jr. • F • 6-6 • 226  
Portmore, Jamaica/  
Redemption Christian  
Academy (NY)/Utah



**Robert Mahala**  
Sr. • G • 6-5 • 171  
Jackson, NJ/Christian  
Brothers Academy



**Michael Tertsea**  
R-Sr. • F • 6-10 • 237  
Benue State, Nigeria/  
The John Carroll  
School (MD)/Gannon



**Andrew Platek**  
5th. • G • 6-4 • 213  
Guilderland, NY/Northfield  
Mount Hermon School (MA)/  
North Carolina




**Taihlend Owens**  
Fr. • G • 6-6 • 186  
Canton, GA/Cherokee



**Michael Baer**  
Gr. • F • 6-7 • 212  
Bettendorf, IA/  
Bettendorf/Iowa



**Aidan Carpenter**  
So. • G • 6-4 • 195  
Hamden, CT/  
Lee Academy (ME)



**Steven Lazar**  
So. • F • 6-6 • 174  
Toronto, ON/  
Crestwood Prep



**Jackson Stormo**  
Sr. • F • 6-9 • 247  
Santa Barbara, CA/  
San Marcos/Pepperdine



**Evan Franz**  
Fr.  
Brunswick, NY/  
Tamarac

## Team Managers


Carter Morelli '22  
Aidan Khoury '24  
Michael McLoughlin '24  
Jack Lumley '23  
Thompson Collins '24

**C** Captain

## COACHING STAFF



**Carmen Maciariello '01**  
Head Coach  
Third Season



**Bobby Castagna**  
Assistant Coach




**Greg Fahey**  
Assistant Coach



**Marcus King**  
Assistant Coach



**Matt Miner**  
Director of Basketball  
Operations



**Jonathan Pickett**  
Special Assistant to  
the Head Coach



No.	Name	Cl.	Pos.	Ht.	Wt.	Hometown/High School/Previous School
0	Nick Hopkins	Gr.	G	6-0	171	Fayetteville, TN/Fayetteville/Belmont
1	Jared Billups	Fr.	G	6-4	189	Waldorf, MD/McDonogh School
2	Javian McCollum	Fr.	G	6-2	153	Fort Myers, FL/Fort Myers
3	Colby Rogers	Jr.	G	6-4	184	Covington, GA/Roselle Catholic (NJ)/Cal Poly
5	Jayce Johnson	Sr.	G	6-5	208	Buffalo, NY/Canisius/Middle Tennessee
11	Anthony Gaines	Gr.	G	6-5	203	Kingston, NY/New Hampton School (NH)/Northwestern
13	Aidan Dagostino	Fr.	G	6-1	147	Saratoga Springs, NY/Saratoga Springs/South Kent School (CT)
14	Jordan Kellier	Jr.	F	6-6	226	Portmore, Jamaica/Redemption Christian Academy (NY)/Utah
15	Robert Mahala	Sr.	G	6-5	171	Jackson, NJ/Christian Brothers Academy
21	Michael Tertsea	R-Sr.	F	6-10	237	Benue State, Nigeria/The John Carroll School (MD)/Gannon
22	Andrew Platek	5th.	G	6-4	213	Guilderland, NY/Northfield Mount Hermon School (MA)/North Carolina
23	Taihlend Owens	Fr.	G	6-6	186	Canton, GA/Cherokee
24	Michael Baer	Gr.	F	6-7	212	Bettendorf, IA/Bettendorf/Iowa
25	Aidan Carpenter	So.	G	6-4	195	Hamden, CT/Lee Academy (ME)
33	Steven Lazar	So.	F	6-6	174	Toronto, ON/Crestwood Prep
55	Jackson Stormo	Sr.	F	6-9	247	Santa Barbara, CA/San Marcos/Pepperdine
	Evan Franz	Fr.				Brunswick, NY/Tamarac

## PRONUNCIATION GUIDE

#13 Aidan Dagostino – Dag-oh-STEE-no  
#14 Jordan Kellier – KELL-yurr  
#15 Robert Mahala – Mah-HA-la  
#21 Michael Tertsea – TERT-see-ah  
#22 Andrew Platek – PLAY-tek  
#23 Taihlend Owens – TIE-land (like the country)  
#24 Michael Baer – BARE (like the animal)  
#33 Steven Lazar – Lah-ZARR  
Carmen Maciariello – Mass-ah-RELL-oh  
Bobby Castagna – Cuss-TAHN-yah

**SIENASAINTS.COM**