

November (2-5)

9	at #23/24 St. Bonaventure+^	L, 75-47
13	DELAWARE%&	L, 83-63
16	YALE&	L, 82-54
19	at Georgetown@	L, 83-65
22	HARVARD&	W, 72-69
28	at Bucknell+	L, 65-56 (OT)
30	at Army West Point+	W, 83-67

December (2-1)

3	MANHATTAN*&	L, 77-72 (OT)
5	at Saint Peter's*&	W, 60-58
11	at Holy Cross<+	W, 72-59
28	at American+	Canceled

January (2-0)

9	FAIRFIELD*>&	W, 69-62
14	at Marist*&	W, 67-60
21	at Manhattan*+	7 PM
25	at Iona*#	7 PM
28	NIAGARA*>+	7 PM
30	QUINNIPIAC*>+	2 PM

February (0-0)

1	CANISIUS*>#	7 PM
4	RIDER*>&	7 PM
6	at Fairfield*+	2 PM
11	IONA*>&	7 PM
13	at Rider*&	1 PM
18	MARIST*>+	7 PM
20	SAINT PETER'S*>+	2 PM
22	at Monmouth*#	7 PM
24	at Quinnipiac*&	7 PM
27	MONMOUTH*>+	2 PM

March (0-0)

3	at Niagara*&	7 PM
5	at Canisius*&	4 PM
8	MAAC First Round\$#	TBA
9-10	MAAC Quarterfinals\$#	TBA
11	MAAC Semifinals\$#	TBA
12	MAAC Championship\$#	TBA

All times are Eastern Standard Time

Home Games in **BOLD CAPS**

*MAAC Game

^Br. Ed Coughlin Franciscan Cup

%Homecoming

+ESPN+

&ESPN3

#ESPN3 or ESPN+

@FS2

>My4 Albany

!ESPNU

<NBC Sports Boston

\$Hercules Tires MAAC Championships

(Atlantic City, NJ)

GAME #13



Siena (6-6, 3-1) at Manhattan (9-5, 2-3)

Friday, January 21, 2022 - 7 PM
Draddy Gymnasium (2,520) - Riverdale, NY

TV: **ESPN+**

RADIO:



ONLINE:



Greg Mescall
Chris Williams

Emmanuel Berbari
Andy Grazulis

Siena College Athletic Communications

Marcelle Athletic Complex
515 Loudon Road - Loudonville, NY 12211-1462
Ph: 518-783-2377 - SienaSaints.com
Assistant Athletic Director for Communications: Mike Demos
Press/Cell Phone: 336-675-7374
E-mail: mdemos@siena.edu

Previous Starters

# - POS	NAME/CL/HT/WT/HOMETOWN	PPG	RPG	APG	MPG
11 - G	Anthony Gaines* (Gr., 6-5/203, Kingston, NY)	9.1	5.9	1.4	30.9
55 - F	Jackson Stormo* (Sr., 6-9/247, Santa Barbara, CA)	10.5	7.1	1.4	28.8
1 - G	Jared Billups (Fr., 6-4/189, Waldorf, MD)	6.2	4.6	0.7	25.5
25 - G	Aidan Carpenter (So., 6-4/195, Hamden, CT)	10.3	1.4	1.0	22.0
0 - G	Nick Hopkins* (Gr., 6-0/171, Fayetteville, TN)	8.5	2.8	1.8	25.1

2021-22 Stats

Reserves (Listed Numerically)

# - POS	NAME/CL/HT/WT/HOMETOWN	PPG	RPG	APG	MPG
2 - G	Javian McCollum (Fr., 6-2/153, Fort Myers, FL)	3.3	0.8	1.7	15.2
3 - G	Colby Rogers (Jr., 6-4/184, Covington, GA)	13.7	1.9	1.4	32.3
5 - G	Jayce Johnson (Sr., 6-5/208, Buffalo, NY)	2.5	1.9	0.9	11.9
13 - G	Aidan Dagostino (Fr., 6-1/147, Saratoga Springs, NY)	0.0	0.0	0.0	1.0
14 - F	Jordan Kellier (Jr., 6-6/226, Portmore, Jamaica)	4.6	4.4	0.3	15.3
15 - G	Robert Mahala* (Sr., 6-5/171, Jackson, NJ)	1.3	0.3	0.3	5.0
21 - F	Michael Tertsea (R-Sr., 6-10/237, Benue State Nigeria)	0.0	0.3	0.0	4.3
22 - G	Andrew Platek (5th Yr., 6-4/213, Guilderland, NY)	9.0	3.6	1.8	20.0
23 - G	Taihlend Owens (Fr., 6-6/186, Canton, GA)	N/A	N/A	N/A	N/A
24 - F	Michael Baer (Gr., 6-7/212, Bettendorf, IA)	1.5	2.0	0.7	13.2
33 - F	Steven Lazar (So., 6-6/174, Toronto, ON)	0.0	1.0	0.0	1.0

*Captain



@SienaSaints
@SienaMBB



SienaSaints
SienaBasketball



@SienaSaints
@SienaMBB



thesienasaints



The Series With Manhattan

107th Meeting: Manhattan leads, 56-50



Away - 14-23
Division I - 44-39
MAAC - 31-33

Last Meeting - Manhattan 77, Siena 72 (OT)
Dec. 3, 2021 - Albany, NY

Of Note

Siena has won six of the past eight meetings overall
Manhattan is in search of its first regular season series sweep in four years (2017-18)
The Jaspers have captured eight of the last 10 matchups in Riverdale
The home team has won 20 of the past 25 meetings overall
Manhattan (31-33) is one of only two all-time MAAC programs (Monmouth: 5-11) that Siena has an all-time conference regular season losing record against
Carmen Maciariello is 4-2 vs. Manhattan
Steve Masiello is 10-14 vs. Siena

Last Meeting

Manhattan overcame a 13-point deficit with 12:29 remaining
Ant Nelson and **Jose Perez** combined for 40 of the Jaspers' 49 points following halftime
Nelson hit the tying three with 2.2 seconds left in regulation
Manhattan shot 21-28 (75%) FT's (Siena was 11-18, 61%)
Aidan Carpenter and **Colby Rogers** led the Saints with 12 points
Siena scored 20 points off 17 Manhattan turnovers

Siena vs. the Metro Atlantic Athletic Conference



Now in their 33rd season as a MAAC member, Siena has won at least a share of nine MAAC Regular Season Championships, and captured six MAAC Tournament titles (1999, 2002, 2008, 2009, 2010, 2020)
The Saints are a league-best 41-17 (.707) in MAAC Regular Season action since the start of the 2018-19 season
362-266 (.576) all-time overall in MAAC competition
322-240 (.573) all-time in MAAC Regular Season action
425-370 (.535) all-time overall vs. the 10 other programs which currently comprise the MAAC

Siena vs. the MAAC

All-Time Regular Season
(33rd Season)

Canisius	35-29
Fairfield	37-27
Fordham	1-1
Holy Cross	1-1
Iona	35-26
La Salle	3-2
Loyola (MD)	31-16
Manhattan	31-33
Marist	30-19
Monmouth	5-11
Niagara	37-26
Quinnipiac	8-5
Rider	30-16
Saint Peter's	38-28
TOTAL	322-240



	Tale of the Tape	
6-6	Record	9-5
3-1	MAAC	2-3
274	NET	237
65.0	Points	74.2
70.0	Opp Points	71.9
.422	FG%	.462*
.449	OPP FG%	.458
.349	3FG%	.328
.707	FT%	.730
33.3	Rebounds	33.6
10.8	Assists	11.9
14.3	Turnovers	15.3
3.8	Blocks	3.4
6.8	Steals	8.1

*Leads MAAC

(Through Wednesday)

Carmen Maciariello

Siena '01

Third Season

38-21 (.644)



Siena Basketball alumnus has led his alma mater to at least a share of back-to-back MAAC Regular Season Championships in his first two seasons

Achieved the tied for second best 47-game head coaching start in Siena's storied history at 32-15 (Paul Hewitt: 33-14, Mike Deane: 32-15) through his first two seasons, and was tied for the fourth fastest coach in MAAC history to reach 30 overall wins (43 games)

Finalist for the 2020-21 Hugh Durham (top Division I mid-major coach) and Skip Prosser Man of the Year awards

The only one of the 61 new Division I head coaching hires during the 2019-20 season to lead his team to an outright conference regular season championship

Named one of the "Top-12 Most Immediately Successful Hires of the 2019-20 Season" by CBS Sports' Matt Norlander

Became the first rookie head coach in program history to lead Siena to an outright MAAC Regular Season Championship in his first season, while his 20 wins tied for the most of any first-year Siena head coach.

Native of nearby Clifton Park, NY was promoted to be the 18th head coach in program history on Mar. 25, 2019

On Mar. 26, the 43-year-old signed a three-year contract extension which runs through the 2025-26 season

Maciariello and his wife, Laura, are the proud parents of a four-year-old daughter, Reese, and a son, Matteo, who celebrated his first birthday on May 12

Year-by-Year With Coach Maciariello

YEAR	OVERALL	MAAC	FINISH
2019-20	20-10	15-5	1st!\$
2020-21	12-5	12-4	T-1st!
2021-22	6-6	3-1	
TOTALS	38-21	30-10	

!MAAC Regular Season Champions
\$MAAC Tournament Champions





QUICK HITS



Siena returns to action tonight seeking a fifth straight win

The Saints have now achieved at least a four-game win streak for the fourth consecutive season

Siena has gone 49 days since their last defeat – a 77-72 overtime setback vs. this Manhattan squad on Dec. 3 at MVP Arena

The Saints are two overtime losses away from currently possessing an eight-game winning streak

Siena continues its season-long three-game road trip this evening also in search of their fifth straight road victory

The Saints achieved a program-record eight-game win streak bridging the previous two seasons (Feb. 3, 2020 – Jan. 30, 2021)

Siena rallied from 18-down – including a 17-point deficit with 12:28 remaining – to stun Marist last Friday in Poughkeepsie

The Saints closed out the comeback with a 34-10 run over the final 11:48

The 18-point deficit overcome matched the program's largest comeback victory in more than a decade since rallying from 19-down to defeat UAlbany on Dec. 5, 2011

Siena played its first game in 29 days on Jan. 9 vs. Fairfield

The Saints' 29-day gap between games is currently tied with James Madison for the longest streak nationally this season

Siena was initially scheduled for a 17-day break in December, but the non-conference finale at American (Dec. 28) was canceled, and the ensuing three games (at Iona – Dec. 31, vs. Canisius – Jan. 2, and at Monmouth – Jan. 7) were all not played as scheduled due to COVID-19 issues within either or both programs

The Saints' initial 17-day gap was to have been the program's longest scheduled break between games in 39 years (Dec. 11-29, 1982)

Siena also played their first home game in 37 days when they faced the Stags

The Saints' 37-day gap between home games is currently tied for sixth-longest streak nationally this season

Siena also played their first home game in the newly renamed MVP Arena against Fairfield

The Saints' home facility had been known until Jan. 1 as the Times Union Center since 2007, and was also previously Pepsi Arena (1997-06) and Knickerbocker Arena (1990-97)

Siena continues its quest for at least a share of a third straight MAAC Regular Season Championship

The Saints are looking to complete the three-peat for a second time (2008-10)

Siena has achieved a 30-10 (.750) MAAC Regular Season record under **Carmen Maciariello**

The Saints were predicted to finish eighth according to the MAAC Preseason Coaches' Poll

Siena has captured the regular season crown after being picked sixth and first, respectively, the past two seasons

The Saints finished tied for second or better in the MAAC Standings each of the previous three seasons

Siena is a league-best 41-17 (.707) in MAAC Regular Season action since the start of the 2018-19 season

The Saints' 322 MAAC Regular Season wins are second only to Iona (410), which entered the conference eight years prior

Siena has more MAAC wins than Fairfield, Manhattan, and Saint Peter's, despite joining the league eight years later

Cal Poly transfer **Colby Rogers** is enjoying a strong first season with the Saints

The junior guard paces the squad averaging 13.7 points

Rogers ranks 21st nationally in three-point field goal% (.441) and 61st in threes per game (2.73)

Ten different Siena players have scored in double figures at least once already this season

The Saints earned their first win of the season – and snapped a six-game losing streak – with their win over Harvard on Nov. 22

Siena had been 22-3 over their previous 25 games preceding their six-game losing streak

The Saints have started 2-3 at the recently renamed MVP Arena this season, after having won their previous 14 in the facility

Siena's 14-game win streak was the second longest in program history at MVP Arena (38 straight from 2008-10)

The Saints had also won 16 straight regular season home games in Albany prior to their home-opening defeat

The home-opening loss vs. Delaware on Nov. 13 marked the program's first defeat at MVP Arena since Mar. 10, 2019 (MAAC Semifinals vs. Iona), and first regular season loss downtown since Feb. 17, 2019 vs. Quinnipiac

Siena played all of its 2020-21 home games on-campus at the UHY Center without spectators due to COVID-19

The home-opener was the Saints' first regular season contest at MVP Arena in 619 days

Siena returns just three scholarship players from last year's MAAC Regular Season Co-Champions

Siena welcomes back only 29% of its scoring, 26% of its rebounding, and 21% of its assists from last season's squad

The program's returnees played just a collective 53 games (26 starts) in a Siena uniform entering this season

With the addition of North Carolina transfer **Andrew Platek** in mid-November, the Saints now have 11 total newcomers on their 2021-22 roster (seven transfers, four true freshmen)

Siena ranks tied for fourth nationally for the highest number of newcomers on their roster

Four of Siena's transfers – Platek (North Carolina), **Michael Baer** (Iowa), **Anthony Gaines** (Northwestern), and **Jordan Kellier** (Utah) – matriculate from Power-Five programs, which is tied with five other teams for the most in all of Division I

The Saints achieved a 12-5 overall record last season, including a 12-4 league mark to claim a share of the regular season crown

Siena overcame four separate COVID-19 pauses from Nov. 13 onward, including a 21-day span between games in February

The Saints were the second-to-last Division I team (Merrimack) who played to tip-off their season (Jan. 3)

Siena opened the season with six straight wins to tie for the fourth best start to a season in program history

The Saints were ranked in the College Insider Mid-Major Top-25 Poll three times, reaching as high as 21st (preseason)

Siena ranked amongst the national leaders in scoring defense (63.0 – 22nd), field goal percentage defense (.409 – 42nd), and field goal percentage (.460 – 69th)

The Saints had three players earn All-MAAC honors, highlighted by MAAC Player of the Year **Manny Camper**

Camper became the second straight Siena player to be named MAAC Player of the Year (**Jalen Pickett**)

Camper is now starring for the NBA G League's Grand Rapids Gold, while Pickett plays for Penn State

Longest Gap Between Games

1.) SIENA	29	Dec. 11 – Jan. 9
James Madison	29	Dec. 11 – Jan. 9
3.) Saint Peter's	27	Dec. 18 – Jan. 14
4.) George Washington	26	Dec. 13 – Jan. 8
5.) St. Bonaventure	25	Dec. 17 – Jan. 11

Longest Gap Between Home Games

1.) Cal Poly	59	Nov. 15 – Jan. 13
2.) Manhattan	42	Dec. 5 – Jan. 16
3.) Delaware*	41	Dec. 10 – Jan. 20
4.) Eastern Illinois	40	Dec. 4 – Jan. 13
Northwestern State*	40	Dec. 18 – Jan. 27
6.) SIENA^	37	Dec. 3 – Jan. 9

*Active/Ongoing ^Tied with two others

Best MAAC Records

(Regular Season Since 2018-19)

1.) SIENA	41-17	.707
2.) Iona	34-20	.630
3.) Monmouth	36-25	.590
4.) Saint Peter's	34-27	.557
5.) Quinnipiac	33-30	.524

Most MAAC Wins

(Regular Season – All-Time)

	Wins	Joined
1.) Iona	410	1981
2.) SIENA	322	1989
3.) Manhattan	318	1981
4.) Saint Peter's	312	1981
5.) Fairfield	309	1981

Most Power-Five Transfers

1. SIENA	4
Grand Canyon	4
Iowa State	4
New Mexico	4
TCU	4
Texas A&M	4

Most Newcomers

1. Portland	14
UT Martin	14
3. Central Michigan	12
4. SIENA	11
Air Force	11
Eastern Michigan	11
Jacksonville	11
New Mexico State	11



OF NOTE



Last Time Out: Siena 67, Marist 60 (Jan. 14 - Poughkeepsie, NY)

Siena rallied from 18-down - including a 17-point deficit with 12:28 left

The Saints finished on a 34-10 run over the final 11:48

Siena's 18-point comeback was the program's largest since Dec. 5, 2011

Playing in his first game in 34 days, **Colby Rogers** came off the bench to lead the Saints with 16 points in 23 minutes on his 21st birthday

Anthony Gaines added 11 of his 13 points in the second half - including the go-ahead three-point play with 76 seconds remaining

Siena posted season-highs of 13 steals and 20 turnovers forced

The Saints were 15-18 on free throws in the second half (Marist was 1-4)

By The Numbers

29

Days Siena went between games (Dec. 11 - Jan. 9) - tied for the longest streak nationally

37

Days Siena went between home games (Dec. 3 - Jan. 9) - tied for the sixth longest nationally

.707

Siena's MAAC winning percentage since 2018-19 (Best in the MAAC)

11

Total number of newcomers on this year's roster - tied for fourth most nationally

7

Number of upperclassman transfers on this year's Siena team

4

Number of Power-Five transfers, tied for the most nationally

3

Number of scholarship players the Saints return from last year's squad

29

Percent of scoring Siena returns from last year's MAAC Regular Season Co-Champions

53

Total games played in a Siena uniform by the Saints' five total returnees entering season

619

Number of days Siena went between playing regular season home games at MVP Arena

.742

Nick Hopkins' career win percentage during his time at Siena and Belmont (95-33)

10

Number of different double figure scorers over the first 12 games

6,466

Siena's average home attendance spanning 399 games played at MVP Arena

30-10

Siena's record in MAAC Regular Season action under head coach Carmen Maciariello

43

Number of games it took Maciariello to reach 30 wins (T-4th fastest MAAC history)

20-2

Siena's record under Maciariello when four or more players score in double figures

30-6

Siena's record under Maciariello when holding the opposition to under 70 points

37-10

Siena's record under Maciariello when holding the opponent to under 50% FG

Points: Margin of Victory

1	2	3	4	5	6	7	8	9	10	11	12	13	14	15+
0	1	1	0	0	0	2	0	0	0	0	0	1	0	1

Points: Margin of Defeat

1	2	3	4	5	6	7	8	9	10	11	12	13	14	15+
0	0	0	0	1	0	0	0	1	0	0	0	0	0	4

INDIVIDUAL CAREER TOTALS*

	'21-'22	CAREER
DOUBLE DIGIT SCORING		
Jackson Stormo	5	16
Colby Rogers	9	9
Aidan Carpenter	6	8
Nick Hopkins	4	8
Anthony Gaines	4	4
Jared Billups	3	3
Andrew Platek	2	2
Jayce Johnson	1	1
Jordan Kellier	1	1
Javian McCollum	1	1

30 POINT GAMES

None

Last: Feb. 17, 2019 (Jalen Pickett vs. Quinnipiac)

20 POINT GAMES

Anthony Gaines	1	1
Colby Rogers	1	1
Jackson Stormo	1	1

10 REBOUND GAMES

Jackson Stormo	3	4
Anthony Gaines	2	2
Jordan Kellier	1	1

10 ASSIST GAMES

None

Last: Mar. 6, 2020 (Jalen Pickett at Monmouth)

TRIPLE DOUBLES

None

Last: Dec. 3, 2005 (Kojo Mensah vs. UAlbany)

DOUBLE DOUBLES

Jackson Stormo	2	2
Jordan Kellier	1	1

FIVE OR MORE THREES IN A GAME

Colby Rogers	1	1
--------------	---	---

*At Siena

Team Leaderboard (Games)

Scoring: Carpenter (3), Hopkins (3), Rogers

(3), Stormo (2), Gaines (1), Johnson (1)

Rebounding: Stormo (6), Gaines (4),

Billups (2), Baer (1), Kellier (1), Rogers (1)

Assists: Rogers (4), Hopkins (3), Carpenter

(2), Gaines (2), Johnson (2), McCollum (2),

Stormo (2), Baer (1)

Minutes: Gaines (5), Rogers (4), Billups (1),

Carpenter (1), Stormo (1)

Double-Figures Scoring: Rogers (9),

Carpenter (6), Stormo (5), Gaines (4),

Hopkins (4), Billups (3), Platek (2), Kellier

(1), McCollum (1), Johnson (1)

Double-Doubles: Stormo (2), Kellier (1)

Siena and MVP Arena

Siena Basketball achieved the highest average home attendance amongst all 56 Northeast mid-major programs during the 2019–20 season, according to the NCAA Division I Men's Basketball Attendance Report. Moreover, the Saints broke the top-100 nationally overall in attendance for the 23rd straight season, ranking 83rd overall out of 350 Division I programs with an average of 6,228 fans per game.

Siena leapfrogged Atlantic 10 foe Rhode Island for top billing in Division I Men's Basketball attendance amongst all Northeast mid-major programs during the 2019–20 season. The Northeast is comprised of nine states according to the United States Census Bureau: Connecticut, Maine, Massachusetts, New Hampshire, New Jersey, New York, Pennsylvania, Rhode Island, and Vermont. Mid-major teams are defined as programs from the 25 conferences which do not comprise "high majors," which are the Power 5 (ACC, Big Ten, Big 12, Pac-12, and SEC), AAC, and Big East.

Siena improved 11 spots in the national average attendance rankings to finish 83rd overall in 2019–20, marking the program's highest mark in five years dating back to a ranking of 82nd for the 2014–15 season. The Saints have now ranked in the top-100 nationally in attendance for each of the past 23 seasons, coinciding with the program's full-time move downtown beginning in 1997–98. Siena also stood 12th overall nationally in average home attendance amongst all 263 mid-major programs, an improvement of seven spots from the previous season.

The Saints' average attendance of 6,228 during the 2019–20 season at MVP Arena was the program's highest mark in four years since averaging 6,269 fans in 2015–16, and outranked the NCAA average of 4,601 by more than 26%. Siena saw an increase in average home attendance of 461 spectators from the 2018–19 campaign, as the 7% improvement was the program's highest in 11 years since achieving a 14% increase in 2008–09 from the 2007–08 season. Additionally, the Saints boasted a pair of capacity crowds of 7,146 fans in 2019–20 against Manhattan (Feb. 16) and in the home finale vs. Niagara (Mar. 4).

Siena ranked third in average home attendance amongst the 22 Division I programs from the state of New York, trailing only national leader Syracuse and other high-major competitor St. John's. However, the Saints outranked 16 high-major programs nationally, including nine Power 5 teams in Boston College, California, Georgia Tech, Miami, Northwestern, Oregon State, Stanford, USC, and Washington State.

The stellar fan support helped propel Siena to a perfect 14–0 record at MVP Arena in 2019–20, as the Saints were one of just 13 Division I teams nationally to go undefeated at home in 2019–20. Siena achieved an unblemished home mark for the third time in 23 seasons since making the full-time move downtown (17–0 in both 2008–09 and 2009–10), and the 14-game win streak in Albany marks the second longest in program history (38 straight between 2008–10). The Saints won by an average of 11.1 points per game at home in 2019–20, and trailed for a total of just 14:09 over their final seven games at MVP Arena.

Siena has drawn more than 2.5 million fans over 399 all-time games at MVP Arena, dating back to the program's first home contest in the facility during the 1990–91 season. The Saints welcomed their two-millionth fan on Dec. 23, 2014 vs. Cornell, and have drawn crowds in excess of 10,000 on 33 occasions. Siena holds a 264–135 (.662) all-time record at MVP Arena, including a stellar 249–113 (.688) mark since permanently making the facility its home beginning with the 1997–98 season. Overall, Siena has drawn a total of 2,579,727 fans over 399 dates at MVP Arena, an average of 6,466 fans per game.





Player Quick Hits



Previous Starters

G - #11 Anthony Gaines

Only Saint to both play in and start all 12 games
Averaging 9.1 points and 5.9 rebounds in 30.9 minutes
Scored a collegiate career-high 20 points at Bucknell (Nov. 28)
Team captain who also served as a team captain each of his final two seasons at Northwestern University
Northwestern transfer appeared in 97 career games (35 starts), averaging 5.1 points and 3.8 rebounds spanning 22.8 minutes
Saw action in 23 games (five starts), averaging 3.9 points and 4.4 rebounds in 20.9 minutes last season
Scored then career-high 18 points while adding seven rebounds at Maryland (Jan. 29, 2019)
Recorded 10-point, five-rebound, four-assist performance in first collegiate start vs. No. 2/1 Michigan State (Feb. 17, 2018)
Rated top player in New Hampshire by ESPN.com and a top-150 national recruit by 247 Sports out of New Hampton School
Second Team All-NEPSAC selection participated in the Jordan Brand Regional Game his senior season
Led NHS to a NEPSAC AAA Regular Season Championship and No. 3 prep school national ranking as a junior
Played AAU locally for the Albany City Rocks, who he helped qualify for the Nike Peach Jam while averaging 16 points and nine rebounds on the Nike EYBL circuit during the summer of 2016

F - #55 Jackson Stormo

Ranks second on the team in scoring (10.5), and sixth in the MAAC in both rebounding (7.1) and blocks (1.0)
Posted career-highs of 25 points (10-13 shooting) and 11 rebounds at Georgetown (Nov. 19)
Team captain is team's top-returner in nearly every statistical category
Averaged 10.8 points and 5.5 rebounds in 25.2 minutes spanning all 17 games (10 starts) in his first season with Siena
Led the MAAC shooting 65.5% from the floor, and paced Siena with a +/- of +100 (+9.40 per 40 minutes) last season
Scored in double figures in 11 times last year, highlighted by back-to-back season-high 18-point performances
Named to the 2020-21 NABC Honors Court and MAAC Academic Honor Roll
Matriculated to Siena after spending his first two seasons seeing limited action at Pepperdine
Averaged 17.8 points, 12.8 rebounds, 2.6 blocks, and 2.3 assists as a high school senior at San Marcos
Named the 2018 CIF Southern Section 2A Player of the Year and the Channel League MVP

G - #1 Jared Billups

Named MAAC Rookie of the Week (Jan. 10) following season-high tying 11 points in win over Fairfield (Jan. 9)
Freshman has made four three collegiate starts the past four games
Ranks 10th in the MAAC in blocks (0.8)
Averaging 6.2 points and 4.6 rebounds in 25.5 minutes over first 10 collegiate games (missed first two due to injury)
Freshman starred at McDonogh School in Maryland, which also produced recent Siena star **Evan Fisher** '19
Averaged 15.5 points and eight rebounds his junior season
Played his AAU basketball for Team Thrill
Cousin of five-time NBA All-Star, 2004 NBA Finals MVP, and current Portland Trail Blazers Head Coach **Chauncey Billups**

G - #25 Aidan Carpenter

Averaging 10.3 points in 22.0 minutes over first eight appearances (five starts)
Posted a pair of season-high tying 15-point performances
Averaged 5.7 points in 23.7 minutes of action as a freshman last season
Named MAAC Rookie of the Week on Jan. 11
Scored game-high 19 points on 8-11 shooting in first collegiate start at Fairfield (Jan. 10)
No. 1 recruit in Maine and No. 22 overall in the New England Class of 2020 according to the New England Recruiting Report
Began 2019-20 season at Lee Academy in Maine before matriculating to Siena as a mid-year enrollee
2018-19 NEPSAC Player of the Year averaged 24 points and five assists while leading Hyde School in Bath, Maine to the NEPSAC Class C Title

G - #0 Nick Hopkins

Team captain ranks second in the MAAC in steals (1.8), fifth in 3FG% (.415), and ninth in threes per game (1.83)
Posted Siena career-highs of 19 points and eight rebounds in win over Fairfield (Jan. 9)
Between his time at Siena and Belmont has helped lead his teams to a combined 95-33 (.742) overall record
Started in all 11 games in which he appeared in his first year with the Saints before suffering a season-ending injury
Averaged 7.8 points and 3.2 rebounds in 33.8 minutes last season
Shot an efficient 37.5% (18-48) from three-point range, and committed just four turnovers in 372 total minutes played
Scored in double figures four times, highlighted by a season-high 16-point effort at Rider (Jan. 16)
Appeared in 94 games (11 starts) in three seasons at Belmont, averaging 6.5 points in 15.2 minutes, while shooting 37.4% from three and 84.3% from the free throw line
2016 Tennessee Mr. Basketball Class A and a **USA TODAY** Tennessee First Team selection
Averaged a prolific 33.3 points, 6.4 rebounds, 3.1 assists, and 3.3 steals during his senior season at Fayetteville High
Four-time Tennessee 9A All-District honoree, three-time All-Tournament Team selection, and two-time MVP
Scored 2,851 career points during illustrious high school career, including a state-high 931 as a senior



Player Quick Hits



Reserves (Listed Numerically)

G - #2 Javian McCollum

Averaging 3.3 points and 1.7 assists in 15.2 minutes in first nine collegiate games (missed three games due to injury)
Scored season-high 10 points on 4-5 shooting in 16 minutes in win over Harvard (Nov. 22)
Freshman was an All-Area First Team selection last season at Fort Myers
Three-time *The News-Press* Player of the Year
Averaged 20.7 points while leading Fort Myers to the Class 6A Regional Final in 2019-20
Played on the AAU circuit for CP25

G - #3 Colby Rogers

Cal Poly transfer leads team in scoring at 13.7 points per game
Stands 21st nationally in three-point field goal percentage (.441), and 61st in threes per game (2.73)
Scored season-high 20 points in home-opener vs. Delaware (Nov. 13)
Was team's second-leading scorer in each of his two seasons at Cal Poly
Appeared in 49 games (25 starts) in his two seasons with the Mustangs, averaging 10.0 points over 26.0 minutes
Averaged 12.2 points, 3.6 rebounds, and 2.2 assists in a team-high 31.8 minutes last season at Cal Poly
Scored in double figures in each of his final seven games at CP, highlighted by a pair of career-high 21-point performances
Led Roselle Catholic (NJ) to a 28-4 record and No. 17 ranking in the USA Today Super-25 National Poll his senior season
Averaged 12.7 points, 7.0 rebounds, and 3.0 assists while shooting 63.8% from the field as a high school senior in 2018-19

G - #5 Jayce Johnson

Averaging 2.5 points and 1.9 rebounds spanning 11.9 minutes over his first 12 games in the Green and Gold
Arrives at Siena after spending past three seasons at Middle Tennessee
Averaged 7.0 points and 4.7 rebounds in 24.8 minutes over three seasons spanning 80 career games (58 starts) at MTSU
Appeared in 18 games (11 starts), averaging 5.7 points and 3.7 rebounds in 20.4 minutes last season at Middle Tennessee
Posted career-highs of 8.5 points, 5.2 rebounds, 2.2 assists, and a .452 field goal percentage as a sophomore in 2019-20
Averaged 12.6 points, 6.1 rebounds and 3.4 assists in his final prep season at Canisius High
2017-18 Third Team All-Western New York
Led Canisius to a NYSPHSAA Class A Championship as a sophomore

G - #13 Aidan Dagostino

Freshman walk-on has played one minute to date
Played a post-graduate year at the South Kent School in Connecticut
Local product helped Saratoga Springs to the program's first Section II Class AA Championship in 31 years in 2019
Played two seasons for the Blue Streaks, after beginning his high school career at Saratoga Central Catholic

F - #14 Jordan Kellier

Posted first career double-double in first collegiate start at Saint Peter's on Dec. 5 (11 points, 10 rebounds)
Matriculates to Siena after playing his sophomore season in the Pac-12 at the University of Utah
Saw action in seven games and played 31 total minutes for the Utes, notching nine points and six rebounds
Played his freshman season at Williston State, 17.4 points and 8.6 rebounds
Helped guide Williston State to the 2019-20 NJCAA Region XIII Semifinals
Attended Redemption Christian Academy in nearby Troy

G - #15 Robert Mahala

Senior walk-on appointed team captain for second straight season
Appeared in 16 career games, scoring six points in 86 total minutes
2020-21 NABC Honors Court selection and Siena College's Leo Dufort Male Student Athlete of the Month for December 2021
Appeared in seven games, averaging 8.7 minutes of action last season
Named to the MAAC All-Academic Team and Academic Honor Roll in each year of eligibility
Earned three varsity letters and was a two-year starter in high school at Christian Brothers Academy
Averaged 9.8 points as a senior, and was selected to play in New Jersey's North-South Senior All-Star Game
Father, Bobby, played college basketball at Wagner, and cousin, Kevin Mahala, was drafted by the Pittsburgh Pirates in 2016

F - #21 Michael Tertsea

Matriculates to Siena after spending the past two seasons at Division II Gannon University
Began his collegiate career spending three seasons at the University of Rhode Island
Appeared in 24 games (20 starts), averaging 5.2 points and 3.8 rebounds in 17.5 minutes in 2019-20 at Gannon
Rated a three-star recruit out of high school by Scout.com, Rivals.com, and ESPN.com
Ranked the nation's 35th best center in his class by 247Sports.com
Helped guide The John Carroll School (MD) to a 27-11 record and a Baltimore Catholic League Championship his senior year
Named an All-BCL selection, and graduated as John Carroll's second all-time leading rebounder

G - #22 Andrew Platek

Suffered a season-ending full thickness tear of his left Achilles vs. Manhattan (Dec. 3)
Averaged 9.0 points and 3.6 rebounds in 20.0 minutes over first five games (three starts)
Local Guilderland standout and North Carolina transfer officially joined team and made Siena debut Nov. 19 at Georgetown
Began practicing with team Oct. 27 after receiving first waiver from NCAA, and received second waiver Nov. 16
Appeared in 124 games (11 starts) over four seasons at UNC, averaging 2.6 points and 1.3 rebounds in 10.5 minutes
Wrapped up prep career playing two seasons at Northfield Mount Hermon (MA), averaging 13.6 points
All-New England Prep First Team selection
Played three seasons at Guilderland High, averaging 25.3 points in his final campaign
Played his AAU basketball for the Albany City Rocks on the Nike EYBL circuit

G - #23 Taihland Owens

Has yet to make his collegiate debut due to injury
Freshman averaged 18 points as a senior at Cherokee High
Named a Class 7A Second Team All-State selection in 2019-20, and an Honorable Mention All-State honoree in 2020-21
Played his AAU basketball for Georgia Stars Select

F - #24 Michael Baer

Started first four games, and is averaging 1.5 points and 2.0 rebounds in 13.2 minutes of action
Graduate transfer appeared in 20 games (45 minutes), while tallying 10 points and 11 rebounds during his time in Iowa City
Matriculates to Siena after playing the past three seasons as a walk-on for former head coach **Fran McCaffery** at Iowa
Three-time Big Ten Distinguished Scholar and Academic All-Big Ten honoree, and two-time NABC Honors Court honoree
Older brother, Nicholas, also played basketball at Iowa (2015-19)

F - #33 Steven Lazar

Sophomore walk-on made collegiate debut on Nov. 16 vs. Yale
MAAC Academic Honor Roll honoree
Averaged 5.3 points and 3.7 rebounds over 16 games his senior season in 2019-20 for Crestwood Prep

Siena Basketball Class of 2026 COMING SOON!

The Last Time

Siena scored 100 points in a game: Siena was defeated by Quinnipiac 107-100 in triple overtime on Feb. 17, 2019 at MVP Arena. It marked the Saints' first 100-point effort in 16 years since a 100-69 win over Saint Peter's on Mar. 1, 2003.

Siena allowed 100 points in a game: Yale defeated Siena 100-89 in triple overtime on Nov. 20, 2019 in New Haven

Siena won an overtime game: Siena defeated Niagara 72-65 in overtime in the 2018-19 regular season finale on Mar. 3, 2019 in Niagara University, New York

Siena lost an overtime game: Siena dropped its second overtime game in five days, losing its MAAC opener 77-72 vs. Manhattan on Dec. 3, 2021 at MVP Arena

Siena was held to 40 points or fewer: St. Bonaventure defeated Siena 82-40 on Jan. 5, 2018 in Olean, NY

Siena held an opponent to 40 points or fewer: Siena scored the final seven points to grind past Saint Peter's 47-40 on Jan. 23, 2021 at the UHY Center in Loudonville, NY

Siena won by more than 30 points: Siena defeated Manhattan 89-54 at MVP Arena on Dec. 4, 2015

Siena lost by more than 30 points: St. Bonaventure defeated Siena 82-40 on Jan. 5, 2018 in Olean, NY

Five Siena players scored in double figures: Five Saints scored in double figures in Siena's season-opening 78-77 victory over Monmouth on Jan. 3, 2021 at the UHY Center

Siena grabbed more than 50 rebounds in a game: Siena pulled down 52 rebounds in a 100-89 triple overtime setback at Yale on Nov. 20, 2019 in New Haven

A Siena player scored 40 points or more in a game: Jalen Pickett posted the second highest single-game scoring total in program history, tallying 46 points in a 107-100 triple overtime loss to Quinnipiac on Feb. 17, 2019 at MVP Arena

A Siena player scored 35 or more points in a game: Jalen Pickett posted the second highest single-game scoring total in program history, tallying 46 points in a 107-100 triple overtime loss to Quinnipiac on Feb. 17, 2019 at MVP Arena

A Siena player scored 30 or more points in a game: Jalen Pickett posted the second highest single-game scoring total in program history, tallying 46 points in a 107-100 triple overtime loss to Quinnipiac on Feb. 17, 2019 at MVP Arena

A Siena player grabbed 20 rebounds in a game: OD Anosike had 21 rebounds in Siena's 79-75 win over Marist on January 27, 2013.

Siena made 15 or more three-pointers in a game: The Saints connected on 15 three-pointers in a loss at Fordham on 11/24/01

A Siena player had 10 or more assists in a game: Jalen Pickett posted his second straight double digit assist game, dishing out 11 dimes as Siena clinched the MAAC Regular Season Championship at Monmouth on Mar. 6, 2020

A Siena player had seven or more steals in a game: Jalen Pickett swiped all seven of Siena's steals vs. Colgate on Nov. 24, 2018 at MVP Arena

A Siena player had five or more blocks in a game: Javion Ogunyemi had five blocks in an 87-86 overtime defeat vs. Iona in the 2017 MAAC Championship Game

Siena failed to convert a free-throw: Siena went 0-2 from the free throw line in a 57-45 loss vs. Holy Cross on Nov. 18, 2018. Neither team made a free throw in the game, while combining for just three attempts. It marked the first time in 18 years - Dec. 10, 2000 at Marist (0-5) - that Siena failed to make a free throw

Siena failed to convert a 3-pointer: Siena missed all eight of its three-point attempts in an 80-73 loss vs. Canisius on Feb. 4, 2017 at MVP Arena. It marked the second time in 20 games in which the Saints were held without a three, after having gone the previous 221 games without a miss.

Siena did not miss a free-throw: Siena went a perfect 4-4 from the free throw line in an 83-65 loss at Georgetown on Nov. 19, 2021. It marked the first time in 14 years in which Siena was perfect from the charity stripe (11-11 vs. Saint Peter's on Feb. 4, 2007)

Siena player had a triple-double: Kojo Mensah had 20 points, 14 rebounds and 11 assists in Siena's 82-74 OT win over UAlbany on Dec. 3, 2005



Career Games Played/Started

	Career Games	Career Starts	Consec. Games	Consec. Starts
Jackson Stormo	28	21	3	3
Nick Hopkins*	23	19	12	3
Aidan Carpenter	20	10	2	2
Robert Mahala	16	0	0	0
Michael Baer*	12	4	12	0
Anthony Gaines*	12	12	12	12
Jayce Johnson*	12	1	12	0
Colby Rogers*	11	10	1	0
Jared Billups	10	4	10	4
Javian McCollum	9	1	1	0
Jordan Kellier*	7	1	7	0
Andrew Platek*	5	3	0	0
Michael Tertsea*	3	0	0	0
Aidan Dagostino	1	0	0	0
Steven Lazar	1	0	0	0
Taihland Owens	0	0	0	0

*At Siena

Leads and Deficits

Most points	83 at Army West Point (Nov. 30)
Fewest points	47 at #23/24 St. Bonaventure (Nov. 9)
Most points allowed	83 twice
Fewest points allowed	58 at Saint Peter's (Dec. 5)
Biggest win	16 at Army West Point (Nov. 30)
Biggest loss	28 twice
Biggest lead	24 at Saint Peter's (Dec. 5)
Biggest deficit	30 vs. Delaware (Nov. 13)
Biggest deficit overcome to win	18 at Marist (Jan. 14)
Biggest lead lost	13 vs. Manhattan (Dec. 3)
Biggest halftime lead	15 at Holy Cross (Dec. 11)
Biggest halftime deficit	14 at Marist (Jan. 14)
Biggest halftime deficit overcome to win	14 at Marist (Jan. 14)
Biggest halftime lead lost	4 vs. Manhattan (Dec. 3)
Most points in a half	55 (2nd) at Army West Point (Nov. 30)
Fewest points in a half	15 (2nd) at #23/24 St. Bonaventure (Nov. 9)
Most points allowed in a half	49 (2nd) vs. Yale (Nov. 16)
Fewest points allowed in a half	22 twice

Record by Starting Lineup

Starting Lineup	Record
Baer - Stormo - Gaines - Rogers - Carpenter	0-3
Baer - Stormo - Gaines - Rogers - Hopkins	0-1
Johnson - Stormo - Gaines - Rogers - Hopkins	1-0
Gaines - Stormo - Rogers - Platek - Hopkins	1-2
Gaines - Kellier - Billups - Rogers - McCollum	1-0
Gaines - Stormo - Billups - Rogers - Hopkins	1-0
Gaines - Stormo - Billups - Carpenter - Hopkins	2-0

Siena's Record When...

Leading at halftime	3-2
Trailing at halftime	3-4
Tied at halftime	0-0
Leading with 5:00 left	5-2
Trailing with 5:00 left	1-4
Tied with 5:00 left	0-0
Overtime	0-2
SC shoots 50% or better from field	2-0
SC shoots between 40-49.9% from field	3-2
SC shoots under 40% from field	1-4
Opponent shoots 50% or better from field	0-4
Opponent shoots between 40-49.9% from field	4-1
Opponent shoots under 40% from field	2-1
SC outrebounds opponent	3-1
Opponent outrebounds SC	2-3
Tied in rebounds	1-2
SC records 10 or more steals	2-1
SC records 15 or more assists	1-1
SC commits 15 turnovers or fewer	4-6
SC commits more than 15 turnovers	2-0
SC commits fewer turnovers than opponent	2-1
SC commits more turnovers than opponent	4-4
Tie in turnovers	0-1
SC shoots 70% or better from the free throw line	4-3
SC shoots under 70% from the free throw line	2-3
SC scores 59 points or fewer	0-3
SC scores between 60-69 points	3-2
SC scores between 70-79 points	2-1
SC scores 80 points or more	1-0
Opponent scores 59 points or fewer	2-0
Opponent scores between 60-69 points	4-1
Opponent scores between 70-79 points	0-2
Opponent scores 80 points or more	0-3
Four or more Saints score in double figures	4-0
Playing in November	2-5
Playing in December	2-1
Playing in January	2-0
Playing in February	0-0
Playing in March	0-0
Playing on Monday	1-0
Playing on Tuesday	1-2
Playing on Wednesday	0-0
Playing on Thursday	0-0
Playing on Friday	1-2
Playing on Saturday	1-1
Playing on Sunday	2-1
Playing in the day time (11 AM-5 PM start)	3-1
Playing at night (5 PM or later start)	3-5
Televised games	6-6
SC plays at MVP Arena	2-3
SC plays on the road	4-3
SC plays on a neutral court	0-0
SC plays west of Albany	0-1
SC plays east of Albany	1-0
SC plays north of Albany	0-0
SC plays south of Albany	3-2
Wearing white uniforms	3-3
Wearing green uniforms	3-1
Wearing gold uniforms	0-2
Wearing black uniforms	0-0

Keepin' Track of the MAAC

For all the latest MAAC Basketball News and Scores visit www.MAACSports.com



MAAC Standings (Through Wednesday)

Team	MAAC		Overall	
	W	L	W	L
1.) Iona	7	0	15	3
2.) Saint Peter's	4	1	6	6
3.) SIENA	3	1	6	6
4.) Quinnipiac	5	3	10	6
5.) Marist	3	4	8	8
Niagara	3	4	8	8
7.) Manhattan	2	3	9	5
Monmouth	2	3	10	6
9.) Fairfield	2	4	8	9
10.) Rider	1	5	5	11
Canisius	1	5	5	12

Today's Other MAAC Action

Rider at Canisius	7 PM
Saint Peter's at Niagara	7 PM

MAAC Preseason Coaches' Poll

1.) Iona (11)	121
2.) Saint Peter's	91
3.) Marist	75
4.) Monmouth	74
5.) Rider	73
6.) Fairfield	62
7.) Manhattan	58
8.) SIENA	54
9.) Quinnipiac	53
10.) Niagara	39
11.) Canisius	26

*First place votes in parenthesis

MAAC Weekly Honors

Date	Player of the Week	Rookie of the Week
Nov. 15	Marcus Hammond (NIA)	TJ Long (FFD)
Nov. 22	George Papas (MON)	Corey McKeithan (RID)
Nov. 29	Nelly Junior Joseph (ION)	TJ Long (FFD)
Dec. 6	George Papas (MON)	Jao Ituka (MAR)
Dec. 13	Shavar Reynolds (MON)	Jao Ituka (MAR)
Dec. 20	Jao Ituka (MAR)	Jao Ituka (MAR)
Dec. 27	Scott Hitchon (CAN)	Walter Clayton, Jr. (ION)
Jan. 3	Kevin Marfo (QU)	Walter Clayton, Jr. (ION)
Jan. 10	Dwight Murray, Jr. (RID)	Jared Billups (SIE)
Jan. 17	Jose Perez (MAN)	Jao Ituka (MAR)
Jan. 24		
Jan. 31		
Feb. 7		
Feb. 14		
Feb. 21		
Feb. 28		
Mar. 7		

Siena's MAAC and NCAA Rankings

Siena	Total	MAAC Rank*	NCAARank!
Points	65.0	11th	310th
Opp Points	70.0	7th	208th
Scoring Margin	-5.0	11th	300th
FG%	.422	8th	266th
Opp FG%	.449	9th	284th
FT%	.707	8th	177th
3-PT%	.349	2nd	114th
Opp 3-PT%	.353	11th	284th
3-PT/GM	7.2	5th	196th
Rebounds	33.3	10th	284th
Rebound Margin	-1.2	8th	255th
Assists	10.8	10th	317th
Steals	6.8	5th	180th
Blocks	3.8	3rd	114th
Turnovers	14.2	9th	276th
A/TO Ratio	0.75	10th	327th
Turnovers Forced	12.3	8th	250th
Turnover Margin	-1.9	11th	290th
Player			
Jackson Stormo	REB - 7.1	6th	169th
	BLK - 1.0	T-6th	229th
	OREB - 2.6	5th	127th
Colby Rogers	3FG% - .441	2nd	21st
	3FG/GM - 2.73	2nd	61st
	MIN - 32:21	6th	142nd
Nick Hopkins	3FG% - .415	5th	N/A
	3FG/GM - 1.83	T-9th	N/A
	STL - 1.8	T-2nd	106th
Jared Billups	BLK - 0.8	10th	N/A
Anthony Gaines	DREB - 5.1	7th	172nd
	MIN - 30.9	9th	N/A

*Out of 11 teams (Through Wednesday)

!Out of 350 ranked teams (Through Wednesday)

Quick Chart

Player Season and Career Highs (at Siena)

		2021-22	Career (at Siena)
0 Nick Hopkins	Points Rebounds Assists Steals Blocks	19 vs. Fairfield 1/9/22 8 vs. Fairfield 1/9/22 4 at Army West Point 11/30/21 4 at Marist 1/14/22 1 twice	Same Same Same Same Same
1 Jared Billups	Points Rebounds Assists Steals Blocks	11 three times 7 at Holy Cross 12/11/21 2 twice 2 three times 4 at Saint Peter's 12/5/21	Same Same Same Same Same
2 Javian McCollum	Points Rebounds Assists Steals Blocks	10 vs. Harvard 11/22/21 2 vs. Manhattan 12/3/21 6 at Georgetown 11/19/21 1 twice 1 vs. Manhattan 12/3/21	Same Same Same Same Same
3 Colby Rogers	Points Rebounds Assists Steals Blocks	20 vs. Delaware 11/13/21 7 vs. Harvard 11/22/21 3 twice 2 vs. Delaware 11/13/21 1 at Saint Peter's 12/5/21	Same Same Same Same Same
5 Jayce Johnson	Points Rebounds Assists Steals Blocks	10 at St. Bonaventure 11/9/21 5 twice 2 three times 1 three times 2 vs. Harvard 11/22/21	Same Same Same Same Same
11 Anthony Gaines	Points Rebounds Assists Steals Blocks	20 at Bucknell 11/28/21 10 twice 6 at Holy Cross 12/11/21 3 at Marist 1/14/22 2 three times	Same Same Same Same Same
13 Aidan Dagostino	Points Rebounds Assists Steals Blocks	- - - - -	- - - - -
14 Jordan Kellier	Points Rebounds Assists Steals Blocks	11 at Saint Peter's 12/5/21 10 at Saint Peter's 12/5/21 2 at Army West Point 11/30/21 1 four times 1 four times	Same Same Same Same Same
15 Robert Mahala	Points Rebounds Assists Steals Blocks	4 vs. Delaware 11/13/21 1 vs. Yale 11/16/21 1 vs. Yale 11/16/21 1 vs. Delaware 11/13/21 -	Same 4 vs. Manhattan 2/27/21 Same 1 three times 1 twice
21 Michael Tertsea	Points Rebounds Assists Steals Blocks	- 1 at St. Bonaventure 11/9/21 - - -	- Same - - -
22 Andrew Platek	Points Rebounds Assists Steals Blocks	12 at Georgetown 11/19/21 6 at Bucknell 11/28/21 5 at Georgetown 11/19/21 - -	Same Same Same - -
23 Taihland Owens	Points Rebounds Assists Steals Blocks	- - - - -	- - - - -
24 Michael Baer	Points Rebounds Assists Steals Blocks	4 twice 7 vs. Yale 11/16/21 3 vs. Delaware 11/13/21 3 at St. Bonaventure 11/9/21 1 twice	Same Same Same Same Same
25 Aidan Carpenter	Points Rebounds Assists Steals Blocks	15 twice 3 twice 3 twice 2 three times 1 three times	19 at Fairfield 1/10/21 3 three times 3 three times 2 five times 2 at Marist 1/31/21
33 Steven Lazar	Points Rebounds Assists Steals Blocks	- 1 vs. Yale 11/16/21 - - -	- Same - - -
55 Jackson Stormo	Points Rebounds Assists Steals Blocks	25 at Georgetown 11/19/21 11 at Georgetown 11/19/21 2 four times 2 at Army West Point 11/30/21 2 four times	Same Same 5 at Marist 1/31/21 3 at Marist 1/31/21 3 vs. Iona 3/10/21



Manhattan at Siena

12/03/21 Times Union Center, Albany, NY
2021-22 Men's Basketball

Game Time: 7:00 PM

Game Duration: 2:20

Attendance: 4,988

Officials: Matt Potter, Tony Crisp, Andy O'Brien

Manhattan - 77

Record: 6-1 (1-0)

NO.	Name		Min	FG		3P		FT		Rebounds			Fouls		TP	AS	TO	ST	Blocks		+/-
				M-A	M-A	M-A	M-A	OR	DR	TOT	PF	FD							BS	BA	
5	Samba Diallo	F	37:41	1-3	1-3	0-0	0-0	1	3	4	1	4	3	1	1	2	0	0	0	0	-5
23	Josh Roberts	F	12:58	1-1	0-0	0-0	0-0	0	3	3	1	0	2	0	1	1	0	0	0	0	-10
3	Ant Nelson	G	40:25	7-13	2-2	8-10	0	3	3	2	8	24	0	0	5	0	3	0	0	0	0
15	Jose Perez	G	39:57	7-18	0-3	9-12	1	3	4	3	7	23	3	4	2	0	0	8	0	0	8
30	Elijah Buchanan	G	30:13	2-6	1-3	0-0	1	4	5	4	0	5	4	5	2	0	1	8	0	0	15
00	Warren Williams		32:02	7-8	0-0	2-4	3	3	6	3	4	16	0	4	0	0	0	15	0	0	15
4	Samir Stewart		19:27	1-2	0-1	2-2	0	1	1	3	1	4	0	2	1	0	1	2	0	1	2
55	Nick Brennen		07:52	0-1	0-1	0-0	0	1	1	2	0	0	0	0	0	0	0	12	0	0	12
24	Marques Watson		02:56	0-0	0-0	0-0	0	0	0	0	0	0	0	0	0	0	0	-2	0	0	-2
2	Romar Reid		01:29	0-0	0-0	0-0	0	0	0	0	0	0	0	0	0	0	0	-3	0	0	-3
Team								1	1	2			0		0						
Totals				26-52	4-13	21-28	7	22	29	19	24	77	8	17	13	0	5	5			

Technical Fouls::NONE

Shooting By Period			
1 st	FG%	12-28	42.9%
	3PT%	1-8	12.5%
	FT%	3-4	75%
2 nd	FG%	12-20	60.0%
	3PT%	2-4	50.0%
	FT%	10-12	83.3%
OT	FG%	2-4	50.0%
	3PT%	1-1	100.0%
	FT%	8-12	66.7%
GM	FG%	26-52	50.0%
	3PT%	4-13	30.8%
	FT%	21-28	75.0%

Dead Ball Rebounds: 4, 4

Siena - 72

Record: 2-6 (0-1)

NO.	Name		Min	FG		3P		FT		Rebounds			Fouls		TP	AS	TO	ST	Blocks		+/-
				M-A	M-A	M-A	M-A	OR	DR	TOT	PF	FD							BS	BA	
55	Jackson Stormo	F	34:14	4-6	0-0	0-2	2	4	6	3	3	8	1	0	1	1	0	-13	1	0	-13
0	Nick Hopkins	G	22:18	2-6	1-5	0-0	0	1	1	2	1	5	0	2	2	0	0	-4	0	0	-4
3	Colby Rogers	G	38:40	5-12	2-6	0-0	0	2	2	3	0	12	2	3	1	0	0	12	0	0	12
11	Anthony Gaines	G	34:16	2-5	0-0	3-4	0	4	4	4	4	7	1	3	2	2	0	3	2	0	3
22	Andrew Platek	G	05:40	2-3	1-1	0-0	0	3	3	0	0	5	1	0	0	0	0	4	0	0	4
14	Jordan Kellier		12:17	1-2	0-0	0-0	1	2	3	2	3	2	0	1	1	1	0	2	1	0	2
1	Jared Billups		23:45	3-4	1-2	4-4	3	3	6	4	3	11	1	1	2	0	0	-5	0	0	-5
25	Aidan Carpenter		24:35	5-15	0-4	2-2	0	0	0	2	1	12	0	2	1	0	0	-17	0	0	-17
5	Jayce Johnson		12:35	1-2	0-1	2-6	0	0	0	2	4	4	0	1	0	0	0	-6	0	0	-6
2	Javian McCollum		12:33	2-3	2-3	0-0	1	1	2	2	0	6	1	1	1	1	0	-1	1	0	-1
24	Michael Baer		04:07	0-0	0-0	0-0	1	0	1	0	0	0	0	0	0	0	0	0	0	0	0
Team								0	1	1			0		1						
Totals				27-58	7-22	11-18	8	21	29	24	19	72	7	15	11	5	0	-5			

Technical Fouls::NONE

Shooting By Period			
1 st	FG%	15-29	51.7%
	3PT%	2-10	20.0%
	FT%	0-2	0%
2 nd	FG%	10-23	43.5%
	3PT%	4-10	40.0%
	FT%	8-12	66.7%
OT	FG%	2-6	33.3%
	3PT%	1-2	50.0%
	FT%	3-4	75%
GM	FG%	27-58	46.6%
	3PT%	7-22	31.8%
	FT%	11-18	61.1%

Dead Ball Rebounds: 4, 1

	MAN	SIENA
Biggest lead	7 (1 st OT 0:12)	13 (2 nd 12:39)
Best Scoring Run	11 (2 nd 9:57)	9 (1 st 7:26)
Lead Changes	9	
Times Tied	6	
Time with Lead	07:26	33:17

Points from	MAN	SIENA
Turnovers	15	20
Paint	38	30
Second Chance	8	7
Fast Breaks	8	4
Bench	20	35

Period by Period Scoring				
	1st	2nd	OT1	TOT
MAN	28	36	13	77
SIENA	32	32	8	72

2021-2022 Siena College Men's Basketball

Overall Statistics (as of Jan 14, 2022)

Overall Record: 6-6 Conf: 3-1 Home: 2-3 Away: 4-3 Neutral: 0-0

#	Player	GP-GS	MIN	AVG	FG		3PT		FT		Rebounds				PF	DQ	A	TO	BLK	STL	PTS	AVG
					FG-FGA	FG%	3FG-FGA	3FG%	FT-FTA	FT%	OFF	DEF	TOT	AVG								
03	Rogers, Colby	11-10	355	32.3	53-121	.438	30-68	.441	15-18	.833	5	16	21	1.9	31	2	16	18	1	7	151	13.7
55	Stormo, Jackson	11-11	317	28.8	50-98	.510	1-4	.250	14-26	.538	28	50	78	7.1	33	0	15	18	11	7	115	10.5
25	Carpenter, Aidan	8-5	176	22.0	32-76	.421	3-15	.200	15-18	.833	2	9	11	1.4	16	0	8	12	3	9	82	10.3
11	Gaines, Anthony	12-12	371	30.9	34-90	.378	5-19	.263	36-47	.766	10	61	71	5.9	24	2	17	27	8	9	109	9.1
22	Platek, Andrew	5-3	100	20.0	18-44	.409	5-16	.313	4-4	1.000	4	14	18	3.6	6	0	9	10	0	0	45	9.0
00	Hopkins, Nick	12-8	301	25.1	38-80	.475	22-53	.415	4-5	.800	6	28	34	2.8	11	0	21	8	2	21	102	8.5
01	Billups, Jared	10-4	255	25.5	20-41	.488	5-16	.313	17-20	.850	16	30	46	4.6	30	0	7	16	8	12	62	6.2
14	Kellier, Jordan	7-1	107	15.3	10-30	.333	5-15	.333	7-8	.875	7	24	31	4.4	10	0	2	7	4	4	32	4.6
02	McCollum, Javian	9-1	137	15.2	11-27	.407	8-20	.400	0-0	.000	1	6	7	0.8	10	0	15	12	1	2	30	3.3
05	Johnson, Jayce	12-1	143	11.9	9-33	.273	2-13	.154	10-25	.400	2	21	23	1.9	20	1	10	19	5	3	30	2.5
24	Baer, Michael	12-4	158	13.2	8-28	.286	1-9	.111	1-3	.333	5	19	24	2.0	9	0	8	14	2	6	18	1.5
15	Mahala, Robert	3-0	15	5.0	2-3	.667	0-0	.000	0-0	.000	0	1	1	0.3	0	0	1	0	0	1	4	1.3
13	Dagostino, Aidan	1-0	1	1.0	0-0	.000	0-0	.000	0-0	.000	0	0	0	0.0	0	0	0	0	0	0	0	0.0
33	Lazar, Steven	1-0	1	1.0	0-1	.000	0-1	.000	0-0	.000	1	0	1	1.0	0	0	0	0	0	0	0	0.0
21	Tertsea, Michael	3-0	13	4.3	0-3	.000	0-0	.000	0-0	.000	0	1	1	0.3	4	0	0	1	0	0	0	0.0
Total		12	2450	204.2	285-675	.422	87-249	.349	123-174	.707	101	299	400	33.3	204	5	129	171	45	81	780	65.00
Opponents			2450	204.2	307-683	.449	71-201	.353	155-220	.705	103	312	415	34.6	188	0	122	148	38	101	840	70.00

Team Statistics	Siena	OPP
SCORING	780	840
Points Per Game	65.0	70.0
Scoring Margin	-5.0	-
FIELD GOALS-ATT	285-675	307-683
Field Goal Pct	.422	.449
3 POINT FG-ATT	87-249	71-201
3PT FG Pct	.349	.353
3PT Made Per Game	7.3	5.9
FREE THROWS-ATT	123-174	155-220
FT Pct	.707	.705
FT Made Per Game	10.3	12.9
REBOUNDS	400	415
Rebounds Per Game	33.3	34.6
Rebounds Margin	-1.3	-
ASSISTS	129	122
Assists Per Game	10.8	10.2
TURNOVERS	171	148
Turnovers Per Game	14.3	12.3
Turnovers Margin	-2.0	-
Assist/Turnover Ratio	0.8	0.8
STEALS	81	101
Steals Per Game	6.8	8.4
BLOCKS	45	38
Blocks Per Game	3.8	3.2
ATTENDANCE	25,150	13,375
Dates/Avg Per Date	5-5,030	7-1,911
Neutral Site #/Avg	-	0-0

Conf	Date	Opponent	W/L	Score	Att.
	11/09/21	at St. Bonaventure	L	47-75	4,617
	11/13/21	DELAWARE	L	63-83	5,842
	11/16/21	YALE	L	54-82	4,729
	11/19/21	at Georgetown	L	65-83	4,460
	11/22/21	HARVARD	W	72-69	4,673
	11/28/21	at Bucknell	L (OT)	56-65	1,146
	11/30/21	at Army West Point	W	83-67	551
*	12/03/21	MANHATTAN	L (OT)	72-77	4,988
*	12/05/21	at Saint Peter's	W	60-58	483
	12/11/21	at Holy Cross	W	72-59	1,191
*	01/09/22	FAIRFIELD	W	69-62	4,918
*	01/14/22	at Marist	W	67-60	927

* = Conference game

Score by Periods	1st	2nd	OT	Total
Siena	361	405	14	780
Opponents	381	431	28	840

2021-2022 Siena College Men's Basketball Overall Statistics (as of Jan 14, 2022)

Conference Games Only

Conf: 3-1 Home: 1-1 Away: 2-0 Neutral: 0-0

#	Player	GP-GS	MIN	AVG	FG		3PT		FT		Rebounds				PF	DQ	A	TO	BLK	STL	PTS	AVG
					FG-FGA	FG%	3FG-FGA	3FG%	FT-FTA	FT%	OFF	DEF	TOT	AVG								
03	Rogers, Colby	3-2	95	31.7	15-34	.441	6-14	.429	6-8	.750	2	2	4	1.3	8	0	4	9	1	3	42	14.0
25	Carpenter, Aidan	4-2	88	22.0	21-48	.438	2-10	.200	9-12	.750	1	5	6	1.5	8	0	3	3	2	7	53	13.3
00	Hopkins, Nick	4-3	112	28.0	14-29	.483	6-19	.316	4-4	1.000	1	12	13	3.3	2	0	2	3	0	11	38	9.5
01	Billups, Jared	4-3	128	32.0	11-18	.611	1-5	.200	12-14	.857	5	15	20	5.0	13	0	4	9	6	5	35	8.8
11	Gaines, Anthony	4-4	123	30.8	9-30	.300	0-2	.000	14-20	.700	3	22	25	6.3	11	1	3	10	2	6	32	8.0
55	Stormo, Jackson	3-3	89	29.7	11-24	.458	0-0	.000	1-4	.250	8	13	21	7.0	10	0	5	3	3	1	23	7.7
22	Platek, Andrew	1-1	6	6.0	2-3	.667	1-1	1.000	0-0	.000	0	3	3	3.0	0	0	1	0	0	0	5	5.0
14	Kellier, Jordan	4-1	71	17.8	5-16	.313	3-8	.375	5-6	.833	4	16	20	5.0	7	0	0	5	1	3	18	4.5
02	McCollum, Javian	3-1	48	16.0	4-9	.444	4-7	.571	0-0	.000	1	2	3	1.0	4	0	3	6	1	1	12	4.0
05	Johnson, Jayce	4-0	41	10.3	2-8	.250	0-2	.000	2-6	.333	1	3	4	1.0	5	0	3	4	2	1	6	1.5
24	Baer, Michael	4-0	24	6.0	2-4	.500	0-0	.000	0-0	.000	1	4	5	1.3	1	0	0	2	1	1	4	1.0
Total		4	825	206.3	96-223	.430	23-68	.338	53-74	.716	29	103	132	33.0	69	1	28	56	19	39	268	67.00
Opponents			825	206.3	96-220	.436	15-57	.263	50-76	.658	26	109	135	33.8	74	0	35	62	12	37	257	64.25

Team Statistics	Siena	OPP
SCORING	268	257
Points Per Game	67.0	64.3
Scoring Margin	2.7	—
FIELD GOALS-ATT	96-223	96-220
Field Goal Pct	.430	.436
3 POINT FG-ATT	23-68	15-57
3PT FG Pct	.338	.263
3PT Made Per Game	5.8	3.8
FREE THROWS-ATT	53-74	50-76
FT Pct	.716	.658
FT Made Per Game	13.3	12.5
REBOUNDS	132	135
Rebounds Per Game	33.0	33.8
Rebounds Margin	-0.8	—
ASSISTS	28	35
Assists Per Game	7.0	8.8
TURNOVERS	56	62
Turnovers Per Game	14.0	15.5
Turnovers Margin	1.5	—
Assist/Turnover Ratio	0.5	0.6
STEALS	39	37
Steals Per Game	9.8	9.3
BLOCKS	19	12
Blocks Per Game	4.8	3.0
ATTENDANCE	9,906	1,410
Dates-Avg Per Date	2-4,953	2-705
Neutral Site #-Avg	—	0-0

Date	Opponent	W/L	Score	Att.
12/03/21	MANHATTAN	L (OT)	72-77	4988
12/05/21	at Saint Peter's	W	60-58	483
01/09/22	FAIRFIELD	W	69-62	4918
01/14/22	at Marist	W	67-60	927

Score by Periods	1st	2nd	OT	Total
Siena	117	143	8	268
Opponents	117	127	13	257

2021-22 SIENA MEN'S BASKETBALL TV/RADIO ROSTER



Nick Hopkins
Gr. • G • 6-0 • 171
Fayetteville, TN/
Fayetteville/Belmont



Jared Billups
Fr. • G • 6-4 • 189
Waldorf, MD/
McDonogh School



Javian McCollum
Fr. • G • 6-2 • 153
Fort Myers, FL/
Fort Myers




Colby Rogers
Jr. • G • 6-4 • 184
Covington, GA/Roselle
Catholic (NJ)/Cal Poly



Jayce Johnson
Sr. • G • 6-5 • 208
Buffalo, NY/Canisius/
Middle Tennessee



Anthony Gaines
Gr. • G • 6-5 • 203
Kingston, NY/New Hampton
School (NH)/Northwestern



Aidan Dagostino
Fr. • G • 6-1 • 147
Saratoga Springs, NY/
Saratoga Springs/
South Kent School (CT)




Jordan Kellier
Jr. • F • 6-6 • 226
Portmore, Jamaica/
Redemption Christian
Academy (NY)/Utah



Robert Mahala
Sr. • G • 6-5 • 171
Jackson, NJ/Christian
Brothers Academy



Michael Tertsea
R-Sr. • F • 6-10 • 237
Benue State, Nigeria/
The John Carroll
School (MD)/Gannon



Andrew Platek
5th. • G • 6-4 • 213
Guilderland, NY/Northfield
Mount Hermon School (MA)/
North Carolina



Taihland Owens
Fr. • G • 6-6 • 186
Canton, GA/Cherokee



Michael Baer
Gr. • F • 6-7 • 212
Bettendorf, IA/
Bettendorf/Iowa



Aidan Carpenter
So. • G • 6-4 • 195
Hamden, CT/
Lee Academy (ME)



Steven Lazar
So. • F • 6-6 • 174
Toronto, ON/
Crestwood Prep



Jackson Stormo
Sr. • F • 6-9 • 247
Santa Barbara, CA/
San Marcos/Pepperdine



Evan Franz
Fr.
Brunswick, NY/
Tamarac

Team Managers


Carter Morelli '22
Aidan Khoury '24
Michael McLoughlin '24
Jack Lumley '23
Thompson Collins '24

C Captain

COACHING STAFF



Carmen Maciariello '01
Head Coach
Third Season



Bobby Castagna
Assistant Coach




Greg Fahey
Assistant Coach



Marcus King
Assistant Coach



Matt Miner
Director of Basketball
Operations



Jonathan Pickett
Special Assistant to
the Head Coach



No.	Name	Cl.	Pos.	Ht.	Wt.	Hometown/High School/Previous School
0	Nick Hopkins	Gr.	G	6-0	171	Fayetteville, TN/Fayetteville/Belmont
1	Jared Billups	Fr.	G	6-4	189	Waldorf, MD/McDonogh School
2	Javian McCollum	Fr.	G	6-2	153	Fort Myers, FL/Fort Myers
3	Colby Rogers	Jr.	G	6-4	184	Covington, GA/Roselle Catholic (NJ)/Cal Poly
5	Jayce Johnson	Sr.	G	6-5	208	Buffalo, NY/Canisius/Middle Tennessee
11	Anthony Gaines	Gr.	G	6-5	203	Kingston, NY/New Hampton School (NH)/Northwestern
13	Aidan Dagostino	Fr.	G	6-1	147	Saratoga Springs, NY/Saratoga Springs/South Kent School (CT)
14	Jordan Kellier	Jr.	F	6-6	226	Portmore, Jamaica/Redemption Christian Academy (NY)/Utah
15	Robert Mahala	Sr.	G	6-5	171	Jackson, NJ/Christian Brothers Academy
21	Michael Tertsea	R-Sr.	F	6-10	237	Benue State, Nigeria/The John Carroll School (MD)/Gannon
22	Andrew Platek	5th.	G	6-4	213	Guilderland, NY/Northfield Mount Hermon School (MA)/North Carolina
23	Taihland Owens	Fr.	G	6-6	186	Canton, GA/Cherokee
24	Michael Baer	Gr.	F	6-7	212	Bettendorf, IA/Bettendorf/Iowa
25	Aidan Carpenter	So.	G	6-4	195	Hamden, CT/Lee Academy (ME)
33	Steven Lazar	So.	F	6-6	174	Toronto, ON/Crestwood Prep
55	Jackson Stormo	Sr.	F	6-9	247	Santa Barbara, CA/San Marcos/Pepperdine
	Evan Franz	Fr.				Brunswick, NY/Tamarac

PRONUNCIATION GUIDE

#13 Aidan Dagostino – Dag-oh-STEE-no
#14 Jordan Kellier – KELL-yurr
#15 Robert Mahala – Mah-HA-la
#21 Michael Tertsea – TERT-see-ah
#22 Andrew Platek – PLAY-tek
#23 Taihland Owens – TIE-land (like the country)
#24 Michael Baer – BARE (like the animal)
#33 Steven Lazar – Lah-ZARR
Carmen Maciariello – Mass-ah-RELL-oh
Bobby Castagna – Cuss-TAHN-yah

SIENASAINTS.COM