

December (0-0)

22	at Drexel%	Canceled
29	TOWSON>	Canceled

January (8-2)

3	MONMOUTH*>+	W, 78-77
4	MONMOUTH*>#	W, 76-62
9	at Fairfield*+	W, 74-58
10	at Fairfield*#	W, 75-68
15	at Rider*+	W, 78-69
16	at Rider*#	W, 74-72
22	SAINT PETER'S*!	L, 68-62
23	SAINT PETER'S*>#	W, 47-40
30	at Marist*+	L, 55-54
31	at Marist*#	W, 63-50

February (1-1)

20	at Niagara*#	L, 64-62
21	at Niagara*#	W, 68-66
24	QUINNIPIAC*>^	Canceled
26	MANHATTAN*>+	5 PM
27	MANHATTAN*>#	7 PM
27	at Iona*^	Canceled
28	at Iona*^	Canceled

March (0-0)

4	CANISIUS*>^	7 PM
5	CANISIUS*>^	7 PM
8	MAAC 6-11 Game\$+	7 PM
9	MAAC First Round\$^	TBA
10-11	MAAC Quarterfinals\$^	TBA
12	MAAC Semifinals\$^	TBA
13	MAAC Championship\$!	4 PM

All times are Eastern Standard Time

Home Games in **BOLD CAPS**

*MAAC Game

%FloHoops

>My4 Albany

+ESPN+

#ESPN3

^ESPN3 or ESPN+

!ESPNU

\$Hercules Tires MAAC Championships
(Atlantic City, NJ)

GAMES #13 & 14



Siena (9-3, 9-3) vs. Manhattan (6-9, 5-9)

Friday, Feb. 26 - 5 PM / Saturday, Feb. 27 - 7 PM
UHY Center (2,148) - Loudonville, NY

FRIDAY
TV: **ESPN+** RADIO: **TALK 1300AM & 98.7 FM** ONLINE: **STREAMING LIVE**
SATURDAY
ESPN 3
Robert Lee
Kelly O'Donnell

A.J. Kanell
Andy Grazulis

Siena College Athletic Communications
Marcelle Athletic Complex
515 Loudon Road - Loudonville, NY 12211-1462
Ph: 518-783-2377 - SienaSaints.com
Assistant Athletic Director for Communications: Mike Demos
Press/Cell Phone: 336-675-7374
E-mail: mdemos@siena.edu

Previous Starters

2020-21 Stats

# - POS	NAME/CL/HT/WT/HOMETOWN	PPG	RPG	APG	MPG
3 - G/F	Manny Camper* (Sr., 6-7/216, Chestertown, MD)	13.3	10.5	4.3	37.4
55 - F	Jackson Stormo (Jr., 6-9/247, Santa Barbara, CA)	9.3	5.7	1.0	23.3
25 - G	Aidan Carpenter (Fr., 6-5/185, Hamden, CT)	6.1	1.5	1.2	24.6
14 - G	Jordan King (So., 6-0/175, Albany, NY)	12.8	1.4	2.2	33.0
22 - G	Jalen Pickett (Jr., 6-4/202, Rochester, NY)	12.2	6.7	4.2	35.2

Reserves (Listed Numerically)

# - POS	NAME/CL/HT/WT/HOMETOWN	PPG	RPG	APG	MPG
0 - G	Nick Hopkins (Gr., 6-0/174, Fayetteville, TN)	7.8	3.2	1.0	33.8
1 - F	Colin Golson, Jr. (Fr., 6-7/222, Detroit, MI)	4.0	2.9	0.1	14.6
11 - F	Bennett Kwiecinski (Fr., 6-8/185, Wilmette, IL)	0.5	0.5	0.0	6.2
12 - F	Kyle Young (So., 6-9/240, Stewartsville, NJ)	7.0	3.6	0.3	12.6
15 - G	Robert Mahala* (Jr., 6-5/170, Jackson, NJ)	0.0	0.0	0.0	0.7
20 - F	Denzel Tchougang (Sr., 6-10/229, Geneva, Switzerland)	N/A	N/A	N/A	N/A
24 - F	Harrison Curry (Gr., 6-7/257, Ann Arbor, MI)	1.7	1.3	0.0	5.7
33 - F	Steven Lazar (Fr., 6-8/174, Toronto, ON)	N/A	N/A	N/A	N/A
42 - F	Kyle Arrington (Sr., 6-10/262, Council Bluffs, IA)	N/A	N/A	N/A	N/A

*Captain



@SienaSaints
@SienaMBB



SienaSaints
SienaBasketball



@SienaSaints
@SienaMBB



thesienasaints

SIENASaints.com

#MARCH ON



The Series With Manhattan

104th/105th Meetings: Manhattan leads, 55-48



Home - 29-34
Division I - 42-38
MAAC - 29-32

Last Meeting - #1 Siena 63, #9 Manhattan 49
Mar. 11, 2020 - Atlantic City, NJ (MAAC Quarterfinals)

Of Note

The home team has won 18 of the past 22 meetings between the programs
Siena has captured 15 of the last 17 matchups in the Capital Region
Manhattan (29-32) is one of just two all-time MAAC programs (Monmouth 5-11) that the Saints have an all-time conference regular-season losing record against
Manny Camper averaged 17.7 points and 10.7 rebounds in the three meetings last season
Carmen Maciariello is 2-1 vs. Manhattan
Steve Masiello is 9-12 vs. Siena

Last Meeting

Siena set a program MAAC Tournament record for fewest points allowed (49)

The Saints limited the Jaspers to just 34.5% shooting, including only 4-18 from three

Siena went on a 10-1 run early in the second half to push the lead to 16 and pull away

Manny Camper led the Saints with 15 points, nine rebounds, and a career-high six assists

Pauly Paulicap posted a double-double to pace Manhattan with 12 points and 12 rebounds

Siena vs. the Metro Atlantic Athletic Conference

356-263 (.575) all-time overall in MAAC competition

316-238 (.570) all-time in MAAC Regular Season action

419-367 (.533) all-time overall vs. the 10 other programs which currently comprise the MAAC



Won at least a share of eight MAAC Regular Season Championships, and captured six MAAC Tournament titles (1999, 2002, 2008, 2009, 2010, 2020)



Siena vs. the MAAC

All-Time Regular Season (32nd Season)

Canisius	34-28
Fairfield	36-27
Fordham	1-1
Holy Cross	1-1
Iona	35-26
La Salle	3-2
Loyola (MD)	31-16
Manhattan	29-32
Marist	29-19
Monmouth	5-11
Niagara	37-26
Quinnipiac	8-5
Rider	30-16
Saint Peter's	37-28
TOTAL	316-238

	Tale of the Tape	
9-3	Record	6-9
9-3	MAAC	5-9
132*	NET	272
67.6*	Points	63.2
62.4	Opp Points	66.9
.451	FG%	.365
.411	OPP FG%	.419
.347	3FG%	.272
.660	FT%	.679
35.5	Rebounds	37.0
12.9	Assists	12.2
12.4	Turnovers	15.2
3.0	Blocks	3.7
5.4	Steals	7.6

*Leads MAAC

(Through Thursday)

Carmen Maciariello

Siena '01

Second Season

29-13 (.690)



Siena Basketball alumnus is 18th head coach in program history

42-year-old native of nearby Clifton Park led Siena to program's first MAAC Championship in a decade in just his first season at the helm last winter

Only one of 61 new Division I coaching hires in 2019-20 to lead his team to an outright conference championship

Named one of the "Top-12 Most Immediately Successful Hires of the 2019-20 Season" by CBS Sports' Matt Norlander

Led Siena to season-ending 10-game winning streak to cap 2019-20, and a perfect 14-0 mark at the Times Union Center

Developed three All-MAAC selections in first season leading the program, including MAAC Player of the Year Jalen Pickett

Former Siena Basketball Director of Basketball Operations (2005-06), returned to program as an assistant coach in 2018-19 prior to promotion

Graduated cum laude from Siena in 2001, while helping guide the Saints to 20 wins and a share of the MAAC Regular Season Championship during his senior season, after having sat out the previous year per NCAA transfer regulations following his matriculation from the University of New Hampshire

Spent 11 seasons as a Division I assistant coach, which has included stops at Siena (2018-19), George Washington (2014-18), Boston University (2011-14), and Fairfield (2008-11)

As an assistant coach, teams made seven national postseason tournament appearances while averaging 20.5 wins and a .624 winning percentage, and has also helped guide his programs to a 124-70 (.639) conference mark and, including his time as an undergraduate at Siena, has won a conference regular season or postseason title at each school

2012 Capital District Basketball Hall of Fame inductee

1996 *Albany Times Union* Player of the Year at Shenendehowa High School

Married to wife, Laura, and has a three-year-old daughter, Reese (turns four Mar. 17), and a newborn son, Matteo (born May 12)





QUICK HITS



Siena enters the penultimate weekend of the regular season in second place in the MAAC Standings

At 9-3, the Saints boast the MAAC's best league winning percentage

Siena stands one win behind league frontrunner Monmouth, who is currently on pause

MAAC Tournament seedings will be decided by most conference wins due to the uneven amount of games played this season

The Saints are scheduled to play their final four regular season games at home

Siena is 17-1 in the Capital Region under head coach **Carmen Maciariello**

The Saints posted a 16-game homecourt win streak from Nov. 5, 2019 - Jan. 4, 2021

Siena has posted a 21-4 (.840) overall record over its past 25 games

The Saints tallied a program record-tying 16-game win streak from Feb. 23, 2020 - Jan. 16, 2021

Siena is looking to snap a three-game losing streak in series openers, albeit the three defeats have been by a total of just nine points

The Saints are 3-3 in series openers, and a MAAC-best 6-0 in series finales

Siena is allowing 5.5 fewer points while averaging 7.2 more FT attempts in Game Two's

Senior captain **Manny Camper** is one of 10 finalists for the prestigious Senior CLASS Award

Camper is the program's first-ever national finalist, and just the College's second all-time (**Tom Morr** - 2012, Men's Lacrosse)

To be eligible for the honor, a student athlete must be classified as an NCAA Division I senior and have notable achievements in four areas of excellence: community, classroom, character, and competition

Camper currently leads the MAAC in both rebounding (10.5 - 12th nationally), assists (4.3), defensive rebounding (7.67 - 11th nationally), and minutes (37:24 - eighth nationally)

Camper also ranks fifth in the MAAC in scoring (13.3), as he is averaging a double-double for the second straight season

Maciariello is off to the best 42-game head coaching start in program history (29-13)

Maciariello is also off to the tied for fourth best head coaching start in the MAAC's 40-year history

Siena returned to action last weekend for its first February contests following its fourth pause

The Saints went 20 days between games, from their Jan. 31 win at Marist to their Feb. 20 defeat at Niagara

The latest pause was the team's first since officially beginning their season Jan. 3

Siena previously paused team activities due to COVID-19 Nov. 13, Dec. 8, and Dec. 18

From Nov. 12 to their season opener Jan. 3 (52 days), the Saints had a total of just 11 days of full team activities

Prior to Nov. 12, Siena had gone unscathed since the start of the pandemic

When Siena debuted Jan. 3, they were the second-to-last Division I team which had planned to start their season on-time that had yet to play (Merrimack)

Jan. 3 marked the latest start to a season-opener in the program's history

The program's previous latest start was Dec. 11, 1954 vs. Buffalo

The Saints rank 19th nationally in scoring defense, allowing just 64.2 points per game

Siena stands 67th nationally in field goal percentage defense (.411)

The Saints have allowed an average of just 55.0 points over their past five games

Junior standout **Jalen Pickett** became the 45th player in program history to score 1,000 career points in a Jan. 9 win at Fairfield

The reigning MAAC Player of the Year and unanimous MAAC Preseason Player of the Year became the eighth fastest player in program history to score 1,000 points (65 games)

Pickett also currently ranks tied for second all-time in program history in assists per game (6.1) and seventh in career assists (434)

Pickett, who missed three games in mid-January (hamstring), leads the MAAC in assist-to-turnover ratio (2.24), and ranks third in assists (4.2), eighth in rebounding (6.7), and tied for eighth in blocks (1.0)

The Saints averaged 75.8 points in starting the season a perfect 6-0

Consistent Siena scored between 74-78 points in all six games

The Saints have averaged 59.3 points over their past six games in going 3-3

Siena has failed to score 70 points in any of its past six games

The Saints have been ranked three times in the College Insider Mid-Major Top-25

Siena was ranked in the Top-25 in the preseason poll (21st), and in each of the final two polls of January (22nd on Jan. 19, 23rd on Jan. 26)

The Saints had previously last cracked the Top-25 in the 2016-17 preseason poll (22nd)

Siena was amongst teams receiving votes in each of last year's final two polls

Siena swept the MAAC Weekly Awards in consecutive weeks (Jan. 11, Jan. 18)

Impressively, four different Saints each earned their first collegiate honors

Camper and **Aidan Carpenter** swept honors for the Week of Jan. 11

Jordan King and **Colin Golson, Jr.** completed the consecutive sweeps Jan. 18

A former preferred walk-on, the sophomore King ranks ninth in the MAAC in scoring (12.8)

Siena has won 10 of their last 12 true road games dating back to last season

The Saints won a program record eight straight true road games from Feb. 23, 2020 - Jan. 16, 2021

Siena opened the season with six straight wins to mark the program's second-best Division I start (9-0 to begin the 1985-86 season)

The Saints didn't suffer their first loss of the season until Jan. 22, marking the latest calendar loss to start a season in program history

Defending MAAC Champion Siena opened its milestone 80th season on Jan. 3

The season-opener was the Saints' first game played in 298 days, since defeating Manhattan in the MAAC Quarterfinals on Mar. 11, 2020

The 298-day span between games marked the program's longest since pausing play from 1943-46 due to World War II

Siena opened last season on Nov. 5, marking their earliest-ever start

The Saints' back-to-back games vs. Monmouth to open the season marked the first time they had ever played the same team on consecutive days

The last time Siena had faced the same opponent in consecutive games

was when they beat Fresno State three straight in the best-of-three CBI Championship Series in 2014

Siena Game 1 vs. Game 2 of Weekend		
	G1	G2
Record	3-3	6-0
FT ATT	16.0	23.2
REB Margin	+0.5	+5.3
OPP PPG	65.2	59.7
Camper REB	9.0	12.0

Longest All-Time Siena Road Win Streaks

1.) Feb. 23, 2020 - Jan. 16, 2021	8
2.) Feb. 23, 1985 - Jan. 23, 1986	7

Longest All-Time Siena Win Streaks

1.) Feb. 7, 2020 - Jan. 16, 2021	16
Feb. 25, 1950 - Dec. 28, 1950^	16
3.) Dec. 23, 2009 - Feb. 8, 2010	15

Longest All-Time Siena Home Win Streaks

1.) Feb. 29, 2008 - Mar. 8, 2010	38
2.) Dec. 5, 1987 - Dec. 11, 1989	26
3.) Jan. 29, 1949 - Jan. 14, 1950^	22
4.) Jan. 11, 1951 - Dec. 17, 1952^	19
5.) Nov. 5, 2019 - Jan. 4, 2021	16

Best Siena Starts to a Season

1.) 1949-50^	14-0
2.) 1985-86	9-0
1950-51^	9-0
4.) 2020-21	6-0
1972-73^	6-0

Latest Calendar Loss to Start a Season

1.) 2020-21	Jan. 22
2.) 1942-43^	Jan. 15
3.) 1949-50^	Jan. 11
4.) 1941-42^	Jan. 10
5.) 1985-86	Jan. 4

^Pre-Division I (1976-77)

Best 42-Game Coaching Starts (Siena History)

1.) Carmen Maciariello	2019-21	29-13
2.) Paul Hewitt	1997-99	28-14
Mike Deane	1986-88	28-14
Bill Kirsch	1972-74	28-14

Best 43-Game Start

Paul Hewitt	1997-99	29-14
Mike Deane	1986-88	29-14
Bill Kirsch	1972-74	29-14

Best 44-Game Start

Paul Hewitt	1997-99	30-14
Bill Kirsch	1972-74	30-14

Best 42-Game Coaching Starts (MAAC History)

1.) Tim Welch, Iona	1995-97	31-11
Ted Fiore, Saint Peter's	1986-88	31-11
3.) Fran Frascilla, Manhattan	1992-94	30-12
4.) Carmen Maciariello, Siena	2019-21	29-13
Tim Cluess, Iona	2010-12	29-13
Mitch Buonaguro, Fairfield	1985-87	29-13

Fastest to 30 Wins (MAAC History)

1.) Tim Welch, Iona	1995-97	41
Fran Frascilla, Manhattan	1992-94	41
Ted Fiore, Saint Peter's	1986-88	41
4.) Tim Cluess, Iona	2010-12	43
5.) Mitch Buonaguro, Fairfield	1985-87	45



QUICK HITS



Siena is the unanimous selection to repeat as MAAC Champions

The Saints received all 11 first-place votes and the maximum 121 points

Siena is the MAAC preseason favorite for the first time in 11 years

The Saints won their third straight MAAC Championship the last time they were picked to win the league in 2009-10

Siena is the unanimous MAAC preseason favorite for the first time in 12 years (2008-09)

Pickett is the unanimous MAAC Preseason Player of the Year

Pickett is the first unanimous MAAC Preseason Player of the Year since **Justin Robinson** of Monmouth in 2016-17

Pickett is MAAC Preseason Player of the Year for the second straight season

Pickett became just the second-ever sophomore in league history to be named the MAAC Player of the Year last season (**Lionel Simmons**, La Salle: 1987-88)

Pickett was joined as a unanimous selection on the MAAC Preseason First Team by teammate Camper

Camper and Pickett are the first Siena teammates to be named Preseason First Team All-MAAC selections since **Brett**

Bisping and Ogunyemi in 2016-17.

Camper returns to Siena for his senior season after testing the NBA Draft waters this summer

Pickett has also been named to both the Lute Olson (top Division I player) and Lou Henson Award (top DI mid-major player)

Preseason Watch Lists

Pickett is one of only 11 players on the Olson Award Watch List who doesn't play for a high-major team

Siena welcomes back six letterwinners and two starters from last year's team

The Saints return 51% of their scoring output from last year's team

Pickett and **Manny Camper** account for 78% of the team's returning scoring

Siena welcomes eight newcomers including four true freshmen to this year's squad

The Saints added four total transfers, including a pair of graduate transfers

Siena's diverse 2020-21 roster features a total of 14 players hailing from nine different states and two foreign countries

The Saints boast the seventh tallest team nationally, with an average height of 78.36 inches

Siena began its home slate on campus at the newly-named UHY Center

The Saints' season-opener Jan. 3 vs. Monmouth marked the program's first regular season game at the facility in 24 years, spanning a total of 8,720 days since hosting Loyola (MD) on Feb. 18, 1997

Siena's last postseason game on campus was a victory over Fresno State to win the CBI Championship on Apr. 5, 2014

The former Alumni Recreation Center served as the program's exclusive home from 1974-90, and part-time home from 1990-97

The Saints hold a stellar 213-61 (.777) all-time record at the UHY Center

Siena posted a perfect 14-0 home record last season at the Times Union Center, the program's exclusive home since 1997

The Saints averaged 6,228 fans last season at the Times Union Center

Siena ranked 83rd nationally in average home attendance, cracking the top-100 for the 23rd straight season

The Saints ranked #1 amongst all Northeast mid-major programs in average attendance, and 12th overall nationally amongst mid-majors, and were third overall amongst all of New York's Division I programs

Siena captured the program's eighth MAAC Regular Season Championship (and fourth outright) last season

The Saints were also later awarded the program's sixth MAAC Tournament Championship and seventh NCAA automatic qualifier on Mar. 24, by virtue of being the highest remaining seed following the cancellation of the MAAC Tournament on Mar. 12

The championship was Siena's first in a decade, since completing their MAAC three-peat in 2010

The Saints achieved the program's 21st 20-win season and first in four years

Siena posted a 20-10 overall record, including a 15-5 mark in the MAAC

The Saints won the MAAC Championship after being predicted to finish sixth according to the league's preseason coaches' poll, and only two seasons removed from a tied for last place finish

Siena's 104-spot improvement in the NET rankings from the year prior marked the 15th biggest turnaround nationally

The Saints' ended the season riding the nation's seventh longest active win streak (10), and were one of just 13 Division I teams nationally to go undefeated at home (14-0)

Carmen Maciariello was the only one of the 61 Division I head coaching hires in 2019-20 to win his league's regular season title outright

Maciariello's 20 victories were tied for the most-ever by a first-year Siena coach

Siena boasted three All-MAAC selections for just the fifth time in 31 years

Jalen Pickett was named the MAAC Player of the Year and was joined on the First Team by Manny Camper

Elijah Burns was named a Second Team All-MAAC selection

Pickett and Camper each enjoyed breakout 2019-20 seasons

Pickett was named to the Lou Henson All-America Team, and was an NABC District 1 honoree and USBWA All-District II

Pickett became the first Siena player in 55 years to be named an All-ECAC First Team honoree (**Jack Mulvey** - 1965)

Pickett became the only player in the last quarter century to average at least 15 points (15.1), six assists (6.0), one block (1.1) and one steal (1.0) per game (according to Heat Check CBB)

Pickett ranked seventh nationally in assist-to-turnover ratio (3.30), 20th in assists, and 21st in minutes (36.9)

Pickett also ranked fourth in the MAAC in scoring, sixth in blocks, and seventh in threes (58)

Over his final 15 games, Pickett averaged 7.7 assists while achieving a 3.97 assist-to-turnover ratio (115/29)

Camper eclipsed his scoring, rebounding, assist, and block totals from his first two seasons combined

Camper was one of just 29 Division I players nationally to average a double-double with 13.7 points and 10.4 rebounds

Camper ranked in the top-50 nationally in defensive rebounding (16th - 7.53), rebounding (22nd), double-doubles (26th - 14), and minutes (47th - 36.1)

Camper also ranked second in the MAAC in rebounding, offensive rebounding (2.83), and defensive rebounding, and 10th in field goal percentage (.480)

Siena led the MAAC in field goal percentage (.459 - 64th nationally), scoring margin (+4.5), scoring offense (72.2), and three-point field goal percentage defense (.318) last season

The Saints ranked in the top-100 nationally in rebound margin (+4.6 - 46th nationally) and three-point field goal percentage (.355 - 67th)

The Saints were 14-1 last season when allowing less than 70 points, and 19-3 when holding the opponent under 50% shooting

Siena was 6-2 in games decided by three points or less last season

The Saints completed the program's first 7-1 February in 13 years, since also going 7-1 in February 2007

Tied for Siena's best Month of February in 29 years, since going 8-1 in 1991

The Saints scored first in 13 straight games from Jan. 17 - Feb. 28

Siena scored on its first possession 11 times during that stretch, and made their first field goal attempt seven times

The Saints posted at least one win on every day of the week last season

Siena was most prolific on Friday's with seven victories, posting a 7-2 record

Tallest Division I Teams*

1.) Utah State	79.31
2.) Stanford	79.06
3.) Boise State	78.86
4.) Florida State	78.57
Texas	78.57
6.) UCF	78.44
7.) SIENA	78.36

*Average height in inches



OF NOTE



Last Time Out: Siena 68, Niagara 66 (Feb. 20 - Niagara University, NY)
Jackson Stormo scored the game-winning layup with 0.2 seconds remaining
 Siena shot an even 50% from the field and was +13 (37-24) in rebounding
Manny Camper tallied 18 points, nine rebounds, and a career-high eight assists
 Stormo finished with 13 points on 6-8 shooting and eight rebounds

By The Numbers

298

Days from the time Siena ended last season until it opened this season

4

Separate pauses Siena has endured since Nov. 13

11

Days of full team activities from Nov. 13 to the Jan. 3 season-opener

61

Maciariello was the only one of 61 new DI hires in 2019-20 to win his league's regular season title outright

29-13

Maciariello's record through 42 games, which marks the best start in program history

78.36

Siena's average height in inches, which ranks seventh tallest nationally

51

Percentage scoring output Siena returns from last season

78

Percent of returning scoring output from last season which Pickett and Camper account

104

Siena's improvement in the NET Rankings last year, tied for 15th best nationally

959

Points Pickett scored by the end of his sophomore season (second best in Siena history)

48

King's career three-point percentage in 18 MAAC road games (38-80)

6,228

Siena's average home attendance last season, the program's highest in four years

1

Siena's ranking in average attendance among 56 DI Northeast Mid-Major programs

8,720

Days Siena went between regular season home games at the UHY Center

21-4

Siena's record under Maciariello when holding the opposition to under 70 points

14-2

Siena's record under Maciariello when four or more players score in double figures

28-6

Siena's record under Maciariello when holding the opponent to under 50% shoot-

9-4

Siena's record under Maciariello in games decided by three points or less

Points: Margin of Victory

1	2	3	4	5	6	7	8	9	10	11	12	13	14	15+
1	2	0	0	0	0	2	0	1	0	0	0	1	1	1

Points: Margin of Defeat

1	2	3	4	5	6	7	8	9	10	11	12	13	14	15+
1	1	0	0	0	1	0	0	0	0	0	0	0	0	0

INDIVIDUAL CAREER TOTALS*

	'20-'21	CAREER
DOUBLE DIGIT SCORING		
Jalen Pickett	6	57
Manny Camper	9	38
Jordan King	7	10
Jackson Stormo	7	7
Nick Hopkins	4	4
Kyle Young	3	5
Aidan Carpenter	2	2
Colin Golson, Jr.	1	1
40 POINT GAMES		
Jalen Pickett	0	1
30 POINT GAMES		
Jalen Pickett	0	1
20 POINT GAMES		
Jalen Pickett	1	16
Manny Camper	0	5
Jordan King	3	3
10 REBOUND GAMES		
Manny Camper	7	25
Jalen Pickett	1	4
Jackson Stormo	1	1
Kyle Young	1	1
10 ASSIST GAMES		
Jalen Pickett	0	8
TRIPLE DOUBLES		
None		
Last: Dec. 3, 2006 Kojo Mensah vs. UAlbany		
DOUBLE DOUBLES		
Manny Camper	5	19
Jalen Pickett	1	11
Kyle Young	1	1
FIVE OR MORE THREES IN A GAME		
Jalen Pickett	0	3
Jordan King	1	1

*At Siena

Team Leaderboard (Games)

Scoring: King (5), Camper (3), Pickett (3), Carpenter (2), Stormo (2)

Rebounding: Camper (9), Pickett (2), Young (1)

Minutes: Camper (10), Pickett (2), Carpenter (1), King (1)

Double-Figures Scoring: Camper (9), King (7), Stormo (7), Pickett (6), Hopkins (4), Young (3), Carpenter (2), Golson, Jr. (1)

Double-Doubles: Camper (5), Pickett (1), Young (1)

Siena and the Times Union Center

Siena Basketball achieved the highest average home attendance amongst all 56 Northeast mid-major programs during the 2019-20 season, according to the NCAA Division I Men's Basketball Attendance Report. Moreover, the Saints broke the top-100 nationally overall in attendance for the 23rd straight season, ranking 83rd overall out of 350 Division I programs with an average of 6,228 fans per game.

Siena leapfrogged Atlantic 10 foe Rhode Island for top billing in Division I Men's Basketball attendance amongst all Northeast mid-major programs during the 2019-20 season. The Northeast is comprised of nine states according to the United States Census Bureau: Connecticut, Maine, Massachusetts, New Hampshire, New Jersey, New York, Pennsylvania, Rhode Island, and Vermont. Mid-major teams are defined as programs from the 25 conferences which do not comprise "high majors," which are the Power 5 (ACC, Big Ten, Big 12, Pac-12, and SEC), AAC, and Big East.

Siena improved 11 spots in the national average attendance rankings this past winter to finish 83rd overall, marking the program's highest mark in five years dating back to a ranking of 82nd for the 2014-15 season. The Saints have now ranked in the top-100 nationally in attendance for each of the past 23 seasons, coinciding with the program's full-time move downtown beginning in 1997-98. Siena also stood 12th overall nationally in average home attendance amongst all 263 mid-major programs, an improvement of seven spots from the previous season.

The Saints' average attendance of 6,228 during the 2019-20 season at the Times Union Center was the program's highest mark in four years since averaging 6,269 fans in 2015-16, and outranked the NCAA average of 4,601 by more than 26%. Siena saw an increase in average home attendance of 461 spectators from the 2018-19 campaign, as the 7% improvement was the program's highest in 11 years since achieving a 14% increase in 2008-09 from the 2007-08 season. Additionally, the Saints boasted a pair of capacity crowds of 7,146 fans last season against Manhattan (Feb. 16) and in the home finale vs. Niagara (Mar. 4).

Siena ranked third in average home attendance amongst the 22 Division I programs from the state of New York, trailing only national leader Syracuse and other high-major competitor St. John's. However, the Saints outranked 16 high-major programs nationally, including nine Power 5 teams in Boston College, California, Georgia Tech, Miami, Northwestern, Oregon State, Stanford, USC, and Washington State.

The stellar fan support helped propel Siena to a perfect 14-0 record at the Times Union Center last season, as the Saints were one of just 13 Division I teams nationally to go undefeated at home in 2019-20. Siena achieved an unblemished home mark for the third time in 23 seasons since making the full-time move downtown (17-0 in both 2008-09 and 2009-10), and the 14-game win streak in Albany marks the second longest in program history (38 straight between 2008-10). The Saints won by an average of 11.1 points per game at home this past winter, and trailed for a total of just 14:09 over their final seven games at the Times Union Center.

Siena has now drawn more than 2.5 million fans over 394 all-time games at the Times Union Center, dating back to the program's first home contest in the facility during the 1990-91 season. The Saints welcomed their two-millionth fan on Dec. 23, 2014 vs. Cornell, and have drawn crowds in excess of 10,000 on 33 occasions. Siena holds a 262-132 (.665) all-time record at the Times Union Center, including a stellar 247-110 (.692) mark since permanently making the facility its home beginning with the 1997-98 season.



Siena Individual Career Records

		Points
1.)	Marc Brown	1987-91 2,284
35.)	Mike Seymour	1967-70 1,121
36.)	Tommy Mitchell	2001-05 1,115
37.)	Matt Brady	1983-87 1,106
38.)	Tim Hill	1952-56 1,092
39.)	Dan Terwilliger	1978-82 1,086
40.)	Mike Brown	1988-93 1,083
41.)	Ronald Moore	2006-10 1,070
42.)	Jalen Pickett	2018-pres. 1,069
		Points Per Game
1.)	Fred Shear	1970-73 20.3
2.)	Marc Brown	1987-91 18.6
3.)	Bob Hermann	1967-70 18.0
4.)	Steve Walters	1972-76 17.3
5.)	Doremus Bennerman	1990-91 16.9
6.)	Mike Seymour	1967-70 16.2
7.)	Mark Palinski	1964-67 16.1
8.)	Rod Brooks	1971-74 15.5
9.)	Tim Hill	1952-56 15.4
10.)	Michael Haddix	2002-07 15.2
11.)	Jalen Pickett	2018-pres. 15.1
		Assists Per Game
1.)	Marc Brown	1987-91 6.5
2.)	Jalen Pickett	2018-pres. 6.1
	Ronald Moore	2006-10 6.1
		Assists
1.)	Ronald Moore	2006-10 823
5.)	Doremus Bennerman	1990-94 577
6.)	Melvin Freeny	1995-99 444
7.)	Jalen Pickett	2018-pres. 434
		Rebounds
1.)	Ryan Rossiter	2007-11 1,151
18.)	Mark Palinski	1964-67 649
19.)	Dwayne Archbold	1998-02 630
20.)	Manny Camper	2017-pres. 613



PLAYER QUICK HITS



Previous Starters

G/F - #3 Manny Camper

Program's first-ever finalist (one of only 10 nationally) for the prestigious Senior CLASS Award
 Named MAAC Player of the Week for the first time in his career on Jan. 11
 Leads the MAAC in rebounding (10.5 - 12th nationally), assists (4.3), defensive rebounding (7.67 - 11th nationally), and minutes (37:24 - eighth nationally)
 Averaging a double-double for the second straight season as he also ranks fifth in the MAAC in scoring (13.3)
 Team captain for second straight season is 2020-21 Preseason First Team All-MAAC selection
 Initially declared for 2020 NBA Draft before deciding to return to Siena for his senior season
 2019-20 First Team All-MAAC selection eclipsed scoring, rebounding, assist, and block totals from first two years combined
 One of just 29 Division I players nationally to average a double-double last season, with 13.7 points and 10.4 rebounds
 Ranked in the top-50 in DREB (16th - 7.53), REB (22nd), double-doubles (26th - 14), and minutes (47th - 36.1) last season
 Also ranked second in the MAAC in REB, OREB (2.83), and DREB, and 10th in field goal percentage (.480) last season
 Scored in double figures 25 times, highlighted by four 20-point performances last season
 One of just four Siena student athletes to receive the Strength and Conditioning "Iron Saint Award" for "putting in the hard work, creating a positive group atmosphere, and leading by example in the weight room"
 Posted 2019-20 season-highs of 22 points and 19 rebounds (most by a Siena player in seven years) at Yale (Nov. 20)
 Named the North Bayside Player of the Year each of his final two seasons while starring at Kent County High School
 Four-year high school varsity starter scored 1,951 career points
 Member of the National Honor Society was ranked in the top-10 of his high school graduating class and was the recipient of a Dr. Martin Luther King, Jr. Humanitarian Award

F - #55 Jackson Stormo

First-year Pepperdine transfer ranks second in the MAAC in field goal percentage (.658)
 Team-leader with a plus-minus of +10.19 per 40 minutes
 Averaging 9.3 points and 5.7 rebounds over 23.3 minutes in 12 games (five starts)
 Scored season-high 15 points on a perfect 7-7 shooting in win at Fairfield (Jan. 9)
 Saw action in 16 games, totaling five points and 16 rebounds in 66 minutes of action last season at Pepperdine
 Averaged 1.3 points and 1.2 rebounds in 6.1 minutes his freshman season at Pepperdine (2018-19)
 Two-time West Coast Conference Commissioner's Honor Roll "bronze" honors recipient
 Two-time Pepperdine Scholar Athlete Award winner
 Averaged 17.8 points, 12.8 rebounds, 2.6 blocks, and 2.3 assists as a high school senior at San Marcos
 Named the 2018 CIF Southern Section 2A Player of the Year, Channel League MVP, and Cal-Hi Sports All-State D2 First Team
 Played his club basketball for the LA Rockfish
 Father played football, soccer, and track at Cal Lutheran, and mother played basketball at Fresno State

G - #25 Aidan Carpenter

Named MAAC Rookie of the Week on Jan. 11
 Scored game-high 19 points on 8-11 shooting in first collegiate start at Fairfield (Jan. 10)
 Averaging 6.1 points in 24.6 minutes spanning 10 games (four starts)
 No. 1 recruit in Maine and No. 22 overall recruit in New England Class of 2020 according to New England Recruiting Report
 Began 2019-20 season at Lee Academy in Maine before matriculating to Siena as a mid-year enrollee
 2018-19 NEPSAC Player of the Year averaged 24 points and five assists while leading Hyde School in Bath, Maine to the NEPSAC Class C Title
 Played AAU basketball for Rhode Island Elite

G - #14 Jordan King

Former preferred walk-on named MAAC Player of the Week for the first time in his career Jan. 18
 Sophomore ranks eighth in the MAAC in free throw percentage (.810) and ninth in scoring (12.8)
 Career 48% three-point shooter (38-80) in 18 MAAC road contests
 Posted career-highs of 22 points and six assists in Jan. 16 win at Rider
 Appeared in all 30 games, making two starts as a freshman, averaging 4.7 points in 18.1 minutes of action
 Ranked fifth in the MAAC, shooting 43.1% from three-point range during conference play last season
 Albany product who starred locally on both the high school and AAU circuits
 2019 Suburban Council Player of the Year while starring for Christian Brothers Academy
 Averaged 24.1 points, 4.5 assists, and 4.3 rebounds and was *Albany Times Union* Large School First Team honors as a senior
 Played AAU for the Albany City Rocks and Mass Rivals

G - #22 Jalen Pickett

Unanimous 2020-21 MAAC Preseason Player of the Year (first unanimous since Monmouth's **Justin Robinson** in 2016-17)
 2020-21 Lute Olson Award (top Division I player) and Lou Henson Award (top Division I mid-major player) Preseason Watch
 Ranked the 61st best Division I player by HoopChain and 99th by CBS Sports' **Matt Norlander** entering the 2020-21 season
 Became 45th player in program history - and eighth fastest - to reach 1,000 career points on Jan. 9 at Fairfield
 Currently ranks tied for second all-time in program history in assists per game (6.1) and seventh in career assists (434)
 Missed three games earlier this season in mid-January (hamstring)
 Leads the MAAC in assist-to-turnover ratio (2.24), and ranks third in both assists (4.2) and minutes (35:19), eighth in rebounding (6.7), and tied for eighth in blocks (1.0)
 Scored both the second most points (959) and dished out the second most assists (396) by any Siena player by the end of their sophomore season in program history (**Marc Brown**: 1987-89 - 979 points, 421 assists)
 Returned to Siena last winter after declaring for the 2019 NBA Draft following the completion of his freshman season
 2019-20 MAAC Player of the Year (second sophomore in MAAC history to win award - **Lionel Simmons**, La Salle: 1987-88)
 Unanimous 2019-20 First Team All-MAAC selection also named to Lou Henson All-America Team, NABC District 1 honoree, and USBWA All-District II selection
 First Siena player in 55 years to be named an All-ECAC First Team honoree (**Jack Mulvey**: 1965)
 Three-time MAAC Player of the Week (Dec. 30, Jan. 27, Feb. 24), and Lou Henson National Player of the Week (Dec. 30, 2019)
 Became the only player in the last quarter century to average at least 15 points (15.1), six assists (6.0), one block (1.1) and one steal (1.0) per game (according to Heat Check CBB)
 Ranked seventh nationally in assist-to-turnover ratio (3.30), 20th in assists, and 21st in minutes (36.9) last season
 Over final 15 games last season averaged 7.7 assists while achieving a 3.97 assist-to-turnover ratio (115/29)
 2018-19 Siena College Male Student Athlete and Rookie of the Year
 Unanimous 2018-19 MAAC Rookie of the Year and MAAC All-Rookie Team selection, was also MAAC All-Tournament Team
 League record 11-time MAAC Rookie of the Week also tied for second most overall in NCAA Division I history (12 - **Jared Sullinger**: Ohio State - Big Ten, 2010-11)
 One of 30 Division I finalists nationally for the 2019 Kyle Macy Award (top freshman in college basketball)
 Second freshman in MAAC history (**Lionel Simmons**: La Salle, 1986-87) to earn First Team All-MAAC honors
 NABC District 1 First Team selection (first freshman in program history), ECAC Rookie of the Year (first in program history) and Second Team All-ECAC
 Named CBS Sports/USBWA National Freshman of the Week on Feb. 19, 2018
 Swept MAAC weekly honors on Dec. 3, 2018 - fourth league freshman in past 33 years to be named MAAC Player of the Week
 2018-19 MAAC All-Tournament Team selection
 Set Siena freshmen records for both scoring (521) and steals (66), while also achieving the fourth-highest single-season assist total overall (221) in school history
 Ranked ninth nationally and third amongst Division I freshmen in assists (6.7) in 2018-19
 Erupted for 46 points (second highest single-game total in program history) and 13 assists vs. Quinnipiac (Feb. 17, 2019) to become just the second player nationally this century with 45-plus points and 10-plus assists in a game



PLAYER QUICK HITS



Reserves (Listed Numerically)

G - #0 Nick Hopkins

Missed team's last game at Niagara (leg injury)
Ranks sixth in the MAAC in steals (1.3) and seventh in minutes (33:51)
Graduate transfer (Belmont) started each of first 11 games, averaging 7.8 points while shooting 37.5% from three
Scored season-high 16 points at Rider (Jan. 16)
Brings winning resume, having been top scoring primary reserve of Bruins' teams the past three years which amassed a 77-22 (.778) record and won a pair of Ohio Valley Conference Championships
Appeared in 94 games (11 starts) in three seasons at Belmont, averaging 6.5 points in 15.2 minutes, while shooting 37.4% from three and 84.3% from the free throw line
Scored in double figures 26 times during three seasons with Bruins, while connecting for 150 threes, and posting a 1.85 A/TO
Appeared in all 33 games, averaging 5.6 points over 12.6 minutes for OVC Champion Belmont last season
Connected for 39 threes while shooting 33% from distance, and posted a 1.95 assist-to-turnover ratio last winter
Scored in double figures eight times last season, highlighted by a season-high 15-point performance on 4-5 shooting from distance in road win at ACC foe Boston College (Nov. 16)
Set Belmont Division I scoring debut record with 22 points on 8-12 shooting including 6-10 from three at Pac-12 foe Washington to open 2017-18 freshman season
2016 Tennessee Mr. Basketball Class A and **USA TODAY** Tennessee First Team selection
Averaged 33.3 points, 6.4 rebounds, 3.1 assists, and 3.3 steals during his senior season at Fayetteville High in 2015-16
Four-time Tennessee 9A All-District honoree, three-time All-Tournament Team selection, and two-time MVP
Scored 2,851 career points during illustrious high school career, including a state-high 931 as a senior
Played his AAU basketball for the 2015 EYBL Peach Jam Champion Georgia Stars

F - #1 Colin Golson, Jr.

Named MAAC Rookie of the Week Jan. 18
Averaging 4.0 points and 2.9 rebounds spanning 14.6 minutes in eight games off the bench
Reserve averaged 10.5 points and 5.5 rebounds on 56% shooting including 50% from three in collegiate debut at Rider
Scored season-high 14 points off the bench in victory at Rider (Jan. 16)
Freshman was 2019-20 Division 2 First Team All-State and **Detroit Free Press** All-Area Third Team selection at Ferndale High
Previously played his high school basketball at East English Village
Played his AAU basketball for REACH Legends

F - #11 Bennett Kwiecinski

Saw action in each of first six games averaging 6.2 minutes, but has been a DNP (Coaches' Decision) in last six
Freshman was a Top-15 prospect in the Class of 2020 by the City/Suburban Hoops Report in Chicago
2019-20 **Associated Press** All-State Honorable Mention led Loyola Academy to a school-record 30 wins and the Class 4A Regional Title, Jesuit Cup, and Catholic Blue League Championship his senior season
Also named an IBCA Class 4A Second Team All-State, Pioneer Press All-Area Third Team, and a CCL First Team All-Conference selection in 2019-20
Averaged 13.7 points, 6.7 rebounds, and 1.8 blocks as a junior in 2018-19
Played his AAU basketball for the Illinois Wolves
Graduated Magna Cum Laude
Twin brother, Jordan, is a freshman on the Drake University men's basketball team

F - #12 Kyle Young

Sophomore forward is averaging 7.0 points and 3.6 rebounds while shooting 63.3% from the field in 12.6 minutes
Posted career-highs and first collegiate double-double with 15 points and 10 rebounds in season-opener vs. Monmouth
Appeared in 22 games as freshman, seeing action in 18 of team's final 20 games after having played in just four of the first 10
Averaged 2.9 points and 2.7 rebounds spanning 7.7 minutes of action
Broke out to average 5.6 points and 4.1 rebounds on 52% shooting in 13.4 minutes over seven-game span (Jan. 9-31)
Was first commitment in the Saints' Class of 2023
2019 Pennsylvania Sports Writers Class 4A Third Team selection averaged 13.9 points and led Bethlehem Catholic to 26-4
Tied for team-high with 14 points in 2018 PIAA Class 4A State Semifinals and led squad to 28-4 record and an Eastern Pennsylvania Conference and District 11 Class 4A Championship his junior season
Played AAU for the Jersey Shore Warriors, which also produced recent Siena stars **Ryan Rossiter** and **Rob Poole**
Older brother, Ryan, plays basketball at Northwestern, and older sister, Jordan, plays volleyball at George Washington

G - #15 Robert Mahala

Walk-on junior appointed team co-captain for 2020-21 season
Named Siena College's Leo Dufort Male Student Athlete of the Month for December and the MAAC Male Student Athlete of the Week on Feb. 23
Seen action in three games, logging two total minutes
Named to the MAAC All-Academic Team and Academic Honor Roll in each year of eligibility
Appeared in first six collegiate games last season, logging 10 total minutes
Scored first collegiate basket vs. Quinnipiac (Jan. 26, 2020)
Did not see any as a freshman
Earned three varsity letters and was a two-year starter at Christian Brothers Academy
Averaged 9.8 points as a senior, and was selected to play in New Jersey's North-South Senior All-Star Game
Father, Bobby, played college basketball at Wagner
Cousin, **Kevin Mahala**, was drafted by the Pittsburgh Pirates in 2016



PLAYER QUICK HITS



Reserves (Continued)

F – #20 Denzel Tchougang

Has yet to see action this season while continuing to rehabilitate from offseason surgery

Transfer from Cypress College (CA) set for final of three seasons of eligibility with Siena

Saw action for final second of first half in game at Marist (Feb. 28) during injury riddled 2019–20 season

Saw action in 20 games in 2018–19, averaging 5.7 minutes, while totaling 12 points and 15 rebounds

Appeared in 27 games in lone season at Cypress College (2017–18), making 23 starts while averaging 2.4 points and 2.6 rebounds in 9.6 minutes of action

Played five years of club basketball in Geneva, Switzerland

Swiss U19 Vice Champion

F – #24 Harrison Curry

Graduate transfer (Detroit Mercy) has appeared in six of first 12 games, averaging 1.7 points and 1.3 rebounds in 5.7 minutes

Eligible for sixth season at fourth different college (Pensacola State, Louisiana Tech, Detroit Mercy)

Did not play last season at Detroit Mercy as he prepared to become a graduate transfer

Appeared in 19 games (six starts) at Detroit Mercy in 2018–19, ranking second on the team averaging 7.8 points

Scored in double figures eight times for the Titans, highlighted by a pair of 16–point performances

Saw action in only one game at Louisiana Tech in 2017–18 before suffering season–ending injury

Began collegiate career by playing two seasons at Pensacola State College

Was rated the 45th best junior college player in the country

First Team All–Conference selection averaged team–high 14.5 points and 6.3 rebounds at Pensacola in 2016–17

Averaged 11.3 points and 4.9 rebounds as a freshman at Pensacola in 2015–16

Played senior year of high school at Legacy Charter School in South Carolina, where he earned Offensive MVP and Male Athlete of the Year honors after averaging a double–double with 15.7 points and 10.1 rebounds

F – #33 Steven Lazar

Walk–on freshman joined program in July

Yet to see action this season

Averaged 5.3 points and 3.7 rebounds over 16 games his senior season in 2019–20 for Crestwood Prep

Part of two CISAA Championship teams (2018, 2019), while also being a perfect 4.0 student

F – #42 Kyle Arrington

Western Illinois transfer will sit out 2020–21 season per NCAA transfer regulations and have one year of eligibility remaining

Appeared in 25 games (seven starts) in lone season at Western Illinois last winter

Averaged 4.1 points and 3.8 rebounds in 12.6 minutes, while shooting a team–high 58.8% from the field

Averaged 4.8 points and 5.3 rebounds on 61.5% shooting in 19.2 minutes over final 10 games including all seven of his starts

Posted pair of season–high 10–point performances against Omaha and Summit League Co–Regular Season Champion South Dakota State

Led the Leathernecks in both blocks (11) and field goal percentage (.590) in conference action

Helped guide junior college powerhouse Kirkwood to a 55–10 record during his two seasons, highlighted by winning the 2018–19 NJCAA Division II Championship

Averaged 6.2 points and 5.1 rebounds on 55.8% shooting in 12.0 minutes of action over his two seasons at Kirkwood

Averaged 15.3 points and 12.2 rebounds while posting 58 blocks during his senior season at Lewis Central

All–State Honorable Mention selection

Named the City Champion and Player of the Year in golf

Second Team All–Conference selection in baseball

Siena Basketball Class of 2025



Siena Basketball Head Coach Carmen Maciariello has announced the Saints' first official signings for the Class of 2025. Waldorf, Maryland guard Jared Billups and Fort Myers, Florida guard Javian McCollum have both signed and returned their National Letters of Intent during the early signing period, and will enroll at Siena College next fall.

"We are excited to welcome such great young men to our Siena College community who will thrive academically, athletically, and socially," said Maciariello. "We can't wait for Jared and Javian to arrive in Loudonville and don the Green and Gold."

The 6-5, 200-pound Billups stars at the McDonough School, which also produced recent Siena star Evan Fisher '19, and is coached by TJ Jordan who worked alongside current Siena assistant Antoni Wyche when the duo were on staff together at Lehigh. A cousin of five-time NBA All-Star and 2004 NBA Finals MVP Chauncey Billups, he averaged 15.5 points and eight rebounds per game last season. Billups plays his AAU basketball for Team Thrill, under the direction of Donnell "Mookie" Dobbins.

"Jared is a physically ready to play guard who is a triple threat with the basketball," noted Maciariello. "He comes from a fine academic institution, and will be ready to thrive academically in our campus community."

The 6-1, 170-pound McCollum is a two-time The News-Press Player of the Year. Last season, he averaged 20.7 points while leading Fort Myers to the Class 6A Regional Final under head coach Keeth Jones. McCollum, who is averaging 18.5 points, 3.4 rebounds, 3.1 assists, and 2.2 steals for his high school career, plays on the AAU circuit for CP25 coached by Darrin Wallace.

"Javian is a quick, cerebral combo guard who can play with or without the ball, and has a gift for scoring the basketball," explained Maciariello.

The Last Time

Siena scored 100 points in a game: Siena was defeated by Quinnipiac 107-100 in triple overtime on Feb. 17, 2019 at the Times Union Center. It marked the Saints' first 100-point effort in 16 years since a 100-69 win over Saint Peter's on Mar. 1, 2003.

Siena allowed 100 points in a game: Yale defeated Siena 100-89 in triple overtime on Nov. 20, 2019 in New Haven

Siena won an overtime game: Siena defeated Niagara 72-65 in overtime in the 2018-19 regular season finale on Mar. 3, 2019 in Niagara University, New York

Siena lost an overtime game: Yale defeated Siena 100-89 in triple overtime on Nov. 20, 2019 in New Haven

Siena was held to 40 points or fewer: St. Bonaventure defeated Siena 82-40 on Jan. 5, 2018 in Olean, NY

Siena held an opponent to 40 points or fewer: Siena scored the final seven points to grind past Saint Peter's 47-40 on Jan. 23, 2021 at the Alumni Recreation Center in Loudonville, NY

Siena won by more than 30 points: Siena defeated Manhattan 89-54 at Times Union Center on Dec. 4, 2015

Siena lost by more than 30 points: St. Bonaventure defeated Siena 82-40 on Jan. 5, 2018 in Olean, NY

Five Siena players scored in double figures: Five Saints scored in double figures in Siena's season-opening 78-77 victory over Monmouth on Jan. 3, 2021 at the Alumni Recreation Center

Siena grabbed more than 50 rebounds in a game: Siena pulled down 52 rebounds in a 100-89 triple overtime setback at Yale on Nov. 20, 2019 in New Haven

A Siena player scored 40 points or more in a game: Jalen Pickett posted the second highest single-game scoring total in program history, tallying 46 points in a 107-100 triple overtime loss to Quinnipiac on Feb. 17, 2019 at the Times Union Center

A Siena player scored 35 or more points in a game: Jalen Pickett posted the second highest single-game scoring total in program history, tallying 46 points in a 107-100 triple overtime loss to Quinnipiac on Feb. 17, 2019 at the Times Union Center

A Siena player scored 30 or more points in a game: Jalen Pickett posted the second highest single-game scoring total in program history, tallying 46 points in a 107-100 triple overtime loss to Quinnipiac on Feb. 17, 2019 at the Times Union Center

A Siena player grabbed 20 rebounds in a game: OD Anosike had 21 rebounds in Siena's 79-75 win over Marist on January 27, 2013.

Siena made 15 or more three-pointers in a game: The Saints connected on 15 three-pointers in a loss at Fordham on 11/24/01

A Siena player had 10 or more assists in a game: Jalen Pickett posted his second straight double digit assist game, dishing out 11 dimes as Siena clinched the MAAC Regular Season Championship at Monmouth on Mar. 6, 2020

A Siena player had seven or more steals in a game: Jalen Pickett swiped all seven of Siena's steals vs. Colgate on Nov. 24, 2018 at the Times Union Center

A Siena player had five or more blocks in a game: Javion Ogunyemi had five blocks in an 87-86 overtime defeat vs. Iona in the 2017 MAAC Championship Game

Siena failed to convert a free-throw: Siena went 0-2 from the free throw line in a 57-45 loss vs. Holy Cross on Nov. 18, 2018. Neither team made a free throw in the game, while combining for just three attempts. It marked the first time in 18 years - Dec. 10, 2000 at Marist (0-5) - that Siena failed to make a free throw

Siena failed to convert a 3-pointer: Siena missed all eight of its three-point attempts in an 80-73 loss vs. Canisius on Feb. 4, 2017 at the Times Union Center. It marked the second time in 20 games in which the Saints were held without a three, after having gone the previous 221 games without a miss.

Siena did not miss a free-throw: On Feb. 4, 2007 Siena went 11-for-11 from the free throw line against Saint Peter's

Siena player had a triple-double: Kojo Mensah had 20 points, 14 rebounds and 11 assists in Siena's 82-74 OT win over UAlbany (2/3/05)



Career Games Played/Started

	<u>Career Games</u>	<u>Career Starts</u>	<u>Consec. Games</u>	<u>Consec. Starts</u>
Manny Camper	87	66	60	46
Jalen Pickett	71	69	6	6
Jordan King	42	14	42	12
Kyle Young	34	7	17	0
Denzel Tchougang*	21	0	0	0
Jackson Stormo	12	5	12	5
Nick Hopkins*	11	11	0	0
Aidan Carpenter	10	4	10	1
Robert Mahala	9	0	0	0
Colin Golson, Jr.	8	0	8	0
Harrison Curry*	6	0	0	0
Bennett Kwiecinski	6	0	0	0
Kyle Arrington*	0	0	0	0
Steven Lazar	0	0	0	0

*At Siena

Leads and Deficits

Most points	78 twice
Fewest points	47 vs. Saint Peter's (Jan. 23)
Most points allowed	77 vs. Monmouth (Jan. 3)
Fewest points allowed	40 vs. Saint Peter's (Jan. 23)
Biggest win	16 at Fairfield (Jan. 9)
Biggest loss	6 vs. Saint Peter's (Jan. 22)
Biggest lead	18 twice
Biggest deficit	16 vs. Saint Peter's (Jan. 22)
Biggest deficit overcome to win	8 vs. Saint Peter's (Jan. 23)
Biggest lead lost	7 twice
Biggest halftime lead	13 at Fairfield (Jan. 9)
Biggest halftime deficit	6 vs. Monmouth (Jan. 3)
Biggest halftime deficit overcome to win	6 vs. Monmouth (Jan. 3)
Biggest halftime lead lost	2 vs. Saint Peter's (Jan. 22)
Most points in a half	47 twice
Fewest points in a half	18 (1st) vs. Saint Peter's (Jan. 23)
Most points allowed in a half	43 (2nd) at Rider (Jan. 16)
Fewest points allowed in a half	18 (1st) vs. Saint Peter's (Jan. 23)

Record by Starting Lineup

<u>Starting Lineup</u>	<u>Record</u>
Camper - Young - Hopkins - King - Pickett	3-1
Camper - Young - Hopkins - King - Carpenter	3-0
Camper - Stormo - Hopkins - King - Pickett	2-2
Camper - Stormo - Carpenter - King - Pickett	1-0

Siena's Record When...

Leading at halftime	5-2
Trailing at halftime	2-1
Tied at halftime	2-0
Leading with 5:00 left	7-1
Trailing with 5:00 left	2-2
Tied with 5:00 left	0-0
Overtime	0-0
SC shoots 50% or better from field	4-0
SC shoots between 40-49.9% from field	4-1
SC shoots under 40% from field	1-2
Opponent shoots 50% or better from field	0-0
Opponent shoots between 40-49.9% from field	5-2
Opponent shoots under 40% from field	4-1
SC outrebounds opponent	5-2
Opponent outrebounds SC	3-1
Tied in rebounds	1-0
SC records 10 or more steals	0-0
SC records 15 or more assists	2-1
SC commits 15 turnovers or fewer	6-2
SC commits more than 15 turnovers	3-0
SC commits fewer turnovers than opponent	3-1
SC commits more turnovers than opponent	6-1
Tie in turnovers	0-1
SC shoots 70% or better from the free throw line	3-2
SC shoots under 70% from the free throw line	6-1
SC scores 59 points or fewer	1-1
SC scores between 60-69 points	2-2
SC scores between 70-79 points	6-0
SC scores 80 points or more	0-0
Opponent scores 59 points or fewer	3-1
Opponent scores between 60-69 points	4-2
Opponent scores between 70-79 points	2-0
Opponent scores 80 points or more	0-0
Four or more Saints score in double figures	4-1
Playing in November	0-0
Playing in December	0-0
Playing in January	8-2
Playing in February	1-1
Playing in March	0-0
Playing on Monday	1-0
Playing on Tuesday	0-0
Playing on Wednesday	0-0
Playing on Thursday	0-0
Playing on Friday	1-1
Playing on Saturday	3-2
Playing on Sunday	4-0
Playing in the day time (11 AM-5 PM start)	6-2
Playing at night (5 PM or later start)	3-1
Televised games	9-3
SC plays at home	3-1
SC plays on the road	6-2
SC plays on a neutral court	0-0
SC plays west of Albany	1-1
SC plays east of Albany	0-0
SC plays north of Albany	0-0
SC plays south of Albany	5-1
Wearing white uniforms	5-1
Wearing green uniforms	0-0
Wearing gold uniforms	2-2
Wearing black uniforms	2-0

Keepin' Track of the MAAC

For all the latest MAAC Basketball News and Scores visit www.MAACSports.com



MAAC Standings (Through Thursday)*

Team	MAAC		Overall	
	<u>W</u>	<u>L</u>	<u>W</u>	<u>L</u>
1.) Monmouth	10	6	10	7
2.) SIENA	9	3	9	3
3.) Saint Peter's	8	6	11	8
4.) Marist	8	8	10	8
5.) Niagara	7	9	8	10
6.) Canisius	6	4	6	4
7.) Fairfield	6	10	6	15
8.) Quinnipiac	6	7	8	9
9.) Iona	6	3	8	5
10.) Manhattan	5	9	6	9
11.) Rider	4	10	4	13

*With some teams assured of playing fewer than 20 league games, the first tiebreaker will be total MAAC wins

Other MAAC Action

(Friday)

Canisius at Niagara	12 PM
Rider at Saint Peter's	4 PM

(Saturday)

Canisius at Niagara	12 PM
Quinnipiac at Marist	4 PM
Rider at Saint Peter's	8 PM

MAAC Weekly Honors

Date	Player of the Week	Rookie of the Week
Nov. 30	Fousseyni Drame (SPU)	Tymu Chenery (QUI)
Dec. 7	Isaiah Ross (ION)	Nelly Junior Joseph (ION)
Dec. 14	Ant Nelson (MAN)	Hakim Byrd (MAR)
Dec. 21	Isaiah Ross (ION)	Nelly Junior Joseph (ION)
Dec. 28	Isaiah Ross (ION)	Nelly Junior Joseph (ION)
Jan. 4	Marcus Hammond (NIA)	Ricardo Wright (MAR)
Jan. 11	Manny Camper (SIE)	Aidan Carpenter (SIE)
Jan. 18	Jordan King (SIE)	Colin Golson, Jr. (SIE)
Jan. 25	Dwight Murray, Jr (RID)	Ricardo Wright (MAR)
Feb. 1	Kobi Nwandu (NIA)	Ricardo Wright (MAR)
Feb. 8	Melik Martin (MON)	Luis Kortright (QUI)
Feb. 15	Elijah Buchanan (MAN)	Nelly Junior Joseph (ION)
Feb. 22	Malek Green (CAN)	Luis Kortright (QUI)
Mar. 1		
Mar. 8		

MAAC Preseason Coaches' Poll

1.) SIENA (11)	121
2.) Iona	103
3.) Monmouth	89
Saint Peter's	89
5.) Manhattan	77
6.) Niagara	63
7.) Quinnipiac	54
8.) Fairfield	39
9.) Marist	36
10.) Canisius	31
11.) Rider	24

*First place votes in parenthesis

Siena's MAAC and NCAA Rankings

Siena	Total	MAAC Rank*	NCAARank†
Points	67.6	6th	270th
Opp Points	62.4	2nd	19th
Scoring Margin	+5.2	1st	101st
FG%	.451	2nd	116th
Opp FG%	.411	4th	67th
FT%	.660	11th	303rd
3-PT%	.347	3rd	126th
Opp 3-PT%	.353	10th	261st
3-PT/GM	6.8	5th	219th
Rebounds	35.5	7th	174th
Rebound Margin	+2.9	2nd	98th
Assists	12.9	5th	201st
Steals	5.4	7th	273rd
Blocks	3.0	8th	189th
Turnovers	12.4	4th	105th
A/TO Ratio	1.04	5th	150th
Turnovers Forced	11.3	10th	309th
Turnover Margin	-1.1	7th	239th

Player

Manny Camper

PTS - 13.3	5th	N/A
REB - 10.5	1st	12th
AST - 4.3	1st	107th
OREB - 2.8	3rd	60th
DREB - 7.7	1st	11th
MIN - 37:24	1st	8th

Jordan King

PTS - 12.8	9th	N/A
FT% - .810	8th	340th

Jalen Pickett

REB - 6.7	8th	216th
AST - 4.2	3rd	113th
BLK - 1.0	T-8th	200th
A/TO - 2.24	1st	69th
DREB - 5.7	3rd	93rd
MIN - 35:19	3rd	54th

Jackson Stormo

FG% - .658	2nd	N/A
------------	-----	-----

Nick Hopkins

STL - 1.3	6th	331st
MIN - 33:51	7th	150th

*Out of 11 teams (through Thursday)

†Out of 338 ranked teams (Through Thursday)

Quick Chart

Player Season and Career Highs (at Siena)

2020-21

Career (at Siena)

0 Nick Hopkins	Points Rebounds Assists Steals Blocks	16 at Rider 1/16/21 6 twice 2 three times 2 five times -	Same Same Same Same -
1 Colin Golson, Jr.	Points Rebounds Assists Steals Blocks	14 at Rider 1/16/21 6 twice 1 at Rider 1/16/21 2 vs. Saint Peter's 1/22/21 -	Same Same Same Same -
3 Manny Camper	Points Rebounds Assists Steals Blocks	19 twice 13 three times 8 at Niagara 2/21/21 2 four times 2 at Niagara 2/21/21	22 twice 19 at Yale 11/20/19 Same 3 three times 3 at Colgate 11/30/19
11 Bennett Kwiecinski	Points Rebounds Assists Steals Blocks	2 vs. Monmouth 1/4/21 2 vs. Monmouth 1/4/21 - - 1 vs. Monmouth 1/3/21	Same Same - - Same
12 Kyle Young	Points Rebounds Assists Steals Blocks	15 vs. Monmouth 1/3/21 10 vs. Monmouth 1/3/21 2 at Niagara 2/20/21 3 vs. Monmouth 1/3/21 3 vs. Monmouth 1/4/21	Same Same Same 3 twice Same
14 Jordan King	Points Rebounds Assists Steals Blocks	22 at Rider 1/16/21 3 at Rider 1/15/21 6 at Rider 1/16/21 2 twice 1 at Marist 1/30/21	Same 4 three times Same 2 five times 1 twice
15 Robert Mahala	Points Rebounds Assists Steals Blocks	- - - - -	2 vs. Quinnipiac 1/26/20 1 vs. Quinnipiac 1/26/20 - 1 vs. Quinnipiac 1/26/20 1 vs. Niagara 3/4/20
20 Denzel Tchougang	Points Rebounds Assists Steals Blocks	- - - - -	4 vs. Cal Poly 12/29/18 4 at St. Bonaventure 12/5/18 1 at Marist 1/11/19 - 1 twice
22 Jalen Pickett	Points Rebounds Assists Steals Blocks	20 vs. Monmouth 1/3/21 14 vs. Monmouth 1/4/21 7 vs. Saint Peter's 1/22/21 2 at Niagara 2/20/21 3 at Niagara 2/21/21	46 vs. Quinnipiac 2/17/19 Same 13 twice 7 vs. Colgate 11/24/18 4 vs. Rider 3/9/19
24 Harrison Curry	Points Rebounds Assists Steals Blocks	4 vs. Monmouth 1/4/21 4 vs. Monmouth 1/4/21 1 vs. Saint Peter's 1/22/21 2 at Fairfield 1/10/21 1 vs. Saint Peter's 1/22/21	Same Same Same Same Same
25 Aidan Carpenter	Points Rebounds Assists Steals Blocks	19 at Fairfield 1/10/21 3 twice 3 at Rider 1/15/21 2 twice 2 at Marist 1/31/21	Same Same Same Same Same
33 Steven Lazar	Points Rebounds Assists Steals Blocks	- - - - -	- - - - -
42 Kyle Arrington	Points Rebounds Assists Steals Blocks	- - - - -	- - - - -
55 Jackson Stormo	Points Rebounds Assists Steals Blocks	15 at Fairfield 1/9/21 10 at Rider 1/16/21 5 at Marist 1/31/21 3 at Marist 1/31/21 2 twice	Same Same Same Same Same

Official Basketball Box Score -- Game Totals -- Final Statistics

Siena vs Manhattan

01/12/20 2:00 pm at

Siena 69 • 7-7,3-2 MAAC

##	Player		Total		3-Ptr	FT-FTA	Rebounds			PF	TP	A	TO	Blk	Stl	Min
			FG-FGA	FG-FGA			Off	Def	Tot							
01	Elijah Burns	f	0-2	0-0		5-6	2	3	5	1	5	1	4	0	0	21
00	Donald Carey	g	4-6	2-3		0-0	0	1	1	3	10	1	5	0	0	25
03	Manny Camper	g	7-15	1-4		7-9	2	8	10	4	22	3	2	0	3	38
05	Matt Hein	g	1-4	1-1		0-0	1	1	2	0	3	3	2	0	0	17
22	Jalen Pickett	g	3-10	2-6		0-3	3	2	5	3	8	6	1	1	1	37
02	Gary Harris, Jr.		4-6	2-3		1-2	3	1	4	1	11	0	1	0	1	21
12	Kyle Young		0-0	0-0		0-0	0	4	4	1	0	1	0	0	1	15
14	Jordan King		2-7	2-5		2-2	0	0	0	3	8	0	1	0	2	14
30	Luke Sutherland		1-2	0-0		0-0	1	2	3	1	2	0	0	1	0	8
35	Sammy Friday IV		0-1	0-0		0-2	0	1	1	1	0	0	2	0	0	4
Team							0	2	2							
Totals			22-53	10-22		15-24	12	25	37	18	69	15	18	2	8	200

FG % 1st Half: 10-24 41.7% 2nd half: 12-29 41.4% Game: 22-53 41.5%
 3FG % 1st Half: 3-8 37.5% 2nd half: 7-14 50.0% Game: 10-22 45.5%
 FT % 1st Half: 8-12 66.7% 2nd half: 7-12 58.3% Game: 15-24 62.5%

Deadball
Rebounds
5

Manhattan 81 • 7-6,3-1 MAAC

##	Player		Total		3-Ptr	FT-FTA	Rebounds			PF	TP	A	TO	Blk	Stl	Min
			FG-FGA	FG-FGA			Off	Def	Tot							
14	Tyler Reynolds	f	6-16	4-12		0-0	0	2	2	2	16	4	1	0	0	34
33	Pauly Paulicap	f	3-10	0-0		0-3	3	4	7	3	6	1	0	0	1	17
04	Samir Stewart	g	4-5	3-4		4-4	0	1	1	2	15	2	1	0	2	21
12	Christian Hinckson	g	4-5	2-3		4-6	2	4	6	3	14	3	3	0	0	35
30	Elijah Buchanan	g	5-10	0-1		0-0	0	6	6	2	10	2	4	0	2	24
00	Warren Williams		3-3	0-0		0-0	1	1	2	2	6	0	1	1	0	20
03	Romar Reid		0-1	0-0		0-0	0	1	1	0	0	2	0	0	0	11
10	Nehemiah Mack		3-4	2-3		1-2	0	1	1	1	9	4	1	0	2	25
15	Michael Okafor		1-2	1-2		0-0	0	1	1	3	3	1	0	1	0	10
31	Adam Cisse		1-3	0-0		0-0	1	0	1	0	2	0	0	0	0	3
Team							2	1	3							
Totals			30-59	12-25		9-15	9	22	31	18	81	19	11	2	7	200

FG % 1st Half: 20-35 57.1% 2nd half: 10-24 41.7% Game: 30-59 50.8%
 3FG % 1st Half: 7-13 53.8% 2nd half: 5-12 41.7% Game: 12-25 48.0%
 FT % 1st Half: 1-3 33.3% 2nd half: 8-12 66.7% Game: 9-15 60.0%

Deadball
Rebounds
1,1

Officials: Andy O'Brien,Donnie Eppley,Clarence Armstrong

Technical fouls: Siena-None. Manhattan-None.

Attendance: 1657

2019-20 Men's Basketball. Round: 0. Manhattan vs Siena. Played at Draddy Gymna

Score by periods	1st	2nd	Total
Siena	31	38	69
Manhattan	48	33	81

Points	In Paint	Off T/O	2nd Chance	Fast Break	Bench
SIE	24	13	14	16	21
MC	28	24	3	13	20

Last FG - SIE 2nd-00:39, MC 2nd-02:00.
 Largest lead - SIE None, MC by 26 2nd-11:28.
 SIE led for 00:00. MC led for 39:16. Game was tied for 00:44.

Score tied - 0 times.
 Lead changed - 0 times.

Official Basketball Box Score -- Game Totals -- Final Statistics

Manhattan vs Siena

02/16/20 2:00 pm at Albany, NY

Manhattan 52 • 11-12,7-7 MAAC

##	Player		Total	3-Ptr	Rebounds						PF	TP	A	TO	Blk	Stl	Min
			FG-FGA	FG-FGA	FT-FTA	Off	Def	Tot									
33	Pauly Paulicap	f	6-13	0-0	0-1	2	4	6	2	12	1	0	3	0		29	
04	Samir Stewart	g	4-8	1-2	0-0	0	0	0	3	9	1	1	0	0		31	
12	Christian Hinckson	g	1-7	0-1	1-2	2	5	7	1	3	0	2	0	0		27	
23	Tykei Greene	g	3-6	0-3	4-4	1	7	8	1	10	1	3	0	0		34	
30	Elijah Buchanan	g	5-14	1-5	0-2	1	4	5	4	11	3	4	0	2		30	
00	Warren Williams		1-5	0-0	0-0	0	1	1	3	2	0	1	1	0		11	
10	Nehemiah Mack		0-0	0-0	0-0	0	1	1	3	0	1	1	0	1		16	
14	Tyler Reynolds		1-2	0-1	0-0	2	2	4	0	2	1	0	0	1		18	
15	Michael Okafor		1-1	1-1	0-0	0	1	1	0	3	0	1	0	0		4	
31	Adam Cisse		0-0	0-0	0-0	0	0	0	0	0	0	0	0	0		0+	
Team						1	1	2									
Totals			22-56	3-13	5-9	9	26	35	17	52	8	13	4	4		200	

FG % 1st Half: 12-27 44.4% 2nd half: 10-29 34.5% Game: 22-56 39.3%
 3FG % 1st Half: 3-5 60.0% 2nd half: 0-8 0.0% Game: 3-13 23.1%
 FT % 1st Half: 3-4 75.0% 2nd half: 2-5 40.0% Game: 5-9 55.6%

Deadball
Rebounds
1

Siena 65 • 13-10,9-5 MAAC

##	Player		Total	3-Ptr	FT-FTA	Rebounds			PF	TP	A	TO	Blk	Stl	Min
			FG-FGA	FG-FGA		Off	Def	Tot							
01	Elijah Burns	f	4-10	1-2	0-0	1	6	7	3	9	0	0	0	1	24
00	Donald Carey	g	3-6	1-3	2-5	0	3	3	0	9	0	1	0	0	31
02	Gary Harris, Jr.	g	3-5	0-1	1-2	2	2	4	1	7	1	0	1	2	21
03	Manny Camper	g	6-16	0-0	4-6	4	9	13	4	16	2	4	1	1	37
22	Jalen Pickett	g	5-10	0-3	0-0	0	2	2	1	10	8	2	2	1	38
05	Matt Hein		2-2	0-0	0-0	1	3	4	3	4	2	0	0	0	19
14	Jordan King		0-1	0-1	0-0	0	0	0	0	0	1	1	0	0	14
35	Sammy Friday IV		5-7	0-0	0-2	1	2	3	2	10	0	0	1	0	16
	Team					0	1	1							
Totals			28-57	2-10	7-15	9	28	37	14	65	14	8	5	5	200

FG % 1st Half: 14-28 50.0% 2nd half: 14-29 48.3% Game: 28-57 49.1%
 3FG % 1st Half: 1-6 16.7% 2nd half: 1-4 25.0% Game: 2-10 20.0%
 FT % 1st Half: 6-13 46.2% 2nd half: 1-2 50.0% Game: 7-15 46.7%

Deadball
Rebounds
2

Officials: Michael Nardone,Michael Palau,Brandon Cruz

Technical fouls: Manhattan-None. Siena-None.

Attendance: 7146

2019-20 Men's Basketball. Round: 0. Manhattan vs Siena. Played at Times Union

Score by periods	1st	2nd	Total
Manhattan	30	22	52
Siena	35	30	65

	In	Off	2nd	Fast	
Points	Paint	T/O	Chance	Break	Bench
MAN	32	7	12	0	7
SIE	46	12	10	8	14

Last FG - MAN 2nd-02:06, SIE 2nd-00:28.

Largest lead - MAN None, SIE by 13 2nd-00:28.

MAN led for 00:00. SIE led for 39:15. Game was tied for 00:45.

Score tied - 2 times.

Lead changed - 0 times.

Official Basketball Box Score -- Game Totals -- Final Statistics

Manhattan vs Siena

03/11/20 7:00 pm at

Manhattan 49 • 13-18,8-12 MAAC

##	Player		Total	3-Ptr	Rebounds			PF	TP	A	TO	Blk	Stl	Min
			FG-FGA	FG-FGA	FT-FTA	Off	Def	Tot						
14	Tyler Reynolds	f	1-3	1-3	0-0	0	3	3	1	3	0	0	0	30
33	Pauly Paulicap	f	5-12	0-0	2-5	5	7	12	2	12	0	1	2	26
04	Samir Stewart	g	0-4	0-3	0-0	0	0	0	4	0	2	1	0	26
10	Nehemiah Mack	g	1-7	0-3	2-2	1	1	2	2	4	0	2	1	28
12	Christian Hinckson	g	4-10	1-2	0-0	1	5	6	1	9	2	2	0	28
00	Warren Williams		3-6	0-0	0-0	3	1	4	2	6	0	1	1	13
15	Michael Okafor		0-0	0-0	0-0	0	1	1	0	0	0	0	0	2
23	Tykei Greene		3-8	1-4	0-1	0	2	2	0	7	0	0	0	22
30	Elijah Buchanan		3-8	1-3	1-2	1	1	2	2	8	3	2	0	24
31	Adam Cisse		0-0	0-0	0-0	0	0	0	0	0	0	0	0	1
Team						2	1	3						
Totals			20-58	4-18	5-10	13	22	35	14	49	7	9	4	200

FG % 1st Half: 11-29 37.9% 2nd half: 9-29 31.0% Game: 20-58 34.5%
 3FG % 1st Half: 2-8 25.0% 2nd half: 2-10 20.0% Game: 4-18 22.2%
 FT % 1st Half: 1-3 33.3% 2nd half: 4-7 57.1% Game: 5-10 50.0%

Deadball
Rebounds
3

Siena 63 • 20-10,15-5 MAAC

##	Player		Total	3-Ptr	Rebounds			PF	TP	A	TO	Blk	Stl	Min
			FG-FGA	FG-FGA	FT-FTA	Off	Def	Tot						
01	Elijah Burns	f	3-6	1-2	0-0	0	2	2	4	7	0	0	0	16
00	Donald Carey	g	3-7	1-5	0-0	1	5	6	0	7	3	3	0	34
02	Gary Harris, Jr.	g	2-4	0-0	2-4	1	1	2	1	6	0	1	2	24
03	Manny Camper	g	6-11	2-2	1-2	4	5	9	2	15	6	5	0	40
22	Jalen Pickett	g	4-13	1-5	0-0	0	8	8	1	9	7	1	1	37
12	Kyle Young		1-2	0-0	0-2	1	0	1	1	2	1	0	0	7
14	Jordan King		2-8	1-5	0-0	0	1	1	1	5	1	0	0	25
35	Sammy Friday IV		5-6	0-0	2-2	2	4	6	2	12	0	1	0	17
Team						4	1	5						
Totals			26-57	6-19	5-10	13	27	40	12	63	18	11	3	200

FG % 1st Half: 13-28 46.4% 2nd half: 13-29 44.8% Game: 26-57 45.6%
 3FG % 1st Half: 4-10 40.0% 2nd half: 2-9 22.2% Game: 6-19 31.6%
 FT % 1st Half: 4-9 44.4% 2nd half: 1-1 100.0% Game: 5-10 50.0%

Deadball
Rebounds
1

Officials: Michael Palau,Michael Kitts,Andy O'Brien

Technical fouls: Manhattan-None. Siena-None.

Attendance:

MAAC Quarterfinals

2019-20 Men's Basketball. Round: 2. Manhattan vs Siena. Played at .

Score by periods	1st	2nd	Total
Manhattan	25	24	49
Siena	34	29	63

	In Paint	Off T/O	2nd Chance	Fast Break	Bench
Points					
MC	28	5	13	0	21
SIE	34	9	18	11	19

Last FG - MC 2nd-00:56, SIE 2nd-02:38.
 Largest lead - MC by 1 1st-16:17, SIE by 18 2nd-08:01.
 MC led for 00:30. SIE led for 37:19. Game was tied for 02:11.

Score tied - 2 times.
 Lead changed - 2 times.

2020-21 Siena College Basketball
Siena Combined Team Statistics (as of Feb 21, 2021)
All games

RECORD:	OVERALL	HOME	AWAY	NEUTRAL
ALL GAMES	9-3	3-1	6-2	0-0
CONFERENCE	9-3	3-1	6-2	0-0
NON-CONFERENCE	0-0	0-0	0-0	0-0

#	Player	gp-gs	min	avg	Total		3-Point		F-Throw		Rebounds								a	to	blk	stl	pts	avg
					fg-fga	fg%	3fg-fga	3fg%	ft-fa	ft%	off	def	tot	avg	pf	dq								
03	Manny Camper	12-12	449	37.4	54-139	.388	11-32	.344	41-68	.603	34	92	126	10.5	22	0	51	36	4	11	160	13.3		
14	Jordan King	12-12	396	33.0	47-112	.420	25-70	.357	34-42	.810	0	17	17	1.4	14	0	26	22	1	9	153	12.8		
22	Jalen Pickett	9-9	317	35.2	37-102	.363	17-51	.333	19-25	.760	9	51	60	6.7	10	0	38	17	9	7	110	12.2		
55	Jackson Stormo	12-5	279	23.3	48-73	.658	0-0	.000	16-26	.615	22	46	68	5.7	35	0	12	25	7	6	112	9.3		
00	Nick Hopkins	11-11	372	33.8	28-66	.424	18-48	.375	12-16	.750	6	29	35	3.2	19	0	11	4	0	14	86	7.8		
12	Kyle Young	12-7	151	12.6	31-49	.633	0-0	.000	22-38	.579	9	34	43	3.6	32	2	4	14	9	7	84	7.0		
25	Aidan Carpenter	10-4	246	24.6	24-57	.421	5-20	.250	8-13	.615	6	9	15	1.5	24	0	12	11	4	6	61	6.1		
01	Colin Golson, Jr.	8-0	117	14.6	13-30	.433	5-12	.417	1-3	.333	4	19	23	2.9	11	0	1	8	0	3	32	4.0		
24	Harrison Curry	6-0	34	5.7	4-6	.667	1-1	1.000	1-2	.500	2	6	8	1.3	12	1	0	5	1	2	10	1.7		
11	Bennett Kwiecinski	6-0	37	6.2	1-3	.333	0-2	.000	1-2	.500	1	2	3	0.5	6	0	0	0	1	0	3	0.5		
15	Robert Mahala	3-0	2	0.7	0-0	.000	0-0	.000	0-0	.000	0	0	0	0.0	0	0	0	0	0	0	0	0.0		
Team											17	11	28				7							
Total.....		12	2400		287-637	.451	82-236	.347	155-235	.660	110	316	426	35.5	185	3	155	149	36	65	811	67.6		
Opponents.....		12	2400		281-684	.411	72-204	.353	115-166	.693	108	283	391	32.6	217	5	120	136	33	70	749	62.4		

TEAM STATISTICS	SIE	OPP	Date	Opponent	Score	Att.	
SCORING	811	749	*	01/03/21	MONMOUTH	w 78-77	0
Points per game	67.6	62.4	*	01/04/21	MONMOUTH	w 76-62	0
Scoring margin	+5.2	-	*	01/09/21	at Fairfield	w 74-58	0
FIELD GOALS-ATT	287-637	281-684	*	01/10/21	at Fairfield	w 75-68	0
Field goal pct	.451	.411	*	01/15/21	at Rider	w 78-69	0
3 POINT FG-ATT	82-236	72-204	*	01/16/21	at Rider	w 74-72	0
3-point FG pct	.347	.353	*	01/22/21	SAINT PETER'S	L 62-68	0
3-pt FG made per game	6.8	6.0	*	01/23/21	SAINT PETER'S	w 47-40	0
FREE THROWS-ATT	155-235	115-166	*	01/30/21	at Marist	L 54-55	0
Free throw pct	.660	.693	*	01/31/21	at Marist	w 63-50	0
F-Throws made per game	12.9	9.6	*	02/20/21	at Niagara	L 62-64	0
REBOUNDS	426	391	*	02/21/21	at Niagara	w 68-66	0
Rebounds per game	35.5	32.6					
Rebounding margin	+2.9	-					
ASSISTS	155	120					
Assists per game	12.9	10.0					
TURNOVERS	149	136					
Turnovers per game	12.4	11.3					
Turnover margin	-1.1	-					
Assist/turnover ratio	1.0	0.9					
STEALS	65	70					
Steals per game	5.4	5.8					
BLOCKS	36	33					
Blocks per game	3.0	2.8					
ATTENDANCE	0	0					
Home games-Avg/Game	4-0	8-0					
Neutral site-Avg/Game	-	0-0					

* - Conference game

Score by Periods	1st	2nd	Totals
Siena	379	432	811
Opponents	356	393	749

2020-21 Siena Men's Basketball TV/Radio Roster



0

Nick Hopkins
Gr. • G • 6-0 • 174
Fayetteville, TN/
Fayetteville/Belmont



1

Colin Golson, Jr.
Fr. • F • 6-7 • 222
Detroit, MI/Ferndale




3

Manny Camper
Sr. • G/F • 6-7 • 216
Chestertown, MD/
Kent County



11

Bennett Kwiecinski
Fr. • F • 6-8 • 185
Wilmette, IL/Loyola
Academy



12

Kyle Young
So. • F • 6-9 • 240
Stewartsville, NJ/
Bethlehem Catholic (PA)



14

Jordan King
So. • G • 6-0 • 175
Albany, NY/Christian
Brothers Academy



15

Robert Mahala
Jr. • G • 6-5 • 170
Jackson, NJ/Christian
Brothers Academy




20

Denzel Tchougang
Sr. • F • 6-10 • 229
Geneva, Switzerland/
Institut Florimont/Cypress
College



22

Jalen Pickett
Jr. • G • 6-4 • 202
Rochester, NY/Aquinas
Institute/SPIRE Institute (OH)




24

Harrison Curry
Gr. • F • 6-7 • 257
Ann Arbor, MI/Legacy
Charter School (SC)/
Detroit Mercy



25

Aidan Carpenter
Fr. • G • 6-5 • 185
Hamden, CT/
Lee Academy (ME)



33

Steven Lazar
Fr. • F • 6-8 • 174
Toronto, ON/
Crestwood Prep



42

Kyle Arrington
Sr. • F • 6-10 • 262
Council Bluffs, IA/Lewis
Central/Western Illinois



55

Jackson Stormo
Jr. • F • 6-9 • 247
Santa Barbara, CA/
San Marcos/Pepperdine

COACHING STAFF



Carmen Maciariello '01
Head Coach
Second Season



Harley Fuller
Assistant Coach
Third Season
Molloy '10



Bob Simon
Assistant Coach
Second Season
Eastern Michigan '89



Antoni Wyche
Assistant Coach
Second Season
Notre Dame '99



Greg Fahey
Director of
Basketball Operations
Second Season
Marist '13



Matt Miner
Special Assistant to
the Head Coach
Second Season
St. Edward's '14

PRONUNCIATION GUIDE

#1 Colin Golson, Jr. – GOAL-sun
#11 Bennett Kwiecinski – kwih-ZIN-skee
#15 Robert Mahala – Ma-HA-la
#20 Denzel Tchougang – CHEW-gang
#33 Steven Lazar – La-ZARR
Carmen Maciariello – Mass-ah-RELL-oh
Antoni Wyche – Ann-TOE-knee WYSH



G Captain

No.	Name	Cl.	Pos.	Ht.	Wt.	Hometown/High School/Previous School
0	Nick Hopkins	Gr.	G	6-0	174	Fayetteville, TN/Fayetteville/Belmont
1	Colin Golson, Jr.	Fr.	F	6-7	222	Detroit, MI/Ferndale
3	Manny Camper	Sr.	G/F	6-7	216	Chestertown, MD/Kent County
11	Bennett Kwiecinski	Fr.	F	6-8	185	Wilmette, IL/Loyola Academy
12	Kyle Young	So.	F	6-9	240	Stewartsville, NJ/Bethlehem Catholic (PA)
14	Jordan King	So.	G	6-0	175	Albany, NY/Christian Brothers Academy
15	Robert Mahala	Jr.	G	6-5	170	Jackson, NJ/Christian Brothers Academy
24	Harrison Curry	Gr.	F	6-7	257	Ann Arbor, MI/Legacy Charter School (SC)/Detroit Mercy
20	Denzel Tchougang	Sr.	F	6-10	229	Geneva, Switzerland/Institut Florimont/Cypress College
22	Jalen Pickett	Jr.	G	6-4	202	Rochester, NY/Aquinas Institute/SPIRE Institute (OH)
25	Aidan Carpenter	Fr.	G	6-5	185	Hamden, CT/Lee Academy (ME)
33	Steven Lazar	Fr.	F	6-8	174	Toronto, ON/Crestwood Prep
42	Kyle Arrington	Sr.	F	6-10	262	Council Bluffs, IA/Lewis Central/Western Illinois
55	Jackson Stormo	Jr.	F	6-9	247	Santa Barbara, CA/San Marcos/Pepperdine

Team Managers

Justin Caulfield '22
Carter Morelli '22
Miguel Washington '22
Michael Campbell '23
Aidan Khoury '24
Michael McLoughlin '24

SIENASAINTS.COM