

## GAMES #11 & 12

### December (0-0)

|    |            |          |
|----|------------|----------|
| 22 | at Drexel% | Canceled |
| 29 | TOWSON>    | Canceled |

### January (8-2)

|    |                  |          |
|----|------------------|----------|
| 3  | MONMOUTH*>+      | W, 78-77 |
| 4  | MONMOUTH*>#      | W, 76-62 |
| 9  | at Fairfield*+   | W, 74-58 |
| 10 | at Fairfield*#   | W, 75-68 |
| 15 | at Rider*+       | W, 78-69 |
| 16 | at Rider*#       | W, 74-72 |
| 22 | SAINT PETER'S*!  | L, 68-62 |
| 23 | SAINT PETER'S*># | W, 47-40 |
| 30 | at Marist*+      | L, 55-54 |
| 31 | at Marist*#      | W, 63-50 |

### February (0-0)

|    |              |           |
|----|--------------|-----------|
| 12 | CANISIUS*>^  | Postponed |
| 13 | CANISIUS*>^  | Postponed |
| 20 | at Niagara*# | 12 PM     |
| 21 | at Niagara*# | 12 PM     |
| 24 | MANHATTAN*>^ | 7 PM      |
| 27 | at Iona*^    | 2 PM      |
| 28 | at Iona*^    | 2 PM      |

### March (0-0)

|       |                       |      |
|-------|-----------------------|------|
| 4     | QUINNIPIAC*>^         | 7 PM |
| 5     | QUINNIPIAC*>^         | 7 PM |
| 8     | MAAC 6-11 Game\$^     | TBA  |
| 9     | MAAC First Round\$^   | TBA  |
| 10-11 | MAAC Quarterfinals\$^ | TBA  |
| 12    | MAAC Semifinals\$^    | TBA  |
| 13    | MAAC Championship\$^  | TBA  |

All times are Eastern Standard Time

Home Games in **BOLD CAPS**

\*MAAC Game

%FloHoops

>My4 Albany

+ESPN+

#ESPN3

^ESPN3 or ESPN+

!ESPNU

\$Hercules Tires MAAC Championships  
(Atlantic City, NJ)



## Siena (8-2, 8-2) at Niagara (7-9, 6-8)

Saturday, Feb. 20 - 12 PM / Sunday, Feb. 21 - 12 PM  
Gallagher Center (2,100) - Niagara University, NY

TV: SATURDAY/  
SUNDAY  
**ESPN 3**

RADIO: **TALK 1300AM & 98.7 FM**

ONLINE: **STREAMING LIVE**

Todd Callen  
Richard Walsh

A.J. Kanell  
Conner Fenlon

### Siena College Athletic Communications

Marcelle Athletic Complex  
515 Loudon Road - Loudonville, NY 12211-1462  
Ph: 518-783-2377 - [SienaSaints.com](http://SienaSaints.com)  
Assistant Athletic Director for Communications: Mike Demos  
Press/Cell Phone: 336-675-7374  
E-mail: [mdemos@siena.edu](mailto:mdemos@siena.edu)

### Previous Starters

### 2020-21 Stats

| # - POS | NAME/CL/HT/WT/HOMETOWN                           | PPG  | RPG  | APG | MPG  |
|---------|--|------|------|-----|------|
| 3 - G/F | Manny Camper* (Sr., 6-7/216, Chestertown, MD)    | 13.2 | 10.7 | 3.7 | 37.0 |
| 55 - F  | Jackson Stormo (Jr., 6-9/247, Santa Barbara, CA) | 8.7  | 5.4  | 1.1 | 22.9 |
| 0 - G   | Nick Hopkins (Gr., 6-0/174, Fayetteville, TN)    | 8.0  | 2.9  | 1.1 | 33.9 |
| 14 - G  | Jordan King (So., 6-0/175, Albany, NY)           | 13.3 | 1.3  | 2.3 | 32.6 |
| 22 - G  | Jalen Pickett (Jr., 6-4/202, Rochester, NY)      | 13.1 | 7.0  | 4.1 | 35.0 |

### Reserves (Listed Numerically)

| # - POS | NAME/CL/HT/WT/HOMETOWN                                | PPG | RPG | APG | MPG  |
|---------|---|-----|-----|-----|------|
| 1 - F   | Colin Golson, Jr. (Fr., 6-7/222, Detroit, MI)         | 4.0 | 3.2 | 0.2 | 15.5 |
| 11 - F  | Bennett Kwiecinski (Fr., 6-8/185, Wilmette, IL)       | 0.5 | 0.5 | 0.0 | 6.2  |
| 12 - F  | Kyle Young (So., 6-9/240, Stewartsville, NJ)          | 6.8 | 3.8 | 0.2 | 12.8 |
| 15 - G  | Robert Mahala* (Jr., 6-5/170, Jackson, NJ)            | 0.0 | 0.0 | 0.0 | 0.7  |
| 20 - F  | Denzel Tchougang (Sr., 6-10/229, Geneva, Switzerland) | N/A | N/A | N/A | N/A  |
| 24 - F  | Harrison Curry (Gr., 6-7/257, Ann Arbor, MI)          | 1.7 | 1.3 | 0.0 | 5.7  |
| 25 - G  | Aidan Carpenter (Fr., 6-5/185, Hamden, CT)            | 6.5 | 1.3 | 1.3 | 24.6 |
| 33 - F  | Steven Lazar (Fr., 6-8/174, Toronto, ON)              | N/A | N/A | N/A | N/A  |
| 42 - F  | Kyle Arrington (Sr., 6-10/262, Council Bluffs, IA)    | N/A | N/A | N/A | N/A  |

\*Captain



## The Series With Niagara

### 110th/111th Meetings: Siena leads, 59-50



Away - 19-28  
Division I - 51-36  
MAAC - 36-25

Last Meeting - Siena 77, Niagara 55  
Mar. 4, 2020 - Albany, NY



#### Of Note

Siena's 59 wins over Niagara are the program's second most vs. any opponent (Marist - 60)  
The Saints are 11-3 over the past 14 meetings  
Sunday's matchup marks the 68th anniversary of the epic 1953 six-overtime battle between the programs, which was the longest college basketball game played until 2003  
Siena's first-ever game was against Niagara in the Winter of 1938, a 52-47 Siena win  
**Jalen Pickett** is averaging 16.5 points and 8.5 assists in four career games vs. Niagara  
**Carmen Maciariello** is 1-1 vs. Niagara  
**Greg Paulus** is 1-1 vs. Siena

#### Last Meeting

Siena pulled away with a 25-4 run to open the second half  
The Saints shot an even 50%, while limiting Niagara to just 33%  
**Elijah Burns** (24 points, 10 rebounds) and **Pickett** (10 points, 12 assists) each recorded double-doubles for Siena  
**James Towns** led the Purple Eagles with 13 points

#### Siena vs. the Metro Atlantic Athletic Conference



355-262 (.575) all-time overall in MAAC competition  
315-237 (.571) all-time in MAAC Regular Season action  
418-366 (.533) all-time overall vs. the 10 other programs which currently comprise the MAAC  
Won at least a share of eight MAAC Regular Season Championships, and captured six MAAC Tournament titles (1999, 2002, 2008, 2009, 2010, 2020)



#### Siena vs. the MAAC

All-Time Regular Season  
(32nd Season)

|                |                |
|----------------|----------------|
| Canisius       | 34-28          |
| Fairfield      | 36-27          |
| Fordham        | 1-1            |
| Holy Cross     | 1-1            |
| Iona           | 35-26          |
| La Salle       | 3-2            |
| Loyola (MD)    | 31-16          |
| Manhattan      | 29-32          |
| Marist         | 29-19          |
| Monmouth       | 5-11           |
| <b>Niagara</b> | <b>36-25</b>   |
| Quinnipiac     | 8-5            |
| Rider          | 30-16          |
| Saint Peter's  | 37-28          |
| <b>TOTAL</b>   | <b>315-237</b> |

|  | Tale of the Tape |  |
|---|------------------|---|
| <b>8-2*</b>   | Record           | 7-9   |
| <b>8-2</b>  | MAAC             | 6-8   |
| <b>114*</b>   | NET              | 221   |
| <b>68.1</b>   | Points           | 64.5  |
| <b>61.9*</b>  | Opp Points       | 65.1  |
| <b>.445*</b>  | FG%              | .408  |
| <b>.406</b>   | OPP FG%          | .420  |
| <b>.363</b>   | 3FG%             | .312  |
| .652  | FT%              | <b>.706</b>   |
| <b>35.4</b>   | Rebounds         | 31.9  |
| <b>12.4</b>   | Assists          | 11.3  |
| 11.9  | Turnovers        | <b>9.9*</b>   |
| <b>2.4</b>  | Blocks           | 1.8   |
| <b>5.7</b>  | Steals           | <b>5.6</b>  |

\*Leads MAAC

(Through Thursday)

## Carmen Maciariello

Siena '01

#### Second Season

28-12 (.700)



Siena Basketball alumnus is 18th head coach in program history

42-year-old native of nearby Clifton Park led Siena to program's first MAAC Championship in a decade in just his first season at the helm last winter

Only one of 61 new Division I coaching hires in 2019-20 to lead his team to an outright conference championship

Named one of the "Top-12 Most Immediately Successful Hires of the 2019-20 Season" by CBS Sports' Matt Norlander

Led Siena to season-ending 10-game winning streak to cap 2019-20, and a perfect 14-0 mark at the Times Union Center

Developed three All-MAAC selections in first season leading the program, including MAAC Player of the Year Jalen Pickett

Former Siena Basketball Director of Basketball Operations (2005-06), returned to program as an assistant coach in 2018-19 prior to promotion

Graduated cum laude from Siena in 2001, while helping guide the Saints to 20 wins and a share of the MAAC Regular Season Championship during his senior season, after having sat out the previous year per NCAA transfer regulations following his matriculation from the University of New Hampshire

Spent 11 seasons as a Division I assistant coach, which has included stops at Siena (2018-19), George Washington (2014-18), Boston University (2011-14), and Fairfield (2008-11)

As an assistant coach, teams made seven national postseason tournament appearances while averaging 20.5 wins and a .624 winning percentage, and has also helped guide his programs to a 124-70 (.639) conference mark and, including his time as an undergraduate at Siena, has won a conference regular season or postseason title at each school

2012 Capital District Basketball Hall of Fame inductee

1996 *Albany Times Union* Player of the Year at Shenendehowa High School

Married to wife, Laura, and has a three-year-old daughter, Reese (turns four Mar. 17), and a newborn son, Matteo (born May 12)





# QUICK HITS



Siena returns to the court for the first time in 20 days to make its February debut this weekend

The Saints last played on Jan. 31, securing a 63-50 victory at Marist

Siena returns to action this weekend following the team's fourth COVID-19 related pause this season on Feb. 7

The Saints previously paused team activities Nov. 13, Dec. 8, and Dec. 18, prior to opening their delayed season on Jan. 3

This latest pause was the first the team had suffered since officially beginning their season

Siena enters the final days of February ranked in second place in the MAAC Standings (through Thursday)

At 8-2, the Saints boast the best win percentage in conference action

Siena stands two wins behind MAAC frontrunner Monmouth (10-4)

MAAC Tournament seedings will be decided by most conference wins due to the uneven amount of games played this season

The Saints have posted a 21-3 record since last season's Jan. 19 defeat here at Monteagle Ridge

The loss that day dropped Siena to 7-9 overall and 3-4 in the MAAC

The Saints went on to win 13 of their final 14 games - including 10 straight to end the season - to capture the MAAC Title

Siena posted a program record-tying 16-game win streak from Feb. 7, 2020 - Jan. 16, 2021

The Saints have been ranked three times in the College Insider Mid-Major Top-25 Poll

Siena was ranked in the Top-25 in the preseason poll (21st) and in each of the final two polls of January (22nd on Jan. 19, 23rd on Jan. 26)

The Saints had previously last cracked the Top-25 in the 2016-17 preseason poll (22nd)

Siena was amongst teams also receiving votes in each of last year's final two polls

The Saints have won nine of their last 10 true road games dating back to last season

Siena won a program record eight straight road games from Feb. 23, 2020 - Jan. 16, 2021

The Saints boast the MAAC's top scoring defense, and rank 14th nationally allowing 61.9 points

Siena also ranks in the top-50 nationally in field goal percentage defense (.406 - 48th)

The Saints have allowed an average of just 48.3 points over their past three games

Siena opened the season with six straight wins to mark the program's best start in 35 years (9-0 to begin the 1985-86 season)

The Saints didn't suffer their first loss of the season until Jan. 22, marking the latest

calendar loss to start a season in program history

Head coach **Carmen Maciariello** has raced out to a 28-12 (.700) start to his Siena career

Maciariello is off to the best 40-game head coaching start in program history

Maciariello is off to the tied for fourth best 40-game head coaching start in MAAC history

Maciariello's 28 wins are second most of any MAAC coach in their first 40 games, trailing only **Tim Welch** (Iona), **Fran Frascilla** (Manhattan), and **Ted Fiore** (Saint Peter's) by only one win

Maciariello won 16 straight home games to begin his tenure with the Saints

Siena's 16-game home win streak from Nov. 5, 2019 - Jan. 4, 2021 was the fifth

longest in program history, and the longest in 11 years

Senior captain **Manny Camper** is one of 30 candidates nationally for the Senior CLASS Award

Camper is just the third student athlete in program history to receive recognition, joining

**Brett Bisping** (2017) and **O.D. Anosike** (2012)

To be eligible for the honor, a student athlete must be classified as an NCAA Division I senior and have notable achievements in four areas of excellence: community, classroom, character, and competition

Camper is averaging a double-double for the second straight season

Camper ranks 11th nationally in rebounding (10.7) and ninth in the MAAC in scoring

(13.2), while also ranking third in the league in assists (3.7)

Siena swept the MAAC Weekly Awards in consecutive weeks (Jan. 11, Jan. 18)

Impressively, four different Saints each earned their first collegiate honors

Camper and **Aidan Carpenter** swept honors for the Week of Jan. 11

**Jordan King** and **Colin Golson, Jr.** completed the consecutive sweeps Jan. 18

A former preferred walk-on, the sophomore King leads the Saints and ranks sixth in the MAAC in scoring (13.3)

Junior standout **Jalen Pickett** became the 45th player in program history to score 1,000 career points in a Jan. 9 win at Fairfield

The reigning MAAC Player of the Year and unanimous MAAC Preseason Player of the Year became the eighth fastest player in program history to score 1,000 points (65 games)

The defending MAAC Champion Saints opened their milestone 80th season Jan. 3

The season-opener marked Siena's first game played in 298 days, since defeating Manhattan in the MAAC Quarterfinals on Mar. 11

The 298-day span between games marked the program's longest since pausing play from 1943-46 due to World War II

The Saints endured three separate pauses following multiple positive COVID-19 test results stemming from the program's Tier 1 personnel (Nov. 13, Dec. 8, Dec. 18)

From Nov. 12 to their season opener Jan. 3 (52 days), Siena had a total of just 11 days of full team activities

Prior to Nov. 12, the Saints had gone unscathed since the start of the coronavirus pandemic

When Siena debuted Jan. 3, they were the second-to-last Division I team which had planned to start their season on-time that had yet to play (Merrimack)

Jan. 3 marked the latest start to a season-opener in the program's history

The program's previous latest start was Dec. 11, 1954 vs. Buffalo

The Saints opened last season on Nov. 5, marking their earliest-ever start

Siena's back-to-back games vs. Monmouth to open the season marked the first time they had ever played the same team on consecutive days

The last time the Saints had faced the same opponent in consecutive games was when they beat Fresno State three straight in the best-of-three CBI Championship Series in 2014

## Longest All-Time Siena Road Win Streaks

|                                   |   |
|-----------------------------------|---|
| 1.) Feb. 23, 2020 - Jan. 16, 2021 | 8 |
| 2.) Feb. 23, 1985 - Jan. 23, 1986 | 7 |

## Longest All-Time Siena Win Streaks

|  |    |
|--|----|
| 1.) Feb. 7, 2020 - Jan. 16, 2021           | 16 |
| Feb. 25, 1950 - Dec. 28, 1950 <sup>^</sup> | 16 |
| 3.) Dec. 23, 2009 - Feb. 8, 2010           | 15 |

## Longest All-Time Siena Home Win Streaks

|  |    |
|--|----|
| 1.) Feb. 29, 2008 - Mar. 8, 2010               | 38 |
| 2.) Dec. 5, 1987 - Dec. 11, 1989               | 26 |
| 3.) Jan. 29, 1949 - Jan. 14, 1950 <sup>^</sup> | 22 |
| 4.) Jan. 11, 1951 - Dec. 17, 1952 <sup>^</sup> | 19 |
| 5.) Nov. 5, 2019 - Jan. 4, 2021                | 16 |

## Best Siena Starts to a Season

|                          |      |
|--------------------------|------|
| 1.) 1949-50 <sup>^</sup> | 14-0 |
| 2.) 1985-86              | 9-0  |
| 1950-51 <sup>^</sup>     | 9-0  |
| 4.) 2020-21              | 6-0  |
| 1972-73                  | 6-0  |

## Latest Calendar Loss to Start a Season

|                          |         |
|--------------------------|---------|
| 1.) 2020-21              | Jan. 22 |
| 2.) 1942-43 <sup>^</sup> | Jan. 15 |
| 3.) 1949-50 <sup>^</sup> | Jan. 11 |
| 4.) 1941-42 <sup>^</sup> | Jan. 10 |
| 5.) 1985-86              | Jan. 4  |

\*Through Thursday

<sup>^</sup>Pre-Division I (1976-77)

## Best 40-Game Coaching Starts (Siena History)

|                        |         |       |
|------------------------|---------|-------|
| 1.) Carmen Maciariello | 2019-21 | 28-12 |
| 2.) Paul Hewitt        | 1997-99 | 26-14 |
| Mike Deane             | 1986-88 | 26-14 |
| Bill Kirsch            | 1972-74 | 26-14 |

## Best 41-Game Start

|             |         |       |
|-------------|---------|-------|
| Paul Hewitt | 1997-99 | 27-14 |
| Mike Deane  | 1986-88 | 27-14 |
| Bill Kirsch | 1972-74 | 27-14 |

## Best 42-Game Start

|             |         |       |
|-------------|---------|-------|
| Paul Hewitt | 1997-99 | 28-14 |
| Mike Deane  | 1986-88 | 28-14 |
| Bill Kirsch | 1972-74 | 28-14 |

## Best 40-Game Coaching Starts (MAAC History)

|                               |         |       |
|-------------------------------|---------|-------|
| 1.) Tim Welch, Iona           | 1995-97 | 29-11 |
| Fran Frascilla, Manhattan     | 1992-94 | 29-11 |
| Ted Fiore, Saint Peter's      | 1986-88 | 29-11 |
| 4.) Carmen Maciariello, Siena | 2019-21 | 28-12 |
| Mitch Buonaguro, Fairfield    | 1985-87 | 28-12 |

## Best 41-Game Starts

|                           |         |       |
|---------------------------|---------|-------|
| 1.) Tim Welch, Iona       | 1995-97 | 30-11 |
| Fran Frascilla, Manhattan | 1992-94 | 30-11 |
| Ted Fiore, Saint Peter's  | 1986-88 | 30-11 |

## Fastest to 30 Wins (MAAC History)

|                           |         |    |
|---------------------------|---------|----|
| 1.) Tim Welch, Iona       | 1995-97 | 41 |
| Fran Frascilla, Manhattan | 1992-94 | 41 |
| Ted Fiore, Saint Peter's  | 1986-88 | 41 |





# QUICK HITS



Siena is the unanimous selection to repeat as MAAC Champions

The Saints received all 11 first-place votes and the maximum 121 points

Siena is the MAAC preseason favorite for the first time in 11 years

The Saints won their third straight MAAC Championship the last time they were picked to win the league in 2009-10

Siena is the unanimous MAAC preseason favorite for the first time in 12 years (2008-09)

Pickett is the unanimous MAAC Preseason Player of the Year

Pickett is the first unanimous MAAC Preseason Player of the Year since **Justin Robinson** of Monmouth in 2016-17

Pickett is MAAC Preseason Player of the Year for the second straight season

Pickett became just the second-ever sophomore in league history to be named the MAAC Player of the Year last season (**Lionel Simmons**, La Salle: 1987-88)

Pickett was joined as a unanimous selection on the MAAC Preseason First Team by teammate Camper

Camper and Pickett are the first Siena teammates to be named Preseason First Team All-MAAC selections since **Brett**

**Bisping** and Ogunyemi in 2016-17.

Camper returns to Siena for his senior season after testing the NBA Draft waters this summer

Pickett has also been named to both the Lute Olson (top Division I player) and Lou Henson Award (top DI mid-major player)

Preseason Watch Lists

Pickett is one of only 11 players on the Olson Award Watch List who doesn't play for a high-major team

Siena welcomes back six letterwinners and two starters from last year's team

The Saints return 51% of their scoring output from last year's team

Pickett and **Manny Camper** account for 78% of the team's returning scoring

Siena welcomes eight newcomers including four true freshmen to this year's squad

The Saints added four total transfers, including a pair of graduate transfers

Siena's diverse 2020-21 roster features a total of 14 players hailing from nine different states and two foreign countries

The Saints boast the seventh tallest team nationally, with an average height of 78.36 inches

Siena began its home slate on campus at the newly-named UHY Center

The Saints' season-opener Jan. 3 vs. Monmouth marked the program's first regular season game at the facility in 24 years, spanning a total of 8,720 days since hosting Loyola (MD) on Feb. 18, 1997

Siena's last postseason game on campus was a victory over Fresno State to win the CBI Championship on Apr. 5, 2014

The former Alumni Recreation Center served as the program's exclusive home from 1974-90, and part-time home from 1990-97

The Saints hold a stellar 213-61 (.777) all-time record at the UHY Center

Siena posted a perfect 14-0 home record last season at the Times Union Center, the program's exclusive home since 1997

The Saints averaged 6,228 fans last season at the Times Union Center

Siena ranked 83rd nationally in average home attendance, cracking the top-100 for the 23rd straight season

The Saints ranked #1 amongst all Northeast mid-major programs in average attendance, and 12th overall nationally amongst mid-majors, and were third overall amongst all of New York's Division I programs

Siena captured the program's eighth MAAC Regular Season Championship (and fourth outright) last season

The Saints were also later awarded the program's sixth MAAC Tournament Championship and seventh NCAA automatic qualifier on Mar. 24, by virtue of being the highest remaining seed following the cancellation of the MAAC Tournament on Mar. 12

The championship was Siena's first in a decade, since completing their MAAC three-peat in 2010

The Saints achieved the program's 21st 20-win season and first in four years

Siena posted a 20-10 overall record, including a 15-5 mark in the MAAC

The Saints won the MAAC Championship after being predicted to finish sixth according to the league's preseason coaches' poll, and only two seasons removed from a tied for last place finish

Siena's 104-spot improvement in the NET rankings from the year prior marked the 15th biggest turnaround nationally

The Saints' ended the season riding the nation's seventh longest active win streak (10), and were one of just 13 Division I teams nationally to go undefeated at home (14-0)

**Carmen Maciariello** was the only one of the 61 Division I head coaching hires in 2019-20 to win his league's regular season title outright

Maciariello's 20 victories were tied for the most-ever by a first-year Siena coach

Siena boasted three All-MAAC selections for just the fifth time in 31 years

Jalen Pickett was named the MAAC Player of the Year and was joined on the First Team by Manny Camper

Elijah Burns was named a Second Team All-MAAC selection

Pickett and Camper each enjoyed breakout 2019-20 seasons

Pickett was named to the Lou Henson All-America Team, and was an NABC District 1 honoree and USBWA All-District II

Pickett became the first Siena player in 55 years to be named an All-ECAC First Team honoree (**Jack Mulvey** - 1965)

Pickett became the only player in the last quarter century to average at least 15 points (15.1), six assists (6.0), one block (1.1) and one steal (1.0) per game (according to Heat Check CBB)

Pickett ranked seventh nationally in assist-to-turnover ratio (3.30), 20th in assists, and 21st in minutes (36.9)

Pickett also ranked fourth in the MAAC in scoring, sixth in blocks, and seventh in threes (58)

Over his final 15 games, Pickett averaged 7.7 assists while achieving a 3.97 assist-to-turnover ratio (115/29)

Camper eclipsed his scoring, rebounding, assist, and block totals from his first two seasons combined

Camper was one of just 29 Division I players nationally to average a double-double with 13.7 points and 10.4 rebounds

Camper ranked in the top-50 nationally in defensive rebounding (16th - 7.53), rebounding (22nd), double-doubles (26th - 14), and minutes (47th - 36.1)

Camper also ranked second in the MAAC in rebounding, offensive rebounding (2.83), and defensive rebounding, and 10th in field goal percentage (.480)

Siena led the MAAC in field goal percentage (.459 - 64th nationally), scoring margin (+4.5), scoring offense (72.2), and three-point field goal percentage defense (.318) last season

The Saints ranked in the top-100 nationally in rebound margin (+4.6 - 46th nationally) and three-point field goal percentage (.355 - 67th)

The Saints were 14-1 last season when allowing less than 70 points, and 19-3 when holding the opponent under 50% shooting

Siena was 6-2 in games decided by three points or less last season

The Saints completed the program's first 7-1 February in 13 years, since also going 7-1 in February 2007

Tied for Siena's best Month of February in 29 years, since going 8-1 in 1991

The Saints scored first in 13 straight games from Jan. 17 - Feb. 28

Siena scored on its first possession 11 times during that stretch, and made their first field goal attempt seven times

The Saints posted at least one win on every day of the week last season

Siena was most prolific on Friday's with seven victories, posting a 7-2 record

## Tallest Division I Teams\*

|                   |       |
|-------------------|-------|
| 1.) Utah State    | 79.31 |
| 2.) Stanford      | 79.06 |
| 3.) Boise State   | 78.86 |
| 4.) Florida State | 78.57 |
| Texas             | 78.57 |
| 6.) UCF           | 78.44 |
| 7.) SIENA         | 78.36 |

\*Average height in inches



# OF NOTE



## Last Time Out: Siena 63, Marist 50 (Jan. 31 - Poughkeepsie, NY)

Siena posted a decisive game-ending 16-5 run over the final 6:46

The Saints rallied back from a seven-point first half deficit

Siena shot 53% in the second half, including 5-7 from three

The Saints forced a season-high 16 turnovers while swiping a season-high tying nine steals, to fuel an 18-7 advantage in points off turnovers

**Manny Camper** led the way with a season-high tying 19 points and 13 rebounds

**Jalen Pickett** added all 11 of his points in the second half on a perfect

4-4 shooting in the stanza

## By The Numbers

**298**

Days from the time Siena ended last season until it opened this season

**3**

Separate pauses Siena has endured since Nov. 13

**11**

Days of full team activities from Nov. 13 to the Jan. 3 season-opener

**61**

Maciariello was the only one of 61 new DI hires in 2019-20 to win his league's regular season title outright

**28-12**

Maciariello's record through 40 games, which marks the best start in program history

**78.36**

Siena's average height in inches, which ranks seventh tallest nationally

**51**

Percentage scoring output Siena returns from last season

**78**

Percent of returning scoring output from last season which Pickett and Camper account

**104**

Siena's improvement in the NET Rankings last year, tied for 15th best nationally

**959**

Points Pickett scored by the end of his sophomore season (second best in Siena history)

**51**

King's career three-point percentage in 16 MAAC road games (36-70)

**6,228**

Siena's average home attendance last season, the program's highest in four years

**1**

Siena's ranking in average attendance among 56 DI Northeast Mid-Major programs

**8,720**

Days Siena went between regular season home games at the UHY Center

**20-3**

Siena's record under Maciariello when holding the opposition to under 70 points

**14-1**

Siena's record under Maciariello when four or more players score in double figures

**27-5**

Siena's record under Maciariello when holding the opponent to under 50% shoot-

**8-3**

Siena's record under Maciariello in games decided by three points or less

## Points: Margin of Victory

| 1 | 2 | 3 | 4 | 5 | 6 | 7 | 8 | 9 | 10 | 11 | 12 | 13 | 14 | 15+ |
|---|---|---|---|---|---|---|---|---|----|----|----|----|----|-----|
| 1 | 1 | 0 | 0 | 0 | 0 | 2 | 0 | 1 | 0  | 0  | 0  | 1  | 1  | 1   |

## Points: Margin of Defeat

| 1 | 2 | 3 | 4 | 5 | 6 | 7 | 8 | 9 | 10 | 11 | 12 | 13 | 14 | 15+ |
|---|---|---|---|---|---|---|---|---|----|----|----|----|----|-----|
| 1 | 0 | 0 | 0 | 0 | 1 | 0 | 0 | 0 | 0  | 0  | 0  | 0  | 0  | 0   |

## INDIVIDUAL CAREER TOTALS\*

|  | '20-'21 | CAREER |
|--|---------|--------|
| <b>DOUBLE DIGIT SCORING</b>                |         |        |
| Jalen Pickett                              | 5       | 56     |
| Manny Camper                               | 7       | 36     |
| Jordan King                                | 6       | 9      |
| Jackson Stormo                             | 5       | 5      |
| Nick Hopkins                               | 4       | 4      |
| Kyle Young                                 | 2       | 4      |
| Aidan Carpenter                            | 2       | 2      |
| Colin Golson, Jr.                          | 1       | 1      |
| <b>40 POINT GAMES</b>                      |         |        |
| Jalen Pickett                              | 0       | 1      |
| <b>30 POINT GAMES</b>                      |         |        |
| Jalen Pickett                              | 0       | 1      |
| <b>20 POINT GAMES</b>                      |         |        |
| Jalen Pickett                              | 1       | 16     |
| Manny Camper                               | 0       | 5      |
| Jordan King                                | 3       | 3      |
| <b>10 REBOUND GAMES</b>                    |         |        |
| Manny Camper                               | 6       | 24     |
| Jalen Pickett                              | 1       | 4      |
| Jackson Stormo                             | 1       | 1      |
| Kyle Young                                 | 1       | 1      |
| <b>10 ASSIST GAMES</b>                     |         |        |
| Jalen Pickett                              | 0       | 8      |
| <b>TRIPLE DOUBLES</b>                      |         |        |
| None                                       |         |        |
| Last: Dec. 3, 2006 Kojo Mensah vs. UAlbany |         |        |
| <b>DOUBLE DOUBLES</b>                      |         |        |
| Manny Camper                               | 4       | 18     |
| Jalen Pickett                              | 1       | 11     |
| Kyle Young                                 | 1       | 1      |
| <b>FIVE OR MORE THREES IN A GAME</b>       |         |        |
| Jalen Pickett                              | 0       | 3      |
| Jordan King                                | 1       | 1      |

\*At Siena

## Team Leaderboard (Games)

**Scoring:** King (4), Pickett (3), Camper (2), Carpenter (2), Stormo (2)

**Rebounding:** Camper (7), Pickett (2), Young (1)

**Minutes:** Camper (8), Pickett (2), Carpenter (1), King (1)

**Double-Figures Scoring:** Camper (7), King (6), Pickett (5), Stormo (5), Hopkins (4), Carpenter (2), Young (2), Golson, Jr. (1)

**Double-Doubles:** Camper (4), Pickett (1), Young (1)

## Siena and the Times Union Center

Siena Basketball achieved the highest average home attendance amongst all 56 Northeast mid-major programs during the 2019-20 season, according to the NCAA Division I Men's Basketball Attendance Report. Moreover, the Saints broke the top-100 nationally overall in attendance for the 23rd straight season, ranking 83rd overall out of 350 Division I programs with an average of 6,228 fans per game.

Siena leapfrogged Atlantic 10 foe Rhode Island for top billing in Division I Men's Basketball attendance amongst all Northeast mid-major programs during the 2019-20 season. The Northeast is comprised of nine states according to the United States Census Bureau: Connecticut, Maine, Massachusetts, New Hampshire, New Jersey, New York, Pennsylvania, Rhode Island, and Vermont. Mid-major teams are defined as programs from the 25 conferences which do not comprise "high majors," which are the Power 5 (ACC, Big Ten, Big 12, Pac-12, and SEC), AAC, and Big East.

Siena improved 11 spots in the national average attendance rankings this past winter to finish 83rd overall, marking the program's highest mark in five years dating back to a ranking of 82nd for the 2014-15 season. The Saints have now ranked in the top-100 nationally in attendance for each of the past 23 seasons, coinciding with the program's full-time move downtown beginning in 1997-98. Siena also stood 12th overall nationally in average home attendance amongst all 263 mid-major programs, an improvement of seven spots from the previous season.

The Saints' average attendance of 6,228 during the 2019-20 season at the Times Union Center was the program's highest mark in four years since averaging 6,269 fans in 2015-16, and outranked the NCAA average of 4,601 by more than 26%. Siena saw an increase in average home attendance of 461 spectators from the 2018-19 campaign, as the 7% improvement was the program's highest in 11 years since achieving a 14% increase in 2008-09 from the 2007-08 season. Additionally, the Saints boasted a pair of capacity crowds of 7,146 fans last season against Manhattan (Feb. 16) and in the home finale vs. Niagara (Mar. 4).

Siena ranked third in average home attendance amongst the 22 Division I programs from the state of New York, trailing only national leader Syracuse and other high-major competitor St. John's. However, the Saints outranked 16 high-major programs nationally, including nine Power 5 teams in Boston College, California, Georgia Tech, Miami, Northwestern, Oregon State, Stanford, USC, and Washington State.

The stellar fan support helped propel Siena to a perfect 14-0 record at the Times Union Center last season, as the Saints were one of just 13 Division I teams nationally to go undefeated at home in 2019-20. Siena achieved an unblemished home mark for the third time in 23 seasons since making the full-time move downtown (17-0 in both 2008-09 and 2009-10), and the 14-game win streak in Albany marks the second longest in program history (38 straight between 2008-10). The Saints won by an average of 11.1 points per game at home this past winter, and trailed for a total of just 14:09 over their final seven games at the Times Union Center.

Siena has now drawn more than 2.5 million fans over 394 all-time games at the Times Union Center, dating back to the program's first home contest in the facility during the 1990-91 season. The Saints welcomed their two-millionth fan on Dec. 23, 2014 vs. Cornell, and have drawn crowds in excess of 10,000 on 33 occasions. Siena holds a 262-132 (.665) all-time record at the Times Union Center, including a stellar 247-110 (.692) mark since permanently making the facility its home beginning with the 1997-98 season.



### Siena Individual Career Records

| Points                    |                   |              |
|---------------------------|-------------------|--------------|
| 1.) Marc Brown            | 1987-91           | 2,284        |
| 37.) Matt Brady           | 1983-87           | 1,106        |
| 38.) Tim Hill             | 1952-56           | 1,092        |
| 39.) Dan Terwilliger      | 1978-82           | 1,086        |
| 40.) Mike Brown           | 1988-93           | 1,083        |
| 41.) Ronald Moore         | 2006-10           | 1,070        |
| <b>42.) Jalen Pickett</b> | <b>2018-pres.</b> | <b>1,051</b> |

| Points Per Game           |                   |             |
|---------------------------|-------------------|-------------|
| 1.) Fred Shear            | 1970-73           | 20.3        |
| 2.) Marc Brown            | 1987-91           | 18.6        |
| 3.) Bob Hermann           | 1967-70           | 18.0        |
| 4.) Steve Walters         | 1972-76           | 17.3        |
| 5.) Doremus Bennerman     | 1990-91           | 16.9        |
| 6.) Mike Seymour          | 1967-70           | 16.2        |
| 7.) Mark Palinski         | 1964-67           | 16.1        |
| 8.) Rod Brooks            | 1971-74           | 15.5        |
| 9.) Tim Hill              | 1952-56           | 15.4        |
| <b>10.) Jalen Pickett</b> | <b>2018-pres.</b> | <b>15.2</b> |
| Michael Haddix            | 2002-07           | 15.2        |

| Assists Per Game         |                   |            |
|--------------------------|-------------------|------------|
| 1.) Marc Brown           | 1987-91           | 6.5        |
| <b>2.) Jalen Pickett</b> | <b>2018-pres.</b> | <b>6.2</b> |

| Assists                  |                   |            |
|--------------------------|-------------------|------------|
| 1.) Ronald Moore         | 2006-10           | 823        |
| 6.) Melvin Freeny        | 1995-99           | 444        |
| 7.) Michael Catino       | 1978-80           | 426        |
| <b>8.) Jalen Pickett</b> | <b>2018-pres.</b> | <b>425</b> |

| Rebounds                 |                   |            |
|--------------------------|-------------------|------------|
| 1.) Ryan Rossiter        | 2007-11           | 1,151      |
| 19.) Dwayne Archbold     | 1998-02           | 630        |
| 20.) Javion Ogunyemi     | 2013-17           | 605        |
| <b>21.) Manny Camper</b> | <b>2017-pres.</b> | <b>594</b> |





# PLAYER QUICK HITS



## Previous Starters

### G/F - #3 Manny Camper

One of 30 candidates nationally for the prestigious Senior CLASS Award  
 Named MAAC Player of the Week for the first time in his career on Jan. 11  
 Leads the MAAC and ranks 11th nationally in rebounding (10.7)  
 Averaging a double-double, as he also ranks ninth in the MAAC in scoring (13.2)  
 Also stands third in the MAAC in assists (3.7)  
 Team captain for second straight season is 2020-21 Preseason First Team All-MAAC selection  
 Initially declared for 2020 NBA Draft before deciding to return to Siena for his senior season  
 2019-20 First Team All-MAAC selection  
 Last season eclipsed scoring, rebounding, assist, and block totals from first two seasons combined  
 One of just 29 Division I players nationally to average a double-double last season, with 13.7 points and 10.4 rebounds  
 Ranked in the top-50 in DREB (16th - 7.53), REB (22nd), double-doubles (26th - 14), and minutes (47th - 36.1) last season  
 Also ranked second in the MAAC in REB, OREB (2.83), and DREB, and 10th in field goal percentage (.480) last season  
 Scored in double figures 25 times, highlighted by four 20-point performances last season  
 One of just four Siena student athletes to receive the Strength and Conditioning "Iron Saint Award" for "putting in the hard work, creating a positive group atmosphere, and leading by example in the weight room"  
 Posted 2019-20 season-highs of 22 points and 19 rebounds (most by a Siena player in seven years) at Yale (Nov. 20)  
 Named the North Bayside Player of the Year each of his final two seasons while starring at Kent County High School  
 Four-year high school varsity starter scored 1,951 career points  
 Member of the National Honor Society was ranked in the top-10 of his high school graduating class and was the recipient of a Dr. Martin Luther King, Jr. Humanitarian Award

### F - #55 Jackson Stormo

Ranks third in the MAAC, shooting 64.3% from the field  
 Reserve scored 15 points on a perfect 7-7 shooting in win at Fairfield (Jan. 9)  
 Junior transfer from Pepperdine received waiver, and is immediately eligible to compete for the Saints  
 Saw action in 16 games, totaling five points and 16 rebounds in 66 minutes of action last season at Pepperdine  
 Averaged 1.3 points and 1.2 rebounds in 6.1 minutes his freshman season at Pepperdine (2018-19)  
 Two-time West Coast Conference Commissioner's Honor Roll "bronze" honors recipient  
 Two-time Pepperdine Scholar Athlete Award winner  
 Averaged 17.8 points, 12.8 rebounds, 2.6 blocks, and 2.3 assists as a high school senior at San Marcos  
 Named the 2018 CIF Southern Section 2A Player of the Year, Channel League MVP, and Cal-Hi Sports All-State D2 First Team  
 Played his club basketball for the LA Rockfish  
 Father played football, soccer, and track at Cal Lutheran, and mother played basketball at Fresno State

### G - #0 Nick Hopkins

Ranks eighth in the MAAC averaging 1.2 steals  
 Scored Siena career-high 16 points in win at Rider (Jan. 16)  
 Graduate transfer from Belmont University set to suit up for lone season with Saints in 2020-21  
 Brings winning resume, having been top scoring primary reserve of Bruins' teams the past three years which amassed a 77-22 (.778) record and won a pair of Ohio Valley Conference Championships  
 Appeared in 94 games (11 starts) in three seasons at Belmont, averaging 6.5 points in 15.2 minutes, while shooting 37.4% from three and 84.3% from the free throw line  
 Scored in double figures 26 times during three seasons with Bruins, while connecting for 150 threes, and posting a 1.85 A/T/O  
 Appeared in all 33 games, averaging 5.6 points over 12.6 minutes for OVC Champion Belmont last season  
 Connected for 39 threes while shooting 33% from distance, and posted a 1.95 assist-to-turnover ratio last winter  
 Scored in double figures eight times last season, highlighted by a season-high 15-point performance on 4-5 shooting from distance in road win at ACC foe Boston College (Nov. 16)  
 Set Belmont Division I scoring debut record with 22 points on 8-12 shooting including 6-10 from three at Pac-12 foe Washington to open 2017-18 freshman season  
 2016 Tennessee Mr. Basketball Class A and **USA TODAY** Tennessee First Team selection  
 Averaged 33.3 points, 6.4 rebounds, 3.1 assists, and 3.3 steals during his senior season at Fayetteville High in 2015-16  
 Four-time Tennessee 9A All-District honoree, three-time All-Tournament Team selection, and two-time MVP  
 Scored 2,851 career points during illustrious high school career, including a state-high 931 as a senior  
 Played his AAU basketball for the 2015 EYBL Peach Jam Champion Georgia Stars

### G - #14 Jordan King

Former preferred walk-on named MAAC Player of the Week for the first time in his career Jan. 18  
 Sophomore ranks sixth in the MAAC in scoring (13.3) and eighth in free throw percentage (.800)  
 Career 51% three-point shooter in 16 MAAC road contests  
 Posted career-highs of 22 points and six assists in Jan. 16 win at Rider  
 Appeared in all 30 games, making two starts as a freshman, averaging 4.7 points in 18.1 minutes of action  
 Ranked fifth in the MAAC, shooting 43.1% from three-point range during conference play last season  
 Averaged 7.4 points while shooting 56% from three in 10 MAAC road contests as a freshman  
 Scored in double figures three times off bench, highlighted by season-high 13 points on 5-7 FG in victory at Iona (Jan. 31)  
 Albany product who starred locally on both the high school and AAU circuits  
 2019 Suburban Council Player of the Year while starring for Christian Brothers Academy  
 Averaged 24.1 points, 4.5 assists, and 4.3 rebounds and was **Albany Times Union** Large School First Team honors as a senior  
 Played AAU for the Albany City Rocks and Mass Rivals

### G - #22 Jalen Pickett

Unanimous 2020-21 MAAC Preseason Player of the Year (first unanimous since Monmouth's **Justin Robinson** in 2016-17)  
 2020-21 Lute Olson Award (top Division I player) and Lou Henson Award (top Division I mid-major player) Preseason Watch  
 Ranked the 61st best Division I player by HoopChain and 99th by CBS Sports **Matt Norlander** entering the 2020-21 season  
 Became 45th player in program history - and eighth fastest - to reach 1,000 career points on Jan. 9 at Fairfield  
 Scored both the second most points (959) and dished out the second most assists (396) by any Siena player by the end of their sophomore season in program history (**Marc Brown**: 1987-89 - 979 points, 421 assists)  
 Returned to Siena last winter after declaring for the 2019 NBA Draft following the completion of his freshman season  
 2019-20 MAAC Player of the Year (second sophomore in MAAC history to win award - **Lionel Simmons**, La Salle: 1987-88)  
 Unanimous 2019-20 First Team All-MAAC selection also named to Lou Henson All-America Team, NABC District 1 honoree, and USBWA All-District II selection  
 First Siena player in 55 years to be named an All-ECAC First Team honoree (**Jack Mulvey**: 1965)  
 Three-time MAAC Player of the Week (Dec. 30, Jan. 27, Feb. 24), and Lou Henson National Player of the Week (Dec. 30, 2019)  
 Became the only player in the last quarter century to average at least 15 points (15.1), six assists (6.0), one block (1.1) and one steal (1.0) per game (according to Heat Check CBB)  
 Ranked seventh nationally in assist-to-turnover ratio (3.30), 20th in assists, and 21st in minutes (36.9)  
 Also ranked fourth in the MAAC in scoring, sixth in blocks, and seventh in threes (58)  
 Scored in double figures 25 times - including six, 20-point performances - and posted four double-doubles  
 Over final 15 games averaged 7.7 assists while achieving a 3.97 assist-to-turnover ratio (115/29)  
 Tallied season-high 27 points on 11-15 shooting, while adding nine assists in win over Rider (Feb. 14)  
 2018-19 Siena College Male Student Athlete and Rookie of the Year  
 Unanimous 2018-19 MAAC Rookie of the Year and MAAC All-Rookie Team selection, was also MAAC All-Tournament Team  
 League record 11-time MAAC Rookie of the Week also tied for second most overall in NCAA Division I history (12 - **Jared Sullinger**: Ohio State - Big Ten, 2010-11)  
 One of 30 Division I finalists nationally for the 2019 Kyle Macy Award (top freshman in college basketball)  
 Second freshman in MAAC history (**Lionel Simmons**: La Salle, 1986-87) to earn First Team All-MAAC honors  
 NABC District 1 First Team selection (first freshman in program history), ECAC Rookie of the Year (first in program history) and Second Team All-ECAC



# PLAYER QUICK HITS



## Reserves (Listed Numerically)

### F – #1 Colin Golson, Jr.

Named MAAC Rookie of the Week Jan. 18

Reserve averaged 10.5 points and 5.5 rebounds on 56% shooting including 50% from three in collegiate debut at Rider

Scored season-high 14 points off the bench in victory at Rider Saturday (Jan. 16)

Freshman was 2019–20 Division 2 First Team All-State and *Detroit Free Press* All-Area Third Team selection at Ferndale High

Previously played his high school basketball at East English Village

Played his AAU basketball for REACH Legends

### F – #11 Bennett Kwiecinski

Freshman was a Top-15 prospect in the Class of 2020 by the City/Suburban Hoops Report in Chicago

2019–20 *Associated Press* All-State Honorable Mention led Loyola Academy to a school-record 30 wins and the Class 4A Regional Title, Jesuit Cup, and Catholic Blue League Championship his senior season

Also named an IBCA Class 4A Second Team All-State, Pioneer Press All-Area Third Team, and a CCL First Team All-Conference selection in 2019–20

Averaged 13.7 points, 6.7 rebounds, and 1.8 blocks as a junior in 2018–19

Played his AAU basketball for the Illinois Wolves

Graduated Magna Cum Laude

Twin brother, Jordan, is a freshman on the Drake University men's basketball team

### F – #12 Kyle Young

Sophomore forward started first six games

Posted career-highs and first collegiate double-double with 15 points and 10 rebounds in season-opener vs. Monmouth

Appeared in 22 games as freshman, seeing action in 18 of team's final 20 games after having played in just four of the first 10

Averaged 2.9 points and 2.7 rebounds spanning 7.7 minutes of action

Broke out to average 5.6 points and 4.1 rebounds on 52% shooting in 13.4 minutes over seven-game span (Jan. 9–31)

Was first commitment in the Saints' Class of 2023

2019 Pennsylvania Sports Writers Class 4A Third Team selection averaged 13.9 points and lead Bethlehem Catholic to 26–4

Tied for team-high with 14 points in 2018 PIAA Class 4A State Semifinals and led squad to 28–4 record and an Eastern Pennsylvania Conference and District 11 Class 4A Championship his junior season

Played AAU for the Jersey Shore Warriors, which also produced recent Siena stars **Ryan Rossiter** and **Rob Poole**

Older brother, Ryan, plays basketball at Northwestern, and older sister, Jordan, plays volleyball at George Washington

### G – #15 Robert Mahala

Walk-on junior appointed team co-captain for 2020–21 season

Named to the MAAC All-Academic Team and Academic Honor Roll in each year of eligibility

Appeared in first six collegiate games last season, logging 10 total minutes

Scored first collegiate basket vs. Quinnipiac (Jan. 26, 2020)

Did not see any as a freshman

Earned three varsity letters and was a two-year starter at Christian Brothers Academy

Averaged 9.8 points as a senior, and was selected to play in New Jersey's North-South Senior All-Star Game

Father, Bobby, played college basketball at Wagner

Cousin, **Kevin Mahala**, was drafted by the Pittsburgh Pirates in 2016

### F – #20 Denzel Tchougang

Transfer from Cypress College (CA) set for final of three seasons of eligibility with Siena

Saw action for final second of first half in game at Marist (Feb. 28) during injury riddled 2019–20 season

Saw action in 20 games in 2018–19, averaging 5.7 minutes, while totaling 12 points and 15 rebounds

Appeared in 27 games in lone season at Cypress College (2017–18), making 23 starts while averaging 2.4 points and 2.6 rebounds in 9.6 minutes of action

Played five years of club basketball in Geneva, Switzerland

Swiss U19 Vice Champion





# PLAYER QUICK HITS



## Reserves (Continued)

### F – #24 Harrison Curry

Graduate transfer from the University of Detroit Mercy set to suit up for lone season with Saints in 2020–21  
Eligible for sixth season at fourth different college (Pensacola State, Louisiana Tech, Detroit Mercy)  
Did not play last season at Detroit Mercy as he prepared to become a graduate transfer  
Appeared in 19 games (six starts) at Detroit Mercy in 2018–19, ranking second on the team averaging 7.8 points  
Scored in double figures eight times for the Titans, highlighted by a pair of 16–point performances  
Saw action in only one game at Louisiana Tech in 2017–18 before suffering season–ending injury  
Began collegiate career by playing two seasons at Pensacola State College  
Was rated the 45th best junior college player in the country  
First Team All–Conference selection averaged team–high 14.5 points and 6.3 rebounds at Pensacola in 2016–17  
Averaged 11.3 points and 4.9 rebounds as a freshman at Pensacola in 2015–16  
Played senior year of high school at Legacy Charter School in South Carolina, where he earned Offensive MVP and Male Athlete of the Year honors after averaging a double–double with 15.7 points and 10.1 rebounds

### G – #25 Aidan Carpenter

Named MAAC Rookie of the Week on Jan. 11  
Scored game–high 19 points on 8–11 shooting in first collegiate start at Fairfield (Jan. 10)  
No. 1 recruit in Maine and No. 22 overall recruit in New England Class of 2020 according to New England Recruiting Report  
Began 2019–20 season at Lee Academy in Maine before matriculating to Siena as a mid–year enrollee  
2018–19 NEPSAC Player of the Year averaged 24 points and five assists while leading Hyde School in Bath, Maine to the NEPSAC Class C Title  
Played AAU basketball for Rhode Island Elite

### F – #33 Steven Lazar

Walk–on freshman joined program in July  
Averaged 5.3 points and 3.7 rebounds over 16 games his senior season in 2019–20 for Crestwood Prep  
Part of two CISAA Championship teams (2018, 2019), while also being a perfect 4.0 student

### F – #42 Kyle Arrington

Western Illinois transfer will sit out 2020–21 season per NCAA transfer regulations and have one year of eligibility remaining  
Appeared in 25 games (seven starts) in lone season at Western Illinois last winter  
Averaged 4.1 points and 3.8 rebounds in 12.6 minutes, while shooting a team–high 58.8% from the field  
Averaged 4.8 points and 5.3 rebounds on 61.5% shooting in 19.2 minutes over final 10 games including all seven of his starts  
Posted pair of season–high 10–point performances against Omaha and Summit League Co–Regular Season Champion South Dakota State  
Led the Leathernecks in both blocks (11) and field goal percentage (.590) in conference action  
Helped guide junior college powerhouse Kirkwood to a 55–10 record during his two seasons, highlighted by winning the 2018–19 NJCAA Division II Championship  
Averaged 6.2 points and 5.1 rebounds on 55.8% shooting in 12.0 minutes of action over his two seasons at Kirkwood  
Averaged 15.3 points and 12.2 rebounds while posting 58 blocks during his senior season at Lewis Central  
All–State Honorable Mention selection  
Named the City Champion and Player of the Year in golf  
Second Team All–Conference selection in baseball

## Siena Basketball Class of 2025



Siena Basketball Head Coach Carmen Maciariello has announced the Saints' first official signings for the Class of 2025. Waldorf, Maryland guard Jared Billups and Fort Myers, Florida guard Javian McCollum have both signed and returned their National Letters of Intent during the early signing period, and will enroll at Siena College next fall.

"We are excited to welcome such great young men to our Siena College community who will thrive academically, athletically, and socially," said Maciariello. "We can't wait for Jared and Javian to arrive in Loudonville and don the Green and Gold."

The 6-5, 200-pound Billups stars at the McDonough School, which also produced recent Siena star Evan Fisher '19, and is coached by TJ Jordan who worked alongside current Siena assistant Antoni Wyche when the duo were on staff together at Lehigh. A cousin of five-time NBA All-Star and 2004 NBA Finals MVP Chauncey Billups, he averaged 15.5 points and eight rebounds per game last season. Billups plays his AAU basketball for Team Thrill, under the direction of Donnell "Mookie" Dobbins.

"Jared is a physically ready to play guard who is a triple threat with the basketball," noted Maciariello. "He comes from a fine academic institution, and will be ready to thrive academically in our campus community."

The 6-1, 170-pound McCollum is a two-time The News-Press Player of the Year. Last season, he averaged 20.7 points while leading Fort Myers to the Class 6A Regional Final under head coach Keeth Jones. McCollum, who is averaging 18.5 points, 3.4 rebounds, 3.1 assists, and 2.2 steals for his high school career, plays on the AAU circuit for CP25 coached by Darrin Wallace.

"Javian is a quick, cerebral combo guard who can play with or without the ball, and has a gift for scoring the basketball," explained Maciariello.

## The Last Time

**Siena scored 100 points in a game:** Siena was defeated by Quinnipiac 107-100 in triple overtime on Feb. 17, 2019 at the Times Union Center. It marked the Saints' first 100-point effort in 16 years since a 100-69 win over Saint Peter's on Mar. 1, 2003.

**Siena allowed 100 points in a game:** Yale defeated Siena 100-89 in triple overtime on Nov. 20, 2019 in New Haven

**Siena won an overtime game:** Siena defeated Niagara 72-65 in overtime in the 2018-19 regular season finale on Mar. 3, 2019 in Niagara University, New York

**Siena lost an overtime game:** Yale defeated Siena 100-89 in triple overtime on Nov. 20, 2019 in New Haven

**Siena was held to 40 points or fewer:** St. Bonaventure defeated Siena 82-40 on Jan. 5, 2018 in Olean, NY

**Siena held an opponent to 40 points or fewer:** Siena scored the final seven points to grind past Saint Peter's 47-40 on Jan. 23, 2021 at the Alumni Recreation Center in Loudonville, NY

**Siena won by more than 30 points:** Siena defeated Manhattan 89-54 at Times Union Center on Dec. 4, 2015

**Siena lost by more than 30 points:** St. Bonaventure defeated Siena 82-40 on Jan. 5, 2018 in Olean, NY

**Five Siena players scored in double figures:** Five Saints scored in double figures in Siena's season-opening 78-77 victory over Monmouth on Jan. 3, 2021 at the Alumni Recreation Center

**Siena grabbed more than 50 rebounds in a game:** Siena pulled down 52 rebounds in a 100-89 triple overtime setback at Yale on Nov. 20, 2019 in New Haven

**A Siena player scored 40 points or more in a game:** Jalen Pickett posted the second highest single-game scoring total in program history, tallying 46 points in a 107-100 triple overtime loss to Quinnipiac on Feb. 17, 2019 at the Times Union Center

**A Siena player scored 35 or more points in a game:** Jalen Pickett posted the second highest single-game scoring total in program history, tallying 46 points in a 107-100 triple overtime loss to Quinnipiac on Feb. 17, 2019 at the Times Union Center

**A Siena player scored 30 or more points in a game:** Jalen Pickett posted the second highest single-game scoring total in program history, tallying 46 points in a 107-100 triple overtime loss to Quinnipiac on Feb. 17, 2019 at the Times Union Center

**A Siena player grabbed 20 rebounds in a game:** OD Anosike had 21 rebounds in Siena's 79-75 win over Marist on January 27, 2013.

**Siena made 15 or more three-pointers in a game:** The Saints connected on 15 three-pointers in a loss at Fordham on 11/24/01

**A Siena player had 10 or more assists in a game:** Jalen Pickett posted his second straight double digit assist game, dishing out 11 dimes as Siena clinched the MAAC Regular Season Championship at Monmouth on Mar. 6, 2020

**A Siena player had seven or more steals in a game:** Jalen Pickett swiped all seven of Siena's steals vs. Colgate on Nov. 24, 2018 at the Times Union Center

**A Siena player had five or more blocks in a game:** Javion Ogunyemi had five blocks in an 87-86 overtime defeat vs. Iona in the 2017 MAAC Championship Game

**Siena failed to convert a free-throw:** Siena went 0-2 from the free throw line in a 57-45 loss vs. Holy Cross on Nov. 18, 2018. Neither team made a free throw in the game, while combining for just three attempts. It marked the first time in 18 years - Dec. 10, 2000 at Marist (0-5) - that Siena failed to make a free throw

**Siena failed to convert a 3-pointer:** Siena missed all eight of its three-point attempts in an 80-73 loss vs. Canisius on Feb. 4, 2017 at the Times Union Center. It marked the second time in 20 games in which the Saints were held without a three, after having gone the previous 221 games without a miss.

**Siena did not miss a free-throw:** On Feb. 4, 2007 Siena went 11-for-11 from the free throw line against Saint Peter's

**Siena player had a triple-double:** Kojo Mensah had 20 points, 14 rebounds and 11 assists in Siena's 82-74 OT win over UAlbany (2/3/05)



## Career Games Played/Started

|                    | <u>Career Games</u> | <u>Career Starts</u> | <u>Consec. Games</u> | <u>Consec. Starts</u> |
|--------------------|---------------------|----------------------|----------------------|-----------------------|
| Manny Camper       | 85                  | 64                   | 58                   | 44                    |
| Jalen Pickett      | 69                  | 67                   | 4                    | 4                     |
| Jordan King        | 40                  | 12                   | 40                   | 10                    |
| Kyle Young         | 32                  | 7                    | 15                   | 0                     |
| Denzel Tchougang*  | 21                  | 0                    | 0                    | 0                     |
| Nick Hopkins*      | 10                  | 10                   | 10                   | 10                    |
| Jackson Stormo     | 10                  | 3                    | 10                   | 3                     |
| Robert Mahala      | 9                   | 0                    | 0                    | 0                     |
| Aidan Carpenter    | 8                   | 3                    | 8                    | 0                     |
| Harrison Curry*    | 6                   | 0                    | 0                    | 0                     |
| Colin Golson, Jr.  | 6                   | 0                    | 6                    | 0                     |
| Bennett Kwiecinski | 6                   | 0                    | 0                    | 0                     |
| Kyle Arrington*    | 0                   | 0                    | 0                    | 0                     |
| Steven Lazar       | 0                   | 0                    | 0                    | 0                     |

\*At Siena

## Leads and Deficits

|  |                                      |
|--|--------------------------------------|
| Most points                              | 78 twice                             |
| Fewest points                            | 47 vs. Saint Peter's (Jan. 23)       |
| Most points allowed                      | 77 vs. Monmouth (Jan. 3)             |
| Fewest points allowed                    | 40 vs. Saint Peter's (Jan. 23)       |
| Biggest win                              | 16 at Fairfield (Jan. 9)             |
| Biggest loss                             | 6 vs. Saint Peter's (Jan. 22)        |
| Biggest lead                             | 18 twice                             |
| Biggest deficit                          | 16 vs. Saint Peter's (Jan. 22)       |
| Biggest deficit overcome to win          | 8 vs. Saint Peter's (Jan. 23)        |
| Biggest lead lost                        | 7 vs. Saint Peter's (Jan. 23)        |
| Biggest halftime lead                    | 13 at Fairfield (Jan. 9)             |
| Biggest halftime deficit                 | 6 vs. Monmouth (Jan. 3)              |
| Biggest halftime deficit overcome to win | 6 vs. Monmouth (Jan. 3)              |
| Biggest halftime lead lost               | 2 vs. Saint Peter's (Jan. 22)        |
| Most points in a half                    | 47 twice                             |
| Fewest points in a half                  | 18 (1st) vs. Saint Peter's (Jan. 23) |
| Most points allowed in a half            | 43 (2nd) at Rider (Jan. 16)          |
| Fewest points allowed in a half          | 18 (1st) vs. Saint Peter's (Jan. 23) |

## Record by Starting Lineup

| <u>Starting Lineup</u>                      | <u>Record</u> |
|---|---------------|
| Camper - Young - Hopkins - King - Pickett   | 3-1           |
| Camper - Young - Hopkins - King - Carpenter | 3-0           |
| Camper - Stormo - Hopking - King - Pickett  | 2-1           |

## Siena's Record When...

|  |     |
|--|-----|
| Leading at halftime                              | 4-1 |
| Trailing at halftime                             | 2-1 |
| Tied at halftime                                 | 2-0 |
| Leading with 5:00 left                           | 7-1 |
| Trailing with 5:00 left                          | 1-1 |
| Tied with 5:00 left                              | 0-0 |
| Overtime   | 0-0 |
| SC shoots 50% or better from field               | 3-0 |
| SC shoots between 40-49.9% from field            | 4-0 |
| SC shoots under 40% from field                   | 1-2 |
| Opponent shoots 50% or better from field         | 0-0 |
| Opponent shoots between 40-49.9% from field      | 4-2 |
| Opponent shoots under 40% from field             | 4-0 |
| SC outrebounds opponent                          | 4-1 |
| Opponent outrebounds SC                          | 3-1 |
| Tied in rebounds                                 | 1-0 |
| SC records 10 or more steals                     | 0-0 |
| SC records 15 or more assists                    | 2-0 |
| SC commits 15 turnovers or fewer                 | 6-1 |
| SC commits more than 15 turnovers                | 2-0 |
| SC commits fewer turnovers than opponent         | 3-1 |
| SC commits more turnovers than opponent          | 5-0 |
| Tie in turnovers                                 | 0-1 |
| SC shoots 70% or better from the free throw line | 3-1 |
| SC shoots under 70% from the free throw line     | 5-1 |
| SC scores 59 points or fewer                     | 1-1 |
| SC scores between 60-69 points                   | 1-1 |
| SC scores between 70-79 points                   | 6-0 |
| SC scores 80 points or more                      | 0-0 |
| Opponent scores 59 points or fewer               | 3-1 |
| Opponent scores between 60-69 points             | 3-1 |
| Opponent scores between 70-79 points             | 2-0 |
| Opponent scores 80 points or more                | 0-0 |
| Four or more Saints score in double figures      | 4-0 |
| Playing in November                              | 0-0 |
| Playing in December                              | 0-0 |
| Playing in January                               | 8-2 |
| Playing in February                              | 0-0 |
| Playing in March                                 | 0-0 |
| Playing on Monday                                | 1-0 |
| Playing on Tuesday                               | 0-0 |
| Playing on Wednesday                             | 0-0 |
| Playing on Thursday                              | 0-0 |
| Playing on Friday                                | 1-1 |
| Playing on Saturday                              | 3-1 |
| Playing on Sunday                                | 3-0 |
| Playing in the day time (11 AM-5 PM start)       | 5-1 |
| Playing at night (5 PM or later start)           | 3-1 |
| Televised games                                  | 8-2 |
| SC plays at home                                 | 3-1 |
| SC plays on the road                             | 5-1 |
| SC plays on a neutral court                      | 0-0 |
| SC plays west of Albany                          | 0-0 |
| SC plays east of Albany                          | 0-0 |
| SC plays north of Albany                         | 0-0 |
| SC plays south of Albany                         | 5-1 |
| Wearing white uniforms                           | 4-1 |
| Wearing green uniforms                           | 0-0 |
| Wearing gold uniforms                            | 2-1 |
| Wearing black uniforms                           | 2-0 |



# Keepin' Track of the MAAC

For all the latest MAAC Basketball News and Scores visit [www.MAACSports.com](http://www.MAACSports.com)



## MAAC Standings (Through Thursday)\*

| Team               | MAAC |   | Overall |    |
|--------------------|------|---|---------|----|
|                    | W    | L | W       | L  |
| 1.) Monmouth       | 10   | 4 | 10      | 5  |
| 2.) <b>SIENA</b>   | 8    | 2 | 8       | 2  |
| 3.) Saint Peter's  | 7    | 5 | 10      | 7  |
| 4.) Marist         | 7    | 7 | 9       | 7  |
| 5.) <b>Niagara</b> | 6    | 8 | 7       | 9  |
| 6.) Canisius       | 5    | 3 | 5       | 3  |
| 7.) Fairfield      | 5    | 9 | 5       | 14 |
| 8.) Manhattan      | 5    | 9 | 6       | 9  |
| 9.) Iona           | 4    | 3 | 6       | 5  |
| 10.) Quinnipiac    | 4    | 7 | 6       | 9  |
| 11.) Rider         | 4    | 8 | 4       | 11 |

\*With some teams assured of playing fewer than 20 league games, the first tiebreaker will be total MAAC wins

## Other MAAC Action

(Saturday)

|                         |      |
|-------------------------|------|
| Rider at Quinnipiac     | 1 PM |
| Canisius at Fairfield   | 5 PM |
| Monmouth at Iona        | 7 PM |
| Marist at Saint Peter's | 8 PM |

(Sunday)

|                     |      |
|---------------------|------|
| Rider at Quinnipiac | 1 PM |
|---------------------|------|

## MAAC Weekly Honors

| Date    | Player of the Week        | Rookie of the Week             |
|---------|---------------------------|--------------------------------|
| Nov. 30 | Fousseyni Drame (SPU)     | Tymu Chenery (QUI)             |
| Dec. 7  | Isaiah Ross (ION)         | Nelly Junior Joseph (ION)      |
| Dec. 14 | Ant Nelson (MAN)          | Hakim Byrd (MAR)               |
| Dec. 21 | Isaiah Ross (ION)         | Nelly Junior Joseph (ION)      |
| Dec. 28 | Isaiah Ross (ION)         | Nelly Junior Joseph (ION)      |
| Jan. 4  | Marcus Hammond (NIA)      | Ricardo Wright (MAR)           |
| Jan. 11 | <b>Manny Camper (SIE)</b> | <b>Aidan Carpenter (SIE)</b>   |
| Jan. 18 | <b>Jordan King (SIE)</b>  | <b>Colin Golson, Jr. (SIE)</b> |
| Jan. 25 | Dwight Murray, Jr (RID)   | Ricardo Wright (MAR)           |
| Feb. 1  | Kobi Nwandu (NIA)         | Ricardo Wright (MAR)           |
| Feb. 8  | Melik Martin (MON)        | Luis Kortright (QUI)           |
| Feb. 15 | Elijah Buchanan (MAN)     | Nelly Junior Joseph (ION)      |
| Feb. 22 |                           |                                |
| Mar. 1  |                           |                                |
| Mar. 8  |                           |                                |

## MAAC Preseason Coaches' Poll

|                    |           |
|--------------------|-----------|
| 1.) SIENA (11)     | 121       |
| 2.) Iona           | 103       |
| 3.) Monmouth       | 89        |
| Saint Peter's      | 89        |
| 5.) Manhattan      | 77        |
| 6.) <b>Niagara</b> | <b>63</b> |
| 7.) Quinnipiac     | 54        |
| 8.) Fairfield      | 39        |
| 9.) Marist         | 36        |
| 10.) Canisius      | 31        |
| 11.) Rider         | 24        |

\*First place votes in parenthesis

## Siena's MAAC and NCAA Rankings

| Siena            | Total | MAAC Rank* | NCAA Rank! |
|------------------|-------|------------|------------|
| Points           | 68.1  | 4th        | 254th      |
| Opp Points       | 61.9  | 1st        | 14th       |
| Scoring Margin   | +6.2  | 1st        | 88th       |
| FG%              | .445  | 1st        | 157th      |
| Opp FG%          | .406  | 3rd        | 48th       |
| FT%              | .652  | 11th       | 308th      |
| 3-PT%            | .363  | 2nd        | 68th       |
| Opp 3-PT%        | .337  | 7th        | 192nd      |
| 3-PT/GM          | 7.4   | 4th        | 157th      |
| Rebounds         | 35.4  | 6th        | 186th      |
| Rebound Margin   | +1.7  | 2nd        | 139th      |
| Assists          | 12.4  | 5th        | 238th      |
| Steals           | 5.7   | 6th        | 245th      |
| Blocks           | 2.4   | 8th        | 262nd      |
| Turnovers        | 11.9  | 3rd        | 72nd       |
| A/TO Ratio       | 1.04  | 5th        | 150th      |
| Turnovers Forced | 11.6  | 9th        | 303rd      |
| Turnover Margin  | -0.3  | 7th        | 196th      |

| Player                | PTS         | MAAC Rank | NCAA Rank |
|-----------------------|-------------|-----------|-----------|
| <b>Jordan King</b>    | PTS - 13.3  | 6th       | N/A       |
|                       | FT% - .800  | 8th       | 163rd     |
| <b>Manny Camper</b>   | PTS - 13.2  | 9th       | N/A       |
|                       | REB - 10.7  | 1st       | 11th      |
|                       | AST - 3.7   | 3rd       | 187th     |
|                       | OREB - 2.8  | 3rd       | 64th      |
|                       | DREB - 7.9  | 1st       | 10th      |
|                       | MIN - 36:57 | 2nd       | 19th      |
| <b>Jackson Stormo</b> | FG% - .643  | 3rd       | N/A       |
| <b>Nick Hopkins</b>   | STL - 1.2   | 8th       | N/A       |
|                       | MIN - 34:00 | 4th       | 133rd     |

\*Out of 11 teams (through Thursday)

!Out of 338 ranked teams (Through Thursday)

# Quick Chart

## Player Season and Career Highs (at Siena)

|                       |   | 2020~21  | Career (at Siena)   |
|-----------------------|---|--|---|
| 0 Nick Hopkins        | Points<br>Rebounds<br>Assists<br>Steals<br>Blocks | 16 at Rider 1/16/21<br>6 at Fairfield 1/9/21<br>2 three times<br>2 four times<br>-   | Same<br>Same<br>Same<br>Same<br>-   |
| 1 Colin Golson, Jr.   | Points<br>Rebounds<br>Assists<br>Steals<br>Blocks | 14 at Rider 1/16/21<br>6 twice<br>1 at Rider 1/16/21<br>2 vs. Saint Peter's 1/22/21<br>-   | Same<br>Same<br>Same<br>Same<br>-   |
| 3 Manny Camper        | Points<br>Rebounds<br>Assists<br>Steals<br>Blocks | 19 twice<br>13 three times<br>6 twice<br>2 three times<br>1 vs. Monmouth 1/3/21  | 22 twice<br>19 at Yale 11/20/19<br>6 three times<br>3 three times<br>3 at Colgate 11/30/19                    |
| 11 Bennett Kwiecinski | Points<br>Rebounds<br>Assists<br>Steals<br>Blocks | 2 vs. Monmouth 1/4/21<br>2 vs. Monmouth 1/4/21<br>-<br>-<br>1 vs. Monmouth 1/3/21  | Same<br>Same<br>-<br>-<br>Same  |
| 12 Kyle Young         | Points<br>Rebounds<br>Assists<br>Steals<br>Blocks | 15 vs. Monmouth 1/3/21<br>10 vs. Monmouth 1/3/21<br>1 twice<br>3 vs. Monmouth 1/3/21<br>3 vs. Monmouth 1/4/21                          | Same<br>Same<br>1 five times<br>3 twice<br>Same   |
| 14 Jordan King        | Points<br>Rebounds<br>Assists<br>Steals<br>Blocks | 22 at Rider 1/16/21<br>3 at Rider 1/15/21<br>6 at Rider 1/16/21<br>2 twice<br>1 at Marist 1/30/21                                      | Same<br>4 three times<br>Same<br>2 five times<br>1 twice  |
| 15 Robert Mahala      | Points<br>Rebounds<br>Assists<br>Steals<br>Blocks | -<br>-<br>-<br>-<br>-  | 2 vs. Quinnipiac 1/26/20<br>1 vs. Quinnipiac 1/26/20<br>-<br>1 vs. Quinnipiac 1/26/20<br>1 vs. Niagara 3/4/20 |
| 20 Denzel Tchougang   | Points<br>Rebounds<br>Assists<br>Steals<br>Blocks | -<br>-<br>-<br>-<br>-  | 4 vs. Cal Poly 12/29/18<br>4 at St. Bonaventure 12/5/18<br>1 at Marist 1/11/19<br>-<br>1 twice                |
| 22 Jalen Pickett      | Points<br>Rebounds<br>Assists<br>Steals<br>Blocks | 20 vs. Monmouth 1/3/21<br>14 vs. Monmouth 1/4/21<br>7 vs. Saint Peter's 1/22/21<br>1 five times<br>1 four times                        | 46 vs. Quinnipiac 2/17/19<br>Same<br>13 twice<br>7 vs. Colgate 11/24/18<br>4 vs. Rider 3/9/19                 |
| 24 Harrison Curry     | Points<br>Rebounds<br>Assists<br>Steals<br>Blocks | 4 vs. Monmouth 1/4/21<br>4 vs. Monmouth 1/4/21<br>1 vs. Saint Peter's 1/22/21<br>2 at Fairfield 1/10/21<br>1 vs. Saint Peter's 1/22/21 | Same<br>Same<br>Same<br>Same<br>Same  |
| 25 Aidan Carpenter    | Points<br>Rebounds<br>Assists<br>Steals<br>Blocks | 19 at Fairfield 1/10/21<br>3 at Marist 1/30/21<br>3 at Rider 1/15/21<br>2 twice<br>2 at Marist 1/31/21                                 | Same<br>Same<br>Same<br>Same<br>Same  |
| 33 Steven Lazar       | Points<br>Rebounds<br>Assists<br>Steals<br>Blocks | -<br>-<br>-<br>-<br>-  | -<br>-<br>-<br>-<br>-   |
| 42 Kyle Arrington     | Points<br>Rebounds<br>Assists<br>Steals<br>Blocks | -<br>-<br>-<br>-<br>-  | -<br>-<br>-<br>-<br>-   |
| 55 Jackson Stormo     | Points<br>Rebounds<br>Assists<br>Steals<br>Blocks | 15 at Fairfield 1/9/21<br>10 at Rider 1/16/21<br>5 at Marist 1/31/21<br>3 at Marist 1/31/21<br>2 at Marist 1/30/21                     | Same<br>Same<br>Same<br>Same<br>Same  |

# Official Basketball Box Score -- Game Totals -- Final Statistics

Siena vs Niagara

01/19/20 1:00 pm at NY

Siena 71 • 7-9,3-4 MAAC

| ##     | Player           |   | Total  | 3-Ptr  | FT-FTA | Rebounds |     |     | PF | TP | A  | TO | Blk | Stl | Min |
|--------|------------------|---|--------|--------|--------|----------|-----|-----|----|----|----|----|-----|-----|-----|
|        |                  |   | FG-FGA | FG-FGA |        | Off      | Def | Tot |    |    |    |    |     |     |     |
| 01     | Elijah Burns     | f | 4-6    | 1-2    | 4-4    | 2        | 3   | 5   | 4  | 13 | 1  | 2  | 1   | 0   | 23  |
| 02     | Gary Harris, Jr. | g | 3-6    | 0-1    | 0-0    | 0        | 3   | 3   | 2  | 6  | 1  | 1  | 0   | 0   | 28  |
| 03     | Manny Camper     | g | 8-14   | 1-1    | 4-5    | 3        | 1   | 4   | 4  | 21 | 1  | 3  | 1   | 2   | 39  |
| 14     | Jordan King      | g | 2-5    | 2-4    | 0-0    | 0        | 2   | 2   | 1  | 6  | 1  | 1  | 0   | 0   | 32  |
| 22     | Jalen Pickett    | g | 4-10   | 3-6    | 1-2    | 1        | 4   | 5   | 0  | 12 | 7  | 2  | 1   | 0   | 35  |
| 00     | Donald Carey     |   | 1-3    | 0-1    | 0-0    | 0        | 1   | 1   | 5  | 2  | 2  | 1  | 0   | 1   | 14  |
| 05     | Matt Hein        |   | 1-2    | 0-1    | 0-0    | 1        | 0   | 1   | 1  | 2  | 0  | 0  | 0   | 1   | 11  |
| 12     | Kyle Young       |   | 2-4    | 0-0    | 5-8    | 4        | 4   | 8   | 3  | 9  | 0  | 2  | 0   | 0   | 18  |
| Team   |                  |   |        |        |        | 1        | 0   | 1   |    |    |    |    |     |     |     |
| Totals |                  |   | 25-50  | 7-16   | 14-19  | 12       | 18  | 30  | 20 | 71 | 13 | 12 | 3   | 4   | 200 |

FG % 1st Half: 14-25 56.0% 2nd half: 11-25 44.0% Game: 25-50 50.0%  
 3FG % 1st Half: 5-10 50.0% 2nd half: 2-6 33.3% Game: 7-16 43.8%  
 FT % 1st Half: 3-4 75.0% 2nd half: 11-15 73.3% Game: 14-19 73.7%

Deadball  
Rebounds  
0

Niagara 72 • 6-11,4-2 MAAC

| ##     | Player            |   | Total  | 3-Ptr  | FT-FTA | Rebounds |     |     | PF | TP | A  | TO | Blk | Stl | Min |
|--------|-------------------|---|--------|--------|--------|----------|-----|-----|----|----|----|----|-----|-----|-----|
|        |                   |   | FG-FGA | FG-FGA |        | Off      | Def | Tot |    |    |    |    |     |     |     |
| 34     | Nicholas Kratholm | f | 4-8    | 0-0    | 0-0    | 4        | 1   | 5   | 2  | 8  | 0  | 0  | 0   | 0   | 16  |
| 00     | Justin Roberts    | g | 2-3    | 2-3    | 2-2    | 0        | 2   | 2   | 0  | 8  | 1  | 2  | 0   | 0   | 28  |
| 10     | Marcus Hammond    | g | 3-11   | 0-3    | 6-8    | 0        | 2   | 2   | 1  | 12 | 4  | 1  | 0   | 0   | 33  |
| 11     | Raheem Solomon    | g | 4-7    | 2-3    | 6-8    | 1        | 5   | 6   | 2  | 16 | 1  | 2  | 0   | 1   | 29  |
| 33     | Steven Levnaic    | g | 0-0    | 0-0    | 0-0    | 0        | 2   | 2   | 1  | 0  | 0  | 0  | 0   | 1   | 15  |
| 05     | James Towns       |   | 1-4    | 0-0    | 2-2    | 0        | 1   | 1   | 1  | 4  | 5  | 0  | 0   | 1   | 20  |
| 12     | Shandon Brown     |   | 0-1    | 0-0    | 2-2    | 0        | 0   | 0   | 2  | 2  | 1  | 1  | 0   | 0   | 19  |
| 15     | Greg Kuakumensah  |   | 8-11   | 1-1    | 0-1    | 1        | 2   | 3   | 4  | 17 | 1  | 1  | 0   | 0   | 26  |
| 22     | Nick MacDonald    |   | 2-3    | 1-2    | 0-0    | 0        | 0   | 0   | 2  | 5  | 0  | 0  | 0   | 1   | 14  |
| Team   |                   |   |        |        |        | 2        | 3   | 5   |    |    |    |    |     |     |     |
| Totals |                   |   | 24-48  | 6-12   | 18-23  | 8        | 18  | 26  | 15 | 72 | 13 | 7  | 0   | 4   | 200 |

FG % 1st Half: 10-27 37.0% 2nd half: 14-21 66.7% Game: 24-48 50.0%  
 3FG % 1st Half: 3-8 37.5% 2nd half: 3-4 75.0% Game: 6-12 50.0%  
 FT % 1st Half: 7-8 87.5% 2nd half: 11-15 73.3% Game: 18-23 78.3%

Deadball  
Rebounds  
3

Officials: Jason Mirabito,Kelly Pfeifer,DJ Carstensen

Technical fouls: Siena-None. Niagara-None.

Attendance: 1020

2019-20 Men's Basketball. Round: 0. Niagara vs Siena. Played at Gallagher Cent

| Score by periods | 1st | 2nd | Total |
|------------------|-----|-----|-------|
| Siena            | 36  | 35  | 71    |
| Niagara          | 30  | 42  | 72    |

|        | In    | Off | 2nd    | Fast  |       |
|--------|-------|-----|--------|-------|-------|
| Points | Paint | T/O | Chance | Break | Bench |
| SIE    | 26    | 10  | 10     | 13    | 13    |
| NIAG   | 34    | 13  | 11     | 4     | 28    |

Last FG - SIE 2nd-00:00, NIAG 2nd-00:44.

Largest lead - SIE by 11 1st-08:40, NIAG by 4 2nd-00:13.

SIE led for 35:58. NIAG led for 00:44. Game was tied for 03:18.

Score tied - 3 times.

Lead changed - 1 time.



# Official Basketball Box Score -- Game Totals -- Final Statistics

Niagara vs Siena

03/04/20 7:00 pm at Albany, NY

Niagara 55 • 11-19,9-10 MAAC

| ##     | Player            |   | Total  |        | 3-Ptr  |        | FT-FTA | Rebounds |     |     | PF | TP | A  | TO | Blk | Stl | Min |
|--------|-------------------|---|--------|--------|--------|--------|--------|----------|-----|-----|----|----|----|----|-----|-----|-----|
|        |                   |   | FG-FGA | FG-FGA | FG-FGA | FG-FGA |        | Off      | Def | Tot |    |    |    |    |     |     |     |
| 15     | Greg Kuakumensah  | f | 1-5    | 0-1    | 0-0    | 0-0    | 1      | 0        | 1   |     | 5  | 2  | 0  | 0  | 0   | 0   | 12  |
| 00     | Justin Roberts    | g | 5-9    | 3-5    | 2-2    | 2-2    | 0      | 0        | 0   |     | 1  | 15 | 0  | 0  | 0   | 2   | 26  |
| 10     | Marcus Hammond    | g | 1-12   | 0-3    | 0-0    | 0-0    | 0      | 3        | 3   |     | 1  | 2  | 7  | 0  | 0   | 1   | 24  |
| 11     | Raheem Solomon    | g | 3-9    | 0-1    | 3-4    | 3-4    | 1      | 1        | 2   |     | 3  | 9  | 0  | 0  | 0   | 0   | 18  |
| 12     | Shandon Brown     | g | 1-7    | 0-1    | 1-2    | 1-2    | 0      | 2        | 2   |     | 1  | 3  | 3  | 1  | 0   | 1   | 31  |
| 05     | James Towns       |   | 5-12   | 1-3    | 2-3    | 2-3    | 1      | 2        | 3   |     | 1  | 13 | 0  | 3  | 0   | 1   | 21  |
| 21     | Damani Thomas     |   | 0-1    | 0-0    | 0-0    | 0-0    | 2      | 2        | 4   |     | 0  | 0  | 1  | 1  | 0   | 0   | 9   |
| 22     | Nick MacDonald    |   | 0-1    | 0-1    | 0-0    | 0-0    | 0      | 3        | 3   |     | 1  | 0  | 0  | 1  | 0   | 1   | 14  |
| 30     | Mariano Baldon    |   | 0-1    | 0-0    | 0-0    | 0-0    | 0      | 0        | 0   |     | 0  | 0  | 0  | 0  | 0   | 0   | 1   |
| 33     | Steven Levnaic    |   | 2-2    | 1-1    | 0-0    | 0-0    | 0      | 4        | 4   |     | 3  | 5  | 0  | 1  | 0   | 1   | 20  |
| 34     | Nicholas Kratholm |   | 3-5    | 0-0    | 0-0    | 0-0    | 3      | 2        | 5   |     | 1  | 6  | 0  | 0  | 1   | 0   | 24  |
| Team   |                   |   |        |        |        |        | 2      | 2        | 4   |     |    |    |    |    |     |     |     |
| Totals |                   |   | 21-64  | 5-16   | 8-11   | 8-11   | 10     | 21       | 31  |     | 17 | 55 | 11 | 7  | 1   | 7   | 200 |

FG % 1st Half: 12-29 41.4% 2nd half: 9-35 25.7% Game: 21-64 32.8%  
 3FG % 1st Half: 3-6 50.0% 2nd half: 2-10 20.0% Game: 5-16 31.3%  
 FT % 1st Half: 3-3 100.0 2nd half: 5-8 62.5% Game: 8-11 72.7%

Deadball  
Rebounds  
2,1

Siena 77 • 18-10,14-5 MAAC

| ##     | Player           |   | Total  |        | 3-Ptr  |        | FT-FTA | Rebounds |     |     | PF | TP | A  | TO | Blk | Stl | Min |
|--------|------------------|---|--------|--------|--------|--------|--------|----------|-----|-----|----|----|----|----|-----|-----|-----|
|        |                  |   | FG-FGA | FG-FGA | FG-FGA | FG-FGA |        | Off      | Def | Tot |    |    |    |    |     |     |     |
| 01     | Elijah Burns     | f | 9-14   | 0-2    | 6-6    | 6-6    | 0      | 10       | 10  |     | 3  | 24 | 1  | 1  | 1   | 0   | 23  |
| 35     | Sammy Friday IV  | f | 3-4    | 0-0    | 0-0    | 0-0    | 0      | 1        | 1   |     | 2  | 6  | 0  | 1  | 0   | 1   | 12  |
| 03     | Manny Camper     | g | 1-7    | 0-0    | 7-10   | 7-10   | 3      | 11       | 14  |     | 2  | 9  | 5  | 3  | 0   | 2   | 36  |
| 13     | Ben Diamond      | g | 0-2    | 0-1    | 0-0    | 0-0    | 0      | 0        | 0   |     | 1  | 0  | 0  | 1  | 0   | 0   | 3   |
| 22     | Jalen Pickett    | g | 4-6    | 2-3    | 0-0    | 0-0    | 0      | 3        | 3   |     | 1  | 10 | 12 | 3  | 0   | 0   | 32  |
| 00     | Donald Carey     |   | 4-7    | 4-7    | 0-0    | 0-0    | 0      | 0        | 0   |     | 1  | 12 | 3  | 1  | 0   | 1   | 28  |
| 02     | Gary Harris, Jr. |   | 2-4    | 0-2    | 1-1    | 1-1    | 2      | 1        | 3   |     | 3  | 5  | 1  | 0  | 2   | 0   | 21  |
| 12     | Kyle Young       |   | 1-2    | 0-0    | 1-2    | 1-2    | 1      | 3        | 4   |     | 1  | 3  | 0  | 0  | 2   | 0   | 6   |
| 14     | Jordan King      |   | 2-6    | 1-5    | 0-0    | 0-0    | 0      | 0        | 0   |     | 1  | 5  | 1  | 0  | 0   | 0   | 26  |
| 15     | Robert Mahala    |   | 0-0    | 0-0    | 0-0    | 0-0    | 0      | 0        | 0   |     | 0  | 0  | 0  | 0  | 1   | 0   | 2   |
| 33     | Georges Darwiche |   | 1-2    | 1-2    | 0-0    | 0-0    | 0      | 2        | 2   |     | 1  | 3  | 0  | 0  | 0   | 0   | 11  |
| Team   |                  |   |        |        |        |        | 1      | 2        | 3   |     |    |    |    | 2  |     |     |     |
| Totals |                  |   | 27-54  | 8-22   | 15-19  | 15-19  | 7      | 33       | 40  |     | 16 | 77 | 23 | 12 | 6   | 4   | 200 |

FG % 1st Half: 11-27 40.7% 2nd half: 16-27 59.3% Game: 27-54 50.0%  
 3FG % 1st Half: 3-8 37.5% 2nd half: 5-14 35.7% Game: 8-22 36.4%  
 FT % 1st Half: 8-10 80.0% 2nd half: 7-9 77.8% Game: 15-19 78.9%

Deadball  
Rebounds  
2,1

Officials: Luke Shumer,Michael Kitts,D.J. Carstensen

Technical fouls: Niagara-None. Siena-None.

Attendance: 7146

2019-20 Men's Basketball. Round: 0. Niagara vs Siena. Played at Times Union Ce

| Score by periods | 1st | 2nd | Total |
|------------------|-----|-----|-------|
| Niagara          | 30  | 25  | 55    |
| Siena            | 33  | 44  | 77    |

| Points | In Paint | Off T/O | 2nd Chance | Fast Break | Bench |
|--------|----------|---------|------------|------------|-------|
| NIA    | 32       | 9       | 8          | 9          | 24    |
| SIE    | 34       | 10      | 8          | 2          | 28    |

Last FG - NIA 2nd-00:13, SIE 2nd-03:59.

Largest lead - NIA by 3 1st-11:41, SIE by 28 2nd-07:50.

NIA led for 08:21. SIE led for 26:54. Game was tied for 04:45.

Score tied - 6 times.

Lead changed - 9 times.

2020-21 Siena College Basketball  
Siena Combined Team Statistics (as of Feb 16, 2021)  
All games

| RECORD:        | OVERALL | HOME | AWAY | NEUTRAL |
|----------------|---------|------|------|---------|
| ALL GAMES      | 8-2     | 3-1  | 5-1  | 0-0     |
| CONFERENCE     | 8-2     | 3-1  | 5-1  | 0-0     |
| NON-CONFERENCE | 0-0     | 0-0  | 0-0  | 0-0     |

| #              | Player             | gp-gs | min  | avg  | Total   |      | 3-Point |       | F-Throw |      | Rebounds |     |     |      | pf  | dq | a   | to  | blk | stl | pts | avg  |
|----------------|--------------------|-------|------|------|---------|------|---------|-------|---------|------|----------|-----|-----|------|-----|----|-----|-----|-----|-----|-----|------|
|                |                    |       |      |      | fg-fga  | fg%  | 3fg-fga | 3fg%  | ft-fa   | ft%  | off      | def | tot | avg  |     |    |     |     |     |     |     |      |
| 14             | Jordan King        | 10-10 | 326  | 32.6 | 41-96   | .427 | 23-60   | .383  | 28-35   | .800 | 0        | 13  | 13  | 1.3  | 10  | 0  | 23  | 17  | 1   | 9   | 133 | 13.3 |
| 03             | Manny Camper       | 10-10 | 370  | 37.0 | 43-118  | .364 | 11-29   | .379  | 35-60   | .583 | 28       | 79  | 107 | 10.7 | 16  | 0  | 37  | 29  | 1   | 9   | 132 | 13.2 |
| 22             | Jalen Pickett      | 7-7   | 245  | 35.0 | 31-81   | .383 | 14-41   | .341  | 16-21   | .762 | 6        | 43  | 49  | 7.0  | 8   | 0  | 29  | 12  | 4   | 5   | 92  | 13.1 |
| 55             | Jackson Stormo     | 10-3  | 229  | 22.9 | 36-56   | .643 | 0-0     | .000  | 15-21   | .714 | 18       | 36  | 54  | 5.4  | 27  | 0  | 11  | 20  | 4   | 6   | 87  | 8.7  |
| 00             | Nick Hopkins       | 10-10 | 339  | 33.9 | 27-64   | .422 | 18-47   | .383  | 8-12    | .667 | 4        | 25  | 29  | 2.9  | 18  | 0  | 11  | 4   | 0   | 12  | 80  | 8.0  |
| 12             | Kyle Young         | 10-7  | 128  | 12.8 | 23-40   | .575 | 0-0     | .000  | 22-38   | .579 | 7        | 31  | 38  | 3.8  | 26  | 1  | 2   | 11  | 8   | 6   | 68  | 6.8  |
| 25             | Aidan Carpenter    | 8-3   | 197  | 24.6 | 20-45   | .444 | 4-16    | .250  | 8-13    | .615 | 5        | 5   | 10  | 1.3  | 21  | 0  | 10  | 8   | 4   | 5   | 52  | 6.5  |
| 01             | Colin Golson, Jr.  | 6-0   | 93   | 15.5 | 10-21   | .476 | 3-8     | .375  | 1-3     | .333 | 2        | 17  | 19  | 3.2  | 8   | 0  | 1   | 7   | 0   | 3   | 24  | 4.0  |
| 24             | Harrison Curry     | 6-0   | 34   | 5.7  | 4-6     | .667 | 1-1     | 1.000 | 1-2     | .500 | 2        | 6   | 8   | 1.3  | 12  | 1  | 0   | 5   | 1   | 2   | 10  | 1.7  |
| 11             | Bennett Kwiecinski | 6-0   | 37   | 6.2  | 1-3     | .333 | 0-2     | .000  | 1-2     | .500 | 1        | 2   | 3   | 0.5  | 6   | 0  | 0   | 0   | 1   | 0   | 3   | 0.5  |
| 15             | Robert Mahala      | 3-0   | 2    | 0.7  | 0-0     | .000 | 0-0     | .000  | 0-0     | .000 | 0        | 0   | 0   | 0.0  | 0   | 0  | 0   | 0   | 0   | 0   | 0   | 0.0  |
| Team           |                    |       |      |      |         |      |         |       |         |      | 15       | 9   | 24  |      |     |    |     | 6   |     |     |     |      |
| Total.....     |                    | 10    | 2000 |      | 236-530 | .445 | 74-204  | .363  | 135-207 | .652 | 88       | 266 | 354 | 35.4 | 152 | 2  | 124 | 119 | 24  | 57  | 681 | 68.1 |
| Opponents..... |                    | 10    | 2000 |      | 234-576 | .406 | 57-169  | .337  | 94-136  | .691 | 92       | 245 | 337 | 33.7 | 187 | 4  | 88  | 116 | 28  | 58  | 619 | 61.9 |

| TEAM STATISTICS        | SIE     | OPP     | Date                | Opponent      | Score   | Att. |
|------------------------|---------|---------|---------------------|---------------|---------|------|
| SCORING                | 681     | 619     | * 01/03/21          | MONMOUTH      | w 78-77 | 0    |
| Points per game        | 68.1    | 61.9    | * 01/04/21          | MONMOUTH      | w 76-62 | 0    |
| Scoring margin         | +6.2    | -       | * 01/09/21          | at Fairfield  | w 74-58 | 0    |
| FIELD GOALS-ATT        | 236-530 | 234-576 | * 01/10/21          | at Fairfield  | w 75-68 | 0    |
| Field goal pct         | .445    | .406    | * 01/15/21          | at Rider      | w 78-69 | 0    |
| 3 POINT FG-ATT         | 74-204  | 57-169  | * 01/16/21          | at Rider      | w 74-72 | 0    |
| 3-point FG pct         | .363    | .337    | * 01/22/21          | SAINT PETER'S | L 62-68 | 0    |
| 3-pt FG made per game  | 7.4     | 5.7     | * 01/23/21          | SAINT PETER'S | w 47-40 | 0    |
| FREE THROWS-ATT        | 135-207 | 94-136  | * 01/30/21          | at Marist     | L 54-55 | 0    |
| Free throw pct         | .652    | .691    | * 01/31/21          | at Marist     | w 63-50 | 0    |
| F-Throws made per game | 13.5    | 9.4     | * - Conference game |               |         |      |
| REBOUNDS               | 354     | 337     |                     |               |         |      |
| Rebounds per game      | 35.4    | 33.7    |                     |               |         |      |
| Rebounding margin      | +1.7    | -       |                     |               |         |      |
| ASSISTS                | 124     | 88      |                     |               |         |      |
| Assists per game       | 12.4    | 8.8     |                     |               |         |      |
| TURNOVERS              | 119     | 116     |                     |               |         |      |
| Turnovers per game     | 11.9    | 11.6    |                     |               |         |      |
| Turnover margin        | -0.3    | -       |                     |               |         |      |
| Assist/turnover ratio  | 1.0     | 0.8     |                     |               |         |      |
| STEALS                 | 57      | 58      |                     |               |         |      |
| Steals per game        | 5.7     | 5.8     |                     |               |         |      |
| BLOCKS                 | 24      | 28      |                     |               |         |      |
| Blocks per game        | 2.4     | 2.8     |                     |               |         |      |
| ATTENDANCE             | 0       | 0       |                     |               |         |      |
| Home games-Avg/Game    | 4-0     | 6-0     |                     |               |         |      |
| Neutral site-Avg/Game  | -       | 0-0     |                     |               |         |      |

| Score by Periods | 1st | 2nd | Totals |
|------------------|-----|-----|--------|
| Siena            | 312 | 369 | 681    |
| Opponents        | 291 | 328 | 619    |

# 2020-21 Siena Men's Basketball TV/Radio Roster



0

**Nick Hopkins**  
Gr. • G • 6-0 • 174  
Fayetteville, TN/  
Fayetteville/Belmont



1

**Colin Golson, Jr.**  
Fr. • F • 6-7 • 222  
Detroit, MI/Ferndale




3

**Manny Camper**  
Sr. • G/F • 6-7 • 216  
Chestertown, MD/  
Kent County



11

**Bennett Kwiecinski**  
Fr. • F • 6-8 • 185  
Wilmette, IL/Loyola  
Academy



12

**Kyle Young**  
So. • F • 6-9 • 240  
Stewartsville, NJ/  
Bethlehem Catholic (PA)



14

**Jordan King**  
So. • G • 6-0 • 175  
Albany, NY/Christian  
Brothers Academy



15

**Robert Mahala**  
Jr. • G • 6-5 • 170  
Jackson, NJ/Christian  
Brothers Academy




20

**Denzel Tchougang**  
Sr. • F • 6-10 • 229  
Geneva, Switzerland/  
Institut Florimont/Cypress  
College



22

**Jalen Pickett**  
Jr. • G • 6-4 • 202  
Rochester, NY/Aquinas  
Institute/SPIRE Institute (OH)




24

**Harrison Curry**  
Gr. • F • 6-7 • 257  
Ann Arbor, MI/Legacy  
Charter School (SC)/  
Detroit Mercy



25

**Aidan Carpenter**  
Fr. • G • 6-5 • 185  
Hamden, CT/  
Lee Academy (ME)



33

**Steven Lazar**  
Fr. • F • 6-8 • 174  
Toronto, ON/  
Crestwood Prep



42

**Kyle Arrington**  
Sr. • F • 6-10 • 262  
Council Bluffs, IA/Lewis  
Central/Western Illinois



55

**Jackson Stormo**  
Jr. • F • 6-9 • 247  
Santa Barbara, CA/  
San Marcos/Pepperdine

## COACHING STAFF



**Carmen Maciariello '01**  
Head Coach  
Second Season



**Harley Fuller**  
Assistant Coach  
Third Season  
Molloy '10



**Bob Simon**  
Assistant Coach  
Second Season  
Eastern Michigan '89



**Antoni Wyche**  
Assistant Coach  
Second Season  
Notre Dame '99



**Greg Fahey**  
Director of  
Basketball Operations  
Second Season  
Marist '13



**Matt Miner**  
Special Assistant to  
the Head Coach  
Second Season  
St. Edward's '14

## PRONUNCIATION GUIDE

#1 Colin Golson, Jr. – GOAL-sun  
#11 Bennett Kwiecinski – kwih-ZIN-skee  
#15 Robert Mahala – Ma-HA-la  
#20 Denzel Tchougang – CHEW-gang  
#33 Steven Lazar – La-ZARR  
Carmen Maciariello – Mass-ah-RELL-oh  
Antoni Wyche – Ann-TOE-knee WYSH



**G** Captain

| No. | Name               | Cl. | Pos. | Ht.  | Wt. | Hometown/High School/Previous School                   |
|-----|--------------------|-----|------|------|-----|--|
| 0   | Nick Hopkins       | Gr. | G    | 6-0  | 174 | Fayetteville, TN/Fayetteville/Belmont                  |
| 1   | Colin Golson, Jr.  | Fr. | F    | 6-7  | 222 | Detroit, MI/Ferndale                                   |
| 3   | Manny Camper       | Sr. | G/F  | 6-7  | 216 | Chestertown, MD/Kent County                            |
| 11  | Bennett Kwiecinski | Fr. | F    | 6-8  | 185 | Wilmette, IL/Loyola Academy                            |
| 12  | Kyle Young         | So. | F    | 6-9  | 240 | Stewartsville, NJ/Bethlehem Catholic (PA)              |
| 14  | Jordan King        | So. | G    | 6-0  | 175 | Albany, NY/Christian Brothers Academy                  |
| 15  | Robert Mahala      | Jr. | G    | 6-5  | 170 | Jackson, NJ/Christian Brothers Academy                 |
| 24  | Harrison Curry     | Gr. | F    | 6-7  | 257 | Ann Arbor, MI/Legacy Charter School (SC)/Detroit Mercy |
| 20  | Denzel Tchougang   | Sr. | F    | 6-10 | 229 | Geneva, Switzerland/Institut Florimont/Cypress College |
| 22  | Jalen Pickett      | Jr. | G    | 6-4  | 202 | Rochester, NY/Aquinas Institute/SPIRE Institute (OH)   |
| 25  | Aidan Carpenter    | Fr. | G    | 6-5  | 185 | Hamden, CT/Lee Academy (ME)                            |
| 33  | Steven Lazar       | Fr. | F    | 6-8  | 174 | Toronto, ON/Crestwood Prep                             |
| 42  | Kyle Arrington     | Sr. | F    | 6-10 | 262 | Council Bluffs, IA/Lewis Central/Western Illinois      |
| 55  | Jackson Stormo     | Jr. | F    | 6-9  | 247 | Santa Barbara, CA/San Marcos/Pepperdine                |

## Team Managers

Justin Caulfield '22  
Carter Morelli '22  
Miguel Washington '22  
Michael Campbell '23  
Aidan Khoury '24  
Michael McLoughlin '24

**SIENASAINTS.COM**