

November (0-3)

| | | |
|----|-----------------------------|-----------------|
| 9 | at #23/24 St. Bonaventure+^ | L, 75-47 |
| 13 | DELAWARE%& | L, 83-63 |
| 16 | YALE& | L, 82-54 |
| 19 | at Georgetown@ | 6:30 PM |
| 22 | HARVARD& | 7 PM |
| 28 | at Bucknell+ | 2 PM |
| 30 | at Army West Point | 7 PM |

December (0-0)

| | | |
|----|--------------------|------|
| 3 | MANHATTAN*# | 7 PM |
| 5 | at Saint Peter's*# | 2 PM |
| 11 | at Holy Cross+ | 2 PM |
| 28 | at American+ | 2 PM |
| 31 | at Iona*# | 1 PM |

January (0-0)

| | | |
|----|-------------------------|------|
| 2 | CANISIUS*># | 2 PM |
| 7 | at Monmouth*# | 7 PM |
| 9 | FAIRFIELD*># | 2 PM |
| 14 | at Marist*# | 7 PM |
| 21 | at Manhattan*# | 7 PM |
| 28 | NIAGARA*># | 7 PM |
| 30 | QUINNIPIAC*># | 2 PM |

February (0-0)

| | | |
|----|----------------------------|------|
| 4 | RIDER*># | 7 PM |
| 6 | at Fairfield*# | 2 PM |
| 11 | IONA*># | 7 PM |
| 13 | at Rider*# | 1 PM |
| 18 | MARIST*># | 7 PM |
| 20 | SAINT PETER'S*># | 2 PM |
| 24 | at Quinnipiac*# | 7 PM |
| 27 | MONMOUTH*># | 2 PM |

March (0-0)

| | | |
|------|-----------------------|------|
| 3 | at Niagara*# | 7 PM |
| 5 | at Canisius*# | 4 PM |
| 8 | MAAC First Round\$# | TBA |
| 9-10 | MAAC Quarterfinals\$# | TBA |
| 11 | MAAC Semifinals\$# | TBA |
| 12 | MAAC Championship\$# | TBA |

All times are Eastern Standard Time

Home Games in **BOLD CAPS**

*MAAC Game

^Br. Ed Coughlin Franciscan Cup

%Homecoming

+ESPN+

&ESPN3

#ESPN3 or ESPN+

@FS2

>My4 Albany

!ESPNU

\$Hercules Tires MAAC Championships

(Atlantic City, NJ)



GAME #4



Siena (0-3) at Georgetown (1-1)

Friday, November 19, 2021 - 6:30 PM
Capital One Arena (20,600) - Washington, DC

TV: **FS2** RADIO: **TALK 1300AM & 98.7 FM** ONLINE:

George Wallace
Tarik Turner

Emmanuel Berbari
Conner Fenlon

Siena College Athletic Communications

Marcelle Athletic Complex

515 Loudon Road - Loudonville, NY 12211-1462

Ph: 518-783-2377 - SienaSaints.com

Assistant Athletic Director for Communications: Mike Demos

Press/Cell Phone: 336-675-7374

E-mail: mdemos@siena.edu

Previous Starters

2021-22 Stats

| # - POS | NAME/CL/HT/WT/HOMETOWN | PPG | RPG | APG | MPG |
|---------|---|------|-----|-----|------|
| 24 - F | Michael Baer (Gr., 6-7/212, Bettendorf, IA) | 1.7 | 4.3 | 2.0 | 25.3 |
| 55 - F | Jackson Stormo* (Sr., 6-9/247, Santa Barbara, CA) | 11.3 | 8.0 | 1.3 | 31.0 |
| 11 - G | Anthony Gaines* (Gr., 6-5/203, Kingston, NY) | 5.7 | 6.0 | 1.3 | 28.0 |
| 3 - G | Colby Rogers (Jr., 6-4/184, Covington, GA) | 15.7 | 0.7 | 1.3 | 31.7 |
| 25 - G | Aidan Carpenter (So., 6-4/195, Hamden, CT) | 6.3 | 1.3 | 1.0 | 22.3 |

Reserves (Listed Numerically)

| # - POS | NAME/CL/HT/WT/HOMETOWN | PPG | RPG | APG | MPG |
|---------|--|-----|-----|-----|------|
| 0 - G | Nick Hopkins* (Gr., 6-0/171, Fayetteville, TN) | 5.0 | 2.3 | 1.7 | 20.3 |
| 1 - G | Jared Billups (Fr., 6-4/189, Waldorf, MD) | 0.0 | 5.0 | 1.0 | 17.0 |
| 2 - G | Javian McCollum (Fr., 6-2/153, Fort Myers, FL) | 3.0 | 0.0 | 0.0 | 19.0 |
| 5 - G | Jayce Johnson (Sr., 6-5/208, Buffalo, NY) | 6.7 | 3.0 | 1.0 | 20.0 |
| 13 - G | Aidan Dagostino (Fr., 6-1/147, Saratoga Springs, NY) | 0.0 | 0.0 | 0.0 | 1.0 |
| 14 - F | Jordan Kellier (Jr., 6-6/226, Portmore, Jamaica) | N/A | N/A | N/A | N/A |
| 15 - G | Robert Mahala* (Sr., 6-5/171, Jackson, NJ) | 1.3 | 0.3 | 0.3 | 5.0 |
| 21 - F | Michael Tertsea (R-Sr., 6-10/237, Benue State Nigeria) | 0.0 | 0.5 | 0.0 | 5.5 |
| 23 - G | Taihlend Owens (Fr., 6-6/186, Canton, GA) | N/A | N/A | N/A | N/A |
| 33 - F | Steven Lazar (So., 6-6/174, Toronto, ON) | 0.0 | 1.0 | 0.0 | 1.0 |

*Captain



@SienaSaints
@SienaMBB



SienaSaints
SienaBasketball



@SienaSaints
@SienaMBB



thesienasaints



The Series With Georgetown Seventh Meeting: Siena leads, 4-2



Away - 1-1

Division I - 0-0

Last Meeting - Georgetown 70, Siena 56

Jan. 31, 1974 - Washington, DC

Of Note

The programs are meeting for the seventh time, albeit the first time in 47 years

The schools met five times in a six-year span from 1949-55

Former Siena Head Coach **Louis Orr** (2000-01) and former Siena guard **Donald Carey** (2018-20) are both current members of the Hoyas

Carmen Maciariello is 0-0 vs. Georgetown

Patrick Ewing is 0-0 vs. Siena

Last Meeting

Bill Kirsch (Siena) and **John Thompson** (Georgetown) were both in their second seasons Georgetown outscored Siena 42-25 in the second half to overcome a three-point deficit The Hoyas held a 61-38 rebounding advantage

Steve Walters led Siena with 16 points, while **Rod Brooks** added 15

Jonathan Smith paced Georgetown with 20 points, while **Art Williamson** tallied 10 points and 21 rebounds

Siena vs. the BIG EAST

Siena is 20-37 (.351) vs. the 10 programs which currently comprise the BIG EAST

Tonight marks just the Saints' third game against a BIG

EAST opponent since the new BIG EAST formed in 2013



Siena has lost 10 straight vs. the 10 current members which comprise the BIG EAST, with their last win coming vs.

Villanova 74-59 in the NIT on Mar. 18, 2003 in Albany

Siena vs. the Big East

| | |
|-------------------|--------------|
| Butler | 0-2 |
| Creighton | 3-2 |
| DePaul | 0-0 |
| Georgetown | 4-2 |
| Marquette | 0-0 |
| Providence | 4-11 |
| Seton Hall | 4-6 |
| St. John's | 1-2 |
| Villanova | 3-8 |
| Xavier | 1-4 |
| TOTAL | 20-37 |



|  | Tale of the Tape |  |
|---|------------------|---|
| 0-3 | Record | 1-1 |
| 0-0 | Conf. | 0-0 |
| N/A | NET | N/A |
| 54.7 | Points | 69.5 |
| 80.0 | Opp Points | 63.0 |
| .356 | FG% | .418 |
| .509 | OPP FG% | .380 |
| .361 | 3FG% | .319 |
| .650 | FT% | .629 |
| 30.3 | Rebounds | 44.5 |
| 10.3 | Assists | 14.0 |
| 13.3 | Turnovers | 14.5 |
| 2.7 | Blocks | 4.0 |
| 4.7 | Steals | 10.0 |

*Leads Conference

Carmen Maciariello

Siena '01

Third Season

32-18 (.640)



Siena Basketball alumnus has led his alma mater to at least a share of back-to-back MAAC Regular Season Championships in his first two seasons

Achieved the tied for second best 47-game head coaching start in Siena's storied history (Paul Hewitt: 33-14, Mike Deane: 32-15), and was tied for the fourth fastest coach in MAAC history to reach 30 overall wins (43 games)

Finalist for the 2020-21 Hugh Durham (top Division I mid-major coach) and Skip Prosser Man of the Year awards

The only one of the 61 new Division I head coaching hires during the 2019-20 season to lead his team to an outright conference regular season championship

Named one of the "Top-12 Most Immediately Successful Hires of the 2019-20 Season" by CBS Sports' Matt Norlander

Became the first rookie head coach in program history to lead Siena to an outright MAAC Regular Season Championship in his first season, while his 20 wins tied for the most of any first-year Siena head coach.

Native of nearby Clifton Park, NY was promoted to be the 18th head coach in program history on Mar. 25, 2019

On Mar. 26, the 43-year-old signed a three-year contract extension which runs through the 2025-26 season

Maciariello and his wife, Laura, are the proud parents of a four-year-old daughter, Reese, and a son, Matteo, who celebrated his first birthday on May 12

Year-by-Year With Coach Maciariello

| YEAR | OVERALL | MAAC | FINISH |
|---------------|--------------|-------------|--------|
| 2019-20! | 20-10 | 15-5 | 1st |
| 2020-21! | 12-5 | 12-4 | T-1st |
| 2021-22 | 0-3 | 0-0 | |
| TOTALS | 32-18 | 27-9 | |

!MAAC Regular Season Champions
\$MAAC Tournament Champions





QUICK HITS



Siena faces a pair of familiar faces tonight against Georgetown

Hoyas assistant coach **Louis Orr** served as the head coach of the Saints for the 2000-01 season

Orr led Siena to a 20-11 overall record and a MAAC Co-Regular Season Championship in his lone season at the helm

Head coach **Carmen Maciariello** played his only season at Siena under the direction of Orr

Georgetown guard **Donald Carey** was a member of the Saints from 2018-20

In his lone season suiting up for Siena, Carey averaged 11.3 points in 30 games (28 starts) while helping guide the Saints to the 2019-20 MAAC Regular Season and Tournament Championship

Siena has opened the season with three consecutive losses for the first time in four seasons (started 0-4 in 2017-18)

The Saints have suffered all three defeats by 20+ points

It's the first time Siena has lost three straight games by 20+ points since Dec. 7-12, 1994

The Saints have dropped five straight overall dating back to last season – the program's longest losing streak since dropping six straight from Feb. 15 – Nov. 6, 2018

Prior to their current five-game losing streak, Siena had been 22-3 in their previous 25 games

The Saints continue a grueling season-opening schedule tonight

Siena's first three games came against conference preseason favorites (St. Bonaventure, Delaware, Yale)

The Saints' fourth opponent – Georgetown tonight – is the defending BIG EAST Tournament Champion

Siena concludes its tough season-opening five-game stretch vs. Ivy League preseason No. 2 Harvard Monday

Cal Poly transfer **Colby Rogers** has gotten off to a hot start to his Siena career

The junior guard has averaged a team-high 15.7 points over the team's first three games

Rogers has shot an even 50% from the field, including a stellar 57% (12-21) from three-point range

Rogers averaged 10.0 points in his two seasons with the Mustangs, including 12.2 points per game last season

The Saints saw their 14-game Times Union Center winning streak snapped with their home-opening setback vs. Delaware

The 14-game win streak was the second longest in program history at the Times Union Center (38 straight from 2008-10)

Siena had also won 16 straight regular season home games in Albany prior to their home-opening defeat

The loss marked the program's first defeat at the Times Union Center since Mar. 10, 2019 (MAAC Semifinals vs. Iona), and first regular season loss since Feb. 17, 2019 vs. Quinnipiac

The Saints played all of their 2020-21 home games on-campus at the UHY Center without spectators due to COVID-19

The home-opener was Siena's first regular season contest at the Times Union Center in 619 days

The Saints are in search of at least a share of the program's third straight MAAC Regular Season Championship

Siena is looking to complete the three-peat for the second time in school history (2008-10)

The Saints earned a share of the ninth MAAC Regular Season crown in program history in 2020-21

Siena has achieved a 27-9 (.750) record in MAAC Regular Season action the past two seasons

The Saints were predicted to finish eighth according to the MAAC Preseason Coaches' Poll

Siena has captured the regular season crown after being picked sixth and first, respectively, the past two seasons

The Saints return just three scholarship players from last year's MAAC Regular Season Co-Champions

Siena welcomes back only 29% of its scoring, 26% of its rebounding, and 21% of its assists from last season's squad

The program's returnees played just a collective 53 games (26 starts) in a Siena uniform entering this season

The Saints welcome 10 newcomers to their 2021-22 roster, featuring six upperclassman transfers and four true freshmen

Siena added Power Five conference transfers **Michael Baer** (Iowa), **Anthony Gaines** (Northwestern), and **Jordan Kellier** (Utah)

Cal Poly transfer **Colby Rogers** averaged 12.2 points last season as a sophomore

The Saints achieved a 12-5 overall record last season, including a 12-4 league mark to claim a share of the regular season crown

Siena overcame four separate COVID-19 pauses from Nov. 13 onward,

including a 21-day span between games in February

The Saints were the second-to-last Division I team (Merrimack) who played to tip-off their season (Jan. 3)

Siena opened the season with six straight wins to tie for the fourth best start to a season in program history

The Saints were ranked in the College Insider Mid-Major Top-25 Poll three times, reaching as high as 21st (preseason)

Siena ranked amongst the national leaders in scoring defense (63.0 – 22nd), field goal percentage defense (.409 – 42nd), and field goal percentage (.460 – 69th)

The Saints had three players earn All-MAAC honors, highlighted by MAAC Player of the Year **Manny Camper**

Camper became the second straight Siena player to be named MAAC Player of the Year (**Jalen Pickett**)

Camper is now starring for the NBA G League's Grand Rapids Gold, while Pickett plays for Penn State



OF NOTE



Last Time Out: Yale 82, Siena 54 (Nov. 16 – Albany, NY)

Yale led throughout and by as many as the final margin

The Bulldogs were +12 on the glass (46-34) and shot 10-22 from three

Jackson Stormo recorded his first collegiate double-double, posting career-highs of 19 points and 10 rebounds on his 22nd birthday

Colby Rogers added 18 points for the Saints

The rest of the Saints combined to score just 17 points on only 6-33 (18%) shooting

By The Numbers

6

Number of wins Siena has all-time vs. AP Top-25 programs (51 games)

10

Consecutive losses the Saints have vs. AP Top-25 teams

13

Number of years since Siena's last win over a Top-25 team (Mar. 21, 2008 vs. #19 Vandy)

68

Number of years since Siena's last – and only – true road win vs. an AP Top-25 team

22-8

The Saints' overall record spanning the program's past 30 games

27-9

Siena's record in MAAC Regular Season action the past two seasons

3

Number of scholarship players the Saints return from last year's squad

29

Percent of scoring Siena returns from last year's MAAC Regular Season Co-Champions

53

Total games played in a Siena uniform by the Saints' five total returnees

10

Number of newcomers Siena welcomes to this year's squad

6

Number of upperclassman transfers on this year's Siena team

43

Number of games it took Maciariello to reach 30 wins (T-4th fastest MAAC history)

16-2

Siena's record under Maciariello when four or more players score in double figures

24-5

Siena's record under Maciariello when holding the opposition to under 70 points

31-9

Siena's record under Maciariello when holding the opponent to under 50% FG

Points: Margin of Victory

| 1 | 2 | 3 | 4 | 5 | 6 | 7 | 8 | 9 | 10 | 11 | 12 | 13 | 14 | 15+ |
|---|---|---|---|---|---|---|---|---|----|----|----|----|----|-----|
| 0 | 0 | 0 | 0 | 0 | 0 | 0 | 0 | 0 | 0 | 0 | 0 | 0 | 0 | 0 |

Points: Margin of Defeat

| 1 | 2 | 3 | 4 | 5 | 6 | 7 | 8 | 9 | 10 | 11 | 12 | 13 | 14 | 15+ |
|---|---|---|---|---|---|---|---|---|----|----|----|----|----|-----|
| 0 | 0 | 0 | 0 | 0 | 0 | 0 | 0 | 0 | 0 | 0 | 0 | 0 | 0 | 3 |

INDIVIDUAL CAREER TOTALS*

| | '21-'22 | CAREER |
|-----------------------------|---------|--------|
| DOUBLE DIGIT SCORING | | |
| Jackson Stormo | 1 | 12 |
| Nick Hopkins | 0 | 4 |
| Aidan Carpenter | 1 | 3 |
| Colby Rogers | 2 | 2 |
| Jayce Johnson | 1 | 1 |

30 POINT GAMES

20 POINT GAMES

| | | |
|--------------|---|---|
| Colby Rogers | 1 | 1 |
|--------------|---|---|

10 REBOUND GAMES

| | | |
|----------------|---|---|
| Jackson Stormo | 1 | 2 |
| Anthony Gaines | 1 | 1 |

10 ASSIST GAMES

TRIPLE DOUBLES

None

Last: Dec. 3, 2006 Kojo Mensah vs. UAlbany

DOUBLE DOUBLES

| | | |
|----------------|---|---|
| Jackson Stormo | 1 | 1 |
|----------------|---|---|

FIVE OR MORE THREES IN A GAME

| | | |
|--------------|---|---|
| Colby Rogers | 1 | 1 |
|--------------|---|---|

*At Siena

Team Leaderboard (Games)

Scoring: Carpenter (1), Johnson (1), Rogers (1), Stormo (1)

Rebounding: Stormo (2), Baer (1), Gaines (1)

Assists: Baer (1), Carpenter (1), Johnson (1), Rogers (1), Stormo (1)

Minutes: Rogers (2), Carpenter (1)

Double-Figures Scoring: Rogers (2), Carpenter (1), Johnson (1), Stormo (1)

Double-Doubles: Stormo (1)

Siena and the Times Union Center

Siena Basketball achieved the highest average home attendance amongst all 56 Northeast mid-major programs during the 2019-20 season, according to the NCAA Division I Men's Basketball Attendance Report. Moreover, the Saints broke the top-100 nationally overall in attendance for the 23rd straight season, ranking 83rd overall out of 350 Division I programs with an average of 6,228 fans per game.

Siena leapfrogged Atlantic 10 foe Rhode Island for top billing in Division I Men's Basketball attendance amongst all Northeast mid-major programs during the 2019-20 season. The Northeast is comprised of nine states according to the United States Census Bureau: Connecticut, Maine, Massachusetts, New Hampshire, New Jersey, New York, Pennsylvania, Rhode Island, and Vermont. Mid-major teams are defined as programs from the 25 conferences which do not comprise "high majors," which are the Power 5 (ACC, Big Ten, Big 12, Pac-12, and SEC), AAC, and Big East.

Siena improved 11 spots in the national average attendance rankings this to finish 83rd overall in 2019-20, marking the program's highest mark in five years dating back to a ranking of 82nd for the 2014-15 season. The Saints have now ranked in the top-100 nationally in attendance for each of the past 23 seasons, coinciding with the program's full-time move downtown beginning in 1997-98. Siena also stood 12th overall nationally in average home attendance amongst all 263 mid-major programs, an improvement of seven spots from the previous season.

The Saints' average attendance of 6,228 during the 2019-20 season at the Times Union Center was the program's highest mark in four years since averaging 6,269 fans in 2015-16, and outranked the NCAA average of 4,601 by more than 26%. Siena saw an increase in average home attendance of 461 spectators from the 2018-19 campaign, as the 7% improvement was the program's highest in 11 years since achieving a 14% increase in 2008-09 from the 2007-08 season. Additionally, the Saints boasted a pair of capacity crowds of 7,146 fans in 2019-20 against Manhattan (Feb. 16) and in the home finale vs. Niagara (Mar. 4).

Siena ranked third in average home attendance amongst the 22 Division I programs from the state of New York, trailing only national leader Syracuse and other high-major competitor St. John's. However, the Saints outranked 16 high-major programs nationally, including nine Power 5 teams in Boston College, California, Georgia Tech, Miami, Northwestern, Oregon State, Stanford, USC, and Washington State.

The stellar fan support helped propel Siena to a perfect 14-0 record at the Times Union Center in 2019-20, as the Saints were one of just 13 Division I teams nationally to go undefeated at home in 2019-20. Siena achieved an unblemished home mark for the third time in 23 seasons since making the full-time move downtown (17-0 in both 2008-09 and 2009-10), and the 14-game win streak in Albany marks the second longest in program history (38 straight between 2008-10). The Saints won by an average of 11.1 points per game at home in 2019-20, and trailed for a total of just 14:09 over their final seven games at the Times Union Center.

Siena has now drawn more than 2.5 million fans over 394 all-time games at the Times Union Center, dating back to the program's first home contest in the facility during the 1990-91 season. The Saints welcomed their two-millionth fan on Dec. 23, 2014 vs. Cornell, and have drawn crowds in excess of 10,000 on 33 occasions. Siena holds a 262-134 (.662) all-time record at the Times Union Center, including a stellar 247-112 (.688) mark since permanently making the facility its home beginning with the 1997-98 season.





Player Quick Hits



Previous Starters

F - #24 Michael Baer

Matriculates to Siena after playing the past three seasons as a walk-on for former head coach **Fran McCaffery** at Iowa
Graduate transfer appeared in 20 games (45 minutes), while tallying 10 points and 11 rebounds during his time in Iowa City
Three-time Big Ten Distinguished Scholar and Academic All-Big Ten honoree, and two-time NABC Honors Court honoree
Older brother, Nicholas, also played basketball at Iowa (2015-19)

F - #55 Jackson Stormo

Team captain
Team's top-returner in nearly every statistical category
Averaged 10.8 points and 5.5 rebounds in 25.2 minutes spanning all 17 games (10 starts) in his first season with Siena
Led the MAAC shooting 65.5% from the floor, and paced Siena with a +/- of +100 (+9.40 per 40 minutes)
Scored in double figures in 11 times, highlighted by back-to-back season-high 18-point performances
Named to the NABC Honors Court and MAAC Academic Honor Roll
Matriculated to Siena after spending his first two seasons seeing limited action at Pepperdine
Averaged 17.8 points, 12.8 rebounds, 2.6 blocks, and 2.3 assists as a high school senior at San Marcos
Named the 2018 CIF Southern Section 2A Player of the Year and the Channel League MVP

G - #11 Anthony Gaines

Team captain who also served as a team captain each of his final two seasons at Northwestern University
Northwestern transfer appeared in 97 career games (35 starts), averaging 5.1 points and 3.8 rebounds spanning 22.8 minutes
Saw action in 23 games (five starts), averaging 3.9 points and 4.4 rebounds in 20.9 minutes last season
Scored career-high 18 points while adding seven rebounds at Maryland (Jan. 29, 2019)
Recorded 10-point, five-rebound, four-assist performance in first collegiate start vs. No. 2/1 Michigan State (Feb. 17, 2018)
Rated top player in New Hampshire by ESPN.com and a top-150 national recruit by 247 Sports out of New Hampton School
Second Team All-NEPSAC selection participated in the Jordan Brand Regional Game his senior season
Led NHS to a NEPSAC AAA Regular Season Championship and No. 3 prep school national ranking as a junior
Played AAU locally for the Albany City Rocks, who he helped qualify for the Nike Peach Jam while averaging 16 points and nine rebounds on the Nike EYBL circuit during the summer of 2016

G - #3 Colby Rogers

Cal Poly transfer was team's second-leading scorer in each of his two seasons
Appeared in 49 games (25 starts) in his two seasons with the Mustangs, averaging 10.0 points over 26.0 minutes
Averaged 12.2 points, 3.6 rebounds, and 2.2 assists in a team-high 31.8 minutes last season at Cal Poly
Scored in double figures in each of his final seven games, highlighted by a pair of career-high 21-point performances
Led Roselle Catholic (NJ) to a 28-4 record and No. 17 ranking in the USA Today Super-25 National Poll his senior season
Averaged 12.7 points, 7.0 rebounds, and 3.0 assists while shooting 63.8% from the field as a high school senior in 2018-19

G - #25 Aidan Carpenter

Averaged 5.7 points in 23.7 minutes of action as a freshman last season
Named MAAC Rookie of the Week on Jan. 11
Scored game-high 19 points on 8-11 shooting in first collegiate start at Fairfield (Jan. 10)
No. 1 recruit in Maine and No. 22 overall in the New England Class of 2020 according to the New England Recruiting Report
Began 2019-20 season at Lee Academy in Maine before matriculating to Siena as a mid-year enrollee
2018-19 NEPSAC Player of the Year averaged 24 points and five assists while leading Hyde School in Bath, Maine to the NEPSAC Class C Title



Player Quick Hits



Reserves (Listed Numerically)

G - #0 Nick Hopkins

Team captain

Between his time at Siena and Belmont has helped lead his teams to an 89-27 (.767) overall record the past four seasons
Started in all 11 games in which he appeared in his first year with the Saints before suffering a season-ending injury

Averaged 7.8 points and 3.2 rebounds in 33.8 minutes last season

Shot an efficient 37.5% (18-48) from three-point range, and committed just four turnovers in 372 total minutes played

Scored in double figures four times, highlighted by a season-high 16-point effort at Rider (Jan. 16)

Appeared in 94 games (11 starts) in three seasons at Belmont, averaging 6.5 points in 15.2 minutes, while shooting 37.4% from three and 84.3% from the free throw line

2016 Tennessee Mr. Basketball Class A and a *USA TODAY* Tennessee First Team selection

Averaged a prolific 33.3 points, 6.4 rebounds, 3.1 assists, and 3.3 steals during his senior season at Fayetteville High

Four-time Tennessee 9A All-District honoree, three-time All-Tournament Team selection, and two-time MVP

Scored 2,851 career points during illustrious high school career, including a state-high 931 as a senior

G - #1 Jared Billups

Freshman starred at McDonogh School in Maryland, which also produced recent Siena star **Evan Fisher** '19

Averaged 15.5 points and eight rebounds his junior season

Played his AAU basketball for Team Thrill

Cousin of five-time NBA All-Star, 2004 NBA Finals MVP, and current Portland Trail Blazers Head Coach **Chauncey Billups**

G - #2 Javian McCollum

Freshman was an All-Area First Team selection last season at Fort Myers

Three-time *The News-Press* Player of the Year

Averaged 20.7 points while leading Fort Myers to the Class 6A Regional Final in 2019-20

Played on the AAU circuit for CP25

G - #5 Jayce Johnson

Arrives at Siena after spending past three seasons at Middle Tennessee

Averaged 7.0 points and 4.7 rebounds in 24.8 minutes over three seasons spanning 80 career games (58 starts) at MTSU

Appeared in 18 games (11 starts), averaging 5.7 points and 3.7 rebounds in 20.4 minutes last season at Middle Tennessee

Posted career-highs of 8.5 points, 5.2 rebounds, 2.2 assists, and a .452 field goal percentage as a sophomore in 2019-20

Averaged 12.6 points, 6.1 rebounds and 3.4 assists in his final prep season at Canisius High

2017-18 Third Team All-Western New York

Led Canisius to a NYSPHSAA Class A Championship as a sophomore

G - #13 Aidan Dagostino

Freshman walk-on

Played a post-graduate year at the South Kent School in Connecticut

Local product helped Saratoga Springs to the program's first Section II Class AA Championship in 31 years in 2019

Played two seasons for the Blue Streaks, after beginning his high school career at Saratoga Central Catholic

F - #14 Jordan Kellier

Matriculates to Siena after playing his sophomore season in the Pac-12 at the University of Utah

Saw action in seven games and played 31 total minutes for the Utes, notching nine points and six rebounds

Played his freshman season at Williston State, 17.4 points and 8.6 rebounds

Helped guide Williston State to the 2019-20 NJCAA Region XIII Semifinals

Attended Redemption Christian Academy in nearby Troy

G - #15 Robert Mahala

Senior walk-on appointed team captain for second straight season

Appeared in 13 career games, scoring two points in 71 total minutes

2020-21 NABC Honors Court selection and Siena College's Leo Dufort Male Student Athlete of the Month for December 2021

Appeared in seven games, averaging 8.7 minutes of action last season

Named to the MAAC All-Academic Team and Academic Honor Roll in each year of eligibility

Earned three varsity letters and was a two-year starter at in high school at Christian Brothers Academy

Averaged 9.8 points as a senior, and was selected to play in New Jersey's North-South Senior All-Star Game

Father, Bobby, played college basketball at Wagner, and cousin, Kevin Mahala, was drafted by the Pittsburgh Pirates in 2016

F - #21 Michael Tertsea

Matriculates to Siena after spending the past two seasons at Division II Gannon University

Began his collegiate career spending three seasons at the University of Rhode Island

Appeared in 24 games (20 starts), averaging 5.2 points and 3.8 rebounds in 17.5 minutes in 2019-20 at Gannon

Rated a three-star recruit out of high school by Scout.com, Rivals.com, and ESPN.com

Ranked the nation's 35th best center in his class by 247Sports.com

Helped guide The John Carroll School (MD) to a 27-11 record and a Baltimore Catholic League Championship his senior year

Named an All-BCL selection, and graduated as John Carroll's second all-time leading rebounder

G - #23 Taihland Owens

Freshman averaged 18 points as a senior at Cherokee High

Named a Class 7A Second Team All-State selection in 2019-20, and an Honorable Mention All-State honoree in 2020-21

Played his AAU basketball for Georgia Stars Select

F - #33 Steven Lazar

Sophomore walk-on did not see any action last season

MAAC Academic Honor Roll honoree

Averaged 5.3 points and 3.7 rebounds over 16 games his senior season in 2019-20 for Crestwood Prep

Siena Basketball Class of 2026 COMING SOON!

The Last Time

Siena scored 100 points in a game: Siena was defeated by Quinnipiac 107-100 in triple overtime on Feb. 17, 2019 at the Times Union Center. It marked the Saints' first 100-point effort in 16 years since a 100-69 win over Saint Peter's on Mar. 1, 2003.

Siena allowed 100 points in a game: Yale defeated Siena 100-89 in triple overtime on Nov. 20, 2019 in New Haven

Siena won an overtime game: Siena defeated Niagara 72-65 in overtime in the 2018-19 regular season finale on Mar. 3, 2019 in Niagara University, New York

Siena lost an overtime game: Yale defeated Siena 100-89 in triple overtime on Nov. 20, 2019 in New Haven

Siena was held to 40 points or fewer: St. Bonaventure defeated Siena 82-40 on Jan. 5, 2018 in Olean, NY

Siena held an opponent to 40 points or fewer: Siena scored the final seven points to grind past Saint Peter's 47-40 on Jan. 23, 2021 at the Alumni Recreation Center in Loudonville, NY

Siena won by more than 30 points: Siena defeated Manhattan 89-54 at Times Union Center on Dec. 4, 2015

Siena lost by more than 30 points: St. Bonaventure defeated Siena 82-40 on Jan. 5, 2018 in Olean, NY

Five Siena players scored in double figures: Five Saints scored in double figures in Siena's season-opening 78-77 victory over Monmouth on Jan. 3, 2021 at the Alumni Recreation Center

Siena grabbed more than 50 rebounds in a game: Siena pulled down 52 rebounds in a 100-89 triple overtime setback at Yale on Nov. 20, 2019 in New Haven

A Siena player scored 40 points or more in a game: Jalen Pickett posted the second highest single-game scoring total in program history, tallying 46 points in a 107-100 triple overtime loss to Quinnipiac on Feb. 17, 2019 at the Times Union Center

A Siena player scored 35 or more points in a game: Jalen Pickett posted the second highest single-game scoring total in program history, tallying 46 points in a 107-100 triple overtime loss to Quinnipiac on Feb. 17, 2019 at the Times Union Center

A Siena player scored 30 or more points in a game: Jalen Pickett posted the second highest single-game scoring total in program history, tallying 46 points in a 107-100 triple overtime loss to Quinnipiac on Feb. 17, 2019 at the Times Union Center

A Siena player grabbed 20 rebounds in a game: OD Anosike had 21 rebounds in Siena's 79-75 win over Marist on January 27, 2013.

Siena made 15 or more three-pointers in a game: The Saints connected on 15 three-pointers in a loss at Fordham on 11/24/01

A Siena player had 10 or more assists in a game: Jalen Pickett posted his second straight double digit assist game, dishing out 11 dimes as Siena clinched the MAAC Regular Season Championship at Monmouth on Mar. 6, 2020

A Siena player had seven or more steals in a game: Jalen Pickett swiped all seven of Siena's steals vs. Colgate on Nov. 24, 2018 at the Times Union Center

A Siena player had five or more blocks in a game: Javion Ogunyemi had five blocks in an 87-86 overtime defeat vs. Iona in the 2017 MAAC Championship Game

Siena failed to convert a free-throw: Siena went 0-2 from the free throw line in a 57-45 loss vs. Holy Cross on Nov. 18, 2018. Neither team made a free throw in the game, while combining for just three attempts. It marked the first time in 18 years - Dec. 10, 2000 at Marist (0-5) - that Siena failed to make a free throw

Siena failed to convert a 3-pointer: Siena missed all eight of its three-point attempts in an 80-73 loss vs. Canisius on Feb. 4, 2017 at the Times Union Center. It marked the second time in 20 games in which the Saints were held without a three, after having gone the previous 221 games without a miss.

Siena did not miss a free-throw: On Feb. 4, 2007 Siena went 11-for-11 from the free throw line against Saint Peter's

Siena player had a triple-double: Kojo Mensah had 20 points, 14 rebounds and 11 assists in Siena's 82-74 OT win over UAlbany (2/3/05)



Career Games Played/Started

| | Career Games | Career Starts | Consec. Games | Consec. Starts |
|------------------|--------------|---------------|---------------|----------------|
| Jackson Stormo | 20 | 13 | 20 | 13 |
| Robert Mahala | 16 | 0 | 7 | 0 |
| Aidan Carpenter | 15 | 8 | 4 | 3 |
| Nick Hopkins* | 14 | 11 | 3 | 0 |
| Michael Baer* | 3 | 3 | 3 | 3 |
| Anthony Gaines* | 3 | 3 | 3 | 3 |
| Jayce Johnson* | 3 | 0 | 3 | 0 |
| Colby Rogers* | 3 | 3 | 3 | 3 |
| Michael Tertsea* | 2 | 0 | 0 | 0 |
| Jared Billups | 1 | 0 | 1 | 0 |
| Aidan Dagostino | 1 | 0 | 1 | 0 |
| Steven Lazar | 1 | 0 | 1 | 0 |
| Javian McCollum | 1 | 0 | 1 | 0 |
| Jordan Kellier* | 0 | 0 | 0 | 0 |
| Taihlend Owens | 0 | 0 | 0 | 0 |

*At Siena

Leads and Deficits

| | |
|--|---|
| Most points | 63 vs. Delaware (Nov. 13) |
| Fewest points | 47 at #23/24 St. Bonaventure (Nov. 9) |
| Most points allowed | 83 vs. Delaware (Nov. 13) |
| Fewest points allowed | 75 at #23/24 St. Bonaventure (Nov. 9) |
| Biggest win | |
| Biggest loss | 28 twice |
| Biggest lead | 10 at #23/24 St. Bonaventure (Nov. 9) |
| Biggest deficit | 30 vs. Delaware (Nov. 13) |
| Biggest deficit overcome to win | |
| Biggest lead los | 10 at #23/24 St. Bonaventure (Nov. 9) |
| Biggest halftime lead | |
| Biggest halftime deficit | 11 vs. Yale (Nov. 16) |
| Biggest halftime deficit overcome to win | |
| Biggest halftime lead lost | |
| Most points in a half | 33 (1st) vs. Delaware (Nov. 13) |
| Fewest points in a half | 15 (2nd) at #23/24 St. Bonaventure (Nov. 9) |
| Most points allowed in a half | 49 (2nd) vs. Yale (Nov. 16) |
| Fewest points allowed in a half | 33 (1st) vs. Yale (Nov. 16) |

Record by Starting Lineup

Starting Lineup

Baer – Stormo – Gaines – Rogers – Carpenter

Record

0-3

Siena's Record When...

| | |
|--|-----|
| Leading at halftime | 0-0 |
| Trailing at halftime | 0-3 |
| Tied at halftime | 0-0 |
| Leading with 5:00 left | 0-0 |
| Trailing with 5:00 left | 0-3 |
| Tied with 5:00 left | 0-0 |
| Overtime | 0-0 |
| SC shoots 50% or better from field | 0-0 |
| SC shoots between 40-49.9% from field | 0-1 |
| SC shoots under 40% from field | 0-2 |
| Opponent shoots 50% or better from field | 0-2 |
| Opponent shoots between 40-49.9% from field | 0-1 |
| Opponent shoots under 40% from field | 0-0 |
| SC outrebounds opponent | 0-0 |
| Opponent outrebounds SC | 0-3 |
| Tied in rebounds | 0-0 |
| SC records 10 or more steals | 0-0 |
| SC records 15 or more assists | 0-0 |
| SC commits 15 turnovers or fewer | 0-3 |
| SC commits more than 15 turnovers | 0-0 |
| SC commits fewer turnovers than opponent | 0-0 |
| SC commits more turnovers than opponent | 0-3 |
| Tie in turnovers | 0-0 |
| SC shoots 70% or better from the free throw line | 0-1 |
| SC shoots under 70% from the free throw line | 0-2 |
| SC scores 59 points or fewer | 0-2 |
| SC scores between 60-69 points | 0-1 |
| SC scores between 70-79 points | 0-0 |
| SC scores 80 points or more | 0-0 |
| Opponent scores 59 points or fewer | 0-0 |
| Opponent scores between 60-69 points | 0-0 |
| Opponent scores between 70-79 points | 0-1 |
| Opponent scores 80 points or more | 0-2 |
| Four or more Saints score in double figures | 0-0 |
| Playing in November | 0-3 |
| Playing in December | 0-0 |
| Playing in January | 0-0 |
| Playing in February | 0-0 |
| Playing in March | 0-0 |
| Playing on Monday | 0-0 |
| Playing on Tuesday | 0-2 |
| Playing on Wednesday | 0-0 |
| Playing on Thursday | 0-0 |
| Playing on Friday | 0-0 |
| Playing on Saturday | 0-1 |
| Playing on Sunday | 0-0 |
| Playing in the day time (11 AM-5 PM start) | 0-0 |
| Playing at night (5 PM or later start) | 0-0 |
| Televised games | 0-3 |
| SC plays at home | 0-2 |
| SC plays on the road | 0-1 |
| SC plays on a neutral court | 0-0 |
| SC plays west of Albany | 0-1 |
| SC plays east of Albany | 0-0 |
| SC plays north of Albany | 0-0 |
| SC plays south of Albany | 0-0 |
| Wearing white uniforms | 0-2 |
| Wearing green uniforms | 0-0 |
| Wearing gold uniforms | 0-1 |
| Wearing black uniforms | 0-0 |

Keepin' Track of the MAAC

For all the latest MAAC Basketball News and Scores visit www.MAACSports.com



FINAL 2020-21 MAAC Standings*

| Team | MAAC | | Overall | |
|-------------------|----------|----------|----------|----------|
| | <u>W</u> | <u>L</u> | <u>W</u> | <u>L</u> |
| 1.) SIENA | 12 | 4 | 12 | 5 |
| Monmouth | 12 | 6 | 12 | 8 |
| 3.) Saint Peter's | 10 | 8 | 14 | 11 |
| Marist | 10 | 8 | 12 | 9 |
| 5.) Niagara | 7 | 9 | 9 | 11 |
| Canisius | 7 | 5 | 7 | 6 |
| Fairfield | 7 | 11 | 10 | 17 |
| Quinnipiac | 7 | 10 | 9 | 13 |
| 9.) Iona | 6 | 3 | 12 | 6 |
| Manhattan | 6 | 12 | 7 | 13 |
| 11.) Rider | 5 | 13 | 6 | 17 |

*With teams playing an un-equal number of games, league finish was ordered by total number of conference wins

Today's Other MAAC Action

| | |
|-----------------------------|---------|
| Liberty vs. Iona | 5 PM |
| North Alabama vs. Manhattan | 7:30 PM |
| Niagara at SIU Edwardsville | 7:45 PM |

MAAC Preseason Coaches' Poll

| | |
|-------------------|-----|
| 1.) Iona (11) | 121 |
| 2.) Saint Peter's | 91 |
| 3.) Marist | 75 |
| 4.) Monmouth | 74 |
| 5.) Rider | 73 |
| 6.) Fairfield | 62 |
| 7.) Manhattan | 58 |
| 8.) SIENA | 54 |
| 9.) Quinnipiac | 53 |
| 10.) Niagara | 39 |
| 11.) Canisius | 26 |

*First place votes in parenthesis

Siena's 2020-21 MAAC and NCAA Rankings

| Siena | Total | MAAC Rank* | NCAARank |
|------------------|-------|------------|----------|
| Points | 67.6 | 4th | 259th |
| Opp Points | 63.0 | 2nd | 22nd |
| Scoring Margin | +4.6 | 2nd | 106th |
| FG% | .460 | 1st | 69th |
| Opp FG% | .409 | 5th | 42nd |
| FT% | .658 | 11th | 308th |
| 3-PT% | .344 | 4th | 138th |
| Opp 3-PT% | .324 | 4th | 96th |
| 3-PT/GM | 6.4 | 7th | 266th |
| Rebounds | 34.9 | 8th | 193rd |
| Rebound Margin | +2.3 | 2nd | 107th |
| Assists | 12.6 | 2nd | 215th |
| Steals | 5.5 | 8th | 261st |
| Blocks | 3.3 | 8th | 150th |
| Turnovers | 12.9 | 4th | 154th |
| A/TO Ratio | 0.98 | 4th | 182nd |
| Turnovers Forced | 11.8 | 10th | 292nd |
| Turnover Margin | -1.1 | 7th | 243rd |

MAAC Weekly Honors

| Date | Player of the Week | Rookie of the Week |
|---------|----------------------|--------------------|
| Nov. 15 | Marcus Hammond (NIA) | TJ Long (FFD) |
| Nov. 22 | | |
| Nov. 29 | | |
| Dec. 6 | | |
| Dec. 13 | | |
| Dec. 20 | | |
| Dec. 27 | | |
| Jan. 3 | | |
| Jan. 10 | | |
| Jan. 17 | | |
| Jan. 24 | | |
| Jan. 31 | | |
| Feb. 7 | | |
| Feb. 14 | | |
| Feb. 21 | | |
| Feb. 28 | | |
| Mar. 7 | | |

| Player | | | |
|----------------|-------------|-----|-------|
| Manny Camper | PTS - 14.1 | 5th | 325th |
| | REB - 9.7 | 1st | 22nd |
| | AST - 3.7 | 3rd | 192nd |
| | STL - 1.2 | 9th | N/A |
| | OREB - 2.2 | 5th | 174th |
| | DREB - 7.5 | 1st | 13th |
| | MIN - 37:49 | 1st | 6th |
| Jalen Pickett | REB - 6.3 | 8th | 263rd |
| | AST - 4.8 | 1st | 57th |
| | BLK - 1.1 | 8th | 159th |
| | A/TO - 1.97 | 4th | 105th |
| | DREB - 5.2 | 5th | 156th |
| | MIN - 36:05 | 3rd | 38th |
| Jordan King | FT% - .828 | 6th | 107th |
| | MIN - 33:41 | 8th | 180th |
| Jackson Stormo | FG% - .655 | 1st | N/A |

*Out of 11 teams

Quick Chart

Player Season and Career Highs (at Siena)

| | | 2021-22 | Career (at Siena) |
|--------------------|---|---|--|
| 0 Nick Hopkins | Points Rebounds Assists Steals Blocks | 6 twice 3 vs. Delaware 11/13/21 2 twice 1 vs. Delaware 11/13/21 1 vs. Yale 11/16/21 | 16 at Rider 1/16/21 6 twice 2 four times 2 five times Same |
| 1 Jared Billups | Points Rebounds Assists Steals Blocks | - 5 vs. Yale 11/16/21 1 vs. Yale 11/16/21 1 vs. Yale 11/16/21 - | - Same Same Same - |
| 2 Javian McCollum | Points Rebounds Assists Steals Blocks | 3 vs. Yale 11/16/21 - - - - | Same - - - - |
| 3 Colby Rogers | Points Rebounds Assists Steals Blocks | 20 vs. Delaware 11/13/21 2 at St. Bonaventure 11/9/21 3 at St. Bonaventure 11/9/21 2 vs. Delaware 11/13/21 - | Same Same Same Same - |
| 5 Jayce Johnson | Points Rebounds Assists Steals Blocks | 10 at St. Bonaventure 11/9/21 5 at St. Bonaventure 11/9/21 2 vs. Yale 11/16/21 1 vs. Yale 11/16/21 1 at St. Bonaventure 11/9/21 | Same Same Same Same Same |
| 11 Anthony Gaines | Points Rebounds Assists Steals Blocks | 8 vs. Delaware 11/13/21 10 vs. Delaware 11/13/21 2 at St. Bonaventure 11/9/21 1 at St. Bonaventure 11/9/21 1 twice | Same Same Same Same Same |
| 13 Aidan Dagostino | Points Rebounds Assists Steals Blocks | - - - - - | - - - - - |
| 14 Jordan Kellier | Points Rebounds Assists Steals Blocks | - - - - - | - - - - - |
| 15 Robert Mahala | Points Rebounds Assists Steals Blocks | 4 vs. Delaware 11/13/21 1 vs. Yale 11/16/21 1 vs. Yale 11/16/21 1 vs. Delaware 11/13/21 - | Same 4 vs. Manhattan 2/27/21 Same 1 three times 1 twice |
| 21 Michael Tertsea | Points Rebounds Assists Steals Blocks | - 1 at St. Bonaventure 11/9/21 - - - | - Same - - - |
| 23 Taihland Owens | Points Rebounds Assists Steals Blocks | - - - - - | - - - - - |
| 24 Michael Baer | Points Rebounds Assists Steals Blocks | 3 vs. Delaware 11/13/21 7 vs. Yale 11/16/21 3 vs. Delaware 11/13/21 3 at St. Bonaventure 11/9/21 1 vs. Yale 11/16/21 | Same Same Same Same Same |
| 25 Aidan Carpenter | Points Rebounds Assists Steals Blocks | 10 at St. Bonaventure 11/9/21 3 at St. Bonaventure 11/9/21 3 vs. Delaware 11/13/21 1 at St. Bonaventure 11/9/21 - | 19 at Fairfield 1/10/21 3 twice 3 twice 2 twice 2 at Marist 1/31/21 |
| 33 Steven Lazar | Points Rebounds Assists Steals Blocks | - 1 vs. Yale 11/16/21 - - - | - Same - - - |
| 55 Jackson Stormo | Points Rebounds Assists Steals Blocks | 19 vs. Yale 11/16/21 10 vs. Yale 11/16/21 2 vs. Yale 11/16/21 1 twice 2 at St. Bonaventure 11/9/21 | Same 10 twice 5 at Marist 1/31/21 3 at Marist 1/31/21 3 vs. Iona 3/10/21 |

2020-21 Siena College Basketball
Siena Combined Team Statistics (as of Mar 10, 2021)
All games

| RECORD: | OVERALL | HOME | AWAY | NEUTRAL |
|----------------|---------|------|------|---------|
| ALL GAMES | 12-5 | 6-2 | 6-2 | 0-1 |
| CONFERENCE | 12-4 | 6-2 | 6-2 | 0-0 |
| NON-CONFERENCE | 0-1 | 0-0 | 0-0 | 0-1 |

| # | Player | gp-gs | min | avg | Total | | 3-Point | | F-Throw | | Rebounds | | | | | | | | a | to | blk | stl | pts | avg |
|----------------|--------------------|-------|------|------|---------|-------|---------|-------|---------|------|----------|-----|-----|------|-----|----|-----|-----|----|-----|------|------|-----|-----|
| | | | | | fg-fga | fg% | 3fg-fga | 3fg% | ft-fa | ft% | off | def | tot | avg | pf | dq | | | | | | | | |
| 03 | Manny Camper | 17-17 | 644 | 37.9 | 81-205 | .395 | 14-46 | .304 | 64-110 | .582 | 38 | 127 | 165 | 9.7 | 31 | 0 | 62 | 55 | 4 | 21 | 240 | 14.1 | | |
| 22 | Jalen Pickett | 14-14 | 504 | 36.0 | 64-159 | .403 | 28-78 | .359 | 24-32 | .750 | 15 | 73 | 88 | 6.3 | 20 | 0 | 67 | 34 | 16 | 12 | 180 | 12.9 | | |
| 14 | Jordan King | 17-17 | 574 | 33.8 | 64-155 | .413 | 31-90 | .344 | 48-58 | .828 | 1 | 27 | 28 | 1.6 | 22 | 0 | 33 | 34 | 1 | 14 | 207 | 12.2 | | |
| 55 | Jackson Stormo | 17-10 | 429 | 25.2 | 76-116 | .655 | 1-2 | .500 | 30-43 | .698 | 31 | 63 | 94 | 5.5 | 48 | 0 | 22 | 31 | 15 | 8 | 183 | 10.8 | | |
| 00 | Nick Hopkins | 11-11 | 372 | 33.8 | 28-66 | .424 | 18-48 | .375 | 12-16 | .750 | 6 | 29 | 35 | 3.2 | 19 | 0 | 11 | 4 | 0 | 14 | 86 | 7.8 | | |
| 12 | Kyle Young | 17-7 | 193 | 11.4 | 38-64 | .594 | 0-0 | .000 | 25-42 | .595 | 14 | 45 | 59 | 3.5 | 44 | 2 | 4 | 16 | 12 | 9 | 101 | 5.9 | | |
| 25 | Aidan Carpenter | 12-5 | 284 | 23.7 | 27-64 | .422 | 6-22 | .273 | 8-15 | .533 | 7 | 10 | 17 | 1.4 | 29 | 0 | 13 | 15 | 5 | 6 | 68 | 5.7 | | |
| 01 | Colin Golson, Jr. | 13-4 | 248 | 19.1 | 27-54 | .500 | 9-24 | .375 | 4-9 | .444 | 7 | 33 | 40 | 3.1 | 24 | 0 | 3 | 13 | 0 | 7 | 67 | 5.2 | | |
| 20 | Denzel Tchougang | 2-0 | 7 | 3.5 | 1-1 | 1.000 | 0-0 | .000 | 2-3 | .667 | 0 | 1 | 1 | 0.5 | 2 | 0 | 0 | 0 | 0 | 0 | 4 | 2.0 | | |
| 24 | Harrison Curry | 6-0 | 34 | 5.7 | 4-6 | .667 | 1-1 | 1.000 | 1-2 | .500 | 2 | 6 | 8 | 1.3 | 12 | 1 | 0 | 5 | 1 | 2 | 10 | 1.7 | | |
| 11 | Bennett Kwiecinski | 9-0 | 50 | 5.6 | 1-3 | .333 | 0-2 | .000 | 1-2 | .500 | 1 | 2 | 3 | 0.3 | 8 | 0 | 0 | 0 | 1 | 0 | 3 | 0.3 | | |
| 15 | Robert Mahala | 7-0 | 61 | 8.7 | 0-1 | .000 | 0-1 | .000 | 0-1 | .000 | 2 | 4 | 6 | 0.9 | 5 | 0 | 0 | 1 | 1 | 1 | 0 | 0.0 | | |
| Team | | | | | | | | | | | 28 | 22 | 50 | | | | 11 | | | | | | | |
| Total..... | | 17 | 3400 | | 411-894 | .460 | 108-314 | .344 | 219-333 | .658 | 152 | 442 | 594 | 34.9 | 264 | 3 | 215 | 219 | 56 | 94 | 1149 | 67.6 | | |
| Opponents..... | | 17 | 3400 | | 400-979 | .409 | 100-309 | .324 | 171-242 | .707 | 164 | 391 | 555 | 32.6 | 310 | 6 | 166 | 200 | 46 | 107 | 1071 | 63.0 | | |

| TEAM STATISTICS | SIE | OPP | Date | Opponent | Score | Att. |
|------------------------|---------|---------|---------------------|---------------|---------|------|
| SCORING | 1149 | 1071 | * 01/03/21 | MONMOUTH | w 78-77 | 0 |
| Points per game | 67.6 | 63.0 | * 01/04/21 | MONMOUTH | w 76-62 | 0 |
| Scoring margin | +4.6 | - | * 01/09/21 | at Fairfield | w 74-58 | 0 |
| FIELD GOALS-ATT | 411-894 | 400-979 | * 01/10/21 | at Fairfield | w 75-68 | 0 |
| Field goal pct | .460 | .409 | * 01/15/21 | at Rider | w 78-69 | 0 |
| 3 POINT FG-ATT | 108-314 | 100-309 | * 01/16/21 | at Rider | w 74-72 | 0 |
| 3-point FG pct | .344 | .324 | * 01/22/21 | SAINT PETER'S | L 62-68 | 0 |
| 3-pt FG made per game | 6.4 | 5.9 | * 01/23/21 | SAINT PETER'S | w 47-40 | 0 |
| FREE THROWS-ATT | 219-333 | 171-242 | * 01/30/21 | at Marist | L 54-55 | 0 |
| Free throw pct | .658 | .707 | * 01/31/21 | at Marist | w 63-50 | 0 |
| F-Throws made per game | 12.9 | 10.1 | * 02/20/21 | at Niagara | L 62-64 | 0 |
| REBOUNDS | 594 | 555 | * 02/21/21 | at Niagara | w 68-66 | 0 |
| Rebounds per game | 34.9 | 32.6 | * 02/26/21 | MANHATTAN | w 74-69 | 0 |
| Rebounding margin | +2.3 | - | * 02/27/21 | MANHATTAN | w 64-56 | 0 |
| ASSISTS | 215 | 166 | * 03/04/21 | CANISIUS | w 73-66 | 0 |
| Assists per game | 12.6 | 9.8 | * 03/05/21 | CANISIUS | L 75-76 | 0 |
| TURNOVERS | 219 | 200 | 03/10/21 | vs Iona | L 52-55 | 0 |
| Turnovers per game | 12.9 | 11.8 | * - Conference game | | | |
| Turnover margin | -1.1 | - | | | | |
| Assist/turnover ratio | 1.0 | 0.8 | | | | |
| STEALS | 94 | 107 | | | | |
| Steals per game | 5.5 | 6.3 | | | | |
| BLOCKS | 56 | 46 | | | | |
| Blocks per game | 3.3 | 2.7 | | | | |
| ATTENDANCE | 0 | 0 | | | | |
| Home games-Avg/Game | 8-0 | 8-0 | | | | |
| Neutral site-Avg/Game | - | 1-0 | | | | |

| Score by Periods | 1st | 2nd | Totals |
|------------------|-----|-----|--------|
| Siena | 543 | 606 | 1149 |
| Opponents | 495 | 576 | 1071 |

2021-2022 Siena College Men's Basketball Overall Statistics (as of Nov 16, 2021)

Overall Record: 0-3 Conf: 0-0 Home: 0-2 Away: 0-1 Neutral: 0-0

| # | Player | GP-GS | MIN | AVG | FG | | 3PT | | FT | | Rebounds | | | | PF | DQ | A | TO | BLK | STL | PTS | AVG |
|------------------|------------------|----------|------------|--------------|---------------|-------------|--------------|-------------|--------------|-------------|-----------|-----------|------------|-------------|-----------|----------|-----------|-----------|-----------|-----------|------------|--------------|
| | | | | | FG-FGA | FG% | 3FG-FGA | 3FG% | FT-FTA | FT% | OFF | DEF | TOT | AVG | | | | | | | | |
| 03 | Rogers, Colby | 3-3 | 95 | 31.7 | 16-32 | .500 | 12-21 | .571 | 3-3 | 1.000 | 1 | 1 | 2 | 0.7 | 5 | 0 | 4 | 1 | 0 | 3 | 47 | 15.7 |
| 55 | Stormo, Jackson | 3-3 | 93 | 31.0 | 13-31 | .419 | 0-2 | .000 | 8-12 | .667 | 8 | 16 | 24 | 8.0 | 7 | 0 | 4 | 3 | 3 | 2 | 34 | 11.3 |
| 05 | Johnson, Jayce | 3-0 | 60 | 20.0 | 6-17 | .353 | 1-8 | .125 | 7-14 | .500 | 0 | 9 | 9 | 3.0 | 9 | 1 | 3 | 10 | 1 | 1 | 20 | 6.7 |
| 25 | Carpenter, Aidan | 3-3 | 67 | 22.3 | 7-21 | .333 | 1-5 | .200 | 4-4 | 1.000 | 1 | 3 | 4 | 1.3 | 8 | 0 | 3 | 6 | 0 | 1 | 19 | 6.3 |
| 11 | Gaines, Anthony | 3-3 | 84 | 28.0 | 6-20 | .300 | 1-4 | .250 | 4-6 | .667 | 4 | 14 | 18 | 6.0 | 3 | 0 | 4 | 8 | 2 | 1 | 17 | 5.7 |
| 00 | Hopkins, Nick | 3-0 | 61 | 20.3 | 5-16 | .313 | 5-10 | .500 | 0-0 | .000 | 1 | 6 | 7 | 2.3 | 2 | 0 | 5 | 1 | 1 | 1 | 15 | 5.0 |
| 02 | McCollum, Javian | 1-0 | 19 | 19.0 | 1-2 | .500 | 1-1 | 1.000 | 0-0 | .000 | 0 | 0 | 0 | 0.0 | 1 | 0 | 0 | 1 | 0 | 0 | 3 | 3.0 |
| 24 | Baer, Michael | 3-3 | 76 | 25.3 | 2-14 | .143 | 1-7 | .143 | 0-1 | .000 | 2 | 11 | 13 | 4.3 | 8 | 0 | 6 | 6 | 1 | 3 | 5 | 1.7 |
| 15 | Mahala, Robert | 3-0 | 15 | 5.0 | 2-3 | .667 | 0-0 | .000 | 0-0 | .000 | 0 | 1 | 1 | 0.3 | 0 | 0 | 1 | 0 | 0 | 1 | 4 | 1.3 |
| 01 | Billups, Jared | 1-0 | 17 | 17.0 | 0-4 | .000 | 0-2 | .000 | 0-0 | .000 | 2 | 3 | 5 | 5.0 | 3 | 0 | 1 | 0 | 0 | 1 | 0 | 0.0 |
| 13 | Dagostino, Aidan | 1-0 | 1 | 1.0 | 0-0 | .000 | 0-0 | .000 | 0-0 | .000 | 0 | 0 | 0 | 0.0 | 0 | 0 | 0 | 0 | 0 | 0 | 0 | 0.0 |
| 33 | Lazar, Steven | 1-0 | 1 | 1.0 | 0-1 | .000 | 0-1 | .000 | 0-0 | .000 | 1 | 0 | 1 | 1.0 | 0 | 0 | 0 | 0 | 0 | 0 | 0 | 0.0 |
| 21 | Tertsea, Michael | 2-0 | 11 | 5.5 | 0-2 | .000 | 0-0 | .000 | 0-0 | .000 | 0 | 1 | 1 | 0.5 | 4 | 0 | 0 | 1 | 0 | 0 | 0 | 0.0 |
| Total | | 3 | 600 | 200.0 | 58-163 | .356 | 22-61 | .361 | 26-40 | .650 | 26 | 65 | 91 | 30.3 | 50 | 1 | 31 | 40 | 8 | 14 | 164 | 54.67 |
| Opponents | | | 600 | 200.0 | 89-175 | .509 | 20-51 | .392 | 42-55 | .764 | 30 | 87 | 117 | 39.0 | 42 | 0 | 35 | 25 | 20 | 18 | 240 | 80.00 |

| Team Statistics | Siena | OPP |
|-----------------------|---------|---------|
| SCORING | 164 | 240 |
| Points Per Game | 54.7 | 80.0 |
| Scoring Margin | -25.3 | - |
| FIELD GOALS-ATT | 58-163 | 89-175 |
| Field Goal Pct | .356 | .509 |
| 3 POINT FG-ATT | 22-61 | 20-51 |
| 3PT FG Pct | .361 | .392 |
| 3PT Made Per Game | 7.3 | 6.7 |
| FREE THROWS-ATT | 26-40 | 42-55 |
| FT Pct | .650 | .764 |
| FT Made Per Game | 8.7 | 14.0 |
| REBOUNDS | 91 | 117 |
| Rebounds Per Game | 30.3 | 39.0 |
| Rebounds Margin | -8.7 | - |
| ASSISTS | 31 | 35 |
| Assists Per Game | 10.3 | 11.7 |
| TURNOVERS | 40 | 25 |
| Turnovers Per Game | 13.3 | 8.3 |
| Turnovers Margin | -5.0 | - |
| Assist/Turnover Ratio | 0.8 | 1.4 |
| STEALS | 14 | 18 |
| Steals Per Game | 4.7 | 6.0 |
| BLOCKS | 8 | 20 |
| Blocks Per Game | 2.7 | 6.7 |
| ATTENDANCE | 10,571 | 4,617 |
| Dates/Avg Per Date | 2-5,286 | 1-4,617 |
| Neutral Site #/Avg | - | 0-0 |

| Conf | Date | Opponent | W/L | Score | Att. |
|------|----------|--------------------|-----|-------|-------|
| | 11/09/21 | at St. Bonaventure | L | 47-75 | 4,617 |
| | 11/13/21 | DELAWARE | L | 63-83 | 5,842 |
| | 11/16/21 | YALE | L | 54-82 | 4,729 |

* = Conference game

| Score by Periods | 1st | 2nd | Total |
|------------------|-----|-----|-------|
| Siena | 87 | 77 | 164 |
| Opponents | 111 | 129 | 240 |

2021-22 SIENA MEN'S BASKETBALL TV/RADIO ROSTER



Nick Hopkins
Gr. • G • 6-0 • 171
Fayetteville, TN/
Fayetteville/Belmont



Jared Billups
Fr. • G • 6-4 • 189
Waldorf, MD/
McDonogh School



Javian McCollum
Fr. • G • 6-2 • 153
Fort Myers, FL/
Fort Myers




Colby Rogers
Jr. • G • 6-4 • 184
Covington, GA/Roselle
Catholic (NJ)/Cal Poly



Jayce Johnson
Sr. • G • 6-5 • 208
Buffalo, NY/Canisius/
Middle Tennessee



Anthony Gaines
Gr. • G • 6-5 • 203
Kingston, NY/New Hampton
School (NH)/Northwestern



Aidan Dagostino
Fr. • G • 6-1 • 147
Saratoga Springs, NY/
Saratoga Springs/
South Kent School (CT)



Jordan Kellier
Jr. • F • 6-6 • 226
Portmore, Jamaica/
Redemption Christian
Academy (NY)/Utah



Robert Mahala
Sr. • G • 6-5 • 171
Jackson, NJ/Christian
Brothers Academy



Michael Tertsea
R-Sr. • F • 6-10 • 237
Benue State, Nigeria/
The John Carroll
School (MD)/Gannon



Taihland Owens
Fr. • G • 6-6 • 186
Canton, GA/Cherokee



Michael Baer
Gr. • F • 6-7 • 212
Bettendorf, IA/
Bettendorf/Iowa

Captain



Aidan Carpenter
So. • G • 6-4 • 195
Hamden, CT/
Lee Academy (ME)



Steven Lazar
So. • F • 6-6 • 174
Toronto, ON/
Crestwood Prep



Jackson Stormo
Sr. • F • 6-9 • 247
Santa Barbara, CA/
San Marcos/Pepperdine

COACHING STAFF



Carmen Maciariello '01
Head Coach
Third Season



Bobby Castagna
Assistant Coach




Greg Fahey
Assistant Coach



Marcus King
Assistant Coach



Matt Miner
Director of Basketball
Operations



Jonathan Pickett
Special Assistant to
the Head Coach

PRONUNCIATION GUIDE

#13 Aidan Dagostino – Dag-oh-STEE-no
#14 Jordan Kellier – KELL-yurr
#15 Robert Mahala – Mah-HA-la
#21 Michael Tertsea – TERT-see-ah
#23 Taihland Owens – TIE-land (like the country)

#24 Michael Baer – BARE (like the animal)
#33 Steven Lazar – Lah-ZARR
Carmen Maciariello – Mass-ah-RELL-oh
Bobby Castagna – Cuss-TAHN-yah



| No. | Name | Cl. | Pos. | Ht. | Wt. | Hometown/High School/Previous School |
|-----|-----------------|-------|------|------|-----|--|
| 0 | Nick Hopkins | Gr. | G | 6-0 | 171 | Fayetteville, TN/Fayetteville/Belmont |
| 1 | Jared Billups | Fr. | G | 6-4 | 189 | Waldorf, MD/McDonogh School |
| 2 | Javian McCollum | Fr. | G | 6-2 | 153 | Fort Myers, FL/Fort Myers |
| 3 | Colby Rogers | Jr. | G | 6-4 | 184 | Covington, GA/Roselle Catholic (NJ)/Cal Poly |
| 5 | Jayce Johnson | Sr. | G | 6-5 | 208 | Buffalo, NY/Canisius/Middle Tennessee |
| 11 | Anthony Gaines | Gr. | G | 6-5 | 203 | Kingston, NY/New Hampton School (NH)/Northwestern |
| 13 | Aidan Dagostino | Fr. | G | 6-1 | 147 | Saratoga Springs, NY/Saratoga Springs/South Kent School (CT) |
| 14 | Jordan Kellier | Jr. | F | 6-6 | 226 | Portmore, Jamaica/Redemption Christian Academy (NY)/Utah |
| 15 | Robert Mahala | Sr. | G | 6-5 | 171 | Jackson, NJ/Christian Brothers Academy |
| 21 | Michael Tertsea | R-Sr. | F | 6-10 | 237 | Benue State, Nigeria/The John Carroll School (MD)/Gannon |
| 23 | Taihland Owens | Fr. | G | 6-6 | 186 | Canton, GA/Cherokee |
| 24 | Michael Baer | Gr. | F | 6-7 | 212 | Bettendorf, IA/Bettendorf/Iowa |
| 25 | Aidan Carpenter | So. | G | 6-4 | 195 | Hamden, CT/Lee Academy (ME) |
| 33 | Steven Lazar | So. | F | 6-6 | 174 | Toronto, ON/Crestwood Prep |
| 55 | Jackson Stormo | Sr. | F | 6-9 | 247 | Santa Barbara, CA/San Marcos/Pepperdine |

Team Managers

Carter Morelli '22
Aidan Khoury '24
Michael McLoughlin '24
Jack Lumley '23
Thompson Collins '24

SIENASaints.com