

## GAMES #1 & 2

### December (0-0)

22	at Drexel%	Canceled
29	TOWSON>	Canceled

### January (0-0)

3	MONMOUTH*>+	3 PM
4	MONMOUTH*>#	5 PM
8	CANISIUS*>^	5 PM
9	CANISIUS*>^	5 PM
15	at Rider*^	7 PM
16	at Rider*^	7 PM
22	SAINT PETER'S*>^	7 PM
23	SAINT PETER'S*>^	7 PM
29	at Niagara*^	4 PM
30	at Niagara*^	4 PM

### February (0-0)

5	at Iona*^	6 PM
6	at Iona*^	6 PM
12	MANHATTAN*>^	7 PM
13	MANHATTAN*>^	7 PM
19	QUINNIPIAC*>^	7 PM
20	QUINNIPIAC*>^	7 PM
26	at Fairfield*#	5 PM
27	at Fairfield*#	5 PM

### March (0-0)

5	at Marist*^	5 PM
6	at Marist*^	5 PM
9	MAAC First Round\$^	TBA
10-11	MAAC Quarterfinals\$^	TBA
12	MAAC Semifinals\$^	TBA
13	MAAC Championship\$^	TBA

All times are Eastern Standard Time

Home Games in **BOLD CAPS**

\*MAAC Game

%FloHoops

>My4 Albany

+ESPN+

#ESPN3

^ESPN3 or ESPN+

\$Hercules Tires MAAC Championships  
(Atlantic City, NJ)



## Siena vs. Monmouth (3-2, 3-1)

Sunday, Jan. 3 - 3 PM / Monday, Jan. 4 - 5 PM  
Alumni Recreation Center (2,148) - Loudonville, NY



TV:

Robert Lee  
Kelly O'Donnell

RADIO:



A.J. Kanell  
Conner Fenlon

ONLINE:



### Siena College Athletic Communications

Marcelle Athletic Complex  
515 Loudon Road - Loudonville, NY 12211-1462  
Ph: 518-783-2377 - [SienaSaints.com](http://SienaSaints.com)  
Assistant Athletic Director for Communications: Mike Demos  
Press/Cell Phone: 336-675-7374  
E-mail: [mdemos@siena.edu](mailto:mdemos@siena.edu)

### Possible Starters

### 2019-20 Stats

# - POS	NAME/CL/HT/WT/HOMETOWN	PPG	RPG	APG	MPG
3 - G/F	Manny Camper* (Sr., 6-7/216, Chestertown, MD)	13.7	10.4	2.4	36.1
12 - F	Kyle Young (So., 6-9/240, Stewartville, NJ)	2.9	2.5	0.2	7.7
25 - G	Aidan Carpenter (Fr., 6-5/185, Hamden, CT)	N/A	N/A	N/A	N/A
14 - G	Jordan King (So., 6-0/175, Albany, NY)	4.7	1.3	0.7	18.1
22 - G	Jalen Pickett (Jr., 6-4/202, Rochester, NY)	15.1	4.6	6.0	36.9

### Reserves (Listed Numerically)

# - POS	NAME/CL/HT/WT/HOMETOWN	PPG	RPG	APG	MPG
0 - G	Nick Hopkins (Gr., 6-0/174, Fayetteville, TN)	5.6	1.6	1.2	12.6
1 - F	Colin Golson, Jr. (Fr., 6-7/222, Detroit, MI)	N/A	N/A	N/A	N/A
11 - F	Bennett Kwiecinski (Fr., 6-8/185, Wilmette, IL)	N/A	N/A	N/A	N/A
15 - G	Robert Mahala* (Jr., 6-5/170, Jackson, NJ)	0.3	0.2	0.0	1.7
20 - F	Denzel Tchougang (Sr., 6-10/229, Geneva, Switzerland)	0.0	0.0	0.0	0.0
24 - F	Harrison Curry (Gr., 6-7/257, Ann Arbor, MI)	DNP	DNP	DNP	DNP
33 - F	Steven Lazar (Fr., 6-8/174, Toronto, ON)	N/A	N/A	N/A	N/A
42 - F	Kyle Arrington (Sr., 6-10/262, Council Bluffs, IA)	4.1	3.8	0.4	12.6
55 - F	Jackson Stormo (Jr., 6-9/247, Santa Barbara, CA)	0.3	1.0	0.3	4.1

\*Captain



@SienaSaints  
@SienaMBB



SienaSaints  
SienaBasketball



@SienaSaints  
@SienaMBB



thesienasaints

[SIENASaints.com](http://SIENASaints.com)

#MARCH ON



## The Series With Monmouth

### 19th Meeting: Monmouth leads, 12-6



Home - 4-6  
Division I - 6-12  
MAAC - 3-11

Last Meeting - Siena 86, Monmouth 72  
Mar. 6, 2020 - West Long Branch, NJ



#### Of Note

Siena swept the regular season series last year for the first time since Monmouth joined the MAAC in 2013-14. The Hawks have won 11 of the 15 meetings between the programs since they joined the MAAC. Monmouth is one of only two current or former MAAC programs (Manhattan: 32-29) that holds a winning all-time regular season conference record (11-3) against Siena. **Jalen Pickett** is averaging 13.5 points and 6.0 assists in four career games vs. the Hawks. **Carmen Maciariello** is 2-0 vs. Monmouth. **King Rice** is 11-4 vs. Siena.

#### Last Meeting

Siena clinched the MAAC Regular Season Title in the regular season finale. Five Saints scored in double figures as part of a balanced attack, with Pickett (15 points, 11 assists) and **Manny Camper** (14 points, 18 rebounds) each registering double-doubles. **Deion Hammond** scored a game-high 27 points for the Hawks. Siena shot 55% from the field and made 10 threes.

#### Siena vs. the Metro Atlantic Athletic Conference



347-260 (.572) all-time overall in MAAC competition  
307-235 (.566) all-time in MAAC Regular Season action  
410-364 (.530) all-time overall vs. the 10 other programs which currently comprise the MAAC  
Won at least a share of eight MAAC Regular Season Championships, and captured six MAAC Tournament titles (1999, 2002, 2008, 2009, 2010, 2020)



#### Siena vs. the MAAC

All-Time Regular Season  
(32nd Season)

Canisius	34-28
Fairfield	34-27
Fordham	1-1
Holy Cross	1-1
Iona	35-26
La Salle	3-2
Loyola (MD)	31-16
Manhattan	29-32
Marist	28-18
<b>Monmouth</b>	<b>3-11</b>
Niagara	36-25
Quinnipiac	8-5
Rider	28-16
Saint Peter's	36-27
<b>TOTAL</b>	<b>307-235</b>

	Tale of the Tape (2019-20)	
<b>20-10*</b>	Record	18-13
<b>15-5*</b>	MAAC	12-8
<b>151*</b>	NET	209
<b>72.2*</b>	Points	71.3
<b>67.7</b>	Opp Points	70.6
<b>.459*</b>	FG%	.410
.428	OPP FG%	<b>.425</b>
<b>.355</b>	3FG%	.334
.704	FT%	<b>.721</b>
<b>36.4</b>	Rebounds	34.1
<b>13.4</b>	Assists	12.9
13.0	Turnovers	<b>12.7</b>
<b>3.1</b>	Blocks	2.8
5.3	Steals	<b>8.0*</b>

\*Led MAAC

## Carmen Maciariello

Siena '01

### Second Season

20-10 (.667)



Siena Basketball alumnus is 18th head coach in program history

42-year-old native of nearby Clifton Park led Siena to program's first MAAC Championship in a decade in just his first season at the helm last winter

Only one of 61 new Division I coaching hires in 2019-20 to lead his team to an outright conference championship

Named one of the "Top-12 Most Immediately Successful Hires of the 2019-20 Season" by CBS Sports' Matt Norlander

Led Siena to season-ending 10-game winning streak to cap 2019-20, and a perfect 14-0 mark at the Times Union Center

Developed three All-MAAC selections in first season leading the program, including MAAC Player of the Year Jalen Pickett

Former Siena Basketball Director of Basketball Operations (2005-06), returned to program as an assistant coach in 2018-19 prior to promotion

Graduated cum laude from Siena in 2001, while helping guide the Saints to 20 wins and a share of the MAAC Regular Season Championship during his senior season, after having sat out the previous year per NCAA transfer regulations following his matriculation from the University of New Hampshire

Spent 11 seasons as a Division I assistant coach, which has included stops at Siena (2018-19), George Washington (2014-18), Boston University (2011-14), and Fairfield (2008-11)

As an assistant coach, teams made seven national postseason tournament appearances while averaging 20.5 wins and a .624 winning percentage, and has also helped guide his programs to a 124-70 (.639) conference mark and, including his time as an undergraduate at Siena, has won a conference regular season or postseason title at each school

2012 Capital District Basketball Hall of Fame inductee

1996 *Albany Times Union* Player of the Year at Shenendehowa High School

Married to wife, Laura, and has a three-year-old daughter, Reese (turns four Mar. 17), and a newborn son, Matteo (born May 12)





# QUICK HITS



Defending MAAC Champion Siena makes its season debut vs. Monmouth

The Saints are playing for the first time in 298 days, since defeating Manhattan in the MAAC Quarterfinals on Mar. 11

This marks the longest period of time between games since the program paused activities from 1943-46 due to World War II

Siena has endured three separate pauses following multiple positive COVID-19 test results stemming from the program's Tier 1 personnel (Nov. 13, Dec. 8, Dec. 18)

Since Nov. 12 (52 days), the Saints have had a total of 11 days of full team activities

Prior to Nov. 12, Siena had gone unscathed since the start of the coronavirus pandemic

The Saints are one of just 14 Division I teams (out of 350) which has yet to play a game this season

Only Merrimack, four Patriot League teams – American, Boston University, Loyola (MD), Holy Cross, and the eight Ivy League teams – Brown, Columbia, Cornell, Dartmouth, Harvard, Penn, Princeton, and Yale, have yet to play a game this season

The vast majority of the Patriot League officially began play Saturday, while the Ivy League previously cancelled its season

Siena and Merrimack are the only two Division I programs who had planned to begin the season on time who have yet to play

Merrimack is slated to open Thursday against Sacred Heart

Jan. 3 marks the latest start to a season-opener in the program's history, which dates back to 1938

The program's previous latest calendar start to a season was Dec. 11, 1954 against Buffalo

Siena opened last season on Nov. 5, marking the earliest start in program history

The Saints will be playing Monmouth on back-to-back days to open the season

Siena has never before faced the same opponent on back-to-back days

The last time the Saints faced the same opponent in consecutive games was when they defeated Fresno State three straight times in the best-of-three CBI Championship Series in 2014

The Saints carry the nation's fifth longest active win streak heading into their season opener

Siena has won 10 straight since falling at Saint Peter's on Feb. 2

The 10-game win streak marks the third longest in program history

Overall, the Saints have won 13 of their past 14 contests

The Green and Gold achieved a 15-5 mark during the 2020 calendar year

Siena is allowing just 59.1 points on 38.6% shooting including only 26% from three

The Saints are tied for the ninth longest active home win streak nationally at 14 in a row

The 14-game home win streak is the second longest in program history (38 from 2008-10)

Siena achieved its third undefeated home season at the Times Union Center in 23 years, since making the full-time move downtown to start the 1997-98 season

The Saints averaged an 11.1-point margin of victory at home last season

Siena trailed for a total of just 14:09 over their final seven games at the Times Union Center

Junior standout **Jalen Pickett** enters the season needing just 41 points to become the 45th player in program history to score 1,000 career points

The last Saint to reach 1,000 career points was **Javion Ogunyemi** on Dec. 17, 2016

**Marc Brown** (979) is the only Siena player to score more points than Pickett by the end of his sophomore season in program history

Pickett has amassed 959 career points over his first 62 games

Pickett's 15.5 points per game scoring average is eighth highest in program history

Siena tips off the program's milestone 80th season

The program began play in the Winter of 1938, but did not compete from 1943-46 due to World War II

Siena has achieved an all-time record of 1,144-973 (.540) entering this season

Siena has earned seven NCAA Tournament bids, made five NIT appearances, and won the College Basketball Invitational in 2014

The Saints are 40-39 all-time in season-openers, including 18-26 during the Division I era

Siena has dropped six of its last eight season-openers

The Saints routed American 96-80 in last year's season-opener

Marked the program's most points scored in a season-opener in 35 years (110 vs. East Stroudsburg in 1984)

Marked the program's largest margin of victory in a season-opener in 11 years (30 vs. Boise State in 2008)

Marked the largest margin of victory by a head coach in his Siena debut in 78 years (22 by **Dan Cunha** in 1941)

Siena is an impressive 32-12 (.727) in home openers during the program's Division I era

However, the Saints are just 4-6 in their last 10 home openers

Siena is the unanimous selection to repeat as league champions, according to the MAAC Preseason Coaches' Poll

The Saints received all 11 first-place votes and the maximum 121 points in the polling

Siena is the MAAC preseason favorite for the first time in 11 years

The Saints won their third straight MAAC Championship the last time they were picked to win the league in 2009-10

Siena is the unanimous MAAC preseason favorite for the first time in 12 years (2008-09)

Pickett is the unanimous MAAC Preseason Player of the Year

Pickett is the first unanimous MAAC Preseason Player of the Year since **Justin Robinson** of Monmouth in 2016-17

Pickett is the MAAC Preseason Player of the Year for the second straight season

Pickett became just the second-ever sophomore in league history to be named the MAAC Player of the Year last season (**Lionel**

**Simmons**, La Salle: 1987-88)

Pickett was joined as a unanimous selection on the MAAC Preseason First Team by teammate **Manny Camper**

Camper and Pickett are the first Siena teammates to be named Preseason First Team All-MAAC selections since **Brett**

**Bisping** and Ogunyemi in 2016-17.

Camper returns to Siena for his senior season after testing the NBA Draft waters this summer

## Longest Active Win Streaks

1.) UC San Diego	24*
2.) Gonzaga	14
3.) Winthrop	12
4.) Drake	11
5.) SIENA	10

## Longest Siena Win Streaks

1.) 2009-10	15
2.) 1988-89	14
3.) Present	10

## Longest Active Home Win Streaks

1.) Gonzaga	44
2.) Liberty	29
3.) Oregon	27
Prairie View	27
5.) South Dakota State	24
6.) NC Central	16
7.) Loyola Chicago	15
Houston	15
9.) SIENA	14
UC San Diego	14*

\*Played two games this season since transitioning to DI

## Longest Siena Home Win Streaks

1.) 2008-10	38
2.) Present	14

## Jalen Pickett

1,000 Point Countdown:

41





# QUICK HITS



**Jalen Pickett** has also been named to both the Lute Olson (top Division I player) and Lou Henson Award (top DI mid-major player) Preseason Watch Lists

Pickett is one of only 11 players on the Olson Award Watch List who doesn't play for a high-major team

Siena was ranked 21st in the College Insider Preseason Mid-Major Top-25 Poll

Marked the Saints' first national ranking in the poll in four years (22nd in 2016-17 Preseason Poll)

Siena was the only MAAC team to receive votes, garnering 213 points

The Saints were amongst teams also receiving votes in each of last year's final two polls

Siena welcomes back six letterwinners and two starters from last year's team

The Saints return 51% of their scoring output from last year's team

Pickett and **Manny Camper** account for 78% of the team's returning scoring

Siena welcomes eight newcomers including four true freshmen to this year's squad

The Saints added four total transfers, including a pair of graduate transfers

Siena's diverse 2020-21 roster features a total of 14 players hailing from nine different states and two foreign countries

The Saints boast the seventh tallest team nationally, with an average height of 78.36 inches

Siena will begin its home slate on campus at the Alumni Recreation Center

The Saints' season-opener will mark the program's first regular season game at the ARC in 24 years, spanning a total of 8,720 days since hosting Loyola (MD) on Feb. 18, 1997

Siena's last postseason game at the ARC was a victory over Fresno State to win the CBI Championship on Apr. 5, 2014

The ARC served as the program's exclusive home from 1974-90, and part-time home from 1990-97

The Saints hold a stellar 210-60 (.778) all-time record at the ARC

Siena posted a perfect 14-0 home record last season at the Times Union Center, the program's exclusive home since 1997

The Saints averaged 6,228 fans last season at the Times Union Center

Siena ranked 83rd nationally in average home attendance, cracking the top-100 for the 23rd straight season

The Saints ranked #1 amongst all Northeast mid-major programs in average attendance, and 12th overall nationally amongst mid-majors, and were third overall amongst all of New York's Division I programs

Siena captured the program's eighth MAAC Regular Season Championship (and fourth outright) last season

The Saints were also later awarded the program's sixth MAAC Tournament Championship and seventh NCAA automatic qualifier on Mar. 24, by virtue of being the highest remaining seed following the cancellation of the MAAC Tournament on Mar. 12

The championship was Siena's first in a decade, since completing their MAAC three-peat in 2010

The Saints achieved the program's 21st 20-win season and first in four years

Siena posted a 20-10 overall record, including a 15-5 mark in the MAAC

The Saints won the MAAC Championship after being predicted to finish sixth according to the league's preseason coaches' poll, and only two seasons removed from a tied for last place finish

Siena's 104-spot improvement in the NET rankings from the year prior marked the 15th biggest turnaround nationally

The Saints' ended the season riding the nation's seventh longest active win streak (10), and were one of just 13 Division I teams nationally to go undefeated at home (14-0)

**Carmen Maciariello** was the only one of the 61 Division I head coaching hires in 2019-20 to win his league's regular season title outright

Maciariello's 20 victories were tied for the most-ever by a first-year Siena coach

Siena boasted three All-MAAC selections for just the fifth time in 31 years

Jalen Pickett was named the MAAC Player of the Year and was joined on the First Team by Manny Camper

Elijah Burns was named a Second Team All-MAAC selection

Pickett and Camper each enjoyed breakout 2019-20 seasons

Pickett was named to the Lou Henson All-America Team, and was an NABC District 1 honoree and USBWA All-District II

Pickett became the first Siena player in 55 years to be named an All-ECAC First Team honoree (**Jack Mulvey** - 1965)

Pickett became the only player in the last quarter century to average at least 15 points (15.1), six assists (6.0), one block (1.1) and one steal (1.0) per game (according to Heat Check CBB)

Pickett ranked seventh nationally in assist-to-turnover ratio (3.30), 20th in assists, and 21st in minutes (36.9)

Pickett also ranked fourth in the MAAC in scoring, sixth in blocks, and seventh in threes (58)

Over his final 15 games, Pickett averaged 7.7 assists while achieving a 3.97 assist-to-turnover ratio (115/29)

Camper eclipsed his scoring, rebounding, assist, and block totals from his first two seasons combined

Camper was one of just 29 Division I players nationally to average a double-double with 13.7 points and 10.4 rebounds

Camper ranked in the top-50 nationally in defensive rebounding (16th - 7.53), rebounding (22nd), double-doubles (26th - 14), and minutes (47th - 36.1)

Camper also ranked second in the MAAC in rebounding, offensive rebounding (2.83), and defensive rebounding, and 10th in field goal percentage (.480)

Siena led the MAAC in field goal percentage (.459 - 64th nationally), scoring margin (+4.5), scoring offense (72.2), and three-point field goal percentage defense (.318) last season

The Saints ranked in the top-100 nationally in rebound margin (+4.6 - 46th nationally) and three-point field goal percentage (.355 - 67th)

The Saints were 14-1 last season when allowing less than 70 points, and 19-3 when holding the opponent under 50% shooting

Siena was 6-2 in games decided by three points or less last season

The Saints completed the program's first 7-1 February in 13 years, since also going 7-1 in February 2007

Tied for Siena's best Month of February in 29 years, since going 8-1 in 1991

The Saints scored first in 13 straight games from Jan. 17 - Feb. 28

Siena scored on its first possession 11 times during that stretch, and made their first field goal attempt seven times

The Saints posted at least one win on every day of the week last season

Siena was most prolific on Friday's with seven victories, posting a 7-2 record

## Tallest Division I Teams\*

1.) Utah State	79.31
2.) Stanford	79.06
3.) Boise State	78.86
4.) Florida State	78.57
Texas	78.57
6.) UCF	78.44
7.) SIENA	78.36

\*Average height in inches



# OF NOTE



## Last Time Out: Siena 63, Manhattan 49 (Mar. 11 - Atlantic City, NJ)

Siena held Manhattan to just 34.5% shooting including 4-18 from three to set a program MAAC Tournament record for fewest points allowed

**Manny Camper** led the Saints with 15 points, nine rebounds, and a career-high six assists to send Siena to the MAAC Semifinals

**Sammy Friday IV** posted season-highs of 12 points and six rebounds

**Pauly Paulicap** tallied a double-double with 12 points and 12 rebounds for Manhattan

## By The Numbers (2019-20)

<b>3</b> Number of different head coaches Siena has had the past three seasons	<b>.624</b> New head coach <b>Carmen Maciariello's</b> win percentage in 11 years as an assistant	<b>7</b> Number of Siena players and coaches who hail from the Greater Capital Region
<b>6-2</b> Siena's record in games decided by three points or less	<b>13</b> Consecutive games in which Siena scored first from Jan. 17 - Feb. 28	<b>59.1</b> Average points per game Siena has allowed during its current 10-game win streak
<b>+8.0</b> Improvement in Siena's scoring average from last season	<b>96</b> Points scored vs. American, Siena's most in a season opener in 35 years	<b>20</b> Consecutive games in which <b>Elijah Burns</b> won the opening tip earlier this season
<b>14-1</b> Siena's record when holding the opposition to under 70 points	<b>19-3</b> Siena's record when holding the opposition to under 50% shooting	<b>10-1</b> Siena's record when four or more players score in double figures
<b>7-2</b> Siena's record on Fridays	<b>+8.7</b> Improvement in Siena's rebound margin from last season	<b>19</b> Rebounds <b>Manny Camper</b> had at Yale on Nov. 20, the most by a Siena player in seven seasons
<b>6,228</b> Siena's average home attendance this season, the program's highest in four years	<b>12</b> Siena's rank for average attendance last season amongst all Northeast teams	<b>19</b> Siena's rank for average attendance last season amongst all mid-major teams nationally
<b>39</b> Days in-between Siena's second and third home games this season	<b>41</b> Percentage of scoring Siena returns from last year	<b>9</b> Siena's win improvement last year - tied for 11th best nationally

## Points: Margin of Victory (2019-20)

1 2 3 4 5 6 7 8 9 10 11 12 13 14 15+  
2 1 3 0 0 0 1 0 1 1 0 1 3 1 5

## Points: Margin of Defeat (2019-20)

1 2 3 4 5 6 7 8 9 10 11 12 13 14 15+  
1 0 1 1 1 0 0 1 0 2 1 1 0 0 1

## INDIVIDUAL CAREER TOTALS\*

	'19-'20	CAREER
<b>DOUBLE DIGIT SCORING</b>		
Jalen Pickett	25	51
Manny Camper	25	29
Jordan King	3	3
Kyle Young	2	2
<b>40 POINT GAMES</b>		
Jalen Pickett	0	1
<b>30 POINT GAMES</b>		
Jalen Pickett	0	1
<b>20 POINT GAMES</b>		
Jalen Pickett	6	15
Manny Camper	4	5
<b>10 REBOUND GAMES</b>		
Manny Camper	16	18
Jalen Pickett	2	3
<b>10 ASSIST GAMES</b>		
Jalen Pickett	3	8
<b>TRIPLE DOUBLES</b>		
None		
Last: Dec. 3, 2006 Kojo Mensah vs. UAlbany		
<b>DOUBLE DOUBLES</b>		
Manny Camper	14	14
Jalen Pickett	4	9
<b>FIVE OR MORE THREES IN A GAME</b>		
Jalen Pickett	2	3

\*At Siena

## 2019-20 Team Leaderboard (Games)

**Scoring:** Burns (9), Camper (8), Pickett (8), Carey (7), Harris (1), King (1)

**Rebounding:** Camper (24), Burns (4), Carey (1), Harris (1), Pickett (1), Young (1)

**Assists:** Pickett (22), Carey (5), Camper (4), King (1)

**Minutes:** Camper (14), Pickett (14), Carey (3)

**Double-Figures Scoring:** Camper (25), Pickett (25), Burns (22), Carey (19), Harris (4), Friday (3), King (3), Young (2)

**Double-Doubles:** Camper (14), Pickett (4), Burns (3)

## Siena and the Times Union Center

Siena Basketball achieved the highest average home attendance amongst all 56 Northeast mid-major programs during the 2019-20 season, according to the NCAA Division I Men's Basketball Attendance Report. Moreover, the Saints broke the top-100 nationally overall in attendance for the 23rd straight season, ranking 83rd overall out of 350 Division I programs with an average of 6,228 fans per game.

Siena leapfrogged Atlantic 10 foe Rhode Island for top billing in Division I Men's Basketball attendance amongst all Northeast mid-major programs during the 2019-20 season. The Northeast is comprised of nine states according to the United States Census Bureau: Connecticut, Maine, Massachusetts, New Hampshire, New Jersey, New York, Pennsylvania, Rhode Island, and Vermont. Mid-major teams are defined as programs from the 25 conferences which do not comprise "high majors," which are the Power 5 (ACC, Big Ten, Big 12, Pac-12, and SEC), AAC, and Big East.

Siena improved 11 spots in the national average attendance rankings this past winter to finish 83rd overall, marking the program's highest mark in five years dating back to a ranking of 82nd for the 2014-15 season. The Saints have now ranked in the top-100 nationally in attendance for each of the past 23 seasons, coinciding with the program's full-time move downtown beginning in 1997-98. Siena also stood 12th overall nationally in average home attendance amongst all 263 mid-major programs, an improvement of seven spots from the previous season.

The Saints' average attendance of 6,228 during the 2019-20 season at the Times Union Center was the program's highest mark in four years since averaging 6,269 fans in 2015-16, and outranked the NCAA average of 4,601 by more than 26%. Siena saw an increase in average home attendance of 461 spectators from the 2018-19 campaign, as the 7% improvement was the program's highest in 11 years since achieving a 14% increase in 2008-09 from the 2007-08 season. Additionally, the Saints boasted a pair of capacity crowds of 7,146 fans last season against Manhattan (Feb. 16) and in the home finale vs. Niagara (Mar. 4).

Siena ranked third in average home attendance amongst the 22 Division I programs from the state of New York, trailing only national leader Syracuse and other high-major competitor St. John's. However, the Saints outranked 16 high-major programs nationally, including nine Power 5 teams in Boston College, California, Georgia Tech, Miami, Northwestern, Oregon State, Stanford, USC, and Washington State.

The stellar fan support helped propel Siena to a perfect 14-0 record at the Times Union Center last season, as the Saints were one of just 13 Division I teams nationally to go undefeated at home in 2019-20. Siena achieved an unblemished home mark for the third time in 23 seasons since making the full-time move downtown (17-0 in both 2008-09 and 2009-10), and the 14-game win streak in Albany marks the second longest in program history (38 straight between 2008-10). The Saints won by an average of 11.1 points per game at home this past winter, and trailed for a total of just 14:09 over their final seven games at the Times Union Center.

Siena has now drawn more than 2.5 million fans over 394 all-time games at the Times Union Center, dating back to the program's first home contest in the facility during the 1990-91 season. The Saints welcomed their two-millionth fan on Dec. 23, 2014 vs. Cornell, and have drawn crowds in excess of 10,000 on 33 occasions. Siena holds a 262-132 (.665) all-time record at the Times Union Center, including a stellar 247-110 (.692) mark since permanently making the facility its home beginning with the 1997-98 season.



### Siena Individual Career Records

#### Points Per Game

1.) Fred Shear	1970-73	20.3
2.) Marc Brown	1987-91	18.6
3.) Bob Hermann	1967-70	18.0
4.) Steve Walters	1972-76	17.3
5.) Doremus Bennerman	1990-91	16.9
6.) Mike Seymour	1967-70	16.2
7.) Mark Palinski	1964-67	16.1
8.) Jalen Pickett	2018-pres.	15.5

#### Assists Per Game

1.) Marc Brown	1987-91	6.5
2.) Jalen Pickett	2018-pres.	6.4

#### Assists

1.) Ronald Moore	2006-10	823
7.) Michael Catino	1978-80	426
8.) Jalen Pickett	2018-pres.	396

#### Most Points in First Two Seasons at Siena

1.) Marc Brown	1987-89	979
2.) Jalen Pickett	2018-20	959





# PLAYER QUICK HITS



## Possible Starters

### G/F - #3 Manny Camper

Unanimous 2020-21 Preseason First Team All-MAAC selection  
Initially declared for 2020 NBA Draft before deciding to return to Siena for his senior season  
Appointed team captain for second straight season  
2019-20 First Team All-MAAC selection  
Last season eclipsed scoring, rebounding, assist, and block totals from first two seasons combined  
One of just 29 Division I players nationally to average a double-double last season, with 13.7 points and 10.4 rebounds  
Ranked in the top-50 nationally in defensive rebounding (16th - 7.53), rebounding (22nd), double-doubles (26th - 14), and minutes (47th - 36.1) last season  
Also ranked second in the MAAC in rebounding, offensive rebounding (2.83), and defensive rebounding, and 10th in field goal percentage (.480) last season  
Scored in double figures 25 times, highlighted by four 20-point performances last season  
One of just four Siena student athletes to receive the Strength and Conditioning "Iron Saint Award" for "putting in the hard work, creating a positive group atmosphere, and leading by example in the weight room"  
Posted 2019-20 Season-highs of 22 points and 19 rebounds (most by a Siena player in seven years) at Yale (Nov. 20)  
Averaged 6.4 points and 5.4 rebounds spanning 26.2 minutes of action in 29 games (22 starts) as a sophomore (2018-19)  
Named the North Bayside Player of the Year each of his final two seasons while starring at Kent County High School  
Four-year high school varsity starter scored 1,951 career points  
Member of the National Honor Society was ranked in the top-10 of his high school graduating class and was the recipient of a Dr. Martin Luther King, Jr. Humanitarian Award

### F- #12 Kyle Young

Appeared in 22 games as freshman, seeing action in 18 of team's final 20 games after having played in just four of the first 10  
Averaged 2.9 points and 2.7 rebounds spanning 7.7 minutes of action  
Broke out to average 5.6 points and 4.1 rebounds on 52% shooting in 13.4 minutes over seven-game span (Jan. 9-31)  
Scored season-high 12 points and added six rebounds in just 14 minutes in win at Iona (Jan. 31)  
Was first commitment in the Saints' Class of 2023  
Named a 2019 Pennsylvania Sports Writers Class 4A Third Team selection after averaging 13.9 points and leading Bethlehem Catholic to a 26-4 record.  
Tied for team-high with 14 points in 2018 PIAA Class 4A State Semifinals and led squad to 28-4 record and an Eastern Pennsylvania Conference and District 11 Class 4A Championship his junior season  
Played AAU for the Jersey Shore Warriors, which also produced recent Siena stars **Ryan Rossiter** and **Rob Poole**  
Has an older brother, Ryan, who plays basketball at Northwestern, and an older sister, Jordan, who plays volleyball at George Washington

### G - #25 Aidan Carpenter

No. 1 recruit in Maine and No. 22 overall recruit in New England Class of 2020 according to New England Recruiting Report  
Began 2019-20 season at Lee Academy in Maine before matriculating to Siena as a mid-year enrollee  
2018-19 NEPSAC Player of the Year averaged 24 points and five assists while leading Hyde School in Bath, Maine to the NEP-SAC Class C Title  
Played AAU basketball for Rhode Island Elite

### G - #14 Jordan King

Appeared in all 30 games, making two starts as a freshman, averaging 4.7 points in 18.1 minutes of action  
Ranked fifth in the MAAC, shooting 43.1% from three-point range during conference play  
Averaged 7.4 points while shooting 56% from three in 10 MAAC road contests  
Scored in double figures three times off bench, highlighted by season-high 13 points on 5-7 FG in victory at Iona (Jan. 31)  
Tallied 12 points on 4-6 shooting from three in MAAC Regular Season Championship clinching win at Monmouth (Mar. 6)  
Albany product who starred locally on both the high school and AAU circuits  
2019 Suburban Council Player of the Year while starring for Christian Brothers Academy  
Averaged 24.1 points, 4.5 assists, and 4.3 rebounds while also earning Albany Times Union Large School First Team honors his senior season  
Played AAU for the Albany City Rocks and Mass Rivals

### G - #22 Jalen Pickett

Unanimous 2020-21 MAAC Preseason Player of the Year (first unanimous since Monmouth's **Justin Robinson** in 2016-17)  
Named to the 2020-21 Lute Olson Award (top Division I player) and Lou Henson Award (top Division I mid-major player)  
Preseason Watch Lists  
Ranked the 61st best Division I player by HoopChain and 99th by CBS Sports' **Matt Norlander** entering the 2020-21 season  
Scored both the second most points (959) and dished out the second most assists (396) by any Siena player by the end of their sophomore season in program history (**Marc Brown**: 1987-89 - 979 points, 421 assists)  
Needs just 41 more points to become the 45th player in program history to score 1,000 career points  
Returned to Siena last winter after declaring for the 2019 NBA Draft following the completion of his freshman season  
2019-20 MAAC Player of the Year (second sophomore in MAAC history to win award - **Lionel Simmons**, La Salle: 1987-88)  
and USBWA All-District II selection  
Unanimous 2019-20 First Team All-MAAC selection also named to Lou Henson All-America Team, NABC District I honoree, First Siena player in 55 years to be named an All-ECAC First Team honoree (**Jack Mulvey**: 1965)  
Three-time MAAC Player of the Week last season (Dec. 30, Jan. 27, Feb. 24)  
Lou Henson National Player of the Week Dec. 30, 2019  
Became the only player in the last quarter century to average at least 15 points (15.1), six assists (6.0), one block (1.1) and one steal (1.0) per game (according to Heat Check CBB)  
Ranked seventh nationally in assist-to-turnover ratio (3.30), 20th in assists, and 21st in minutes (36.9)  
Also ranked fourth in the MAAC in scoring, sixth in blocks, and seventh in threes (58)  
Scored in double figures 25 times - including six, 20-point performances - and posted four double-doubles  
Over final 15 games averaged 7.7 assists while achieving a 3.97 assist-to-turnover ratio (115/29)  
Tallied season-high 27 points on 11-15 shooting, while adding nine assists in win over Rider (Feb. 14)  
2018-19 Siena College Male Student Athlete and Rookie of the Year  
Unanimous 2018-19 MAAC Rookie of the Year and MAAC All-Rookie Team selection, was also MAAC All-Tournament Team  
League record 11-time MAAC Rookie of the Week also tied for second most overall in NCAA Division I history (12 - **Jared Sullinger**: Ohio State - Big Ten, 2010-11)  
One of 30 Division I finalists nationally for the 2019 Kyle Macy Award (top freshman in college basketball)  
Second freshman in MAAC history (**Lionel Simmons**: La Salle, 1986-87) to earn First Team All-MAAC honors  
NABC District I First Team selection (first freshman in program history), ECAC Rookie of the Year (first in program history) and Second Team All-ECAC  
Named CBS Sports/USBWA National Freshman of the Week on Feb. 19  
Swept MAAC weekly honors on Dec. 3 - fourth league freshman in past 33 years to be named MAAC Player of the Week  
Set Siena freshmen records for both scoring (521) and steals (66), while also achieving the fourth-highest single-season assist total overall (221) in school history  
Ranked ninth nationally and third amongst Division I freshmen in assists (6.7), stood 22nd nationally and fourth amongst Division I freshmen in assist-to-turnover ratio (2.76), and was 35th nationally and fourth amongst Division I freshmen in steals (2.0)  
Erupted for 46 points (second highest single-game total in program history) and 13 assists vs. Quinnipiac (Feb. 17, 2019) to become just the second player nationally this century with 45-plus points and 10-plus assists in a game  
Posted first collegiate double-double with 27 points and 13 assists at Hofstra (Nov. 28, 2018) to become first Division I player nationally during the 2018-19 season to reach those marks  
Swiped seven steals vs. Colgate (Nov. 24, 2018), the most by a Saint since **Clarence Jackson** also had seven on Jan. 4, 2010



# PLAYER QUICK HITS



## Reserves (Listed Numerically)

### G – #0 Nick Hopkins

Graduate transfer from Belmont University set to suit up for lone season with Saints in 2020–21

Brings winning resume, having been top scoring primary reserve of Bruins' teams the past three years which amassed a 77–22 (.778) record and won a pair of Ohio Valley Conference Championships

Appeared in 94 games (11 starts) in three seasons at Belmont, averaging 6.5 points in 15.2 minutes, while shooting 37.4% from three and 84.3% from the free throw line

Scored in double figures 26 times during three seasons with Bruins, while connecting for 150 threes, and posting a 1.85 assist-to-turnover ratio

Appeared in all 33 games, averaging 5.6 points over 12.6 minutes for OVC Champion Belmont last season

Connected for 39 threes while shooting 33% from distance, and posted a 1.95 assist-to-turnover ratio last winter

Scored in double figures eight times last season, highlighted by a season-high 15-point performance on 4–5 shooting from distance in road win at ACC foe Boston College (Nov. 16)

Set Belmont Division I scoring debut record with 22 points on 8–12 shooting including 6–10 from three at Pac-12 foe Washington to open 2017–18 freshman season

2016 Tennessee Mr. Basketball Class A and **USA TODAY** Tennessee First Team selection

Averaged 33.3 points, 6.4 rebounds, 3.1 assists, and 3.3 steals during his senior season at Fayetteville High in 2015–16

Four-time Tennessee 9A All-District honoree, three-time All-Tournament Team selection, and two-time MVP

Scored 2,851 career points during illustrious high school career, including a state-high 931 as a senior

Played his AAU basketball for the 2015 EYBL Peach Jam Champion Georgia Stars

### F – #1 Colin Golson, Jr.

Freshman was 2019–20 Division 2 First Team All-State and **Detroit Free Press** All-Area Third Team selection at Ferndale High

Previously played his high school basketball at East English Village

Played his AAU basketball for REACH Legends

### F – #11 Bennett Kwiecinski

Freshman was a Top-15 prospect in the Class of 2020 by the City/Suburban Hoops Report in Chicago

2019–20 **Associated Press** All-State Honorable Mention led Loyola Academy to a school-record 30 wins and the Class 4A Regional Title, Jesuit Cup, and Catholic Blue League Championship his senior season

Also named an IBCA Class 4A Second Team All-State, Pioneer Press All-Area Third Team, and a CCL First Team All-Conference selection in 2019–20

Averaged 13.7 points, 6.7 rebounds, and 1.8 blocks as a junior in 2018–19

Played his AAU basketball for the Illinois Wolves

Graduated Magna Cum Laude

Twin brother, Jordan, is a freshman on the Drake University men's basketball team

### G – #15 Robert Mahala

Walk-on junior appointed team co-captain for 2020–21 season

Named to the MAAC All-Academic Team and Academic Honor Roll in each year of eligibility

Appeared in first six collegiate games last season, logging 10 total minutes

Scored first collegiate basket vs. Quinnipiac (Jan. 26, 2020)

Did not see any as a freshman

Earned three varsity letters and was a two-year starter at Christian Brothers Academy

Averaged 9.8 points as a senior, and was selected to play in New Jersey's North-South Senior All-Star Game

Father, Bobby, played college basketball at Wagner

Cousin, **Kevin Mahala**, was drafted by the Pittsburgh Pirates in 2016

### F – #20 Denzel Tchougang

Transfer from Cypress College (CA) set for final of three seasons of eligibility with Siena

Saw action for final second of first half in game at Marist (Feb. 28) during injury riddled 2019–20 season

Saw action in 20 games in 2018–19, averaging 5.7 minutes, while totaling 12 points and 15 rebounds

Appeared in 27 games in lone season at Cypress College (2017–18), making 23 starts while averaging 2.4 points and 2.6 rebounds in 9.6 minutes of action

Played five years of club basketball in Geneva, Switzerland

Swiss U19 Vice Champion





# PLAYER QUICK HITS



## Reserves (Continued)

### F - #24 Harrison Curry

Graduate transfer from the University of Detroit Mercy set to suit up for lone season with Saints in 2020-21  
Eligible for sixth season at fourth different college (Pensacola State, Louisiana Tech, Detroit Mercy)  
Did not play last season at Detroit Mercy as he prepared to become a graduate transfer  
Appeared in 19 games (six starts) at Detroit Mercy in 2018-19, ranking second on the team averaging 7.8 points  
Scored in double figures eight times for the Titans, highlighted by a pair of 16-point performances  
Saw action in only one game at Louisiana Tech in 2017-18 before suffering season-ending injury  
Began collegiate career by playing two seasons at Pensacola State College  
Was rated the 45th best junior college player in the country  
First Team All-Conference selection averaged team-high 14.5 points and 6.3 rebounds at Pensacola in 2016-17  
Averaged 11.3 points and 4.9 rebounds as a freshman at Pensacola in 2015-16  
Played senior year of high school at Legacy Charter School in South Carolina, where he earned Offensive MVP and Male Athlete of the Year honors after averaging a double-double with 15.7 points and 10.1 rebounds

### F - #33 Steven Lazar

Walk-on freshman joined program in July  
Averaged 5.3 points and 3.7 rebounds over 16 games his senior season in 2019-20 for Crestwood Prep  
Part of two CISAA Championship teams (2018, 2019), while also being a perfect 4.0 student

### F - #42 Kyle Arrington

Western Illinois transfer will sit out 2020-21 season per NCAA transfer regulations and have one year of eligibility remaining  
Appeared in 25 games (seven starts) in lone season at Western Illinois last winter  
Averaged 4.1 points and 3.8 rebounds in 12.6 minutes, while shooting a team-high 58.8% from the field  
Averaged 4.8 points and 5.3 rebounds on 61.5% shooting in 19.2 minutes over final 10 games including all seven of his starts  
Posted pair of season-high 10-point performances against Omaha and Summit League Co-Regular Season Champion South Dakota State  
Led the Leathernecks in both blocks (11) and field goal percentage (.590) in conference action  
Helped guide junior college powerhouse Kirkwood to a 55-10 record during his two seasons, highlighted by winning the 2018-19 NJCAA Division II Championship  
Averaged 6.2 points and 5.1 rebounds on 55.8% shooting in 12.0 minutes of action over his two seasons at Kirkwood  
Averaged 15.3 points and 12.2 rebounds while posting 58 blocks during his senior season at Lewis Central  
All-State Honorable Mention selection  
Named the City Champion and Player of the Year in golf  
Second Team All-Conference selection in baseball

### F - #55 Jackson Stormo

Junior transfer from Pepperdine received waiver, and is immediately eligible to compete for the Saints  
Saw action in 16 games, totaling five points and 16 rebounds in 66 minutes of action last season at Pepperdine  
Averaged 1.3 points and 1.2 rebounds in 6.1 minutes his freshman season at Pepperdine (2018-19)  
Two-time West Coast Conference Commissioner's Honor Roll "bronze" honors recipient  
Two-time Pepperdine Scholar Athlete Award winner  
Averaged 17.8 points, 12.8 rebounds, 2.6 blocks, and 2.3 assists as a high school senior at San Marcos, which he guided to the school's first-ever CIF Southern Section title  
Named the 2018 CIF Southern Section 2A Player of the Year and the Channel League MVP, while also being selected to the Cal-Hi Sports All-State D2 First Team  
Played his club basketball for the LA Rockfish  
Father played football, soccer, and track at Cal Lutheran, and mother played basketball at Fresno State

## Siena Basketball Class of 2025



Siena Basketball Head Coach Carmen Maciariello has announced the Saints' first official signings for the Class of 2025. Waldorf, Maryland guard Jared Billups and Fort Myers, Florida guard Javian McCollum have both signed and returned their National Letters of Intent during the early signing period, and will enroll at Siena College next fall.

"We are excited to welcome such great young men to our Siena College community who will thrive academically, athletically, and socially," said Maciariello. "We can't wait for Jared and Javian to arrive in Loudonville and don the Green and Gold."

The 6-5, 200-pound Billups stars at the McDonough School, which also produced recent Siena star Evan Fisher '19, and is coached by TJ Jordan who worked alongside current Siena assistant Antoni Wyche when the duo were on staff together at Lehigh. A cousin of five-time NBA All-Star and 2004 NBA Finals MVP Chauncey Billups, he averaged 15.5 points and eight rebounds per game last season. Billups plays his AAU basketball for Team Thrill, under the direction of Donnell "Mookie" Dobbins.

"Jared is a physically ready to play guard who is a triple threat with the basketball," noted Maciariello. "He comes from a fine academic institution, and will be ready to thrive academically in our campus community."

The 6-1, 170-pound McCollum is a two-time The News-Press Player of the Year. Last season, he averaged 20.7 points while leading Fort Myers to the Class 6A Regional Final under head coach Keeth Jones. McCollum, who is averaging 18.5 points, 3.4 rebounds, 3.1 assists, and 2.2 steals for his high school career, plays on the AAU circuit for CP25 coached by Darrin Wallace.

"Javian is a quick, cerebral combo guard who can play with or without the ball, and has a gift for scoring the basketball," explained Maciariello.

## The Last Time

**Siena scored 100 points in a game:** Siena was defeated by Quinnipiac 107-100 in triple overtime on Feb. 17, 2019 at the Times Union Center. It marked the Saints' first 100-point effort in 16 years since a 100-69 win over Saint Peter's on Mar. 1, 2003.

**Siena allowed 100 points in a game:** Yale defeated Siena 100-89 in triple overtime on Nov. 20, 2019 in New Haven

**Siena won an overtime game:** Siena defeated Niagara 72-65 in overtime in the 2018-19 regular season finale on Mar. 3, 2019 in Niagara University, New York

**Siena lost an overtime game:** Yale defeated Siena 100-89 in triple overtime on Nov. 20, 2019 in New Haven

**Siena was held to 40 points or fewer:** St. Bonaventure defeated Siena 82-40 on Jan. 5, 2018 in Olean, NY

**Siena held an opponent to 40 points or fewer:** Siena defeated Manhattan 53-40 on Jan. 26, 2019 at the Times Union Center. It was the first time that the Saints held an opponent to 40 points or fewer since a 64-40 win at NJIT on Nov. 27, 2006.

**Siena won by more than 30 points:** Siena defeated Manhattan 89-54 at Times Union Center on Dec. 4, 2015

**Siena lost by more than 30 points:** St. Bonaventure defeated Siena 82-40 on Jan. 5, 2018 in Olean, NY

**Five Siena players scored in double figures:** Five Saints scored in double figures as Siena secured the program's eighth MAAC Regular Season Championship with an 86-72 victory in the regular season finale at Monmouth on Mar. 6, 2020 in West Long Branch, New Jersey

**Siena grabbed more than 50 rebounds in a game:** Siena pulled down 52 rebounds in a 100-89 triple overtime setback at Yale on Nov. 20, 2019 in New Haven

**A Siena player scored 40 points or more in a game:** Jalen Pickett posted the second highest single-game scoring total in program history, tallying 46 points in a 107-100 triple overtime loss to Quinnipiac on Feb. 17, 2019 at the Times Union Center

**A Siena player scored 35 or more points in a game:** Jalen Pickett posted the second highest single-game scoring total in program history, tallying 46 points in a 107-100 triple overtime loss to Quinnipiac on Feb. 17, 2019 at the Times Union Center

**A Siena player scored 30 or more points in a game:** Jalen Pickett posted the second highest single-game scoring total in program history, tallying 46 points in a 107-100 triple overtime loss to Quinnipiac on Feb. 17, 2019 at the Times Union Center

**A Siena player grabbed 20 rebounds in a game:** OD Anosike had 21 rebounds in Siena's 79-75 win over Marist on January 27, 2013.

**Siena made 15 or more three-pointers in a game:** The Saints connected on 15 three-pointers in a loss at Fordham on 11/24/01

**A Siena player had 10 or more assists in a game:** Jalen Pickett posted his second straight double digit assist game, dishing out 11 dimes as Siena clinched the MAAC Regular Season Championship at Monmouth on Mar. 6, 2020

**A Siena player had seven or more steals in a game:** Jalen Pickett swiped all seven of Siena's steals vs. Colgate on Nov. 24, 2018 at the Times Union Center

**A Siena player had five or more blocks in a game:** Javion Ogunyemi had five blocks in an 87-86 overtime defeat vs. Iona in the 2017 MAAC Championship Game

**Siena failed to convert a free-throw:** Siena went 0-2 from the free throw line in a 57-45 loss vs. Holy Cross on Nov. 18, 2018. Neither team made a free throw in the game, while combining for just three attempts. It marked the first time in 18 years - Dec. 10, 2000 at Marist (0-5) - that Siena failed to make a free throw

**Siena failed to convert a 3-pointer:** Siena missed all eight of its three-point attempts in an 80-73 loss vs. Canisius on Feb. 4, 2017 at the Times Union Center. It marked the second time in 20 games in which the Saints were held without a three, after having gone the previous 221 games without a miss.

**Siena did not miss a free-throw:** On Feb. 4, 2007 Siena went 11-for-11 from the free throw line against Saint Peter's

**Siena player had a triple-double:** Kojo Mensah had 20 points, 14 rebounds and 11 assists in Siena's 82-74 OT win over UAlbany (2/3/05)



## Career Games Played/Started

	<u>Career Games</u>	<u>Career Starts</u>	<u>Consec. Games</u>	<u>Consec. Starts</u>
Manny Camper	75	54	48	34
Jalen Pickett	62	60	24	24
Jordan King	30	2	30	0
Kyle Young	22	0	6	0
Denzel Tchougang*	21	0	0	0
Robert Mahala	6	0	0	0
Kyle Arrington*	0	0	0	0
Aidan Carpenter	0	0	0	0
Harrison Curry*	0	0	0	0
Colin Golson, Jr.	0	0	0	0
Nick Hopkins*	0	0	0	0
Bennett Kwiecinski	0	0	0	0
Steven Lazar	0	0	0	0
Jackson Stormo	0	0	0	0

\*At Siena

## 2019-20 Leads and Deficits

Most points	96 vs. American (Nov. 5)
Fewest points	52 at Marist (Feb. 28)
Most points allowed	100 at Yale (Nov. 20)
Fewest points allowed	49 twice
Biggest win	23 twice
Biggest loss	18 at #19 Xavier (Nov. 8)
Biggest lead	31 at Iona (Jan. 31)
Biggest deficit	27 at #19 Xavier (Nov. 8)
Biggest deficit overcome to win	13 vs. Canisius (Dec. 23)
Biggest lead lost	11 twice
Biggest halftime lead	23 vs. American (Nov. 5)
Biggest halftime deficit	17 at Manhattan (Jan. 12)
Biggest halftime deficit overcome to win	11 vs. Canisius (Dec. 23)
Biggest halftime lead lost	6 at Niagara (Jan. 19)
Most points in a half	54 (1st) vs. American (Nov. 5)
Fewest points in a half	19 (2nd) at Marist (Feb. 28)
Most points allowed in a half	50 (2nd) at Saint Peter's (Feb. 2)
Fewest points allowed in a half	17 (1st) vs. Rider (Feb. 14)

## 2019-20 Record by Starting Lineup

<u>Starting Lineup</u>	<u>Record</u>
Camper - Burns - Hein - Carey - King	1-0
Camper - Burns - Hein - Carey - Pickett	5-7
Camper - Burns - Harris - Hein - Carey	0-1
Camper - Friday - Hein - Carey - Pickett	1-0
Camper - Burns - Harris - King - Pickett	0-1
Camper - Burns - Harris - Carey - Pickett	12-1
Friday - Burns - Camper - Diamond - Pickett	1-0

## Siena's 2019-20 Record When...

Leading at halftime	16-3
Trailing at halftime	4-5
Tied at halftime	0-2
Leading with 5:00 left	20-1
Trailing with 5:00 left	0-9
Tied with 5:00 left	0-0
Overtime	0-1
SC shoots 50% or better from field	8-1
SC shoots between 40-49.9% from field	12-6
SC shoots under 40% from field	0-3
Opponent shoots 50% or better from field	1-7
Opponent shoots between 40-49.9% from field	10-3
Opponent shoots under 40% from field	9-0
SC outrebounds opponent	17-5
Opponent outrebounds SC	2-4
Tied in rebounds	1-1
SC records 10 or more steals	0-0
SC records 15 or more assists	7-2
SC commits 15 turnovers or fewer	17-6
SC commits more than 15 turnovers	3-4
SC commits fewer turnovers than opponent	9-4
SC commits more turnovers than opponent	11-6
Tie in turnovers	0-0
SC shoots 70% or better from the free throw line	12-3
SC shoots under 70% from the free throw line	8-7
SC scores 59 points or fewer	1-1
SC scores between 60-69 points	6-5
SC scores between 70-79 points	7-2
SC scores 80 points or more	6-2
Opponent scores 59 points or fewer	8-1
Opponent scores between 60-69 points	6-0
Opponent scores between 70-79 points	5-4
Opponent scores 80 points or more	1-5
Four or more Saints score in double figures	10-1
Playing in November	2-4
Playing in December	3-1
Playing in January	5-4
Playing in February	7-1
Playing in March	3-0
Playing on Monday	1-0
Playing on Tuesday	2-0
Playing on Wednesday	4-1
Playing on Thursday	1-1
Playing on Friday	7-2
Playing on Saturday	1-2
Playing on Sunday	4-4
Playing in the day time (11 AM-5 PM start)	4-5
Playing at night (5 PM or later start)	16-5
Televised games	20-8
SC plays at home	14-0
SC plays on the road	5-10
SC plays on a neutral court	1-0
SC plays west of Albany	0-5
SC plays east of Albany	0-1
SC plays north of Albany	0-0
SC plays south of Albany	6-4
Wearing white uniforms	10-0
Wearing green uniforms	2-9
Wearing gold uniforms	8-1



# Keepin' Track of the MAAC

For all the latest MAAC Basketball News and Scores visit [www.MAACSports.com](http://www.MAACSports.com)



## MAAC Standings

Team	MAAC		Overall	
	W	L	W	L
1.) Iona	3	1	5	3
<b>Monmouth</b>	<b>3</b>	<b>1</b>	<b>3</b>	<b>2</b>
3.) Marist	4	2	6	2
4.) Saint Peter's	3	3	6	5
Niagara	3	3	4	4
Canisius	3	3	3	3
7.) Rider	2	4	2	7
8.) Fairfield	2	4	2	9
9.) Manhattan	1	3	2	3
10.) Quinnipiac	0	0	2	2
<b>SIENA</b>	<b>0</b>	<b>0</b>	<b>0</b>	<b>0</b>

## MAAC Preseason Coaches' Poll

1.) SIENA (11)	121
2.) Iona	103
3.) Monmouth	89
Saint Peter's	89
5.) Manhattan	77
6.) Niagara	63
7.) Quinnipiac	54
8.) Fairfield	39
9.) Marist	36
10.) Canisius	31
11.) Rider	24

\*First place votes in parenthesis

## Today's Other MAAC Action

No Other Games

## Siena's 2019-20 MAAC and NCAA Rankings

Siena	Total	MAAC Rank*	NCAARank
Points	72.2	1st	134th
Opp Points	67.7	5th	129th
Scoring Margin	+4.5	1st	108th
FG%	.459	1st	63rd
Opp FG%	.428	9th	173rd
FT%	.704	6th	189th
3-PT%	.355	5th	67th
Opp 3-PT%	.318	1st	107th
3-PT/GM	6.6	7th	238th
Rebounds	36.4	4th	122nd
Rebound Margin	+4.6	3rd	46th
Assists	13.4	3rd	153rd
Steals	5.3	9th	285th
Blocks	3.1	5th	176th
Turnovers	13.1	3rd	176th
A/TO Ratio	1.02	2nd	148th
Turnovers Forced	11.7	10th	294th
Turnover Margin	-1.4	10th	282nd

## MAAC Weekly Honors

Date	Player of the Week	Rookie of the Week
Nov. 30	Fousseyni Drame (SP)	Tymu Chenery (QU)
Dec. 7	Isaiah Ross (ION)	Nelly Junior Joseph (ION)
Dec. 14	Ant Nelson (MAN)	Hakim Byrd (MAR)
Dec. 21	Isaiah Ross (ION)	Nelly Junior Joseph (ION)
Dec. 28	Isaiah Ross (ION)	Nelly Junior Joseph (ION)
Jan. 4		
Jan. 11		
Jan. 18		
Jan. 25		
Feb. 1		
Feb. 8		
Feb. 15		
Feb. 22		
Mar. 1		
Mar. 8		

<b>Player</b>			
<b>Elijah Burns</b>	PTS - 14.4	8th	N/A
	REB - 5.8	9th	N/A
	FG% - .622	1st	N/A
	FT% - .859	3rd	42nd
	OREB - 1.8	10th	N/A
<b>Manny Camper</b>	REB - 10.4	2nd	22nd
	FG% - .480	10th	N/A
	OREB - 2.8	2nd	80th
	DREB - 7.5	2nd	16th
	MIN - 36.1	4th	46th
<b>Jalen Pickett</b>	PTS - 15.1	4th	241st
	AST - 6.0	1st	20th
	3FG% - .389	10th	N/A
	3FG - 58	9th	N/A
	BLK - 1.1	6th	180th
	A/TO - 3.30	1st	7th
	MIN - 36.9	3rd	20th

\*Out of 11 teams  
!Out of 351 ranked teams

# Quick Chart

## Player Season and Career Highs (at Siena)

		2019-20	Career (at Siena)
0 Nick Hopkins	Points Rebounds Assists Steals Blocks	- - - - -	- - - - -
1 Colin Golson, Jr.	Points Rebounds Assists Steals Blocks	- - - - -	- - - - -
3 Manny Camper	Points Rebounds Assists Steals Blocks	22 twice 19 at Yale 11/20/19 5 twice 3 at Manhattan 1/12/20 3 at Colgate 11/30/19	Same Same 5 four times 3 three times Same
11 Bennett Kwiecinski	Points Rebounds Assists Steals Blocks	- - - - -	- - - - -
12 Kyle Young	Points Rebounds Assists Steals Blocks	12 at Iona 1/31/20 8 at Niagara 1/19/20 1 three times 3 at Marist 2/28/20 2 vs. Niagara 3/4/20	Same Same Same Same Same
14 Jordan King	Points Rebounds Assists Steals Blocks	13 at Iona 1/31/20 4 three times 3 twice 2 three times 1 at Iona 1/31/20	Same Same Same Same Same
15 Robert Mahala	Points Rebounds Assists Steals Blocks	2 vs. Quinnipiac 1/26/20 1 vs. Quinnipiac 1/26/20 - 1 vs. Quinnipiac 1/26/20 1 vs. Niagara 3/4/20	Same Same - Same Same
20 Denzel Tchougang	Points Rebounds Assists Steals Blocks	- - - - -	4 vs. Cal Poly 12/29/18 4 at St. Bonaventure 12/5/18 1 at Marist 1/11/19 - 1 twice
22 Jalen Pickett	Points Rebounds Assists Steals Blocks	27 vs. Rider 2/14/20 11 vs. Iona 2/19/20 12 vs. Niagara 3/4/20 3 three times 3 at Fairfield 2/23/20	46 vs. Quinnipiac 2/17/19 Same 13 twice 7 vs. Colgate 11/24/18 4 vs. Rider 3/9/19
24 Harrison Curry	Points Rebounds Assists Steals Blocks	- - - - -	- - - - -
25 Aidan Carpenter	Points Rebounds Assists Steals Blocks	- - - - -	- - - - -
33 Steven Lazar	Points Rebounds Assists Steals Blocks	- - - - -	- - - - -
42 Kyle Arrington	Points Rebounds Assists Steals Blocks	- - - - -	- - - - -
55 Jackson Stormo	Points Rebounds Assists Steals Blocks	- - - - -	- - - - -

# Official Basketball Box Score -- Game Totals -- Final Statistics

Monmouth vs Siena

01/03/20 7:00 pm at

Monmouth 72 • 6-6,0-1 MAAC

##	Player		Total		3-Ptr	Rebounds			PF	TP	A	TO	Blk	Stl	Min
			FG-FGA	FG-FGA	FT-FTA	Off	Def	Tot							
04	Mustapha Traore	f	3-8	0-0	0-2	1	5	6	1	6	0	0	1	0	22
00	Ray Salnave	g	6-15	1-4	7-8	1	2	3	4	20	1	1	0	1	28
03	Deion Hammond	g	7-20	5-11	4-4	0	4	4	3	23	1	2	0	1	33
13	Marcus McClary	g	1-1	0-0	0-0	1	4	5	2	2	1	0	0	0	23
25	Samuel Chaput	g	1-6	0-2	0-0	0	5	5	1	2	6	0	0	3	26
01	Gob Gabriel		1-1	0-0	0-0	0	0	0	1	2	0	0	0	0	4
02	Melik Martin		0-2	0-1	0-0	2	1	3	3	0	1	1	1	0	17
05	George Papas		2-4	2-4	0-0	0	1	1	2	6	2	2	0	1	14
21	Nikkei Rutty		1-2	0-0	0-1	1	0	1	4	2	0	0	3	1	17
24	Louie Pillari		4-8	1-2	0-0	0	3	3	0	9	2	1	0	1	15
44	Sam Ibiezugbe		0-0	0-0	0-0	0	1	1	0	0	0	0	0	0	1
Team						1	3	4							
Totals			26-67	9-24	11-15	7	29	36	21	72	14	7	5	8	200

FG % 1st Half: 16-41 39.0% 2nd half: 10-26 38.5% Game: 26-67 38.8%  
 3FG % 1st Half: 4-15 26.7% 2nd half: 5-9 55.6% Game: 9-24 37.5%  
 FT % 1st Half: 0-0 0.0% 2nd half: 11-15 73.3% Game: 11-15 73.3%

Deadball  
Rebounds  
2

Siena 75 • 6-5,2-0 MAAC

##	Player		Total		3-Ptr	Rebounds			PF	TP	A	TO	Blk	Stl	Min
			FG-FGA	FG-FGA	FT-FTA	Off	Def	Tot							
01	Elijah Burns	f	5-7	0-0	4-4	4	9	13	4	14	1	4	0	1	29
00	Donald Carey	g	4-12	3-6	4-5	0	7	7	1	15	2	4	0	0	27
03	Manny Camper	g	2-8	1-3	6-11	5	8	13	2	11	4	3	0	1	40
05	Matt Hein	g	4-6	1-2	0-0	0	4	4	4	9	2	1	1	0	22
22	Jalen Pickett	g	5-15	2-5	1-1	0	3	3	1	13	3	1	2	1	39
02	Gary Harris, Jr.		5-10	1-4	1-3	0	4	4	0	12	1	0	2	0	27
12	Kyle Young		0-0	0-0	0-0	0	1	1	0	0	0	0	0	0	4
14	Jordan King		0-0	0-0	0-0	0	0	0	0	0	0	0	0	0	5
35	Sammy Friday IV		0-1	0-0	1-2	1	0	1	1	1	0	0	0	0	7
Team						1	0	1							
Totals			25-59	8-20	17-26	11	36	47	13	75	13	13	5	3	200

FG % 1st Half: 9-28 32.1% 2nd half: 16-31 51.6% Game: 25-59 42.4%  
 3FG % 1st Half: 3-11 27.3% 2nd half: 5-9 55.6% Game: 8-20 40.0%  
 FT % 1st Half: 5-13 38.5% 2nd half: 12-13 92.3% Game: 17-26 65.4%

Deadball  
Rebounds  
3

Officials: Phil Sallustio,John Garbinski,Bill McCarthy

Technical fouls: Monmouth-None. Siena-None.

Attendance: 6273

2019-20 Men's Basketball. Round: 0. Monmouth vs Siena. Played at Times Union C

Score by periods	1st	2nd	Total
Monmouth	36	36	72
Siena	26	49	75

Points	In Paint	Off T/O	2nd Chance	Fast Break	Bench
MU	22	15	7	11	19
SIE	34	6	10	5	13

Last FG - MU 2nd-00:00, SIE 2nd-00:46.  
 Largest lead - MU by 10 1st-03:34, SIE by 6 2nd-00:04.  
 MU led for 24:14. SIE led for 10:06. Game was tied for 05:40.

Score tied - 8 times.  
 Lead changed - 8 times.



Official Basketball Box Score -- Game Totals -- Final Statistics  
 Siena vs Monmouth  
 03/06/20 7:00 pm at West Long Branch, NJ

Siena 86 • 19-10,15-5 MAAC

##	Player		Total	3-Ptr	Rebounds			PF	TP	A	TO	Blk	Stl	Min
			FG-FGA	FG-FGA	FT-FTA	Off	Def	Tot						
01	Elijah Burns	f	4-4	1-1	5-5	1	5	6	3	14	0	2	0	21
00	Donald Carey	g	7-11	4-8	0-0	0	3	3	0	18	3	4	0	36
02	Gary Harris, Jr.	g	3-6	0-1	1-2	1	1	2	0	7	1	0	0	21
03	Manny Camper	g	6-12	0-4	2-2	4	14	18	2	14	5	1	0	39
22	Jalen Pickett	g	5-13	1-6	4-5	3	3	6	2	15	11	2	1	39
12	Kyle Young		0-1	0-0	0-0	0	0	0	0	0	0	0	1	2
14	Jordan King		4-6	4-6	0-0	0	1	1	5	12	0	0	0	22
33	Georges Darwiche		0-1	0-1	0-0	1	0	1	2	0	0	1	0	2
35	Sammy Friday IV		3-4	0-0	0-0	1	5	6	1	6	0	3	0	18
Team						0	0	0			3			
Totals			32-58	10-27	12-14	11	32	43	15	86	20	16	2	200

FG % 1st Half: 17-35 48.6% 2nd half: 15-23 65.2% Game: 32-58 55.2%  
 3FG % 1st Half: 8-21 38.1% 2nd half: 2-6 33.3% Game: 10-27 37.0%  
 FT % 1st Half: 1-1 100.0 2nd half: 11-13 84.6% Game: 12-14 85.7%

Deadball  
 Rebounds  
 2

Monmouth 72 • 18-13,12-8 MAAC

##	Player		Total	3-Ptr	Rebounds			PF	TP	A	TO	Blk	Stl	Min
			FG-FGA	FG-FGA	FT-FTA	Off	Def	Tot						
04	Mustapha Traore	f	1-4	0-0	3-4	1	4	5	1	5	0	1	1	28
44	Sam Ibiezugbe	c	3-4	0-0	0-0	0	2	2	2	6	0	0	0	12
00	Ray Salnave	g	3-14	1-8	5-7	2	2	4	4	12	5	0	0	28
03	Deion Hammond	g	11-22	3-10	2-2	1	2	3	1	27	0	1	0	36
25	Samuel Chaput	g	3-6	0-2	0-0	0	1	1	3	6	11	1	0	33
01	Gob Gabriel		0-0	0-0	0-0	0	0	0	0	0	0	1	0	2
02	Melik Martin		1-4	0-1	0-0	1	0	1	0	2	1	0	0	13
05	George Papas		3-10	2-6	2-2	2	0	2	3	10	1	0	1	17
13	Marcus McClary		0-2	0-0	0-0	1	1	2	1	0	0	0	0	15
21	Nikkei Rutty		2-3	0-0	0-0	1	1	2	0	4	0	0	2	16
Team						3	2	5						
Totals			27-69	6-27	12-15	12	15	27	15	72	18	4	4	200

FG % 1st Half: 12-30 40.0% 2nd half: 15-39 38.5% Game: 27-69 39.1%  
 3FG % 1st Half: 3-12 25.0% 2nd half: 3-15 20.0% Game: 6-27 22.2%  
 FT % 1st Half: 7-8 87.5% 2nd half: 5-7 71.4% Game: 12-15 80.0%

Deadball  
 Rebounds  
 1

Officials: Michael Nardone,Jeffrey Anderson,Donnie Eppley  
 Technical fouls: Siena-Jordan King. Monmouth-Ray Salnave.  
 Attendance: 2657

2019-20 Men's Basketball. Round: 0. Monmouth vs Siena. Played at OceanFirst Ba

Score by periods	1st	2nd	Total
Siena	43	43	86
Monmouth	34	38	72

	In	Off	2nd	Fast	
Points	Paint	T/O	Chance	Break	Bench
SIE	38	8	17	7	18
MU	34	21	4	25	16

Last FG - SIE 2nd-00:12, MU 2nd-00:47.  
 Largest lead - SIE by 19 1st-06:33, MU by 2 1st-19:44.  
 SIE led for 38:37. MU led for 01:07. Game was tied for 00:16.

Score tied - 0 times.  
 Lead changed - 5 times.

2019-20 Siena College Basketball  
Siena Combined Team Statistics (as of Mar 11, 2020)  
All games

RECORD:	OVERALL	HOME	AWAY	NEUTRAL
ALL GAMES	20-10	14-0	5-10	1-0
CONFERENCE	15-5	10-0	5-5	0-0
NON-CONFERENCE	5-5	4-0	0-5	1-0

#	Player	gp-gs	min	avg	Total		3-Point		F-Throw		Rebounds								a	to	blk	stl	pts	avg
					fg-fga	fg%	3fg-fga	3fg%	ft-fa	ft%	off	def	tot	avg	pf	dq								
22	Jalen Pickett	29-28	1071	36.9	169-369	.458	58-155	.374	42-61	.689	30	103	133	4.6	45	0	175	53	32	30	438	15.1		
01	Elijah Burns	29-29	751	25.9	140-225	.622	15-28	.536	122-142	.859	53	115	168	5.8	79	1	25	57	6	17	417	14.4		
03	Manny Camper	30-30	1082	36.1	135-281	.480	15-45	.333	125-191	.654	85	226	311	10.4	81	0	72	73	10	27	410	13.7		
00	Donald Carey	30-28	942	31.4	114-279	.409	55-144	.382	56-68	.824	16	82	98	3.3	51	2	71	76	2	32	339	11.3		
02	Gary Harris, Jr.	30-15	579	19.3	61-151	.404	14-52	.269	24-50	.480	30	52	82	2.7	52	2	12	26	19	11	160	5.3		
14	Jordan King	30-2	542	18.1	48-138	.348	34-92	.370	11-12	.917	8	30	38	1.3	44	1	21	21	1	14	141	4.7		
35	Sammy Friday IV	28-2	288	10.3	44-82	.537	0-0	.000	26-46	.565	32	41	73	2.6	42	0	2	24	9	6	114	4.1		
12	Kyle Young	22-0	170	7.7	22-51	.431	0-0	.000	19-33	.576	21	35	56	2.5	27	0	4	12	8	8	63	2.9		
05	Matt Hein	27-15	525	19.4	32-74	.432	5-21	.238	4-6	.667	10	38	48	1.8	62	0	18	27	2	13	73	2.7		
33	Georges Darwiche	4-0	18	4.5	1-4	.250	1-4	.250	0-0	.000	1	2	3	0.8	4	0	0	1	0	0	3	0.8		
30	Luke Sutherland	7-0	34	4.9	2-8	.250	1-6	.167	0-0	.000	1	6	7	1.0	1	0	0	0	1	1	5	0.7		
15	Robert Mahala	6-0	10	1.7	1-2	.500	0-1	.000	0-0	.000	1	0	1	0.2	0	0	0	0	1	1	2	0.3		
24	Jimmy Ratliff	7-0	56	8.0	1-13	.077	0-9	.000	0-0	.000	3	5	8	1.1	6	0	1	1	1	0	2	0.3		
13	Ben Diamond	5-1	7	1.4	0-2	.000	0-1	.000	0-0	.000	0	0	0	0.0	1	0	0	2	0	0	0	0.0		
Team											29	38	67				18							
Total.....		30	6075		770-1679	.459	198-558	.355	429-609	.704	320	773	1093	36.4	495	6	401	391	92	160	2167	72.2		
Opponents.....		30	6075		745-1740	.428	193-606	.318	348-468	.744	272	684	956	31.9	539	9	335	350	110	172	2031	67.7		

TEAM STATISTICS	SIE	OPP	Date	Opponent	Score	Att.
SCORING	2167	2031	11/05/19	AMERICAN	w 96-80	5371
Points per game	72.2	67.7	11/08/19	at Xavier	L 63-81	10430
Scoring margin	+4.5	-	11/12/19	ST. BONAVENTURE	w 78-65	5680
FIELD GOALS-ATT	770-1679	745-1740	11/14/19	at Harvard	L 56-59	1269
Field goal pct	.459	.428	11/20/19	at Yale	Lo3 89-100	746
3 POINT FG-ATT	198-558	193-606	11/29/19	at Colgate	L 62-72	872
3-point FG pct	.355	.318	12/07/19	at Cal Poly	L 66-70	1632
3-pt FG made per game	6.6	6.4	12/21/19	BUCKNELL	w 81-71	5505
FREE THROWS-ATT	429-609	348-468	* 12/23/19	CANISIUS	w 73-72	5804
Free throw pct	.704	.744	12/29/19	HOLY CROSS	w 74-62	6202
F-Throws made per game	14.3	11.6	* 01/03/20	MONMOUTH	w 75-72	6273
REBOUNDS	1093	956	* 01/05/20	at Rider	L 77-85	1541
Rebounds per game	36.4	31.9	* 01/09/20	SAINT PETER'S	w 61-58	5538
Rebounding margin	+4.6	-	* 01/12/20	at Manhattan	L 69-81	1657
ASSISTS	401	335	* 01/17/20	at Canisius	L 63-73	1203
Assists per game	13.4	11.2	* 01/19/20	at Niagara	L 71-72	1020
TURNOVERS	391	350	* 01/24/20	MARIST	w 70-57	6693
Turnovers per game	13.0	11.7	* 01/26/20	QUINNIPIAC	w 84-61	6752
Turnover margin	-1.4	-	* 01/31/20	at Iona	w 87-64	1780
Assist/turnover ratio	1.0	1.0	* 02/02/20	at Saint Peter's	L 80-85	637
STEALS	160	172	* 02/07/20	FAIRFIELD	w 65-49	6581
Steals per game	5.3	5.7	* 02/14/20	RIDER	w 73-64	5600
BLOCKS	92	110	* 02/16/20	MANHATTAN	w 65-52	7146
Blocks per game	3.1	3.7	* 02/19/20	IONA	w 65-64	6897
ATTENDANCE	87188	30452	* 02/23/20	at Fairfield	w 62-59	2479
Home games-Avg/Game	14-6228	15-2030	* 02/26/20	at Quinnipiac	w 84-77	824
Neutral site-Avg/Game	-	1-0	* 02/28/20	at Marist	w 52-50	1705
Score by Periods	1st	2nd	OT	OT2	OT3	Totals
Siena	1076	1074	8	6	3	2167
Opponents	967	1036	8	6	14	2031

\* - Conference game

# 2020-21 Siena Men's Basketball TV/Radio Roster



0

**Nick Hopkins**  
Gr. • G • 6-0 • 174  
Fayetteville, TN/  
Fayetteville/Belmont



1

**Colin Golson, Jr.**  
Fr. • F • 6-7 • 222  
Detroit, MI/Ferndale




3

**Manny Camper**  
Sr. • G/F • 6-7 • 216  
Chestertown, MD/  
Kent County



11

**Bennett Kwiecinski**  
Fr. • F • 6-8 • 185  
Wilmette, IL/Loyola  
Academy



12

**Kyle Young**  
So. • F • 6-9 • 240  
Stewartsville, NJ/  
Bethlehem Catholic (PA)



14

**Jordan King**  
So. • G • 6-0 • 175  
Albany, NY/Christian  
Brothers Academy



15

**Robert Mahala**  
Jr. • G • 6-5 • 170  
Jackson, NJ/Christian  
Brothers Academy



20

**Denzel Tchougang**  
Sr. • F • 6-10 • 229  
Geneva, Switzerland/  
Institut Florimont/Cypress  
College



22

**Jalen Pickett**  
Jr. • G • 6-4 • 202  
Rochester, NY/Aquinas  
Institute/SPIRE Institute (OH)




24

**Harrison Curry**  
Gr. • F • 6-7 • 257  
Ann Arbor, MI/Legacy  
Charter School (SC)/  
Detroit Mercy




25

**Aidan Carpenter**  
Fr. • G • 6-5 • 185  
Hamden, CT/  
Lee Academy (ME)



33

**Steven Lazar**  
Fr. • F • 6-8 • 174  
Toronto, ON/  
Crestwood Prep



42

**Kyle Arrington**  
Sr. • F • 6-10 • 262  
Council Bluffs, IA/Lewis  
Central/Western Illinois



55

**Jackson Stormo**  
Jr. • F • 6-9 • 247  
Santa Barbara, CA/  
San Marcos/Pepperdine

## COACHING STAFF



**Carmen Maciariello '01**  
Head Coach  
Second Season



**Harley Fuller**  
Assistant Coach  
Third Season  
Molloy '10



**Bob Simon**  
Assistant Coach  
Second Season  
Eastern Michigan '89



**Antoni Wyche**  
Assistant Coach  
Second Season  
Notre Dame '99



**Greg Fahey**  
Director of  
Basketball Operations  
Second Season  
Marist '13



**Matt Miner**  
Special Assistant to  
the Head Coach  
Second Season  
St. Edward's '14

### PRONUNCIATION GUIDE

#1 Colin Golson, Jr. – GOAL-sun  
#11 Bennett Kwiecinski – kwih-ZIN-skee  
#15 Robert Mahala – Ma-HA-la  
#20 Denzel Tchougang – CHEW-gang  
#33 Steven Lazar – La-ZARR  
Carmen Maciariello – Mass-ah-RELL-oh  
Antoni Wyche – Ann-TOE-knee WYSH



**Captain**

No.	Name	Cl.	Pos.	Ht.	Wt.	Hometown/High School/Previous School
0	Nick Hopkins	Gr.	G	6-0	174	Fayetteville, TN/Fayetteville/Belmont
1	Colin Golson, Jr.	Fr.	F	6-7	222	Detroit, MI/Ferndale
3	Manny Camper	Sr.	G/F	6-7	216	Chestertown, MD/Kent County
11	Bennett Kwiecinski	Fr.	F	6-8	185	Wilmette, IL/Loyola Academy
12	Kyle Young	So.	F	6-9	240	Stewartsville, NJ/Bethlehem Catholic (PA)
14	Jordan King	So.	G	6-0	175	Albany, NY/Christian Brothers Academy
15	Robert Mahala	Jr.	G	6-5	170	Jackson, NJ/Christian Brothers Academy
24	Harrison Curry	Gr.	F	6-7	257	Ann Arbor, MI/Legacy Charter School (SC)/Detroit Mercy
20	Denzel Tchougang	Sr.	F	6-10	229	Geneva, Switzerland/Institut Florimont/Cypress College
22	Jalen Pickett	Jr.	G	6-4	202	Rochester, NY/Aquinas Institute/SPIRE Institute (OH)
25	Aidan Carpenter	Fr.	G	6-5	185	Hamden, CT/Lee Academy (ME)
33	Steven Lazar	Fr.	F	6-8	174	Toronto, ON/Crestwood Prep
42	Kyle Arrington	Sr.	F	6-10	262	Council Bluffs, IA/Lewis Central/Western Illinois
55	Jackson Stormo	Jr.	F	6-9	247	Santa Barbara, CA/San Marcos/Pepperdine

### Team Managers

Justin Caulfield '22  
Carter Morelli '22  
Miguel Washington '22  
Michael Campbell '23  
Aidan Khoury '24  
Michael McLoughlin '24

**SIENASAINTS.COM**