

## November (2-4)

5	AMERICAN&+	W, 96-80
8	at #19/21 Xavier%	L, 81-63
12	ST. BONAVENTURE^+	W, 78-65
14	at Harvard+	L, 59-56
20	at Yale+	L, 100-89 (3 OT)
30	at Colgate	L, 72-62

## December (3-1)

7	at Cal Poly	L, 70-66
21	BUCKNELL@+	W, 81-71
23	CANISIUS*@@	W, 73-72
29	HOLY CROSS@+	W, 74-62

## January (5-4)

3	MONMOUTH*@@	W, 75-72
5	at Rider*+	L, 85-77
9	SAINT PETER'S*@@	W, 61-58
12	at Manhattan*+	L, 81-69
17	at Canisius*+	L, 73-63
19	at Niagara*+	L, 72-71
24	MARIST*@+	W, 70-57
26	QUINNIPIAC*@@	W, 84-61
31	at Iona*+	W, 87-64

## February (7-1)

2	at Saint Peter's*+	L, 85-80
7	FAIRFIELD*@@	W, 65-49
14	RIDER*!	W, 73-64
16	MANHATTAN*&@@	W, 65-52
19	IONA*@@	W, 65-64
23	at Fairfield*+	W, 62-59
26	at Quinnipiac*+	W, 84-77
28	at Marist*#	W, 52-50

## March (0-0)

4	NIAGARA*@@	7 PM
6	at Monmouth*+	7 PM
11	MAAC Quarterfinals\$#	7/9:30 PM
13	MAAC Semifinals\$=	TBA
14	MAAC Championship\$!	4 PM

All times are Eastern Standard Time

Home Games in **BOLD CAPS**

\*MAAC Game

&Doubleheader with Siena women

^Br. Ed Coughlin Franciscan Cup

%FSN

=ESPN2

!ESPN1

+ESPN+

#ESPN3

=ESPNNEWS

@My4 Albany

\$MAAC Tournament (Atlantic City, NJ)

## GAME #28



## Siena (17-10, 13-5) vs. Niagara (11-18, 9-9)

Wednesday, March 4, 2020 - 7 PM  
Times Union Center (7,146) - Albany, NY



TV:

Robert Lee  
Kelly O'Donnell

RADIO:



A.J. Kanell  
Andy Grazulis

ONLINE: **ESPN 3**

### Siena College Athletic Communications

Marcelle Athletic Complex

515 Loudon Road - Loudonville, NY 12211-1462

Ph: 518-783-2377 - [SienaSaints.com](http://SienaSaints.com)

Assistant Athletic Director for Communications: Mike Demos

Press/Cell Phone: 336-675-7374

E-mail: [mdemos@siena.edu](mailto:mdemos@siena.edu)

### Previous Starters

### 2019-20 Stats

# - POS	NAME/CL/HT/WT/HOMETOWN	PPG	RPG	APG	MPG
1 - F	Elijah Burns* (Gr., 6-8/236, Troy, NY)	14.3	5.8	0.9	26.6
3 - G/F	Manny Camper* (Jr., 6-7/203, Chestertown, MD)	13.8	10.0	2.1	35.8
2 - G	Gary Harris, Jr. (Fr., 6-6/193, Los Angeles, CA)	5.3	2.8	0.4	19.0
0 - G	Donald Carey (So., 6-5/185, Upper Marlboro, MD)	11.2	3.3	2.3	31.3
22 - G	Jalen Pickett (So., 6-4/192, Rochester, NY)	15.5	4.5	5.6	37.0

### Reserves (Listed Numerically)

# - POS	NAME/CL/HT/WT/HOMETOWN	PPG	RPG	APG	MPG
5 - G	Matt Hein (Gr., 6-4/190, Windermere, FL)	2.7	1.8	0.7	19.4
12 - F	Kyle Young (Fr., 6-9/239, Bethlehem PA)	3.1	2.7	0.2	8.2
13 - G	Ben Diamond (Sr., 5-11/152, Loudonville, NY)	0.0	0.0	0.0	1.0
14 - G	Jordan King (Fr., 6-0/185, Albany, NY)	4.4	1.3	0.7	17.4
15 - G	Robert Mahala (So., 6-5/168, Jackson, NJ)	0.4	0.2	0.0	1.6
20 - F	Denzel Tchougang (Jr., 6-10/218, Geneva, Switzerland)	0.0	0.0	0.0	0.0
24 - G	Jimmy Ratliff (So., 6-8/186, Middletown, OH)	0.3	1.1	0.1	8.0
30 - F	Luke Sutherland (Fr., 6-7/203, Syracuse, NY)	0.7	1.0	0.0	4.9
33 - G	Georges Darwiche (So., 6-1/192, Bucharest, Romania)	0.0	0.0	0.0	2.5
35 - F	Sammy Friday IV (Sr., 6-9/237, Jersey City, NJ)	3.6	2.4	0.1	9.6

\*Captain



@SienaSaints  
@SienaMBB



SienaSaints  
SienaBasketball



@SienaSaints  
@SienaMBB



thesienasaints



## The Series With Niagara

### 109th Meeting: Siena leads, 58-50



Home - 40-19  
Division I - 50-36  
MAAC - 35-25

Last Meeting - Niagara 72, Siena 71  
Jan. 19, 2020 - Niagara University, NY



### Of Note

Niagara is the only MAAC team which Siena has not already beat at least once this season. The Saints have won 10 of the past 13 meetings, including six of the last seven in Albany. Siena's 58 wins over the Purple Eagles are the program's most vs. any opponent. The Saints' first-ever game was against Niagara in the Winter of 1938, a 52-47 Siena win. **Jalen Pickett** is averaging 18.7 points and 7.3 assists in three career games vs. Niagara. **Carmen Maciariello** is 0-1 vs. Niagara. **Greg Paulus** is 1-0 vs. Siena.

### Last Meeting

Niagara took its first lead with just 44.9 seconds remaining. Siena had led up until that point and by as many as 11. The Purple Eagles shot 67% from the field in the second half. Both teams shot an even 50% overall from the floor. **Manny Camper** scored a game-high 21 points for the Saints. Reserve **Greg Kuakumensah** scored all 17 of his points in the second half on 8-9 shooting in the stanza to lead Niagara.

### Siena vs. the Metro Atlantic Athletic Conference



344-260 (.570) all-time overall in MAAC competition  
305-235 (.565) all-time overall in MAAC Regular Season action  
407-364 (.528) all-time overall vs. the other 10 programs which currently comprise the MAAC  
Won at least a share of seven MAAC Regular Season Championships, and captured five MAAC Tournament titles (1999, 2002, 2008, 2009, 2010)



### Siena vs. the MAAC

All-Time Regular Season  
(31st Season)

Canisius	34-28
Fairfield	34-27
Fordham	1-1
Holy Cross	1-1
Iona	35-26
La Salle	3-2
Loyola (MD)	31-16
Manhattan	29-32
Marist	28-18
Monmouth	2-11
<b>Niagara</b>	<b>35-25</b>
Quinnipiac	8-5
Rider	28-16
Saint Peter's	36-27
<b>TOTAL</b>	<b>305-235</b>

	Tale of the Tape	
17-10*	Record	11-18
13-5*	MAAC	9-9
168*	NET	303
71.9*	Points	66.5
68.7	Opp Points	73.0
.454	FG%	.433
.437	OPP FG%	.458
.355	3FG%	.371*
.701	FT%	.752
35.9	Rebounds	27.4
12.6	Assists	12.1
13.0	Turnovers	10.7*
3.0	Blocks	2.3
5.5	Steals	7.1

\*Leads MAAC

## Carmen Maciariello

Siena '01

### First Season

17-10 (.630)



Siena Basketball alumnus named 18th head coach in program history on March 25th

41-year-old native of nearby Clifton Park completed first season as an assistant coach in second stint on staff last season

Helped guide Siena to a 17-16 overall record including an 11-7 mark in the MAAC last season

Saints' 17 wins tied for the most of any MAAC team, and the squad's nine-win improvement was tied for the 11th best turnaround nationally. Siena finished in a tie for second place in the MAAC - placing nine spots higher than their preseason poll prediction - which tied UT Arlington for the largest improvement nationally.

Served as coordinator for Siena defense last season which ranked 42nd nationally allowing 66.0 points per game, the third best mark during the program's 43-year Division I era. Earlier last season, Maciariello's defense held the opposition to 70 points or fewer for 15 straight games, marking the program's longest such streak in 26 years.

First entered the collegiate ranks as Siena's director of basketball operations during the 2005-06 season under the direction of 2017 Siena Athletics Hall of Fame inductee Fran McCaffery

Graduated cum laude from Siena in 2001, while helping guide the Saints to 20 wins and a share of the MAAC Regular Season Championship during his senior season, after having sat out the previous year per NCAA transfer regulations following his matriculation from the University of New Hampshire

Recently completed 11th season as a Division I assistant coach, which has included stops at Siena (2018-19), George Washington (2014-18), Boston University (2011-14), and Fairfield (2008-11)

Teams have made seven national postseason tournament appearances while averaging 20.5 wins and a .624 winning percentage, and has also helped guide his programs to a 124-70 (.639) conference mark and, including his time as an undergraduate at Siena, has won a conference regular season or postseason title at each school

2012 Capital District Basketball Hall of Fame inductee

1996 *Albany Times Union* Player of the Year at Shenendehowa High School

Married to wife, Laura, and has a two-year-old daughter, Reese (turns three Mar. 17)





# QUICK HITS



Siena can secure at least a share of the program's eighth MAAC Regular Season Championship with a win tonight

The Saints have won at least a share of seven MAAC Regular Season Championships since joining the league in 1989-90 (31 seasons): 1990-91 (share), 1998-99 (share), 1999-00, 2000-01 (share), 2007-08 (share), 2008-09, and 2009-10

Siena can clinch the program's fourth outright MAAC Championship with victories in each of its final two games, or a split coupled with a Saint Peter's loss on Friday

The Saints control their own destiny for the No. 1 seed in the MAAC Tournament and an automatic NIT bid with two games remaining

Siena enters tonight's contest a half game clear of idle second place Saint Peter's

The Saints have already clinched a top-two seed in next week's MAAC Tournament in Atlantic City, and will begin their quest for a sixth MAAC Tournament Championship in the quarterfinals on Wednesday, Mar. 11 at either 7 or 9:30 p.m.

Siena would be the No. 1 seed with wins in each of its final two games, or a split coupled with a Saint Peter's loss Friday vs. Iona

The Saints will honor the program's four senior student athletes – graduate students **Elijah Burns** and **Matt Hein** along with seniors **Ben Diamond** and **Sammy Friday IV** – as well as senior student manager **Daniel Cohen** in a Senior Night ceremony at 6:45 p.m.

Siena is looking to complete a perfect home regular season tonight

The Saints are an undefeated 13-0 at the Times Union Center, and one of 15 just remaining DI teams who are unbeaten at home

Siena is in search of its third undefeated home season in 23 years since making the full-time move downtown in 1997-98

The Saints previously went a perfect 17-0 in Albany in both the 2008-09 and 2009-10 seasons

Siena is averaging a 10.2-point margin of victory at home, while holding opponents to 41% shooting including 30% from three

The Saints have trailed for a total of just 5:42 over their last six home games

Siena's average home attendance of 6,157 is the program's highest in four years (6,269 in 2015-16)

The Saints' 13-game home win streak is the longest since winning a program record 38 straight from 2008-10

Siena has won 15 straight regular season home games at the Times Union Center dating back to last season

The Saints enter tonight's contest riding a seven-game winning streak, and are winners of 10 of their last 11 overall

Siena's seven-game win streak is the longest since winning a program record 15 straight from Dec. 23, 2009 – Feb. 8, 2010

The Saints' 10 in 11 streak has coincided with the move to the starting lineup of Camper – Burns – Harris, Jr. – Carey – Pickett

Siena completed the program's first 7-1 February in 13 years since also going 7-1 in February 2007

The Saints' 7-1 February marked the program's best record in the month in 29 years, since going 8-1 in February 1991

Siena is amongst teams also receiving votes in the latest CollegeInsider.com Mid-Major Top-25 Poll for the first time this season

The Saints lead all MAAC schools and rank tied for 41st overall with four votes

MAAC Preseason Player of the Year **Jalen Pickett** is making a strong bid to earn the prestigious award

The sophomore standout has won a league-high three MAAC Player of the Week Awards (Dec. 30, Jan. 27, Feb. 24)

Pickett is the first Siena player to win three MAAC Player of the Week awards since **Brett Bisping** also won three in 2015-16

Pickett was named to both the Lou Henson Award Preseason and Midseason Watch Lists (top Division I mid-major player)

Pickett ranks eighth nationally in assist-to-turnover ratio (3.09), 22nd in minutes (37.0), and 32nd in assists (5.6)

Pickett also stands fourth in the MAAC in scoring (15.5), sixth in blocks (1.2), and 10th in both threes (54) and three FG% (.383)

Pickett needs only 75 more points to become the 45th member of the Siena Basketball 1,000 Point Club

Should Pickett accomplish the feat this year, he would be the first Siena player to eclipse 1,000 points in his first two seasons

To date, only legends **Marc Brown** (979), **Edwin Ubiles** (954), and **Fred Shear** (934) have scored more points in their first two seasons at Siena than Pickett (925)

The sophomore already ranks 10th all-time in program history in assists (366)

Pickett was the first Saint to be voted MAAC Preseason Player of the Year in nine years dating back to **Ryan Rossiter** in 2010-11

Pickett was the first true sophomore to be selected Preseason First Team All-MAAC since Iona's **Schadrac Casimir** in 2015-16

Pickett was ranked the 25th best player in nation entering the 2019-20 season by ESPN's **John Gasaway**, 68th by NBC Sports'

**Rob Dauster**, and 69th by CBS Sports' **Matt Norlander**

Siena possesses the most potent offense in the MAAC

The Saints lead the conference in scoring (71.9), scoring margin (+3.2), and field goal percentage (.454)

Siena is averaging 7.3 more points per game this year than they did last season

The Saints also rank 67th nationally shooting 35.5% from three

Siena boasts three of the top-10 and four of the top-18 scorers in the MAAC

Pickett ranks fourth in scoring (15.5), Burns is eighth (14.3), **Manny Camper** is 10th (13.8), and **Donald Carey** 18th (11.2)

The quartet has combined to average 54.8 points per game, accounting for 76% of Siena's scoring output

Pickett is averaging 7.1 assists over his last 12 games while posting a 3.70 assist-to-turnover ratio (85-23)

Burns leads the MAAC in field goal percentage (.617) and is fourth in free throw percentage (.847)

Burns was one of 10 MAAC seniors named to the Dos Equis 3X3U National Championship

Burns and Camper were appointed team co-captains on Feb. 21

Camper has enjoyed a breakout junior season, ranking 28th nationally in rebounding (10.0) and 26th in defensive rebounding (7.3)

He also ranks among the national leaders in minutes played (35.8 – 53rd), and has recorded his first 13 career double-doubles

Camper is averaging a double-double on the season as he also stands 10th in the MAAC in scoring (13.8)

Camper pulled down a career-high 19 rebounds on Nov. 20 at Yale, the most by a Siena player in nearly seven years since **OD**

**Anosike** grabbed 21 on Jan. 27, 2013 against Marist

The "power guard" had averaged just 3.9 rebounds over his first two seasons in 19.3 minutes per game

Siena is allowing an average of just 59.8 points on 39.8% (250-628) shooting in their past 11 wins

The Saints are 12-1 overall this season when allowing less than 70 points, and 16-3 when holding the opponent under 50% FG

Siena is a stellar 6-2 in games decided by three points or less

Siena ranks 66th nationally in rebound margin (+4.0) and also averages 35.9 rebounds per game

The Saints ranked fifth worst nationally last season in rebounding (29.5) and 322nd out of 351 teams in rebound margin (-4.1)





# QUICK HITS



Siena has scored first in each of its past 13 games

The Saints have scored on their first possession 11 times during that stretch, and made their first field goal attempt seven times  
Siena has posted at least one win on every day of the week this season

The Saints have been most prolific on Fridays with six victories, posting a 6-2 record

**Elijah Burns** won the opening tip in 20 straight games in which he played, prior to losing the jump last Friday at Marist

Burns has won the opening tip in 21 of the 26 games in which he has taken it this season

Siena returns home following a pivotal sweep of its three-game road trip

The Saints have won four of their last five road games after having dropped their first nine away from home to open the season

Siena's lone defeat came by five points at current second-place team Saint Peter's

After playing six of eight games at Times Union Center, the Saints play four of their final five regular season games on the road

Siena snapped a nine-game road losing streak with an 87-64 rout of four-time defending MAAC Champion Iona Jan. 31

It marked the Saints' first road victory in 11 months, dating back to a 72-65 overtime triumph last Mar. 3 at Niagara

The 23-point victory marked Siena's biggest road win in a decade, since an 80-54 triumph at Rider on Feb. 26, 2010

The 23-point loss was Iona's largest home defeat in 13 years, dating back to a 79-53 loss vs. Marist on Feb. 11, 2007

With the win, Siena shedded the mantle of being the only DI team who was undefeated at home and winless on the road

The Saints were victorious in the program's 600th all-time MAAC contest on Feb. 16 vs. Manhattan (regular season and postseason)

Siena has now posted a 344-260 (.570) all-time MAAC record overall

The Saints secured the program's milestone 300th all-time MAAC Regular Season win on Feb. 14 vs. Rider

Now in their 31st season of MAAC competition, Siena has now posted a 305-235 (.565) all-time MAAC Regular Season record

The Saints rank third all-time in MAAC history in conference regular season wins, trailing only Iona (397) and Manhattan (310)

Siena joined the conference eight years after both the Gaels and Jaspers, and have played 102 fewer games than each

The Saints won at least a share of seven MAAC Regular Season Championships and captured five MAAC Tournament titles

The Saints posted consecutive 23-point wins in victories over Quinnipiac and Iona to close out January

The wins matched the program's largest margin of victory since an 89-54 win over Manhattan on Dec. 4, 2015 in Albany

Siena started 2-0 MAAC play for the first time in a decade, dating back to a program-best 14-0 start during the 2009-10 season

The Saints posted a 17-13 overall record during the 2019 calendar year, the program's best mark since going 22-11 in 2010

The Saints finished with a 4-5 record in non-conference action

Siena went 4-0 at home to record the program's first undefeated record in non-conference play since also going 4-0 in 2015-16

The Saints went 3-1 against the Patriot League while playing three of the conference's top-four teams in the preseason poll

The Saints faced both of the Ivy League's Co-Regular Season Champions from a year ago on the road in Harvard and Yale

Both Xavier (18) and Harvard (75) were ranked in the Top-100 in Ken Pomeroy's preseason rankings

Siena has a pair of four-game homestands and also a four-game road trip this season

The four-game road trip was the program's first since Feb. 12-26, 2010

The four-game road trip matches the program's longest since playing five straight away from home Dec. 22, 1994 - Jan. 7, 1995

The Saints went a season long 14 days between their games Dec. 7 at Cal Poly and Dec. 21 vs. Bucknell

Siena played just four games in a 36-day span

Siena went a total of 39 days between its second and third home games of the season, Nov. 12 to Dec. 21

This was the longest in-season stretch between home games in the program's Division I history (1976-77)

Coppin State (42 days) is the only Division I team which has a longer stretch between home games this season

Siena routed American 96-80 in the season opener

The 96 points scored was the program's most in a season-opener in 35 years, dating back to a 110-64 thrashing of East

Stroudsburg to tip off the 1984-85 campaign

The 16-point margin of victory was the largest in a season-opener since an 82-52 triumph over Boise State in Albany to start the 2008-09 MAAC Championship season, and the largest margin by a coach in his Siena debut since **Dan Cunha** in 1941-42

Siena was projected to finish sixth (11 teams) according to the MAAC Preseason Coaches' Poll

Only eight points separated the third through sixth spots in tight polling

Siena finished in a four-way tie for second place in the MAAC last season, after being predicted to finish last

Saints' nine-spot improvement from their preseason prediction was tied with UT Arlington for the best nationally

Siena returns two starters and 10 letterwinners from last year's team

The Saints welcomed back 41% of their scoring and 40% of their rebounding from a year ago

Three of the team's top-four scorers from last season either graduated or transferred

Siena welcomes five newcomers to the program this season, including four true freshmen

Illinois State transfer **Matt Hein** becomes the program's third-ever graduate transfer, dating back to last season

Highly touted transfers Burns (Notre Dame) and **Donald Carey** (Mount St. Mary's) are also set to don the Green and Gold for the first time after sitting out the 2018-19 season due to NCAA transfer regulations

A total of seven players and coaches from the 2019-20 roster hail from the Greater Capital Region

The Saints are under the direction of alumnus **Carmen Maciariello '01** who was named the program's 18th head coach Mar. 25

Maciariello is Siena's third different head coach in three seasons

Maciariello is the first alumnus to lead the program since **Bill Kirsch** (1972-82)

The Saints are looking to build off last season's 17-16 overall record which included an 11-7 mark in the MAAC

Siena's nine-win improvement from the previous year was tied for the 11th best turnaround nationally

The Saints' 17 wins were tied for the most of any MAAC team

Siena set program single-season records for both three-point makes (288) and attempts (849)

The Saints ranked amongst the national leaders in fewest fouls (14.0 - fourth), turnovers (9.8 - eighth), scoring defense (66.0 - 42nd), and assist-to-turnover ratio (1.28 - 50th)

Siena held the opposition to 70 points or fewer for 15 straight games from Dec. 22 - Feb. 13, marking the program's longest stretch since a 17-game streak from Dec. 8, 1992 - Feb. 10, 1993

The Saints committed 15 turnovers or fewer in all 33 games



# OF NOTE



**Last Time Out: Siena 52, Marist 50 (Feb. 28 - Poughkeepsie, NY)**

**Jalen Pickett** bounced in the game-winning 20-foot jumper as time expired Siena had led by as many as 15 in the first half and eight with 4:09 remaining. The Saints prevailed despite scoring a season-low 17 second half points while committing nine turnovers in the stanza.

**Donald Carey** led Siena with a game-high 16 points on 6-9 shooting. Pickett added 14 points, five rebounds, and five assists.

## By The Numbers



**3**

Number of different head coaches Siena has had the past three seasons

**.624**

New head coach **Carmen Maciariello's** win percentage in 11 years as an assistant

**7**

Number of Siena players and coaches who hail from the Greater Capital Region

**6-2**

Siena's record in games decided by three points or less

**13**

Consecutive games in which Siena has scored first

**59.8**

Average points per game Siena has allowed over its past 11 wins

**+7.3**

Improvement in Siena's scoring average from last season

**96**

Points scored vs. American, Siena's most in a season opener in 35 years

**20**

Consecutive games in which **Elijah Burns** won the opening tip earlier this season

**12-1**

Siena's record when holding the opposition to under 70 points

**16-3**

Siena's record when holding the opposition to under 50% shooting

**9-1**

Siena's record when four or more players score in double figures

**6-2**

Siena's record on Fridays

**+8.1**

Improvement in Siena's rebound margin from last season

**19**

Rebounds **Manny Camper** had at Yale on Nov. 20, the most by a Siena player in seven seasons

**6,157**

Siena's average home attendance this season, the program's highest in four years

**12**

Siena's rank for average attendance last season amongst all Northeast teams

**19**

Siena's rank for average attendance last season amongst all mid-major teams nationally

**39**

Days in-between Siena's second and third home games this season

**41**

Percentage of scoring Siena returns from last year

**9**

Siena's win improvement last year - tied for 11th best nationally

## Points: Margin of Victory

1	2	3	4	5	6	7	8	9	10	11	12	13	14	15+
2	1	3	0	0	0	1	0	1	1	0	1	3	0	4

## Points: Margin of Defeat

1	2	3	4	5	6	7	8	9	10	11	12	13	14	15+
1	0	1	1	1	0	0	1	0	2	1	1	0	0	1

## INDIVIDUAL CAREER TOTALS\*

	'19-'20	CAREER
<b>DOUBLE DIGIT SCORING</b>		
Jalen Pickett	23	49
Manny Camper	23	27
Elijah Burns	20	20
Donald Carey	17	17
Sammy Friday IV	2	5
Gary Harris, Jr.	4	4
Jimmy Ratliff	0	3
Jordan King	2	2
Kyle Young	2	2

### 40 POINT GAMES

Jalen Pickett	0	1
---------------	---	---

### 30 POINT GAMES

Jalen Pickett	0	1
---------------	---	---

### 20 POINT GAMES

Jalen Pickett	6	15
Manny Camper	4	5
Elijah Burns	3	3
Donald Carey	2	2

### 10 REBOUND GAMES

Manny Camper	14	16
Elijah Burns	3	3
Jalen Pickett	2	3
Sammy Friday IV	0	1

### 10 ASSIST GAMES

Jalen Pickett	1	6
---------------	---	---

### TRIPLE DOUBLES

None

Last: Dec. 3, 2006 Kojo Mensah vs. UAlbany

### DOUBLE DOUBLES

Manny Camper	13	13
Jalen Pickett	2	7
Elijah Burns	2	2
Sammy Friday IV	0	1

### FIVE OR MORE THREES IN A GAME

Jalen Pickett	2	3
---------------	---	---

\*At Siena

## Team Leaderboard (Games)

**Scoring:** Burns (8), Pickett (8), Camper (7), Carey (6), Harris (1), King (1)

**Rebounding:** Camper (21), Burns (4), Carey (1), Harris (1), Pickett (1), Young (1)

**Assists:** Pickett (19), Carey (5), Camper (4), King (1)

**Minutes:** Pickett (14), Camper (11), Carey (3)

**Double-Figures Scoring:** Camper (23), Pickett (23), Burns (20), Carey (17), Harris (4), King (2), Friday (2), Young (2)

**Double-Doubles:** Camper (13), Burns (2), Pickett (2)

## Siena and the Times Union Center

Siena is in its 30th season of competition at the Times Union Center, and 23rd since making the full-time move to downtown Albany in 1997-98

The Saints have ranked in the top-100 nationally in attendance in each of the past 22 seasons, coinciding with the program's full-time move to the TUC

Siena ranked 94th nationally out of 351 Division I programs in attendance last season, drawing an average of 5,767 fans over 16 home dates at the Times Union Center

Siena ranked 12th overall in the Northeast – and second amongst all Northeast mid-major teams – in average attendance last season, and stood 19th nationally amongst all mid-major programs in attendance

The Saints' average attendance last season out-drew power five conference schools Boston College, California, Oregon State, Stanford, USC, and Washington State, and exceeded the overall Division I national average of 4,659 by more than 1,000 fans

Siena has drawn a grand total of 2,547,431 fans (an average of 6,482) over 393 dates at the Times Union Center

The Saints welcomed their 2-millionth fan on Dec. 23, 2014 against Cornell, and have drawn crowds in excess of 10,000 on 33 occasions

Siena boasts a 261-132 (.664) all-time record at the Times Union Center, including a 246-110 (.691) mark since making the full-time move to the facility in 1997-98. The Saints won a program record 38 straight games at the Times Union Center from 2008-10.

In 2009-10, Siena established a new program record with 133,505 fans (an average of 7,853) for 17 home games, which ranked 66th nationally in tying for its highest national ranking ever (2002-03)

The Saints have hosted the MAAC Basketball Championships at the Times Union Center 20 times in their 30 years in the conference

## 2019-20 NCAA Individual Leaders (Through Monday)

### Assist-to-Turnover Ratio

1.) Connor McCaffery	Iowa	4.71
2.) Grayson Murphy	Belmont	3.98
3.) Pierre Crockrell II	Pacific	3.45
4.) Alex Hunter	Furman	3.39
5.) Wabissa Bede	Virginia Tech	3.31
6.) Mitch Ballock	Creighton	3.26
7.) Christian Turner	Gardner-Webb	3.14
<b>8.) Jalen Pickett</b>	<b>Siena</b>	<b>3.09</b>

## 2018-19 Attendance Northeast Rankings\*

Team	Average Attendance
1.) Syracuse	21,992
2.) St. John's	9,798
3.) Providence	9,542
4.) Villanova	9,053
5.) Penn State	9,046
6.) UConn	8,652
7.) Seton Hall	8,507
8.) Pittsburgh	6,749
9.) Rutgers	6,240
10.) Temple	6,211
11.) Rhode Island	5,797
<b>12.) SIENA</b>	<b>5,767</b>

\*The Northeast is comprised of the nine states Connecticut, Maine, Massachusetts, New Hampshire, New Jersey, New York, Pennsylvania, Rhode Island, and Vermont according to the United States Census Bureau



## Siena Individual Career Records

### Most Points in First Two Seasons at Siena

1.) Marc Brown	1987-89	979
2.) Edwin Ubiles	2006-08	954
3.) Fred Shear	1970-72	934
<b>4.) Jalen Pickett</b>	<b>2018-20</b>	<b>925</b>

### Points Per Game

1.) Fred Shear	1970-73	20.3
2.) Marc Brown	1987-91	18.6
3.) Bob Hermann	1967-70	18.0
4.) Steve Walters	1972-76	17.3
5.) Doremus Bennerman	1990-91	16.9
6.) Mike Seymour	1967-70	16.2
7.) Mark Palinski	1964-67	16.1
<b>8.) Jalen Pickett</b>	<b>2018-pres.</b>	<b>15.7</b>

### Assists Per Game

1.) Marc Brown	1987-91	6.5
<b>2.) Jalen Pickett</b>	<b>2018-pres.</b>	<b>6.2</b>

### Assists

1.) Ronald Moore	2006-10	823
8.) Scott Knapp	1997-01	393
9.) Dinny Cahill	1973-75	372
<b>10.) Jalen Pickett</b>	<b>2018-pres.</b>	<b>366</b>



# PLAYER QUICK HITS



## Previous Starters

### F - #1 Elijah Burns

Named both the MAAC Player of the Week and College Sports Madness MAAC Player of the Week on Dec. 23  
 Team co-captain leads the MAAC in field goal percentage (.617)  
 Also ranks fourth in the MAAC in free throw percentage (.847), eighth in scoring (14.3), and ninth in rebounding (5.8)  
 One of 10 MAAC seniors named to the Dos Equis 3X3U National Championship Watch List  
 Scored a career-high 28 points on 10-13 shooting in just 24 minutes in victory over Bucknell (Dec. 21)  
 Scored 19 points or more in a game nine times, and posted a pair of double-doubles  
 Graduate transfer set to suit up for lone season in the Green and Gold in 2019-20  
 Enrolled in Siena College's new MBA program, and is pursuing his graduate degree in strategic management  
 Notre Dame transfer officially joined Siena on Dec. 17, 2018, and sat out remainder of season due to NCAA transfer rules  
 Appeared in 44 games over three-plus seasons with the Irish, averaging 2.2 points and 2.1 rebounds spanning 9.0 minutes  
 Saw action in four games (one start) prior to transfer last season, averaging 5.3 points and 3.8 rebounds over 11.3 minutes  
 Helped lead United States U18 team to the silver medal at the 2014 Albert Schweitzer Tournament in Germany  
 Starred on local AAU circuit for the Albany City Rocks (2012-14), which he helped guide to consecutive top-three finishes at the national championships - second place in 2014, and third place in 2013

### G/F - #3 Manny Camper

Team co-captain ranks 28th nationally in rebounding (10.0), and 26th in defensive rebounding (7.3)  
 Also ranks 10th in the MAAC in both scoring (13.8) and field goal percentage (.486)  
 Junior has registered first 13 collegiate double-doubles this season (tied for 25th most nationally)  
 Posted career-highs of 22 points and 19 rebounds at Yale (Nov. 20)  
 Most rebounds by a Siena player in nearly seven years since **OD Anosike** grabbed 21 on Jan. 27, 2013 at Marist  
 Averaged 6.4 points and 5.4 rebounds spanning 26.2 minutes of action in 29 games (22 starts) last season  
 Named the North Bayside Player of the Year each of his final two seasons while starring at Kent County High School  
 Four-year varsity starter scored 1,951 career points  
 Member of the National Honor Society was ranked in the top-10 of his high school graduating class and was the recipient of a Dr. Martin Luther King, Jr. Humanitarian Award

### G - #2 Gary Harris, Jr.

Named MAAC Rookie of the Week (Dec. 9) after posting season-highs of 16 points and six rebounds at Cal Poly (Dec. 7)  
 High flying has started in each of team's last 11 games (Siena has posted a 10-1 record)  
 Scored in double figures four times  
**Carmen Maciariello's** first official signing after being promoted to head coach  
 Enjoyed breakout performance at Adidas Gauntlet in April 2019, competing for the Cali Rebels AAU team  
 Averaged 17.3 points over seven games at the Adidas Gauntlet Premiere Showcase, while shooting 54% from the field including an even 50% from three  
 Scored 31 points and added seven rebounds vs. Play Ball Nation YIIS in the Adidas Gauntlet, and tallied 26 points on the strength of 7-11 shooting from three vs. Marcus Smart  
 Named First Team All-Prep Elite Conference after averaging 18 points and eight rebounds during 2018-19 season for Middlebrooks Academy  
 Played high school basketball at Frederick K.C. Price III Christian High, averaging 21.5 points, 8.3 rebounds, 2.2 assists, 2.5 steals, and 1.4 blocks on his way to earning All-California Interscholastic and Team MVP acclaim during the 2017-18 season

### G - #0 Donald Carey

Ranks sixth in the MAAC in free throw percentage (.824)  
 Scored season-high 22 points in victory over Holy Cross (Dec. 29)  
 Has scored in double figures 17 times  
 Mount St. St. Mary's transfer now eligible to play after sitting out last season due to NCAA transfer regulations  
 Started all 32 games during his freshman season at the Mount  
 Averaged 9.0 points and ranked 11th in the Northeast Conference in both assists (3.4) and assist-to-turnover ratio (1.27)  
 Cousin, **Kyle Anderson** currently plays for the Memphis Grizzlies  
 Older brother, **Jamall Robinson** played at both Hofstra and LIU Brooklyn

### G - #22 Jalen Pickett

Lou Henson Award Preseason and Midseason Watch List selection (top Division I mid-major player)  
 Three-time MAAC Player of the Week (Dec. 30, Jan. 27, Feb. 24) was named Lou Henson National Player of the Week Dec. 30  
 Ranks eighth nationally in assist-to-turnover ratio (3.09), 22nd in minutes (37.0), and 32nd in assists (5.6)  
 Also ranks fourth in the MAAC in scoring (15.5), sixth in blocks (1.2), and 10th in both 3FG% (.383) and 3FG (54)  
 Sophomore is 75 points away from 1,000 and ranks in the top-10 in program history in assists  
 Averaging 7.1 assists and 3.70 assist-to-turnover ratio (85/23) over his last 12 games  
 Posted double-double with 17 points and 10 rebounds and added eight assists (zero turnovers) in 55 minutes at Yale (Nov. 20)  
 2019-20 MAAC Preseason Player of the Year and Preseason First Team All-MAAC selection  
 First Saint to be voted MAAC Preseason Player of the Year in nine years since **Ryan Rossiter** in 2010-11  
 First true sophomore to be Preseason First Team All-MAAC since Iona's **Schadrac Casimir** in 2015-16  
 Ranked the 25th best player in college basketball for this season by ESPN's **John Gasaway**, 68th by NBC Sports' **Rob Dauster**, and 69th by CBS Sports' **Matt Norlander**  
 Declared as early entrant for 2019 NBA Draft, and was invited to and participated in the inaugural NBA G League Elite Camp as well as pre-draft workouts with several NBA teams before withdrawing to return to Siena  
 2018-19 Siena College Male Student Athlete and Rookie of the Year  
 Unanimous 2018-19 MAAC Rookie of the Year and MAAC All-Rookie Team selection  
 League record 11-time MAAC Rookie of the Week also tied for second most overall in NCAA Division I history (12 - **Jared Sullinger**: Ohio State - Big Ten, 2010-11)

One of 30 Division I finalists nationally for the 2019 Kyle Macy Award (top freshman in college basketball)  
 Second freshman in MAAC history (**Lionel Simmons**; La Salle, 1986-87) to earn First Team All-MAAC honors  
 NABC District 1 First Team selection (first freshman in program history)  
 ECAC Rookie of the Year (first in program history) and Second Team All-ECAC  
 Named CBS Sports/USBWA National Freshman of the Week on Feb. 19  
 Swept MAAC weekly honors on Dec. 3 - fourth league freshman in past 33 years to be named MAAC Player of the Week  
 MAAC All-Tournament Team selection  
 Set Siena freshmen records for both scoring (521) and steals (66), while also achieving the fourth-highest single-season assist total overall (221) in school history  
 Ranked ninth nationally and third amongst Division I freshmen in assists (6.7)  
 Stood 22nd nationally and fourth amongst Division I freshmen in assist-to-turnover ratio (2.76)  
 Was 35th nationally and fourth amongst Division I freshmen in steals (2.0)  
 Led the MAAC overall in both assists and assist-to-turnover ratio, ranked second in steals, fourth in blocks (0.9), and seventh in scoring (15.8)  
 Scored in double figures 26 times, highlighted by eight 20-point performances, and added five double-doubles  
 Erupted for 46 points (second highest single-game total in program history) and 13 assists vs. Quinnipiac (Feb. 17) to become just the second player nationally this century with 45-plus points and 10-plus assists in a game  
 Posted first collegiate double-double with 27 points and 13 assists at Hofstra (Nov. 28) to become first Division I player nationally during the 2018-19 season to reach those marks  
 Swiped seven steals vs. Colgate (Nov. 24), the most by a Saint since **Clarence Jackson** also had seven on Jan. 4, 2010





# PLAYER QUICK HITS



## Reserves (Listed Numerically)

### G - #5 Matt Hein

Started each of team's first 15 games donning the Green and Gold

Posted season-highs of nine points in consecutive home games to begin January

Illinois State graduate transfer will have one season of eligibility with the Saints in 2019-20

Third-ever graduate transfer in program history - joining **Braedon Bayer** and **Elijah Burns** from last year - and is enrolled in Siena College's new MBA program

Appeared in 65 games including 14 starts over three seasons at Illinois State (red-shirted as freshman), averaging 2.5 points and 1.5 rebounds spanning 15.5 minutes per game

Made 18 appearances including one start, and averaged 1.6 points, 1.4 rebounds, and 1.5 assists in 15.3 minutes of action last season for Illinois State

Brother, **Daouda (David) N'Diaye**, played with Hein for three seasons at Illinois State, and now plays for Southern Utah

Uncle, **Stu Hein**, is 1990 Ohio State Hall of Fame inductee (baseball)

### F- #12 Kyle Young

Appeared in 15 of the last 17 games after having seen action in just four of the first 10 games

Averaged 5.4 points on 55% shooting and 3.8 rebounds in 12.5 minutes over eight-game span from Jan. 5-31

Posted season-high 12 points off the bench in win at Iona (Jan. 31)

Was first commitment in the Saints' Class of 2023

Named a 2019 Pennsylvania Sports Writers Class 4A Third Team selection after averaging 13.9 points and leading Bethlehem Catholic to a 26-4 record

Tied for team-high with 14 points in 2018 PIAA Class 4A State Semifinals and led squad to 28-4 record and an Eastern Pennsylvania Conference and District 11 Class 4A Championship his junior season

Played AAU for the Jersey Shore Warriors, which also produced recent Siena stars **Ryan Rossiter** and **Rob Poole**

Has an older brother, Ryan, who plays basketball at Northwestern, and an older sister, Jordan, who plays volleyball at George Washington

### G - #13 Ben Diamond

Seen action in only four games so far this season, logging four total minutes

Former team manager is in third season on the active roster as a walk-on

Two-time MAAC All-Academic Team selection

Appeared in seven career games over first two seasons, logging six minutes

Recipient of the 2015 Team Courage Award, NewsChannel 13 Scholar Athlete Award, and 2016 Ray Holmes Memorial Award

### G - #14 Jordan King

Averaging 4.4 points in 17.4 while coming off the bench for 25 of 27 games

Averaging 6.9 points while shooting 53% from three in nine MAAC road contests

Posted season-high and team-high 13 points off the bench in win at Iona (Jan. 31)

Albany product who starred locally on both the high school and AAU circuits

2019 Suburban Council Player of the Year while starring for Christian Brothers Academy

Averaged 24.1 points, 4.5 assists, and 4.3 rebounds while also earning Albany Times Union Large School First Team honors his senior season

One of just seven players in CBA history to eclipse 1,000 career points

Played AAU for the Albany City Rocks and Mass Rivals

### G - #15 Robert Mahala

Appeared in first five collegiate games this season, logging eight total minutes

Sophomore scored first collegiate basket vs. Quinnipiac (Jan. 26)

Did not see any action last season as a freshman

Earned three varsity letters and was a two-year starter at Christian Brothers Academy

Averaged 9.8 points as a senior, and was selected to play in New Jersey's North-South Senior All-Star Game

Father, Bobby, played college basketball at Wagner

Cousin, **Kevin Mahala**, was drafted by the Pittsburgh Pirates in 2016





# PLAYER QUICK HITS



## Reserves (Continued)

### #20 - Denzel Tchougang

Has missed entirety of season so far due to stress fracture in foot  
Transfer from Cypress College (CA) set for second of three seasons of eligibility with Siena  
Appeared in 20 straight contests after being a DNP (coaches decision) the first eight games last season  
Scored season-high four points vs. Cal Poly (Dec. 29)  
Appeared in 27 games (23 starts) at Cypress last season, averaging 2.4 points and 2.6 rebounds in 9.6 minutes of action  
Played five years of club basketball in Geneva  
Swiss U19 Vice Champion

### G - #24 Jimmy Ratliff

Appeared in each of first seven games, averaging 8.0 minutes per contest, before being a DNP - Coaches' Decision in last 20  
North Alabama transfer and walk-on set for second season in the Green and Gold  
Averaged 3.0 points and 1.6 rebounds spanning 16.6 minutes of action in 20 games (one start) last season  
Missed 12 games during the middle of the season after suffering a fractured left pinky at Saint Peter's (Jan. 3)  
Scored in double figures three times, highlighted by 16-point performance on 5-7 shooting including 4-6 from three at St. Bonaventure (Dec. 5)  
Played one season of prep basketball at Kingston Academy in Cincinnati, where he averaged 16 points and seven rebounds

### F - #30 Luke Sutherland

Seen action in seven games, playing 34 total minutes  
Named Mr. Basketball CNY  
All-State and First Team SCAC Metro All-League selection his senior season as West Genesee  
Averaged 20.2 points, 8.3 rebounds, 2.3 assists, and 2.3 blocks, while being named an NYSSWA Class AA All-State, All-Central New York, and SCAC Metro First Team selection his junior year  
Played club basketball for NY Jayhawks

### G - #33 Georges Darwiche

Made season debut Jan. 17 at Canisius, one of only two appearances to date  
Missed start of season due to injury and didn't return to active roster until mid-December  
Had made first 10 collegiate starts prior to being a DNP (coaches decision) Jan. 26  
Tallied season-high nine points in road win at Marist (Jan. 11)  
Member of Romania's National Team  
Averaged 3.7 points and 1.7 assists over 18.9 minutes in three games at the FIBA World Cup 2019 European Qualifiers  
Led Romania's U20 squad to the 2017 European Championship B Division crown, while averaging 7.0 points  
Guided the U18 squad to a Romanian League Championship in 2016 while earning Tournament MVP honors  
Played four seasons for Steaua CSM EximBank Bucuresti in Romania's top league, Divizia A  
Appeared in 44 games (38 starts) during the 2017-18 season with Steaua CSM EximBank Bucuresti, averaging 3.0 points and 1.5 assists, and posted a 2.37-to-1 assist-to-turnover ratio while shooting 40% from three spanning 14.6 minutes per game

### F - #35 Sammy Friday IV

Senior posted season-highs of 10 points and five rebounds in fifth career start vs. Saint Peter's (Jan. 9)  
Averaging 3.6 points and 2.4 rebounds in 9.6 minutes of action off the bench  
Ruled out for the remainder of the 2018-19 season after undergoing surgery for torn meniscus on Dec. 21, 2018  
Was averaging 6.4 points over just 14.7 minutes spanning first nine appearances prior to injury  
Appeared in 25 games and made first three career starts last season, averaging 2.5 points and 2.4 rebounds in 7.6 minutes  
Posted career-highs of 15 points and 15 rebounds in 24 minutes off the bench at Louisville sophomore season (Dec. 6, 2017)  
Arrived at Siena following a postgraduate year at St. Andrew's School in Rhode Island  
Averaged 12 points and eight rebounds while leading St. Andrew's School to a 21-10 record  
Younger brother, Tyler, was a four-star recruit who is a sophomore defensive lineman on the Ohio State football team

## Siena Basketball Class of 2024



Siena Basketball Head Coach **Carmen Maciariello** has announced his first official signings for the Saints' Class of 2024. **Aidan Carpenter, Colin Golson, and Bennett Kwiecinski** have all committed to Siena during the early signing period, and will enroll at the College next fall.

"In this class we looked to add versatility, and our three incoming Saints will be able to thrive in both our offensive and defensive systems," said Maciariello. "They all embody what we look for in a Siena Saint."

A 6-5, 185-pound guard, Carpenter is ranked the No. 1 recruit in Maine and No. 22 overall in the New England Class of 2020 according to the New England Recruiting Report. The Hamden, Connecticut native, who is playing for Dan Haynes at Lee Academy in Maine this year, was named the NEPSAC Player of the Year after averaging 24 points and five assists while leading Hyde School in Bath, Maine to the NEPSAC Class C Title last season. Carpenter plays his AAU basketball for Rhode Island Elite under the direction of coach Nick Light.

"Aidan is a big guard who can play either on or off the ball," explained Maciariello. "He has tremendous quickness, and thrives running the wing or pushing the ball. Defensively, he can guard multiple positions."

A 6-7, 235-pound forward from Detroit, Golson is set to suit up for Ferndale High and coach Juan Rickman this season after transferring from East English Village. He plays AAU for coach DeJon Curd of the REACH Legends.

"Colin is a big, athletic forward with a seven-foot wingspan," described Maciariello. "He can defend all positions on the court, and will add grit and power to our frontcourt."

A 6-8, 205-pound forward out of Wilmette, Illinois, Kwiecinski was named a Top-15 prospect in the Class of 2020 by the City/Suburban Hoops Report in Chicago. He attends Loyola Academy, where he averaged 13.7 points, 6.7 rebounds, and 1.8 blocks last season under the direction of Tim Livatino. Kwiecinski, who plays AAU for the Illinois Wolves and coach Mike Mullins, has a twin brother, Jordan, who also recently committed to playing Division I basketball at Drake University.

"Bennett will be able to play the three or four for us, and has a tremendous basketball IQ," noted Maciariello. "We love big wings, and he will provide us with a workmanlike approach to the game. He has the ability to stretch the defense with his shot, as well as put it on the floor."

"We welcome these young men and their families to our program," added Maciariello. "They are all special people who commit to being the best they can be daily."

## The Last Time

**Siena scored 100 points in a game:** Siena was defeated by Quinnipiac 107-100 in triple overtime on Feb. 17, 2019 at the Times Union Center. It marked the Saints' first 100-point effort in 16 years since a 100-69 win over Saint Peter's on Mar. 1, 2003.

**Siena allowed 100 points in a game:** Yale defeated Siena 100-89 in triple overtime on Nov. 20, 2019 in New Haven

**Siena won an overtime game:** Siena defeated Niagara 72-65 in overtime in the 2018-19 regular season finale on Mar. 3, 2019 in Niagara University, New York

**Siena lost an overtime game:** Yale defeated Siena 100-89 in triple overtime on Nov. 20, 2019 in New Haven

**Siena was held to 40 points or fewer:** St. Bonaventure defeated Siena 82-40 on Jan. 5, 2018 in Olean, NY

**Siena held an opponent to 40 points or fewer:** Siena defeated Manhattan 53-40 on Jan. 26, 2019 at the Times Union Center. It was the first time that the Saints held an opponent to 40 points or fewer since a 64-40 win at NJIT on Nov. 27, 2006.

**Siena won by more than 30 points:** Siena defeated Manhattan 89-54 at Times Union Center on Dec. 4, 2015

**Siena lost by more than 30 points:** St. Bonaventure defeated Siena 82-40 on Jan. 5, 2018 in Olean, NY

**Five Siena players scored in double figures:** Seven Saints scored in double figures - all tallying between 10-13 points - in an 87-64 victory at Iona on Jan. 31, 2020 in New Rochelle, NY

**Siena grabbed more than 50 rebounds in a game:** Siena pulled down 52 rebounds in a 100-89 triple overtime setback at Yale on Nov. 20, 2019 in New Haven

**A Siena player scored 40 points or more in a game:** Jalen Pickett posted the second highest single-game scoring total in program history, tallying 46 points in a 107-100 triple overtime loss to Quinnipiac on Feb. 17, 2019 at the Times Union Center

**A Siena player scored 35 or more points in a game:** Jalen Pickett posted the second highest single-game scoring total in program history, tallying 46 points in a 107-100 triple overtime loss to Quinnipiac on Feb. 17, 2019 at the Times Union Center

**A Siena player scored 30 or more points in a game:** Jalen Pickett posted the second highest single-game scoring total in program history, tallying 46 points in a 107-100 triple overtime loss to Quinnipiac on Feb. 17, 2019 at the Times Union Center

**A Siena player grabbed 20 rebounds in a game:** OD Anosike had 21 rebounds in Siena's 79-75 win over Marist on January 27, 2013.

**Siena made 15 or more three-pointers in a game:** The Saints connected on 15 three-pointers in a loss at Fordham on 11/24/01

**A Siena player had 10 or more assists in a game:** Jalen Pickett dished out a season-high 11 assists while committing just one turnover in an 85-80 loss at Saint Peter's on Feb. 2, 2020 in Jersey City, New Jersey

**A Siena player had seven or more steals in a game:** Jalen Pickett swiped all seven of Siena's steals vs. Colgate on Nov. 24, 2018 at the Times Union Center

**A Siena player had five or more blocks in a game:** Javion Ogunyemi had five blocks in an 87-86 overtime defeat vs. Iona in the 2017 MAAC Championship Game

**Siena failed to convert a free-throw:** Siena went 0-2 from the free throw line in a 57-45 loss vs. Holy Cross on Nov. 18, 2018. Neither team made a free throw in the game, while combining for just three attempts. It marked the first time in 18 years - Dec. 10, 2000 at Marist (0-5) - that Siena failed to make a free throw

**Siena failed to convert a 3-pointer:** Siena missed all eight of its three-point attempts in an 80-73 loss vs. Canisius on Feb. 4, 2017 at the Times Union Center. It marked the second time in 20 games in which the Saints were held without a three, after having gone the previous 221 games without a miss.

**Siena did not miss a free-throw:** On February 4, 2007 Siena went 11-for-11 from the free throw line against Saint Peter's.

**Siena player had a triple-double:** Kojo Mensah had 20 points, 14 rebounds and 11 assists in Siena's 82-74 OT win over UAlbany (2/3/05)



## Career Games Played/Started

	<u>Career Games</u>	<u>Career Starts</u>	<u>Consec. Games</u>	<u>Consec. Starts</u>
Sammy Friday IV	85	5	9	0
Manny Camper	72	51	45	31
Jalen Pickett	59	57	21	21
Jimmy Ratliff*	27	1	0	0
Donald Carey*	27	26	27	11
Gary Harris, Jr.	27	13	27	12
Matt Hein*	27	15	27	0
Jordan King	27	2	27	0
Elijah Burns*	26	26	14	14
Georges Darwiche	21	10	0	0
Denzel Tchougang*	21	0	1	0
Kyle Young	19	0	3	0
Ben Diamond	11	0	0	0
Luke Sutherland	7	0	0	0
Robert Mahala	5	0	0	0

\*At Siena

## Leads and Deficits

Most points	96 vs. American (Nov. 5)
Fewest points	52 at Marist (Feb. 28)
Most points allowed	100 at Yale (Nov. 20)
Fewest points allowed	49 vs. Fairfield (Feb. 7)
Biggest win	23 twice
Biggest loss	18 at #19 Xavier (Nov. 8)
Biggest lead	31 at Iona (Jan. 31)
Biggest deficit	27 at #19 Xavier (Nov. 8)
Biggest deficit overcome to win	13 vs. Canisius (Dec. 23)
Biggest lead lost	11 twice
Biggest halftime lead	23 vs. American (Nov. 5)
Biggest halftime deficit	17 at Manhattan (Jan. 12)
Biggest halftime deficit overcome to win	11 vs. Canisius (Dec. 23)
Biggest halftime lead lost	6 at Niagara (Jan. 19)
Most points in a half	54 (1st) vs. American (Nov. 5)
Fewest points in a half	19 (2nd) at Marist (Feb. 28)
Most points allowed in a half	50 (2nd) at Saint Peter's (Feb. 2)
Fewest points allowed in a half	17 (1st) vs. Rider (Feb. 14)

## Record by Starting Lineup

<u>Starting Lineup</u>	<u>Record</u>
Camper - Burns - Hein - Carey - King	1-0
Camper - Burns - Hein - Carey - Pickett	5-7
Camper - Burns - Harris - Hein - Carey	0-1
Camper - Friday - Hein - Carey - Pickett	1-0
Camper - Burns - Harris - King - Pickett	0-1
Camper - Burns - Harris - Carey - Pickett	10-1

## Siena's Record When...

Leading at halftime	13-3
Trailing at halftime	4-5
Tied at halftime	0-2
Leading with 5:00 left	17-1
Trailing with 5:00 left	0-9
Tied with 5:00 left	0-0
Overtime	0-1
SC shoots 50% or better from field	6-1
SC shoots between 40-49.9% from field	11-6
SC shoots under 40% from field	0-3
Opponent shoots 50% or better from field	1-7
Opponent shoots between 40-49.9% from field	10-3
Opponent shoots under 40% from field	6-0
SC outrebounds opponent	14-5
Opponent outrebounds SC	2-4
Tied in rebounds	1-1
SC records 10 or more steals	0-0
SC records 15 or more assists	4-2
SC commits 15 turnovers or fewer	15-6
SC commits more than 15 turnovers	2-4
SC commits fewer turnovers than opponent	9-4
SC commits more turnovers than opponent	8-6
Tie in turnovers	0-0
SC shoots 70% or better from the free throw line	10-3
SC shoots under 70% from the free throw line	7-7
SC scores 59 points or fewer	1-1
SC scores between 60-69 points	5-5
SC scores between 70-79 points	6-2
SC scores 80 points or more	5-2
Opponent scores 59 points or fewer	6-1
Opponent scores between 60-69 points	6-0
Opponent scores between 70-79 points	4-4
Opponent scores 80 points or more	1-5
Four or more Saints score in double figures	9-1
Playing in November	2-4
Playing in December	3-1
Playing in January	5-4
Playing in February	7-1
Playing in March	0-0
Playing on Monday	1-0
Playing on Tuesday	2-0
Playing on Wednesday	2-1
Playing on Thursday	1-1
Playing on Friday	6-2
Playing on Saturday	1-2
Playing on Sunday	4-4
Playing in the day time (11 AM-5 PM start)	4-5
Playing at night (5 PM or later start)	13-5
Televised games	17-8
SC plays at home	13-0
SC plays on the road	4-10
SC plays on a neutral court	0-0
SC plays west of Albany	0-5
SC plays east of Albany	0-1
SC plays north of Albany	0-0
SC plays south of Albany	4-4
Wearing white uniforms	10-0
Wearing green uniforms	1-9
Wearing gold uniforms	6-1



# Keepin' Track of the MAAC

For all the latest MAAC Basketball News and Scores visit [www.MAACSports.com](http://www.MAACSports.com)



## MAAC Standings

Team	MAAC		Overall	
	W	L	W	L
<b>1.) SIENA</b>	<b>13</b>	<b>5</b>	<b>17</b>	<b>10</b>
2.) Saint Peter's	13	6	16	12
3.) Monmouth	11	7	17	12
4.) Rider	11	8	17	12
5.) Iona	9	9	11	14
<b>Niagara</b>	<b>9</b>	<b>9</b>	<b>11</b>	<b>18</b>
7.) Quinnipiac	9	10	14	15
8.) Manhattan	8	10	12	15
9.) Fairfield	7	11	11	18
10.) Marist	6	13	7	21
11.) Canisius	5	13	10	19

## MAAC Preseason Coaches' Poll

1.) Iona (10)	119
2.) Rider (1)	109
3.) Quinnipiac	86
4.) Monmouth	81
5.) Manhattan	79
<b>6.) SIENA</b>	<b>78</b>
7.) Canisius	52
8.) Marist	44
9.) Saint Peter's	34
<b>10.) Niagara</b>	<b>26</b>
11.) Fairfield	18

\*First place votes in parenthesis

## Today's Other MAAC Action

Canisius at Marist	7 PM
Fairfield at Monmouth	7 PM
Quinnipiac at Iona	7 PM
Manhattan at Rider	7 PM

## Siena's MAAC and NCAA Rankings

Siena	Total	MAAC Rank*	NCAARank†
Points	71.9	1st	152nd
Opp Points	68.7	5th	158th
Scoring Margin	+3.2	1st	140th
FG%	.454	1st	94th
Opp FG%	.437	9th	222nd
FT%	.701	6th	203rd
3-PT%	.355	3rd	67th
Opp 3-PT%	.327	3rd	164th
3-PT/GM	6.4	7th	258th
Rebounds	35.9	4th	147th
Rebound Margin	+4.0	3rd	66th
Assists	12.6	7th	216th
Steals	5.5	9th	271st
Blocks	3.0	6th	185th
Turnovers	13.1	3rd	174th
A/TO Ratio	0.96	5th	199th
Turnovers Forced	12.3	10th	264th
Turnover Margin	-0.8	7th	253rd

### Player Elijah Burns

PTS - 14.3	8th	N/A
REB - 5.8	9th	N/A
FG% - .617	1st	N/A
FT% - .847	4th	62nd
OREB - 2.0	8th	N/A

### Manny Camper

PTS - 13.8	10th	N/A
REB - 10.0	2nd	28th
FG% - .486	10th	N/A
OREB - 2.7	2nd	92nd
DREB - 7.3	2nd	26th
MIN - 35.8	4th	53rd

### Donald Carey

FT% - .824	6th	N/A
------------	-----	-----

### Jalen Pickett

PTS - 15.5	4th	204th
AST - 5.6	2nd	32nd
3FG% - .383	10th	N/A
3FG - 54	10th	N/A
BLK - 1.2	6th	166th
A/TO - 3.09	1st	8th
MIN - 37.0	2nd	22nd

\*Out of 11 teams

†Out of 351 ranked teams (Through Monday)

## MAAC Weekly Honors

Date	Player of the Week	Rookie of the Week
Nov. 11	Frederick Scott (RID)	Tyler Saint-Furcy (MAR)
Nov. 18	Malik Johnson (CAN)	Jacco Fritz (CAN)
Nov. 25	Tyere Marshall (RID)	Jacco Fritz (CAN)
Dec. 2	Landon Taliaferro (FFD)	Jacco Fritz (CAN)
Dec. 9	Rich Kelly (QU)	<b>Gary Harris, Jr. (SIE)</b>
Dec. 16	Ray Salnave (MON)	Fousseyni Drame (SP)
Dec. 23	<b>Elijah Burns (SIE)</b>	Hassan Drame (SP)
Dec. 30	<b>Jalen Pickett (SIE)</b>	Armon Harried (CAN)
Jan. 6	Tykei Greene (MAN)	Daryl Banks III (SP)
Jan. 13	Kevin Marfo (QU)	Armon Harried (CAN)
Jan. 20	Malik Johnson (CAN)	Hassan Drame (SP)
Jan. 27	<b>Jalen Pickett (SIE)</b>	Tyler Sagl (MAR)
Feb. 3	Dimencio Vaughn (RID)	Aaron Estrada (SP)
Feb. 10	E.J. Crawford (ION)	Fousseyni Drame (SP)
Feb. 17	Marcus Hammond (NIA)	Aaron Estrada (SP)
Feb. 24	<b>Jalen Pickett (SIE)</b>	Doug Edert (SP)
Mar. 2	Marcus Hammond (NIA)	Aaron Estrada (SP)
Mar. 9		

# Quick Chart

## Player Season and Career Highs (at Siena)

		2019-20	Career (at Siena)
0 Donald Carey	Points Rebounds Assists Steals Blocks	22 vs. Holy Cross 12/29/19 8 twice 6 vs. Quinnipiac 1/26/20 4 at Harvard 11/14/19 1 twice	Same Same Same Same Same
1 Elijah Burns	Points Rebounds Assists Steals Blocks	28 vs. Bucknell 12/21/19 13 twice 3 twice 2 three times 1 four times	Same Same Same Same Same
2 Gary Harris, Jr.	Points Rebounds Assists Steals Blocks	16 at Cal Poly 12/7/19 7 at Marist 2/28/20 2 twice 2 twice 2 three times	Same Same Same Same Same
3 Manny Camper	Points Rebounds Assists Steals Blocks	22 twice 19 at Yale 11/20/19 4 four times 3 at Manhattan 1/12/20 3 at Colgate 11/30/19	Same Same 5 twice 3 three times Same
5 Matt Hein	Points Rebounds Assists Steals Blocks	9 twice 4 three times 3 at Manhattan 1/12/20 2 three times 1 twice	Same Same Same Same Same
12 Kyle Young	Points Rebounds Assists Steals Blocks	12 at Iona 1/31/20 8 at Niagara 1/19/20 1 three times 3 at Marist 2/28/20 1 four times	Same Same Same Same Same
13 Ben Diamond	Points Rebounds Assists Steals Blocks	- - - - -	3 at Saint Peter's 2/25/18 - - - -
14 Jordan King	Points Rebounds Assists Steals Blocks	13 at Iona 1/31/20 4 three times 3 twice 2 three times 1 at Iona 1/31/20	Same Same Same Same Same
15 Robert Mahala	Points Rebounds Assists Steals Blocks	2 vs. Quinnipiac 1/26/20 1 vs. Quinnipiac 1/26/20 - 1 vs. Quinnipiac 1/26/20 -	Same Same - Same -
20 Denzel Tchougang	Points Rebounds Assists Steals Blocks	- - - - -	4 vs. Cal Poly 12/29/18 4 at St. Bonaventure 12/5/18 1 at Marist 1/11/19 - 1 twice
22 Jalen Pickett	Points Rebounds Assists Steals Blocks	27 vs. Rider 2/14/20 11 vs. Iona 2/19/20 11 at Saint Peter's 2/2/20 3 three times 3 at Fairfield 2/23/20	46 vs. Quinnipiac 2/17/19 Same 13 twice 7 vs. Colgate 11/24/18 4 vs. Rider 3/9/19
24 Jimmy Ratliff	Points Rebounds Assists Steals Blocks	2 at Harvard 11/14/19 3 at Harvard 11/14/19 1 at #19 Xavier 11/8/19 - 1 at Colgate 11/30/19	16 at St. Bonaventure 12/5/18 5 at St. Bonaventure 12/5/18 2 at Robert Morris 12/8/18 3 at George Washington 11/8/18 1 five times
30 Luke Sutherland	Points Rebounds Assists Steals Blocks	3 vs. American 11/5/19 3 twice - 1 at Canisius 1/17/20 1 at Manhattan 1/12/20	Same Same - Same Same
33 Georges Darwiche	Points Rebounds Assists Steals Blocks	- - - - -	9 at Marist 1/11/19 2 four times 3 at George Washington 11/8/18 1 four times -
35 Sammy Friday	Points Rebounds Assists Steals Blocks	10 twice 5 four times 1 twice 1 five times 2 vs. Rider 2/14/20	15 at Louisville 12/6/17 15 at Louisville 12/6/17 1 eight times 1 seven times 2 three times

# Official Basketball Box Score -- Game Totals -- Final Statistics

Siena vs Niagara

01/19/20 1:00 pm at NY

Siena 71 • 7-9,3-4 MAAC

##	Player		Total	3-Ptr	FT-FTA	Rebounds			PF	TP	A	TO	Blk	Stl	Min
			FG-FGA	FG-FGA		Off	Def	Tot							
01	Elijah Burns	f	4-6	1-2	4-4	2	3	5	4	13	1	2	1	0	23
02	Gary Harris, Jr.	g	3-6	0-1	0-0	0	3	3	2	6	1	1	0	0	28
03	Manny Camper	g	8-14	1-1	4-5	3	1	4	4	21	1	3	1	2	39
14	Jordan King	g	2-5	2-4	0-0	0	2	2	1	6	1	1	0	0	32
22	Jalen Pickett	g	4-10	3-6	1-2	1	4	5	0	12	7	2	1	0	35
00	Donald Carey		1-3	0-1	0-0	0	1	1	5	2	2	1	0	1	14
05	Matt Hein		1-2	0-1	0-0	1	0	1	1	2	0	0	0	1	11
12	Kyle Young		2-4	0-0	5-8	4	4	8	3	9	0	2	0	0	18
Team						1	0	1							
Totals			25-50	7-16	14-19	12	18	30	20	71	13	12	3	4	200

FG % 1st Half: 14-25 56.0% 2nd half: 11-25 44.0% Game: 25-50 50.0%  
 3FG % 1st Half: 5-10 50.0% 2nd half: 2-6 33.3% Game: 7-16 43.8%  
 FT % 1st Half: 3-4 75.0% 2nd half: 11-15 73.3% Game: 14-19 73.7%

Deadball  
Rebounds  
0

Niagara 72 • 6-11,4-2 MAAC

##	Player		Total	3-Ptr	FT-FTA	Rebounds			PF	TP	A	TO	Blk	Stl	Min
			FG-FGA	FG-FGA		Off	Def	Tot							
34	Nicholas Kratholm	f	4-8	0-0	0-0	4	1	5	2	8	0	0	0	0	16
00	Justin Roberts	g	2-3	2-3	2-2	0	2	2	0	8	1	2	0	0	28
10	Marcus Hammond	g	3-11	0-3	6-8	0	2	2	1	12	4	1	0	0	33
11	Raheem Solomon	g	4-7	2-3	6-8	1	5	6	2	16	1	2	0	1	29
33	Steven Levnaic	g	0-0	0-0	0-0	0	2	2	1	0	0	0	0	1	15
05	James Towns		1-4	0-0	2-2	0	1	1	1	4	5	0	0	1	20
12	Shandon Brown		0-1	0-0	2-2	0	0	0	2	2	1	1	0	0	19
15	Greg Kuakumensah		8-11	1-1	0-1	1	2	3	4	17	1	1	0	0	26
22	Nick MacDonald		2-3	1-2	0-0	0	0	0	2	5	0	0	0	1	14
Team						2	3	5							
Totals			24-48	6-12	18-23	8	18	26	15	72	13	7	0	4	200

FG % 1st Half: 10-27 37.0% 2nd half: 14-21 66.7% Game: 24-48 50.0%  
 3FG % 1st Half: 3-8 37.5% 2nd half: 3-4 75.0% Game: 6-12 50.0%  
 FT % 1st Half: 7-8 87.5% 2nd half: 11-15 73.3% Game: 18-23 78.3%

Deadball  
Rebounds  
3

Officials: Jason Mirabito,Kelly Pfeifer,DJ Carstensen

Technical fouls: Siena-None. Niagara-None.

Attendance: 1020

2019-20 Men's Basketball. Round: 0. Niagara vs Siena. Played at Gallagher Cent

Score by periods	1st	2nd	Total
Siena	36	35	71
Niagara	30	42	72

	In	Off	2nd	Fast	
Points	Paint	T/O	Chance	Break	Bench
SIE	26	10	10	13	13
NIAG	34	13	11	4	28

Last FG - SIE 2nd-00:00, NIAG 2nd-00:44.

Largest lead - SIE by 11 1st-08:40, NIAG by 4 2nd-00:13.

SIE led for 35:58. NIAG led for 00:44. Game was tied for 03:18.

Score tied - 3 times.

Lead changed - 1 time.



2019-20 Siena College Basketball  
Siena Combined Team Statistics (as of Feb 28, 2020)  
Conference games only

RECORD:	OVERALL	HOME	AWAY	NEUTRAL
ALL GAMES	13-5	9-0	4-5	0-0
CONFERENCE	13-5	9-0	4-5	0-0
NON-CONFERENCE	0-0	0-0	0-0	0-0

#	Player	gp-gs	min	avg	Total		3-Point		F-Throw		Rebounds								a	to	blk	stl	pts	avg
					fg-fga	fg%	3fg-fga	3fg%	ft-fa	ft%	off	def	tot	avg	pf	dq								
22	Jalen Pickett	18-18	660	36.7	107-229	.467	40-102	.392	21-35	.600	18	62	80	4.4	32	0	113	32	20	15	275	15.3		
03	Manny Camper	18-18	632	35.1	86-180	.478	8-28	.286	76-109	.697	48	120	168	9.3	51	0	38	44	4	17	256	14.2		
01	Elijah Burns	17-17	434	25.5	71-114	.623	9-13	.692	76-87	.874	30	64	94	5.5	42	0	13	38	3	10	227	13.4		
00	Donald Carey	18-17	530	29.4	59-153	.386	29-78	.372	22-30	.733	10	42	52	2.9	31	1	36	44	1	17	169	9.4		
02	Gary Harris, Jr.	18-12	397	22.1	39-89	.438	10-34	.294	18-36	.500	19	40	59	3.3	29	1	7	15	14	10	106	5.9		
14	Jordan King	18-1	299	16.6	27-73	.370	20-47	.426	4-5	.800	3	13	16	0.9	26	0	10	13	1	9	78	4.3		
35	Sammy Friday IV	16-1	145	9.1	21-39	.538	0-0	.000	19-34	.559	16	17	33	2.1	21	0	0	13	6	4	61	3.8		
12	Kyle Young	15-0	139	9.3	18-39	.462	0-0	.000	16-25	.640	16	29	45	3.0	20	0	3	9	5	7	52	3.5		
05	Matt Hein	18-6	334	18.6	20-46	.435	4-14	.286	4-4	1.000	8	22	30	1.7	37	0	11	13	1	6	48	2.7		
15	Robert Mahala	3-0	6	2.0	1-2	.500	0-1	.000	0-0	.000	1	0	1	0.3	0	0	0	0	0	1	2	0.7		
30	Luke Sutherland	3-0	17	5.7	1-5	.200	0-3	.000	0-0	.000	1	2	3	1.0	1	0	0	0	1	1	2	0.7		
33	Georges Darwiche	2-0	5	2.5	0-1	.000	0-1	.000	0-0	.000	0	0	0	0.0	1	0	0	0	0	0	0	0.0		
13	Ben Diamond	2-0	2	1.0	0-0	.000	0-0	.000	0-0	.000	0	0	0	0.0	0	0	0	0	0	0	0	0.0		
Team											19	24	43				11							
Total.....		18	3600		450-970	.464	120-321	.374	256-365	.701	189	435	624	34.7	291	2	231	232	56	97	1276	70.9		
Opponents.....		18	3600		435-1018	.427	109-346	.315	216-280	.771	168	393	561	31.2	322	3	190	211	61	106	1195	66.4		

TEAM STATISTICS	SIE	OPP	Date	Opponent	Score	Att.		
SCORING	1276	1195	*	12/23/19	CANISIUS	w	73-72	5804
Points per game	70.9	66.4	*	01/03/20	MONMOUTH	w	75-72	6273
Scoring margin	+4.5	-	*	01/05/20	at Rider	L	77-85	1541
FIELD GOALS-ATT	450-970	435-1018	*	01/09/20	SAINT PETER'S	w	61-58	5538
Field goal pct	.464	.427	*	01/12/20	at Manhattan	L	69-81	1657
3 POINT FG-ATT	120-321	109-346	*	01/17/20	at Canisius	L	63-73	1203
3-point FG pct	.374	.315	*	01/19/20	at Niagara	L	71-72	1020
3-pt FG made per game	6.7	6.1	*	01/24/20	MARIST	w	70-57	6693
FREE THROWS-ATT	256-365	216-280	*	01/26/20	QUINNIPIAC	w	84-61	6752
Free throw pct	.701	.771	*	01/31/20	at Iona	w	87-64	1780
F-Throws made per game	14.2	12.0	*	02/02/20	at Saint Peter's	L	80-85	637
REBOUNDS	624	561	*	02/07/20	FAIRFIELD	w	65-49	6581
Rebounds per game	34.7	31.2	*	02/14/20	RIDER	w	73-64	5600
Rebounding margin	+3.5	-	*	02/16/20	MANHATTAN	w	65-52	7146
ASSISTS	231	190	*	02/19/20	IONA	w	65-64	6897
Assists per game	12.8	10.6	*	02/23/20	at Fairfield	w	62-59	2479
TURNOVERS	232	211	*	02/26/20	at Quinnipiac	w	84-77	824
Turnovers per game	12.9	11.7	*	02/28/20	at Marist	w	52-50	1705
Turnover margin	-1.2	-	* - Conference game					
Assist/turnover ratio	1.0	0.9						
STEALS	97	106						
Steals per game	5.4	5.9						
BLOCKS	56	61						
Blocks per game	3.1	3.4						
ATTENDANCE	57284	12846						
Home games-Avg/Game	9-6365	9-1427						
Neutral site-Avg/Game	-	0-0						

Score by Periods	1st	2nd	Totals
Siena	632	644	1276
Opponents	574	621	1195

2019-20 Siena College Basketball  
Siena Combined Team Statistics (as of Feb 28, 2020)  
All games

RECORD:	OVERALL	HOME	AWAY	NEUTRAL
ALL GAMES	17-10	13-0	4-10	0-0
CONFERENCE	13-5	9-0	4-5	0-0
NON-CONFERENCE	4-5	4-0	0-5	0-0

#	Player	gp-gs	min	avg	Total		3-Point		F-Throw		Rebounds											
					fg-fga	fg%	3fg-fga	3fg%	ft-fa	ft%	off	def	tot	avg	pf	dq	a	to	blk	stl	pts	avg
22	Jalen Pickett	26-25	963	37.0	156-337	.463	54-141	.383	38-56	.679	27	89	116	4.5	41	0	145	47	30	27	404	15.5
01	Elijah Burns	26-26	691	26.6	124-201	.617	13-23	.565	111-131	.847	52	98	150	5.8	69	1	24	54	5	17	372	14.3
03	Manny Camper	27-27	967	35.8	122-251	.486	13-39	.333	115-177	.650	74	196	270	10.0	75	0	56	64	10	24	372	13.8
00	Donald Carey	27-26	844	31.3	100-254	.394	46-124	.371	56-68	.824	15	74	89	3.3	50	2	62	68	2	29	302	11.2
02	Gary Harris, Jr.	27-13	513	19.0	54-137	.394	14-49	.286	20-43	.465	26	49	75	2.8	48	2	10	25	15	11	142	5.3
14	Jordan King	27-2	469	17.4	40-118	.339	28-76	.368	11-12	.917	8	28	36	1.3	37	0	19	21	1	14	119	4.4
35	Sammy Friday IV	25-1	241	9.6	33-68	.485	0-0	.000	24-44	.545	29	31	60	2.4	37	0	2	19	9	5	90	3.6
12	Kyle Young	19-0	155	8.2	20-46	.435	0-0	.000	18-29	.621	19	32	51	2.7	25	0	3	12	5	7	58	3.1
05	Matt Hein	27-15	525	19.4	32-74	.432	5-21	.238	4-6	.667	10	38	48	1.8	62	0	18	27	2	13	73	2.7
30	Luke Sutherland	7-0	34	4.9	2-8	.250	1-6	.167	0-0	.000	1	6	7	1.0	1	0	0	0	1	1	5	0.7
15	Robert Mahala	5-0	8	1.6	1-2	.500	0-1	.000	0-0	.000	1	0	1	0.2	0	0	0	0	0	1	2	0.4
24	Jimmy Ratliff	7-0	56	8.0	1-13	.077	0-9	.000	0-0	.000	3	5	8	1.1	6	0	1	1	1	0	2	0.3
33	Georges Darwiche	2-0	5	2.5	0-1	.000	0-1	.000	0-0	.000	0	0	0	0.0	1	0	0	0	0	0	0	0.0
13	Ben Diamond	4-0	4	1.0	0-0	.000	0-0	.000	0-0	.000	0	0	0	0.0	0	0	0	1	0	0	0	0.0
Team											24	35	59				13					
Total.....		27	5475		685-1510	.454	174-490	.355	397-566	.701	289	681	970	35.9	452	5	340	352	81	149	1941	71.9
Opponents.....		27	5475		677-1549	.437	178-545	.327	323-432	.748	237	626	863	32.0	493	8	299	330	101	151	1855	68.7

TEAM STATISTICS	SIE	OPP	Date	Opponent	Score	Att.
SCORING	1941	1855	11/05/19	AMERICAN	w 96-80	5371
Points per game	71.9	68.7	11/08/19	at Xavier	L 63-81	10430
Scoring margin	+3.2	-	11/12/19	ST. BONAVENTURE	w 78-65	5680
FIELD GOALS-ATT	685-1510	677-1549	11/14/19	at Harvard	L 56-59	1269
Field goal pct	.454	.437	11/20/19	at Yale	Lo3 89-100	746
3 POINT FG-ATT	174-490	178-545	11/29/19	at Colgate	L 62-72	872
3-point FG pct	.355	.327	12/07/19	at Cal Poly	L 66-70	1632
3-pt FG made per game	6.4	6.6	12/21/19	BUCKNELL	w 81-71	5505
FREE THROWS-ATT	397-566	323-432	* 12/23/19	CANISIUS	w 73-72	5804
Free throw pct	.701	.748	12/29/19	HOLY CROSS	w 74-62	6202
F-Throws made per game	14.7	12.0	* 01/03/20	MONMOUTH	w 75-72	6273
REBOUNDS	970	863	* 01/05/20	at Rider	L 77-85	1541
Rebounds per game	35.9	32.0	* 01/09/20	SAINT PETER'S	w 61-58	5538
Rebounding margin	+4.0	-	* 01/12/20	at Manhattan	L 69-81	1657
ASSISTS	340	299	* 01/17/20	at Canisius	L 63-73	1203
Assists per game	12.6	11.1	* 01/19/20	at Niagara	L 71-72	1020
TURNOVERS	352	330	* 01/24/20	MARIST	w 70-57	6693
Turnovers per game	13.0	12.2	* 01/26/20	QUINNIPIAC	w 84-61	6752
Turnover margin	-0.8	-	* 01/31/20	at Iona	w 87-64	1780
Assist/turnover ratio	1.0	0.9	* 02/02/20	at Saint Peter's	L 80-85	637
STEALS	149	151	* 02/07/20	FAIRFIELD	w 65-49	6581
Steals per game	5.5	5.6	* 02/14/20	RIDER	w 73-64	5600
BLOCKS	81	101	* 02/16/20	MANHATTAN	w 65-52	7146
Blocks per game	3.0	3.7	* 02/19/20	IONA	w 65-64	6897
ATTENDANCE	80042	27795	* 02/23/20	at Fairfield	w 62-59	2479
Home games-Avg/Game	13-6157	14-1985	* 02/26/20	at Quinnipiac	w 84-77	824
Neutral site-Avg/Game	-	0-0	* 02/28/20	at Marist	w 52-50	1705


Score by Periods	1st	2nd	OT	OT2	OT3	Totals
Siena	966	958	8	6	3	1941
Opponents	878	949	8	6	14	1855

\* - Conference game

## 2019-20 SIENA MEN'S BASKETBALL TV/RADIO ROSTER



**Donald Carey**  
So. • Guard • 6-5 • 185  
Upper Marlboro, MD/Frederick Douglass/Mount St. Mary's




**Elijah Burns**  
Gr. • Forward • 6-8 • 236  
Troy, NY/Blair Academy (NJ)/Notre Dame



**Gary Harris, Jr.**  
Fr. • Guard • 6-6 • 193  
Los Angeles, CA/Price/Middlebrooks Academy




**Manny Camper**  
Jr. • Guard/Forward • 6-7 • 203  
Chestertown, MD/Kent County



**Matt Hein**  
Gr. • Guard • 6-4 • 190  
Windermere, FL/Windermere Preparatory/Illinois State



**Kyle Young**  
Fr. • Forward • 6-9 • 239  
Bethlehem, PA/Bethlehem Catholic



**Ben Diamond**  
Sr. • Guard • 5-11 • 152  
Loudonville, NY/Shaker



**Jordan King**  
Fr. • Guard • 6-0 • 185  
Albany, NY/Christian Brothers Academy




**Robert Mahala**  
So. • Guard • 6-5 • 168  
Jackson, NJ/Christian Brothers Academy



**Denzel Tchougang**  
Jr. • Forward • 6-10 • 218  
Geneva, Switzerland/Institut Florimont/Cypress College (CA)



**Jalen Pickett**  
So. • Guard • 6-4 • 192  
Rochester, NY/Aquinas Institute/SPIRE Institute (OH)



**Jimmy Ratliff**  
So. • Guard • 6-8 • 186  
Middletown, OH/Middletown/North Alabama




**Luke Sutherland**  
Fr. • Forward • 6-7 • 203  
Syracuse, NY/West Genesee



**Georges Darwiche**  
So. • Guard • 6-1 • 192  
Bucharest, Romania/Gheorghe Lazar National College



**Sammy Friday IV**  
Sr. • Forward • 6-9 • 237  
Jersey City, NJ/Hudson Catholic/St. Andrew's School (RI)



**Carmen Maciariello**  
Head Coach



**G** = Captain

### PRONUNCIATION GUIDE

#15 Robert Mahala – Ma-HA-la  
#20 Denzel Tchougang – CHEW-gang  
#33 Georges Darwiche – Darr-VEESH  
Carmen Maciariello – Mass-ah-RELL-oh  
Antoni Wyche – Ann-TOE-knee WYSH

No.	Name	Cl.	Pos.	Ht.	Wt.	Hometown/High School/Previous School
0	Donald Carey	So.	G	6-5	185	Upper Marlboro, MD/Frederick Douglass/Mount St. Mary's
1	Elijah Burns	Gr.	F	6-8	236	Troy, NY/Blair Academy (NJ)/Notre Dame
2	Gary Harris, Jr.	Fr.	G	6-6	193	Los Angeles, CA/Price/Middlebrooks Academy
3	Manny Camper	Jr.	G/F	6-7	203	Chestertown, MD/Kent County
5	Matt Hein	Gr.	G	6-4	190	Windermere, FL/Windermere Preparatory/Illinois State
12	Kyle Young	Fr.	F	6-9	239	Bethlehem, PA/Bethlehem Catholic
13	Ben Diamond	Sr.	G	5-11	152	Loudonville, NY/Shaker
14	Jordan King	Fr.	G	6-0	185	Albany, NY/Christian Brothers Academy
15	Robert Mahala	So.	G	6-5	168	Jackson, NJ/Christian Brothers Academy
20	Denzel Tchougang	Jr.	F	6-10	218	Geneva, Switzerland/Institut Florimont/Cypress College (CA)
22	Jalen Pickett	So.	G	6-4	192	Rochester, NY/Aquinas Institute/SPIRE Institute (OH)
24	Jimmy Ratliff	So.	G	6-8	186	Middletown, OH/Middletown/North Alabama
30	Luke Sutherland	Fr.	F	6-7	203	Syracuse, NY/West Genesee
33	Georges Darwiche	So.	G	6-1	192	Bucharest, Romania/Gheorghe Lazar National College
35	Sammy Friday IV	Sr.	F	6-9	237	Jersey City, NJ/Hudson Catholic/St. Andrew's School (RI)

### COACHING STAFF

**Harley Fuller** – Assistant Coach  
**Bob Simon** – Assistant Coach  
**Antoni Wyche** – Assistant Coach

**Greg Fahey** – Director of Basketball Operations  
**Matt Miner** – Special Assistant to the Head Coach  
**Daniel Cohen** – Manager