

November (2-4)

5	AMERICAN&+	W, 96-80
8	at #19/21 Xavier%	L, 81-63
12	ST. BONAVENTURE^+ W, 78-65	
14	at Harvard+	L, 59-56
20	at Yale+	L, 100-89 (3 OT)
30	at Colgate	L, 72-62

December (3-1)

7	at Cal Poly	L, 70-66
21	BUCKNELL@+	W, 81-71
23	CANISIUS*@@	W, 73-72
29	HOLY CROSS@+	W, 74-62

January (5-4)

3	MONMOUTH*@@	W, 75-72
5	at Rider*+	L, 85-77
9	SAINT PETER'S*@@	W, 61-58
12	at Manhattan*+	L, 81-69
17	at Canisius*+	L, 73-63
19	at Niagara*+	L, 72-71
24	MARIST*@+	W, 70-57
26	QUINNIPIAC*@@	W, 84-61
31	at Iona*+	W, 87-64

February (7-1)

2	at Saint Peter's*+	L, 85-80
7	FAIRFIELD*@@	W, 65-49
14	RIDER*!	W, 73-64
16	MANHATTAN*&@@	W, 65-52
19	IONA*@@	W, 65-64
23	at Fairfield*+	W, 62-59
26	at Quinnipiac*+	W, 84-77
28	at Marist*#	W, 52-50

March (2-0)

4	NIAGARA*@@	W, 77-55
6	at Monmouth*+	W, 86-72
11	vs. #9 Manhattan\$#	7 PM
13	MAAC Semifinals\$~	6 PM
14	MAAC Championship\$!	4 PM

All times are Eastern Standard Time

Home Games in **BOLD CAPS**

*MAAC Game

&Doubleheader with Siena women

^Br. Ed Coughlin Franciscan Cup

%FSN

=ESPN2

!ESPNU

+ESPN+

#ESPN3

~ESPNEWS

@My4 Albany

\$Hercules Tires MAAC Championships

(Atlantic City, NJ)

GAME #30



HERCULES TIRES MAAC QUARTERFINALS

#1 Siena (19-10) vs. #9 Manhattan (13-17)

Wednesday, March 11, 2020 - 7 PM
Jim Whelan Boardwalk Hall (10,491) - Atlantic City, NJ

TV: **ESPN 3**

RADIO:



ONLINE: **WATCH ESPN**

Eddy Occhipinti
Steve Bazaz

A.J. Kanell
Andy Grazulis

Siena College Athletic Communications

Marcelle Athletic Complex
515 Loudon Road - Loudonville, NY 12211-1462
Ph: 518-783-2377 - SienaSaints.com
Assistant Athletic Director for Communications: Mike Demos
Press/Cell Phone: 336-675-7374
E-mail: mdemos@siena.edu

Previous Starters

2019-20 Stats

# - POS	NAME/CL/HT/WT/HOMETOWN	PPG	RPG	APG	MPG
1 - F	Elijah Burns* (Gr., 6-8/236, Troy, NY)	14.6	5.9	0.9	26.3
3 - G/F	Manny Camper* (Jr., 6-7/203, Chestertown, MD)	13.6	10.4	2.3	35.9
2 - G	Gary Harris, Jr. (Fr., 6-6/193, Los Angeles, CA)	5.3	2.8	0.4	19.1
0 - G	Donald Carey (So., 6-5/185, Upper Marlboro, MD)	11.4	3.2	2.3	31.3
22 - G	Jalen Pickett (So., 6-4/192, Rochester, NY)	15.3	4.5	6.0	36.9

Reserves (Listed Numerically)

# - POS	NAME/CL/HT/WT/HOMETOWN	PPG	RPG	APG	MPG
5 - G	Matt Hein (Gr., 6-4/190, Windermere, FL)	2.7	1.8	0.7	19.4
12 - F	Kyle Young (Fr., 6-9/239, Bethlehem PA)	2.9	2.6	0.2	7.8
13 - G	Ben Diamond (Sr., 5-11/152, Loudonville, NY)	0.0	0.0	0.0	1.4
14 - G	Jordan King (Fr., 6-0/185, Albany, NY)	4.7	1.3	0.7	17.8
15 - G	Robert Mahala (So., 6-5/168, Jackson, NJ)	0.3	0.2	0.0	1.7
20 - F	Denzel Tchougang (Jr., 6-10/218, Geneva, Switzerland)	0.0	0.0	0.0	0.0
24 - G	Jimmy Ratliff (So., 6-8/186, Middletown, OH)	0.3	1.1	0.1	8.0
30 - F	Luke Sutherland (Fr., 6-7/203, Syracuse, NY)	0.7	1.0	0.0	4.9
33 - G	Georges Darwiche (So., 6-1/192, Bucharest, Romania)	0.8	0.8	0.0	4.5
35 - F	Sammy Friday IV (Sr., 6-9/237, Jersey City, NJ)	3.8	2.5	0.1	10.0

*Captain



@SienaSaints
@SienaMBB



SienaSaints
SienaBasketball



@SienaSaints
@SienaMBB



thesienasaints



2020 SIENA SAINTS MAAC CHAMPIONSHIPS PREVIEW



No. 1 Siena vs. No. 9 Manhattan
MAAC Quarterfinals – Wednesday, Mar. 11 at 7 PM

MAAC Tournament History Vs. Manhattan (8-2)

<u>DATE</u>	<u>LOCATION</u>	<u>ROUND</u>	<u>OUTCOME</u>
Mar. 7, 1993	Albany, NY (Knickerbocker Arena)	Semifinals	#1 Manhattan 71, #4 Siena 70
Mar. 6, 1994	Albany, NY (Knickerbocker Arena)	Semifinals	#2 Manhattan 68, #3 Siena 65
Mar. 1, 1998	Albany, NY (Pepsi Arena)	Semifinals	#3 Siena 77, #7 Manhattan 71
Mar. 3, 2001	Buffalo, NY (HSBC Arena)	Quarterfinals	#3 Siena 79, #6 Manhattan 76
Mar. 3, 2007	Bridgeport, CT (Arena at Harbord Yard)	Quarterfinals	#4 Siena 75, #5 Manhattan 72
Mar. 8, 2008	Albany, NY (Times Union Center)	Quarterfinals	#1 Siena 66, #8 Manhattan 58
Mar. 6, 2010	Albany, NY (Times Union Center)	Quarterfinals	#1 Siena 78, #9 Manhattan 61
Mar. 4, 2011	Bridgeport, CT (Arena at Harbor Yard)	First Round	#7 Siena 68, #10 Manhattan 66 (OT)
Mar. 3, 2012	Springfield, MA (MassMutual Center)	Quarterfinals	#6 Siena 84, #3 Siena 82 (OT)
Mar. 5, 2016	Albany, NY (Times Union Center)	Quarterfinals	#3 Siena 89, #6 Manhattan 76

Siena in the MAAC Tournament 31st Appearance

Overall:	39-25
In Atlantic City:	0-0
First Round:	5-2
Quarterfinals:	20-8
Semifinals:	9-11
Championship:	5-4
As #1 seed:	12-2
Vs. Manhattan:	8-2
Vs. #2 seed:	4-9
Vs. #3 seed:	2-2
Vs. #4 seed:	3-2
Vs. #5 seed:	6-2
Vs. #6 seed:	8-0
Vs. #7 seed:	2-1
Vs. #8 seed:	2-0
Vs. #9 seed:	5-0
Vs. #10 seed:	2-0
Vs. #11 seed:	0-0

If Siena Wins...

Advance to the MAAC Semifinals
vs. #4 Monmouth/#5 Quinnipiac
Friday at 6 p.m.

TV: ESPNNews
Radio: WGDJ 1300 AM/98.7 FM
(Radio pregame: 5:30 p.m.)

Season Results

Monmouth (2-0)

Jan. 3 at Siena 75, Monmouth 72
Mar. 6 Siena 86, at Monmouth 72

Quinnipiac

Jan. 26 at Siena 84, Quinnipiac 61
Feb. 26 Siena 84, Quinnipiac 77

MAAC Tournament Record Vs.

Canisius	5-3
Fairfield	7-1
Fordham	0-0
Holy Cross	0-0
Iona	0-10
La Salle	0-2
Loyola (MD)	1-1
Manhattan	8-2
Marist	6-0
Monmouth	1-0
Niagara	5-3
Quinnipiac	0-1
Rider	4-0
Saint Peter's	2-2

Siena in the MAAC Tournament

Siena is making the program's 31st appearance in the MAAC Tournament since joining the league in 1989-90

The Saints have won five titles (1999, 2002, 2008, 2009, 2010), which is tied with Manhattan for second most (Iona - 12)

Siena has posted an impressive 39-25 (.609) MAAC Tournament record, which is second only to Iona (57-26, .687)

The Saints are 39-15 (.722) in MAAC Tournament games against all programs outside of Iona (0-10)

Siena is the No. 1 seed in the MAAC Tournament for the sixth time (1991, 2000, 2008, 2009, 2010, 2020)

The Saints are 12-2 as the No. 1 seed and won nine straight

Siena has won its past three of five titles as the No. 1 seed (2008, 2009, 2010)

The Saints are playing in the MAAC Tournament outside of Albany for just the 11th time, and first since 2014 (Springfield, MA)

Siena is 10-9 in MAAC Tournament games played outside of the Capital Region

The Saints have only won one of their five MAAC Championships outside of Albany (Buffalo -1999)

Siena has posted a stellar 8-2 MAAC Tournament record vs. Manhattan

The Saints' eight MAAC Tournament wins over the Jaspers are their most vs. any program

With today's game, Siena will have played more MAAC Tournament games vs. Manhattan (11) than any other opponent

The Saints have won eight straight MAAC Tournament games against the Jaspers

Siena is 20-8 (.714) all-time in the MAAC Quarterfinals

The Saints are a perfect 6-0 vs. Manhattan in the quarterfinal round

Siena is 23-7 (.767) all-time in MAAC Tournament openers, and won 11 of their last 13

The Saints are a perfect 5-0 all-time in the MAAC Tournament vs. #9 seeds

Siena has won its five games vs. #9 seeds by an average of 15.4 points

SIENA IN THE MAAC TOURNAMENT

TEAM SINGLE-GAME RECORDS

Points	101, vs. Rider (Feb. 26, 1999)
Field Goals	34, vs. Rider (Feb. 26, 1999)
Field Goal Attempts	79, vs. Iona (Mar. 2, 1998)
Field Goal Percentage651 (28-43), vs. Rider (Mar. 9, 2019)
3-Point Field Goals	13, vs. Iona (Mar. 3, 1991)
	13, vs. Rider (Feb. 26, 1999)
3-Point Field Goal Attempts	36, vs. La Salle (Mar. 4, 1990)
3-Point Field Goal Percentage571 (12-21), vs. Rider (Mar. 9, 2019)
Free Throws	35, vs. Manhattan (Mar. 5, 2016)
Free Throw Attempts	45, vs. Manhattan (Mar. 5, 2016)
Free Throw Percentage913 (21-23), vs. La Salle (Mar. 4, 1990)
Rebounds	52, vs. Iona (Mar. 6, 2017)
Assists	25, vs. Fairfield (Mar. 8, 2009)
Steals	15, vs. Canisius (Feb. 28, 1998)
Blocks	8, vs. Niagara (Mar. 9, 2009)
	8, vs. Niagara (Mar. 4, 2002)

INDIVIDUAL SINGLE-GAME RECORDS

Points	36, Dwayne Archbold vs. Marist (Mar. 2, 2002)
Field Goals	12, Marc Brown vs. Iona (Mar. 3, 1991)
Field Goal Attempts	24, Marc Brown vs. Iona (Mar. 3, 1991)
Field Goal Percentage875 (7-8), Marcus Faison vs. Canisius (Feb. 28, 1998)
3-Point Field Goals	7, Nico Clareth vs. Monmouth (Mar. 5, 2017)
3-Point Field Goal Attempts	13, Jeff Robinson vs. La Salle (Mar. 4, 1990)
3-Point Field Goal Percentage	1.000 (3-3), Bryan Balservs. Fairfield (Mar. 5, 1994)
	1.000 (3-3), Isaiah Stewart vs. Manhattan (Mar. 1, 1998)
Free Throws	16, Doremus Bennerman vs. Fairfield (Mar. 5, 1994)
Free Throw Attempts	18, Doremus Bennerman vs. Fairfield (Mar. 5, 1994)
Free Throw Percentage	1.000 (8-8), Doremus Bennerman vs. Niagara (Mar. 7, 1992)
	1.000 (8-8), Doremus Bennerman vs. Manhattan (Mar. 7, 1993)
Rebounds	18, Ryan Rossiter vs. Rider (Mar. 7, 2010)
Assists	14, Ronald Moore vs. Fairfield (Mar. 8, 2009)
Steals	5, Marc Brown vs. Canisius (Mar. 2, 1991)
	5, Melvin Freeny vs. Canisius (Feb. 28, 1998)
Blocks	5, Javion Ogunyemi vs. Manhattan (Mar. 5, 2016)
	5, Brandon Walters vs. Manhattan (Mar. 3, 2012)
Minutes	45, Marc Brown vs. Iona (Mar. 3, 1991)

MAAC TOURNAMENT RESULTS (39-25)

1990 - Knickerbocker Arena (Albany, NY)

Mar. 3 - Quarterfinals	N2 Siena 71, N6 Canisius 53
Mar. 4 - Semifinals	S1 La Salle 106, N2 Siena 90

1991 - Knickerbocker Arena (Albany, NY)

Mar. 2 - Quarterfinals	#1 Siena 71, #9 Canisius 62
Mar. 3 - Semifinals	#4 Iona 95, #1 Siena 90 (OT)

1992 - Knickerbocker Arena (Albany, NY)

Mar. 7 - Quarterfinals	#3 Siena 87, #6 Niagara 57
Mar. 8 - Semifinals	#2 La Salle 84, #3 Siena 71

1993 - Knickerbocker Arena (Albany, NY)

Mar. 6 - Quarterfinals	#4 Siena 70, #5 Fairfield 61
Mar. 7 - Semifinals	#1 Manhattan 71, #4 Siena 70

1994 - Knickerbocker Arena (Albany, NY)

Mar. 5 - Quarterfinals	#3 Siena 84, #6 Fairfield 73
Mar. 6 - Semifinals	#2 Manhattan 68, #3 Siena 65

1995 - Knickerbocker Arena (Albany, NY)

Mar. 4 - Quarterfinals	#3 Saint Peter's 53, #6 Siena 45
------------------------	----------------------------------

1996 - Knickerbocker Arena (Albany, NY)

Mar. 2 - Quarterfinals	#1 Iona 71, #8 Siena 59
------------------------	-------------------------

1997 - Marine Midland Arena (Buffalo, NY)

Mar. 1 - Quarterfinals	#2 Canisius 84, #7 Siena 44
------------------------	-----------------------------

1998 - Pepsi Arena (Albany, NY)

Feb. 28 - Quarterfinals	#3 Siena 87, #6 Canisius 83 (OT)
Mar. 1 - Semifinals	#3 Siena 77, #7 Manhattan 71
Mar. 2 - Championship	#1 Iona 90, #3 Siena 75

1999 - Marine Midland Arena (Buffalo, NY)

Feb. 26 - Quarterfinals	#2 Siena 101, #7 Rider 73
Feb. 27 - Semifinals	#2 Siena 56, #6 Marist 55
Mar. 1 - Championship	#2 Siena 82, #5 Saint Peter's 67

2000 - Pepsi Arena (Albany, NY)

Mar. 4 - Quarterfinals	#1 Siena 82, #8 Canisius 71
Mar. 5 - Semifinals	#1 Siena 90, #5 Niagara 88
Mar. 6 - Championship	#2 Iona 84, #1 Siena 80

2001 - HSBC Arena (Buffalo, NY)

Mar. 3 - Quarterfinals	#3 Siena 79, #6 Manhattan 76
Mar. 4 - Semifinals	#2 Canisius 76, #3 Siena 64

2002 - Pepsi Arena (Albany, NY)

Mar. 1 - First Round	#7 Siena 77, #10 Saint Peter's 66
Mar. 2 - Quarterfinals	#7 Siena 82, #2 Marist 76
Mar. 3 - Semifinals	#7 Siena 83, #6 Fairfield 63
Mar. 4 - Championship	#7 Siena 92, #4 Niagara 77

2003 - Sovereign Bank Arena (Trenton, NJ)

Mar. 8 - Quarterfinals	#3 Siena 70, #6 Marist 68
Mar. 9 - Semifinals	#2 Fairfield 67, #3 Siena 63

2004 - Pepsi Arena (Albany, NY)

Mar. 5 - First Round	#6 Siena 73, #9 Marist 64
Mar. 6 - Quarterfinals	#6 Siena 66, #3 Fairfield 63
Mar. 7 - Semifinals	#2 Niagara 79, #6 Siena 74

2005 - HSBC Arena (Buffalo, NY)

Mar. 4 - First Round	#5 Iona 68, #10 Siena 51
----------------------	--------------------------

2006 - Pepsi Arena (Albany, NY)

Mar. 4 - Quarterfinals	#5 Saint Peter's 63, #4 Siena 62
------------------------	----------------------------------

2007 - Arena at Harbor Yard (Bridgeport, CT)

Mar. 3 - Quarterfinals	#4 Siena 75, #5 Manhattan 72
Mar. 4 - Semifinals	#4 Siena 86, #1 Marist 78
Mar. 5 - Championship	#2 Niagara 83, #4 Siena 79

2008 - Times Union Center (Albany, NY)

Mar. 8 - Quarterfinals	#1 Siena 66, #8 Manhattan 58
Mar. 9 - Semifinals	#1 Siena 65, #4 Loyola 63
Mar. 10 - Championship	#1 Siena 74, #2 Rider 53

2009 - Times Union Center (Albany, NY)

Mar. 7 - Quarterfinals	#1 Siena 77, #9 Canisius 52
Mar. 8 - Semifinals	#1 Siena 80, #5 Fairfield 65
Mar. 9 - Championship	#1 Siena 77, #2 Niagara 70

2010 - Times Union Center (Albany, NY)

Mar. 6 - Quarterfinals	#1 Siena 78, #9 Manhattan 61
Mar. 7 - Semifinals	#1 Siena 72, #5 Rider 62
Mar. 8 - Championship	#1 Siena 72, #2 Fairfield 65 (OT)

2011 - Arena at Harbor Yard (Bridgeport, CT)

Mar. 4 - First Round	#7 Siena 68, #10 Manhattan 66 (OT)
Mar. 5 - Quarterfinals	#2 Iona 94, #7 Siena 64

2012 - MassMutual Center (Springfield, MA)

Mar. 3 - Quarterfinals	#6 Siena 84, #3 Manhattan 82 (OT)
Mar. 4 - Semifinals	#2 Loyola 70, #6 Siena 60

2013 - MassMutual Center (Springfield, MA)

Mar. 8 - First Round	#9 Siena 70, #8 Marist 64
Mar. 9 - Quarterfinals	#1 Niagara 74, #9 Siena 62

2014 - MassMutual Center (Springfield, MA)

Mar. 8 - Quarterfinals	#4 Canisius 71, #5 Siena 65
------------------------	-----------------------------

2015 - Times Union Center (Albany, NY)

Mar. 5 - First Round	#8 Siena 71, #9 Niagara 54
Mar. 7 - Quarterfinals	#1 Iona 74, #8 Siena 71

2016 - Times Union Center (Albany, NY)

Mar. 5 - Quarterfinals	#3 Siena 89, #6 Manhattan 76
Mar. 6 - Semifinals	#2 Iona 81, #3 Siena 70

2017 - Times Union Center (Albany, NY)

Mar. 4 - Quarterfinals	#4 Siena 78, #5 Fairfield 66
Mar. 5 - Semifinals	#4 Siena 89, #1 Monmouth 85
Mar. 6 - Championship	#3 Iona 87, #4 Siena 86 (OT)

2018 - Times Union Center (Albany, NY)

Mar. 1 - First Round	#7 Quinnipiac 67, #10 Siena 58
----------------------	--------------------------------

2019 - Times Union Center (Albany, NY)

Mar. 9 - Quarterfinals	#5 Siena 87, #4 Rider 81
Mar. 10 - Semifinals	#1 Iona 73, #5 Siena 57

2020 - Jim Whelan Boardwalk Hall (Atlantic City, NJ)

Mar. 11 - Quarterfinals	#1 Siena vs. #9 Manhattan
-------------------------	---------------------------



The Series With Manhattan

103rd Meeting: Manhattan leads, 55-47



Neutral - 3-2
Division I - 41-38
MAAC - 29-32
MAAC Tournament - 8-2
Last Meeting - Siena 65, Manhattan 52
Feb. 16, 2020 - Albany, NY

Of Note

Siena has won six of the previous nine meetings
Seven of the past nine matchups between the programs have been decided by double figures
Manny Camper recorded double-doubles in each of the two regular season meetings, averaging 19.0 points and 11.5 rebounds
Carmen Maciariello is 1-1 vs. Manhattan
Steve Masiello is 9-11 vs. Siena

Last Meeting

Siena held Manhattan scoreless for 7:24 down the stretch
The Saints finished on a game-ending 14-2 run
Siena emerged victorious in its 600th all-time MAAC game
Camper paced the Saints with 16 points and 13 rebounds
Pauly Paulicap scored 10 of his 12 points in the second half for the Jaspers

Siena vs. the Metro Atlantic Athletic Conference



346-260 (.571) all-time overall in MAAC competition
307-235 (.566) all-time overall in MAAC Regular Season action
409-364 (.529) all-time overall vs. the other 10 programs which currently comprise the MAAC
Won at least a share of seven MAAC Regular Season Championships, and captured five MAAC Tournament titles (1999, 2002, 2008, 2009, 2010)



Siena vs. the MAAC

All-Time Regular Season
(31st Season)

Canisius	34-28
Fairfield	34-27
Fordham	1-1
Holy Cross	1-1
Iona	35-26
La Salle	3-2
Loyola (MD)	31-16
Manhattan	29-32
Marist	28-18
Monmouth	3-11
Niagara	36-25
Quinnipiac	8-5
Rider	28-16
Saint Peter's	36-27
TOTAL	307-235

	Tale of the Tape	
19-10*	Record	13-17
15-5*	MAAC	8-12
154*	NET	272
72.6*	Points	62.6
68.3	Opp Points	65.0
.459*	FG%	.398
.431	OPP FG%	.421
.356	3FG%	.307
.708	FT%	.621
36.3	Rebounds	34.5
13.2	Assists	12.9
13.1	Turnovers	14.2
3.1	Blocks	4.0
5.3	Steals	7.2

*Leads MAAC

Carmen Maciariello

Siena '01

First Season

19-10 (.655)



Siena Basketball alumnus named 18th head coach in program history on March 25th

41-year-old native of nearby Clifton Park completed first season as an assistant coach in second stint on staff last season

Helped guide Siena to a 17-16 overall record including an 11-7 mark in the MAAC last season

Saints' 17 wins tied for the most of any MAAC team, and the squad's nine-win improvement was tied for the 11th best turnaround nationally. Siena finished in a tie for second place in the MAAC - placing nine spots higher than their preseason poll prediction - which tied UT Arlington for the largest improvement nationally.

Served as coordinator for Siena defense last season which ranked 42nd nationally allowing 66.0 points per game, the third best mark during the program's 43-year Division I era. Earlier last season, Maciariello's defense held the opposition to 70 points or fewer for 15 straight games, marking the program's longest such streak in 26 years.

First entered the collegiate ranks as Siena's director of basketball operations during the 2005-06 season under the direction of 2017 Siena Athletics Hall of Fame inductee Fran McCaffery

Graduated cum laude from Siena in 2001, while helping guide the Saints to 20 wins and a share of the MAAC Regular Season Championship during his senior season, after having sat out the previous year per NCAA transfer regulations following his matriculation from the University of New Hampshire

Recently completed 11th season as a Division I assistant coach, which has included stops at Siena (2018-19), George Washington (2014-18), Boston University (2011-14), and Fairfield (2008-11)

Teams have made seven national postseason tournament appearances while averaging 20.5 wins and a .624 winning percentage, and has also helped guide his programs to a 124-70 (.639) conference mark and, including his time as an undergraduate at Siena, has won a conference regular season or postseason title at each school

2012 Capital District Basketball Hall of Fame inductee

1996 *Albany Times Union* Player of the Year at Shenendehowa High School

Married to wife, Laura, and has a two-year-old daughter, Reese (turns three Mar. 17)





QUICK HITS



Siena begins its quest for a sixth MAAC Tournament Championship

The Saints have won five MAAC Tournament Championships (1999, 2002, 2008, 2009, 2010)

Siena secured the program's eighth MAAC Regular Season Championship and fourth outright

Siena was projected to finish sixth according to the MAAC Preseason Coaches' Poll

The Saints have now won MAAC Regular Season Championships in 1990-91 (share), 1998-99 (share), 1999-00, 2000-01 (share), 2007-08 (share), 2008-09, 2009-10, and 2019-20 since joining the conference in 1989-90 (31 seasons)

Siena has clinched the MAAC's automatic bid to the NIT should they not win the MAAC Tournament Championship

The Saints enter the MAAC Tournament riding a nine-game winning streak which is tied for the third longest in program history

Overall, Siena has won 12 of its last 13, with its only loss coming on the road at second place Saint Peter's by five points

The Saints' nine-game win streak is the longest since winning a program record 15 straight from Dec. 23, 2009 - Feb. 8, 2010

Siena is allowing just 60.2 points during its nine-game win streak on just 39% shooting including only 26% from three

The Saints had allowed an average of 72.0 points on 45% shooting including 34% from three over their first 20 games

Three Siena players were named All-MAAC selections in **Jalen Pickett** (First Team - unanimous), **Manny Camper** (First Team), and **Elijah Burns** (Second Team)

This marks just the fifth time in 31 years that the Saints have boasted multiple first team All-MAAC honorees, and first since a league-record three following the 2009-10 season in **Alex Franklin** (Player of the Year), **Ronald Moore**, and **Ryan Rossiter**

Pickett won a league-high three MAAC Player of the Weeks (Dec. 30, Jan. 27, Feb. 24), while Burns added two (Dec. 23, Mar. 8)

Pickett was the first Siena player to win three MAAC Player of the Week awards since **Brett Bisping** also won three in 2015-16

Pickett was named a USBWA All-District II selection Tuesday, the Saints first honoree in 18 years

Pickett was named to both the Lou Henson Award Preseason and Midseason Watch Lists (top Division I mid-major player)

Pickett ranks seventh nationally in assist-to-turnover ratio (3.23), 20th in assists (6.0), and 24th in minutes (36.9)

Pickett also stands fourth in the MAAC in scoring (15.3), seventh in blocks (1.1), and tied for ninth in threes (57)

Pickett needs only 50 more points to become the 45th member of the Siena Basketball 1,000 Point Club

Should Pickett accomplish the feat this year, he would be the first Siena player to eclipse 1,000 points in his first two seasons

Only **Marc Brown** (979) and **Edwin Ubiles** (954) have scored more points in their first two seasons at Siena than Pickett (950)

The sophomore already ranks ninth all-time in program history in assists (389)

Pickett is averaging 7.7 assists over his last 14 games, while posting a 3.86 assist-to-turnover ratio (108-28)

Pickett was ranked the 25th best player in nation entering the 2019-20 season by ESPN's **John Gasaway**, 68th by NBC Sports'

Rob Dauster, and 69th by CBS Sports' **Matt Norlander**

Camper ranks 20th nationally in rebounding (10.4), 15th in defensive rebounding (7.62), and 25th in double-doubles (14)

Camper is averaging a double-double on the season as he also stands 11th in the MAAC in scoring (13.6)

Camper pulled down a career-high 19 rebounds on Nov. 20 at Yale, the most by a Siena player in nearly seven years since **OD**

Anosike grabbed 21 on Jan. 27, 2013 against Marist

The "power guard" had averaged just 3.9 rebounds over his first two seasons in 19.3 minutes per game

Burns leads the MAAC in FG% (.626) and ranks third in FT% (.859), seventh in scoring (14.6), and eighth in rebounding (5.9)

Burns has scored 19 points or more 10 times

Burns and Pickett were appointed team co-captains on Feb. 21

Of the 61 new Division I head coaches for the 2019-20 season, **Carmen Maciariello** was the only one to win his conference's regular season championship outright

The rookie head coach is also the first to lead Siena to an outright MAAC Regular Season Championship in his first season

Maciariello's 19 wins are second most for a first-year Siena coach (**Louis Orr** 20 in 2000-01, **Jimmy Patsos** 20 in 2013-14)

Siena is amongst teams also receiving votes in the latest CollegeInsider.com Mid-Major Top-25 Poll for the the second straight week

The Saints lead all MAAC schools and rank 39th overall with four votes

The Saints completed a perfect 14-0 season at the Times Union Center

Siena achieved its third undefeated home season in 23 years since making the full-time move downtown in 1997-98

The Saints previously posted perfect 17-0 marks in Albany during both the 2008-09 and 2009-10 seasons

Siena is one of just 13 remaining Division I teams who are unbeaten at home this season

The Saints averaged an 11.1-point margin of victory at home

Siena trailed for a total of just 14:09 over their final seven games at the Times Union Center

Burns averaged 18.2 points on 67% shooting, 50% from three, and 88% from the free throw line

The Saints' average home attendance of 6,228 marked the program's highest in four years (6,269 in 2015-16)

Siena's 14-game home win streak is the longest since winning a program record 38 straight from 2008-10

The Saints have won 15 straight regular season home games at the Times Union Center dating back to last season

Siena won five of its final six true road games including four straight following an 0-9 start on the road

The Saints' lone defeat during their hot stretch came by five points at current second-place team Saint Peter's

Siena snapped a nine-game road losing streak with an 87-64 rout of four-time defending MAAC Champion Iona Jan. 31

It marked the Saints' first road victory in 11 months, dating back to a 72-65 overtime triumph last Mar. 3 at Niagara

The 23-point victory marked Siena's biggest road win in a decade, since an 80-54 triumph at Rider on Feb. 26, 2010

The 23-point loss was Iona's largest home defeat in 13 years, dating back to a 79-53 loss vs. Marist on Feb. 11, 2007

With the win, Siena shedded the mantle of being the only DI team who was undefeated at home and winless on the road

Siena possesses the most potent offense in the MAAC

The Saints lead the conference in scoring (72.6), scoring margin (+4.2), and field goal percentage (.459)

Siena is averaging 8.0 more points per game this year than they did last season

The Saints also rank 62nd nationally shooting 35.6% from three

Siena boasts three of the top-11 and four of the top-18 scorers in the MAAC

Pickett ranks fourth in scoring (15.3), Burns is sixth (14.6), Camper is 11th (13.6), and **Donald Carey** 18th (11.4)

The quartet has combined to average 54.9 points per game, accounting for 76% of Siena's scoring output



QUICK HITS



Siena is 13-1 overall this season when allowing less than 70 points, and 18-3 when holding the opponent under 50% FG
The Saints are a stellar 6-2 in games decided by three points or less
Siena ranks 47th nationally in rebound margin (+4.6) and also averages 36.3 rebounds per game
The Saints ranked fifth worst nationally last season in rebounding (29.5) and 322nd out of 351 teams in rebound margin (-4.1)
Siena completed the program's first 7-1 February in 13 years since also going 7-1 in February 2007
The Saints' 7-1 February marked the program's best record in the month in 29 years, since going 8-1 in February 1991
Siena scored first in 13 straight games from Jan. 17 - Feb. 28
The Saints scored on their first possession 11 times during that stretch, and made their first field goal attempt seven times
Siena has posted at least one win on every day of the week this season
The Saints have been most prolific on Fridays with seven victories, posting a 7-2 record
Elijah Burns won the opening tip in 20 straight games in which he played, prior to losing the jump last Friday at Marist
Burns has won the opening tip in 22 of the 28 games in which he has taken it this season
The Saints were victorious in the program's 600th all-time MAAC contest on Feb. 16 vs. Manhattan (regular season and postseason)
Siena has now posted a 346-260 (.570) all-time MAAC record overall
The Saints secured the program's milestone 300th all-time MAAC Regular Season win on Feb. 14 vs. Rider
Now in their 31st season of MAAC competition, Siena has now posted a 307-235 (.566) all-time MAAC Regular Season record
The Saints rank third all-time in MAAC history in conference regular season wins, trailing only Iona (397) and Manhattan (310)
Siena joined the conference eight years after both the Gaels and Jaspers, and have played 102 fewer games than each
The Saints posted consecutive 23-point wins in victories over Quinnipiac and Iona to close out January
The wins matched the program's largest margin of victory since an 89-54 win over Manhattan on Dec. 4, 2015 in Albany
Siena started 2-0 MAAC play for the first time in a decade, dating back to a program-best 14-0 start during the 2009-10 season
The Saints posted a 17-13 overall record during the 2019 calendar year, the program's best mark since going 22-11 in 2010
The Saints finished with a 4-5 record in non-conference action
Siena went 4-0 at home to record the program's first undefeated record in non-conference play since also going 4-0 in 2015-16
The Saints went 3-1 against the Patriot League while playing three of the conference's top-four teams in the preseason poll
The Saints faced both of the Ivy League's Co-Regular Season Champions from a year ago on the road in Harvard and Yale
Both Xavier (18) and Harvard (75) were ranked in the Top-100 in Ken Pomeroy's preseason rankings
Siena has a pair of four-game homestands and also a four-game road trip this season
The four-game road trip was the program's first since Feb. 12-26, 2010
The four-game road trip matches the program's longest since playing five straight away from home Dec. 22, 1994 - Jan. 7, 1995
The Saints went a season long 14 days between their games Dec. 7 at Cal Poly and Dec. 21 vs. Bucknell
Siena played just four games in a 36-day span
Siena went a total of 39 days between its second and third home games of the season, Nov. 12 to Dec. 21
This was the longest in-season stretch between home games in the program's Division I history (1976-77)
Coppin State (42 days) is the only Division I team which has a longer stretch between home games this season
Siena routed American 96-80 in the season opener
The 96 points scored was the program's most in a season-opener in 35 years, dating back to a 110-64 thrashing of East Stroudsburg to tip off the 1984-85 campaign
The 16-point margin of victory was the largest in a season-opener since an 82-52 triumph over Boise State in Albany to start the 2008-09 MAAC Championship season, and the largest margin by a coach in his Siena debut since **Dan Cunha** in 1941-42
Siena was projected to finish sixth (11 teams) according to the MAAC Preseason Coaches' Poll
Only eight points separated the third through sixth spots in tight polling
Siena finished in a four-way tie for second place in the MAAC last season, after being predicted to finish last
Saints' nine-spot improvement from their preseason prediction was tied with UT Arlington for the best nationally
Siena returns two starters and 10 letterwinners from last year's team
The Saints welcomed back 41% of their scoring and 40% of their rebounding from a year ago
Three of the team's top-four scorers from last season either graduated or transferred
Siena welcomes five newcomers to the program this season, including four true freshmen
Illinois State transfer **Matt Hein** becomes the program's third-ever graduate transfer, dating back to last season
Highly touted transfers Burns (Notre Dame) and **Donald Carey** (Mount St. Mary's) are also set to don the Green and Gold for the first time after sitting out the 2018-19 season due to NCAA transfer regulations
A total of seven players and coaches from the 2019-20 roster hail from the Greater Capital Region
The Saints are under the direction of alumnus **Carmen Maciariello '01** who was named the program's 18th head coach Mar. 25
Maciariello is Siena's third different head coach in three seasons
Maciariello is the first alumnus to lead the program since **Bill Kirsch** (1972-82)
The Saints are looking to build off last season's 17-16 overall record which included an 11-7 mark in the MAAC
Siena's nine-win improvement from the previous year was tied for the 11th best turnaround nationally
The Saints' 17 wins were tied for the most of any MAAC team
Siena set program single-season records for both three-point makes (288) and attempts (849)
The Saints ranked amongst the national leaders in fewest fouls (14.0 - fourth), turnovers (9.8 - eighth), scoring defense (66.0 - 42nd), and assist-to-turnover ratio (1.28 - 50th)
Siena held the opposition to 70 points or fewer for 15 straight games from Dec. 22 - Feb. 13, marking the program's longest stretch since a 17-game streak from Dec. 8, 1992 - Feb. 10, 1993
The Saints committed 15 turnovers or fewer in all 33 games



OF NOTE



Last Time Out: Siena 86, Monmouth 72 (Mar. 6 - West Long Branch, NJ)

Siena shot 55% from the field and made 10 threes

Five Saints scored in double figures as part of a balanced offensive attack

The Saints held a commanding 43-27 rebounding advantage which led to a 17-4 margin in second chance points

Manny Camper (14 points, 18 rebounds) and **Jalen Pickett** (15 points, 11 assists) both posted double-doubles

By The Numbers



3

Number of different head coaches Siena has had the past three seasons

.624

New head coach **Carmen Maciariello's** win percentage in 11 years as an assistant

7

Number of Siena players and coaches who hail from the Greater Capital Region

6-2

Siena's record in games decided by three points or less

13

Consecutive games in which Siena scored first from Jan. 17 - Feb. 28

60.2

Average points per game Siena has allowed during its current nine-game win streak

+8.0

Improvement in Siena's scoring average from last season

96

Points scored vs. American, Siena's most in a season opener in 35 years

20

Consecutive games in which **Elijah Burns** won the opening tip earlier this season

13-1

Siena's record when holding the opposition to under 70 points

18-3

Siena's record when holding the opposition to under 50% shooting

10-1

Siena's record when four or more players score in double figures

7-2

Siena's record on Fridays

+8.7

Improvement in Siena's rebound margin from last season

19

Rebounds **Manny Camper** had at Yale on Nov. 20, the most by a Siena player in seven seasons

6,228

Siena's average home attendance this season, the program's highest in four years

12

Siena's rank for average attendance last season amongst all Northeast teams

19

Siena's rank for average attendance last season amongst all mid-major teams nationally

39

Days in-between Siena's second and third home games this season

41

Percentage of scoring Siena returns from last year

9

Siena's win improvement last year - tied for 11th best nationally

Points: Margin of Victory

1	2	3	4	5	6	7	8	9	10	11	12	13	14	15+
2	1	3	0	0	0	1	0	1	1	0	1	3	1	5

Points: Margin of Defeat

1	2	3	4	5	6	7	8	9	10	11	12	13	14	15+
1	0	1	1	1	0	0	1	0	2	1	1	0	0	1

INDIVIDUAL CAREER TOTALS*

	'19-'20	CAREER
DOUBLE DIGIT SCORING		
Jalen Pickett	25	51
Manny Camper	24	28
Elijah Burns	22	22
Donald Carey	19	19
Sammy Friday IV	2	5
Gary Harris, Jr.	4	4
Jordan King	3	3
Jimmy Ratliff	0	3
Kyle Young	2	2

40 POINT GAMES

Jalen Pickett	0	1
---------------	---	---

30 POINT GAMES

Jalen Pickett	0	1
---------------	---	---

20 POINT GAMES

Jalen Pickett	6	15
Manny Camper	4	5
Elijah Burns	4	4
Donald Carey	2	2

10 REBOUND GAMES

Manny Camper	16	18
Elijah Burns	4	4
Jalen Pickett	2	3
Sammy Friday IV	0	1

10 ASSIST GAMES

Jalen Pickett	3	8
---------------	---	---

TRIPLE DOUBLES

None
Last: Dec. 3, 2006 Kojo Mensah vs. UAlbany

DOUBLE DOUBLES

Manny Camper	14	14
Jalen Pickett	4	9
Elijah Burns	3	3
Sammy Friday IV	0	1

FIVE OR MORE THREES IN A GAME

Jalen Pickett	2	3
---------------	---	---

*At Siena

Team Leaderboard (Games)

Scoring: Burns (9), Pickett (8), Camper (7), Carey (7), Harris (1), King (1)

Rebounding: Camper (23), Burns (4), Carey (1), Harris (1), Pickett (1), Young (1)

Assists: Pickett (21), Carey (5), Camper (4), King (1)

Minutes: Pickett (14), Camper (13), Carey (3)

Double-Figures Scoring: Pickett (25), Camper (24), Burns (22), Carey (19), Harris (4), King (3), Friday (2), Young (2)

Double-Doubles: Camper (14), Pickett (4), Burns (3)

Siena and the Times Union Center

Siena is in its 30th season of competition at the Times Union Center, and 23rd since making the full-time move to downtown Albany in 1997-98

The Saints have ranked in the top-100 nationally in attendance in each of the past 22 seasons, coinciding with the program's full-time move to the TUC

Siena ranked 94th nationally out of 351 Division I programs in attendance last season, drawing an average of 5,767 fans over 16 home dates at the Times Union Center

Siena ranked 12th overall in the Northeast – and second amongst all Northeast mid-major teams – in average attendance last season, and stood 19th nationally amongst all mid-major programs in attendance

The Saints' average attendance last season out-drew power five conference schools Boston College, California, Oregon State, Stanford, USC, and Washington State, and exceeded the overall Division I national average of 4,659 by more than 1,000 fans

Siena has drawn a grand total of 2,554,577 fans (an average of 6,484) over 394 dates at the Times Union Center

The Saints welcomed their 2-millionth fan on Dec. 23, 2014 against Cornell, and have drawn crowds in excess of 10,000 on 33 occasions

Siena boasts a 262-132 (.665) all-time record at the Times Union Center, including a 247-110 (.692) mark since making the full-time move to the facility in 1997-98. The Saints won a program record 38 straight games at the Times Union Center from 2008-10.

In 2009-10, Siena established a new program record with 133,505 fans (an average of 7,853) for 17 home games, which ranked 66th nationally in tying for its highest national ranking ever (2002-03)

The Saints have hosted the MAAC Basketball Championships at the Times Union Center 20 times in their 30 years in the conference

2019-20 NCAA Individual Leaders (Through Monday)

Assist-to-Turnover Ratio

1.) Connor McCaffery	Iowa	4.59
2.) Grayson Murphy	Belmont	3.69
3.) Alex Hunter	Furman	3.55
4.) Pierre Cockrell III	Pacific	3.41
5.) Mitch Ballock	Creighton	3.39
6.) Wabissa Bede	Virginia Tech	3.31
7.) Jalen Pickett	Siena	3.23

2018-19 Attendance Northeast Rankings*

Team	Average Attendance
1.) Syracuse	21,992
2.) St. John's	9,798
3.) Providence	9,542
4.) Villanova	9,053
5.) Penn State	9,046
6.) UConn	8,652
7.) Seton Hall	8,507
8.) Pittsburgh	6,749
9.) Rutgers	6,240
10.) Temple	6,211
11.) Rhode Island	5,797
12.) SIENA	5,767

*The Northeast is comprised of the nine states Connecticut, Maine, Massachusetts, New Hampshire, New Jersey, New York, Pennsylvania, Rhode Island, and Vermont according to the United States Census Bureau



Siena Individual Career Records

Most Points in First Two Seasons at Siena

1.) Marc Brown	1987-89	979
2.) Edwin Ubiles	2006-08	954
4.) Jalen Pickett	2018-20	950

Points Per Game

1.) Fred Shear	1970-73	20.3
2.) Marc Brown	1987-91	18.6
3.) Bob Hermann	1967-70	18.0
4.) Steve Walters	1972-76	17.3
5.) Doremus Bennerman	1990-91	16.9
6.) Mike Seymour	1967-70	16.2
7.) Mark Palinski	1964-67	16.1
8.) Jalen Pickett	2018-pres.	15.6

Assists Per Game

1.) Marc Brown	1987-91	6.5
2.) Jalen Pickett	2018-pres.	6.4

Assists

1.) Ronald Moore	2006-10	823
7.) Michael Catino	1978-80	426
8.) Scott Knapp	1997-01	393
9.) Jalen Pickett	2018-pres.	389



PLAYER QUICK HITS



Previous Starters

F - #1 Elijah Burns

Second Team All-MAAC selection was two-time MAAC Player of the Week (Dec. 23, Mar. 8)
 Team co-captain leads the MAAC in field goal percentage (.626)
 Also ranks third in the MAAC in free throw percentage (.859), sixth in scoring (14.6), and eighth in rebounding (5.9)
 One of 10 MAAC seniors named to the Dos Equis 3X3U National Championship Watch List
 Scored a career-high 28 points on 10-13 shooting in just 24 minutes in victory over Bucknell (Dec. 21)
 Scored 19 points or more in a game 10 times, and posted three double-doubles
 Graduate transfer set to suit up for lone season in the Green and Gold in 2019-20
 Enrolled in Siena College's new MBA program, and is pursuing his graduate degree in strategic management
 Notre Dame transfer officially joined Siena on Dec. 17, 2018, and sat out remainder of season due to NCAA transfer rules
 Appeared in 44 games over three-plus seasons with the Irish, averaging 2.2 points and 2.1 rebounds spanning 9.0 minutes
 Saw action in four games (one start) prior to transfer last season, averaging 5.3 points and 3.8 rebounds over 11.3 minutes
 Helped lead United States U18 team to the silver medal at the 2014 Albert Schweitzer Tournament in Germany
 Starred on local AAU circuit for the Albany City Rocks (2012-14), which he helped guide to consecutive top-three finishes at the national championships - second place in 2014, and third place in 2013

G/F - #3 Manny Camper

First Team All-MAAC selection
 Ranks 20th nationally in rebounding (10.4), 15th in defensive rebounding (7.6), and 25th in double-doubles (14)
 Co-captain also ranks 10th in the MAAC in field goal percentage (.477), and is adding 13.6 points to average a double-double
 Posted career-highs of 22 points and 19 rebounds at Yale (Nov. 20)
 Most rebounds by a Siena player in nearly seven years since **OD Anosike** grabbed 21 on Jan. 27, 2013 at Marist
 Averaged 6.4 points and 5.4 rebounds spanning 26.2 minutes of action in 29 games (22 starts) last season
 Named the North Bayside Player of the Year each of his final two seasons while starring at Kent County High School
 Four-year varsity starter scored 1,951 career points
 Member of the National Honor Society was ranked in the top-10 of his high school graduating class and was the recipient of a Dr. Martin Luther King, Jr. Humanitarian Award

G - #2 Gary Harris, Jr.

Named MAAC Rookie of the Week (Dec. 9) after posting season-highs of 16 points and six rebounds at Cal Poly (Dec. 7)
 High flying freshman has started in 11 of the team's last 12 games (Siena has posted a 10-1 record)
 Scored in double figures four times
Carmen Maciariello's first official signing after being promoted to head coach
 Enjoyed breakout performance at Adidas Gauntlet in April 2019, competing for the Cali Rebels AAU team
 Averaged 17.3 points over seven games at the Adidas Gauntlet Premiere Showcase, while shooting 54% from the field including an even 50% from three
 Scored 31 points and added seven rebounds vs. Play Ball Nation YIIS in the Adidas Gauntlet, and tallied 26 points on the strength of 7-11 shooting from three vs. Marcus Smart
 Named First Team All-Prep Elite Conference after averaging 18 points and eight rebounds during 2018-19 season for Middlebrooks Academy
 Played high school basketball at Frederick K.C. Price III Christian High, averaging 21.5 points, 8.3 rebounds, 2.2 assists, 2.5 steals, and 1.4 blocks on his way to earning All-California Interscholastic and Team MVP acclaim during the 2017-18 season

G - #0 Donald Carey

Scored season-high 22 points in victory over Holy Cross (Dec. 29)
 Has scored in double figures 19 times
 Mount St. St. Mary's transfer now eligible to play after sitting out last season due to NCAA transfer regulations
 Started all 32 games during his freshman season at the Mount
 Averaged 9.0 points and ranked 11th in the Northeast Conference in both assists (3.4) and assist-to-turnover ratio (1.27)
 Cousin, **Kyle Anderson** currently plays for the Memphis Grizzlies
 Older brother, **Jamall Robinson** played at both Hofstra and LIU Brooklyn

G - #22 Jalen Pickett

Unanimous First Team All-MAAC selection and USBWA All-District II honoree
 Lou Henson Award Preseason and Midseason Watch List selection (top Division I mid-major player)
 Three-time MAAC Player of the Week (Dec. 30, Jan. 27, Feb. 24) was named Lou Henson National Player of the Week Dec. 30
 Ranks seventh nationally in assist-to-turnover ratio (3.23), 20th in assists (6.0), and 24th in minutes (36.9)
 Also ranks fourth in the MAAC in scoring (15.3), seventh in blocks (1.1), and tied for ninth in threes (57)
 Sophomore is just 50 points away from 1,000, and already ranks ninth in program history with 389 assists
 Averaging 7.7 assists and 3.86 assist-to-turnover ratio (108/28) over his last 14 games
 Posted double-double with 17 points and 10 rebounds and added eight assists (zero turnovers) in 55 minutes at Yale (Nov. 20)
 2019-20 MAAC Preseason Player of the Year and Preseason First Team All-MAAC selection
 First Saint to be voted MAAC Preseason Player of the Year in nine years since **Ryan Rossiter** in 2010-11
 First true sophomore to be Preseason First Team All-MAAC since Iona's **Schadraf Casimir** in 2015-16
 Ranked the 25th best player in college basketball for this season by ESPN's **John Gasaway**, 68th by NBC Sports' **Rob Dauster**, and 69th by CBS Sports' **Matt Norlander**

Declared as early entrant for 2019 NBA Draft, and was invited to and participated in the inaugural NBA G League Elite Camp as well as pre-draft workouts with several NBA teams before withdrawing to return to Siena

2018-19 Siena College Male Student Athlete and Rookie of the Year
 Unanimous 2018-19 MAAC Rookie of the Year and MAAC All-Rookie Team selection
 League record 11-time MAAC Rookie of the Week also tied for second most overall in NCAA Division I history (12 - **Jared Sullinger**; Ohio State - Big Ten, 2010-11)

One of 30 Division I finalists nationally for the 2019 Kyle Macy Award (top freshman in college basketball)
 Second freshman in MAAC history (**Lionel Simmons**; La Salle, 1986-87) to earn First Team All-MAAC honors
 NABC District 1 First Team selection (first freshman in program history)
 ECAC Rookie of the Year (first in program history) and Second Team All-ECAC
 Named CBS Sports/USBWA National Freshman of the Week on Feb. 19
 Swept MAAC weekly honors on Dec. 3 - fourth league freshman in past 33 years to be named MAAC Player of the Week
 MAAC All-Tournament Team selection
 Set Siena freshmen records for both scoring (521) and steals (66), while also achieving the fourth-highest single-season assist total overall (221) in school history
 Ranked ninth nationally and third amongst Division I freshmen in assists (6.7)
 Stood 22nd nationally and fourth amongst Division I freshmen in assist-to-turnover ratio (2.76)
 Was 35th nationally and fourth amongst Division I freshmen in steals (2.0)
 Led the MAAC overall in both assists and assist-to-turnover ratio, ranked second in steals, fourth in blocks (0.9), and seventh in scoring (15.8)
 Scored in double figures 26 times, highlighted by eight 20-point performances, and added five double-doubles
 Erupted for 46 points (second highest single-game total in program history) and 13 assists vs. Quinnipiac (Feb. 17) to become just the second player nationally this century with 45-plus points and 10-plus assists in a game
 Posted first collegiate double-double with 27 points and 13 assists at Hofstra (Nov. 28) to become first Division I player nationally during the 2018-19 season to reach those marks
 Swiped seven steals vs. Colgate (Nov. 24), the most by a Saint since **Clarence Jackson** also had seven on Jan. 4, 2010



PLAYER QUICK HITS



Reserves (Listed Numerically)

G - #5 Matt Hein

Appeared in each of first 28 games before missing last two games (appendectomy)

Started each of team's first 15 games donning the Green and Gold

Posted season-highs of nine points in consecutive home games to begin January

Illinois State graduate transfer will have one season of eligibility with the Saints in 2019-20

Third-ever graduate transfer in program history - joining **Braedon Bayer** and **Elijah Burns** from last year - and is enrolled in Siena College's new MBA program

Appeared in 65 games including 14 starts over three seasons at Illinois State (red-shirted as freshman), averaging 2.5 points and 1.5 rebounds spanning 15.5 minutes per game

Made 18 appearances including one start, and averaged 1.6 points, 1.4 rebounds, and 1.5 assists in 15.3 minutes of action last season for Illinois State

Brother, **Daouda (David) N'Diaye**, played with Hein for three seasons at Illinois State, and now plays for Southern Utah

Uncle, **Stu Hein**, is 1990 Ohio State Hall of Fame inductee (baseball)

F- #12 Kyle Young

Appeared in 17 of the last 19 games after having seen action in just four of the first 10 games

Averaged 5.4 points on 55% shooting and 3.8 rebounds in 12.5 minutes over eight-game span from Jan. 5-31

Posted season-high 12 points off the bench in win at Iona (Jan. 31)

Was first commitment in the Saints' Class of 2023

Named a 2019 Pennsylvania Sports Writers Class 4A Third Team selection after averaging 13.9 points and leading Bethlehem Catholic to a 26-4 record

Tied for team-high with 14 points in 2018 PIAA Class 4A State Semifinals and led squad to 28-4 record and an Eastern Pennsylvania Conference and District 11 Class 4A Championship his junior season

Played AAU for the Jersey Shore Warriors, which also produced recent Siena stars **Ryan Rossiter** and **Rob Poole**

Has an older brother, Ryan, who plays basketball at Northwestern, and an older sister, Jordan, who plays volleyball at George Washington

G - #13 Ben Diamond

Seen action in only five games so far this season, logging seven total minutes

Former team manager is in third season on the active roster as a walk-on

Two-time MAAC All-Academic Team selection

Appeared in seven career games over first two seasons, logging six minutes

Recipient of the 2015 Team Courage Award, NewsChannel 13 Scholar Athlete Award, and 2016 Ray Holmes Memorial Award

G - #14 Jordan King

Averaging 4.7 points in 17.8 while coming off the bench for 27 of 29 games

Averaging 7.4 points while shooting 56% from three (20-36) in 10 MAAC road contests

Posted season-high and team-high 13 points off the bench in win at Iona (Jan. 31)

Albany product who starred locally on both the high school and AAU circuits

2019 Suburban Council Player of the Year while starring for Christian Brothers Academy

Averaged 24.1 points, 4.5 assists, and 4.3 rebounds while also earning Albany Times Union Large School First Team honors his senior season

One of just seven players in CBA history to eclipse 1,000 career points

Played AAU for the Albany City Rocks and Mass Rivals

G - #15 Robert Mahala

Appeared in first six collegiate games this season, logging 10 total minutes

Sophomore scored first collegiate basket vs. Quinnipiac (Jan. 26)

Did not see any action last season as a freshman

Earned three varsity letters and was a two-year starter at Christian Brothers Academy

Averaged 9.8 points as a senior, and was selected to play in New Jersey's North-South Senior All-Star Game

Father, Bobby, played college basketball at Wagner

Cousin, **Kevin Mahala**, was drafted by the Pittsburgh Pirates in 2016



PLAYER QUICK HITS



Reserves (Continued)

#20 - Denzel Tchougang

Has missed entirety of season so far due to stress fracture in foot
Transfer from Cypress College (CA) set for second of three seasons of eligibility with Siena
Appeared in 20 straight contests after being a DNP (coaches decision) the first eight games last season
Scored season-high four points vs. Cal Poly (Dec. 29)
Appeared in 27 games (23 starts) at Cypress last season, averaging 2.4 points and 2.6 rebounds in 9.6 minutes of action
Played five years of club basketball in Geneva
Swiss U19 Vice Champion

G - #24 Jimmy Ratliff

Appeared in each of first seven games, averaging 8.0 minutes per contest, before being a DNP - Coaches' Decision in last 22
North Alabama transfer and walk-on set for second season in the Green and Gold
Averaged 3.0 points and 1.6 rebounds spanning 16.6 minutes of action in 20 games (one start) last season
Missed 12 games during the middle of the season after suffering a fractured left pinky at Saint Peter's (Jan. 3)
Scored in double figures three times, highlighted by 16-point performance on 5-7 shooting including 4-6 from three at St. Bonaventure (Dec. 5)
Played one season of prep basketball at Kingston Academy in Cincinnati, where he averaged 16 points and seven rebounds

F - #30 Luke Sutherland

Seen action in seven games, playing 34 total minutes
Named Mr. Basketball CNY
All-State and First Team SCAC Metro All-League selection his senior season as West Genesee
Averaged 20.2 points, 8.3 rebounds, 2.3 assists, and 2.3 blocks, while being named an NYSSWA Class AA All-State, All-Central New York, and SCAC Metro First Team selection his junior year
Played club basketball for NY Jayhawks

G - #33 Georges Darwiche

Made season debut Jan. 17 at Canisius, one of only four appearances to date
Missed start of season due to injury and didn't return to active roster until mid-December
Had made first 10 collegiate starts prior to being a DNP (coaches decision) Jan. 26
Tallied season-high nine points in road win at Marist (Jan. 11)
Member of Romania's National Team
Averaged 3.7 points and 1.7 assists over 18.9 minutes in three games at the FIBA World Cup 2019 European Qualifiers
Led Romania's U20 squad to the 2017 European Championship B Division crown, while averaging 7.0 points
Guided the U18 squad to a Romanian League Championship in 2016 while earning Tournament MVP honors
Played four seasons for Steaua CSM EximBank Bucuresti in Romania's top league, Divizia A
Appeared in 44 games (38 starts) during the 2017-18 season with Steaua CSM EximBank Bucuresti, averaging 3.0 points and 1.5 assists, and posted a 2.37-to-1 assist-to-turnover ratio while shooting 40% from three spanning 14.6 minutes per game

F - #35 Sammy Friday IV

Senior posted season-highs of 10 points and five rebounds in fifth career start vs. Saint Peter's (Jan. 9)
Averaging 3.8 points and 2.5 rebounds in 10.0 minutes of action off the bench
Ruled out for the remainder of the 2018-19 season after undergoing surgery for torn meniscus on Dec. 21, 2018
Was averaging 6.4 points over just 14.7 minutes spanning first nine appearances prior to injury
Appeared in 25 games and made first three career starts last season, averaging 2.5 points and 2.4 rebounds in 7.6 minutes
Posted career-highs of 15 points and 15 rebounds in 24 minutes off the bench at Louisville sophomore season (Dec. 6, 2017)
Arrived at Siena following a postgraduate year at St. Andrew's School in Rhode Island
Averaged 12 points and eight rebounds while leading St. Andrew's School to a 21-10 record
Younger brother, Tyler, was a four-star recruit who is a sophomore defensive lineman on the Ohio State football team

Siena Basketball Class of 2024



Siena Basketball Head Coach **Carmen Maciariello** has announced his first official signings for the Saints' Class of 2024. **Aidan Carpenter, Colin Golson, and Bennett Kwiecinski** have all committed to Siena during the early signing period, and will enroll at the College next fall.

"In this class we looked to add versatility, and our three incoming Saints will be able to thrive in both our offensive and defensive systems," said Maciariello. "They all embody what we look for in a Siena Saint."

A 6-5, 185-pound guard, Carpenter is ranked the No. 1 recruit in Maine and No. 22 overall in the New England Class of 2020 according to the New England Recruiting Report. The Hamden, Connecticut native, who is playing for Dan Haynes at Lee Academy in Maine this year, was named the NEPSAC Player of the Year after averaging 24 points and five assists while leading Hyde School in Bath, Maine to the NEPSAC Class C Title last season. Carpenter plays his AAU basketball for Rhode Island Elite under the direction of coach Nick Light.

"Aidan is a big guard who can play either on or off the ball," explained Maciariello. "He has tremendous quickness, and thrives running the wing or pushing the ball. Defensively, he can guard multiple positions."

A 6-7, 235-pound forward from Detroit, Golson is set to suit up for Ferndale High and coach Juan Rickman this season after transferring from East English Village. He plays AAU for coach DeJon Curd of the REACH Legends.

"Colin is a big, athletic forward with a seven-foot wingspan," described Maciariello. "He can defend all positions on the court, and will add grit and power to our frontcourt."

A 6-8, 205-pound forward out of Wilmette, Illinois, Kwiecinski was named a Top-15 prospect in the Class of 2020 by the City/Suburban Hoops Report in Chicago. He attends Loyola Academy, where he averaged 13.7 points, 6.7 rebounds, and 1.8 blocks last season under the direction of Tim Livatino. Kwiecinski, who plays AAU for the Illinois Wolves and coach Mike Mullins, has a twin brother, Jordan, who also recently committed to playing Division I basketball at Drake University.

"Bennett will be able to play the three or four for us, and has a tremendous basketball IQ," noted Maciariello. "We love big wings, and he will provide us with a workmanlike approach to the game. He has the ability to stretch the defense with his shot, as well as put it on the floor."

"We welcome these young men and their families to our program," added Maciariello. "They are all special people who commit to being the best they can be daily."

The Last Time

Siena scored 100 points in a game: Siena was defeated by Quinnipiac 107-100 in triple overtime on Feb. 17, 2019 at the Times Union Center. It marked the Saints' first 100-point effort in 16 years since a 100-69 win over Saint Peter's on Mar. 1, 2003.

Siena allowed 100 points in a game: Yale defeated Siena 100-89 in triple overtime on Nov. 20, 2019 in New Haven

Siena won an overtime game: Siena defeated Niagara 72-65 in overtime in the 2018-19 regular season finale on Mar. 3, 2019 in Niagara University, New York

Siena lost an overtime game: Yale defeated Siena 100-89 in triple overtime on Nov. 20, 2019 in New Haven

Siena was held to 40 points or fewer: St. Bonaventure defeated Siena 82-40 on Jan. 5, 2018 in Olean, NY

Siena held an opponent to 40 points or fewer: Siena defeated Manhattan 53-40 on Jan. 26, 2019 at the Times Union Center. It was the first time that the Saints held an opponent to 40 points or fewer since a 64-40 win at NJIT on Nov. 27, 2006.

Siena won by more than 30 points: Siena defeated Manhattan 89-54 at Times Union Center on Dec. 4, 2015

Siena lost by more than 30 points: St. Bonaventure defeated Siena 82-40 on Jan. 5, 2018 in Olean, NY

Five Siena players scored in double figures: Five Saints scored in double figures as Siena secured the program's eighth MAAC Regular Season Championship with an 86-72 victory in the regular season finale at Monmouth on Mar. 6, 2020 in West Long Branch, New Jersey

Siena grabbed more than 50 rebounds in a game: Siena pulled down 52 rebounds in a 100-89 triple overtime setback at Yale on Nov. 20, 2019 in New Haven

A Siena player scored 40 points or more in a game: Jalen Pickett posted the second highest single-game scoring total in program history, tallying 46 points in a 107-100 triple overtime loss to Quinnipiac on Feb. 17, 2019 at the Times Union Center

A Siena player scored 35 or more points in a game: Jalen Pickett posted the second highest single-game scoring total in program history, tallying 46 points in a 107-100 triple overtime loss to Quinnipiac on Feb. 17, 2019 at the Times Union Center

A Siena player scored 30 or more points in a game: Jalen Pickett posted the second highest single-game scoring total in program history, tallying 46 points in a 107-100 triple overtime loss to Quinnipiac on Feb. 17, 2019 at the Times Union Center

A Siena player grabbed 20 rebounds in a game: OD Anosike had 21 rebounds in Siena's 79-75 win over Marist on January 27, 2013.

Siena made 15 or more three-pointers in a game: The Saints connected on 15 three-pointers in a loss at Fordham on 11/24/01

A Siena player had 10 or more assists in a game: Jalen Pickett posted his second straight double digit assist game, dishing out 11 dimes as Siena clinched the MAAC Regular Season Championship at Monmouth on Mar. 6, 2020

A Siena player had seven or more steals in a game: Jalen Pickett swiped all seven of Siena's steals vs. Colgate on Nov. 24, 2018 at the Times Union Center

A Siena player had five or more blocks in a game: Javion Ogunyemi had five blocks in an 87-86 overtime defeat vs. Iona in the 2017 MAAC Championship Game

Siena failed to convert a free-throw: Siena went 0-2 from the free throw line in a 57-45 loss vs. Holy Cross on Nov. 18, 2018. Neither team made a free throw in the game, while combining for just three attempts. It marked the first time in 18 years - Dec. 10, 2000 at Marist (0-5) - that Siena failed to make a free throw

Siena failed to convert a 3-pointer: Siena missed all eight of its three-point attempts in an 80-73 loss vs. Canisius on Feb. 4, 2017 at the Times Union Center. It marked the second time in 20 games in which the Saints were held without a three, after having gone the previous 221 games without a miss.

Siena did not miss a free-throw: On Feb. 4, 2007 Siena went 11-for-11 from the free throw line against Saint Peter's

Siena player had a triple-double: Kojo Mensah had 20 points, 14 rebounds and 11 assists in Siena's 82-74 OT win over UAlbany (2/3/05)



Career Games Played/Started

	<u>Career Games</u>	<u>Career Starts</u>	<u>Consec. Games</u>	<u>Consec. Starts</u>
Sammy Friday IV	87	6	11	0
Manny Camper	74	53	47	33
Jalen Pickett	61	59	23	23
Donald Carey*	29	27	29	1
Gary Harris, Jr.	29	14	29	1
Jordan King	29	2	29	0
Elijah Burns*	28	28	16	16
Matt Hein*	27	15	0	0
Jimmy Ratliff*	27	1	0	0
Georges Darwiche	23	10	2	0
Denzel Tchougang*	21	0	0	0
Kyle Young	21	0	5	0
Ben Diamond	12	1	0	0
Luke Sutherland	7	0	0	0
Robert Mahala	6	0	1	0

*At Siena

Leads and Deficits

Most points	96 vs. American (Nov. 5)
Fewest points	52 at Marist (Feb. 28)
Most points allowed	100 at Yale (Nov. 20)
Fewest points allowed	49 vs. Fairfield (Feb. 7)
Biggest win	23 twice
Biggest loss	18 at #19 Xavier (Nov. 8)
Biggest lead	31 at Iona (Jan. 31)
Biggest deficit	27 at #19 Xavier (Nov. 8)
Biggest deficit overcome to win	13 vs. Canisius (Dec. 23)
Biggest lead lost	11 twice
Biggest halftime lead	23 vs. American (Nov. 5)
Biggest halftime deficit	17 at Manhattan (Jan. 12)
Biggest halftime deficit overcome to win	11 vs. Canisius (Dec. 23)
Biggest halftime lead lost	6 at Niagara (Jan. 19)
Most points in a half	54 (1st) vs. American (Nov. 5)
Fewest points in a half	19 (2nd) at Marist (Feb. 28)
Most points allowed in a half	50 (2nd) at Saint Peter's (Feb. 2)
Fewest points allowed in a half	17 (1st) vs. Rider (Feb. 14)

Record by Starting Lineup

<u>Starting Lineup</u>	<u>Record</u>
Camper - Burns - Hein - Carey - King	1-0
Camper - Burns - Hein - Carey - Pickett	5-7
Camper - Burns - Harris - Hein - Carey	0-1
Camper - Friday - Hein - Carey - Pickett	1-0
Camper - Burns - Harris - King - Pickett	0-1
Camper - Burns - Harris - Carey - Pickett	11-1
Friday - Burns - Camper - Diamond - Pickett	1-0

Siena's Record When...

Leading at halftime	15-3
Trailing at halftime	4-5
Tied at halftime	0-2
Leading with 5:00 left	19-1
Trailing with 5:00 left	0-9
Tied with 5:00 left	0-0
Overtime	0-1
SC shoots 50% or better from field	8-1
SC shoots between 40-49.9% from field	11-6
SC shoots under 40% from field	0-3
Opponent shoots 50% or better from field	1-7
Opponent shoots between 40-49.9% from field	10-3
Opponent shoots under 40% from field	8-0
SC outrebounds opponent	16-5
Opponent outrebounds SC	2-4
Tied in rebounds	1-1
SC records 10 or more steals	0-0
SC records 15 or more assists	6-2
SC commits 15 turnovers or fewer	16-6
SC commits more than 15 turnovers	3-4
SC commits fewer turnovers than opponent	9-4
SC commits more turnovers than opponent	10-6
Tie in turnovers	0-0
SC shoots 70% or better from the free throw line	12-3
SC shoots under 70% from the free throw line	7-7
SC scores 59 points or fewer	1-1
SC scores between 60-69 points	5-5
SC scores between 70-79 points	7-2
SC scores 80 points or more	6-2
Opponent scores 59 points or fewer	7-1
Opponent scores between 60-69 points	6-0
Opponent scores between 70-79 points	5-4
Opponent scores 80 points or more	1-5
Four or more Saints score in double figures	10-1
Playing in November	2-4
Playing in December	3-1
Playing in January	5-4
Playing in February	7-1
Playing in March	2-0
Playing on Monday	1-0
Playing on Tuesday	2-0
Playing on Wednesday	3-1
Playing on Thursday	1-1
Playing on Friday	7-2
Playing on Saturday	1-2
Playing on Sunday	4-4
Playing in the day time (11 AM-5 PM start)	4-5
Playing at night (5 PM or later start)	15-5
Televised games	19-8
SC plays at home	14-0
SC plays on the road	5-10
SC plays on a neutral court	0-0
SC plays west of Albany	0-5
SC plays east of Albany	0-1
SC plays north of Albany	0-0
SC plays south of Albany	5-4
Wearing white uniforms	10-0
Wearing green uniforms	2-9
Wearing gold uniforms	7-1

Quick Chart

Player Season and Career Highs (at Siena)

		2019-20	Career (at Siena)
0 Donald Carey	Points Rebounds Assists Steals Blocks	22 vs. Holy Cross 12/29/19 8 twice 6 vs. Quinnipiac 1/26/20 4 at Harvard 11/14/19 1 twice	Same Same Same Same Same
1 Elijah Burns	Points Rebounds Assists Steals Blocks	28 vs. Bucknell 12/21/19 13 twice 3 twice 2 three times 1 five times	Same Same Same Same Same
2 Gary Harris, Jr.	Points Rebounds Assists Steals Blocks	16 at Cal Poly 12/7/19 7 at Marist 2/28/20 2 twice 2 twice 2 four times	Same Same Same Same Same
3 Manny Camper	Points Rebounds Assists Steals Blocks	22 twice 19 at Yale 11/20/19 5 twice 3 at Manhattan 1/12/20 3 at Colgate 11/30/19	Same Same 5 four times 3 three times Same
5 Matt Hein	Points Rebounds Assists Steals Blocks	9 twice 4 three times 3 at Manhattan 1/12/20 2 three times 1 twice	Same Same Same Same Same
12 Kyle Young	Points Rebounds Assists Steals Blocks	12 at Iona 1/31/20 8 at Niagara 1/19/20 1 three times 3 at Marist 2/28/20 2 vs. Niagara 3/4/20	Same Same Same Same Same
13 Ben Diamond	Points Rebounds Assists Steals Blocks	- - - - -	3 at Saint Peter's 2/25/18 - - - -
14 Jordan King	Points Rebounds Assists Steals Blocks	13 at Iona 1/31/20 4 three times 3 twice 2 three times 1 at Iona 1/31/20	Same Same Same Same Same
15 Robert Mahala	Points Rebounds Assists Steals Blocks	2 vs. Quinnipiac 1/26/20 1 vs. Quinnipiac 1/26/20 - 1 vs. Quinnipiac 1/26/20 1 vs. Niagara 3/4/20	Same Same - Same Same
20 Denzel Tchougang	Points Rebounds Assists Steals Blocks	- - - - -	4 vs. Cal Poly 12/29/18 4 at St. Bonaventure 12/5/18 1 at Marist 1/11/19 - 1 twice
22 Jalen Pickett	Points Rebounds Assists Steals Blocks	27 vs. Rider 2/14/20 11 vs. Iona 2/19/20 12 vs. Niagara 3/4/20 3 three times 3 at Fairfield 2/23/20	46 vs. Quinnipiac 2/17/19 Same 13 twice 7 vs. Colgate 11/24/18 4 vs. Rider 3/9/19
24 Jimmy Ratliff	Points Rebounds Assists Steals Blocks	2 at Harvard 11/14/19 3 at Harvard 11/14/19 1 at #19 Xavier 11/8/19 - 1 at Colgate 11/30/19	16 at St. Bonaventure 12/5/18 5 at St. Bonaventure 12/5/18 2 at Robert Morris 12/8/18 3 at George Washington 11/8/18 1 five times
30 Luke Sutherland	Points Rebounds Assists Steals Blocks	3 vs. American 11/5/19 3 twice - 1 at Canisius 1/17/20 1 at Manhattan 1/12/20	Same Same - Same Same
33 Georges Darwiche	Points Rebounds Assists Steals Blocks	3 vs. Niagara 3/4/20 2 vs. Niagara 3/4/20 - - -	9 at Marist 1/11/19 2 four times 3 at George Washington 11/8/18 1 four times -
35 Sammy Friday	Points Rebounds Assists Steals Blocks	10 twice 6 at Monmouth 3/6/20 1 twice 1 five times 2 vs. Rider 2/14/20	15 at Louisville 12/6/17 15 at Louisville 12/6/17 1 eight times 1 seven times 2 three times

Official Basketball Box Score -- Game Totals -- Final Statistics

Siena vs Manhattan

01/12/20 2:00 pm at

Siena 69 • 7-7,3-2 MAAC

##	Player		Total		3-Ptr	FT-FTA	Rebounds			PF	TP	A	TO	Blk	Stl	Min
			FG-FGA	FG-FGA			Off	Def	Tot							
01	Elijah Burns	f	0-2	0-0		5-6	2	3	5	1	5	1	4	0	0	21
00	Donald Carey	g	4-6	2-3		0-0	0	1	1	3	10	1	5	0	0	25
03	Manny Camper	g	7-15	1-4		7-9	2	8	10	4	22	3	2	0	3	38
05	Matt Hein	g	1-4	1-1		0-0	1	1	2	0	3	3	2	0	0	17
22	Jalen Pickett	g	3-10	2-6		0-3	3	2	5	3	8	6	1	1	1	37
02	Gary Harris, Jr.		4-6	2-3		1-2	3	1	4	1	11	0	1	0	1	21
12	Kyle Young		0-0	0-0		0-0	0	4	4	1	0	1	0	0	1	15
14	Jordan King		2-7	2-5		2-2	0	0	0	3	8	0	1	0	2	14
30	Luke Sutherland		1-2	0-0		0-0	1	2	3	1	2	0	0	1	0	8
35	Sammy Friday IV		0-1	0-0		0-2	0	1	1	1	0	0	2	0	0	4
Team							0	2	2							
Totals			22-53	10-22		15-24	12	25	37	18	69	15	18	2	8	200

FG % 1st Half: 10-24 41.7% 2nd half: 12-29 41.4% Game: 22-53 41.5%
 3FG % 1st Half: 3-8 37.5% 2nd half: 7-14 50.0% Game: 10-22 45.5%
 FT % 1st Half: 8-12 66.7% 2nd half: 7-12 58.3% Game: 15-24 62.5%

Deadball
Rebounds
5

Manhattan 81 • 7-6,3-1 MAAC

##	Player		Total		3-Ptr	FT-FTA	Rebounds			PF	TP	A	TO	Blk	Stl	Min
			FG-FGA	FG-FGA			Off	Def	Tot							
14	Tyler Reynolds	f	6-16	4-12		0-0	0	2	2	2	16	4	1	0	0	34
33	Pauly Paulicap	f	3-10	0-0		0-3	3	4	7	3	6	1	0	0	1	17
04	Samir Stewart	g	4-5	3-4		4-4	0	1	1	2	15	2	1	0	2	21
12	Christian Hinckson	g	4-5	2-3		4-6	2	4	6	3	14	3	3	0	0	35
30	Elijah Buchanan	g	5-10	0-1		0-0	0	6	6	2	10	2	4	0	2	24
00	Warren Williams		3-3	0-0		0-0	1	1	2	2	6	0	1	1	0	20
03	Romar Reid		0-1	0-0		0-0	0	1	1	0	0	2	0	0	0	11
10	Nehemiah Mack		3-4	2-3		1-2	0	1	1	1	9	4	1	0	2	25
15	Michael Okafor		1-2	1-2		0-0	0	1	1	3	3	1	0	1	0	10
31	Adam Cisse		1-3	0-0		0-0	1	0	1	0	2	0	0	0	0	3
Team							2	1	3							
Totals			30-59	12-25		9-15	9	22	31	18	81	19	11	2	7	200

FG % 1st Half: 20-35 57.1% 2nd half: 10-24 41.7% Game: 30-59 50.8%
 3FG % 1st Half: 7-13 53.8% 2nd half: 5-12 41.7% Game: 12-25 48.0%
 FT % 1st Half: 1-3 33.3% 2nd half: 8-12 66.7% Game: 9-15 60.0%

Deadball
Rebounds
1,1

Officials: Andy O'Brien,Donnie Eppley,Clarence Armstrong

Technical fouls: Siena-None. Manhattan-None.

Attendance: 1657

2019-20 Men's Basketball. Round: 0. Manhattan vs Siena. Played at Draddy Gymna

Score by periods	1st	2nd	Total
Siena	31	38	69
Manhattan	48	33	81

Points	In Paint	Off T/O	2nd Chance	Fast Break	Bench
SIE	24	13	14	16	21
MC	28	24	3	13	20

Last FG - SIE 2nd-00:39, MC 2nd-02:00.
 Largest lead - SIE None, MC by 26 2nd-11:28.
 SIE led for 00:00. MC led for 39:16. Game was tied for 00:44.

Score tied - 0 times.
 Lead changed - 0 times.

Official Basketball Box Score -- Game Totals -- Final Statistics

Manhattan vs Siena

02/16/20 2:00 pm at Albany, NY

Manhattan 52 • 11-12,7-7 MAAC

##	Player		Total	3-Ptr	Rebounds						PF	TP	A	TO	Blk	Stl	Min
			FG-FGA	FG-FGA	FT-FTA	Off	Def	Tot									
33	Pauly Paulicap	f	6-13	0-0	0-1	2	4	6	2	12	1	0	3	0		29	
04	Samir Stewart	g	4-8	1-2	0-0	0	0	0	3	9	1	1	0	0		31	
12	Christian Hinckson	g	1-7	0-1	1-2	2	5	7	1	3	0	2	0	0		27	
23	Tykei Greene	g	3-6	0-3	4-4	1	7	8	1	10	1	3	0	0		34	
30	Elijah Buchanan	g	5-14	1-5	0-2	1	4	5	4	11	3	4	0	2		30	
00	Warren Williams		1-5	0-0	0-0	0	1	1	3	2	0	1	1	0		11	
10	Nehemiah Mack		0-0	0-0	0-0	0	1	1	3	0	1	1	0	1		16	
14	Tyler Reynolds		1-2	0-1	0-0	2	2	4	0	2	1	0	0	1		18	
15	Michael Okafor		1-1	1-1	0-0	0	1	1	0	3	0	1	0	0		4	
31	Adam Cisse		0-0	0-0	0-0	0	0	0	0	0	0	0	0	0		0+	
Team						1	1	2									
Totals			22-56	3-13	5-9	9	26	35	17	52	8	13	4	4		200	

FG % 1st Half: 12-27 44.4% 2nd half: 10-29 34.5% Game: 22-56 39.3%
 3FG % 1st Half: 3-5 60.0% 2nd half: 0-8 0.0% Game: 3-13 23.1%
 FT % 1st Half: 3-4 75.0% 2nd half: 2-5 40.0% Game: 5-9 55.6%

Deadball
Rebounds
1

Siena 65 • 13-10,9-5 MAAC

##	Player		Total	3-Ptr	FT-FTA	Rebounds			PF	TP	A	TO	Blk	Stl	Min
			FG-FGA	FG-FGA		Off	Def	Tot							
01	Elijah Burns	f	4-10	1-2	0-0	1	6	7	3	9	0	0	0	1	24
00	Donald Carey	g	3-6	1-3	2-5	0	3	3	0	9	0	1	0	0	31
02	Gary Harris, Jr.	g	3-5	0-1	1-2	2	2	4	1	7	1	0	1	2	21
03	Manny Camper	g	6-16	0-0	4-6	4	9	13	4	16	2	4	1	1	37
22	Jalen Pickett	g	5-10	0-3	0-0	0	2	2	1	10	8	2	2	1	38
05	Matt Hein		2-2	0-0	0-0	1	3	4	3	4	2	0	0	0	19
14	Jordan King		0-1	0-1	0-0	0	0	0	0	0	1	1	0	0	14
35	Sammy Friday IV		5-7	0-0	0-2	1	2	3	2	10	0	0	1	0	16
	Team					0	1	1							
Totals			28-57	2-10	7-15	9	28	37	14	65	14	8	5	5	200

FG % 1st Half: 14-28 50.0% 2nd half: 14-29 48.3% Game: 28-57 49.1%
 3FG % 1st Half: 1-6 16.7% 2nd half: 1-4 25.0% Game: 2-10 20.0%
 FT % 1st Half: 6-13 46.2% 2nd half: 1-2 50.0% Game: 7-15 46.7%

Deadball
Rebounds
2

Officials: Michael Nardone,Michael Palau,Brandon Cruz

Technical fouls: Manhattan-None. Siena-None.

Attendance: 7146

2019-20 Men's Basketball. Round: 0. Manhattan vs Siena. Played at Times Union

Score by periods	1st	2nd	Total
Manhattan	30	22	52
Siena	35	30	65

	In	Off	2nd	Fast	
Points	Paint	T/O	Chance	Break	Bench
MAN	32	7	12	0	7
SIE	46	12	10	8	14

Last FG - MAN 2nd-02:06, SIE 2nd-00:28.

Largest lead - MAN None, SIE by 13 2nd-00:28.

MAN led for 00:00. SIE led for 39:15. Game was tied for 00:45.

Score tied - 2 times.

Lead changed - 0 times.

2019-20 Siena College Basketball
Siena Combined Team Statistics (as of Mar 06, 2020)
Conference games only

RECORD:	OVERALL	HOME	AWAY	NEUTRAL
ALL GAMES	15-5	10-0	5-5	0-0
CONFERENCE	15-5	10-0	5-5	0-0
NON-CONFERENCE	0-0	0-0	0-0	0-0

#	Player	gp-gs	min	avg	Total	3-Point	F-Throw	Rebounds		pf	dq	a	to	blk	stl	pts	avg
					fg-fga	fg%	3fg-fga	3fg%	ft-fa	ft%	off	def	tot	avg			
22	Jalen Pickett	20-20	731	36.5	116-248	.468	43-111	.387	25-40	.625	21	68	89	4.5	35	0	136
03	Manny Camper	20-20	707	35.3	93-199	.467	8-32	.250	85-121	.702	55	145	200	10.0	55	0	48
01	Elijah Burns	19-19	478	25.2	84-132	.636	10-16	.625	87-98	.888	31	79	110	5.8	48	0	14
00	Donald Carey	20-18	594	29.7	70-171	.409	37-93	.398	22-30	.733	10	45	55	2.8	32	1	42
02	Gary Harris, Jr.	20-13	439	22.0	44-99	.444	10-37	.270	20-39	.513	22	42	64	3.2	32	1	9
14	Jordan King	20-1	347	17.4	33-85	.388	25-58	.431	4-5	.800	3	14	17	0.9	32	1	11
35	Sammy Friday IV	18-2	175	9.7	27-47	.574	0-0	.000	19-34	.559	17	23	40	2.2	24	0	0
12	Kyle Young	17-0	147	8.6	19-42	.452	0-0	.000	17-27	.630	17	32	49	2.9	21	0	3
05	Matt Hein	18-6	334	18.6	20-46	.435	4-14	.286	4-4	1.000	8	22	30	1.7	37	0	11
33	Georges Darwiche	4-0	18	4.5	1-4	.250	1-4	.250	0-0	.000	1	2	3	0.8	4	0	0
30	Luke Sutherland	3-0	17	5.7	1-5	.200	0-3	.000	0-0	.000	1	2	3	1.0	1	0	0
15	Robert Mahala	4-0	8	2.0	1-2	.500	0-1	.000	0-0	.000	1	0	1	0.3	0	0	0
13	Ben Diamond	3-1	5	1.7	0-2	.000	0-1	.000	0-0	.000	0	0	0	0.0	1	0	0
Team											20	26	46			16	
Total.....		20	4000		509-1082	.470	138-370	.373	283-398	.711	207	500	707	35.3	322	3	274
Opponents.....		20	4000		483-1151	.420	120-389	.308	236-306	.771	190	429	619	31.0	354	4	219

TEAM STATISTICS	SIE	OPP	Date	Opponent	Score	Att.		
SCORING	1439	1322	*	12/23/19	CANISIUS	w	73-72	5804
Points per game	71.9	66.1	*	01/03/20	MONMOUTH	w	75-72	6273
Scoring margin	+5.9	-	*	01/05/20	at Rider	L	77-85	1541
FIELD GOALS-ATT	509-1082	483-1151	*	01/09/20	SAINT PETER'S	w	61-58	5538
Field goal pct	.470	.420	*	01/12/20	at Manhattan	L	69-81	1657
3 POINT FG-ATT	138-370	120-389	*	01/17/20	at Canisius	L	63-73	1203
3-point FG pct	.373	.308	*	01/19/20	at Niagara	L	71-72	1020
3-pt FG made per game	6.9	6.0	*	01/24/20	MARIST	w	70-57	6693
FREE THROWS-ATT	283-398	236-306	*	01/26/20	QUINNIPIAC	w	84-61	6752
Free throw pct	.711	.771	*	01/31/20	at Iona	w	87-64	1780
F-Throws made per game	14.2	11.8	*	02/02/20	at Saint Peter's	L	80-85	637
REBOUNDS	707	619	*	02/07/20	FAIRFIELD	w	65-49	6581
Rebounds per game	35.3	31.0	*	02/14/20	RIDER	w	73-64	5600
Rebounding margin	+4.4	-	*	02/16/20	MANHATTAN	w	65-52	7146
ASSISTS	274	219	*	02/19/20	IONA	w	65-64	6897
Assists per game	13.7	11.0	*	02/23/20	at Fairfield	w	62-59	2479
TURNOVERS	260	222	*	02/26/20	at Quinnipiac	w	84-77	824
Turnovers per game	13.0	11.1	*	02/28/20	at Marist	w	52-50	1705
Turnover margin	-1.9	-	*	03/04/20	NIAGARA	w	77-55	7146
Assist/turnover ratio	1.1	1.0	*	03/06/20	at Monmouth	w	86-72	2657
STEALS	103	123						
Steals per game	5.2	6.2	* - Conference game					
BLOCKS	64	66						
Blocks per game	3.2	3.3						
ATTENDANCE	64430	15503						
Home games-Avg/Game	10-6443	10-1550						
Neutral site-Avg/Game	-	0-0						

* - Conference game

Score by Periods	1st	2nd	Totals
Siena	708	731	1439
Opponents	638	684	1322

2019-20 Siena College Basketball
Siena Combined Team Statistics (as of Mar 06, 2020)
All games

RECORD:	OVERALL	HOME	AWAY	NEUTRAL
ALL GAMES	19-10	14-0	5-10	0-0
CONFERENCE	15-5	10-0	5-5	0-0
NON-CONFERENCE	4-5	4-0	0-5	0-0

#	Player	gp-gs	min	avg	Total		3-Point		F-Throw		Rebounds								a	to	blk	stl	pts	avg
					fg-fga	fg%	3fg-fga	3fg%	ft-fa	ft%	off	def	tot	avg	pf	dq								
22	Jalen Pickett	28-27	1034	36.9	165-356	.463	57-150	.380	42-61	.689	30	95	125	4.5	44	0	168	52	31	28	429	15.3		
01	Elijah Burns	28-28	735	26.3	137-219	.626	14-26	.538	122-142	.859	53	113	166	5.9	75	1	25	57	6	17	410	14.6		
03	Manny Camper	29-29	1042	35.9	129-270	.478	13-43	.302	124-189	.656	81	221	302	10.4	79	0	66	68	10	27	395	13.6		
00	Donald Carey	29-27	908	31.3	111-272	.408	54-139	.388	56-68	.824	15	77	92	3.2	51	2	68	73	2	30	332	11.4		
02	Gary Harris, Jr.	29-14	555	19.1	59-147	.401	14-52	.269	22-46	.478	29	51	80	2.8	51	2	12	25	17	11	154	5.3		
14	Jordan King	29-2	517	17.8	46-130	.354	33-87	.379	11-12	.917	8	29	37	1.3	43	1	20	21	1	14	136	4.7		
35	Sammy Friday IV	27-2	271	10.0	39-76	.513	0-0	.000	24-44	.545	30	37	67	2.5	40	0	2	23	9	6	102	3.8		
12	Kyle Young	21-0	163	7.8	21-49	.429	0-0	.000	19-31	.613	20	35	55	2.6	26	0	3	12	8	7	61	2.9		
05	Matt Hein	27-15	525	19.4	32-74	.432	5-21	.238	4-6	.667	10	38	48	1.8	62	0	18	27	2	13	73	2.7		
33	Georges Darwiche	4-0	18	4.5	1-4	.250	1-4	.250	0-0	.000	1	2	3	0.8	4	0	0	1	0	0	3	0.8		
30	Luke Sutherland	7-0	34	4.9	2-8	.250	1-6	.167	0-0	.000	1	6	7	1.0	1	0	0	0	1	1	5	0.7		
15	Robert Mahala	6-0	10	1.7	1-2	.500	0-1	.000	0-0	.000	1	0	1	0.2	0	0	0	0	1	1	2	0.3		
24	Jimmy Ratliff	7-0	56	8.0	1-13	.077	0-9	.000	0-0	.000	3	5	8	1.1	6	0	1	1	1	0	2	0.3		
13	Ben Diamond	5-1	7	1.4	0-2	.000	0-1	.000	0-0	.000	0	0	0	0.0	1	0	0	2	0	0	0	0.0		
Team											25	37	62				18							
Total.....		29	5875		744-1622	.459	192-539	.356	424-599	.708	307	746	1053	36.3	483	6	383	380	89	155	2104	72.6		
Opponents.....		29	5875		725-1682	.431	189-588	.321	343-458	.749	259	662	921	31.8	525	9	328	341	106	168	1982	68.3		

TEAM STATISTICS	SIE	OPP	Date	Opponent	Score	Att.
SCORING	2104	1982	11/05/19	AMERICAN	w 96-80	5371
Points per game	72.6	68.3	11/08/19	at Xavier	L 63-81	10430
Scoring margin	+4.2	-	11/12/19	ST. BONAVENTURE	w 78-65	5680
FIELD GOALS-ATT	744-1622	725-1682	11/14/19	at Harvard	L 56-59	1269
Field goal pct	.459	.431	11/20/19	at Yale	Lo3 89-100	746
3 POINT FG-ATT	192-539	189-588	11/29/19	at Colgate	L 62-72	872
3-point FG pct	.356	.321	12/07/19	at Cal Poly	L 66-70	1632
3-pt FG made per game	6.6	6.5	12/21/19	BUCKNELL	w 81-71	5505
FREE THROWS-ATT	424-599	343-458	* 12/23/19	CANISIUS	w 73-72	5804
Free throw pct	.708	.749	12/29/19	HOLY CROSS	w 74-62	6202
F-Throws made per game	14.6	11.8	* 01/03/20	MONMOUTH	w 75-72	6273
REBOUNDS	1053	921	* 01/05/20	at Rider	L 77-85	1541
Rebounds per game	36.3	31.8	* 01/09/20	SAINT PETER'S	w 61-58	5538
Rebounding margin	+4.6	-	* 01/12/20	at Manhattan	L 69-81	1657
ASSISTS	383	328	* 01/17/20	at Canisius	L 63-73	1203
Assists per game	13.2	11.3	* 01/19/20	at Niagara	L 71-72	1020
TURNOVERS	380	341	* 01/24/20	MARIST	w 70-57	6693
Turnovers per game	13.1	11.8	* 01/26/20	QUINNIPIAC	w 84-61	6752
Turnover margin	-1.3	-	* 01/31/20	at Iona	w 87-64	1780
Assist/turnover ratio	1.0	1.0	* 02/02/20	at Saint Peter's	L 80-85	637
STEALS	155	168	* 02/07/20	FAIRFIELD	w 65-49	6581
Steals per game	5.3	5.8	* 02/14/20	RIDER	w 73-64	5600
BLOCKS	89	106	* 02/16/20	MANHATTAN	w 65-52	7146
Blocks per game	3.1	3.7	* 02/19/20	IONA	w 65-64	6897
ATTENDANCE	87188	30452	* 02/23/20	at Fairfield	w 62-59	2479
Home games-Avg/Game	14-6228	15-2030	* 02/26/20	at Quinnipiac	w 84-77	824
Neutral site-Avg/Game	-	0-0	* 02/28/20	at Marist	w 52-50	1705
Score by Periods	1st	2nd	OT	OT2	OT3	Totals
Siena	1042	1045	8	6	3	2104
Opponents	942	1012	8	6	14	1982

* - Conference game


2019-20 SIENA MEN'S BASKETBALL TV/RADIO ROSTER



#0

Donald Carey

So. • Guard • 6-5 • 185
Upper Marlboro, MD/Frederick
Douglass/Mount St. Mary's



#1 C

Elijah Burns

Gr. • Forward • 6-8 • 236
Troy, NY/Blair Academy (NJ)/
Notre Dame



#2

Gary Harris, Jr.


Fr. • Guard • 6-6 • 193
Los Angeles, CA/Price/
Middlebrooks Academy



#3 C

Manny Camper

Jr. • Guard/Forward • 6-7 • 203
Chestertown, MD/Kent County



#5

Matt Hein


Gr. • Guard • 6-4 • 190
Windermere, FL/Windermere
Preparatory/Illinois State



#12

Kyle Young

Fr. • Forward • 6-9 • 239
Bethlehem, PA/
Bethlehem Catholic



#13

Ben Diamond


Sr. • Guard • 5-11 • 152
Loudonville, NY/Shaker



#14

Jordan King

Fr. • Guard • 6-0 • 185
Albany, NY/Christian Brothers
Academy



#15

Robert Mahala

So. • Guard • 6-5 • 168
Jackson, NJ/Christian Brothers
Academy



#20

Denzel Tchougang


Jr. • Forward • 6-10 • 218
Geneva, Switzerland/Institut
Florimont/Cypress College (CA)



#22

Jalen Pickett

So. • Guard • 6-4 • 192
Rochester, NY/Aquinas
Institute/SPIRE Institute (OH)



#24

Jimmy Ratliff

So. • Guard • 6-8 • 186
Middletown, OH/Middletown/
North Alabama



#30

Luke Sutherland

Fr. • Forward • 6-7 • 203
Syracuse, NY/West Genesee



#33

Georges Darwiche

So. • Guard • 6-1 • 192
Bucharest, Romania/Gheorghe
Lazar National College



#35

Sammy Friday IV

Sr. • Forward • 6-9 • 237
Jersey City, NJ/Hudson
Catholic/St. Andrew's School (RI)

**Carmen Maciariello**
Head Coach

C = Captain

PRONUNCIATION GUIDE

#15 Robert Mahala – Ma-HA-la
#20 Denzel Tchougang – CHEW-gang
#33 Georges Darwiche – Darr-VEESH
Carmen Maciariello – Mass-ah-RELL-oh
Antoni Wyche – Ann-TOE-knee WYSH

No.	Name	Cl.	Pos.	Ht.	Wt.	Hometown/High School/Previous School
0	Donald Carey	So.	G	6-5	185	Upper Marlboro, MD/Frederick Douglass/Mount St. Mary's
1	Elijah Burns	Gr.	F	6-8	236	Troy, NY/Blair Academy (NJ)/Notre Dame
2	Gary Harris, Jr.	Fr.	G	6-6	193	Los Angeles, CA/Price/Middlebrooks Academy
3	Manny Camper	Jr.	G/F	6-7	203	Chestertown, MD/Kent County
5	Matt Hein	Gr.	G	6-4	190	Windermere, FL/Windermere Preparatory/Illinois State
12	Kyle Young	Fr.	F	6-9	239	Bethlehem, PA/Bethlehem Catholic
13	Ben Diamond	Sr.	G	5-11	152	Loudonville, NY/Shaker
14	Jordan King	Fr.	G	6-0	185	Albany, NY/Christian Brothers Academy
15	Robert Mahala	So.	G	6-5	168	Jackson, NJ/Christian Brothers Academy
20	Denzel Tchougang	Jr.	F	6-10	218	Geneva, Switzerland/Institut Florimont/Cypress College (CA)
22	Jalen Pickett	So.	G	6-4	192	Rochester, NY/Aquinas Institute/SPIRE Institute (OH)
24	Jimmy Ratliff	So.	G	6-8	186	Middletown, OH/Middletown/North Alabama
30	Luke Sutherland	Fr.	F	6-7	203	Syracuse, NY/West Genesee
33	Georges Darwiche	So.	G	6-1	192	Bucharest, Romania/Gheorghe Lazar National College
35	Sammy Friday IV	Sr.	F	6-9	237	Jersey City, NJ/Hudson Catholic/St. Andrew's School (RI)

COACHING STAFF

Harley Fuller – Assistant Coach
Bob Simon – Assistant Coach
Antoni Wyche – Assistant Coach

Greg Fahey – Director of Basketball Operations
Matt Miner – Special Assistant to the Head Coach
Daniel Cohen – Manager



2020 HERCULES TIRES MAAC MEN'S BASKETBALL CHAMPIONSHIP

MARCH 10-14 | JIM WHELAN BOARDWALK HALL | ATLANTIC CITY, NJ

@MAACHOOPS | #MAACHOOPS20

First Round
Tuesday
March 10

Quarterfinals
Wednesday/Thursday
March 11/12

Semifinal
Friday
March 13

Championship
Saturday
March 14

Semifinal
Friday
March 13

Quarterfinals
Wednesday/Thursday
March 11/12

First Round
Tuesday
March 10

