

November (2-4)

5	AMERICAN&+	W, 96-80
8	at #19/21 Xavier%	L, 81-63
12	ST. BONAVENTURE^+	W, 78-65
14	at Harvard+	L, 59-56
20	at Yale+	L, 100-89 (3 OT)
30	at Colgate	L, 72-62

December (3-1)

7	at Cal Poly	L, 70-66
21	BUCKNELL@+	W, 81-71
23	CANISIUS*@@	W, 73-72
29	HOLY CROSS@+	W, 74-62

January (5-4)

3	MONMOUTH*@@	W, 75-72
5	at Rider*+	L, 85-77
9	SAINT PETER'S*@@	W, 61-58
12	at Manhattan*+	L, 81-69
17	at Canisius*+	L, 73-63
19	at Niagara*+	L, 72-71
24	MARIST*@+	W, 70-57
26	QUINNIPIAC*@@	W, 84-61
31	at Iona*+	W, 87-64

February (2-1)

2	at Saint Peter's*+	L, 85-80
7	FAIRFIELD*@@	W, 65-49
14	RIDER*!	W, 73-64
16	MANHATTAN*&@#	2 PM
19	IONA*@@	7 PM
23	at Fairfield*+	2 PM
26	at Quinnipiac*+	7 PM
28	at Marist*#	7 PM

March (0-0)

4	NIAGARA*@@	7 PM
6	at Monmouth*+	7 PM
10	MAAC First Round\$#	TBA
11-12	MAAC Quarterfinals\$#	TBA
13	MAAC Semifinals\$=	TBA
14	MAAC Championship\$!	4 PM

All times are Eastern Standard Time

Home Games in **BOLD CAPS**

*MAAC Game

&Doubleheader with Siena women

^Br. Ed Coughlin Franciscan Cup

%FSN

=ESPN2

!ESPN

+ESPN+

#ESPN3

=ESPNNEWS

@My4 Albany

\$MAAC Tournament (Atlantic City, NJ)

GAME #23



Siena (12-10, 8-5) vs. Manhattan (11-11, 7-6)

Sunday, February 16, 2020 - 2 PM
Times Union Center (7,146) - Albany, NY



Kelly O'Donnell
Tehresa Coles



A.J. Kanell
Andy Grazulis

ONLINE: **ESPN 3**

Siena College Athletic Communications

Marcelle Athletic Complex
515 Loudon Road - Loudonville, NY 12211-1462
Ph: 518-783-2377 - SienaSaints.com
Assistant Athletic Director for Communications: Mike Demos
Press/Cell Phone: 336-675-7374
E-mail: mdemos@siena.edu

Previous Starters

# - POS	NAME/CL/HT/WT/HOMETOWN	PPG	RPG	APG	MPG
1 - F	Elijah Burns (Gr., 6-8/236, Troy, NY)	14.9	6.0	0.9	26.3
3 - G/F	Manny Camper (Jr., 6-7/203, Chestertown, MD)	13.5	10.0	2.1	36.2
2 - G	Gary Harris, Jr. (Fr., 6-6/193, Los Angeles, CA)	5.6	2.7	0.4	18.6
0 - G	Donald Carey (So., 6-5/185, Upper Marlboro, MD)	11.5	3.3	2.5	31.2
22 - G	Jalen Pickett (So., 6-4/192, Rochester, NY)	15.8	4.3	5.5	37.1

2019-20 Stats

Reserves (Listed Numerically)

# - POS	NAME/CL/HT/WT/HOMETOWN	PPG	RPG	APG	MPG
5 - G	Matt Hein (Gr., 6-4/190, Windermere, FL)	3.0	1.8	0.7	20.0
12 - F	Kyle Young (Fr., 6-9/239, Bethlehem PA)	3.3	2.8	0.2	8.6
13 - G	Ben Diamond (Sr., 5-11/152, Loudonville, NY)	0.0	0.0	0.0	1.0
14 - G	Jordan King (Fr., 6-0/185, Albany, NY)	4.6	1.5	0.7	17.0
15 - G	Robert Mahala (So., 6-5/168, Jackson, NJ)	0.4	0.2	0.0	1.6
20 - F	Denzel Tchougang (Jr., 6-10/218, Geneva, Switzerland)	N/A	N/A	N/A	N/A
24 - G	Jimmy Ratliff (So., 6-8/186, Middletown, OH)	0.3	1.1	0.1	8.0
30 - F	Luke Sutherland (Fr., 6-7/203, Syracuse, NY)	0.7	1.0	0.0	4.9
33 - G	Georges Darwiche (So., 6-1/192, Bucharest, Romania)	0.0	0.0	0.0	2.5
35 - F	Sammy Friday IV (Sr., 6-9/237, Jersey City, NJ)	3.5	2.4	0.1	9.6



@SienaSaints
@SienaMBB



SienaSaints
SienaBasketball



@SienaSaints
@SienaMBB



thesienasaints



The Series With Manhattan

102nd Meeting: Manhattan leads, 55-46



Home - 28-24
Division I - 40-38
MAAC - 28-32

Last Meeting - Manhattan 81, Siena 69
Jan. 12, 2020 - Riverdale, NY

Of Note

The home team has won 17 of the past 21 meetings between the programs
Siena has captured 14 of the last 16 matchups at the Times Union Center
Manhattan (28-32) is one of only two MAAC programs (Monmouth 2-11) that the Saints have an all-time conference regular season losing record against
Carmen Maciariello is 0-1 vs. Manhattan
Steve Masiello is 9-10 vs. Siena

Last Meeting

Siena whittled a 26-point deficit with 11 minutes left down to as little as eight late
Manhattan shot 51% from the field including 12-25 from three
Manny Camper scored 22 points and pulled down 10 rebounds
Tyler Reynolds led four in double figures with 16 for the Jaspers

Siena vs. the Metro Atlantic Athletic Conference



339-260 (.566) all-time overall in MAAC competition
300-235 (.561) all-time overall in MAAC Regular Season action
402-364 (.525) all-time overall vs. the other 10 programs which currently comprise the MAAC
Won at least a share of seven MAAC Regular Season Championships, and captured five MAAC Tournament titles (1999, 2002, 2008, 2009, 2010)



Siena vs. the MAAC

All-Time Regular Season (31st Season)

Canisius	34-28
Fairfield	33-27
Fordham	1-1
Holy Cross	1-1
Iona	34-26
La Salle	3-2
Loyola (MD)	31-16
Manhattan	28-32
Marist	27-18
Monmouth	2-11
Niagara	35-25
Quinnipiac	7-5
Rider	28-16
Saint Peter's	36-27
TOTAL	300-235

	Tale of the Tape	
12-10	Record	11-11
8-5	MAAC	7-6
176*	NET	234
73.3*	Points	64.0
70.6	Opp Points	64.7
.452*	FG%	.395
.441	OPP FG%	.404*
.351	3FG%	.314
.696	FT%	.616
36.2	Rebounds	35.5
12.9	Assists	13.5
13.4	Turnovers	13.6
2.9	Blocks	3.9
5.8	Steals	7.2

*Leads MAAC

Carmen Maciariello

Siena '01

First Season
12-10 (.545)



Siena Basketball alumnus named 18th head coach in program history on March 25th

41-year-old native of nearby Clifton Park completed first season as an assistant coach in second stint on staff last season

Helped guide Siena to a 17-16 overall record including an 11-7 mark in the MAAC last season

Saints' 17 wins tied for the most of any MAAC team, and the squad's nine-win improvement was tied for the 11th best turnaround nationally. Siena finished in a tie for second place in the MAAC - placing nine spots higher than their preseason poll prediction - which tied UT Arlington for the largest improvement nationally.

Served as coordinator for Siena defense last season which ranked 42nd nationally allowing 66.0 points per game, the third best mark during the program's 43-year Division I era. Earlier last season, Maciariello's defense held the opposition to 70 points or fewer for 15 straight games, marking the program's longest such streak in 26 years.

First entered the collegiate ranks as Siena's director of basketball operations during the 2005-06 season under the direction of 2017 Siena Athletics Hall of Fame inductee Fran McCaffery

Graduated cum laude from Siena in 2001, while helping guide the Saints to 20 wins and a share of the MAAC Regular Season Championship during his senior season, after having sat out the previous year per NCAA transfer regulations following his matriculation from the University of New Hampshire

Recently completed 11th season as a Division I assistant coach, which has included stops at Siena (2018-19), George Washington (2014-18), Boston University (2011-14), and Fairfield (2008-11)

Teams have made seven national postseason tournament appearances while averaging 20.5 wins and a .624 winning percentage, and has also helped guide his programs to a 124-70 (.639) conference mark and, including his time as an undergraduate at Siena, has won a conference regular season or postseason title at each school

2012 Capital District Basketball Hall of Fame inductee

1996 *Albany Times Union* Player of the Year at Shenendehowa High School

Married to wife, Laura, and has a two-year-old daughter, Reese





QUICK HITS



Siena continues its second of two season long four-game homestands tonight at the Times Union Center. The Saints are a perfect 11-0 in Albany this season, and are one of just 20 remaining Division I teams who are unbeaten at home. Siena's 11-game home win streak is the longest since winning a program record 38 straight from 2008-10. The Saints have won 13 straight regular season home games at the Times Union Center dating back to last season. Siena is in the midst of a stretch where they play six of eight within the friendly confines of the Times Union Center. The Saints are set to play their 600th all-time MAAC contest this afternoon (regular season and postseason). Siena has posted a 339-260 (.566) all-time MAAC record overall. The Saints secured the program's milestone 300th all-time MAAC Regular Season win Friday night. Now in their 31st season of MAAC competition, Siena has posted a 300-235 (.561) all-time MAAC Regular Season record. The Saints rank third all-time in MAAC history in conference regular season wins, trailing only Iona (394) and Manhattan (309). Siena joined the conference eight years after both the Gaels and Jaspers, and have played 102 fewer games than each. The Saints won at least a share of seven MAAC Regular Season Championships and captured five MAAC Tournament titles. The Saints lead the MAAC in both scoring (73.3) and field goal percentage (.452). Siena is averaging 8.7 points per game more this year than they did last season. Siena possesses three of the top-nine scorers in the MAAC. MAAC Preseason Player of the Year **Jalen Pickett** currently ranks fourth in scoring (15.8), while **Elijah Burns** stands fifth (14.9) and **Manny Camper** ninth (13.5). Pickett ranks sixth nationally in assist-to-turnover ratio (3.19) and second in the MAAC in assists (5.5). Pickett is averaging 8.0 assists over his last seven games while posting a 4.67 assist-to-turnover ratio (56-12). Burns ranks seventh nationally in field goal percentage (.640) and fourth in the MAAC in free throw percentage (.850). Burns is shooting 71% (70-99) from the field and 89% (65-73) from the free throw line over his last 14 games. Burns was one of 10 MAAC seniors named to the Dos Equis 3X3U National Championship. Pickett was named to both the Lou Henson Award Preseason and Midseason Watch Lists (top Division I mid-major player). The sophomore standout has been named MAAC Player of the Week twice so far this season (Dec. 30, Jan. 27). Pickett ranks sixth nationally in assist-to-turnover ratio (3.19) and 16th in minutes (37.2). Pickett also stands second in the MAAC in assists (5.5), fourth in scoring (15.8), fifth in both blocks (1.1), and seventh in threes (44) in another solid all-around season. Pickett is the first Saint to be voted the MAAC Preseason Player of the Year in nine years dating back to **Ryan Rossiter** in 2010-11. Pickett is the first true sophomore to be selected Preseason First Team All-MAAC since Iona's **Schadrac Casimir** in 2015-16. Pickett was ranked the 25th best player in nation entering the 2019-20 season by ESPN's John Gasaway, 68th by NBC Sports' Rob Dauster, and 69th by CBS Sports' Matt Norlander. Camper has enjoyed a breakout junior season, ranking 30th nationally in rebounding (10.0) and 2nd in defensive rebounding (7.18). He also ranks among the national leaders in minutes played (36.6 - 40th), and has recorded his first 10 career double-doubles. Camper is averaging a double-double on the season as he also stands ninth in the MAAC in scoring (13.5). Camper pulled down a career-high 19 rebounds on Nov. 20 at Yale, the most by a Siena player in nearly seven years since **OD Anosike** grabbed 21 on Jan. 27, 2013 against Marist. The "power guard" had averaged just 3.9 rebounds over his first two seasons in 19.3 minutes per game. Siena ranks 75th nationally in rebound margin (+3.9) and also averages 36.2 rebounds per game. The Saints ranked fifth worst nationally last season in rebounding (29.5) and 322nd out of 351 teams in rebound margin (-4.1). Siena snapped a season long nine-game road losing streak with an 87-64 rout of four-time defending MAAC Champion Iona Jan. 31. The Saints secured their first road victory in 11 months, dating back to a 72-65 overtime triumph last Mar. 3 at Niagara. The 23-point victory marked Siena's biggest road win in a decade, since an 80-54 triumph at Rider on Feb. 26, 2010. The 23-point loss was Iona's largest home defeat in 13 years, dating back to a 79-53 loss vs. Marist on Feb. 11, 2007. With the victory, Siena shedded the distinction of being the only DI team who was undefeated at home and winless on the road. The Saints posted consecutive 23-point wins in victories over Quinnipiac and Iona to close out January. The wins matched the program's largest margin of victory since an 89-54 win over Manhattan on Dec. 4, 2015 in Albany. Siena is 11-3 when holding the opposition under 50% shooting, 8-1 when four score in double figures, and 8-1 when allowing <70 PTS. Siena started 2-0 MAAC play for the first time in a decade, dating back to a program-best 14-0 start during the 2009-10 season. Siena saw their season long four-game winning streak snapped Jan. 5 at Rider, which matched the program's longest in 10 years. The Saints posted a 17-13 overall record during the 2019 calendar year, the program's best mark since going 22-11 in 2010. Siena was projected to finish sixth (11 teams) according to the MAAC Preseason Coaches' Poll. Only eight points separated the third through sixth spots in tight polling. Siena finished in a four-way tie for second place in the MAAC last season, after being predicted to finish last. Saints' nine-spot improvement from their preseason prediction was tied with UT Arlington for the best nationally. The Saints finished with a 4-5 record in non-conference action. Siena went 4-0 at home to record the program's first undefeated record in non-conference play since also going 4-0 in 2015-16. The Saints went 3-1 against the Patriot League while playing three of the conference's top-four teams in the preseason poll. The Saints faced both of the Ivy League's Co-Regular Season Champions from a year ago on the road in Harvard and Yale. Both Xavier (18) and Harvard (75) were ranked in the Top-100 in Ken Pomeroy's preseason rankings. Siena has a pair of four-game homestands and also had a four-game road trip earlier this season. The four-game road trip was the program's first since Feb. 12-26, 2010. The four-game road trip matches the program's longest since playing five straight away from home Dec. 22, 1994 - Jan. 7, 1995. The Saints went a season long 14 days between their games Dec. 7 at Cal Poly and Dec. 21 vs. Bucknell. Siena played just four games in a 36-day span. Siena went a total of 39 days between its second and third home games of the season, Nov. 12 to Dec. 21. This was the longest in-season stretch between home games in the program's Division I history (1976-77). Coppin State (42 days) is the only Division I team which has a longer stretch between home games this season. Siena routed American 96-80 in the season opener. The 96 points scored was the program's most in a season-opener in 35 years, dating back to a 110-64 thrashing of East Stroudsburg to tip off the 1984-85 campaign. The 16-point margin of victory was the largest in a season-opener since an 82-52 triumph over Boise State in Albany to start the 2008-09 MAAC Championship season, and the largest margin by a coach in his Siena debut since **Dan Cunha** in 1941-42. The Saints' streak of 39 consecutive games committing 15 turnovers or fewer was snapped Nov. 14 at Harvard (17). It was the first time Siena committed more than 15 turnovers since a triple overtime loss vs. Monmouth on Feb. 21, 2018. The Saints ranked eighth nationally last season averaging just 9.8 turnovers per game. Siena returns two starters and 10 letterwinners from last year's team. The Saints welcomed back 41% of their scoring and 40% of their rebounding from a year ago. Three of the team's top-four scorers from last season either graduated or transferred. Siena welcomes five newcomers to the program this season, including four true freshmen. Illinois State transfer **Matt Hein** becomes the program's third-ever graduate transfer, dating back to last season. Highly touted transfers Burns (Notre Dame) and Carey (Mount St. Mary's) are also set to don the Green and Gold for the first time after sitting out the 2018-19 season due to NCAA transfer regulations. A total of seven players and coaches from the 2019-20 roster hail from the Greater Capital Region. The Saints are under the direction of alumnus **Carmen Maciariello '01** who was named the program's 18th head coach Mar. 25. Maciariello is Siena's third different head coach in three seasons. Maciariello is the first alumnus to lead the program since **Bill Kirsch** (1972-82). The Saints are looking to build off last season's 17-16 overall record which included an 11-7 mark in the MAAC. Siena's nine-win improvement from the previous year was tied for the 11th best turnaround nationally. The Saints' 17 wins were tied for the most of any MAAC team. Siena set program single-season records for both three-point makes (288) and attempts (849). The Saints ranked amongst the national leaders in fewest fouls (14.0 - fourth), turnovers (9.8 - eighth), scoring defense (66.0 - 42nd), and assist-to-turnover ratio (1.28 - 50th). Siena held the opposition to 70 points or fewer for 15 straight games from Dec. 22 - Feb. 13, marking the program's longest stretch since a 17-game streak from Dec. 8, 1992 - Feb. 10, 1993.



OF NOTE



Last Time Out: Siena 73, Rider 64 (Feb. 14 - Albany, NY)

Siena led by as many as 25 points early in the second half (Rider cut to eight)

The Saints shot 52% from the field and committed a season-low seven turnovers

Siena scored the final 13 points of the first half, holding Rider scoreless for 5:55

Jalen Pickett scored a season-high 27 points and dished out nine assists

Elijah Burns (12), **Donald Carey** (11), and **Manny Camper** (10) all scored in double figures



By The Numbers

3

Number of head coaches who have led Siena the past three seasons

.624

New head coach Carmen Maciariello's win percentage in 11 years as an assistant

7

Number of Siena players and coaches who hail from the Greater Capital Region

39

Days in-between Siena's second and third home games this season

71%

Elijah Burns' field goal percentage (70-99) over his past 14 games

96

Points scored vs. American, Siena's most in a season opener in 35 years

+6.7

Improvement in Siena's rebounding average from last season

+8.0

Improvement in Siena's rebound margin from last season

19

Rebounds Manny Camper had at Yale on Nov. 20, the most by a Siena player in seven seasons

41

Percentage of scoring Siena returns from last year

7

Number of Siena's nine non-conference opponents who had winning records last year

9

Win improvement last year - tied for 11th best nationally

6,480

Siena's average attendance over 390 all-time games played at the Times Union Center

12

Siena's rank for average attendance last season amongst all Northeast teams

19

Siena's rank for average attendance last season amongst all mid-major teams nationally

11-3

Siena's record when holding the opposition to under 50% shooting

8-1

Siena's record when four or more players score in double figures

8-1

Siena's record when holding the opposition to under 70 points

Points: Margin of Victory

1	2	3	4	5	6	7	8	9	10	11	12	13	14	15+
1	0	2	0	0	0	0	0	1	1	0	1	2	0	4

Points: Margin of Defeat

1	2	3	4	5	6	7	8	9	10	11	12	13	14	15+
1	0	1	1	1	0	0	1	0	2	1	1	0	0	1

INDIVIDUAL CAREER TOTALS*

	'19-'20	CAREER
DOUBLE DIGIT SCORING		
Jalen Pickett	18	44
Manny Camper	19	23
Elijah Burns	17	17
Donald Carey	15	15
Sammy Friday IV	1	4
Gary Harris, Jr.	4	4
Jimmy Ratliff	0	3
Jordan King	2	2
Kyle Young	2	2

40 POINT GAMES

Jalen Pickett	0	1
---------------	---	---

30 POINT GAMES

Jalen Pickett	0	1
---------------	---	---

20 POINT GAMES

Jalen Pickett	6	15
Manny Camper	3	4
Elijah Burns	3	3
Donald Carey	2	2

10 REBOUND GAMES

Manny Camper	11	13
Elijah Burns	3	3
Jalen Pickett	1	2
Sammy Friday IV	0	1

10 ASSIST GAMES

Jalen Pickett	1	6
---------------	---	---

TRIPLE DOUBLES

None
Last: Dec. 3, 2006 Kojo Mensah vs. UAlbany

DOUBLE DOUBLES

Manny Camper	10	10
Jalen Pickett	1	6
Elijah Burns	2	2
Sammy Friday IV	0	1

FIVE OR MORE THREES IN A GAME

Jalen Pickett	1	2
---------------	---	---

*At Siena

Team Leaderboard (Games)

Scoring: Pickett (8), Burns (7), Carey (5), Camper (4), Harris (1), King (1)

Rebounding: Camper (18), Burns (4), Carey (1), Young (1)

Assists: Pickett (14), Carey (5), Camper (4), King (1)

Minutes: Pickett (11), Camper (10), Carey (2)

Double-Figures Scoring: Camper (19), Pickett (18), Burns (17), Carey (15), Harris (4), King (2), Young (2), Friday (1)

Double-Doubles: Camper (10), Burns (2), Pickett (1)

Siena and the Times Union Center

Siena is in its 30th season of competition at the Times Union Center, and 23rd since making the full-time move to downtown Albany in 1997-98

The Saints have ranked in the top-100 nationally in attendance in each of the past 22 seasons, coinciding with the program's full-time move to the TUC

Siena ranked 94th nationally out of 351 Division I programs in attendance last season, drawing an average of 5,767 fans over 16 home dates at the Times Union Center

Siena ranked 12th overall in the Northeast - and second amongst all Northeast mid-major teams - in average attendance last season, and stood 19th nationally amongst all mid-major programs in attendance

The Saints' average attendance last season out-drew power five conference schools Boston College, California, Oregon State, Stanford, USC, and Washington State, and exceeded the overall Division I national average of 4,659 by more than 1,000 fans

Siena has drawn a grand total of 2,533,388 fans (an average of 6,480) over 391 dates at the Times Union Center

The Saints welcomed their 2-millionth fan on Dec. 23, 2014 against Cornell, and have drawn crowds in excess of 10,000 on 33 occasions

Siena boasts a 259-132 (.662) all-time record at the Times Union Center, including a 244-110 (.690) mark since making the full-time move to the facility in 1997-98. The Saints won a program record 38 straight games at the Times Union Center from 2008-10.

In 2009-10, Siena established a new program record with 133,505 fans (an average of 7,853) for 17 home games, which ranked 66th nationally in tying for its highest national ranking ever (2002-03)

The Saints have hosted the MAAC Basketball Championships at the Times Union Center 20 times in their 30 years in the conference

2019-20 NCAA Individual Leaders (Through Friday)

Field Goal Percentage

1.) Udoka Azubuike	Kansas	.750
2.) Osasumwen Osaghae	FIU	.689
3.) Chris Vogt	Cincinnati	.674
4.) Shamarkus Kennedy	McNeese	.667
5.) Nick Richards	Kentucky	.663
6.) Paul Atkinson	Yale	.647
6.) Elijah Burns	Siena	.640

Assist-to-Turnover Ratio

1.) Connor McCaffery	Iowa	3.96
2.) Grayson Murphy	Belmont	3.93
3.) Pierre Crockrell II	Pacific	3.70
4.) Wabissa Bede	Virginia Tech	3.35
5.) Malachi Flynn	San Diego State	3.34
9.) Jalen Pickett	Siena	3.19

Minutes Per Game

1.) Nate Darling	Delaware	38.3
2.) George Tinsley	Binghamton	38.2
3.) Jahlil Jenkins	Fairleigh Dickinson	38.1
4.) Kyle Lofton	St. Bonaventure	38.1
5.) Malik Johnson	Canisius	38.1
6.) Jonah Radebaugh	Northern Colorado	37.6
7.) Kira Lewis, Jr.	Alabama	37.5
8.) Jason Preston	Ohio	37.3
9.) Kihei Clark	Virginia	37.3
10.) Michael Ertel	La.-Monroe	37.3
11.) Jordan Ford	Saint Mary's	37.2
12.) Jermaine Morrow	Hampton	37.2
13.) Colbey Ross	Pepperdine	37.2
14.) Zach Cooks	NJIT	37.1
15.) Terrell Gomez	CSUN	37.1
16.) Jalen Pickett	Siena	37.1

2018-19 Attendance Northeast Rankings*

Team	Average Attendance
1.) Syracuse	21,992
2.) St. John's	9,798
3.) Providence	9,542
4.) Villanova	9,053
5.) Penn State	9,046
6.) UConn	8,652
7.) Seton Hall	8,507
8.) Pittsburgh	6,749
9.) Rutgers	6,240
10.) Temple	6,211
11.) Rhode Island	5,797
12.) SIENA	5,767

*The Northeast is comprised of the nine states Connecticut, Maine, Massachusetts, New Hampshire, New Jersey, New York, Pennsylvania, Rhode Island, and Vermont according to the United States Census Bureau



Siena Individual Career Records

Points Per Game

1.) Fred Shear	1970-73	20.3
2.) Marc Brown	1987-91	18.6
3.) Bob Hermann	1967-70	18.0
4.) Steve Walters	1972-76	17.3
5.) Doremus Bennerman	1990-91	16.9
6.) Mike Seymour	1967-70	16.2
7.) Mark Palinski	1964-67	16.1
8.) Jalen Pickett	2018-pres.	15.8

Assists Per Game

1.) Marc Brown	1987-91	6.5
2.) Jalen Pickett	2018-pres.	6.2

Assists

1.) Ronald Moore	2006-10	823
11.) Kevin McGraw	1979-82	352
12.) T.J. Sheridan	1971-73	344
13.) Prosper Karangwa	1999-03	343
14.) Jalen Pickett	2018-pres.	336



PLAYER QUICK HITS



Previous Starters

F - #1 Elijah Burns

Named both the MAAC Player of the Week and College Sports Madness MAAC Player of the Week on Dec. 23
 Ranks seventh nationally in field goal percentage (.640)
 Also ranks fourth in the MAAC in free throw percentage (.850), fifth in scoring (14.9), and ninth in rebounding (6.0)
 One of 10 MAAC seniors named to the Dos Equis 3X3U National Championship Watch List
 Shooting 71% from the field (70-99) and 89% from the free throw line (65-73) over his past 14 games
 Scored a career-high 28 points on 10-13 shooting in just 24 minutes in victory over Bucknell (Dec. 21)
 Scored 19 points or more in a game eight times, and posted a pair of double-doubles
 Graduate transfer set to suit up for lone season in the Green and Gold in 2019-20
 Enrolled in in Siena College's new MBA program, and is pursuing his graduate degree in strategic management
 Notre Dame transfer officially joined Siena on Dec. 17, 2018, and sat out remainder of season due to NCAA transfer rules
 Appeared in 44 games over three-plus seasons with the Irish, averaging 2.2 points and 2.1 rebounds spanning 9.0 minutes
 Saw action in four games (one start) prior to transfer last season, averaging 5.3 points and 3.8 rebounds over 11.3 minutes
 Helped lead United States U18 team to the silver medal at the 2014 Albert Schweitzer Tournament in Germany
 Starred on local AAU circuit for the Albany City Rocks (2012-14), which he helped guide to consecutive top-three finishes at the national championships - second place in 2014, and third place in 2013

G/F - #3 Manny Camper

Ranks 30th nationally in rebounding (10.0), and 23rd in defensive rebounding (7.2)
 Also ranks eighth in the MAAC in field goal percentage (.490) and ninth in scoring (13.5)
 Junior has registered first 10 collegiate double-doubles this season
 Posted career-highs of 22 points and 19 rebounds at Yale (Nov. 20)
 Most rebounds by a Siena player in nearly seven years since **OD Anosike** grabbed 21 on Jan. 27, 2013 at Marist
 Averaged 6.4 points and 5.4 rebounds spanning 26.2 minutes of action in 29 games (22 starts) last season
 Named the North Bayside Player of the Year each of his final two seasons while starring at Kent County High School
 Four-year varsity starter scored 1,951 career points
 Member of the National Honor Society was ranked in the top-10 of his high school graduating class and was the recipient of a Dr. Martin Luther King, Jr. Humanitarian Award

G - #2 Gary Harris, Jr.

Named MAAC Rookie of the Week (Dec. 9) after posting season-highs of 16 points and six rebounds at Cal Poly (Dec. 9)
 Scored in double figures four times
Carmen Maciariello's first official signing after being promoted to head coach
 Enjoyed breakout performance at Adidas Gauntlet in April 2019, competing for the Cali Rebels AAU team
 Averaged 17.3 points over seven games at the Adidas Gauntlet Premiere Showcase, while shooting 54% from the field including an even 50% from three
 Scored 31 points and added seven rebounds vs. Play Ball Nation YIIS in the Adidas Gauntlet, and tallied 26 points on the strength of 7-11 shooting from three vs. Marcus Smart
 Named First Team All-Prep Elite Conference after averaging 18 points and eight rebounds during 2018-19 season for Middlebrooks Academy
 Played high school basketball at Frederick K.C. Price III Christian High, averaging 21.5 points, 8.3 rebounds, 2.2 assists, 2.5 steals, and 1.4 blocks on his way to earning All-California Interscholastic and Team MVP acclaim during the 2017-18 season

G - #0 Donald Carey

Ranks second in the MAAC in free throw percentage (.860) and 10th in minutes (31.2)
 Scored season-high 22 points in victory over Holy Cross (Dec. 29)
 Has scored in double figures 15 times
 Mount St. St. Mary's transfer now eligible to play after sitting out last season due to NCAA transfer regulations
 Started all 32 games during his freshman season at the Mount
 Averaged 9.0 points and ranked 11th in the Northeast Conference in both assists (3.4) and assist-to-turnover ratio (1.27)
 Cousin, **Kyle Anderson** currently plays for the Memphis Grizzlies
 Older brother, **Jamall Robinson** played at both Hofstra and LIU Brooklyn

G - #22 Jalen Pickett

Lou Henson Award Preseason and Midseason Watch List selection (top Division I mid-major player)
 Two-time MAAC Player of the Week (Dec. 30, Jan. 27) was also named Lou Henson National Player of the Week on Dec. 30
 Ranks sixth nationally in assist-to-turnover ratio (3.19) and 16th in minutes (37.2)
 Also ranks second in the MAAC in assists (5.5), fourth in scoring (15.8), fifth in both blocks (1.1), and seventh in threes (44)
 Averaging 8.0 assists and 4.67 assist-to-turnover ratio (56/12) over his last seven games
 Posted double-double with 17 points and 10 rebounds and added eight assists (zero turnovers) in 55 minutes at Yale (Nov. 20)
 2019-20 MAAC Preseason Player of the Year and Preseason First Team All-MAAC selection
 First Saint to be voted MAAC Preseason Player of the Year in nine years since **Ryan Rossiter** in 2010-11
 First true sophomore to be Preseason First Team All-MAAC since Iona's **Schadrac Casimir** in 2015-16
 Ranked the 25th best player in college basketball for this season by ESPN's John Gasaway, 68th by NBC Sports' Rob Dauster, and 69th by CBS Sports' Matt Norlander
 Declared as early entrant for 2019 NBA Draft, and was invited to and participated in the inaugural NBA G League Elite Camp as well as pre-draft workouts with several NBA teams before withdrawing to return to Siena
 2018-19 Siena College Male Student Athlete and Rookie of the Year
 Unanimous 2018-19 MAAC Rookie of the Year and MAAC All-Rookie Team selection
 League record 11-time MAAC Rookie of the Week also tied for second most overall in NCAA Division I history (12 - **Jared Sullinger**: Ohio State - Big Ten, 2010-11)

Sullinger:

One of 30 Division I finalists nationally for the 2019 Kyle Macy Award (top freshman in college basketball)
 Second freshman in MAAC history (**Lionel Simmons**: La Salle, 1986-87) to earn First Team All-MAAC honors
 NABC District 1 First Team selection (first freshman in program history)
 ECAC Rookie of the Year (first in program history) and Second Team All-ECAC
 Named CBS Sports/USBWA National Freshman of the Week on Feb. 19
 Swept MAAC weekly honors on Dec. 3 - fourth league freshman in past 33 years to be named MAAC Player of the Week
 MAAC All-Tournament Team selection
 Set Siena freshmen records for both scoring (521) and steals (66), while also achieving the fourth-highest single-season assist total overall (221) in school history
 Ranked ninth nationally and third amongst Division I freshmen in assists (6.7)
 Stood 22nd nationally and fourth amongst Division I freshmen in assist-to-turnover ratio (2.76)
 Was 35th nationally and fourth amongst Division I freshmen in steals (2.0)
 Led the MAAC overall in both assists and assist-to-turnover ratio, ranked second in steals, fourth in blocks (0.9), and seventh in scoring (15.8)
 Scored in double figures 26 times, highlighted by eight 20-point performances, and added five double-doubles
 Erupted for 46 points (second highest single-game total in program history) and 13 assists vs. Quinnipiac (Feb. 17) to become just the second player nationally this century with 45-plus points and 10-plus assists in a game
 Posted first collegiate double-double with 27 points and 13 assists at Hofstra (Nov. 28) to become first Division I player nationally during the 2018-19 season to reach those marks
 Swiped seven steals vs. Colgate (Nov. 24), the most by a Saint since **Clarence Jackson** also had seven on Jan. 4, 2010



PLAYER QUICK HITS



Reserves (Listed Numerically)

G - #5 Matt Hein

Started each of team's first 15 games donning the Green and Gold

Posted season-highs of nine points in consecutive home games to begin January

Illinois State graduate transfer will have one season of eligibility with the Saints in 2019-20

Third-ever graduate transfer in program history - joining **Braedon Bayer** and **Elijah Burns** from last year - and is enrolled in Siena College's new MBA program

Appeared in 65 games including 14 starts over three seasons at Illinois State (red-shirted as freshman), averaging 2.5 points and 1.5 rebounds spanning 15.5 minutes per game

Made 18 appearances including one start, and averaged 1.6 points, 1.4 rebounds, and 1.5 assists in 15.3 minutes of action last season for Illinois State

Brother, **Daouda (David) N'Diaye**, played with Hein for three seasons at Illinois State, and now plays for Southern Utah

Uncle, **Stu Hein**, is 1990 Ohio State Hall of Fame inductee (baseball)

F- #12 Kyle Young

Appeared in each of last 12 games after having seen action in just four of the first 10 games

Posted season-high 12 points off the bench in win at Iona (Jan. 31)

Was first commitment in the Saints' Class of 2023

Named a 2019 Pennsylvania Sports Writers Class 4A Third Team selection after averaging 13.9 points and leading Bethlehem Catholic to a 26-4 record

Tied for team-high with 14 points in 2018 PIAA Class 4A State Semifinals and led squad to 28-4 record and an Eastern Pennsylvania Conference and District 11 Class 4A Championship his junior season

Played AAU for the Jersey Shore Warriors, which also produced recent Siena stars **Ryan Rossiter** and **Rob Poole**

Has an older brother, Ryan, who plays basketball at Northwestern, and an older sister, Jordan, who plays volleyball at George Washington

G - #13 Ben Diamond

Seen action in only four games so far this season, logging four total minutes

Former team manager is in third season on the active roster as a walk-on

Two-time MAAC All-Academic Team selection

Appeared in seven career games over first two seasons, logging six minutes

Recipient of the 2015 Team Courage Award, NewsChannel 13 Scholar Athlete Award, and 2016 Ray Holmes Memorial Award

G - #14 Jordan King

Averaging 4.6 points in 17.0 while coming off the bench for 20 of the first 22 games

Posted season-high and team-high 13 points off the bench in win at Iona (Jan. 31)

Albany product who starred locally on both the high school and AAU circuits

2019 Suburban Council Player of the Year while starring for Christian Brothers Academy

Averaged 24.1 points, 4.5 assists, and 4.3 rebounds while also earning Albany Times Union Large School First Team honors his senior season

One of just seven players in CBA history to eclipse 1,000 career points

Played AAU for the Albany City Rocks and Mass Rivals

G - #15 Robert Mahala

Appeared in first five collegiate games this season, logging eight total minutes

Sophomore scored first collegiate basket vs. Quinnipiac (Jan. 26)

Did not see any action last season as a freshman

Earned three varsity letters and was a two-year starter at Christian Brothers Academy

Averaged 9.8 points as a senior, and was selected to play in New Jersey's North-South Senior All-Star Game

Father, Bobby, played college basketball at Wagner

Cousin, **Kevin Mahala**, was drafted by the Pittsburgh Pirates in 2016



PLAYER QUICK HITS



Reserves (Continued)

#20 - Denzel Tchougang

Has missed entirety of season so far due to stress fracture in foot
Transfer from Cypress College (CA) set for second of three seasons of eligibility with Siena
Appeared in 20 straight contests after being a DNP (coaches decision) the first eight games last season
Scored season-high four points vs. Cal Poly (Dec. 29)
Appeared in 27 games (23 starts) at Cypress last season, averaging 2.4 points and 2.6 rebounds in 9.6 minutes of action
Played five years of club basketball in Geneva
Swiss U19 Vice Champion

G - #24 Jimmy Ratliff

Appeared in each of first seven games, averaging 8.0 minutes per contest, before being a DNP - Coaches' Decision in last 15
North Alabama transfer and walk-on set for second season in the Green and Gold
Averaged 3.0 points and 1.6 rebounds spanning 16.6 minutes of action in 20 games (one start) last season
Missed 12 games during the middle of the season after suffering a fractured left pinky at Saint Peter's (Jan. 3)
Scored in double figures three times, highlighted by 16-point performance on 5-7 shooting including 4-6 from three at St. Bonaventure (Dec. 5)
Played one season of prep basketball at Kingston Academy in Cincinnati, where he averaged 16 points and seven rebounds

F - #30 Luke Sutherland

Seen action in seven games, playing 34 total minutes
Named Mr. Basketball CNY
All-State and First Team SCAC Metro All-League selection his senior season as West Genesee
Averaged 20.2 points, 8.3 rebounds, 2.3 assists, and 2.3 blocks, while being named an NYSSWA Class AA All-State, All-Central New York, and SCAC Metro First Team selection his junior year
Played club basketball for NY Jayhawks

G - #33 Georges Darwiche

Made season debut Jan. 17 at Canisius, one of only two appearances to date
Missed start of season due to injury and didn't return to active roster until mid-December
Had made first 10 collegiate starts prior to being a DNP (coaches decision) Jan. 26
Tallied season-high nine points in road win at Marist (Jan. 11)
Member of Romania's National Team
Averaged 3.7 points and 1.7 assists over 18.9 minutes in three games at the FIBA World Cup 2019 European Qualifiers
Led Romania's U20 squad to the 2017 European Championship B Division crown, while averaging 7.0 points
Guided the U18 squad to a Romanian League Championship in 2016 while earning Tournament MVP honors
Played four seasons for Steaua CSM EximBank Bucuresti in Romania's top league, Divizia A
Appeared in 44 games (38 starts) during the 2017-18 season with Steaua CSM EximBank Bucuresti, averaging 3.0 points and 1.5 assists, and posted a 2.37-to-1 assist-to-turnover ratio while shooting 40% from three spanning 14.6 minutes per game

F - #35 Sammy Friday IV

Senior posted season-highs of 10 points and five rebounds in fifth career start vs. Saint Peter's (Jan. 9)
Averaging 3.5 points and 2.4 rebounds in 9.6 minutes of action off the bench
Ruled out for the remainder of the 2018-19 season after undergoing surgery for torn meniscus on Dec. 21, 2018
Was averaging 6.4 points over just 14.7 minutes spanning first nine appearances prior to injury
Appeared in 25 games and made first three career starts last season, averaging 2.5 points and 2.4 rebounds in 7.6 minutes
Posted career-highs of 15 points and 15 rebounds in 24 minutes off the bench at Louisville sophomore season (Dec. 6, 2017)
Arrived at Siena following a postgraduate year at St. Andrew's School in Rhode Island
Averaged 12 points and eight rebounds while leading St. Andrew's School to a 21-10 record
Younger brother, Tyler, was a four-star recruit who is a sophomore defensive lineman on the Ohio State football team

Siena Basketball Class of 2024



Siena Basketball Head Coach **Carmen Maciariello** has announced his first official signings for the Saints' Class of 2024. **Aidan Carpenter, Colin Golson, and Bennett Kwiecinski** have all committed to Siena during the early signing period, and will enroll at the College next fall.

"In this class we looked to add versatility, and our three incoming Saints will be able to thrive in both our offensive and defensive systems," said Maciariello. "They all embody what we look for in a Siena Saint."

A 6-5, 185-pound guard, Carpenter is ranked the No. 1 recruit in Maine and No. 22 overall in the New England Class of 2020 according to the New England Recruiting Report. The Hamden, Connecticut native, who is playing for Dan Haynes at Lee Academy in Maine this year, was named the NEPSAC Player of the Year after averaging 24 points and five assists while leading Hyde School in Bath, Maine to the NEPSAC Class C Title last season. Carpenter plays his AAU basketball for Rhode Island Elite under the direction of coach Nick Light.

"Aidan is a big guard who can play either on or off the ball," explained Maciariello. "He has tremendous quickness, and thrives running the wing or pushing the ball. Defensively, he can guard multiple positions."

A 6-7, 235-pound forward from Detroit, Golson is set to suit up for Ferndale High and coach Juan Rickman this season after transferring from East English Village. He plays AAU for coach DeJon Curd of the REACH Legends.

"Colin is a big, athletic forward with a seven-foot wingspan," described Maciariello. "He can defend all positions on the court, and will add grit and power to our frontcourt."

A 6-8, 205-pound forward out of Wilmette, Illinois, Kwiecinski was named a Top-15 prospect in the Class of 2020 by the City/Suburban Hoops Report in Chicago. He attends Loyola Academy, where he averaged 13.7 points, 6.7 rebounds, and 1.8 blocks last season under the direction of Tim Livatino. Kwiecinski, who plays AAU for the Illinois Wolves and coach Mike Mullins, has a twin brother, Jordan, who also recently committed to playing Division I basketball at Drake University.

"Bennett will be able to play the three or four for us, and has a tremendous basketball IQ," noted Maciariello. "We love big wings, and he will provide us with a workmanlike approach to the game. He has the ability to stretch the defense with his shot, as well as put it on the floor."

"We welcome these young men and their families to our program," added Maciariello. "They are all special people who commit to being the best they can be daily."

The Last Time

Siena scored 100 points in a game: Siena was defeated by Quinnipiac 107-100 in triple overtime on Feb. 17, 2019 at the Times Union Center. It marked the Saints' first 100-point effort in 16 years since a 100-69 win over Saint Peter's on Mar. 1, 2003.

Siena allowed 100 points in a game: Yale defeated Siena 100-89 in triple overtime on Nov. 20, 2019 in New Haven

Siena won an overtime game: Siena defeated Niagara 72-65 in overtime in the 2018-19 regular season finale on Mar. 3, 2019 in Niagara University, New York

Siena lost an overtime game: Yale defeated Siena 100-89 in triple overtime on Nov. 20, 2019 in New Haven

Siena was held to 40 points or fewer: St. Bonaventure defeated Siena 82-40 on Jan. 5, 2018 in Olean, NY

Siena held an opponent to 40 points or fewer: Siena defeated Manhattan 53-40 on Jan. 26, 2019 at the Times Union Center. It was the first time that the Saints held an opponent to 40 points or fewer since a 64-40 win at NJIT on Nov. 27, 2006.

Siena won by more than 30 points: Siena defeated Manhattan 89-54 at Times Union Center on Dec. 4, 2015

Siena lost by more than 30 points: St. Bonaventure defeated Siena 82-40 on Jan. 5, 2018 in Olean, NY

Five Siena players scored in double figures: Seven Saints scored in double figures - all tallying between 10-13 points - in an 87-64 victory at Iona on Jan. 31, 2020 in New Rochelle, NY

Siena grabbed more than 50 rebounds in a game: Siena pulled down 52 rebounds in a 100-89 triple overtime setback at Yale on Nov. 20, 2019 in New Haven

A Siena player scored 40 points or more in a game: Jalen Pickett posted the second highest single-game scoring total in program history, tallying 46 points in a 107-100 triple overtime loss to Quinnipiac on Feb. 17, 2019 at the Times Union Center

A Siena player scored 35 or more points in a game: Jalen Pickett posted the second highest single-game scoring total in program history, tallying 46 points in a 107-100 triple overtime loss to Quinnipiac on Feb. 17, 2019 at the Times Union Center

A Siena player scored 30 or more points in a game: Jalen Pickett posted the second highest single-game scoring total in program history, tallying 46 points in a 107-100 triple overtime loss to Quinnipiac on Feb. 17, 2019 at the Times Union Center

A Siena player grabbed 20 rebounds in a game: OD Anosike had 21 rebounds in Siena's 79-75 win over Marist on January 27, 2013.

Siena made 15 or more three-pointers in a game: The Saints connected on 15 three-pointers in a loss at Fordham on 11/24/01

A Siena player had 10 or more assists in a game: Jalen Pickett dished out a season-high 11 assists while committing just one turnover in an 85-80 loss at Saint Peter's on Feb. 2, 2020 in Jersey City, New Jersey

A Siena player had seven or more steals in a game: Jalen Pickett swiped all seven of Siena's steals vs. Colgate on Nov. 24, 2018 at the Times Union Center

A Siena player had five or more blocks in a game: Javion Ogunyemi had five blocks in an 87-86 overtime defeat vs. Iona in the 2017 MAAC Championship Game

Siena failed to convert a free-throw: Siena went 0-2 from the free throw line in a 57-45 loss vs. Holy Cross on Nov. 18, 2018. Neither team made a free throw in the game, while combining for just three attempts. It marked the first time in 18 years - Dec. 10, 2000 at Marist (0-5) - that Siena failed to make a free throw

Siena failed to convert a 3-pointer: Siena missed all eight of its three-point attempts in an 80-73 loss vs. Canisius on Feb. 4, 2017 at the Times Union Center. It marked the second time in 20 games in which the Saints were held without a three, after having gone the previous 221 games without a miss.

Siena did not miss a free-throw: On February 4, 2007 Siena went 11-for-11 from the free throw line against Saint Peter's.

Siena player had a triple-double: Kojo Mensah had 20 points, 14 rebounds and 11 assists in Siena's 82-74 OT win over UAlbany (2/3/05)



Career Games Played/Started

	<u>Career Games</u>	<u>Career Starts</u>	<u>Consec. Games</u>	<u>Consec. Starts</u>
Sammy Friday IV	80	5	4	0
Manny Camper	67	46	40	26
Jalen Pickett	54	52	16	16
Jimmy Ratliff*	27	1	0	0
Donald Carey*	22	21	22	6
Gary Harris, Jr.	22	8	22	7
Matt Hein*	22	15	22	0
Jordan King	22	2	22	0
Elijah Burns*	21	21	9	9
Georges Darwiche	21	10	0	0
Denzel Tchougang*	20	0	0	0
Kyle Young	16	0	12	0
Ben Diamond	11	0	0	0
Luke Sutherland	7	0	0	0
Robert Mahala	5	0	0	0

*At Siena

Leads and Deficits

Most points	96 vs. American (Nov. 5)
Fewest points	56 at Harvard (Nov. 14)
Most points allowed	100 at Yale (Nov. 20)
Fewest points allowed	49 vs. Fairfield (Feb. 7)
Biggest win	23 twice
Biggest loss	18 at #19 Xavier (Nov. 8)
Biggest lead	31 at Iona (Jan. 31)
Biggest deficit	27 at #19 Xavier (Nov. 8)
Biggest deficit overcome to win	13 vs. Canisius (Dec. 23)
Biggest lead lost	11 twice
Biggest halftime lead	23 vs. American (Nov. 5)
Biggest halftime deficit	17 at Manhattan (Jan. 12)
Biggest halftime deficit overcome to win	11 vs. Canisius (Dec. 23)
Biggest halftime lead lost	6 at Niagara (Jan. 19)
Most points in a half	54 (1st) vs. American (Nov. 5)
Fewest points in a half	26 four times
Most points allowed in a half	50 (2nd) at Saint Peter's (Feb. 2)
Fewest points allowed in a half	17 (1st) vs. Rider (Feb. 14)

Record by Starting Lineup

<u>Starting Lineup</u>	<u>Record</u>
Camper - Burns - Hein - Carey - King	1-0
Camper - Burns - Hein - Carey - Pickett	5-7
Camper - Burns - Harris - Hein - Carey	0-1
Camper - Friday - Hein - Carey - Pickett	1-0
Camper - Burns - Harris - King - Pickett	0-1
Camper - Burns - Harris - Carey - Pickett	5-1

Siena's Record When...

Leading at halftime	9-3
Trailing at halftime	3-5
Tied at halftime	0-2
Leading with 5:00 left	12-1
Trailing with 5:00 left	0-9
Tied with 5:00 left	0-0
Overtime	0-1
SC shoots 50% or better from field	5-1
SC shoots between 40-49.9% from field	7-6
SC shoots under 40% from field	0-3
Opponent shoots 50% or better from field	1-7
Opponent shoots between 40-49.9% from field	7-3
Opponent shoots under 40% from field	4-0
SC outrebounds opponent	9-5
Opponent outrebounds SC	2-4
Tied in rebounds	1-1
SC records 10 or more steals	0-0
SC records 15 or more assists	4-2
SC commits 15 turnovers or fewer	10-6
SC commits more than 15 turnovers	2-4
SC commits fewer turnovers than opponent	7-4
SC commits more turnovers than opponent	5-6
Tie in turnovers	0-0
SC shoots 70% or better from the free throw line	6-3
SC shoots under 70% from the free throw line	6-7
SC scores 59 points or fewer	0-1
SC scores between 60-69 points	2-5
SC scores between 70-79 points	6-2
SC scores 80 points or more	4-2
Opponent scores 59 points or fewer	3-1
Opponent scores between 60-69 points	5-0
Opponent scores between 70-79 points	3-4
Opponent scores 80 points or more	1-5
Four or more Saints score in double figures	8-1
Playing in November	2-4
Playing in December	3-1
Playing in January	5-4
Playing in February	2-1
Playing in March	0-0
Playing on Monday	1-0
Playing on Tuesday	2-0
Playing on Wednesday	0-1
Playing on Thursday	1-1
Playing on Friday	5-2
Playing on Saturday	1-2
Playing on Sunday	2-4
Playing in the day time (11 AM-5 PM start)	2-5
Playing at night (5 PM or later start)	10-5
Televised games	12-8
SC plays at home	11-0
SC plays on the road	1-10
SC plays on a neutral court	0-0
SC plays west of Albany	0-5
SC plays east of Albany	0-1
SC plays north of Albany	0-0
SC plays south of Albany	1-4
Wearing white uniforms	8-0
Wearing green uniforms	0-9
Wearing gold uniforms	4-1

Keepin' Track of the MAAC

For all the latest MAAC Basketball News and Scores visit www.MAACSports.com



MAAC Standings

Team	MAAC		Overall	
	W	L	W	L
1.) Saint Peter's	9	5	12	11
2.) SIENA	8	5	12	10
Monmouth	8	5	14	10
4.) Rider	8	6	14	10
5.) Manhattan	7	6	11	11
6.) Quinnipiac	6	7	11	12
Fairfield	6	7	10	14
Iona	6	7	8	12
Niagara	6	7	8	16
10.) Marist	5	8	6	16
11.) Canisius	4	10	9	16

MAAC Preseason Coaches' Poll

1.) Iona (10)	119
2.) Rider (1)	109
3.) Quinnipiac	86
4.) Monmouth	81
5.) Manhattan	79
6.) SIENA	78
7.) Canisius	52
8.) Marist	44
9.) Saint Peter's	34
10.) Niagara	26
11.) Fairfield	18

*First place votes in parenthesis

Today's Other MAAC Action

Marist at Iona	1 PM
Monmouth at Niagara	1 PM
Fairfield at Saint Peter's	2 PM
Quinnipiac at Rider	4 PM

Siena's MAAC and NCAA Rankings

Siena	Total	MAAC Rank*	NCAARank
Points	73.3	1st	121st
Opp Points	70.6	5th	210th
Scoring Margin	+2.7	1st	153rd
FG%	.452	1st	99th
Opp FG%	.441	9th	239th
FT%	.696	8th	214th
3-PT%	.351	4th	86th
Opp 3-PT%	.333	1st	191st
3-PT/GM	6.7	7th	227th
Rebounds	36.2	4th	135th
Rebound Margin	+3.9	3rd	75th
Assists	12.9	6th	202nd
Steals	5.8	9th	237th
Blocks	2.9	6th	207th
Turnovers	13.4	3rd	186th
A/TO Ratio	0.96	5th	196th
Turnovers Forced	12.9	9th	229th
Turnover Margin	-0.5	7th	228th

MAAC Weekly Honors

Date	Player of the Week	Rookie of the Week
Nov. 11	Frederick Scott (RID)	Tyler Saint-Furcy (MAR)
Nov. 18	Malik Johnson (CAN)	Jacco Fritz (CAN)
Nov. 25	Tyere Marshall (RID)	Jacco Fritz (CAN)
Dec. 2	Landon Taliaferro (FFD)	Jacco Fritz (CAN)
Dec. 9	Rich Kelly (QU)	Gary Harris, Jr. (SIE)
Dec. 16	Ray Salnave (MON)	Fousseyni Drame (SP)
Dec. 23	Elijah Burns (SIE)	Hassan Drame (SP)
Dec. 30	Jalen Pickett (SIE)	Armon Harried (CAN)
Jan. 6	Tykei Greene (MAN)	Daryl Banks III (SP)
Jan. 13	Kevin Marfo (QU)	Armon Harried (CAN)
Jan. 20	Malik Johnson (CAN)	Hassan Drame (SP)
Jan. 27	Jalen Pickett (SIE)	Tyler Sagl (MAR)
Feb. 3	Dimencio Vaughn (RID)	Aaron Estrada (SP)
Feb. 10	E.J. Crawford (ION)	Fousseyni Drame (SP)
Feb. 17		
Feb. 24		
Mar. 2		
Mar. 9		

Player			
Elijah Burns	PTS - 14.9	5th	N/A
	REB - 6.0	9th	N/A
	FG% - .640	1st	7th
	FT% - .850	4th	61st
	OREB - 2.0	7th	N/A
Manny Camper	PTS - 13.5	9th	N/A
	REB - 10.0	2nd	30th
	FG% - .490	8th	N/A
	OREB - 2.9	2nd	76th
	DREB - 7.2	2nd	23rd
	MIN - 36.2	3rd	40th
Donald Carey	FT% - .860	2nd	N/A
	MIN - 31.2	10th	N/A
Jalen Pickett	PTS - 15.8	4th	189th
	AST - 5.5	2nd	35th
	3FG - 44	T-7th	N/A
	BLK - 1.1	5th	172nd
	A/TO - 3.19	1st	6th
	MIN - 37.1	2nd	16th

*Out of 11 teams

!Out of 351 ranked teams (Through Friday)

Quick Chart

Player Season and Career Highs (at Siena)

		2019-20	Career (at Siena)
0 Donald Carey	Points Rebounds Assists Steals Blocks	22 vs. Holy Cross 12/29/19 8 at Colgate 11/30/19 6 vs. Quinnipiac 1/26/20 4 at Harvard 11/14/19 1 at Yale 11/20/19	Same Same Same Same Same
1 Elijah Burns	Points Rebounds Assists Steals Blocks	28 vs. Bucknell 12/21/19 13 twice 3 twice 2 three times 1 three times	Same Same Same Same Same
2 Gary Harris, Jr.	Points Rebounds Assists Steals Blocks	16 at Cal Poly 12/7/19 6 twice 2 twice 2 vs. Quinnipiac 1/26/20 2 three times	Same Same Same Same Same
3 Manny Camper	Points Rebounds Assists Steals Blocks	22 twice 19 at Yale 11/20/19 4 four times 3 at Manhattan 1/12/20 3 at Colgate 11/30/19	Same Same 5 twice 3 three times Same
5 Matt Hein	Points Rebounds Assists Steals Blocks	9 twice 4 three times 3 at Manhattan 1/12/20 2 three times 1 twice	Same Same Same Same Same
12 Kyle Young	Points Rebounds Assists Steals Blocks	12 at Iona 1/31/20 8 at Niagara 1/19/20 1 three times 2 at Canisius 1/17/20 1 three times	Same Same Same Same Same
13 Ben Diamond	Points Rebounds Assists Steals Blocks	- - - - -	3 at Saint Peter's 2/25/18 - - - -
14 Jordan King	Points Rebounds Assists Steals Blocks	13 at Iona 1/31/20 4 three times 3 twice 2 twice 1 at Iona 1/31/20	Same Same Same Same Same
15 Robert Mahala	Points Rebounds Assists Steals Blocks	2 vs. Quinnipiac 1/26/20 1 vs. Quinnipiac 1/26/20 - 1 vs. Quinnipiac 1/26/20 -	Same Same - Same -
20 Denzel Tchougang	Points Rebounds Assists Steals Blocks	- - - - -	4 vs. Cal Poly 12/29/18 4 at St. Bonaventure 12/5/18 1 at Marist 1/11/19 - 1 twice
22 Jalen Pickett	Points Rebounds Assists Steals Blocks	27 vs. Rider 2/14/20 10 at Yale 11/20/19 11 at Saint Peter's 2/2/20 3 three times 2 seven times	46 vs. Quinnipiac 2/17/19 10 twice 13 twice 7 vs. Colgate 11/24/18 4 vs. Rider 3/9/19
24 Jimmy Ratliff	Points Rebounds Assists Steals Blocks	2 at Harvard 11/14/19 3 at Harvard 11/14/19 1 at #19 Xavier 11/8/19 - 1 at Colgate 11/30/19	16 at St. Bonaventure 12/5/18 5 at St. Bonaventure 12/5/18 2 at Robert Morris 12/8/18 3 at George Washington 11/8/18 1 five times
30 Luke Sutherland	Points Rebounds Assists Steals Blocks	3 vs. American 11/5/19 3 twice - 1 at Canisius 1/17/20 1 at Manhattan 1/12/20	Same Same - Same Same
33 Georges Darwiche	Points Rebounds Assists Steals Blocks	- - - - -	9 at Marist 1/11/19 2 four times 3 at George Washington 11/8/18 1 four times -
35 Sammy Friday	Points Rebounds Assists Steals Blocks	10 vs. Saint Peter's 1/9/20 5 four times 1 twice 1 four times 2 vs. Rider 2/14/20	15 at Louisville 12/6/17 15 at Louisville 12/6/17 1 eight times 1 seven times 2 three times

Official Basketball Box Score -- Game Totals -- Final Statistics

Siena vs Manhattan

01/12/20 2:00 pm at

Siena 69 • 7-7,3-2 MAAC

##	Player		Total		3-Ptr	FT-FTA	Rebounds			PF	TP	A	TO	Blk	Stl	Min
			FG-FGA	FG-FGA	FG-FGA		Off	Def	Tot							
01	Elijah Burns	f	0-2	0-0	0-0	5-6	2	3	5	1	5	1	4	0	0	21
00	Donald Carey	g	4-6	2-3	0-0	0-0	0	1	1	3	10	1	5	0	0	25
03	Manny Camper	g	7-15	1-4	7-9	2-9	2	8	10	4	22	3	2	0	3	38
05	Matt Hein	g	1-4	1-1	0-0	0-0	1	1	2	0	3	3	2	0	0	17
22	Jalen Pickett	g	3-10	2-6	0-3	3-3	3	2	5	3	8	6	1	1	1	37
02	Gary Harris, Jr.		4-6	2-3	1-2	3-3	3	1	4	1	11	0	1	0	1	21
12	Kyle Young		0-0	0-0	0-0	0-0	0	4	4	1	0	1	0	0	1	15
14	Jordan King		2-7	2-5	2-2	2-2	0	0	0	3	8	0	1	0	2	14
30	Luke Sutherland		1-2	0-0	0-0	0-0	1	2	3	1	2	0	0	1	0	8
35	Sammy Friday IV		0-1	0-0	0-2	0-2	0	1	1	1	0	0	2	0	0	4
Team							0	2	2							
Totals			22-53	10-22	15-24	12-25	12	25	37	18	69	15	18	2	8	200

FG % 1st Half: 10-24 41.7% 2nd half: 12-29 41.4% Game: 22-53 41.5%
 3FG % 1st Half: 3-8 37.5% 2nd half: 7-14 50.0% Game: 10-22 45.5%
 FT % 1st Half: 8-12 66.7% 2nd half: 7-12 58.3% Game: 15-24 62.5%

Deadball
Rebounds
5

Manhattan 81 • 7-6,3-1 MAAC

##	Player		Total		3-Ptr	FT-FTA	Rebounds			PF	TP	A	TO	Blk	Stl	Min
			FG-FGA	FG-FGA	FG-FGA		Off	Def	Tot							
14	Tyler Reynolds	f	6-16	4-12	0-0	0-0	0	2	2	2	16	4	1	0	0	34
33	Pauly Paulicap	f	3-10	0-0	0-3	0-3	3	4	7	3	6	1	0	0	1	17
04	Samir Stewart	g	4-5	3-4	4-4	4-4	0	1	1	2	15	2	1	0	2	21
12	Christian Hinckson	g	4-5	2-3	4-6	4-6	2	4	6	3	14	3	3	0	0	35
30	Elijah Buchanan	g	5-10	0-1	0-0	0-0	0	6	6	2	10	2	4	0	2	24
00	Warren Williams		3-3	0-0	0-0	0-0	1	1	2	2	6	0	1	1	0	20
03	Romar Reid		0-1	0-0	0-0	0-0	0	1	1	0	0	2	0	0	0	11
10	Nehemiah Mack		3-4	2-3	1-2	1-2	0	1	1	1	9	4	1	0	2	25
15	Michael Okafor		1-2	1-2	0-0	0-0	0	1	1	3	3	1	0	1	0	10
31	Adam Cisse		1-3	0-0	0-0	0-0	1	0	1	0	2	0	0	0	0	3
Team							2	1	3							
Totals			30-59	12-25	9-15	9-15	9	22	31	18	81	19	11	2	7	200

FG % 1st Half: 20-35 57.1% 2nd half: 10-24 41.7% Game: 30-59 50.8%
 3FG % 1st Half: 7-13 53.8% 2nd half: 5-12 41.7% Game: 12-25 48.0%
 FT % 1st Half: 1-3 33.3% 2nd half: 8-12 66.7% Game: 9-15 60.0%

Deadball
Rebounds
1,1

Officials: Andy O'Brien,Donnie Eppley,Clarence Armstrong

Technical fouls: Siena-None. Manhattan-None.

Attendance: 1657

2019-20 Men's Basketball. Round: 0. Manhattan vs Siena. Played at Draddy Gymna

Score by periods	1st	2nd	Total
Siena	31	38	69
Manhattan	48	33	81

Points	In Paint	Off T/O	2nd Chance	Fast Break	Bench
SIE	24	13	14	16	21
MC	28	24	3	13	20

Last FG - SIE 2nd-00:39, MC 2nd-02:00.
 Largest lead - SIE None, MC by 26 2nd-11:28.
 SIE led for 00:00. MC led for 39:16. Game was tied for 00:44.

Score tied - 0 times.
 Lead changed - 0 times.

2019-20 Siena College Basketball
Siena Combined Team Statistics (as of Feb 14, 2020)
Conference games only

RECORD:	OVERALL	HOME	AWAY	NEUTRAL
ALL GAMES	8-5	7-0	1-5	0-0
CONFERENCE	8-5	7-0	1-5	0-0
NON-CONFERENCE	0-0	0-0	0-0	0-0

#	Player	gp-gs	min	avg	Total		3-Point		F-Throw		Rebounds								a	to	blk	stl	pts	avg
					fg-fga	fg%	3fg-fga	3fg%	ft-fa	ft%	off	def	tot	avg	pf	dq								
22	Jalen Pickett	13-13	476	36.6	80-166	.482	30-77	.390	12-21	.571	12	43	55	4.2	23	0	83	21	14	13	202	15.5		
01	Elijah Burns	12-12	296	24.7	52-77	.675	8-10	.800	56-63	.889	21	50	71	5.9	32	0	8	32	1	7	168	14.0		
03	Manny Camper	13-13	462	35.5	61-127	.480	7-23	.304	52-79	.658	37	82	119	9.2	39	0	29	33	2	15	181	13.9		
00	Donald Carey	13-12	372	28.6	41-117	.350	22-61	.361	15-19	.789	6	30	36	2.8	24	1	30	29	0	14	119	9.2		
02	Gary Harris, Jr.	13-7	293	22.5	31-68	.456	10-29	.345	15-31	.484	13	30	43	3.3	24	1	6	13	11	7	87	6.7		
14	Jordan King	13-1	205	15.8	21-59	.356	14-36	.389	4-4	1.000	2	12	14	1.1	20	0	7	9	1	6	60	4.6		
12	Kyle Young	12-0	122	10.2	17-35	.486	0-0	.000	12-19	.632	15	24	39	3.3	18	0	3	9	4	4	46	3.8		
35	Sammy Friday IV	11-1	96	8.7	12-24	.500	0-0	.000	16-29	.552	12	9	21	1.9	13	0	0	11	4	3	40	3.6		
05	Matt Hein	13-6	248	19.1	17-37	.459	3-12	.250	4-4	1.000	7	14	21	1.6	28	0	9	9	1	5	41	3.2		
15	Robert Mahala	3-0	6	2.0	1-2	.500	0-1	.000	0-0	.000	1	0	1	0.3	0	0	0	0	0	1	2	0.7		
30	Luke Sutherland	3-0	17	5.7	1-5	.200	0-3	.000	0-0	.000	1	2	3	1.0	1	0	0	0	1	1	2	0.7		
33	Georges Darwiche	2-0	5	2.5	0-1	.000	0-1	.000	0-0	.000	0	0	0	0.0	1	0	0	0	0	0	0	0.0		
13	Ben Diamond	2-0	2	1.0	0-0	.000	0-0	.000	0-0	.000	0	0	0	0.0	0	0	0	0	0	0	0	0.0		
Team											15	13	28				9							
Total.....		13	2600		334-718	.465	94-253	.372	186-269	.691	142	309	451	34.7	223	2	175	175	39	76	948	72.9		
Opponents.....		13	2600		317-737	.430	83-258	.322	176-228	.772	124	285	409	31.5	237	3	140	162	39	78	893	68.7		

TEAM STATISTICS	SIE	OPP	Date	Opponent	Score	Att.
SCORING	948	893	*	12/23/19	CANISIUS	w 73-72 5804
Points per game	72.9	68.7	*	01/03/20	MONMOUTH	w 75-72 6273
Scoring margin	+4.2	-	*	01/05/20	at Rider	L 77-85 1541
FIELD GOALS-ATT	334-718	317-737	*	01/09/20	SAINT PETER'S	w 61-58 5538
Field goal pct	.465	.430	*	01/12/20	at Manhattan	L 69-81 1657
3 POINT FG-ATT	94-253	83-258	*	01/17/20	at Canisius	L 63-73 1203
3-point FG pct	.372	.322	*	01/19/20	at Niagara	L 71-72 1020
3-pt FG made per game	7.2	6.4	*	01/24/20	MARIST	w 70-57 6693
FREE THROWS-ATT	186-269	176-228	*	01/26/20	QUINNIPIAC	w 84-61 6752
Free throw pct	.691	.772	*	01/31/20	at Iona	w 87-64 1780
F-Throws made per game	14.3	13.5	*	02/02/20	at Saint Peter's	L 80-85 637
REBOUNDS	451	409	*	02/07/20	FAIRFIELD	w 65-49 6581
Rebounds per game	34.7	31.5	*	02/14/20	RIDER	w 73-64 5600
Rebounding margin	+3.2	-	* - Conference game			
ASSISTS	175	140				
Assists per game	13.5	10.8				
TURNOVERS	175	162				
Turnovers per game	13.5	12.5				
Turnover margin	-1.0	-				
Assist/turnover ratio	1.0	0.9				
STEALS	76	78				
Steals per game	5.8	6.0				
BLOCKS	39	39				
Blocks per game	3.0	3.0				
ATTENDANCE	43241	7838				
Home games-Avg/Game	7-6177	6-1306				
Neutral site-Avg/Game	-	0-0				

Score by Periods	1st	2nd	Totals
Siena	449	499	948
Opponents	427	466	893

2019-20 Siena College Basketball
Siena Combined Team Statistics (as of Feb 14, 2020)
All games

RECORD:	OVERALL	HOME	AWAY	NEUTRAL
ALL GAMES	12-10	11-0	1-10	0-0
CONFERENCE	8-5	7-0	1-5	0-0
NON-CONFERENCE	4-5	4-0	0-5	0-0

#	Player	gp-gs	min	avg	Total		3-Point		F-Throw		Rebounds											
					fg-fga	fg%	3fg-fga	3fg%	ft-fa	ft%	off	def	tot	avg	pf	dq	a	to	blk	stl	pts	avg
22	Jalen Pickett	21-20	779	37.1	129-274	.471	44-116	.379	29-42	.690	21	70	91	4.3	32	0	115	36	24	25	331	15.8
01	Elijah Burns	21-21	553	26.3	105-164	.640	12-20	.600	91-107	.850	43	84	127	6.0	59	1	19	48	3	14	313	14.9
03	Manny Camper	22-22	797	36.2	97-198	.490	12-34	.353	91-147	.619	63	158	221	10.0	63	0	47	53	8	22	297	13.5
00	Donald Carey	22-21	686	31.2	82-218	.376	39-107	.364	49-57	.860	11	62	73	3.3	43	2	56	53	1	26	252	11.5
02	Gary Harris, Jr.	22-8	409	18.6	46-116	.397	14-44	.318	17-38	.447	20	39	59	2.7	43	2	9	23	12	8	123	5.6
14	Jordan King	22-2	375	17.0	34-104	.327	22-65	.338	11-11	1.000	7	27	34	1.5	31	0	16	17	1	11	101	4.6
35	Sammy Friday IV	20-1	192	9.6	24-53	.453	0-0	.000	21-39	.538	25	23	48	2.4	29	0	2	17	7	4	69	3.5
12	Kyle Young	16-0	138	8.6	19-42	.452	0-0	.000	14-23	.609	18	27	45	2.8	23	0	3	12	4	4	52	3.3
05	Matt Hein	22-15	439	20.0	29-65	.446	4-19	.211	4-6	.667	9	30	39	1.8	53	0	16	23	2	12	66	3.0
30	Luke Sutherland	7-0	34	4.9	2-8	.250	1-6	.167	0-0	.000	1	6	7	1.0	1	0	0	0	1	1	5	0.7
15	Robert Mahala	5-0	8	1.6	1-2	.500	0-1	.000	0-0	.000	1	0	1	0.2	0	0	0	0	0	1	2	0.4
24	Jimmy Ratliff	7-0	56	8.0	1-13	.077	0-9	.000	0-0	.000	3	5	8	1.1	6	0	1	1	1	0	2	0.3
33	Georges Darwiche	2-0	5	2.5	0-1	.000	0-1	.000	0-0	.000	0	0	0	0.0	1	0	0	0	0	0	0	0.0
13	Ben Diamond	4-0	4	1.0	0-0	.000	0-0	.000	0-0	.000	0	0	0	0.0	0	0	0	1	0	0	0	0.0
Team											20	24	44				11					
Total.....		22	4475		569-1258	.452	148-422	.351	327-470	.696	242	555	797	36.2	384	5	284	295	64	128	1613	73.3
Opponents.....		22	4475		559-1268	.441	152-457	.333	283-380	.745	193	518	711	32.3	408	8	249	281	79	123	1553	70.6

TEAM STATISTICS	SIE	OPP	Date	Opponent	Score	Att.
SCORING	1613	1553	11/05/19	AMERICAN	w 96-80	5371
Points per game	73.3	70.6	11/08/19	at Xavier	L 63-81	10430
Scoring margin	+2.7	-	11/12/19	ST. BONAVENTURE	w 78-65	5680
FIELD GOALS-ATT	569-1258	559-1268	11/14/19	at Harvard	L 56-59	1269
Field goal pct	.452	.441	11/20/19	at Yale	Lo3 89-100	746
3 POINT FG-ATT	148-422	152-457	11/29/19	at Colgate	L 62-72	872
3-point FG pct	.351	.333	12/07/19	at Cal Poly	L 66-70	1632
3-pt FG made per game	6.7	6.9	12/21/19	BUCKNELL	w 81-71	5505
FREE THROWS-ATT	327-470	283-380	* 12/23/19	CANISIUS	w 73-72	5804
Free throw pct	.696	.745	12/29/19	HOLY CROSS	w 74-62	6202
F-Throws made per game	14.9	12.9	* 01/03/20	MONMOUTH	w 75-72	6273
REBOUNDS	797	711	* 01/05/20	at Rider	L 77-85	1541
Rebounds per game	36.2	32.3	* 01/09/20	SAINT PETER'S	w 61-58	5538
Rebounding margin	+3.9	-	* 01/12/20	at Manhattan	L 69-81	1657
ASSISTS	284	249	* 01/17/20	at Canisius	L 63-73	1203
Assists per game	12.9	11.3	* 01/19/20	at Niagara	L 71-72	1020
TURNOVERS	295	281	* 01/24/20	MARIST	w 70-57	6693
Turnovers per game	13.4	12.8	* 01/26/20	QUINNIPIAC	w 84-61	6752
Turnover margin	-0.6	-	* 01/31/20	at Iona	w 87-64	1780
Assist/turnover ratio	1.0	0.9	* 02/02/20	at Saint Peter's	L 80-85	637
STEALS	128	123	* 02/07/20	FAIRFIELD	w 65-49	6581
Steals per game	5.8	5.6	* 02/14/20	RIDER	w 73-64	5600
BLOCKS	64	79				
Blocks per game	2.9	3.6				
ATTENDANCE	65999	22787				
Home games-Avg/Game	11-6000	11-2072				
Neutral site-Avg/Game	-	0-0				


* - Conference game

Score by Periods	1st	2nd	OT	OT2	OT3	Totals
Siena	783	813	8	6	3	1613
Opponents	731	794	8	6	14	1553

2019-20 SIENA MEN'S BASKETBALL TV/RADIO ROSTER



Donald Carey
So. • Guard • 6-5 • 185
Upper Marlboro, MD/Frederick Douglass/Mount St. Mary's



Elijah Burns
Gr. • Forward • 6-8 • 236
Troy, NY/Blair Academy (NJ)/Notre Dame



Gary Harris, Jr.
Fr. • Guard • 6-6 • 193
Los Angeles, CA/Price/Middlebrooks Academy



Manny Camper
Jr. • Guard/Forward • 6-7 • 203
Chestertown, MD/Kent County



Matt Hein
Gr. • Guard • 6-4 • 190
Windermere, FL/Windermere Preparatory/Illinois State



Kyle Young
Fr. • Forward • 6-9 • 239
Bethlehem, PA/Bethlehem Catholic



Ben Diamond
Sr. • Guard • 5-11 • 152
Loudonville, NY/Shaker



Jordan King
Fr. • Guard • 6-0 • 185
Albany, NY/Christian Brothers Academy



Robert Mahala
So. • Guard • 6-5 • 168
Jackson, NJ/Christian Brothers Academy



Denzel Tchougang
Jr. • Forward • 6-10 • 218
Geneva, Switzerland/Institut Florimont/Cypress College (CA)



Jalen Pickett
So. • Guard • 6-4 • 192
Rochester, NY/Aquinas Institute/SPIRE Institute (OH)



Jimmy Ratliff
So. • Guard • 6-8 • 186
Middletown, OH/Middletown/North Alabama



Luke Sutherland
Fr. • Forward • 6-7 • 203
Syracuse, NY/West Genesee



Georges Darwiche
So. • Guard • 6-1 • 192
Bucharest, Romania/Gheorghe Lazar National College



Sammy Friday IV
Sr. • Forward • 6-9 • 237
Jersey City, NJ/Hudson Catholic/St. Andrew's School (RI)



Carmen Maciariello
Head Coach



PRONUNCIATION GUIDE

#15 Robert Mahala – Ma-HA-la
#20 Denzel Tchougang – CHEW-gang
#33 Georges Darwiche – Darr-VEESH
Carmen Maciariello – Mass-ah-RELL-oh
Antoni Wyche – Ann-TOE-knee WYSH

No.	Name	Cl.	Pos.	Ht.	Wt.	Hometown/High School/Previous School
0	Donald Carey	So.	G	6-5	185	Upper Marlboro, MD/Frederick Douglass/Mount St. Mary's
1	Elijah Burns	Gr.	F	6-8	236	Troy, NY/Blair Academy (NJ)/Notre Dame
2	Gary Harris, Jr.	Fr.	G	6-6	193	Los Angeles, CA/Price/Middlebrooks Academy
3	Manny Camper	Jr.	G/F	6-7	203	Chestertown, MD/Kent County
5	Matt Hein	Gr.	G	6-4	190	Windermere, FL/Windermere Preparatory/Illinois State
12	Kyle Young	Fr.	F	6-9	239	Bethlehem, PA/Bethlehem Catholic
13	Ben Diamond	Sr.	G	5-11	152	Loudonville, NY/Shaker
14	Jordan King	Fr.	G	6-0	185	Albany, NY/Christian Brothers Academy
15	Robert Mahala	So.	G	6-5	168	Jackson, NJ/Christian Brothers Academy
20	Denzel Tchougang	Jr.	F	6-10	218	Geneva, Switzerland/Institut Florimont/Cypress College (CA)
22	Jalen Pickett	So.	G	6-4	192	Rochester, NY/Aquinas Institute/SPIRE Institute (OH)
24	Jimmy Ratliff	So.	G	6-8	186	Middletown, OH/Middletown/North Alabama
30	Luke Sutherland	Fr.	F	6-7	203	Syracuse, NY/West Genesee
33	Georges Darwiche	So.	G	6-1	192	Bucharest, Romania/Gheorghe Lazar National College
35	Sammy Friday IV	Sr.	F	6-9	237	Jersey City, NJ/Hudson Catholic/St. Andrew's School (RI)

COACHING STAFF

Harley Fuller – Assistant Coach
Bob Simon – Assistant Coach
Antoni Wyche – Assistant Coach

Greg Fahey – Director of Basketball Operations
Matt Miner – Special Assistant to the Head Coach
Daniel Cohen – Manager