

November (2-4)

5	AMERICAN&+	W, 96-80
8	at #19/21 Xavier%	L, 81-63
12	ST. BONAVENTURE^+	W, 78-65
14	at Harvard+	L, 59-56
20	at Yale+	L, 100-89 (3 OT)
30	at Colgate	L, 72-62

December (3-1)

7	at Cal Poly	L, 70-66
21	BUCKNELL@+	W, 81-71
23	CANISIUS*@@	W, 73-72
29	HOLY CROSS@+	W, 74-62

January (2-4)

3	MONMOUTH*@@	W, 75-72
5	at Rider*+	L, 85-77
9	SAINT PETER'S*@@	W, 61-58
12	at Manhattan*+	L, 81-69
17	at Canisius*+	L, 73-63
19	at Niagara*+	L, 72-71
24	MARIST*@+	7 PM
26	QUINNIPIAC*@@	2 PM
31	at Iona*+	7 PM

February (0-0)

2	at Saint Peter's*+	4 PM
7	FAIRFIELD*@@	7 PM
14	RIDER*@@	7 PM
16	MANHATTAN*&@#	2 PM
19	IONA*@@	7 PM
23	at Fairfield*+	2 PM
26	at Quinnipiac*+	7 PM
28	at Marist*#	7 PM

March (0-0)

4	NIAGARA*@@	7 PM
6	at Monmouth*+	7 PM
10	MAAC First Round\$#	TBA
11-12	MAAC Quarterfinals\$#	TBA
13	MAAC Semifinals\$=	TBA
14	MAAC Championship\$!	4 PM

All times are Eastern Standard Time

Home Games in **BOLD CAPS**

*MAAC Game

&Doubleheader with Siena women

^Br. Ed Coughlin Franciscan Cup

%FSN

=ESPN2

!ESPN

+ESPN+

#ESPN3

=ESPNNEWS

@My4 Albany

\$MAAC Tournament (Atlantic City, NJ)

GAME #17



Siena (7-9, 3-4) vs. Marist (4-13, 3-5)

Friday, January 24, 2020 - 7 PM
Times Union Center (7,146) - Albany, NY



TV:

Robert Lee
Kelly O'Donnell

RADIO:



A.J. Kanell
Andy Grazulis

ONLINE: **ESPN+**

Siena College Athletic Communications

Marcelle Athletic Complex
515 Loudon Road - Loudonville, NY 12211-1462
Ph: 518-783-2377 - SienaSaints.com
Assistant Athletic Director for Communications: Mike Demos
Press/Cell Phone: 336-675-7374
E-mail: mdemos@siena.edu

Previous Starters

2019-20 Stats

# - POS	NAME/CL/HT/WT/HOMETOWN	PPG	RPG	APG	MPG
1 - F	Elijah Burns (Gr., 6-8/236, Troy, NY)	14.2	6.1	1.1	27.3
3 - G/F	Manny Camper (Jr., 6-7/203, Chestertown, MD)	13.3	10.8	2.3	36.9
2 - G	Gary Harris, Jr. (Fr., 6-6/193, Los Angeles, CA)	5.3	2.6	0.3	16.6
14 - G	Jordan King (Fr., 6-0/185, Albany, NY)	4.1	1.6	0.7	16.8
22 - G	Jalen Pickett (So., 6-4/192, Rochester, NY)	15.7	4.5	4.4	37.6

Reserves (Listed Numerically)

# - POS	NAME/CL/HT/WT/HOMETOWN	PPG	RPG	APG	MPG
0 - G	Donald Carey (So., 6-5/185, Upper Marlboro, MD)	12.5	3.6	2.5	31.5
5 - G	Matt Hein (Gr., 6-4/190, Windermere, FL)	3.5	1.8	0.9	21.3
12 - F	Kyle Young (Fr., 6-9/239, Bethlehem PA)	2.7	2.7	0.1	8.2
13 - G	Ben Diamond (Sr., 5-11/152, Loudonville, NY)	0.0	0.0	0.0	1.0
15 - G	Robert Mahala (So., 6-5/168, Jackson, NJ)	0.0	0.0	0.0	1.7
20 - F	Denzel Tchougang (Jr., 6-10/218, Geneva, Switzerland)	N/A	N/A	N/A	N/A
24 - G	Jimmy Ratliff (So., 6-8/186, Middletown, OH)	0.3	1.1	0.1	8.0
30 - F	Luke Sutherland (Fr., 6-7/203, Syracuse, NY)	0.8	1.2	0.0	5.3
33 - G	Georges Darwiche (So., 6-1/192, Bucharest, Romania)	0.0	0.0	0.0	3.0
35 - F	Sammy Friday IV (Sr., 6-9/237, Jersey City, NJ)	3.6	2.7	0.1	10.3



@SienaSaints
@SienaMBB



SienaSaints
SienaBasketball



@SienaSaints
@SienaMBB

YouTube thesienasaints



The Series With Marist

85th Meeting: Siena leads, 57-27



Home - 34-10
Division I - 48-24
MAAC - 26-18

Last Meeting - Siena 67, Marist 55
Feb. 24, 2019 - Albany, NY



Of Note

Siena has won 21 of the past 26 meetings overall

The Saints are 34-10 (.773) at home, and have won 11 of the past 12 matchups in Albany
Siena's .679 win% vs. Marist is its best vs. any program that it has faced at least 40 times
John Dunne is 11-15 vs. Siena (0-2 at Marist)

Last Meeting

The five Siena seniors accounted for 50 points on Senior Day
The Saints shot 57% from the field in the second half
Siena held Marist to just 36% shooting including 2-17 from three
Kevin Degnan scored a career-high 25 points for the Saints
Brian Parker scored 15 points and added four steals for Marist

Siena vs. the Metro Atlantic Athletic Conference



333-258 (.563) all-time overall in MAAC competition
294-233 (.558) all-time overall in MAAC Regular Season action
397-363 (.522) all-time overall vs. the other 10 programs which currently comprise the MAAC
Won at least a share of seven MAAC Regular Season Championships, and captured five MAAC Tournament titles (1999, 2002, 2008, 2009, 2010)



Siena vs. the MAAC

All-Time Regular Season
(31st Season)

Canisius	35-27
Fairfield	32-27
Fordham	1-1
Holy Cross	1-1
Iona	33-26
La Salle	3-2
Loyola (MD)	31-16
Manhattan	28-32
Marist	26-18
Monmouth	2-11
Niagara	35-25
Quinnipiac	6-5
Rider	27-16
Saint Peter's	35-25
TOTAL	294-233

	Tale of the Tape	
7-9	Record	4-13
3-4	MAAC	3-5
210	NET	332
72.1	Points	59.6
73.3	Opp Points	67.2
.436	FG%	.383
.459	OPP FG%	.417
.340	3FG%	.327
.683	FT%	.598
37.2	Rebounds	34.2
12.1	Assists	9.4
14.1	Turnovers	13.9
2.8	Blocks	2.9
5.8	Steals	6.9

*Leads MAAC

Carmen Maciariello

Siena '01

First Season

7-9 (.438)



Siena Basketball alumnus named 18th head coach in program history on March 25th

41-year-old native of nearby Clifton Park completed first season as an assistant coach in second stint on staff last season

Helped guide Siena to a 17-16 overall record including an 11-7 mark in the MAAC last season

Saints' 17 wins tied for the most of any MAAC team, and the squad's nine-win improvement was tied for the 11th best turnaround nationally. Siena finished in a tie for second place in the MAAC - placing nine spots higher than their preseason poll prediction - which tied UT Arlington for the largest improvement nationally.

Served as coordinator for Siena defense last season which ranked 42nd nationally allowing 66.0 points per game, the third best mark during the program's 43-year Division I era. Earlier last season, Maciariello's defense held the opposition to 70 points or fewer for 15 straight games, marking the program's longest such streak in 26 years.

First entered the collegiate ranks as Siena's director of basketball operations during the 2005-06 season under the direction of 2017 Siena Athletics Hall of Fame inductee Fran McCaffery

Graduated cum laude from Siena in 2001, while helping guide the Saints to 20 wins and a share of the MAAC Regular Season Championship during his senior season, after having sat out the previous year per NCAA transfer regulations following his matriculation from the University of New Hampshire

Recently completed 11th season as a Division I assistant coach, which has included stops at Siena (2018-19), George Washington (2014-18), Boston University (2011-14), and Fairfield (2008-11)

Teams have made seven national postseason tournament appearances while averaging 20.5 wins and a .624 winning percentage, and has also helped guide his programs to a 124-70 (.639) conference mark and, including his time as an undergraduate at Siena, has won a conference regular season or postseason title at each school

2012 Capital District Basketball Hall of Fame inductee

1996 *Albany Times Union* Player of the Year at Shenendehowa High School

Married to wife, Laura, and has a two-year-old daughter, Reese





QUICK HITS



Siena returns to the Capital Region tonight to begin a stretch where they play six of their next eight at the Times Union Center. The Saints are the only Division I team which is undefeated at home (7-0) and winless in true road games (0-9) this season. Siena's seven-game home win streak is the program's longest since winning nine straight at home to open 2015-16. The Saints are averaging 76.9 points on 47% shooting, 38% from three, and 72% from the free throw line at home. Siena has won its first three MAAC home games by a combined seven points.

Junior guard/forward **Manny Camper** ranks 10th nationally averaging 10.8 rebounds per game. Camper also stands 18th nationally with nine double-doubles this season, the first of his career. Camper pulled down a career-high 19 rebounds on Nov. 20 at Yale, the most by a Siena player in nearly seven years since **OD Anosike** grabbed 21 on Jan. 27, 2013 against Marist. Camper had averaged just 3.9 rebounds over his first two seasons in 19.3 minutes per game.

The Saints currently possess four of the top-16 scorers in the MAAC. MAAC Preseason Player of the Year **Jalen Pickett** ranks third in the MAAC in scoring (15.7), while **Elijah Burns** is sixth (14.2), Camper is 12th (13.3), and **Donald Carey** is 16th (12.5).

The "core four" has combined to average 55.7 points to account for 77% of the team's scoring. Pickett (37.6 - second), Camper (36.9 - third), and Carey (31.5 - eighth) also rank in the top-eight in the MAAC in minutes played, with Pickett and Camper ranked eighth and 19th in the nation, respectively.

Siena ranks second in the MAAC in both scoring (72.1) and field goal percentage (.436), after averaging just 64.6 points last year. Pickett was named to both the 2019-20 Lou Henson Award Preseason and Midseason Watch Lists - presented annually to the nation's top Division I mid-major player.

Pickett was named the Lou Henson Award National Player of the Week and MAAC Player of the Week on Dec. 30. Pickett leads the MAAC and ranks 26th nationally in assist-to-turnover ratio (2.54), and stands second in the conference in assists (4.4), third in scoring (15.7), fourth in blocks (1.3), fifth in steals (1.5), and tied for seventh in threes (33).

Pickett is the first Saint to be voted the MAAC Preseason Player of the Year in nine years dating back to **Ryan Rossiter** in 2010-11. Pickett is the first true sophomore to be selected Preseason First Team All-MAAC since Iona's **Schadrac Casimir** in 2015-16. Pickett was ranked the 25th best player in nation entering the 2019-20 season by ESPN's John Gasaway, 68th by NBC Sports' Rob Dauster, and 69th by CBS Sports' Matt Norlander.

Siena ranks 73rd nationally in rebound margin (+4.3) and also averages 37.3 rebounds per game. The Saints ranked fifth worst nationally last season in rebounding (29.5) and 322nd out of 351 teams in rebound margin (-4.1).

Siena started 2-0 MAAC play for the first time in a decade, dating back to a program-best 14-0 start during the 2009-10 season. Siena saw their season long four-game winning streak snapped Jan. 5 at Rider, which matched the program's longest in 10 years. The Saints posted a 17-13 overall record during the 2019 calendar year, the program's best mark since going 22-11 in 2010. Siena was projected to finish sixth (11 teams) according to the MAAC Preseason Coaches' Poll.

Only eight points separated the third through sixth spots in tight polling. Siena finished in a four-way tie for second place in the MAAC last season, after being predicted to finish last.

Saints' nine-spot improvement from their preseason prediction was tied with UT Arlington for the best nationally.

The Saints finished with a 4-5 record in non-conference action. Siena went 4-0 at home to record the program's first undefeated record in non-conference play since also going 4-0 in 2015-16. The Saints went 3-1 against the Patriot League while playing three of the conference's top-four teams in the preseason poll. The Saints faced both of the Ivy League's Co-Regular Season Champions from a year ago on the road in Harvard and Yale. Both Xavier (18) and Harvard (75) were ranked in the Top-100 in Ken Pomeroy's preseason rankings.

Siena has a pair of four-game homestands and also had a four-game road trip earlier this season. The four-game road trip was the program's first since Feb. 12-26, 2010. The four-game road trip matches the program's longest since playing five straight away from home Dec. 22, 1994 - Jan. 7, 1995. The Saints went a season long 14 days between their games Dec. 7 at Cal Poly and Dec. 21 vs. Bucknell. Siena played just four games in a 36-day span. Siena went a total of 39 days between its second and third home games of the season, Nov. 12 to Dec. 21. This was the longest in-season stretch between home games in the program's Division I history (1976-77). Coppin State (42 days) is the only Division I team which has a longer stretch between home games this season.

Siena routed American 96-80 in the season opener. The 96 points scored was the program's most in a season-opener in 35 years, dating back to a 110-64 thrashing of East Stroudsburg to tip off the 1984-85 campaign.

The 16-point margin of victory was the largest in a season-opener since an 82-52 triumph over Boise State in Albany to start the 2008-09 MAAC Championship season, and the largest margin by a coach in his Siena debut since **Dan Cunha** in 1941-42. The Saints' streak of 39 consecutive games committing 15 turnovers or fewer was snapped Nov. 14 at Harvard (17). It was the first time Siena committed more than 15 turnovers since a triple overtime loss vs. Monmouth on Feb. 21, 2018. The Saints ranked eighth nationally last season averaging just 9.8 turnovers per game.

Siena returns two starters and 10 letterwinners from last year's team. The Saints welcomed back 41% of their scoring and 40% of their rebounding from a year ago. Three of the team's top-four scorers from last season either graduated or transferred.

Siena welcomes five newcomers to the program this season, including four true freshmen. Illinois State transfer **Matt Hein** becomes the program's third-ever graduate transfer, dating back to last season. Highly touted transfers Burns (Notre Dame) and Carey (Mount St. Mary's) are also set to don the Green and Gold for the first time after sitting out the 2018-19 season due to NCAA transfer regulations.

A total of seven players and coaches from the 2019-20 roster hail from the Greater Capital Region. The Saints are under the direction of alumnus **Carmen Maciariello '01** who was named the program's 18th head coach Mar. 25. Maciariello is Siena's third different head coach in three seasons. Maciariello is the first alumnus to lead the program since **Bill Kirsch** (1972-82).

The Saints are looking to build off last season's 17-16 overall record which included an 11-7 mark in the MAAC. Siena's nine-win improvement from the previous year was tied for the 11th best turnaround nationally. The Saints' 17 wins were tied for the most of any MAAC team. Siena set program single-season records for both three-point makes (288) and attempts (849). The Saints ranked amongst the national leaders in fewest fouls (14.0 - fourth), turnovers (9.8 - eighth), scoring defense (66.0 - 42nd), and assist-to-turnover ratio (1.28 - 50th).

Siena held the opposition to 70 points or fewer for 15 straight games from Dec. 22 - Feb. 13, marking the program's longest stretch since a 17-game streak from Dec. 8, 1992 - Feb. 10, 1993.



OF NOTE



Last Time Out: Niagara 72, Siena 71 (Jan. 19 – Niagara University, NY)

Niagara took its first lead of the game with just 44.9 seconds remaining
Siena had led throughout and by as many as 11 points midway through the first
The Purple Eagles shot 67% from the field in the second half

Manny Camper scored a game-high 21 points for the Saints who shot 50%



By The Numbers

3

Number of head coaches who have led Siena the past three seasons

.624

New head coach Carmen Maciariello's win percentage in 11 years as an assistant

7

Number of Siena players and coaches who hail from the Greater Capital Region

39

Days in-between Siena's second and third home games this season

77%

Percentage of scoring Burns, Camper, Carey, and Pickett have accounted for this season

96

Points scored vs. American, Siena's most in a season opener in 35 years

+7.8

Improvement in Siena's rebounding average from last season

+8.4

Improvement in Siena's rebound margin from last season

19

Rebounds Manny Camper had at Yale on Nov. 20, the most by a Siena player in seven seasons

41

Percentage of scoring Siena returns from last year

7

Number of Siena's nine non-conference opponents who had winning records last year

9

Win improvement last year – tied for 11th best nationally

6,480

Siena's average attendance over 382 all-time games played at the Times Union Center

12

Siena's rank for average attendance last season amongst all Northeast teams

19

Siena's rank for average attendance last season amongst all mid-major teams nationally

288

Three-pointers made last year – a program single-season record

39

Consecutive games Siena committed 15 turnovers or less (Feb. 21, 2018 – Nov. 14, 2019)

11

Times Pickett was named MAAC Rookie of the Week last year, T-2 most in NCAA history

Points: Margin of Victory

1	2	3	4	5	6	7	8	9	10	11	12	13	14	15+
1	0	2	0	0	0	0	0	0	1	0	1	1	0	1

Points: Margin of Defeat

1	2	3	4	5	6	7	8	9	10	11	12	13	14	15+
1	0	1	1	0	0	0	1	0	2	1	1	0	0	1

INDIVIDUAL CAREER TOTALS*

	'19-'20	CAREER
DOUBLE DIGIT SCORING		
Jalen Pickett	13	39
Manny Camper	13	17
Donald Carey	12	12
Elijah Burns	11	11
Sammy Friday IV	1	4
Gary Harris, Jr.	3	3
Jimmy Ratliff	0	3
Jordan King	1	1

40 POINT GAMES

Jalen Pickett	0	1
---------------	---	---

30 POINT GAMES

Jalen Pickett	0	1
---------------	---	---

20 POINT GAMES

Jalen Pickett	4	13
Manny Camper	3	4
Elijah Burns	2	2
Donald Carey	2	2

10 REBOUND GAMES

Manny Camper	10	12
Elijah Burns	2	2
Jalen Pickett	1	2
Sammy Friday IV	0	1

10 ASSIST GAMES

Jalen Pickett	0	5
---------------	---	---

TRIPLE DOUBLES

None
Last: Dec. 3, 2006 Kojo Mensah vs. UAlbany

DOUBLE DOUBLES

Manny Camper	9	9
Jalen Pickett	1	6
Sammy Friday IV	0	1
Elijah Burns	1	1

FIVE OR MORE THREES IN A GAME

Jalen Pickett	1	2
---------------	---	---

*At Siena

Team Leaderboard (Games)

Scoring: Pickett (6), Carey (5), Burns (4),

Camper (4), Harris (1)

Rebounding: Camper (14), Burns (2),

Young (1)

Assists: Pickett (8), Carey (5), Camper (4),

King (1)

Minutes: Camper (8), Pickett (8), Carey (1)

Double-Figures Scoring: Camper (13),

Pickett (13), Carey (12), Burns (11), Harris

(3), Friday (1), King (1)

Double-Doubles: Camper (9), Burns (1),

Pickett (1)

Siena and the Times Union Center

Siena is in its 30th season of competition at the Times Union Center, and 23rd since making the full-time move to downtown Albany in 1997-98

The Saints have ranked in the top-100 nationally in attendance in each of the past 22 seasons, coinciding with the program's full-time move to the TUC

Siena ranked 94th nationally out of 351 Division I programs in attendance last season, drawing an average of 5,767 fans over 16 home dates at the Times Union Center

Siena ranked 12th overall in the Northeast - and second amongst all Northeast mid-major teams - in average attendance last season, and stood 19th nationally amongst all mid-major programs in attendance

The Saints' average attendance last season out-drew power five conference schools Boston College, California, Oregon State, Stanford, USC, and Washington State, and exceeded the overall Division I national average of 4,659 by more than 1,000 fans

Siena has drawn a grand total of 2,507,762 fans (an average of 6,480) over 387 dates at the Times Union Center

The Saints welcomed their 2-millionth fan on Dec. 23, 2014 against Cornell, and have drawn crowds in excess of 10,000 on 33 occasions

Siena boasts a 255-132 (.659) all-time record at the Times Union Center, including a 240-110 (.686) mark since making the full-time move to the facility in 1997-98

In 2009-10, Siena established a new program record with 133,505 fans (an average of 7,853) for 17 home games, which ranked 66th nationally in tying for its highest national ranking ever (2002-03)

The Saints have hosted the MAAC Basketball Championships at the Times Union Center 20 times in their 30 years in the conference

2019-20 NCAA Individual Leaders (Through Thursday)

Rebounds Per Game

1.) John Mooney	Notre Dame	13.9
2.) Kevin Marfo	Quinnipiac	13.8
3.) Willie Jackson	Toledo	12.6
4.) James Butler	Drexel	12.0
5.) Cletrell Pope	Bethune-Cookman	11.9
6.) Daniel Oturu	Minnesota	11.9
7.) E.J. Anosike	Sacred Heart	11.6
8.) Paul Reed	DePaul	11.3
9.) Elyjah Goss	IUPUI	11.2
10.) Manny Camper	Siena	10.8

Minutes Per Game

1.) Jahlil Jenkins	Fairleigh Dickinson	38.3
2.) Nate Darling	Delaware	38.2
3.) Malik Johnson	Canisius	38.1
4.) Kyle Lofton	St. Bonaventure	38.1
5.) George Tinsley	Binghamton	38.1
6.) Elijah Hughes	Syracuse	37.5
7.) Jason Preston	Ohio	37.4
8.) Jalen Pickett	Siena	37.4

2018-19 Attendance Northeast Rankings*

Team	Average Attendance
1.) Syracuse	21,992
2.) St. John's	9,798
3.) Providence	9,542
4.) Villanova	9,053
5.) Penn State	9,046
6.) UConn	8,652
7.) Seton Hall	8,507
8.) Pittsburgh	6,749
9.) Rutgers	6,240
10.) Temple	6,211
11.) Rhode Island	5,797
12.) SIENA	5,767

*The Northeast is comprised of the nine states Connecticut, Maine, Massachusetts, New Hampshire, New Jersey, New York, Pennsylvania, Rhode Island, and Vermont according to the United States Census Bureau



Siena Individual Career Records

Points Per Game

1.) Fred Shear	1970-73	20.3
2.) Marc Brown	1987-91	18.6
3.) Bob Hermann	1967-70	18.0
4.) Steve Walters	1972-76	17.3
5.) Doremus Bennerman	1990-91	16.9
6.) Mike Seymour	1967-70	16.2
7.) Mark Palinski	1964-67	16.1
8.) Jalen Pickett	2018-pres.	15.8

Assists Per Game

1.) Marc Brown	1987-91	6.5
2.) Ronald Moore	2006-10	6.1
3.) Jalen Pickett	2018-pres.	6.0

Assists

1.) Ronald Moore	2006-10	823
14.) Kenny Hasbrouck	2005-09	331
15.) Antoine Jordan	2002-06	291
16.) Jalen Pickett	2018-pres.	287



PLAYER QUICK HITS



Previous Starters

F - #1 Elijah Burns

Named both the MAAC Player of the Week and College Sports Madness MAAC Player of the Week on Dec. 23
 Leads the MAAC and ranks 27th nationally with a .600 field goal percentage
 Also ranks sixth in the MAAC in both scoring (14.2) and free throw percentage (.809), and seventh in rebounding (6.1)
 Scored a career-high 28 points on 10-13 shooting in just 24 minutes in victory over Bucknell (Dec. 21)
 Scored 19 points or more in a game five times
 Graduate transfer set to suit up for lone season in the Green and Gold in 2019-20
 Enrolled in in Siena College's new MBA program, and is pursuing his graduate degree in strategic management
 Notre Dame transfer officially joined Siena on Dec. 17, 2018, and sat out remainder of season due to NCAA transfer rules
 Appeared in 44 games over three-plus seasons with the Irish, averaging 2.2 points and 2.1 rebounds spanning 9.0 minutes
 Saw action in four games (one start) prior to transfer last season, averaging 5.3 points and 3.8 rebounds over 11.3 minutes
 Helped lead United States U18 team to the silver medal at the 2014 Albert Schweitzer Tournament in Germany
 Starred on local AAU circuit for the Albany City Rocks (2012-14), which he helped guide to consecutive top-three finishes at the national championships - second place in 2014, and third place in 2013

G/F - #3 Manny Camper

Ranks 10th nationally in rebounding (10.8), 11th in DREB (7.8), 18th in double-doubles (nine), and 19th in minutes (36.9)
 Junior has registered first nine collegiate double-doubles this season
 Posted career-highs of 22 points and 19 rebounds at Yale (Nov. 20)
 Most rebounds by a Siena player in nearly seven years since **OD Anosike** grabbed 21 on Jan. 27, 2013 at Marist
 Averaging a double-double with 13.3 points and 10.8 rebounds
 Averaged 6.4 points and 5.4 rebounds spanning 26.2 minutes of action in 29 games (22 starts) last season
 Named the North Bayside Player of the Year each of his final two seasons while starring at Kent County High School
 Four-year varsity starter scored 1,951 career points
 Member of the National Honor Society was ranked in the top-10 of his high school graduating class and was the recipient of a Dr. Martin Luther King, Jr. Humanitarian Award

G - #2 Gary Harris, Jr.

Named MAAC Rookie of the Week (Dec. 9) after posting season-highs of 16 points and six rebounds at Cal Poly (Dec. 7)
 Scored in double figures three times, and leads all Siena reserves averaging 5.3 points in 16.6 minutes
Carmen Maciariello's first official signing after being promoted to head coach
 Enjoyed breakout performance at Adidas Gauntlet in April 2019, competing for the Cali Rebels AAU team
 Averaged 17.3 points over seven games at the Adidas Gauntlet Premiere Showcase, while shooting 54% from the field including an even 50% from three
 Scored 31 points and added seven rebounds vs. Play Ball Nation YIIS in the Adidas Gauntlet, and tallied 26 points on the strength of 7-11 shooting from three vs. Marcus Smart
 Named First Team All-Prep Elite Conference after averaging 18 points and eight rebounds during 2018-19 season for Middlebrooks Academy
 Played high school basketball at Frederick K.C. Price III Christian High, averaging 21.5 points, 8.3 rebounds, 2.2 assists, 2.5 steals, and 1.4 blocks on his way to earning All-California Interscholastic and Team MVP acclaim during the 2017-18 season

G - #14 Jordan King

Averaging 4.1 points in 16.8 while coming off the bench for 14 of the first 16 games
 Posted season-high 10 points in victory over Bucknell (Dec. 21)
 Albany product who starred locally on both the high school and AAU circuits
 2019 Suburban Council Player of the Year while starring for Christian Brothers Academy
 Averaged 24.1 points, 4.5 assists, and 4.3 rebounds while also earning Albany Times Union Large School First Team honors his senior season
 One of just seven players in CBA history to eclipse 1,000 career points
 Played AAU for the Albany City Rocks and Mass Rivals

G - #22 Jalen Pickett

Lou Henson Award Preseason and Midseason Watch List selection (top Division I mid-major player)
 Named the Lou Henson Award National Player of the Week and the MAAC Player of the Week on Dec. 30
 Ranks eighth nationally - and second in the MAAC - in minutes per game (37.6)
 Also leads the MAAC in assist-to-turnover ratio (2.54), and ranks second in assists (4.4), third in scoring (15.7), fourth in blocks (1.3), fifth in steals (1.5), and seventh in threes (33)
 Posted double-double with 17 points and 10 rebounds and added eight assists (zero turnovers) in 55 minutes at Yale (Nov. 20)
 2019-20 MAAC Preseason Player of the Year and Preseason First Team All-MAAC selection
 First Saint to be voted MAAC Preseason Player of the Year in nine years since **Ryan Rossiter** in 2010-11
 First true sophomore to be Preseason First Team All-MAAC since Iona's **Schadrac Casimir** in 2015-16
 Ranked the 25th best player in college basketball for this season by ESPN's John Gasaway, 68th by NBC Sports' Rob Dauster, and 69th by CBS Sports' Matt Norlander
 Declared as early entrant for 2019 NBA Draft, and was invited to and participated in the inaugural NBA G League Elite Camp as well as pre-draft workouts with several NBA teams before withdrawing to return to Siena
 2018-19 Siena College Male Student Athlete and Rookie of the Year
 Unanimous 2018-19 MAAC Rookie of the Year and MAAC All-Rookie Team selection
 League record 11-time MAAC Rookie of the Week also tied for second most overall in NCAA Division I history (12 - **Jared Sullinger**: Ohio State - Big Ten, 2010-11)

Sullinger:

One of 30 Division I finalists nationally for the 2019 Kyle Macy Award (top freshman in college basketball)
 Second freshman in MAAC history (**Lionel Simmons**: La Salle, 1986-87) to earn First Team All-MAAC honors
 NABC District 1 First Team selection (first freshman in program history)
 ECAC Rookie of the Year (first in program history) and Second Team All-ECAC
 Named CBS Sports/USBWA National Freshman of the Week on Feb. 19
 Swept MAAC weekly honors on Dec. 3 - fourth league freshman in past 33 years to be named MAAC Player of the Week
 MAAC All-Tournament Team selection
 Set Siena freshmen records for both scoring (521) and steals (66), while also achieving the fourth-highest single-season assist total overall (221) in school history
 Ranked ninth nationally and third amongst Division I freshmen in assists (6.7)
 Stood 22nd nationally and fourth amongst Division I freshmen in assist-to-turnover ratio (2.76)
 Was 35th nationally and fourth amongst Division I freshmen in steals (2.0)
 Led the MAAC overall in both assists and assist-to-turnover ratio, ranked second in steals, fourth in blocks (0.9), and seventh in scoring (15.8)
 Scored in double figures 26 times, highlighted by eight 20-point performances, and added five double-doubles
 Erupted for 46 points (second highest single-game total in program history) and 13 assists vs. Quinnipiac (Feb. 17) to become just the second player nationally this century with 45-plus points and 10-plus assists in a game
 Posted first collegiate double-double with 27 points and 13 assists at Hofstra (Nov. 28) to become first Division I player nationally during the 2018-19 season to reach those marks
 Swiped seven steals vs. Colgate (Nov. 24), the most by a Saint since **Clarence Jackson** also had seven on Jan. 4, 2010



PLAYER QUICK HITS



Reserves (Listed Numerically)

G - #0 Donald Carey

Ranks third in the MAAC in free throw percentage (.848)
Scored season-high 22 points in victory over Holy Cross (Dec. 29)
Has scored in double figures 12 times
Mount St. Mary's transfer now eligible to play after sitting out last season due to NCAA transfer regulations
Started all 32 games during his freshman season at the Mount
Averaged 9.0 points and ranked 11th in the Northeast Conference in both assists (3.4) and assist-to-turnover ratio (1.27)
Cousin, **Kyle Anderson** currently plays for the Memphis Grizzlies
Older brother, **Jamall Robinson** played at both Hofstra and LIU Brooklyn

G - #5 Matt Hein

Started each of team's first 15 games donning the Green and Gold
Posted season-highs of nine points in each of team's last two home games
Illinois State graduate transfer will have one season of eligibility with the Saints in 2019-20
Third-ever graduate transfer in program history - joining **Braedon Bayer** and **Elijah Burns** from last year - and is enrolled in Siena College's new MBA program
Appeared in 65 games including 14 starts over three seasons at Illinois State (red-shirted as freshman), averaging 2.5 points and 1.5 rebounds spanning 15.5 minutes per game
Made 18 appearances including one start, and averaged 1.6 points, 1.4 rebounds, and 1.5 assists in 15.3 minutes of action last season for Illinois State
Brother, **Daouda (David) N'Diaye**, played with Hein for three seasons at Illinois State, and now plays for Southern Utah
Uncle, **Stu Hein**, is 1990 Ohio State Hall of Fame inductee (baseball)

F - #12 Kyle Young

Appeared in each of last six games after having seen action in just four of the first 10 games
Posted season-highs of nine points and eight rebounds in 17 minutes of action at Niagara (Jan. 19)
Was first commitment in the Saints' Class of 2023
Named a 2019 Pennsylvania Sports Writers Class 4A Third Team selection after averaging 13.9 points and leading Bethlehem Catholic to a 26-4 record
Tied for team-high with 14 points in 2018 PIAA Class 4A State Semifinals and led squad to 28-4 record and an Eastern Pennsylvania Conference and District 11 Class 4A Championship his junior season
Played AAU for the Jersey Shore Warriors, which also produced recent Siena stars **Ryan Rossiter** and **Rob Poole**
Has an older brother, Ryan, who plays basketball at Northwestern, and an older sister, Jordan, who plays volleyball at George Washington

G - #13 Ben Diamond

Seen action in only two games so far this season, logging a pair of minutes
Former manager is in third season on the active roster as a walk-on
Two-time MAAC All-Academic Team selection
Appeared in seven career games over first two seasons, logging six minutes
Recipient of the 2015 Team Courage Award, NewsChannel 13 Scholar Athlete Award, and 2016 Ray Holmes Memorial Award

G - #15 Robert Mahala

Appeared in first three collegiate games this season, logging five total minutes
Did not see any action last season as a freshman
Earned three varsity letters and was a two-year starter at Christian Brothers Academy
Averaged 9.8 points as a senior, and was selected to play in New Jersey's North-South Senior All-Star Game
Father, Bobby, played college basketball at Wagner
Cousin, **Kevin Mahala**, was drafted by the Pittsburgh Pirates in 2016



PLAYER QUICK HITS



Reserves (Continued)

#20 - Denzel Tchougang

Has missed entirety of season so far due to stress fracture in foot
Transfer from Cypress College (CA) set for second of three seasons of eligibility with Siena
Appeared in 20 straight contests after being a DNP (coaches decision) the first eight games last season
Scored season-high four points vs. Cal Poly (Dec. 29)
Appeared in 27 games (23 starts) at Cypress last season, averaging 2.4 points and 2.6 rebounds in 9.6 minutes of action
Played five years of club basketball in Geneva
Swiss U19 Vice Champion

G - #24 Jimmy Ratliff

Appeared in each of first seven games, averaging 8.0 minutes per contest, before being a DNP - Coaches' Decision last nine games
North Alabama transfer and walk-on set for second season in the Green and Gold
Averaged 3.0 points and 1.6 rebounds spanning 16.6 minutes of action in 20 games (one start) last season
Missed 12 games during the middle of the season after suffering a fractured left pinky at Saint Peter's (Jan. 3)
Scored in double figures three times, highlighted by 16-point performance on 5-7 shooting including 4-6 from three at St. Bonaventure (Dec. 5)
Played one season of prep basketball at Kingston Academy in Cincinnati, where he averaged 16 points and seven rebounds

F - #30 Luke Sutherland

Seen action in six games, playing 32 total minutes
Named Mr. Basketball CNY
All-State and First Team SCAC Metro All-League selection his senior season as West Genesee
Averaged 20.2 points, 8.3 rebounds, 2.3 assists, and 2.3 blocks, while being named an NYSSWA Class AA All-State, All-Central New York, and SCAC Metro First Team selection his junior year
Played club basketball for NY Jayhawks

G - #33 Georges Darwiche

Made season debut last Friday at Canisius
Missed start of season due to injury and didn't return to active roster until mid-December
Had made first 10 collegiate starts prior to being a DNP (coaches decision) Jan. 26
Tallied season-high nine points in road win at Marist (Jan. 11)
Member of Romania's National Team
Averaged 3.7 points and 1.7 assists over 18.9 minutes in three games at the FIBA World Cup 2019 European Qualifiers
Led Romania's U20 squad to the 2017 European Championship B Division crown, while averaging 7.0 points
Guided the U18 squad to a Romanian League Championship in 2016 while earning Tournament MVP honors
Played four seasons for Steaua CSM EximBank Bucuresti in Romania's top league, Divizia A
Appeared in 44 games (38 starts) during the 2017-18 season with Steaua CSM EximBank Bucuresti, averaging 3.0 points and 1.5 assists, and posted a 2.37-to-1 assist-to-turnover ratio while shooting 40% from three spanning 14.6 minutes per game

F - #35 Sammy Friday IV

Senior posted season-highs of 10 points and five rebounds in fifth career start vs. Saint Peter's (Jan. 9)
Averaging 3.6 points and 2.7 rebounds in 10.3 minutes of action off the bench
Ruled out for the remainder of the 2018-19 season after undergoing surgery for torn meniscus on Dec. 21, 2019
Was averaging 6.4 points over just 14.7 minutes spanning first nine appearances prior to injury
Appeared in 25 games and made first three career starts last season, averaging 2.5 points and 2.4 rebounds in 7.6 minutes
Posted career-highs of 15 points and 15 rebounds in 24 minutes off the bench at Louisville last season (Dec. 6, 2017)
Arrived at Siena following a postgraduate year at St. Andrew's School in Rhode Island
Averaged 12 points and eight rebounds while leading St. Andrew's School to a 21-10 record
Younger brother, Tyler, was a four-star recruit who is a sophomore defensive lineman on the Ohio State football team

Siena Basketball Class of 2024



Siena Basketball Head Coach **Carmen Maciariello** has announced his first official signings for the Saints' Class of 2024. **Aidan Carpenter, Colin Golson, and Bennett Kwiecinski** have all committed to Siena during the early signing period, and will enroll at the College next fall.

"In this class we looked to add versatility, and our three incoming Saints will be able to thrive in both our offensive and defensive systems," said Maciariello. "They all embody what we look for in a Siena Saint."

A 6-5, 185-pound guard, Carpenter is ranked the No. 1 recruit in Maine and No. 22 overall in the New England Class of 2020 according to the New England Recruiting Report. The Hamden, Connecticut native, who is playing for Dan Haynes at Lee Academy in Maine this year, was named the NEPSAC Player of the Year after averaging 24 points and five assists while leading Hyde School in Bath, Maine to the NEPSAC Class C Title last season. Carpenter plays his AAU basketball for Rhode Island Elite under the direction of coach Nick Light.

"Aidan is a big guard who can play either on or off the ball," explained Maciariello. "He has tremendous quickness, and thrives running the wing or pushing the ball. Defensively, he can guard multiple positions."

A 6-7, 235-pound forward from Detroit, Golson is set to suit up for Ferndale High and coach Juan Rickman this season after transferring from East English Village. He plays AAU for coach DeJon Curd of the REACH Legends.

"Colin is a big, athletic forward with a seven-foot wingspan," described Maciariello. "He can defend all positions on the court, and will add grit and power to our frontcourt."

A 6-8, 205-pound forward out of Wilmette, Illinois, Kwiecinski was named a Top-15 prospect in the Class of 2020 by the City/Suburban Hoops Report in Chicago. He attends Loyola Academy, where he averaged 13.7 points, 6.7 rebounds, and 1.8 blocks last season under the direction of Tim Livatino. Kwiecinski, who plays AAU for the Illinois Wolves and coach Mike Mullins, has a twin brother, Jordan, who also recently committed to playing Division I basketball at Drake University.

"Bennett will be able to play the three or four for us, and has a tremendous basketball IQ," noted Maciariello. "We love big wings, and he will provide us with a workmanlike approach to the game. He has the ability to stretch the defense with his shot, as well as put it on the floor."

"We welcome these young men and their families to our program," added Maciariello. "They are all special people who commit to being the best they can be daily."

The Last Time

Siena scored 100 points in a game: Siena was defeated by Quinnipiac 107-100 in triple overtime on Feb. 17, 2019 at the Times Union Center. It marked the Saints' first 100-point effort in 16 years since a 100-69 win over Saint Peter's on Mar. 1, 2003.

Siena allowed 100 points in a game: Yale defeated Siena 100-89 in triple overtime on Nov. 20, 2019 in New Haven

Siena won an overtime game: Siena defeated Niagara 72-65 in overtime in the 2018-19 regular season finale on Mar. 3, 2019 in Niagara University, New York

Siena lost an overtime game: Yale defeated Siena 100-89 in triple overtime on Nov. 20, 2019 in New Haven

Siena was held to 40 points or fewer: St. Bonaventure defeated Siena 82-40 on Jan. 5, 2018 in Olean, NY

Siena held an opponent to 40 points or fewer: Siena defeated Manhattan 53-40 on Jan. 26, 2019 at the Times Union Center. It was the first time that the Saints held an opponent to 40 points or fewer since a 64-40 win at NJIT on Nov. 27, 2006.

Siena won by more than 30 points: Siena defeated Manhattan 89-54 at Times Union Center on December 4, 2015.

Siena lost by more than 30 points: St. Bonaventure defeated Siena 82-40 on Jan. 5, 2018 in Olean, NY

Five Siena players scored in double figures: Six Saints scored between 9-15 points - including five who reached double figures - in Siena's 75-72 win over Monmouth on Jan. 3, 2020 at the Times Union Center

Siena grabbed more than 50 rebounds in a game: Siena pulled down 52 rebounds in a 100-89 triple overtime setback at Yale on Nov. 20, 2019 in New Haven

A Siena player scored 40 points or more in a game: Jalen Pickett posted the second highest single-game scoring total in program history, tallying 46 points in a 107-100 triple overtime loss to Quinnipiac on Feb. 17, 2019 at the Times Union Center

A Siena player scored 35 or more points in a game: Jalen Pickett posted the second highest single-game scoring total in program history, tallying 46 points in a 107-100 triple overtime loss to Quinnipiac on Feb. 17, 2019 at the Times Union Center

A Siena player scored 30 or more points in a game: Jalen Pickett posted the second highest single-game scoring total in program history, tallying 46 points in a 107-100 triple overtime loss to Quinnipiac on Feb. 17, 2019 at the Times Union Center

A Siena player grabbed 20 rebounds in a game: OD Anosike had 21 rebounds in Siena's 79-75 win over Marist on January 27, 2013.

Siena made 15 or more three-pointers in a game: The Saints connected on 15 three-pointers in a loss at Fordham on 11/24/01

A Siena player had 10 or more assists in a game: Freshman guard Jalen Pickett posted his fourth double-double of the season with 11 points and 10 assists off the bench in a victory over Marist on Feb. 24, 2019 at the Times Union Center

A Siena player had seven or more steals in a game: Jalen Pickett swiped all seven of Siena's steals vs. Colgate on Nov. 24, 2018 at the Times Union Center

A Siena player had five or more blocks in a game: Javion Ogunyemi had five blocks in an 87-86 overtime defeat vs. Iona in the 2017 MAAC Championship Game

Siena failed to convert a free-throw: Siena went 0-2 from the free throw line in a 57-45 loss vs. Holy Cross on Nov. 18, 2018. Neither team made a free throw in the game, while combining for just three attempts. It marked the first time in 18 years - Dec. 10, 2000 at Marist (0-5) - that Siena failed to make a free throw

Siena failed to convert a 3-pointer: Siena missed all eight of its three-point attempts in an 80-73 loss vs. Canisius on Feb. 4, 2017 at the Times Union Center. It marked the second time in 20 games in which the Saints were held without a three, after having gone the previous 221 games without a miss.

Siena did not miss a free-throw: On February 4, 2007 Siena went 11-for-11 from the free throw line against Saint Peter's.

Siena player had a triple-double: Kojo Mensah had 20 points, 14 rebounds and 11 assists in Siena's 82-74 OT win over UAlbany (2/3/05)



Career Games Played/Started

	<u>Career Games</u>	<u>Career Starts</u>	<u>Consec. Games</u>	<u>Consec. Starts</u>
Sammy Friday IV	75	5	0	0
Manny Camper	61	40	34	20
Jalen Pickett	48	46	10	10
Jimmy Ratliff*	27	1	0	0
Georges Darwiche	20	10	0	0
Denzel Tchougang*	20	0	0	0
Donald Carey*	16	15	16	0
Gary Harris, Jr.	16	2	16	1
Matt Hein*	16	15	16	0
Jordan King	16	2	16	1
Elijah Burns*	15	15	3	3
Kyle Young	10	0	6	0
Ben Diamond	9	0	0	0
Luke Sutherland	6	0	2	0
Robert Mahala	3	0	1	0

*At Siena

Leads and Deficits

Most points	96 vs. American (Nov. 5)
Fewest points	56 at Harvard (Nov. 14)
Most points allowed	100 at Yale (Nov. 20)
Fewest points allowed	58 vs. Saint Peter's (Jan. 9)
Biggest win	16 vs. American (Nov. 5)
Biggest loss	18 at #19 Xavier (Nov. 8)
Biggest lead	28 vs. American (Nov. 5)
Biggest deficit	27 at #19 Xavier (Nov. 8)
Biggest deficit overcome to win	13 vs. Canisius (Dec. 23)
Biggest lead lost	11 twice
Biggest halftime lead	23 vs. American (Nov. 5)
Biggest halftime deficit	17 at Manhattan (Jan. 12)
Biggest halftime deficit overcome to win	11 vs. Canisius (Dec. 23)
Biggest halftime lead lost	6 at Niagara (Jan. 19)
Most points in a half	54 (1st) vs. American (Nov. 5)
Fewest points in a half	26 four times
Most points allowed in a half	49 (2nd) vs. American (Nov. 5)
Fewest points allowed in a half	22 (2nd) at Harvard (Nov. 14)

Record by Starting Lineup

<u>Starting Lineup</u>	<u>Record</u>
Camper - Burns - Hein - Carey - King	1-0
Camper - Burns - Hein - Carey - Pickett	5-7
Camper - Burns - Harris - Hein - Carey	0-1
Camper - Friday - Hein - Carey - Pickett	1-0
Camper - Burns - Harris - King - Pickett	0-1

Siena's Record When...

Leading at halftime	4-3
Trailing at halftime	3-5
Tied at halftime	0-1
Leading with 5:00 left	7-1
Trailing with 5:00 left	0-8
Tied with 5:00 left	0-0
Overtime	0-1
SC shoots 50% or better from field	2-1
SC shoots between 40-49.9% from field	5-5
SC shoots under 40% from field	0-3
Opponent shoots 50% or better from field	1-6
Opponent shoots between 40-49.9% from field	4-3
Opponent shoots under 40% from field	2-0
SC outrebounds opponent	6-5
Opponent outrebounds SC	0-3
Tied in rebounds	1-1
SC records 10 or more steals	0-0
SC records 15 or more assists	2-1
SC commits 15 turnovers or fewer	6-5
SC commits more than 15 turnovers	1-4
SC commits fewer turnovers than opponent	2-4
SC commits more turnovers than opponent	5-5
Tie in turnovers	0-0
SC shoots 70% or better from the free throw line	3-3
SC shoots under 70% from the free throw line	4-6
SC scores 59 points or fewer	0-1
SC scores between 60-69 points	1-5
SC scores between 70-79 points	4-2
SC scores 80 points or more	2-1
Opponent scores 59 points or fewer	1-1
Opponent scores between 60-69 points	2-0
Opponent scores between 70-79 points	3-4
Opponent scores 80 points or more	1-4
Four or more Saints score in double figures	5-1
Playing in November	2-4
Playing in December	3-1
Playing in January	2-4
Playing in February	0-0
Playing in March	0-0
Playing on Monday	1-0
Playing on Tuesday	2-0
Playing on Wednesday	0-1
Playing on Thursday	1-1
Playing on Friday	1-2
Playing on Saturday	1-2
Playing on Sunday	1-3
Playing in the day time (11 AM-5 PM start)	1-4
Playing at night (5 PM or later start)	6-5
Televised games	7-7
SC plays at home	7-0
SC plays on the road	0-9
SC plays on a neutral court	0-0
SC plays west of Albany	0-5
SC plays east of Albany	0-1
SC plays north of Albany	0-0
SC plays south of Albany	0-3
Wearing white uniforms	7-0
Wearing green uniforms	0-9
Wearing gold uniforms	0-0

Keepin' Track of the MAAC

For all the latest MAAC Basketball News and Scores visit www.MAACSports.com



MAAC Standings

Team	MAAC		Overall	
	W	L	W	L
1.) Monmouth	4	2	10	7
Quinnipiac	4	2	9	7
Niagara	4	2	6	11
4.) Manhattan	4	3	8	8
5.) Fairfield	3	3	7	10
Saint Peter's	3	3	6	9
7.) SIENA	3	4	7	9
Rider	3	4	9	8
Canisius	3	4	8	10
10.) Marist	3	5	4	13
11.) Iona	2	4	4	9

MAAC Preseason Coaches' Poll

1.) Iona (10)	119
2.) Rider (1)	109
3.) Quinnipiac	86
4.) Monmouth	81
5.) Manhattan	79
6.) SIENA	78
7.) Canisius	52
8.) Marist	44
9.) Saint Peter's	34
10.) Niagara	26
11.) Fairfield	18

*First place votes in parenthesis

Today's Other MAAC Action

Canisius at Iona	7 PM
Fairfield at Quinnipiac	7 PM
Niagara at Monmouth	7 PM
Saint Peter's at Rider	7 PM

Siena's MAAC and NCAA Rankings

Siena	Total	MAAC Rank*	NCAARank!
Points	72.1	2nd	159th
Opp Points	73.3	10th	276th
Scoring Margin	-1.2	6th	250th
FG%	.436	2nd	180th
Opp FG%	.459	10th	309th
FT%	.683	7th	230th
3-PT%	.340	5th	148th
Opp 3-PT%	.351	6th	280th
3-PT/GM	6.7	7th	233rd
Rebounds	37.3	4th	110th
Rebound Margin	+4.3	3rd	73rd
Assists	12.1	8th	265th
Steals	5.8	9th	253rd
Blocks	2.8	8th	229th
Turnovers	14.1	7th	236th
A/TO Ratio	0.86	7th	270th
Turnovers Forced	12.8	9th	250th
Turnover Margin	-1.3	8th	278th

Player Elijah Burns

PTS - 14.2	6th	N/A
REB - 6.1	7th	N/A
FG% - .600	1st	27th
FT% - .809	6th	128th
OREB - 2.3	4th	205th

Manny Camper

REB - 10.8	2nd	10th
FG% - .474	8th	N/A
OREB - 3.0	2nd	63rd
DREB - 7.8	2nd	11th
MIN - 36.9	3rd	19th

Donald Carey

FT% - .848	3rd	N/A
MIN - 31.5	8th	N/A

Jalen Pickett

PTS - 15.7	3rd	187th
AST - 4.4	2nd	101st
STL - 1.5	5th	185th
3FG - 33	T-7th	N/A
BLK - 1.3	4th	138th
A/TO - 2.54	1st	26th
MIN - 37.6	2nd	8th

*Out of 11 teams

!Out of 351 ranked teams (Through Thursday)

MAAC Weekly Honors

Date	Player of the Week	Rookie of the Week
Nov. 11	Frederick Scott (RID)	Tyler Saint-Furcy (MAR)
Nov. 18	Malik Johnson (CAN)	Jacco Fritz (CAN)
Nov. 25	Tyere Marshall (RID)	Jacco Fritz (CAN)
Dec. 2	Landon Taliaferro (FFD)	Jacco Fritz (CAN)
Dec. 9	Rich Kelly (QU)	Gary Harris, Jr. (SIE)
Dec. 16	Ray Salnave (MON)	Fousseyni Drame (SP)
Dec. 23	Elijah Burns (SIE)	Hassan Drame (SP)
Dec. 30	Jalen Pickett (SIE)	Armon Harried (CAN)
Jan. 6	Tykei Greene (MAN)	Daryl Banks III (SP)
Jan. 13	Kevin Marfo (QU)	Armon Harried (CAN)
Jan. 20	Malik Johnson (CAN)	Hassan Drame (SP)
Jan. 27		
Feb. 3		
Feb. 10		
Feb. 17		
Feb. 24		
Mar. 2		
Mar. 9		

Quick Chart

Player Season and Career Highs (at Siena)

		2019-20	Career (at Siena)
0 Donald Carey	Points Rebounds Assists Steals Blocks	22 vs. Holy Cross 12/29/19 8 at Colgate 11/30/19 5 twice 4 at Harvard 11/14/19 1 at Yale 11/20/19	Same Same Same Same Same
1 Elijah Burns	Points Rebounds Assists Steals Blocks	28 vs. Bucknell 12/21/19 13 vs. Monmouth 1/3/20 3 twice 2 three times 1 three times	Same Same Same Same Same
2 Gary Harris, Jr.	Points Rebounds Assists Steals Blocks	16 at Cal Poly 12/7/19 6 twice 2 at Cal Poly 12/7/19 1 three times 2 vs. Monmouth 1/3/20	Same Same Same Same Same
3 Manny Camper	Points Rebounds Assists Steals Blocks	22 twice 19 at Yale 11/20/19 4 four times 3 at Manhattan 1/12/20 3 at Colgate 11/30/19	Same Same 5 twice 3 three times Same
5 Matt Hein	Points Rebounds Assists Steals Blocks	9 twice 4 three times 3 at Manhattan 1/12/20 2 twice 1 twice	Same Same Same Same Same
12 Kyle Young	Points Rebounds Assists Steals Blocks	9 at Niagara 1/19/20 8 at Niagara 1/19/20 1 at Manhattan 1/12/20 2 at Canisius 1/17/20 1 twice	Same Same Same Same Same
13 Ben Diamond	Points Rebounds Assists Steals Blocks	- - - - -	3 at Saint Peter's 2/25/18 - - - -
14 Jordan King	Points Rebounds Assists Steals Blocks	10 vs. Bucknell 12/21/19 4 twice 3 twice 2 twice -	Same Same Same Same -
15 Robert Mahala	Points Rebounds Assists Steals Blocks	- - - - -	- - - - -
20 Denzel Tchougang	Points Rebounds Assists Steals Blocks	- - - - -	4 vs. Cal Poly 12/29/18 4 at St. Bonaventure 12/5/18 1 at Marist 1/11/19 - 1 twice
22 Jalen Pickett	Points Rebounds Assists Steals Blocks	22 twice 10 at Yale 11/20/19 8 at Yale 11/20/19 3 three times 2 six times	46 vs. Quinnipiac 2/17/19 10 twice 13 twice 7 vs. Colgate 11/24/18 4 vs. Rider 3/9/19
24 Jimmy Ratliff	Points Rebounds Assists Steals Blocks	2 at Harvard 11/14/19 3 at Harvard 11/14/19 1 at #19 Xavier 11/8/19 - 1 at Colgate 11/30/19	16 at St. Bonaventure 12/5/18 5 at St. Bonaventure 12/5/18 2 at Robert Morris 12/8/18 3 at George Washington 11/8/18 1 five times
30 Luke Sutherland	Points Rebounds Assists Steals Blocks	3 vs. American 11/5/19 3 twice - 1 at Canisius 1/17/20 1 at Manhattan 1/12/20	Same Same - Same Same
33 Georges Darwiche	Points Rebounds Assists Steals Blocks	- - - - -	9 at Marist 1/11/19 2 four times 3 at George Washington 11/8/18 1 four times -
35 Sammy Friday	Points Rebounds Assists Steals Blocks	10 vs. Saint Peter's 1/9/20 5 four times 1 twice 1 twice 1 three times	15 at Louisville 12/6/17 15 at Louisville 12/6/17 1 eight times 1 seven times 2 twice

Official Basketball Box Score -- Game Totals -- Final Statistics

Siena vs Marist

01/11/19 7:00 pm at Poughkeepsie, N.Y. (McCann Arena)

Siena 71 • 6-10 (1-2 MAAC)

##	Player		Total	3-Ptr	FT-FTA	Rebounds			PF	TP	A	TO	Blk	Stl	Min
			FG-FGA	FG-FGA		Off	Def	Tot							
23	Seymour, Sloan	f	4-11	4-10	0-0	0	0	0	1	12	0	1	0	0	31
32	Fisher, Evan	f	8-10	2-2	5-5	1	3	4	3	23	2	4	0	0	32
34	Degnan, Kevin	f	3-8	3-4	0-0	0	4	4	2	9	0	0	1	0	34
22	Pickett, Jalen	g	2-6	0-1	5-7	1	5	6	3	9	8	2	0	2	37
33	Darwiche, Georges	g	3-7	1-3	2-2	0	1	1	3	9	2	2	0	1	27
01	Bayer, Braedon		0-1	0-1	0-0	0	0	0	1	0	1	0	0	0	3
03	Camper, Manny		3-4	0-1	3-3	0	4	4	2	9	1	0	0	1	18
05	Smithen, Kadeem		0-0	0-0	0-0	0	2	2	1	0	0	0	0	0	10
42	Tchougang, Denzel		0-1	0-0	0-0	0	3	3	0	0	1	0	0	0	8
Team						0	4	4				2			
Totals			23-48	10-22	15-17	2	26	28	16	71	15	11	1	4	200

FG % 1st Half: 8-24 33.3% 2nd half: 15-24 62.5% Game: 23-48 47.9%
 3FG % 1st Half: 4-11 36.4% 2nd half: 6-11 54.5% Game: 10-22 45.5%
 FT % 1st Half: 2-2 100.0 2nd half: 13-15 86.7% Game: 15-17 88.2%

Deadball
Rebounds
0

Marist 66 • 6-9 (1-2 MAAC)

##	Player		Total	3-Ptr	FT-FTA	Rebounds			PF	TP	A	TO	Blk	Stl	Min
			FG-FGA	FG-FGA		Off	Def	Tot							
04	Lamb, Isaiah	f	5-8	0-3	3-7	3	5	8	2	13	0	0	0	0	31
34	Knudsen, David	f	3-7	2-5	2-2	0	1	1	0	10	2	1	0	2	19
11	Sjoberg, Tobias	c	3-3	0-0	1-1	3	3	6	1	7	0	0	0	0	16
00	Hines, Darius	g	1-2	0-0	2-2	0	2	2	4	4	1	2	0	0	26
02	Parker, Brian	g	6-14	0-0	0-1	1	4	5	1	12	6	4	0	1	34
13	Herasme, Matt		0-1	0-1	0-0	0	2	2	2	0	0	0	0	0	11
14	Dozic, Aleksandar		3-14	0-6	0-0	1	4	5	2	6	1	0	0	0	23
21	Nedrow, Luke		0-0	0-0	0-0	0	0	0	0	0	0	0	0	0	1
22	Williams, Austin		0-0	0-0	3-4	1	0	1	4	3	1	0	0	0	16
30	Funk, Ryan		4-8	3-7	0-0	0	2	2	1	11	0	1	0	0	23
Team						0	1	1				1			
Totals			25-57	5-22	11-17	9	24	33	17	66	11	9	0	3	200

FG % 1st Half: 9-26 34.6% 2nd half: 16-31 51.6% Game: 25-57 43.9%
 3FG % 1st Half: 1-10 10.0% 2nd half: 4-12 33.3% Game: 5-22 22.7%
 FT % 1st Half: 3-6 50.0% 2nd half: 8-11 72.7% Game: 11-17 64.7%

Deadball
Rebounds
3,1

Officials: Kevin Ferguson, Tim Kelly, Joseph Palacz

Technical fouls: Siena-Fisher, Evan. Marist-None.

Attendance: 1678

Score by periods	1st	2nd	Total
Siena	22	49	71
Marist	22	44	66

	In	Off	2nd	Fast	
Points	Paint	T/O	Chance	Break	Bench
SIE	24	8	0	0	9
MAR	36	5	6	2	20

Last FG - SIE 2nd-01:33, MAR 2nd-00:11.
 Largest lead - SIE by 7 2nd-01:33, MAR by 7 2nd-08:08.
 SIE led for 12:28. MAR led for 21:04. Game was tied for 06:16.

Score tied - 10 times.
 Lead changed - 17 times.

Official Basketball Box Score -- Game Totals -- Final Statistics

MARIST vs Siena

02/24/19 2:00 pm at

MARIST 55 • 12-15

##	Player		Total		3-Ptr	Rebounds			PF	TP	A	TO	Blk	Stl	Min
			FG-FGA	FG-FGA	FT-FTA	Off	Def	Tot							
04	Lamb, Isaiah	f	2-7	0-3	0-0	3	4	7	2	4	0	1	0	1	28
11	Sjoberg, Tobias	c	1-6	0-0	1-4	2	0	2	1	3	1	1	0	0	17
00	Hines, Darius	g	1-4	0-2	0-0	0	2	2	1	2	1	1	0	2	26
02	Parker, Brian	g	5-13	0-0	5-6	1	3	4	0	15	6	2	0	4	30
34	Knudsen, David	g	4-6	0-2	0-0	0	4	4	2	8	1	0	0	0	18
10	Carmello, Ryan		0-0	0-0	0-0	0	0	0	0	0	0	0	0	0	1
13	Matthew Herasme		1-3	0-1	1-2	2	1	3	0	3	0	0	0	1	17
14	Dozic, Aleksandar		2-3	0-0	0-0	0	0	0	0	4	1	0	0	0	6
21	Nedrow, Luke		2-6	0-3	1-1	2	1	3	3	5	0	1	0	0	16
22	Williams, Austin		0-3	0-0	0-0	0	1	1	1	0	0	3	0	0	9
25	Lee, Tucker		0-0	0-0	0-0	0	0	0	0	0	0	0	0	0	1
30	Funk, Ryan		3-7	2-6	3-3	0	3	3	2	11	0	0	0	0	31
Team						1	2	3							
Totals			21-58	2-17	11-16	11	21	32	12	55	10	9	0	8	200

FG % 1st Half: 9-24 37.5% 2nd half: 12-34 35.3% Game: 21-58 36.2%
 3FG % 1st Half: 1-6 16.7% 2nd half: 1-11 9.1% Game: 2-17 11.8%
 FT % 1st Half: 9-12 75.0% 2nd half: 2-4 50.0% Game: 11-16 68.8%

Deadball
Rebounds
5

Siena 67 • 14-14

##	Player		Total		3-Ptr	Rebounds			PF	TP	A	TO	Blk	Stl	Min
			FG-FGA	FG-FGA	FT-FTA	Off	Def	Tot							
32	Fisher, Evan	f	7-12	1-4	1-1	0	2	2	1	16	4	3	2	0	36
34	Degnan, Kevin	f	8-12	6-9	3-4	1	5	6	2	25	0	1	2	0	38
01	Bayer, Braedon	g	0-1	0-1	0-0	0	0	0	0	0	0	0	0	0	4
02	Morastoni, Paulo	g	0-1	0-1	0-0	0	3	3	0	0	0	1	0	0	4
05	Smithen, Kadeem	g	3-5	2-3	1-1	0	0	0	2	9	2	2	1	1	31
03	Camper, Manny		3-4	0-1	0-0	1	4	5	3	6	1	0	0	0	24
11	Huerter, Jr., Thomas		0-0	0-0	0-0	0	1	1	0	0	0	0	0	0	3
22	Pickett, Jalen		4-10	0-4	3-4	0	8	8	2	11	10	2	2	1	34
23	Seymour, Sloan		0-5	0-5	0-0	0	0	0	1	0	0	1	0	0	21
24	Ratliff, Jimmy		0-0	0-0	0-0	0	0	0	1	0	0	0	0	0	5
Team						4	3	7				3			
Totals			25-50	9-28	8-10	6	26	32	12	67	17	13	7	2	200

FG % 1st Half: 12-27 44.4% 2nd half: 13-23 56.5% Game: 25-50 50.0%
 3FG % 1st Half: 5-16 31.3% 2nd half: 4-12 33.3% Game: 9-28 32.1%
 FT % 1st Half: 2-2 100.0 2nd half: 6-8 75.0% Game: 8-10 80.0%

Deadball
Rebounds
0

Officials: Chris Pacsi, Michael Kitts, Andy O'Brien

Technical fouls: MARIST-None. Siena-None.

Attendance: 6806

2018-19 Men's Basketball. Round: 0. Marist vs Siena. Played at .

Score by periods	1st	2nd	Total
MARIST	28	27	55
Siena	31	36	67

	In Paint	Off T/O	2nd Chance	Fast Break	Bench
Points MARIST	36	18	13	6	23
SIE	24	7	3	7	17

Last FG - MARIST 2nd-00:12, SIE 2nd-01:55.

Largest lead - MARIST by 11 1st-13:05, SIE by 16 2nd-01:20.

MARIST led for 09:30. SIE led for 25:09. Game was tied for 05:21.

Score tied - 4 times.

Lead changed - 3 times.

2019-20 Siena College Basketball
Siena Combined Team Statistics (as of Jan 19, 2020)
Conference games only

RECORD:	OVERALL	HOME	AWAY	NEUTRAL
ALL GAMES	3-4	3-0	0-4	0-0
CONFERENCE	3-4	3-0	0-4	0-0
NON-CONFERENCE	0-0	0-0	0-0	0-0

#	Player	gp-gs	min	avg	Total		3-Point		F-Throw		Rebounds								a	to	blk	stl	pts	avg				
					fg-fga	fg%	3fg-fga	3fg%	ft-fa	ft%	off	def	tot	avg	pf	dq												
22	Jalen Pickett	7-7	261	37.3	42-93	.452	19-48	.396	3-8	.375	8	24	32	4.6	12	0	34	11	9	11	106	15.1						
03	Manny Camper	7-7	255	36.4	29-66	.439	3-11	.273	35-50	.700	22	49	71	10.1	23	0	19	23	1	10	96	13.7						
01	Elijah Burns	6-6	152	25.3	22-38	.579	4-5	.800	20-24	.833	12	23	35	5.8	14	0	6	20	1	3	68	11.3						
00	Donald Carey	7-6	190	27.1	25-67	.373	12-33	.364	5-8	.625	3	17	20	2.9	17	1	14	20	0	5	67	9.6						
02	Gary Harris, Jr.	7-1	149	21.3	18-39	.462	6-17	.353	7-13	.538	8	17	25	3.6	15	1	2	6	4	2	49	7.0						
05	Matt Hein	7-6	149	21.3	14-29	.483	3-12	.250	0-0	.000	3	8	11	1.6	13	0	7	5	1	1	31	4.4						
35	Sammy Friday IV	6-1	59	9.8	5-16	.313	0-0	.000	15-25	.600	8	5	13	2.2	8	0	0	8	0	1	25	4.2						
12	Kyle Young	6-0	66	11.0	8-14	.571	0-0	.000	5-10	.500	7	14	21	3.5	9	0	1	4	2	3	21	3.5						
14	Jordan King	7-1	98	14.0	8-27	.296	6-18	.333	2-2	1.000	0	5	5	0.7	9	0	2	5	0	3	24	3.4						
30	Luke Sutherland	2-0	15	7.5	1-4	.250	0-2	.000	0-0	.000	1	2	3	1.5	1	0	0	0	1	1	2	1.0						
15	Robert Mahala	1-0	3	3.0	0-0	.000	0-0	.000	0-0	.000	0	0	0	0.0	0	0	0	0	0	0	0	0.0						
33	Georges Darwiche	1-0	3	3.0	0-0	.000	0-0	.000	0-0	.000	0	0	0	0.0	1	0	0	0	0	0	0	0.0						
Team											8	6	14											3				
Total.....		7	1400		172-393	.438	53-146	.363	92-140	.657	80	170	250	35.7	122	2	85	105	19	40	489	69.9						
Opponents.....		7	1400		185-399	.464	51-143	.357	92-124	.742	59	166	225	32.1	130	1	90	85	21	46	513	73.3						

TEAM STATISTICS	SIE	OPP	Date	Opponent	Score	Att.
SCORING	489	513	* 12/23/19	CANISIUS	w 73-72	5804
Points per game	69.9	73.3	* 01/03/20	MONMOUTH	w 75-72	6273
Scoring margin	-3.4	-	* 01/05/20	at Rider	L 77-85	1541
FIELD GOALS-ATT	172-393	185-399	* 01/09/20	SAINT PETER'S	w 61-58	5538
Field goal pct	.438	.464	* 01/12/20	at Manhattan	L 69-81	1657
3 POINT FG-ATT	53-146	51-143	* 01/17/20	at Canisius	L 63-73	1203
3-point FG pct	.363	.357	* 01/19/20	at Niagara	L 71-72	1020
3-pt FG made per game	7.6	7.3	* - Conference game			
FREE THROWS-ATT	92-140	92-124				
Free throw pct	.657	.742				
F-Throws made per game	13.1	13.1				
REBOUNDS	250	225				
Rebounds per game	35.7	32.1				
Rebounding margin	+3.6	-				
ASSISTS	85	90				
Assists per game	12.1	12.9				
TURNOVERS	105	85				
Turnovers per game	15.0	12.1				
Turnover margin	-2.9	-				
Assist/turnover ratio	0.8	1.1				
STEALS	40	46				
Steals per game	5.7	6.6				
BLOCKS	19	21				
Blocks per game	2.7	3.0				
ATTENDANCE	17615	5421				
Home games-Avg/Game	3-5872	4-1355				
Neutral site-Avg/Game	-	0-0				

Score by Periods	1st	2nd	Totals
Siena	218	271	489
Opponents	259	254	513

2019-20 Siena College Basketball
Siena Combined Team Statistics (as of Jan 19, 2020)
All games

RECORD:	OVERALL	HOME	AWAY	NEUTRAL
ALL GAMES	7-9	7-0	0-9	0-0
CONFERENCE	3-4	3-0	0-4	0-0
NON-CONFERENCE	4-5	4-0	0-5	0-0

#	Player	gp-gs	min	avg	Total		3-Point		F-Throw		Rebounds								a	to	blk	stl	pts	avg
					fg-fga	fg%	3fg-fga	3fg%	ft-fa	ft%	off	def	tot	avg	pf	dq								
22	Jalen Pickett	15-14	564	37.6	91-201	.453	33-87	.379	20-29	.690	17	51	68	4.5	21	0	66	26	19	23	235	15.7		
01	Elijah Burns	15-15	409	27.3	75-125	.600	8-15	.533	55-68	.809	34	57	91	6.1	41	1	17	36	3	10	213	14.2		
03	Manny Camper	16-16	590	36.9	65-137	.474	8-22	.364	74-118	.627	48	125	173	10.8	47	0	37	43	7	17	212	13.3		
00	Donald Carey	16-15	504	31.5	66-168	.393	29-79	.367	39-46	.848	8	49	57	3.6	36	2	40	44	1	17	200	12.5		
02	Gary Harris, Jr.	16-2	265	16.6	33-87	.379	10-32	.313	9-20	.450	15	26	41	2.6	34	2	5	16	5	3	85	5.3		
14	Jordan King	16-2	268	16.8	21-72	.292	14-47	.298	9-9	1.000	5	20	25	1.6	20	0	11	13	0	8	65	4.1		
35	Sammy Friday IV	15-1	155	10.3	17-45	.378	0-0	.000	20-35	.571	21	19	40	2.7	24	0	2	14	3	2	54	3.6		
05	Matt Hein	16-15	340	21.3	26-57	.456	4-19	.211	0-2	.000	5	24	29	1.8	38	0	14	19	2	8	56	3.5		
12	Kyle Young	10-0	82	8.2	10-21	.476	0-0	.000	7-14	.500	10	17	27	2.7	14	0	1	7	2	3	27	2.7		
30	Luke Sutherland	6-0	32	5.3	2-7	.286	1-5	.200	0-0	.000	1	6	7	1.2	1	0	0	0	1	1	5	0.8		
24	Jimmy Ratliff	7-0	56	8.0	1-13	.077	0-9	.000	0-0	.000	3	5	8	1.1	6	0	1	1	1	0	2	0.3		
13	Ben Diamond	2-0	2	1.0	0-0	.000	0-0	.000	0-0	.000	0	0	0	0.0	0	0	0	1	0	0	0	0.0		
15	Robert Mahala	3-0	5	1.7	0-0	.000	0-0	.000	0-0	.000	0	0	0	0.0	0	0	0	0	0	0	0	0.0		
33	Georges Darwiche	1-0	3	3.0	0-0	.000	0-0	.000	0-0	.000	0	0	0	0.0	1	0	0	0	0	0	0	0.0		
Team											13	17	30				5							
Total.....		16	3275		407-933	.436	107-315	.340	233-341	.683	180	416	596	37.2	283	5	194	225	44	92	1154	72.1		
Opponents.....		16	3275		427-930	.459	120-342	.351	199-276	.721	128	399	527	32.9	301	6	199	204	61	91	1173	73.3		


TEAM STATISTICS	SIE	OPP	Date	Opponent	Score	Att.
SCORING	1154	1173	11/05/19	AMERICAN	w 96-80	5371
Points per game	72.1	73.3	11/08/19	at Xavier	L 63-81	10430
Scoring margin	-1.2	-	11/12/19	ST. BONAVENTURE	w 78-65	5680
FIELD GOALS-ATT	407-933	427-930	11/14/19	at Harvard	L 56-59	1269
Field goal pct	.436	.459	11/20/19	at Yale	Lo3 89-100	746
3 POINT FG-ATT	107-315	120-342	11/29/19	at Colgate	L 62-72	872
3-point FG pct	.340	.351	12/07/19	at Cal Poly	L 66-70	1632
3-pt FG made per game	6.7	7.5	12/21/19	BUCKNELL	w 81-71	5505
FREE THROWS-ATT	233-341	199-276	* 12/23/19	CANISIUS	w 73-72	5804
Free throw pct	.683	.721	12/29/19	HOLY CROSS	w 74-62	6202
F-Throws made per game	14.6	12.4	* 01/03/20	MONMOUTH	w 75-72	6273
REBOUNDS	596	527	* 01/05/20	at Rider	L 77-85	1541
Rebounds per game	37.2	32.9	* 01/09/20	SAINT PETER'S	w 61-58	5538
Rebounding margin	+4.3	-	* 01/12/20	at Manhattan	L 69-81	1657
ASSISTS	194	199	* 01/17/20	at Canisius	L 63-73	1203
Assists per game	12.1	12.4	* 01/19/20	at Niagara	L 71-72	1020
TURNOVERS	225	204	* - Conference game			
Turnovers per game	14.1	12.8				
Turnover margin	-1.3	-				
Assist/turnover ratio	0.9	1.0				
STEALS	92	91				
Steals per game	5.8	5.7				
BLOCKS	44	61				
Blocks per game	2.8	3.8				
ATTENDANCE	40373	20370				
Home games-Avg/Game	7-5768	9-2263				
Neutral site-Avg/Game	-	0-0				

Score by Periods	1st	2nd	OT	OT2	OT3	Totals
Siena	552	585	8	6	3	1154
Opponents	563	582	8	6	14	1173

2019-20 SIENA MEN'S BASKETBALL TV/RADIO ROSTER



Donald Carey
So. • Guard • 6-5 • 185
Upper Marlboro, MD/Frederick
Douglass/Mount St. Mary's



Elijah Burns
Gr. • Forward • 6-8 • 236
Troy, NY/Blair Academy (NJ)/
Notre Dame



Gary Harris, Jr.
Fr. • Guard • 6-6 • 193
Los Angeles, CA/Price/
Middlebrooks Academy



Manny Camper
Jr. • Guard/Forward • 6-7 • 203
Chestertown, MD/Kent County



Matt Hein
Gr. • Guard • 6-4 • 190
Windermere, FL/ Windermere
Preparatory/Illinois State



Kyle Young
Fr. • Forward • 6-9 • 239
Bethlehem, PA/
Bethlehem Catholic



Ben Diamond
Sr. • Guard • 5-11 • 152
Loudonville, NY/Shaker



Jordan King
Fr. • Guard • 6-0 • 185
Albany, NY/Christian Brothers
Academy



Robert Mahala
So. • Guard • 6-5 • 168
Jackson, NJ/Christian Brothers
Academy



Denzel Tchougang
Jr. • Forward • 6-10 • 218
Geneva, Switzerland/Institut
Florimont/Cypress College (CA)



Jalen Pickett
So. • Guard • 6-4 • 192
Rochester, NY/Aquinas
Institute/SPIRE Institute (OH)



Jimmy Ratliff
So. • Guard • 6-8 • 186
Middletown, OH/Middletown/
North Alabama



Luke Sutherland
Fr. • Forward • 6-7 • 203
Syracuse, NY/West Genesee



Georges Darwiche
So. • Guard • 6-1 • 192
Bucharest, Romania/Gheorghe Lazar National College



Sammy Friday IV
Sr. • Forward • 6-9 • 237
Jersey City, NJ/Hudson
Catholic/St. Andrew's School (RI)



Carmen Maciariello
Head Coach



PRONUNCIATION GUIDE

#15 Robert Mahala – Ma-HA-la
#20 Denzel Tchougang – CHEW-gang
#33 Georges Darwiche – Darr-VEESH
Carmen Maciariello – Mass-ah-RELL-oh
Antoni Wyche – Ann-TOE-knee WYSH

No.	Name	Cl.	Pos.	Ht.	Wt.	Hometown/High School/Previous School
0	Donald Carey	So.	G	6-5	185	Upper Marlboro, MD/Frederick Douglass/Mount St. Mary's
1	Elijah Burns	Gr.	F	6-8	236	Troy, NY/Blair Academy (NJ)/Notre Dame
2	Gary Harris, Jr.	Fr.	G	6-6	193	Los Angeles, CA/Price/Middlebrooks Academy
3	Manny Camper	Jr.	G/F	6-7	203	Chestertown, MD/Kent County
5	Matt Hein	Gr.	G	6-4	190	Windermere, FL/Windermere Preparatory/Illinois State
12	Kyle Young	Fr.	F	6-9	239	Bethlehem, PA/Bethlehem Catholic
13	Ben Diamond	Sr.	G	5-11	152	Loudonville, NY/Shaker
14	Jordan King	Fr.	G	6-0	185	Albany, NY/Christian Brothers Academy
15	Robert Mahala	So.	G	6-5	168	Jackson, NJ/Christian Brothers Academy
20	Denzel Tchougang	Jr.	F	6-10	218	Geneva, Switzerland/Institut Florimont/Cypress College (CA)
22	Jalen Pickett	So.	G	6-4	192	Rochester, NY/Aquinas Institute/SPIRE Institute (OH)
24	Jimmy Ratliff	So.	G	6-8	186	Middletown, OH/Middletown/North Alabama
30	Luke Sutherland	Fr.	F	6-7	203	Syracuse, NY/West Genesee
33	Georges Darwiche	So.	G	6-1	192	Bucharest, Romania/Gheorghe Lazar National College
35	Sammy Friday IV	Sr.	F	6-9	237	Jersey City, NJ/Hudson Catholic/St. Andrew's School (RI)

COACHING STAFF

Harley Fuller – Assistant Coach
Bob Simon – Assistant Coach
Antoni Wyche – Assistant Coach

Greg Fahey – Director of Basketball Operations
Matt Miner – Special Assistant to the Head Coach
Daniel Cohen – Manager