

## November (2-4)

5	AMERICAN&+	W, 96-80
8	at #19/21 Xavier%	L, 81-63
12	ST. BONAVENTURE^+	W, 78-65
14	at Harvard+	L, 59-56
20	at Yale+	L, 100-89 (3 OT)
30	at Colgate	L, 72-62

## December (3-1)

7	at Cal Poly	L, 70-66
21	BUCKNELL@+	W, 81-71
23	CANISIUS*@@	W, 73-72
29	HOLY CROSS@+	W, 74-62

## January (2-3)

3	MONMOUTH*@@	W, 75-72
5	at Rider*+	L, 85-77
9	SAINT PETER'S*@@	W, 61-58
12	at Manhattan*+	L, 81-69
17	at Canisius*+	L, 73-63
19	at Niagara*+	1 PM
24	MARIST*@+	7 PM
26	QUINNIPIAC*@@	2 PM
31	at Iona*+	7 PM

## February (0-0)

2	at Saint Peter's*+	4 PM
7	FAIRFIELD*@@	7 PM
14	RIDER*@@	7 PM
16	MANHATTAN*&@#	2 PM
19	IONA*@@	7 PM
23	at Fairfield*+	2 PM
26	at Quinnipiac*+	7 PM
28	at Marist*#	7 PM

## March (0-0)

4	NIAGARA*@@	7 PM
6	at Monmouth*+	7 PM
10	MAAC First Round\$#	TBA
11-12	MAAC Quarterfinals\$#	TBA
13	MAAC Semifinals\$=	TBA
14	MAAC Championship\$!	4 PM

All times are Eastern Standard Time

Home Games in **BOLD CAPS**

\*MAAC Game

&Doubleheader with Siena women

^Br. Ed Coughlin Franciscan Cup

%FSN

=ESPN2

!ESPNU

+ESPN+

#ESPN3

=ESPNEWS

@My4 Albany

\$MAAC Tournament (Atlantic City, NJ)

## GAME #16



## Siena (7-8, 3-3) at Niagara (5-11, 3-2)

Sunday, January 19, 2020 - 1 PM

Gallagher Center (2,100) - Niagara University, NY

TV:

RADIO:



ONLINE: **ESPN+**

Mike Demos  
Conner Fenlon

### Siena College Athletic Communications

Marcelle Athletic Complex

515 Loudon Road - Loudonville, NY 12211-1462

Ph: 518-783-2377 - SienaSaints.com

Assistant Athletic Director for Communications: Mike Demos

Press/Cell Phone: 336-675-7374

E-mail: mdemos@siena.edu

### Previous Starters

### 2019-20 Stats

# - POS	NAME/CL/HT/WT/HOMETOWN	PPG	RPG	APG	MPG
1 - F	Elijah Burns (Gr., 6-8/236, Troy, NY)	14.3	6.1	1.1	27.6
3 - G/F	Manny Camper (Jr., 6-7/203, Chestertown, MD)	12.7	11.3	2.4	36.7
5 - G	Matt Hein (Gr., 6-4/190, Windermere, FL)	3.6	1.9	0.9	21.9
0 - G	Donald Carey (So., 6-5/185, Upper Marlboro, MD)	13.2	3.7	2.5	32.7
22 - G	Jalen Pickett (So., 6-4/192, Rochester, NY)	15.9	4.5	4.2	37.8

### Reserves (Listed Numerically)

# - POS	NAME/CL/HT/WT/HOMETOWN	PPG	RPG	APG	MPG
2 - G	Gary Harris, Jr. (Fr., 6-6/193, Los Angeles, CA)	5.3	2.5	0.3	15.8
12 - F	Kyle Young (Fr., 6-9/239, Bethlehem PA)	2.0	2.1	0.1	7.1
13 - G	Ben Diamond (Sr., 5-11/152, Loudonville, NY)	0.0	0.0	0.0	1.0
14 - G	Jordan King (Fr., 6-0/185, Albany, NY)	3.9	1.5	0.6	15.7
15 - G	Robert Mahala (So., 6-5/168, Jackson, NJ)	0.0	0.0	0.0	1.7
20 - F	Denzel Tchougang (Jr., 6-10/218, Geneva, Switzerland)	N/A	N/A	N/A	N/A
24 - G	Jimmy Ratliff (So., 6-8/186, Middletown, OH)	0.3	1.1	0.1	8.0
30 - F	Luke Sutherland (Fr., 6-7/203, Syracuse, NY)	0.8	1.2	0.0	5.3
33 - G	Georges Darwiche (So., 6-1/192, Bucharest, Romania)	0.0	0.0	0.0	3.0
35 - F	Sammy Friday IV (Sr., 6-9/237, Jersey City, NJ)	3.6	2.7	0.1	10.3



@SienaSaints  
@SienaMBB



SienaSaints  
SienaBasketball



@SienaSaints  
@SienaMBB

YouTube thesienasaints



## The Series With Niagara

### 108th Meeting: Siena leads, 58-49



Away - 19-27

Division I - 50-35

MAAC - 35-24

Last Meeting - Siena 72, Niagara 65 (OT)

Mar. 3, 2019 - Niagara University, NY



### Of Note

Siena's 58 wins over Niagara are the program's most vs. any opponent

The Saints have won 10 of the past 12 meetings

Siena's first-ever game was against Niagara in the Winter of 1938, a 52-47 Siena win

### Last Meeting

Siena opened overtime on a 9-2 run and shot 11-14 from the foul line in the extra session

The Saints shot 20-24 (83%) from the free throw line, all of which came after halftime

**Jalen Pickett** scored 20 of his game-high 27 points after halftime

**Marvin Prochet** posted 21 points and 10 rebounds for Niagara

### Siena vs. the Metro Atlantic Athletic Conference

333-257 (.564) all-time overall in MAAC competition

294-232 (.559) all-time overall in MAAC Regular Season action

397-362 (.523) all-time overall vs. the other 10 programs which currently comprise the MAAC

Won at least a share of seven MAAC Regular Season



Championships, and captured five MAAC Tournament titles (1999, 2002, 2008, 2009, 2010)



### Siena vs. the MAAC

All-Time Regular Season  
(31st Season)

Canisius	35-27
Fairfield	32-27
Fordham	1-1
Holy Cross	1-1
Iona	33-26
La Salle	3-2
Loyola (MD)	31-16
Manhattan	28-32
Marist	26-18
Monmouth	2-11
<b>Niagara</b>	<b>35-24</b>
Quinnipiac	6-5
Rider	27-16
Saint Peter's	35-25
<b>TOTAL</b>	<b>294-232</b>

	Tale of the Tape	
7-8	Record	5-11
3-3	MAAC	3-2
204	NET	281
72.2	Points	66.8
73.4	Opp Points	75.7
.433	FG%	.425
.457	OPP FG%	.468
.334	3FG%	.356
.680	FT%	.768
37.7	Rebounds	27.4
12.1	Assists	13.0
14.2	Turnovers	10.8*
2.7	Blocks	2.4
5.9	Steals	6.9

\*Leads MAAC

(Through Friday)

## Carmen Maciariello

Siena '01

### First Season

7-8 (.467)



Siena Basketball alumnus named 18th head coach in program history on March 25th

41-year-old native of nearby Clifton Park completed first season as an assistant coach in second stint on staff last season

Helped guide Siena to a 17-16 overall record including an 11-7 mark in the MAAC last season

Saints' 17 wins tied for the most of any MAAC team, and the squad's nine-win improvement was tied for the 11th best turnaround nationally. Siena finished in a tie for second place in the MAAC - placing nine spots higher than their preseason poll prediction - which tied UT Arlington for the largest improvement nationally.

Served as coordinator for Siena defense last season which ranked 42nd nationally allowing 66.0 points per game, the third best mark during the program's 43-year Division I era. Earlier last season, Maciariello's defense held the opposition to 70 points or fewer for 15 straight games, marking the program's longest such streak in 26 years.

First entered the collegiate ranks as Siena's director of basketball operations during the 2005-06 season under the direction of 2017 Siena Athletics Hall of Fame inductee Fran McCaffery

Graduated cum laude from Siena in 2001, while helping guide the Saints to 20 wins and a share of the MAAC Regular Season Championship during his senior season, after having sat out the previous year per NCAA transfer regulations following his matriculation from the University of New Hampshire

Recently completed 11th season as a Division I assistant coach, which has included stops at Siena (2018-19), George Washington (2014-18), Boston University (2011-14), and Fairfield (2008-11)

Teams have made seven national postseason tournament appearances while averaging 20.5 wins and a .624 winning percentage, and has also helped guide his programs to a 124-70 (.639) conference mark and, including his time as an undergraduate at Siena, has won a conference regular season or postseason title at each school

2012 Capital District Basketball Hall of Fame inductee

1996 *Albany Times Union* Player of the Year at Shenendehowa High School

Married to wife, Laura, and has a two-year-old daughter, Reese





# QUICK HITS



Siena concludes a three-game road trip tonight, and is the midst of a stretch where they play five of seven on the road. The Saints are in search of their first road win of the season, having dropped their first eight away from home. The squad won eight true road games last year, the program's most in nine years since winning nine in 2009-10. The eight teams that Siena has lost to on the road are a combined 44-9 (.830) at home so far this season. The Saints are in search of their first road win since a 72-65 OT triumph in last year's regular season finale at Niagara (Mar. 3). Siena is averaging just 68.1 points on 40% shooting, 30% from three, and 64% from the free throw line on the road. Conversely, the Saints are a perfect 7-0 at the Times Union Center this season. Siena is one of just two teams (Maryland) who is undefeated at home and winless in true road games this season. The Saints' seven-game home win streak in the program's longest since winning nine straight at home to open 2015-16. Siena is averaging 76.9 points on 47% shooting, 38% from three, and 72% from the free throw line at home. Siena started 2-0 MAAC play for the first time in a decade, dating back to a program-best 14-0 start during the 2009-10 season. Siena saw their season long four-game winning streak snapped Jan. 5 at Rider, which matched the program's longest in 10 years. The Saints posted a 17-13 overall record during the 2019 calendar year, the program's best mark since going 22-11 in 2010. Junior guard/forward **Manny Camper** ranks eighth nationally in rebounding (11.3) and sixth in defensive rebounding (8.27). Camper ranks 13th nationally with nine double-doubles this season, the first of his career. Camper pulled down a career-high 19 rebounds on Nov. 20 at Yale, the most by a Siena player in nearly seven years since **OD Anosike** grabbed 21 on Jan. 27, 2013 against Marist. Camper had averaged just 3.9 rebounds over his first two seasons in 19.3 minutes per game. The Saints currently possess four of the top-15 scorers in the MAAC. MAAC Preseason Player of the Year **Jalen Pickett** ranks third in the MAAC in scoring (15.9), while **Elijah Burns** is seventh (14.3), **Donald Carey** is 11th (13.2), and Camper is 15th (12.7). The "core four" has combined to average 56.1 points to account for 78% of the team's scoring. Pickett (37.8 - second), Camper (36.7 - fourth), and Carey (32.7 - seventh) also rank in the top-seven in the MAAC in minutes played, with Pickett and Camper ranked sixth and 22nd in the nation, respectively. Siena ranks second in the MAAC in both scoring (72.2) and field goal percentage (.433), after averaging just 64.6 points last year. Pickett was named the Lou Henson Award National Player of the Week and MAAC Player of the Week on Dec. 30. Pickett was named to both the 2019-20 Lou Henson Award Preseason and Midseason Watch Lists - which is presented annually to the nation's top Division I mid-major player. Pickett is the first Saint to be voted the MAAC Preseason Player of the Year in nine years dating back to **Ryan Rossiter** in 2010-11. Pickett is the first true sophomore to be selected Preseason First Team All-MAAC since Iona's **Schadrac Casimir** in 2015-16. Pickett was ranked the 25th best player in nation entering the 2019-20 season by ESPN's John Gasaway, 68th by NBC Sports' Rob Dauster, and 69th by CBS Sports' Matt Norlander. Pickett was the unanimous 2018-19 MAAC Rookie of the Year, a MAAC All-Rookie Team, and MAAC All-Tournament Team pick. Pickett became the second freshman in league history to be First Team All-MAAC (**Lionel Simmons** - La Salle, 1986-87). Pickett won a league-record 11 MAAC Rookie of the Week honors which was tied for second most in NCAA Division I history. Pickett was also tabbed a Kyle Macy Freshman All-American, NABC District I First Team selection, and was the ECAC Rookie of the Year and a Second Team All-ECAC pick. Pickett established new Siena freshman records for both scoring (521) and steals (66), while also achieving the fourth-highest single-season assist total overall (221) in school history. Pickett ranked in the top-four nationally amongst all Division I freshmen in assists (6.7), assist-to-turnover ratio (2.76), and steals (2.0). Pickett declared as an early entrant for the 2019 NBA Draft and was invited to and participated in the inaugural NBA G League Elite Camp as well as pre-draft workouts with several NBA teams before deciding to withdraw and return to Siena. Siena ranks 73rd nationally in rebound margin (+4.3) and 94th in rebounding (37.8). The Saints ranked fifth worst nationally last season in rebounding (29.5) and 322nd out of 351 teams in rebound margin (-4.1). Siena was projected to finish sixth (11 teams) according to the MAAC Preseason Coaches' Poll. Only eight points separated the third through sixth spots in tight polling. Siena finished in a four-way tie for second place in the MAAC last season, after being predicted to finish last. Saints' nine-spot improvement from their preseason prediction was tied with UT Arlington for the best nationally. The Saints finished with a 4-5 record in non-conference action. Siena went 4-0 at home to record the program's first undefeated record in non-conference play since also going 4-0 in 2015-16. The Saints went 3-1 against the Patriot League while playing three of the conference's top-four teams in the preseason poll. The Saints faced both of the Ivy League's Co-Regular Season Champions from a year ago on the road in Harvard and Yale. Both Xavier (18) and Harvard (75) were ranked in the Top-100 in Ken Pomeroy's preseason rankings. Siena has a pair of four-game homestands and also had a four-game road trip earlier this season. The four-game road trip was the program's first since Feb. 12-26, 2010. The four-game road trip matches the program's longest since playing five straight away from home Dec. 22, 1994 - Jan. 7, 1995. The Saints went a season long 14 days between their games Dec. 7 at Cal Poly and Dec. 21 vs. Bucknell. Siena played just four games in a 36-day span. Siena went a total of 39 days between its second and third home games of the season, Nov. 12 to Dec. 21. This was the longest in-season stretch between home games in the program's Division I history (1976-77). Coppin State (42 days) is the only Division I team which has a longer stretch between home games this season. Siena routed American 96-80 in the season opener. The 96 points scored was the program's most in a season-opener in 35 years, dating back to a 110-64 thrashing of East Stroudsburg to tip off the 1984-85 campaign. The 16-point margin of victory was the largest in a season-opener since an 82-52 triumph over Boise State in Albany to start the 2008-09 MAAC Championship season, and the largest margin by a coach in his Siena debut since **Dan Cunha** in 1941-42. The Saints' streak of 39 consecutive games committing 15 turnovers or fewer was snapped Nov. 14 at Harvard (17). It was the first time Siena committed more than 15 turnovers since a triple overtime loss vs. Monmouth on Feb. 21, 2018. The Saints ranked eighth nationally last season averaging just 9.8 turnovers per game. Siena returns two starters and 10 letterwinners from last year's team. The Saints welcomed back 41% of their scoring and 40% of their rebounding from a year ago. Three of the team's top-four scorers from last season either graduated or transferred. Siena welcomes five newcomers to the program this season, including four true freshmen. Illinois State transfer **Matt Hein** becomes the program's third-ever graduate transfer, dating back to last season. Highly touted transfers Burns (Notre Dame) and Carey (Mount St. Mary's) are also set to don the Green and Gold for the first time after sitting out the 2018-19 season due to NCAA transfer regulations. A total of seven players and coaches from the 2019-20 roster hail from the Greater Capital Region. The Saints are under the direction of alumnus **Carmen Maciariello '01** who was named the program's 18th head coach Mar. 25. Maciariello is Siena's third different head coach in three seasons. Maciariello is the first alumnus to lead the program since **Bill Kirsch** (1972-82). The Saints are looking to build off last season's 17-16 overall record which included an 11-7 mark in the MAAC. Siena's nine-win improvement from the previous year was tied for the 11th best turnaround nationally. The Saints' 17 wins were tied for the most of any MAAC team. Siena set program single-season records for both three-point makes (288) and attempts (849). The Saints ranked amongst the national leaders in fewest fouls (14.0 - fourth), turnovers (9.8 - eighth), scoring defense (66.0 - 42nd), and assist-to-turnover ratio (1.28 - 50th). Siena held the opposition to 70 points or fewer for 15 straight games from Dec. 22 - Feb. 13, marking the program's longest stretch since a 17-game streak from Dec. 8, 1992 - Feb. 10, 1993.





# OF NOTE



## Last Time Out: Canisius 73, Siena 63 (Jan. 17 - Buffalo, NY)

Canisius shot an even 50% from the field including 71% (24-34) from two  
Siena shot just 39% from the field including only 56% (10-18) from the foul line  
The Saints cut a 15-point deficit with 7:08 left to five with 4:05 to go

**Jalen Pickett** scored 21 points including a season-high five threes

**Elijah Burns** added 13 points on 5-7 shooting



## By The Numbers

3

Number of head coaches who  
have led Siena the past three  
seasons

.624

New head coach Carmen  
Maciariello's win percentage in  
11 years as an assistant

7

Number of Siena players and  
coaches who hail from the  
Greater Capital Region

39

Days in-between Siena's  
second and third home games  
this season

78%

Percentage of scoring Burns,  
Camper, Carey, and Pickett  
have accounted for this season

96

Points scored vs. American,  
Siena's most in a season  
opener in 35 years

+8.3

Improvement in Siena's  
rebounding average from last  
season

+8.4

Improvement in Siena's  
rebound margin from last  
season

19

Rebounds Manny Camper had  
at Yale on Nov. 20, the most by  
a Siena player in seven seasons

41

Percentage of scoring Siena  
returns from last year

7

Number of Siena's nine non-  
conference opponents who had  
winning records last year

9

Win improvement last year -  
tied for 11th best  
nationally

6,480

Siena's average attendance over  
382 all-time games played at  
the Times Union Center

12

Siena's rank for average  
attendance last season amongst  
all Northeast teams

19

Siena's rank for average  
attendance last season amongst  
all mid-major teams nationally

288

Three-pointers made last year  
- a program single-season  
record

39

Consecutive games Siena  
committed 15 turnovers or less  
(Feb. 21, 2018 - Nov. 14, 2019)

11

Times Pickett was named  
MAAC Rookie of the Week last  
year, T-2 most in NCAA history

## Points: Margin of Victory

1	2	3	4	5	6	7	8	9	10	11	12	13	14	15+
1	0	2	0	0	0	0	0	0	1	0	1	1	0	1

## Points: Margin of Defeat

1	2	3	4	5	6	7	8	9	10	11	12	13	14	15+
0	0	1	1	0	0	0	1	0	2	1	1	0	0	1

## INDIVIDUAL CAREER TOTALS\*

	'19-'20	CAREER
<b>DOUBLE DIGIT SCORING</b>		
Jalen Pickett	12	38
Manny Camper	12	16
Donald Carey	12	12
Elijah Burns	10	10
Sammy Friday IV	1	4
Gary Harris, Jr.	3	3
Jimmy Ratliff	0	3
Jordan King	1	1

### 40 POINT GAMES

Jalen Pickett	0	1
---------------	---	---

### 30 POINT GAMES

Jalen Pickett	0	1
---------------	---	---

### 20 POINT GAMES

Jalen Pickett	4	13
Manny Camper	2	3
Elijah Burns	2	2
Donald Carey	2	2

### 10 REBOUND GAMES

Manny Camper	10	12
Elijah Burns	2	2
Jalen Pickett	1	2
Sammy Friday IV	0	1

### 10 ASSIST GAMES

Jalen Pickett	0	5
---------------	---	---

### TRIPLE DOUBLES

None  
Last: Dec. 3, 2006 Kojo Mensah vs. UAlbany

### DOUBLE DOUBLES

Manny Camper	9	9
Jalen Pickett	1	6
Sammy Friday IV	0	1
Elijah Burns	1	1

### FIVE OR MORE THREES IN A GAME

Jalen Pickett	1	2
---------------	---	---

\*At Siena

## Team Leaderboard (Games)

**Scoring:** Pickett (6), Carey (5), Burns (4),  
Camper (3), Harris (1)

**Rebounding:** Camper (14), Burns (2)

**Assists:** Pickett (7), Carey (5), Camper (4),  
King (1)

**Minutes:** Pickett (8), Camper (7), Carey (1)

**Double-Figures Scoring:** Camper (12),  
Carey (12), Pickett (12), Burns (10), Harris  
(3), Friday (1), King (1)

**Double-Doubles:** Camper (9), Burns (1),  
Pickett (1)

## Siena and the Times Union Center

Siena is in its 30th season of competition at the Times Union Center, and 23rd since making the full-time move to downtown Albany in 1997-98

The Saints have ranked in the top-100 nationally in attendance in each of the past 22 seasons, coinciding with the program's full-time move to the TUC

Siena ranked 94th nationally out of 351 Division I programs in attendance last season, drawing an average of 5,767 fans over 16 home dates at the Times Union Center

Siena ranked 12th overall in the Northeast - and second amongst all Northeast mid-major teams - in average attendance last season, and stood 19th nationally amongst all mid-major programs in attendance

The Saints' average attendance last season out-drew power five conference schools Boston College, California, Oregon State, Stanford, USC, and Washington State, and exceeded the overall Division I national average of 4,659 by more than 1,000 fans

Siena has drawn a grand total of 2,507,762 fans (an average of 6,480) over 387 dates at the Times Union Center

The Saints welcomed their 2-millionth fan on Dec. 23, 2014 against Cornell, and have drawn crowds in excess of 10,000 on 33 occasions

Siena boasts a 255-132 (.659) all-time record at the Times Union Center, including a 240-110 (.686) mark since making the full-time move to the facility in 1997-98

In 2009-10, Siena established a new program record with 133,505 fans (an average of 7,853) for 17 home games, which ranked 66th nationally in tying for its highest national ranking ever (2002-03)

The Saints have hosted the MAAC Basketball Championships at the Times Union Center 20 times in their 30 years in the conference

## 2019-20 NCAA Individual Leaders (Through Friday)

### Rebounds Per Game

1.) John Mooney	Notre Dame	13.9
Kevin Marfo	Quinnipiac	13.9
3.) Willie Jackson	Toledo	12.5
4.) Cletrell Pope	Bethune-Cookman	12.2
5.) Daniel Oturu	Minnesota	12.1
6.) James Butler	Drexel	11.9
7.) Paul Reed	DePaul	11.4
<b>8.) Manny Camper</b>	<b>Siena</b>	<b>11.3</b>

### Defensive Rebounds Per Game

1.) John Mooney	Notre Dame	10.44
2.) Kevin Marfo	Quinnipiac	9.20
3.) Willie Jackson	Toledo	8.94
4.) Kim Aiken, Jr.	Eastern Washington	8.81
5.) Nathan Knight	William & Mary	8.32
<b>6.) Manny Camper</b>	<b>Siena</b>	<b>8.27</b>

### Minutes Per Game

1.) Jahlil Jenkins	Fairleigh Dickinson	38.4
2.) Kyle Lofton	St. Bonaventure	38.3
3.) George Tinsley	Binghamton	38.2
4.) Nate Darling	Delaware	38.1
5.) Malik Johnson	Canisius	38.0
<b>6.) Jalen Pickett</b>	<b>Siena</b>	<b>37.5</b>

## 2018-19 Attendance Northeast Rankings\*

Team	Average Attendance
1.) Syracuse	21,992
2.) St. John's	9,798
3.) Providence	9,542
4.) Villanova	9,053
5.) Penn State	9,046
6.) UConn	8,652
7.) Seton Hall	8,507
8.) Pittsburgh	6,749
9.) Rutgers	6,240
10.) Temple	6,211
11.) Rhode Island	5,797
<b>12.) SIENA</b>	<b>5,767</b>

\*The Northeast is comprised of the nine states Connecticut, Maine, Massachusetts, New Hampshire, New Jersey, New York, Pennsylvania, Rhode Island, and Vermont according to the United States Census Bureau



## Siena Individual Career Records

### Points Per Game

1.) Fred Shear	1970-73	20.3
2.) Marc Brown	1987-91	18.6
3.) Bob Hermann	1967-70	18.0
4.) Steve Walters	1972-76	17.3
5.) Doremus Benneman	1990-91	16.9
6.) Mike Seymour	1967-70	16.2
7.) Mark Palinski	1964-67	16.1
<b>8.) Jalen Pickett</b>	<b>2018-pres.</b>	<b>15.8</b>

### Assists Per Game

1.) Marc Brown	1987-91	6.5
2.) Ronald Moore	2006-10	6.1
<b>3.) Jalen Pickett</b>	<b>2018-pres.</b>	<b>6.0</b>

### Assists

1.) Ronald Moore	2006-10	823
14.) Kenny Hasbrouck	2005-09	331
15.) Antoine Jordan	2002-06	291
16.) Jeffery Robinson	1986-90	284
17.) Lavon Long	2013-17	281
<b>18.) Jalen Pickett</b>	<b>2018-pres.</b>	<b>280</b>
Russell Clark	1975-78	280



# PLAYER QUICK HITS



## Previous Starters

### F - #1 Elijah Burns

Named both the MAAC Player of the Week and College Sports Madness MAAC Player of the Week on Dec. 23  
 Leads the MAAC and ranks 30th nationally with a .597 field goal percentage  
 Also ranks fifth in the MAAC in free throw percentage (.797), seventh in scoring (14.3), and eighth in rebounding (6.1)  
 Scored a career-high 28 points on 10-13 shooting in just 24 minutes in victory over Bucknell (Dec. 21)  
 Scored 19 points or more in a game five times  
 Graduate transfer set to suit up for lone season in the Green and Gold in 2019-20  
 Enrolled in in Siena College's new MBA program, and is pursuing his graduate degree in strategic management  
 Notre Dame transfer officially joined Siena on Dec. 17, 2018, and sat out remainder of season due to NCAA transfer rules  
 Appeared in 44 games over three-plus seasons with the Irish, averaging 2.2 points and 2.1 rebounds spanning 9.0 minutes  
 Saw action in four games (one start) prior to transfer last season, averaging 5.3 points and 3.8 rebounds over 11.3 minutes  
 Helped lead United States U18 team to the silver medal at the 2014 Albert Schweitzer Tournament in Germany  
 Starred on local AAU circuit for the Albany City Rocks (2012-14), which he helped guide to consecutive top-three finishes at the national championships - second place in 2014, and third place in 2013

### G/F - #3 Manny Camper

Ranks sixth nationally in DREB (8.3), eighth in REB (11.3), 13th in double-doubles (nine), and 22nd in minutes (36.7)  
 Junior has registered first nine collegiate double-doubles this season  
 Posted career-highs of 22 points and 19 rebounds at Yale (Nov. 20)  
 Most rebounds by a Siena player in nearly seven years since **OD Anosike** grabbed 21 on Jan. 27, 2013 at Marist  
 Averaging a double-double with 12.7 points and 11.3 rebounds  
 Averaged 6.4 points and 5.4 rebounds spanning 26.2 minutes of action in 29 games (22 starts) last season  
 Named the North Bayside Player of the Year each of his final two seasons while starring at Kent County High School  
 Four-year varsity starter scored 1,951 career points  
 Member of the National Honor Society was ranked in the top-10 of his high school graduating class and was the recipient of a Dr. Martin Luther King, Jr. Humanitarian Award

### G - #5 Matt Hein

Started each of team's first 15 games since donning the Green and Gold  
 Posted season-highs of nine points in each of team's last two home games  
 Illinois State graduate transfer will have one season of eligibility with the Saints in 2019-20  
 Third-ever graduate transfer in program history - joining **Braedon Bayer** and **Elijah Burns** from last year - and is enrolled in Siena College's new MBA program  
 Appeared in 65 games including 14 starts over three seasons at Illinois State (red-shirted as freshman), averaging 2.5 points and 1.5 rebounds spanning 15.5 minutes per game  
 Made 18 appearances including one start, and averaged 1.6 points, 1.4 rebounds, and 1.5 assists in 15.3 minutes of action last season for Illinois State  
 Brother, **Daouda (David) N'Diaye**, played with Hein for three seasons at Illinois State, and now plays for Southern Utah  
 Uncle, **Stu Hein**, is 1990 Ohio State Hall of Fame inductee (baseball)

### G - #0 Donald Carey

Ranks second in the MAAC in free throw percentage (.848) and tied for eighth in threes (29)  
 Scored season-high 22 points in victory over Holy Cross (Dec. 29)  
 Has scored in double figures 12 times  
 Mount St. Mary's transfer now eligible to play after sitting out last season due to NCAA transfer regulations  
 Started all 32 games during his freshman season at the Mount  
 Averaged 9.0 points and ranked 11th in the Northeast Conference in both assists (3.4) and assist-to-turnover ratio (1.27)  
 Cousin, **Kyle Anderson** currently plays for the Memphis Grizzlies  
 Older brother, **Jamall Robinson** played at both Hofstra and LIU Brooklyn

### G - #22 Jalen Pickett

Named the Lou Henson Award National Player of the Week and the MAAC Player of the Week on Dec. 30  
 Ranks sixth nationally - and second in the MAAC - in minutes per game (37.8)  
 Also leads the MAAC in assist-to-turnover ratio (2.46), and ranks second in assists (4.2), third in both scoring (15.9) and steals (1.6), fourth in blocks (1.3), and seventh in threes (30)  
 Posted double-double with 17 points and 10 rebounds and added eight assists (zero turnovers) in 55 minutes at Yale (Nov. 20)  
 Lou Henson Award Preseason and Midseason Watch List selection (top Division I mid-major player)  
 2019-20 MAAC Preseason Player of the Year and Preseason First Team All-MAAC selection  
 First Saint to be voted MAAC Preseason Player of the Year in nine years since **Ryan Rossiter** in 2010-11  
 First true sophomore to be Preseason First Team All-MAAC since Iona's **Schadrac Casimir** in 2015-16  
 Ranked the 25th best player in college basketball for this season by ESPN's John Gasaway, 68th by NBC Sports' Rob Dauster, and 69th by CBS Sports' Matt Norlander  
 Declared as early entrant for 2019 NBA Draft, and was invited to and participated in the inaugural NBA G League Elite Camp as well as pre-draft workouts with several NBA teams before withdrawing to return to Siena  
 2018-19 Siena College Male Student Athlete and Rookie of the Year  
 Unanimous 2018-19 MAAC Rookie of the Year and MAAC All-Rookie Team selection  
 League record 11-time MAAC Rookie of the Week also tied for second most overall in NCAA Division I history (12 - **Jared Sullinger**: Ohio State - Big Ten, 2010-11)

### Sullinger: Ohio State - Big Ten, 2010-11

One of 30 Division I finalists nationally for the 2019 Kyle Macy Award (top freshman in college basketball)  
 Second freshman in MAAC history (**Lionel Simmons**: La Salle, 1986-87) to earn First Team All-MAAC honors  
 NABC District 1 First Team selection (first freshman in program history)  
 ECAC Rookie of the Year (first in program history) and Second Team All-ECAC  
 Named CBS Sports/USBWA National Freshman of the Week on Feb. 19  
 Swept MAAC weekly honors on Dec. 3 - fourth league freshman in past 33 years to be named MAAC Player of the Week  
 MAAC All-Tournament Team selection  
 Set Siena freshmen records for both scoring (521) and steals (66), while also achieving the fourth-highest single-season assist total (221) in school history  
 Ranked ninth nationally and third amongst Division I freshmen in assists (6.7)  
 Stood 22nd nationally and fourth amongst Division I freshmen in assist-to-turnover ratio (2.76)  
 Was 35th nationally and fourth amongst Division I freshmen in steals (2.0)  
 Led the MAAC overall in both assists and assist-to-turnover ratio, ranked second in steals, fourth in blocks (0.9), and seventh in scoring (15.8)  
 Scored in double figures 26 times, highlighted by eight 20-point performances, and added five double-doubles  
 Erupted for 46 points (second highest single-game total in program history) and 13 assists vs. Quinnipiac (Feb. 17) to become just the second player nationally this century with 45-plus points and 10-plus assists in a game  
 Posted first collegiate double-double with 27 points and 13 assists at Hofstra (Nov. 28) to become first Division I player nationally during the 2018-19 season to reach those marks  
 Swiped seven steals vs. Colgate (Nov. 24), the most by a Saint since **Clarence Jackson** also had seven on Jan. 4, 2010



# PLAYER QUICK HITS



## Reserves (Listed Numerically)

### G - #2 Gary Harris, Jr.

Named MAAC Rookie of the Week (Dec. 9) after posting season-highs of 16 points and six rebounds at Cal Poly (Dec. 7)  
Scored in double figures three times, and leads all Siena reserves averaging 5.3 points in 15.8 minutes

**Carmen Maciariello's** first official signing after being promoted to head coach

Enjoyed breakout performance at Adidas Gauntlet in April 2019, competing for the Cali Rebels AAU team

Averaged 17.3 points over seven games at the Adidas Gauntlet Premiere Showcase, while shooting 54% from the field including an even 50% from three

Scored 31 points and added seven rebounds vs. Play Ball Nation YIIS in the Adidas Gauntlet, and tallied 26 points on the strength of 7-11 shooting from three vs. Marcus Smart

Named First Team All-Prep Elite Conference after averaging 18 points and eight rebounds during 2018-19 season for Middlebrooks Academy

Played high school basketball at Frederick K.C. Price III Christian High, averaging 21.5 points, 8.3 rebounds, 2.2 assists, 2.5 steals, and 1.4 blocks on his way to earning All-California Interscholastic and Team MVP acclaim during the 2017-18 season

### F- #12 Kyle Young

Appeared in each of last five games after having seen action in just four of the first 10 games

Posted season-highs of six points and five rebounds in win over Saint Peter's (Jan. 9)

Was first commitment in the Saints' Class of 2023

Named a 2019 Pennsylvania Sports Writers Class 4A Third Team selection after averaging 13.9 points and leading Bethlehem Catholic to a 26-4 record

Tied for team-high with 14 points in 2018 PIAA Class 4A State Semifinals and led squad to 28-4 record and an Eastern Pennsylvania Conference and District 11 Class 4A Championship his junior season

Played AAU for the Jersey Shore Warriors, which also produced recent Siena stars **Ryan Rossiter** and **Rob Poole**

Has an older brother, Ryan, who plays basketball at Northwestern, and an older sister, Jordan, who plays volleyball at George Washington

### G - #13 Ben Diamond

Seen action in only two games so far this season, logging a pair of minutes

Former manager is in third season on the active roster as a walk-on

Two-time MAAC All-Academic Team selection

Appeared in seven career games over first two seasons, logging six minutes

Recipient of the 2015 Team Courage Award, NewsChannel 13 Scholar Athlete Award, and 2016 Ray Holmes Memorial Award

### G - #14 Jordan King

Averaging 3.9 points in 15.7 minutes off the bench

Posted season-high 10 points in victory over Bucknell (Dec. 21)

Albany product who starred locally on both the high school and AAU circuits

2019 Suburban Council Player of the Year while starring for Christian Brothers Academy

Averaged 24.1 points, 4.5 assists, and 4.3 rebounds while also earning Albany Times Union Large School First Team honors his senior season

One of just seven players in CBA history to eclipse 1,000 career points

Played AAU for the Albany City Rocks and Mass Rivals

### G - #15 Robert Mahala

Appeared in first three collegiate games this season, logging five total minutes

Did not see any action last season as a freshman

Earned three varsity letters and was a two-year starter at Christian Brothers Academy

Averaged 9.8 points as a senior, and was selected to play in New Jersey's North-South Senior All-Star Game

Father, Bobby, played college basketball at Wagner

Cousin, **Kevin Mahala**, was drafted by the Pittsburgh Pirates in 2016





# PLAYER QUICK HITS



## Reserves (Continued)

### #20 - Denzel Tchougang

Has missed entirety of season so far due to stress fracture in foot  
Transfer from Cypress College (CA) set for second of three seasons of eligibility with Siena  
Appeared in 20 straight contests after being a DNP (coaches decision) the first eight games last season  
Scored season-high four points vs. Cal Poly (Dec. 29)  
Appeared in 27 games (23 starts) at Cypress last season, averaging 2.4 points and 2.6 rebounds in 9.6 minutes of action  
Played five years of club basketball in Geneva  
Swiss U19 Vice Champion

### G - #24 Jimmy Ratliff

Appeared in each of first seven games, averaging 8.0 minutes per contest, before being a DNP - Coaches' Decision last eight games  
North Alabama transfer and walk-on set for second season in the Green and Gold  
Averaged 3.0 points and 1.6 rebounds spanning 16.6 minutes of action in 20 games (one start) last season  
Missed 12 games during the middle of the season after suffering a fractured left pinky at Saint Peter's (Jan. 3)  
Scored in double figures three times, highlighted by 16-point performance on 5-7 shooting including 4-6 from three at St. Bonaventure (Dec. 5)  
Played one season of prep basketball at Kingston Academy in Cincinnati, where he averaged 16 points and seven rebounds

### F - #30 Luke Sutherland

Seen action in six games, playing 32 total minutes  
Named Mr. Basketball CNY  
All-State and First Team SCAC Metro All-League selection his senior season as West Genesee  
Averaged 20.2 points, 8.3 rebounds, 2.3 assists, and 2.3 blocks, while being named an NYSSWA Class AA All-State, All-Central New York, and SCAC Metro First Team selection his junior year  
Played club basketball for NY Jayhawks

### G - #33 Georges Darwiche

Made season debut Friday at Canisius  
Missed start of season due to injury and didn't return to active roster until mid-December  
Had made first 10 collegiate starts prior to being a DNP (coaches decision) Jan. 26  
Tallied season-high nine points in road win at Marist (Jan. 11)  
Member of Romania's National Team  
Averaged 3.7 points and 1.7 assists over 18.9 minutes in three games at the FIBA World Cup 2019 European Qualifiers  
Led Romania's U20 squad to the 2017 European Championship B Division crown, while averaging 7.0 points  
Guided the U18 squad to a Romanian League Championship in 2016 while earning Tournament MVP honors  
Played four seasons for Steaua CSM EximBank Bucuresti in Romania's top league, Divizia A  
Appeared in 44 games (38 starts) during the 2017-18 season with Steaua CSM EximBank Bucuresti, averaging 3.0 points and 1.5 assists, and posted a 2.37-to-1 assist-to-turnover ratio while shooting 40% from three spanning 14.6 minutes per game

### F - #35 Sammy Friday IV

Senior posted season-highs of 10 points and five rebounds in fifth career start vs. Saint Peter's (Jan. 9)  
Averaging 3.6 points and 2.7 rebounds in 10.3 minutes of action off the bench  
Ruled out for the remainder of the 2018-19 season after undergoing surgery for torn meniscus on Dec. 21, 2019  
Was averaging 6.4 points over just 14.7 minutes spanning first nine appearances prior to injury  
Appeared in 25 games and made first three career starts last season, averaging 2.5 points and 2.4 rebounds in 7.6 minutes  
Posted career-highs of 15 points and 15 rebounds in 24 minutes off the bench at Louisville last season (Dec. 6, 2017)  
Arrived at Siena following a postgraduate year at St. Andrew's School in Rhode Island  
Averaged 12 points and eight rebounds while leading St. Andrew's School to a 21-10 record  
Younger brother, Tyler, was a four-star recruit who is a sophomore defensive lineman on the Ohio State football team



## Siena Basketball Class of 2024



Siena Basketball Head Coach **Carmen Maciariello** has announced his first official signings for the Saints' Class of 2024. **Aidan Carpenter, Colin Golson, and Bennett Kwiecinski** have all committed to Siena during the early signing period, and will enroll at the College next fall.

"In this class we looked to add versatility, and our three incoming Saints will be able to thrive in both our offensive and defensive systems," said Maciariello. "They all embody what we look for in a Siena Saint."

A 6-5, 185-pound guard, Carpenter is ranked the No. 1 recruit in Maine and No. 22 overall in the New England Class of 2020 according to the New England Recruiting Report. The Hamden, Connecticut native, who is playing for Dan Haynes at Lee Academy in Maine this year, was named the NEPSAC Player of the Year after averaging 24 points and five assists while leading Hyde School in Bath, Maine to the NEPSAC Class C Title last season. Carpenter plays his AAU basketball for Rhode Island Elite under the direction of coach Nick Light.

"Aidan is a big guard who can play either on or off the ball," explained Maciariello. "He has tremendous quickness, and thrives running the wing or pushing the ball. Defensively, he can guard multiple positions."

A 6-7, 235-pound forward from Detroit, Golson is set to suit up for Ferndale High and coach Juan Rickman this season after transferring from East English Village. He plays AAU for coach DeJon Curd of the REACH Legends.

"Colin is a big, athletic forward with a seven-foot wingspan," described Maciariello. "He can defend all positions on the court, and will add grit and power to our frontcourt."

A 6-8, 205-pound forward out of Wilmette, Illinois, Kwiecinski was named a Top-15 prospect in the Class of 2020 by the City/Suburban Hoops Report in Chicago. He attends Loyola Academy, where he averaged 13.7 points, 6.7 rebounds, and 1.8 blocks last season under the direction of Tim Livatino. Kwiecinski, who plays AAU for the Illinois Wolves and coach Mike Mullins, has a twin brother, Jordan, who also recently committed to playing Division I basketball at Drake University.

"Bennett will be able to play the three or four for us, and has a tremendous basketball IQ," noted Maciariello. "We love big wings, and he will provide us with a workmanlike approach to the game. He has the ability to stretch the defense with his shot, as well as put it on the floor."

"We welcome these young men and their families to our program," added Maciariello. "They are all special people who commit to being the best they can be daily."

## The Last Time

**Siena scored 100 points in a game:** Siena was defeated by Quinnipiac 107-100 in triple overtime on Feb. 17, 2019 at the Times Union Center. It marked the Saints' first 100-point effort in 16 years since a 100-69 win over Saint Peter's on Mar. 1, 2003.

**Siena allowed 100 points in a game:** Yale defeated Siena 100-89 in triple overtime on Nov. 20, 2019 in New Haven

**Siena won an overtime game:** Siena defeated Niagara 72-65 in overtime in the 2018-19 regular season finale on Mar. 3, 2019 in Niagara University, New York

**Siena lost an overtime game:** Yale defeated Siena 100-89 in triple overtime on Nov. 20, 2019 in New Haven

**Siena was held to 40 points or fewer:** St. Bonaventure defeated Siena 82-40 on Jan. 5, 2018 in Olean, NY

**Siena held an opponent to 40 points or fewer:** Siena defeated Manhattan 53-40 on Jan. 26, 2019 at the Times Union Center. It was the first time that the Saints held an opponent to 40 points or fewer since a 64-40 win at NJIT on Nov. 27, 2006.

**Siena won by more than 30 points:** Siena defeated Manhattan 89-54 at Times Union Center on December 4, 2015.

**Siena lost by more than 30 points:** St. Bonaventure defeated Siena 82-40 on Jan. 5, 2018 in Olean, NY

**Five Siena players scored in double figures:** Six Saints scored between 9-15 points - including five who reached double figures - in Siena's 75-72 win over Monmouth on Jan. 3, 2020 at the Times Union Center

**Siena grabbed more than 50 rebounds in a game:** Siena pulled down 52 rebounds in a 100-89 triple overtime setback at Yale on Nov. 20, 2019 in New Haven

**A Siena player scored 40 points or more in a game:** Jalen Pickett posted the second highest single-game scoring total in program history, tallying 46 points in a 107-100 triple overtime loss to Quinnipiac on Feb. 17, 2019 at the Times Union Center

**A Siena player scored 35 or more points in a game:** Jalen Pickett posted the second highest single-game scoring total in program history, tallying 46 points in a 107-100 triple overtime loss to Quinnipiac on Feb. 17, 2019 at the Times Union Center

**A Siena player scored 30 or more points in a game:** Jalen Pickett posted the second highest single-game scoring total in program history, tallying 46 points in a 107-100 triple overtime loss to Quinnipiac on Feb. 17, 2019 at the Times Union Center

**A Siena player grabbed 20 rebounds in a game:** OD Anosike had 21 rebounds in Siena's 79-75 win over Marist on January 27, 2013.

**Siena made 15 or more three-pointers in a game:** The Saints connected on 15 three-pointers in a loss at Fordham on 11/24/01

**A Siena player had 10 or more assists in a game:** Freshman guard Jalen Pickett posted his fourth double-double of the season with 11 points and 10 assists off the bench in a victory over Marist on Feb. 24, 2019 at the Times Union Center

**A Siena player had seven or more steals in a game:** Jalen Pickett swiped all seven of Siena's steals vs. Colgate on Nov. 24, 2018 at the Times Union Center

**A Siena player had five or more blocks in a game:** Javion Ogunyemi had five blocks in an 87-86 overtime defeat vs. Iona in the 2017 MAAC Championship Game

**Siena failed to convert a free-throw:** Siena went 0-2 from the free throw line in a 57-45 loss vs. Holy Cross on Nov. 18, 2018. Neither team made a free throw in the game, while combining for just three attempts. It marked the first time in 18 years - Dec. 10, 2000 at Marist (0-5) - that Siena failed to make a free throw

**Siena failed to convert a 3-pointer:** Siena missed all eight of its three-point attempts in an 80-73 loss vs. Canisius on Feb. 4, 2017 at the Times Union Center. It marked the second time in 20 games in which the Saints were held without a three, after having gone the previous 221 games without a miss.

**Siena did not miss a free-throw:** On February 4, 2007 Siena went 11-for-11 from the free throw line against Saint Peter's.

**Siena player had a triple-double:** Kojo Mensah had 20 points, 14 rebounds and 11 assists in Siena's 82-74 OT win over UAlbany (2/3/05)



## Career Games Played/Started

	<u>Career Games</u>	<u>Career Starts</u>	<u>Consec. Games</u>	<u>Consec. Starts</u>
Sammy Friday IV	75	5	15	0
Manny Camper	60	39	33	19
Jalen Pickett	47	45	9	9
Jimmy Ratliff*	27	1	0	0
Georges Darwiche	20	10	1	1
Denzel Tchougang*	20	0	0	0
Donald Carey*	15	15	15	15
Gary Harris, Jr.	15	1	15	0
Matt Hein*	15	15	15	15
Jordan King	15	1	15	0
Elijah Burns*	14	14	2	2
Ben Diamond	9	0	0	0
Kyle Young	9	0	5	0
Luke Sutherland	6	0	2	0
Robert Mahala	3	0	1	0

\*At Siena

## Leads and Deficits

Most points	96 vs. American (Nov. 5)
Fewest points	56 at Harvard (Nov. 14)
Most points allowed	100 at Yale (Nov. 20)
Fewest points allowed	58 vs. Saint Peter's (Jan. 9)
Biggest win	16 vs. American (Nov. 5)
Biggest loss	18 at #19 Xavier (Nov. 8)
Biggest lead	28 vs. American (Nov. 5)
Biggest deficit	27 at #19 Xavier (Nov. 8)
Biggest deficit overcome to win	13 vs. Canisius (Dec. 23)
Biggest lead lost	11 at Cal Poly (Dec. 7)
Biggest halftime lead	23 vs. American (Nov. 5)
Biggest halftime deficit	17 at Manhattan (Jan. 12)
Biggest halftime deficit overcome to win	11 vs. Canisius (Dec. 23)
Biggest halftime lead lost	5 at Cal Poly (Dec. 7)
Most points in a half	54 (1st) vs. American (Nov. 5)
Fewest points in a half	26 four times
Most points allowed in a half	49 (2nd) vs. American (Nov. 5)
Fewest points allowed in a half	22 (2nd) at Harvard (Nov. 14)

## Record by Starting Lineup

<u>Starting Lineup</u>	<u>Record</u>
Camper - Burns - Hein - Carey - King	1-0
Camper - Burns - Hein - Carey - Pickett	5-7
Camper - Burns - Harris - Hein - Carey	0-1
Camper - Friday - Hein - Carey - Pickett	1-0

## Siena's Record When...

Leading at halftime	4-2
Trailing at halftime	3-5
Tied at halftime	0-1
Leading with 5:00 left	7-0
Trailing with 5:00 left	0-8
Tied with 5:00 left	0-0
Overtime	0-1
SC shoots 50% or better from field	2-0
SC shoots between 40-49.9% from field	5-5
SC shoots under 40% from field	0-3
Opponent shoots 50% or better from field	1-5
Opponent shoots between 40-49.9% from field	4-3
Opponent shoots under 40% from field	2-0
SC outrebounds opponent	6-4
Opponent outrebounds SC	0-3
Tied in rebounds	1-1
SC records 10 or more steals	0-0
SC records 15 or more assists	2-1
SC commits 15 turnovers or fewer	6-4
SC commits more than 15 turnovers	1-4
SC commits fewer turnovers than opponent	2-4
SC commits more turnovers than opponent	5-4
Tie in turnovers	0-0
SC shoots 70% or better from the free throw line	3-2
SC shoots under 70% from the free throw line	4-6
SC scores 59 points or fewer	0-1
SC scores between 60-69 points	1-5
SC scores between 70-79 points	4-1
SC scores 80 points or more	2-1
Opponent scores 59 points or fewer	1-1
Opponent scores between 60-69 points	2-0
Opponent scores between 70-79 points	3-3
Opponent scores 80 points or more	1-4
Four or more Saints score in double figures	5-1
Playing in November	2-4
Playing in December	3-1
Playing in January	2-3
Playing in February	0-0
Playing in March	0-0
Playing on Monday	1-0
Playing on Tuesday	2-0
Playing on Wednesday	0-1
Playing on Thursday	1-1
Playing on Friday	1-2
Playing on Saturday	1-2
Playing on Sunday	1-2
Playing in the day time (11 AM-5 PM start)	1-3
Playing at night (5 PM or later start)	6-5
Televised games	7-6
SC plays at home	7-0
SC plays on the road	0-8
SC plays on a neutral court	0-0
SC plays west of Albany	0-4
SC plays east of Albany	0-1
SC plays north of Albany	0-0
SC plays south of Albany	0-3
Wearing white uniforms	7-0
Wearing green uniforms	0-8
Wearing gold uniforms	0-0

# Keepin' Track of the MAAC

For all the latest MAAC Basketball News and Scores visit [www.MAACSports.com](http://www.MAACSports.com)



## MAAC Standings (Through Friday)

Team	MAAC		Overall	
	W	L	W	L
1.) Manhattan	4	1	8	6
Quinnipiac	4	1	9	6
3.) <b>Niagara</b>	3	2	5	11
Monmouth	3	2	9	7
5.) <b>SIENA</b>	3	3	7	8
Rider	3	3	9	7
Fairfield	3	3	7	10
8.) Saint Peter's	2	3	5	9
Iona	2	3	4	8
10.) Canisius	2	4	7	10
11.) Marist	1	5	2	13

## MAAC Preseason Coaches' Poll

1.) Iona (10)	119
2.) Rider (1)	109
3.) Quinnipiac	86
4.) Monmouth	81
5.) Manhattan	79
6.) <b>SIENA</b>	<b>78</b>
7.) Canisius	52
8.) Marist	44
9.) Saint Peter's	34
10.) <b>Niagara</b>	<b>26</b>
11.) Fairfield	18

\*First place votes in parenthesis

## Today's Other MAAC Action

Rider at Canisius	2 PM
Iona at Marist	2 PM

## Siena's MAAC and NCAA Rankings

Siena	Total	MAAC Rank*	NCAARank!
Points	72.2	2nd	158th
Opp Points	73.4	10th	280th
Scoring Margin	-1.2	5th	250th
FG%	.433	2nd	208th
Opp FG%	.457	10th	299th
FT%	.680	7th	235th
3-PT%	.334	6th	173rd
Opp 3-PT%	.345	5th	262nd
3-PT/GM	6.7	6th	230th
Rebounds	37.7	2nd	94th
Rebound Margin	+4.3	2nd	73rd
Assists	12.1	8th	270th
Steals	5.9	9th	247th
Blocks	2.7	8th	236th
Turnovers	14.2	6th	231st
A/TO Ratio	0.85	7th	278th
Turnovers Forced	13.1	9th	233rd
Turnover Margin	-1.1	7th	266th

<b>Player</b>			
<b>Elijah Burns</b>	PTS - 14.3	7th	N/A
	REB - 6.1	8th	N/A
	FG% - .597	1st	30th
	FT% - .797	5th	157th
	OREB - 2.3	5th	214th

<b>Manny Camper</b>	REB - 11.3	2nd	8th
	OREB - 3.0	2nd	63rd
	DREB - 8.3	2nd	6th
	MIN - 36.7	4th	22nd

<b>Donald Carey</b>	FT% - .848	2nd	71st
	3FG - 29	T-8th	N/A
	MIN - 32.7	7th	237th

<b>Jalen Pickett</b>	PTS - 15.9	3rd	167th
	AST - 4.2	2nd	122nd
	STL - 1.6	T-3rd	149th
	3FG - 30	7th	N/A
	BLK - 1.3	4th	133rd
	A/TO - 2.46	1st	35th
	MIN - 37.8	2nd	6th

\*Out of 11 teams (Through Friday)  
!Out of 351 ranked teams (Through Friday)

## MAAC Weekly Honors

Date	Player of the Week	Rookie of the Week
Nov. 11	Frederick Scott (RID)	Tyler Saint-Furcy (MAR)
Nov. 18	Malik Johnson (CAN)	Jacco Fritz (CAN)
Nov. 25	Tyere Marshall (RID)	Jacco Fritz (CAN)
Dec. 2	Landon Taliaferro (FFD)	Jacco Fritz (CAN)
Dec. 9	Rich Kelly (QU)	<b>Gary Harris, Jr. (SIE)</b>
Dec. 16	Ray Salnave (MON)	Fousseyni Drame (SP)
Dec. 23	<b>Elijah Burns (SIE)</b>	Hassan Drame (SP)
Dec. 30	<b>Jalen Pickett (SIE)</b>	Armon Harried (CAN)
Jan. 6	Tykei Greene (MAN)	Daryl Banks III (SP)
Jan. 13	Kevin Marfo (QU)	Armon Harried (CAN)
Jan. 20		
Jan. 27		
Feb. 3		
Feb. 10		
Feb. 17		
Feb. 24		
Mar. 2		
Mar. 9		

# Quick Chart

## Player Season and Career Highs (at Siena)

		2019-20	Career (at Siena)
0 Donald Carey	Points Rebounds Assists Steals Blocks	22 vs. Holy Cross 12/29/19 8 at Colgate 11/30/19 5 twice 4 at Harvard 11/14/19 1 at Yale 11/20/19	Same Same Same Same Same
1 Elijah Burns	Points Rebounds Assists Steals Blocks	28 vs. Bucknell 12/21/19 13 vs. Monmouth 1/3/20 3 twice 2 three times 1 twice	Same Same Same Same Same
2 Gary Harris, Jr.	Points Rebounds Assists Steals Blocks	16 at Cal Poly 12/7/19 6 twice 2 at Cal Poly 12/7/19 1 three times 2 vs. Monmouth 1/3/20	Same Same Same Same Same
3 Manny Camper	Points Rebounds Assists Steals Blocks	22 twice 19 at Yale 11/20/19 4 four times 3 at Manhattan 1/12/20 3 at Colgate 11/30/19	Same Same 5 twice 3 three times Same
5 Matt Hein	Points Rebounds Assists Steals Blocks	9 twice 4 three times 3 at Manhattan 1/12/20 2 twice 1 twice	Same Same Same Same Same
12 Kyle Young	Points Rebounds Assists Steals Blocks	6 vs. Saint Peter's 1/9/20 5 vs. Saint Peter's 1/9/20 1 at Manhattan 1/12/20 2 at Canisius 1/17/20 1 twice	Same Same Same Same Same
13 Ben Diamond	Points Rebounds Assists Steals Blocks	- - - - -	3 at Saint Peter's 2/25/18 - - - -
14 Jordan King	Points Rebounds Assists Steals Blocks	10 vs. Bucknell 12/21/19 4 twice 3 twice 2 twice -	Same Same Same Same -
15 Robert Mahala	Points Rebounds Assists Steals Blocks	- - - - -	- - - - -
20 Denzel Tchougang	Points Rebounds Assists Steals Blocks	- - - - -	4 vs. Cal Poly 12/29/18 4 at St. Bonaventure 12/5/18 1 at Marist 1/11/19 - 1 twice
22 Jalen Pickett	Points Rebounds Assists Steals Blocks	22 twice 10 at Yale 11/20/19 8 at Yale 11/20/19 3 three times 2 six times	46 vs. Quinnipiac 2/17/19 10 twice 13 twice 7 vs. Colgate 11/24/18 4 vs. Rider 3/9/19
24 Jimmy Ratliff	Points Rebounds Assists Steals Blocks	2 at Harvard 11/14/19 3 at Harvard 11/14/19 1 at #19 Xavier 11/8/19 - 1 at Colgate 11/30/19	16 at St. Bonaventure 12/5/18 5 at St. Bonaventure 12/5/18 2 at Robert Morris 12/8/18 3 at George Washington 11/8/18 1 five times
30 Luke Sutherland	Points Rebounds Assists Steals Blocks	3 vs. American 11/5/19 3 twice - 1 at Canisius 1/17/20 1 at Manhattan 1/12/20	Same Same - Same Same
33 Georges Darwiche	Points Rebounds Assists Steals Blocks	- - - - -	9 at Marist 1/11/19 2 four times 3 at George Washington 11/8/18 1 four times -
35 Sammy Friday	Points Rebounds Assists Steals Blocks	10 vs. Saint Peter's 1/9/20 5 four times 1 twice 1 twice 1 three times	15 at Louisville 12/6/17 15 at Louisville 12/6/17 1 eight times 1 seven times 2 twice



# Official Basketball Box Score -- Game Totals -- Final Statistics

Niagara vs Siena

1/17/19 7:03 PM at Times Union Center (Albany, NY)

Niagara 57 • 8-10, 1-4

##	Player		Total		3-Ptr	Rebounds			PF	TP	A	TO	Blk	Stl	Min
			FG-FGA	FG-FGA	FT-FTA	Off	Def	Tot							
11	Prochet, Marvin	f	6-15	1-6	2-2	1	6	7	2	15	1	0	1	2	36
32	Robb, Dominic	f	4-8	1-2	3-4	2	3	5	0	12	1	0	1	0	25
00	Barton, Chris	g	0-3	0-3	0-0	0	1	1	1	0	0	3	0	0	16
02	Tate, Keleaf	g	3-7	0-2	1-2	3	3	6	4	7	1	2	0	0	34
05	Towns, James	g	8-13	2-4	3-4	0	4	4	0	21	1	1	0	1	34
01	Fragala, Dominik		0-1	0-1	0-0	1	0	1	0	0	0	0	0	0	3
04	Solomon, Raheem		1-4	0-2	0-0	0	1	1	3	2	1	1	1	0	17
10	Hammond, Marcus		0-2	0-2	0-0	0	1	1	2	0	0	1	0	0	14
15	Kuakumensah, Greg		0-2	0-0	0-0	0	2	2	0	0	0	0	0	1	6
24	King, Greg		0-1	0-0	0-0	0	2	2	4	0	1	3	1	1	15
Team						1	1	2							
Totals			22-56	4-22	9-12	8	24	32	16	57	6	11	4	5	200

FG % 1st Half: 10-29 34.5% 2nd half: 12-27 44.4% Game: 22-56 39.3%  
 3FG % 1st Half: 2-14 14.3% 2nd half: 2-8 25.0% Game: 4-22 18.2%  
 FT % 1st Half: 2-2 100.0 2nd half: 7-10 70.0% Game: 9-12 75.0%

Deadball  
Rebounds  
2,1

Siena 66 • 7-11, 2-3

##	Player		Total		3-Ptr	Rebounds			PF	TP	A	TO	Blk	Stl	Min
			FG-FGA	FG-FGA	FT-FTA	Off	Def	Tot							
32	Fisher, Evan	f	6-12	1-1	0-0	0	6	6	0	13	3	1	1	0	33
34	Degnan, Kevin	f	4-10	1-5	0-0	0	7	7	3	9	1	1	0	0	35
22	Pickett, Jalen	g	5-11	1-2	6-6	2	2	4	2	17	7	2	0	1	28
23	Seymour, Sloan	g	2-5	2-4	0-0	0	2	2	0	6	0	0	0	0	27
33	Darwiche, Georges	g	0-2	0-2	0-0	0	0	0	2	0	2	2	0	0	20
03	Camper, Manny		0-3	0-0	6-9	4	7	11	4	6	0	1	0	1	25
05	Smithen, Kadeem		5-9	2-3	1-2	0	1	1	2	13	0	1	0	2	25
42	Tchougang, Denzel		1-2	0-0	0-0	0	0	0	1	2	0	0	0	0	7
Team						1	2	3							
Totals			23-54	7-17	13-17	7	27	34	14	66	13	8	1	4	200

FG % 1st Half: 12-29 41.4% 2nd half: 11-25 44.0% Game: 23-54 42.6%  
 3FG % 1st Half: 4-10 40.0% 2nd half: 3-7 42.9% Game: 7-17 41.2%  
 FT % 1st Half: 3-4 75.0% 2nd half: 10-13 76.9% Game: 13-17 76.5%

Deadball  
Rebounds  
3

Officials: Brian Dorsey, Nathan Farrell, Michael Luckie

Technical fouls: Niagara-None. Siena-None.

Attendance: 5549

Score by periods	1st	2nd	Total
Niagara	24	33	57
Siena	31	35	66

	In	Off	2nd	Fast	
Points	Paint	T/O	Chance	Break	Bench
NIA	30	11	8	2	2
SIE	30	15	5	0	21

Last FG - NIA 2nd-00:03, SIE 2nd-00:55.

Largest lead - NIA by 10 1st-15:15, SIE by 20 2nd-07:06.

NIA led for 10:07. SIE led for 28:42. Game was tied for 01:11.

Score tied - 2 times.

Lead changed - 1 time.

# Official Basketball Box Score -- Game Totals -- Final Statistics

Siena vs Niagara

03/03/19 2:00 pm at

Siena 72 • 16-15

##	Player		Total		3-Ptr	Rebounds			PF	TP	A	TO	Blk	Stl	Min
			FG-FGA	FG-FGA	FT-FTA	Off	Def	Tot							
23	Seymour, Sloan	f	2-7	2-7	0-0	0	0	0	0	6	0	0	0	0	25
32	Fisher, Evan	f	6-13	0-2	3-4	1	9	10	1	15	0	0	0	0	43
34	Degnan, Kevin	f	3-8	3-8	3-6	1	7	8	3	12	1	1	0	1	44
03	Camper, Manny	g	1-7	0-2	2-2	0	1	1	3	4	0	0	1	2	33
22	Pickett, Jalen	g	8-20	3-11	8-8	2	4	6	4	27	8	1	2	3	44
05	Smithen, Kadeem		2-6	0-2	4-4	3	5	8	2	8	0	1	3	1	35
11	Huerter, Jr., Thomas		0-0	0-0	0-0	0	0	0	0	0	0	0	0	0	1
Team						0	1	1				3			
Totals			22-61	8-32	20-24	7	27	34	13	72	9	6	6	7	225

FG % 1st Half: 10-28 35.7% 2nd half: 10-30 33.3% OT: 2-3 66.7% Game: 22-61 36.1% Deadball  
 3FG % 1st Half: 4-17 23.5% 2nd half: 3-13 23.1% OT: 1-2 50.0% Game: 8-32 25.0% Rebounds  
 FT % 1st Half: 0-0 0.0% 2nd half: 9-10 90.0% OT: 11-14 78.6% Game: 20-24 83.3% 3

Niagara 65 • 13-18

##	Player		Total		3-Ptr	Rebounds			PF	TP	A	TO	Blk	Stl	Min
			FG-FGA	FG-FGA	FT-FTA	Off	Def	Tot							
11	Marvin Prochet	f	8-19	3-9	2-4	2	8	10	4	21	2	1	0	0	44
24	Greg King	f	5-7	0-0	0-0	0	11	11	2	10	0	1	3	0	32
32	Dominic Robb	f	1-5	0-1	0-0	0	0	0	1	2	0	2	0	0	21
00	Chris Barton	g	4-7	1-3	7-9	2	3	5	3	16	0	2	0	0	30
10	Marcus Hammond	g	1-7	1-4	0-0	0	4	4	4	3	0	3	0	0	37
01	Dominik Fragala		1-1	1-1	0-0	0	0	0	0	3	0	0	0	0	8
02	Keleaf Tate		1-2	0-1	0-0	0	0	0	0	2	0	0	0	0	5
04	Raheem Solomon		3-8	2-6	0-0	1	1	2	3	8	1	4	0	0	34
05	James Towns		0-2	0-0	0-0	0	2	2	1	0	1	1	0	0	13
15	Greg Kuakumensah		0-0	0-0	0-0	0	0	0	0	0	0	0	0	0	1
Team						4	3	7							
Totals			24-58	8-25	9-13	9	32	41	18	65	4	14	3	0	225

FG % 1st Half: 11-25 44.0% 2nd half: 11-24 45.8% OT: 2-9 22.2% Game: 24-58 41.4% Deadball  
 3FG % 1st Half: 3-12 25.0% 2nd half: 4-8 50.0% OT: 1-5 20.0% Game: 8-25 32.0% Rebounds  
 FT % 1st Half: 2-2 100.0 2nd half: 3-4 75.0% OT: 4-7 57.1% Game: 9-13 69.2% 2,1

Officials: Mel Chettum,Jason Mirabito,Ron Tyburski

Technical fouls: Siena-None. Niagara-None.

Attendance: 1378

2018-19 Men's Basketball. Round: 0. Niagara vs Siena. Played at .

Score by periods	1st	2nd	OT	Total
Siena	24	32	16	72
Niagara	27	29	9	65

	In	Off	2nd	Fast	
Points	Paint	T/O	Chance	Break	Bench
SIE	26	15	14	10	8
NIAG	20	4	10	4	13

Last FG - SIE OT-03:52, NIAG OT-00:01.

Largest lead - SIE by 9 OT-00:08, NIAG by 8 1st-05:27.

SIE led for 15:22. NIAG led for 27:22. Game was tied for 02:16.

Score tied - 2 times.

Lead changed - 5 times.

2019-20 Siena College Basketball  
Siena Combined Team Statistics (as of Jan 17, 2020)  
Conference games only

RECORD:	OVERALL	HOME	AWAY	NEUTRAL
ALL GAMES	3-3	3-0	0-3	0-0
CONFERENCE	3-3	3-0	0-3	0-0
NON-CONFERENCE	0-0	0-0	0-0	0-0

#	Player	gp-gs	min	avg	Total	3-Point	F-Throw	Rebounds		pf	dq	a	to	blk	stl	pts	avg
					fg-fga	fg%	3fg-fga	3fg%	ft-fta	ft%	off	def	tot	avg			
22	Jalen Pickett	6-6	226	37.7	38-83	.458	16-42	.381	2-6	.333	7	20	27	4.5	12	0	27
03	Manny Camper	6-6	216	36.0	21-52	.404	2-10	.200	31-45	.689	19	48	67	11.2	19	0	18
01	Elijah Burns	5-5	129	25.8	18-32	.563	3-3	1.000	16-20	.800	10	20	30	6.0	10	0	5
00	Donald Carey	6-6	176	29.3	24-64	.375	12-32	.375	5-8	.625	3	16	19	3.2	12	0	12
02	Gary Harris, Jr.	6-0	121	20.2	15-33	.455	6-16	.375	7-13	.538	8	14	22	3.7	13	1	1
05	Matt Hein	6-6	138	23.0	13-27	.481	3-11	.273	0-0	.000	2	8	10	1.7	12	0	7
35	Sammy Friday IV	6-1	59	9.8	5-16	.313	0-0	.000	15-25	.600	8	5	13	2.2	8	0	0
14	Jordan King	6-0	66	11.0	6-22	.273	4-14	.286	2-2	1.000	0	3	3	0.5	8	0	1
12	Kyle Young	5-0	48	9.6	6-10	.600	0-0	.000	0-2	.000	3	10	13	2.6	6	0	1
30	Luke Sutherland	2-0	15	7.5	1-4	.250	0-2	.000	0-0	.000	1	2	3	1.5	1	0	0
15	Robert Mahala	1-0	3	3.0	0-0	.000	0-0	.000	0-0	.000	0	0	0	0.0	0	0	0
33	Georges Darwiche	1-0	3	3.0	0-0	.000	0-0	.000	0-0	.000	0	0	0	0.0	1	0	0
Team											7	6	13			3	
Total.....		6	1200		147-343	.429	46-130	.354	78-121	.645	68	152	220	36.7	102	1	72
Opponents.....		6	1200		161-351	.459	45-131	.344	74-101	.733	51	148	199	33.2	115	1	77

TEAM STATISTICS	SIE	OPP	Date	Opponent	Score	Att.
SCORING	418	441	* 12/23/19	CANISIUS	w 73-72	5804
Points per game	69.7	73.5	* 01/03/20	MONMOUTH	w 75-72	6273
Scoring margin	-3.8	-	* 01/05/20	at Rider	L 77-85	1541
FIELD GOALS-ATT	147-343	161-351	* 01/09/20	SAINT PETER'S	w 61-58	5538
Field goal pct	.429	.459	* 01/12/20	at Manhattan	L 69-81	1657
3 POINT FG-ATT	46-130	45-131	* 01/17/20	at Canisius	L 63-73	1203
3-point FG pct	.354	.344	* - Conference game			
3-pt FG made per game	7.7	7.5				
FREE THROWS-ATT	78-121	74-101				
Free throw pct	.645	.733				
F-Throws made per game	13.0	12.3				
REBOUNDS	220	199				
Rebounds per game	36.7	33.2				
Rebounding margin	+3.5	-				
ASSISTS	72	77				
Assists per game	12.0	12.8				
TURNOVERS	93	78				
Turnovers per game	15.5	13.0				
Turnover margin	-2.5	-				
Assist/turnover ratio	0.8	1.0				
STEALS	36	42				
Steals per game	6.0	7.0				
BLOCKS	16	21				
Blocks per game	2.7	3.5				
ATTENDANCE	17615	4401				
Home games-Avg/Game	3-5872	3-1467				
Neutral site-Avg/Game	-	0-0				

Score by Periods	1st	2nd	Totals
Siena	182	236	418
Opponents	229	212	441

2019-20 Siena College Basketball  
Siena Combined Team Statistics (as of Jan 17, 2020)  
All games

RECORD:	OVERALL	HOME	AWAY	NEUTRAL
ALL GAMES	7-8	7-0	0-8	0-0
CONFERENCE	3-3	3-0	0-3	0-0
NON-CONFERENCE	4-5	4-0	0-5	0-0

##	Player	gp-gs	min	avg	Total	3-Point	F-Throw	Rebounds		pf	dq	a	to	blk	stl	pts	avg
					fg-fga	fg%	3fg-fga	3fg%	ft-fa	ft%	off	def	tot	avg			
22	Jalen Pickett	14-13	529	37.8	87-191	.455	30-81	.370	19-27	.704	16	47	63	4.5	21	0	59
01	Elijah Burns	14-14	386	27.6	71-119	.597	7-13	.538	51-64	.797	32	54	86	6.1	37	1	16
00	Donald Carey	15-15	490	32.7	65-165	.394	29-78	.372	39-46	.848	8	48	56	3.7	31	1	38
03	Manny Camper	15-15	551	36.7	57-123	.463	7-21	.333	70-113	.619	45	124	169	11.3	43	0	36
02	Gary Harris, Jr.	15-1	237	15.8	30-81	.370	10-31	.323	9-20	.450	15	23	38	2.5	32	2	4
14	Jordan King	15-1	236	15.7	19-67	.284	12-43	.279	9-9	1.000	5	18	23	1.5	19	0	10
35	Sammy Friday IV	15-1	155	10.3	17-45	.378	0-0	.000	20-35	.571	21	19	40	2.7	24	0	2
05	Matt Hein	15-15	329	21.9	25-55	.455	4-18	.222	0-2	.000	4	24	28	1.9	37	0	14
12	Kyle Young	9-0	64	7.1	8-17	.471	0-0	.000	2-6	.333	6	13	19	2.1	11	0	1
30	Luke Sutherland	6-0	32	5.3	2-7	.286	1-5	.200	0-0	.000	1	6	7	1.2	1	0	0
24	Jimmy Ratliff	7-0	56	8.0	1-13	.077	0-9	.000	0-0	.000	3	5	8	1.1	6	0	1
33	Georges Darwiche	1-0	3	3.0	0-0	.000	0-0	.000	0-0	.000	0	0	0	0.0	1	0	0
15	Robert Mahala	3-0	5	1.7	0-0	.000	0-0	.000	0-0	.000	0	0	0	0.0	0	0	0
13	Ben Diamond	2-0	2	1.0	0-0	.000	0-0	.000	0-0	.000	0	0	0	0.0	0	0	0
Team											12	17	29				5
Total.....		15	3075		382-883	.433	100-299	.334	219-322	.680	168	398	566	37.7	263	4	181
Opponents.....		15	3075		403-882	.457	114-330	.345	181-253	.715	120	381	501	33.4	286	6	186

TEAM STATISTICS	SIE	OPP	Date	Opponent	Score	Att.
SCORING	1083	1101	11/05/19	AMERICAN	w 96-80	5371
Points per game	72.2	73.4	11/08/19	at Xavier	L 63-81	10430
Scoring margin	-1.2	-	11/12/19	ST. BONAVENTURE	w 78-65	5680
FIELD GOALS-ATT	382-883	403-882	11/14/19	at Harvard	L 56-59	1269
Field goal pct	.433	.457	11/20/19	at Yale	Lo3 89-100	746
3 POINT FG-ATT	100-299	114-330	11/29/19	at Colgate	L 62-72	872
3-point FG pct	.334	.345	12/07/19	at Cal Poly	L 66-70	1632
3-pt FG made per game	6.7	7.6	12/21/19	BUCKNELL	w 81-71	5505
FREE THROWS-ATT	219-322	181-253	* 12/23/19	CANISIUS	w 73-72	5804
Free throw pct	.680	.715	12/29/19	HOLY CROSS	w 74-62	6202
F-Throws made per game	14.6	12.1	* 01/03/20	MONMOUTH	w 75-72	6273
REBOUNDS	566	501	* 01/05/20	at Rider	L 77-85	1541
Rebounds per game	37.7	33.4	* 01/09/20	SAINT PETER'S	w 61-58	5538
Rebounding margin	+4.3	-	* 01/12/20	at Manhattan	L 69-81	1657
ASSISTS	181	186	* 01/17/20	at Canisius	L 63-73	1203
Assists per game	12.1	12.4				
TURNOVERS	213	197				
Turnovers per game	14.2	13.1				
Turnover margin	-1.1	-				
Assist/turnover ratio	0.8	0.9				
STEALS	88	87				
Steals per game	5.9	5.8				
BLOCKS	41	61				
Blocks per game	2.7	4.1				
ATTENDANCE	40373	19350				
Home games-Avg/Game	7-5768	8-2419				
Neutral site-Avg/Game	-	0-0				

\* - Conference game


Score by Periods	1st	2nd	OT	OT2	OT3	Totals
Siena	516	550	8	6	3	1083
Opponents	533	540	8	6	14	1101



## 2019-20 SIENA MEN'S BASKETBALL TV/RADIO ROSTER



**Donald Carey**  
So. • Guard • 6-5 • 185  
Upper Marlboro, MD/Frederick Douglass/Mount St. Mary's



**Elijah Burns**  
Gr. • Forward • 6-8 • 236  
Troy, NY/Blair Academy (NJ)/Notre Dame



**Gary Harris, Jr.**  
Fr. • Guard • 6-6 • 193  
Los Angeles, CA/Price/Middlebrooks Academy



**Manny Camper**  
Jr. • Guard/Forward • 6-7 • 203  
Chestertown, MD/Kent County



**Matt Hein**  
Gr. • Guard • 6-4 • 190  
Windermere, FL/Windermere Preparatory/Illinois State



**Kyle Young**  
Fr. • Forward • 6-9 • 239  
Bethlehem, PA/Bethlehem Catholic



**Ben Diamond**  
Sr. • Guard • 5-11 • 152  
Loudonville, NY/Shaker



**Jordan King**  
Fr. • Guard • 6-0 • 185  
Albany, NY/Christian Brothers Academy



**Robert Mahala**  
So. • Guard • 6-5 • 168  
Jackson, NJ/Christian Brothers Academy



**Denzel Tchougang**  
Jr. • Forward • 6-10 • 218  
Geneva, Switzerland/Institut Florimont/Cypress College (CA)



**Jalen Pickett**  
So. • Guard • 6-4 • 192  
Rochester, NY/Aquinas Institute/SPIRE Institute (OH)



**Jimmy Ratliff**  
So. • Guard • 6-8 • 186  
Middletown, OH/Middletown/North Alabama



**Luke Sutherland**  
Fr. • Forward • 6-7 • 203  
Syracuse, NY/West Genesee



**Georges Darwiche**  
So. • Guard • 6-1 • 192  
Bucharest, Romania/Gheorghe Lazar National College



**Sammy Friday IV**  
Sr. • Forward • 6-9 • 237  
Jersey City, NJ/Hudson Catholic/St. Andrew's School (RI)



**Carmen Maciariello**  
Head Coach



## PRONUNCIATION GUIDE

#15 Robert Mahala – Ma-HA-la  
#20 Denzel Tchougang – CHEW-gang  
#33 Georges Darwiche – Darr-VEESH  
Carmen Maciariello – Mass-ah-RELL-oh  
Antoni Wyche – Ann-TOE-knee WYSH

No.	Name	Cl.	Pos.	Ht.	Wt.	Hometown/High School/Previous School
0	Donald Carey	So.	G	6-5	185	Upper Marlboro, MD/Frederick Douglass/Mount St. Mary's
1	Elijah Burns	Gr.	F	6-8	236	Troy, NY/Blair Academy (NJ)/Notre Dame
2	Gary Harris, Jr.	Fr.	G	6-6	193	Los Angeles, CA/Price/Middlebrooks Academy
3	Manny Camper	Jr.	G/F	6-7	203	Chestertown, MD/Kent County
5	Matt Hein	Gr.	G	6-4	190	Windermere, FL/Windermere Preparatory/Illinois State
12	Kyle Young	Fr.	F	6-9	239	Bethlehem, PA/Bethlehem Catholic
13	Ben Diamond	Sr.	G	5-11	152	Loudonville, NY/Shaker
14	Jordan King	Fr.	G	6-0	185	Albany, NY/Christian Brothers Academy
15	Robert Mahala	So.	G	6-5	168	Jackson, NJ/Christian Brothers Academy
20	Denzel Tchougang	Jr.	F	6-10	218	Geneva, Switzerland/Institut Florimont/Cypress College (CA)
22	Jalen Pickett	So.	G	6-4	192	Rochester, NY/Aquinas Institute/SPIRE Institute (OH)
24	Jimmy Ratliff	So.	G	6-8	186	Middletown, OH/Middletown/North Alabama
30	Luke Sutherland	Fr.	F	6-7	203	Syracuse, NY/West Genesee
33	Georges Darwiche	So.	G	6-1	192	Bucharest, Romania/Gheorghe Lazar National College
35	Sammy Friday IV	Sr.	F	6-9	237	Jersey City, NJ/Hudson Catholic/St. Andrew's School (RI)

## COACHING STAFF

**Harley Fuller** – Assistant Coach  
**Bob Simon** – Assistant Coach  
**Antoni Wyche** – Assistant Coach

**Greg Fahey** – Director of Basketball Operations  
**Matt Miner** – Special Assistant to the Head Coach  
**Daniel Cohen** – Manager