

**November (2-5)**

|    |                        |                 |
|----|------------------------|-----------------|
| 6  | at RV/RV Providence^%  | L, 77-67        |
| 8  | at George Washington^+ | W, 69-61        |
| 16 | vs. Norfolk State^\$#  | W, 61-58        |
| 18 | vs. Holy Cross^\$#     | L, 57-45        |
| 21 | <b>LEHIGH</b>          | <b>L, 80-69</b> |
| 24 | <b>COLGATE</b>         | <b>L, 84-79</b> |
| 28 | at Hofstra             | L, 94-86        |

**December (3-3)**

|    |                              |                 |
|----|------------------------------|-----------------|
| 1  | <b>HARVARD&amp;+</b>         | <b>W, 67-64</b> |
| 5  | at St. Bonaventure>+         | L, 82-40        |
| 8  | at Robert Morris             | W, 74-71        |
| 18 | <b>COLLEGE OF CHARLESTON</b> | <b>L, 83-58</b> |
| 22 | at Holy Cross                | L, 60-57        |
| 29 | <b>CAL POLY@+</b>            | <b>W, 75-54</b> |

**January (4-4)**

|    |                     |                      |
|----|---------------------|----------------------|
| 3  | at Saint Peter's*   | L, 65-60             |
| 5  | <b>CANISIUS*@@</b>  | <b>L, 70-66</b>      |
| 11 | at Marist*!         | W, 71-66             |
| 14 | <b>MONMOUTH*@@</b>  | <b>L, 63-60 (OT)</b> |
| 17 | <b>NIAGARA*#</b>    | <b>W, 66-57</b>      |
| 24 | at Fairfield*+      | W, 57-48             |
| 26 | <b>MANHATTAN*@@</b> | <b>W, 53-40</b>      |
| 31 | at Monmouth*#       | L, 66-55             |

**February (5-2)**

|    |                         |                         |
|----|-------------------------|-------------------------|
| 2  | at Iona*#               | W, 56-54                |
| 4  | <b>FAIRFIELD*@@</b>     | <b>W, 61-50</b>         |
| 8  | at Manhattan*           | W, 51-49                |
| 10 | at Rider*+              | W, 59-57                |
| 13 | <b>IONA*+</b>           | <b>L, 57-52</b>         |
| 17 | <b>QUINNIPIAC*@+</b>    | <b>L, 107-100 (3OT)</b> |
| 19 | <b>SAINT PETER'S*@+</b> | <b>W, 72-62</b>         |
| 24 | <b>MARIST*@+</b>        | <b>2 PM</b>             |

**March (0-0)**

|    |                           |             |
|----|---------------------------|-------------|
| 1  | at Canisius*!             | 9 PM        |
| 3  | at Niagara*               | 2 PM        |
| 7  | <b>MAAC FIRST ROUND</b>   | <b>TBA</b>  |
| 8  | <b>MAAC QUARTERFINALS</b> | <b>TBA</b>  |
| 9  | <b>MAAC QUARTERFINALS</b> | <b>TBA</b>  |
| 10 | <b>MAAC SEMIFINALS</b>    | <b>TBA</b>  |
| 11 | <b>MAAC CHAMPIONSHIP</b>  | <b>9 PM</b> |

All times are Eastern Standard Time

 Home Games in **BOLD CAPS**

\*MAAC Game

^Air Force Reserve Basketball Hall of Fame

Tip-Off Presented by Citi

\$Mohegan Sun Arena (Uncasville, CT)

&amp;Doubleheader with Siena women

&gt;Franciscan Cup

%FSN

+ESPN+

#ESPN3

!ESPNU

@My4 Albany

**GAME #29**

**Siena (14-14, 9-6) vs. Marist (12-15, 7-8)**
**Sunday, February 24, 2019 - 2 PM**  
**Times Union Center (7,146) - Albany, NY**


TV:

RADIO:


 ONLINE: **ESPN+**

 Robert Lee  
 Kelly O'Donnell

 A.J. Kanell  
 Andy Grazulis

**Siena College Athletic Communications**

Marcelle Athletic Complex

515 Loudon Road - Loudonville, NY 12211-1462

 Ph: 518-783-2377 - Fax 518-783-2992 - [SienaSaints.com](http://SienaSaints.com)

Assistant Athletic Director for Communications: Mike Demos

Press/Cell Phone: 336-675-7374

 E-mail: [mdemos@siena.edu](mailto:mdemos@siena.edu)
**Previous Starters**

| # - POS | NAME/CL/HT/WT/HOMETOWN                         | PPG  | RPG | APG | MPG  |
|---------|--|------|-----|-----|------|
| 23 - F  | Sloan Seymour (Fr., 6-9/205, Albany, NY)       | 9.1  | 0.8 | 0.2 | 26.6 |
| 32 - F  | Evan Fisher (Sr., 6-9/246, Pasadena, MD)       | 15.7 | 6.0 | 1.5 | 32.5 |
| 34 - F  | Kevin Degnan (R-Sr., 6-9/220, Pearl River, NY) | 8.1  | 5.9 | 0.9 | 32.9 |
| 3 - G/F | Manny Camper (So., 6-6/208, Chestertown, MD)   | 6.9  | 5.7 | 1.3 | 25.6 |
| 22 - G  | Jalen Pickett (Fr., 6-4/190, Rochester, NY)    | 15.6 | 4.3 | 6.5 | 36.9 |

**2018-19 Stats**
**Reserves (Listed Numerically)**

| # - POS | NAME/CL/HT/WT/HOMETOWN                                | PPG | RPG | APG | MPG  |
|---------|---|-----|-----|-----|------|
| 0 - G   | Don Carey# (So., 6-5/187, Upper Marlboro, MD)         | N/A | N/A | N/A | N/A  |
| 1 - G   | Braedon Bayer (Gr., 6-4/186, Lagrangeville, NY)       | 0.2 | 0.1 | 0.1 | 2.8  |
| 2 - G   | Paulo Morastoni (Sr., 6-3/200, Blumenau, Brazil)      | 0.0 | 0.0 | 0.3 | 1.3  |
| 5 - G   | Kadeem Smithen (R-Sr., 6-3/165, Ajax, ON)             | 4.3 | 2.1 | 0.9 | 17.5 |
| 11 - F  | Thomas Huerter, Jr. (Jr., 6-7/218, Clifton Park, NY)  | 0.4 | 1.1 | 0.4 | 9.2  |
| 13 - G  | Ben Diamond (Jr., 5-10/150, Loudonville, NY)          | 0.0 | 0.0 | 0.0 | 0.5  |
| 14 - G  | Khalil Richard (Jr., 6-0/179, Baltimore, MD)          | N/A | N/A | N/A | N/A  |
| 15 - G  | Robert Mahala (Fr., 6-4/166, Jackson, NJ)             | N/A | N/A | N/A | N/A  |
| 24 - G  | Jimmy Ratliff (R-Fr., 6-8/181, Middletown, OH)        | 3.8 | 1.8 | 0.5 | 19.7 |
| 30 - F  | Elijah Burns# (Gr., 6-8/238, Troy, NY)                | N/A | N/A | N/A | N/A  |
| 33 - G  | Georges Darwiche (Fr., 6-1/183, Bucharest, Romania)   | 1.9 | 0.7 | 0.9 | 14.2 |
| 35 - F  | Sammy Friday IV (Jr., 6-9/239, Jersey City, NJ)       | 6.4 | 2.4 | 0.3 | 14.7 |
| 42 - F  | Denzel Tchougang (So., 6-10/211, Geneva, Switzerland) | 0.6 | 0.8 | 0.1 | 5.7  |

#Will sit out season due to NCAA transfer regulations


 @SienaSaints  
 @SienaMBB

 SienaSaints  
 SienaBasketball

 @SienaSaints  
 @SienaMBB

 YouTube [thesienasaints](https://www.youtube.com/user/thesienasaints)
[SIENASAINTS.COM](http://SIENASAINTS.COM)
[#U/lessplayfem](https://www.instagram.com/thesienasaints)
[#MARCH ON](https://www.instagram.com/thesienasaints)



## The Series With Marist

### 84th Meeting: Siena leads, 56-27



Home - 33-10  
Division I - 47-24  
MAAC - 25-18  
Last Meeting - Siena 71, Marist 66  
Jan. 11, 2019 - Poughkeepsie, NY

#### Of Note

Siena has won 20 of the past 25 meetings overall

The Saints are 33-10 (.767) at home, and have won 10 of the past 11 matchups in Albany  
Siena's .675 win% vs. Marist is its best vs. any program that it has faced at least 40 times

**Jamion Christian** is 1-0 vs. Marist (1-0 at Siena)

**John Dunne** is 11-14 vs. Siena (0-1 at Marist)

#### Last Meeting

Siena shot 63% in the second half and went on a late 22-8 run

The Saints rallied from seven down with eight minutes to go

The game featured 10 ties and 17 lead changes

Siena shot 15-17 (88.2%) from the free throw line

**Evan Fisher** scored 23 points on 8-10 shooting for the Saints

**Isaiah Lamb** led the Red Foxes with 13 points and eight rebounds

#### Siena vs. the Metro Atlantic Athletic Conference

327-252 (.565) all-time overall in MAAC competition

289-228 (.559) all-time overall in MAAC Regular Season action



391-357 (.523) all-time overall vs. the other 10 programs which currently comprise the MAAC

Won at least a share of seven MAAC Regular Season

Championships, and captured five MAAC Tournament titles (1999, 2002, 2008, 2009, 2010)



| Siena vs. the MAAC                    |                |
|---------------------------------------|----------------|
| All-Time Regular Season (30th Season) |                |
| Canisius                              | 34-25          |
| Fairfield                             | 32-27          |
| Fordham                               | 1-1            |
| Holy Cross                            | 1-1            |
| Iona                                  | 33-26          |
| La Salle                              | 3-2            |
| Loyola (MD)                           | 31-16          |
| Manhattan                             | 28-31          |
| <b>Marist</b>                         | <b>25-18</b>   |
| Monmouth                              | 1-11           |
| Niagara                               | 34-24          |
| Quinnipiac                            | 6-5            |
| Rider                                 | 27-15          |
| Saint Peter's                         | 34-25          |
| <b>TOTAL</b>                          | <b>289-228</b> |

|  | Tale of the Tape |  |
|---|------------------|---|
| <b>14-14</b>  | Record           | 12-15   |
| <b>9-6</b>  | Conf.            | 7-8   |
| <b>259</b>  | NET              | 266   |
| 63.8  | Points           | <b>68.7</b>   |
| <b>65.6</b>   | Opp Points       | 69.4  |
| .432  | FG%              | <b>.458*</b>  |
| .466  | OPP FG%          | <b>.440</b>   |
| .341  | 3FG%             | <b>.375*</b>  |
| .655  | FT%              | <b>.677</b>   |
| 29.1  | Rebounds         | <b>31.0</b>   |
| 12.4  | Assists          | <b>12.6</b>   |
| <b>9.9*</b>   | Turnovers        | 12.3  |
| <b>2.6</b>  | Blocks           | 1.9   |
| <b>6.1</b>  | Steals           | 5.4   |

\*Leads MAAC

## Jamion Christian

Mount St. Mary's '04

### Seventh Season as a Head Coach

115-109 (.513)

### First Season at Siena

14-14 (.500)



Was introduced as the 17th head coach in Siena Basketball history on May 2

Named one of 30 up-and-coming coaches to keep an eye on by The Athletic

36-year-old piloted Mount St. Mary's to 101 wins and a 67-39 (.632) record in the Northeast Conference in six seasons leading his alma mater

Guided the Mount to a pair of NEC Tournament Championships and NCAA Tournament appearances in 2014 and 2017, highlighted by a First Four victory over New Orleans in 2017

Tabbed both the 2016-17 Jim Phelan Coach of the Year - named after his legendary predecessor whom he played for at the Mount - and CollegeInsider.com's Ben Jobe National Coach of the Year, presented annually to the top Division I minority coach

The Mount achieved a stellar 60-19 (.759) overall home record at Knott Arena during his tenure, and was the only NEC program to post a winning conference record in each of Christian's six seasons in Emmitsburg

Previously served as an assistant coach at VCU (2011-12), William & Mary (2008-11), and Division III Emory & Henry (2004-06), and as director of basketball operations at Bucknell (2006-08)

Three-time team captain at Mount St. Mary's under Phelan and Milan Brown amassed 581 points in 90 career games, including 56 starts

Quinton, Virginia native was married to his wife, Allie, who played softball at Mount St. Mary's, just three days after his hiring at Siena, and is the proud father of a six-year-old son, Jacoy

### Year-by-Year With Coach Christian

| YEAR           | SCHOOL               | OVR            | CONF         |
|----------------|----------------------|----------------|--------------|
| 2012-13        | Mount St. Mary's     | 18-14          | 11-7         |
| 2013-14        | Mount St. Mary's     | 16-17          | 9-7          |
| 2014-15        | Mount St. Mary's     | 15-15          | 11-7         |
| 2015-16        | Mount St. Mary's     | 14-19          | 10-8         |
| 2016-17        | Mount St. Mary's     | 20-16          | 14-4         |
| 2017-18        | Mount St. Mary's     | 18-14          | 12-6         |
| <b>TOTALS</b>  | <b>SIX SEASONS</b>   | <b>101-95</b>  | <b>67-39</b> |
| <b>2018-19</b> | <b>Siena</b>         | <b>14-14</b>   | <b>9-6</b>   |
| <b>TOTALS</b>  | <b>ONE SEASON</b>    | <b>14-14</b>   | <b>9-6</b>   |
| <b>OVERALL</b> | <b>SEVEN SEASONS</b> | <b>115-109</b> | <b>76-45</b> |

!NECTournament Champions/NCAA Tournament  
\$NEC Regular Season Champions







# QUICK HITS



Siena concludes its season long four-game homestand this afternoon with Senior Day  
 This is Siena's first four-game regular season homestand since Dec. 23, 2009 - Jan. 2, 2010 (won all four games)  
 This is tied for the Saints' longest regular season homestand since playing five straight in the Capital Region from Jan. 3-21, 1996  
 Siena enters today's contest tied for fourth in the MAAC Standings with Quinnipiac, with just three league games remaining  
 The Saints are only one game out of first and just a half game out of second in a tightly contested MAAC Standings  
 Siena was tied for the 18th greatest turnaround in the nation (+7.5) as of Feb. 17  
 The Saints have achieved a six-win improvement from last season, while also more than doubling their MAAC win total  
 Siena was predicted to finish last according to the MAAC Preseason Coaches' Poll, after finishing tied for last in 2017-18 with an 8-24 overall record including a 4-14 MAAC mark

**Jalen Pickett** was named MAAC Rookie of the Week for the program record ninth time Monday  
 Pickett was also named the CBS Sports/USBWA National Freshman of the Week  
 Pickett broke a tie with Siena legend **Kenny Hasbrouck**, who set the mark in 2005-06  
 Pickett has won the second most MAAC Rookie of the Week awards in history, trailing only the 10 by Fairfield's **Derek Needham** (2009-10) and La Salle's **Lionel Simmons** (1986-87)  
 Pickett swept the MAAC Weekly Awards on Dec. 3, becoming just the fourth league freshman in 32 years to be Player of the Week  
 Siena enters play winners of eight of their last 11  
 The Saints won four straight earlier this month to match the program's longest winning streak since winning five straight from Feb. 26 - Mar. 8, 2010  
 Siena won four straight to open February for their best start to the month since winning seven straight to open Feb. 2007  
 Quinnipiac defeated Siena 107-100 in an historic triple overtime affair last Sunday in Albany

| Most Improved Teams<br>(Through Feb. 17) |         |         |      |
|--|---------|---------|------|
|  | 2018-19 | 2017-18 | Diff |
| 1.) Stony Brook                          | 21-5    | 13-19   | 11   |
| 2.) Longwood                             | 15-13   | 7-26    | 10.5 |
| South Florida                            | 17-8    | 10-22   | 10.5 |
| 4.) Iowa                                 | 20-5    | 14-19   | 10   |
| Omaha                                    | 16-9    | 9-22    | 10   |
| 6.) Ole Miss (and two others)            | 18-7    | 12-20   | 9.5  |
| 9.) Iowa St.                             | 19-6    | 13-18   | 9    |
| 10.) Marist (and three others)           | 12-14   | 6-25    | 8.5  |
| 14.) Bryant (and three others)           | 8-17    | 3-28    | 8    |
| 18.) Siena                               | 13-14   | 8-24    | 7.5  |

The Bobcats' **Cameron Young** scored a MAAC record and 2018-19 DI high 55 points  
 Young's outburst marked the third highest scoring Division I effort this century  
 Pickett posted the second highest scoring total in program history with 46 points  
 Pickett tallied a double-double by adding a season-high tying 13 assists to become just the second player this century to put up 45-plus points and 10-plus assists in a game  
 LIU Brooklyn's **Antawn Dobie** scored 53 points and added 13 assists on Feb. 22, 2003 vs. St. Francis Brooklyn  
 Young and Pickett combined to score 101 points, which was the most by opposing players in a game since at least 1996-97  
 Siena broke the century mark in scoring for the first time in 16 years  
 The Saints had a season-low four turnovers in 55 minutes of play, and rallied from a 20-point deficit with 12:55 left in regulation  
 The Saints rank 43rd nationally in scoring defense allowing just 65.6 points per game  
 The Siena Division I record is 65.3 points during the 1984-85 season  
 Siena has allowed just 60.3 points over its past 17 games on 43.1% shooting (32.3% from three)  
 The Saints had allowed 73.7 points on 52% shooting (44.1% from three) over their first 11 games  
 Siena ranked fifth worst nationally in FGD and second worst in three-point FGD at that time  
 The Saints held the opposition to 70 points or fewer for 15 straight games from Dec. 22 - Feb. 13, marking the program's longest stretch since a 17-game streak from Dec. 8, 1992 - Feb. 10, 1993  
 Pickett ranks in the top-50 nationally in assists (6.5 - 12th), steals (2.1 - 33rd), and A/TO (2.51 - 34th)  
 Pickett is second amongst all DI freshmen in steals, third in assists, and sixth in A/TO ratio  
 Pickett leads the MAAC in both assists and A/TO, and also ranks second in steals, seventh in scoring (15.6), and eighth in both blocks (0.7) and threes (58)  
 Pickett needs just 11 points to break Siena's freshman scoring record of 447 set by **Nico Clareth** in 2015-16  
 Siena boasts two of the MAAC's top-four freshmen scorers in Pickett and **Sloan Seymour** (9.1)  
 Seymour ranks second in the MAAC overall and stands eighth nationally amongst freshmen with 80 threes  
 Seymour broke Siena's freshman record for threes by **Scott Knapp** (76 in 1997-98)  
 Seymour also ranks fifth in program single-season history for threes

| Siena's Top Scoring Defenses<br>(Division I Era) |      |
|--|------|
| 1.) 1984-85                                      | 65.3 |
| 2.) 2009-10                                      | 65.5 |
| 3.) 2018-19                                      | 65.6 |
| 4.) 2011-12                                      | 66.5 |
| 5.) 1985-86                                      | 66.6 |

Senior **Evan Fisher** has combined with Pickett to form a formidable one-two punch  
 The duo has combined to account for 63% of the Saints' assists, 49% of the scoring, and 34% of the rebounding  
 A two-time MAAC Player of the Week, Fisher ranks sixth in the MAAC in both scoring (15.7) and rebounding (6.0), and eighth in field goal percentage (.489)  
 Fisher has tallied 407 points in 26 games this season, after totaling just 348 over 97 games spanning his first three seasons  
 The Saints rank amongst the national leaders in both fewest fouls and turnovers  
 Siena has committed the fifth fewest fouls nationally (14.2), after ranking 304th last year averaging 20.0  
 The Saints stands sixth nationally averaging just 9.9 turnovers per game, after ranking 325th nationally last season (15.1)  
 Siena has committed 15 turnovers or fewer in every game this season  
 The Saints have achieved a +7.7 turnover margin over the past six games  
 The Saints also lead the MAAC in assists-to-turnover ratio (1.26 - 57th nationally) after ranking 12th worst nationally in the statistic last season (0.73)  
 Siena is on pace to likely break the program records for both threes and attempts  
 The Saints are on pace to shatter the program record for attempts (722 in 2001-02) and and challenge for the school record in makes (283 in 1998-99)  
 Siena is 6-2 in games decided by three points or less  
 The Saints have won three straight on the road by two points apiece  
 Siena has won seven true road games this season, which marks the program's most since winning nine during the 2009-10 season

| Defensive Comparison |               |                |
|----------------------|---------------|----------------|
|                      | Last 17 Games | First 11 Games |
| Points Per Game      | 60.3          | 73.7           |
| Field Goal%          | .431          | .520           |
| Three-Point%         | .323          | .441           |

The Saints have won three straight road games, and five of their last six overall  
 Siena won just one true road game last season, and had lost 11 straight prior to a Nov. 8 victory at George Washington  
 The Saints snapped an 11-game MAAC road losing streak spanning exactly 23 months with their win at Marist Jan. 11  
 Head coach **Jamion Christian** has amassed a 76-45 (.628) conference record over his seven seasons as a head coach  
 Including postseason play, he has led his programs to an 85-49 (.634) record and won NEC Tournaments titles in 2014 and 2017  
 Christian has posted a winning conference record in each of his first six full seasons as a head coach  
 Christian has guided his programs to a 29-12 (.707) mark following Jan. 15 the past three seasons  
 Christian has tallied a 20-8 (.714) record in his first seasons at both Siena and Mount St. Mary's following Jan. 15  
 The Saints wrapped up the non-conference portion of their schedule with a 5-8 record  
 It marked the program's most non-conference victories since going 7-4 in 2015-16  
 The seven non-conference opponents Siena lost to are a combined 123-73 (.628)  
 Siena and Holy Cross met twice (first time played same team twice in non-conference in same season since Purdue in 2013-14)  
 Siena is in the program's milestone 30th season of Metro Atlantic Athletic Conference competition  
 The Saints have won at least a share of seven MAAC Regular Season Championships, and captured five tournament titles  
 Siena was predicted to finish 11th (last) according to the MAAC Preseason Coaches' Poll  
 The Saints are without their top-six scorers from last year's team which was 8-24 overall and tied for 10th in the MAAC at 4-14  
 Three of the top-six scorers transferred, two more left the program, and rising junior guard **Khalil Richard** suffered a season-ending significant partial tear of the quadriceps tendon in his right knee during a preseason scrimmage at UMass Oct. 20  
 Richard was to be the team's top returning scorer after averaging 9.2 points last season  
 Siena returned just 28% of its total points, 30% of its assists, 35% of its minutes, and 38% of its rebounding from last season  
 Fisher is the Saints' top returnee after averaging 7.8 points and 4.9 rebounds in a team-high 28 starts in 2017-18  
 Siena welcomes nine newcomers to its 18-man roster

| What a Difference a Year Makes.. |                 |                 |
|----------------------------------|-----------------|-----------------|
|                                  | 2018-19 (Rank*) | 2017-18 (Rank*) |
| Fouls                            | 14.2 (5th)      | 20.0 (304th)    |
| Turnovers                        | 9.9 (6th)       | 15.1 (325th)    |
| A/TO ratio                       | 1.26 (57th)     | 0.73 (340th)    |
| Threes                           | 8.8 (77th)      | 6.9 (250th)     |

\*Out of 351 ranked NCAA Division I programs



# OF NOTE



## Last Time Out: Siena 72, Saint Peter's 62 (Feb. 19 - Albany, NY)

Siena never trailed and led by as many as 16 points

The Saints shot 18-22 from the free throw line including 12-13 in the second half, while Saint Peter's made just 11 of 19 in the game

Siena which posted a 19-4 advantage in points off turnovers

**Evan Fisher** scored a game-high 21 points and **Jalen Pickett** added 18 points and nine assists

### By The Numbers

**7.5**

Number of game improvement which is tied for 18th best nationally (Through Feb. 17)

**11th**

Where Siena was predicted to finish according to the MAAC Preseason Coaches' Poll (Last)

**28**

Percentage of scoring Siena returned from last year's team which finished 8-24

**0**

Losing conference seasons head coach Jamion Christian has had in six-plus seasons

**.628**

Head coach Jamion Christian's career conference winning percentage (76-45)

**.707**

Head coach Jamion Christian's win percentage from Jan. 15 on the past three seasons (29-12)

**9**

Times Jalen Pickett has been named MAAC Rookie of the Week, a Siena record

**3**

Times that Siena has swept the MAAC Player and Rookie of the Week honors this season

**6,499**

Siena's average attendance over 377 all-time games played at the Times Union Center

**15**

Consecutive games that Siena held its opponents to 70 points or less from Dec. 22 - Feb. 13

**23**

Number of threes Sloan Seymour needs to break Siena's single-season record

**11**

Number of points Jalen Pickett needs to break Nico Clareth's program freshman record

**40**

Points Siena held Manhattan to on Jan. 26 - tied for the second fewest in Siena's DI history

**3**

Total free throw attempts by Siena and Holy Cross Nov. 18 - fewest nationally in three years

**.628**

Combined winning percentage of seven non-conference teams Siena lost to

**6-2**

Siena's record in games decided by three points or less

**13-2**

Siena's record when leading or tied with five minutes left

**9-2**

Siena's record when holding the opposition to less than 60 points

**6-0**

Siena's record when holding the opposition to less than 40% shooting

**6'5"**

Average height of Siena's roster which is sixth tallest nationally per Ken Pom

**9**

Newcomers Siena welcomes to its 2018-19 roster

### Points: Margin of Victory

|   |   |   |   |   |   |   |   |   |    |    |    |    |    |     |
|---|---|---|---|---|---|---|---|---|----|----|----|----|----|-----|
| 1 | 2 | 3 | 4 | 5 | 6 | 7 | 8 | 9 | 10 | 11 | 12 | 13 | 14 | 15+ |
| 0 | 3 | 3 | 0 | 1 | 0 | 0 | 1 | 2 | 1  | 1  | 0  | 1  | 0  | 1   |

### Points: Margin of Defeat

|   |   |   |   |   |   |   |   |   |    |    |    |    |    |     |
|---|---|---|---|---|---|---|---|---|----|----|----|----|----|-----|
| 1 | 2 | 3 | 4 | 5 | 6 | 7 | 8 | 9 | 10 | 11 | 12 | 13 | 14 | 15+ |
| 0 | 0 | 2 | 1 | 3 | 0 | 1 | 1 | 0 | 1  | 2  | 1  | 0  | 0  | 2   |

## INDIVIDUAL CAREER TOTALS\*

|                             | '18-'19 | CAREER |
|-----------------------------|---------|--------|
| <b>DOUBLE DIGIT SCORING</b> |         |        |
| Evan Fisher                 | 22      | 33     |
| Jalen Pickett               | 21      | 21     |
| Khalil Richard              | 0       | 19     |
| Sloan Seymour               | 10      | 10     |
| Kadeem Smithen              | 2       | 8      |
| Kevin Degnan                | 7       | 7      |
| Manny Camper                | 3       | 4      |
| Sammy Friday IV             | 2       | 3      |
| Jimmy Ratliff               | 3       | 3      |

### 40 POINT GAMES

|               |   |   |
|---------------|---|---|
| Jalen Pickett | 1 | 1 |
|---------------|---|---|

### 30 POINT GAMES

|               |   |   |
|---------------|---|---|
| Jalen Pickett | 1 | 1 |
|---------------|---|---|

### 20 POINT GAMES

|                |   |    |
|----------------|---|----|
| Evan Fisher    | 8 | 10 |
| Jalen Pickett  | 6 | 6  |
| Khalil Richard | 0 | 2  |
| Manny Camper   | 1 | 1  |

### 10 REBOUND GAMES

|                 |   |   |
|-----------------|---|---|
| Manny Camper    | 2 | 2 |
| Kadeem Smithen  | 0 | 2 |
| Evan Fisher     | 1 | 1 |
| Sammy Friday IV | 0 | 1 |

### 10 ASSIST GAMES

|               |   |   |
|---------------|---|---|
| Jalen Pickett | 4 | 4 |
|---------------|---|---|

### TRIPLE DOUBLES

None  
Last: Dec. 3, 2006 Kojo Mensah vs. UAlbany

### DOUBLE DOUBLES

|                 |   |   |
|-----------------|---|---|
| Jalen Pickett   | 3 | 3 |
| Evan Fisher     | 1 | 1 |
| Sammy Friday IV | 0 | 1 |

### FIVE OR MORE THREES IN A GAME

|               |   |   |
|---------------|---|---|
| Kevin Degnan  | 3 | 3 |
| Sloan Seymour | 3 | 3 |
| Jalen Pickett | 1 | 1 |

\*At Siena

## Team Leaderboard (Games)

**Scoring:** Fisher (13), Pickett (9), Seymour (3), Degnan (2), Ratliff (1)

**Rebounding:** Camper (9), Degnan (9), Fisher (7), Pickett (3), Friday IV (1), Ratliff (1), Smithen (1)

**Assists:** Pickett (25), Camper (2), Degnan (2), Fisher (2)

**Minutes:** Pickett (24), Degnan (3), Fisher (3), Ratliff (1)

**Double-Figures Scoring:** Fisher (22), Pickett (21), Seymour (10), Degnan (7), Camper (3), Ratliff (3), Friday IV (2), Smithen (2)

**Double-Doubles:** Pickett (3), Fisher (1)

## NCAA Team Leaders (Through Feb. 22)

### Fewest Fouls Per Game

|                    |             |
|--------------------|-------------|
| 1.) Notre Dame     | 13.5        |
| 2.) Loyola Chicago | 13.7        |
| 3.) Dayton         | 14.1        |
| 4.) Furman         | 14.1        |
| <b>5.) Siena</b>   | <b>14.2</b> |

### Fewest Turnovers Per Game

|                    |            |
|--------------------|------------|
| 1.) Michigan       | 9.2        |
| 2.) Saint Joseph's | 9.3        |
| 3.) Virginia       | 9.4        |
| 4.) Wisconsin      | 9.4        |
| 5.) Notre Dame     | 9.7        |
| <b>6.) Siena</b>   | <b>9.9</b> |

## NCAA Freshman Leaders (Through Feb. 22)

### Threes

|                          |               |           |
|--------------------------|---------------|-----------|
| 1.) Antoine Davis        | Detroit Mercy | 118       |
| 2.) Isaiah Joe           | Arkansas      | 91        |
| 3.) Cameron Healy        | UAlbany       | 90        |
| 4.) Rashad Williams      | Cleveland St. | 85        |
| 5.) Adam Flagler         | Presbyterian  | 84        |
| Luke Frampton            | Davidson      | 84        |
| Cameron Tyson            | Idaho         | 84        |
| <b>8.) Sloan Seymour</b> | <b>Siena</b>  | <b>80</b> |

### Assists

|                          |              |            |
|--------------------------|--------------|------------|
| 1.) Kai Toews            | UNCW         | 229        |
| 2.) Cameron Parker       | Sacred Heart | 185        |
| <b>3.) Jalen Pickett</b> | <b>Siena</b> | <b>181</b> |

### Assist-to-Turnover Ratio

|                          |              |             |
|--------------------------|--------------|-------------|
| 1.) Tyrese Haliburton    | Iowa St.     | 4.48        |
| 2.) Tre Jones            | Duke         | 4.30        |
| 3.) Jamal Bieniemy       | Oklahoma     | 3.08        |
| 4.) Darius Brown II      | CSUN         | 2.96        |
| 5.) Connor McCaffery     | Iowa         | 2.67        |
| <b>6.) Jalen Pickett</b> | <b>Siena</b> | <b>2.51</b> |

### Steals

|                          |              |           |
|--------------------------|--------------|-----------|
| 1.) Sincere Carry        | Duquesne     | 63        |
| <b>2.) Jalen Pickett</b> | <b>Siena</b> | <b>59</b> |

## Youngest Coaching Staffs

| Team                 | Average Age*              |
|----------------------|---------------------------|
| 1.) Bethune-Cookman  | 31 years, 19 days         |
| 2.) Nicholls State   | 32 years, 53 days         |
| 3.) South Alabama    | 33 years, 67 days         |
| 4.) Princeton        | 33 years, 68 days         |
| 5.) UNC Asheville    | 33 years, 274 days        |
| 6.) Florida Atlantic | 34 years, 337 days        |
| <b>7.) SIENA</b>     | <b>35 years, 174 days</b> |

\*Average age at time of team's 2018-19 season-opener (Courtesy: Eric Beovich, Middle Tennessee)

## Siena and the Times Union Center

Siena is in its 29th season of competition at the Times Union Center, and 22nd since making the full-time move to downtown Albany in 1997-98

The Saints have ranked in the top-100 nationally in attendance in each of the past 21 seasons, coinciding with the program's full-time move to the TUC

Siena ranked 94th nationally out of 351 Division I programs in attendance last season, drawing an average of 5,968 fans over 16 home dates at the Times Union Center

The Saints' average attendance last season out-drew power five conference schools such as Boston College, Oregon State, Pittsburgh, Rutgers, Stanford, USC, and Washington State, and exceeded the overall Division I national average of 4,807 by more than 1,100 fans

Siena has drawn a grand total of 2,450,229 fans (an average of 6,499) over 377 dates at the Times Union Center

The Saints welcomed their 2-millionth fan on Dec. 23, 2014 against Cornell, and have drawn crowds in excess of 10,000 on 33 occasions

Siena boasts a 246-131 (.653) all-time record at the Times Union Center, including a 231-109 (.679) mark since making the full-time move to the facility in 1997-98

In 2009-10, Siena established a new program record with 133,505 fans (an average of 7,853) for 17 home games, which ranked 66th nationally in tying for its highest national ranking ever (2002-03)

The Saints are scheduled to host the 2018-19 MAAC Basketball Championships at the Times Union Center for the 19th time in 29 seasons, and final time during a five-year agreement from 2015-19

## 2017-18 Attendance Northeast Rankings\*

| Team              | Average Attendance |
|-------------------|--------------------|
| 1.) Syracuse      | 21,462             |
| 2.) Villanova     | 11,828             |
| 3.) Providence    | 9,547              |
| 4.) St. John's    | 9,134              |
| 5.) Seton Hall    | 8,456              |
| 6.) UConn         | 7,829              |
| 7.) Penn State    | 7,197              |
| 8.) Temple        | 6,324              |
| 9.) Rhode Island  | 6,216              |
| <b>10.) SIENA</b> | <b>5,968</b>       |

\*The Northeast is comprised of the nine states Connecticut, Maine, Massachusetts, New Hampshire, New Jersey, New York, Pennsylvania, Rhode Island, and Vermont according to the United States Census Bureau



## Siena Team Single-Season Records

|                             |            |                           |
|-----------------------------|------------|---------------------------|
| <b>Threes</b>               | <b>283</b> | <b>1998-99</b>            |
| 2018-19                     | 245        | <a href="#">Pace: 280</a> |
| <b>Three-Point Attempts</b> | <b>722</b> | <b>2001-02</b>            |
| 2018-19                     | 718        | <a href="#">Pace: 821</a> |

## Siena Individual Single-Season Records

### Assists

|                          |                |            |
|--------------------------|----------------|------------|
| 1.) Ronald Moore         | 2009-10        | 261        |
| 4.) Marquis Wright       | 2013-14        | 199        |
| Marc Brown               | 1988-89        | 199        |
| 6.) Marc Brown           | 1989-90        | 196        |
| 7.) Doremus Bennerman    | 1993-94        | 182        |
| <b>8.) Jalen Pickett</b> | <b>2018-19</b> | <b>181</b> |
| Michael Catino           | 1979-80        | 181        |

### Threes

|                          |                |           |
|--------------------------|----------------|-----------|
| 1.) Doremus Bennerman    | 1993-94        | 102       |
| 2.) Dwayne Archbold      | 2001-02        | 99        |
| 3.) Scott Knapp          | 2000-01        | 83        |
| Marc Brown               | 1990-91        | 83        |
| <b>5.) Sloan Seymour</b> | <b>2018-19</b> | <b>80</b> |

## Siena Freshman Records

### Scoring

|                          |                |            |
|--------------------------|----------------|------------|
| 1.) Nico Clareth         | 2015-16        | 447        |
| 2.) Michael Haddix       | 2002-03        | 440        |
| <b>3.) Jalen Pickett</b> | <b>2018-19</b> | <b>437</b> |

### Assists

|                          |                |            |
|--------------------------|----------------|------------|
| 1.) Marc Brown           | 1987-88        | 222        |
| 2.) Marquis Wright       | 2013-14        | 199        |
| <b>3.) Jalen Pickett</b> | <b>2018-19</b> | <b>181</b> |

### Threes

|                          |                |           |
|--------------------------|----------------|-----------|
| <b>1.) Sloan Seymour</b> | <b>2018-19</b> | <b>80</b> |
| 2.) Scott Knapp          | 1997-98        | 76        |

## Most MAAC Rookie of the Week Awards

|                                 |                |          |
|---------------------------------|----------------|----------|
| 1.) Derek Needham, Fairfield    | 2009-10        | 10       |
| Lionel Simmons, LaSalle         | 1986-87        | 10       |
| <b>3.) Jalen Pickett, Siena</b> | <b>2018-19</b> | <b>9</b> |
| 4.) Schadrac Casimir, Iona      | 2014-15        | 8        |
| Kenny Hasbrouck, Siena          | 2005-06        | 8        |

## MAAC Freshmen Named Player of the Week\*

|                             |                     |
|-----------------------------|---------------------|
| <b>Jalen Pickett, Siena</b> | <b>Dec. 3, 2018</b> |
| Schadrac Casimir, Iona      | Dec. 15, 2014       |
| Darrell Barley, Canisius    | Dec. 27, 1994       |
| Lionel Simmons, LaSalle     | Dec. 21, 1986       |
| *Since 1986-87              |                     |





# PLAYER QUICK HITS



## Previous Starters

### F - #23 Sloan Seymour

Connected for a Siena freshman record 80 threes, which is also the fifth most in program single-season history  
 Ranks second in the MAAC overall and eighth nationally amongst freshmen in threes  
 Ranks fourth amongst all MAAC freshmen in scoring (9.1)  
 Scored season and team-high 15 points on 5-9 shooting from three-point range in collegiate debut at Providence (Nov. 6)  
 Reached double figures 10 times, and made at least on three in 27 of his first 28 collegiate games  
 Local product starred at Shaker for his final three high school seasons, after beginning his five-year varsity career at CBA  
 Named an Albany Times Union Second Team selection following his senior season  
 Played his AAU basketball for the New York Rens  
 Father, Steve, served as an assistant coach at Siena from 2001-04, and was previously the head coach at Drexel (1999-01)  
 Mother, Doreen (Ferguson), is a 2013 New England Basketball Hall of Fame inductee who starred at Providence where she scored over 1,000 career points and was a 1988 All-BIG EAST Second Team selection

### F - #32 Evan Fisher

Two-time MAAC Player of the Week (Dec. 31, Feb. 11)  
 Ranks sixth in the MAAC in both scoring (15.7) and rebounding (6.0), and eighth in field goal percentage (.489)  
 Air Force Reserve Basketball Hall of Fame Tip-Off presented by Citi All-Tournament Team selection  
 Scored career-high 26 points while adding eight rebounds vs. Cal Poly (Dec. 29)  
 Posted first collegiate double-double with 21 points and career-high 17 rebounds vs. Canisius (Jan. 5)  
 Tallied 22 double-digit scoring efforts including eight 20+ point performances  
 Tallied 407 points in 26 games this season, after totaling just 348 over 97 games spanning his first three seasons  
 Team's top active returner averaged 7.8 points, 4.9 rebounds, and a team-high 23 blocks spanning 28.0 minutes last season  
 Was one of only two Saints to play in all 32 games last year, and led team with 28 starts  
 Traveled to Croatia in summer of 2016 with college all-star team which included former teammate **Brett Bisping**

### F - #34 Kevin Degnan

Ranks seventh in the MAAC in rebounding (5.9), and tied for 10th in steals (1.3)  
 Posted career-high 19 points, and hit game-winning three with 2.0 seconds remaining in win at Robert Morris (Dec. 8)  
 Fifth-year Fairfield transfer is in his second and final season of competition with the Saints  
 Saw action in 18 contests in first season with Siena last winter, averaging 1.4 points and 1.1 rebounds in 4.9 minutes  
 Two-year reserve for the Stags averaged 2.8 points and 1.8 rebounds in 8.9 minutes of action over 45 games

### G/F - #3 Manny Camper

Named Siena's Leo Dufort December Male Student Athlete of the Month, and MAAC Male Student Athlete of the Week Jan. 24  
 Ranks 10th in the MAAC in rebounding (5.7)  
 Scored career-high 21 points in triple overtime contest vs. Quinnipiac (Feb. 17)  
 Saw action in 16 games including two starts as a freshman, averaging 2.0 points and 1.2 rebounds over 6.8 minutes of action  
 Named the North Bayside Player of the Year each of his final two seasons while starring at Kent County High School  
 Four-year varsity starter scored 1,951 career points  
 Member of the National Honor Society was ranked in the top-10 of his high school graduating class and was the recipient of a Dr. Martin Luther King, Jr. Humanitarian Award

### G - #22 Jalen Pickett

Named the CBS Sports/USBWA National Freshman of the Week Tuesday  
 Program record nine-time MAAC Rookie of the Week  
 Won five straight MAAC Rookie of the Week awards from Dec. 31 - Jan. 28  
 Trails only **Derek Needham** of Fairfield (2009-10) and **Lionel Simmons** of La Salle (1986-87) for the record (10)  
 Named both MAAC Player and Rookie of the Week Dec. 3  
 Became just the fourth MAAC freshman in the past 32 years to earn the conference's Player of the Week honor  
 Needs 11 points to break Siena's freshman scoring record of 447 set by **Nico Clareth** in 2015-16  
 Scored the second most points in program history with a 46-point outburst vs. Quinnipiac (Feb. 17)  
 Added 13 assists to become just the second player nationally this century with 45-plus points and 10-plus assists  
 Ranks in the top-50 nationally in assists (6.5 - 12th), steals (2.1 - 33rd), and assist-to-turnover ratio (2.51 - 34th)  
 Ranks second amongst all Division I freshmen in steals, third in assists, and sixth in assist-to-turnover ratio  
 Leads the MAAC in both assists and assist-to-turnover ratio, ranks second in steals, seventh in scoring (15.6), and eighth in both blocks (0.7) and threes (5.8)  
 Posted career-highs - and first collegiate double-double - with 27 points and 13 assists at Hofstra (Nov. 28)  
 Became first Division I player to reach both marks in a game this season per sports-reference.com  
 Swiped seven steals vs. Colgate (Nov. 24), the most by a Saint since **Clarence Jackson** also had seven on Jan. 4, 2010  
 Scored in double figures 21 times, highlighted by six 20-point performances, and added four double-doubles  
 Head coach **Jamion Christian's** first official signing at Siena  
 Matriculated to Siena following a postgraduate year at SPIRE Institute in Ohio, where he averaged 14 points, 6.3 rebounds, 4.6 assists, and 2.1 steals while shooting 38% from three-point range  
 Averaged 20 points and 10 rebounds while leading Aquinas Institute to the Class AA Federation Final his senior season  
 2016 NYSPHSAA Class AA MVP and Second Team All-State honoree led the Li'l Irish to an NYSPHSAA Championship  
 Starred locally on the AAU circuit, where he played for four years with the Albany City Rocks, and led the EYBL with a 139.6 offensive efficiency during his final season

**#UnleashMayhem**



# PLAYER QUICK HITS



## Reserves (Listed Numerically)

### G - #0 Don Carey

Mount St. Mary's transfer who matriculated with Coach Christian will sit out season due to NCAA transfer regulations  
 Started all 32 games during his freshman season at the Mount  
 Averaged 9.0 points and ranked 11th in the Northeast Conference in both assists (3.4) and assist-to-turnover ratio (1.27)  
 Named NEC Rookie of the Week on Jan. 15  
 Scored in double figures 17 times and dished out five or more assists on 10 different occasions  
 Posted double-double with 11 points and 12 assists vs. York (Nov. 21)  
 Tied season-high with 14 points four times, highlighted by a 14-point, six-rebound performance at Georgetown (Nov. 15)  
 Cousin, **Kyle Anderson** currently plays for the Memphis Grizzlies  
 Older brother, **Jamall Robinson** played at both Hofstra and LIU Brooklyn

### G - #1 Braedon Bayer

Appeared in 18 games to date, logging 50 minutes of action  
 First-ever graduate transfer in Siena Basketball history  
 Syracuse transfer is enrolled in Siena College's new MBA program and has just this one year of eligibility  
 Appeared in nine total games, logging 17 minutes last season with the Orange  
 Played season-high six minutes down the stretch, registering a key block and a steal to help Syracuse earn a berth in last year's Sweet 16 with a 55-53 NCAA Tournament win over Michigan State  
 Previously played two seasons at Division III Grinnell College in Iowa

### G - #2 Paulo Morastoni

Appeared in four games so far this season while playing a total of five minutes  
 Joined the active roster as a walk-on Jan. 7, 2018 after previously having served as a team manager  
 2017-18 MAAC Academic Honor Roll selection saw action in four games, totaling four minutes  
 Was a two-time All-State selection in Santa Catarina, Brazil

### G - #5 Kadeem Smithen

Fifth-year senior and Richmond transfer suits up for third and final active season with the Saints  
 Tallied season-highs of 16 points and four steals in win at MAAC preseason favorite Rider (Feb. 10)  
 Saw action in 29 games (15 starts) and average 5.0 points, 3.5 rebounds, and 1.4 assists over 19.0 minutes last season  
 Led team with a 1.75-to-1 assist-to-turnover ratio last winter  
 Posted first six career double digit scoring efforts last year, highlighted by a season-high 18 points vs. Manhattan (Feb. 2)  
 Started final nine games of last season and averaged 8.6 points, 4.3 rebounds, 1.9 assists, and 1.2 steals over 27.4 minutes  
 First Team Regional All-Star was ranked 21st in 2014 Canadian class by Northpolehoops.com out of high school

### F - #11 Thomas Huerter, Jr.

Appeared in 18 games, averaging 9.2 minutes of action  
 Saw action in 26 games, including first six career starts last season  
 Averaged 3.1 points, 3.0 rebounds, and 1.2 assists over 17.6 minutes of play in 2017-18  
 Tied season-high with nine points, set career-high with three steals, and added five rebounds and three assists vs. Monmouth (Feb. 18)  
 Matriculated to Siena after spending a postgraduate year at Cheshire Academy (CT)  
 Led Shenendehowa to 25-0 record and first-ever NYSPHSAA Class AA State Championship in 28 years as high school senior  
 Father, **Thomas Sr. '91**, also played for the Saints, and younger brother, **Kevin** currently plays for the Atlanta Hawks

### G - #13 Ben Diamond

Former manager is in second season on the active roster as a walk-on  
 2017-18 MAAC Academic Honor Roll selection appeared in five games, logging five total minutes  
 Drilled three-pointer for first collegiate points on first collegiate shot at Saint Peter's (Feb. 25)  
 Recipient of the 2015 Team Courage Award, NewsChannel 13 Scholar Athlete Award, and 2016 Ray Holmes Memorial Award

### G - #14 Khalil Richard

Suffered season-ending significant partial tear of the quadriceps tendon in right knee during preseason scrimmage Oct. 20  
 Currently ranks fourth in program history in career three-point percentage (43.4%)  
 Appeared in 29 games, logging nine starts, and averaged 9.2 points in 23.2 minutes last season  
 Ranked fifth in the MAAC shooting 43.8% from three-point range  
 Scored in double figures a team-high 15 times last year, 11 of which came off the bench  
 Averaged team-high 12.0 points while shooting an even 50% from three-point range over his last 11 games to end last year  
 Scored season-high 23 points vs. Monmouth (Feb. 18)  
 Notched 22 points and tied season-highs with five rebounds and four assists in overtime victory over eventual MAAC Tournament Champion Iona (Feb. 12)  
 Rated the 76th best player as his position in his class by ESPN despite missing his senior year of high school (broken foot)  
 Played for both Maryland 3D and Baltimore Elite AAU teams where he was teammate of **Nico Clareth** and **Evan Fisher**

### Career Three-Point Field Goal Percentage\*

|                        |      |
|------------------------|------|
| 1.) Matt Brady '87     | .469 |
| 2.) Jim Cantamessa '00 | .449 |
| 3.) Rick Williams '88  | .444 |
| 4.) Khalil Richard '20 | .434 |

\*Minimum 30 made threes

#UnleashMayhem



# PLAYER QUICK HITS



## Reserves (Continued)

### G - #15 Robert Mahala

True freshman who joins Saints as walk-on has yet to see any action so far this season  
Earned three varsity letters and was a two-year starter at Christian Brothers Academy  
Averaged 9.8 points as a senior, and was selected to play in New Jersey's North-South Senior All-Star Game  
Father, Bobby, played college basketball at Wagner  
Cousin, Kevin Mahala, was drafted by the Pittsburgh Pirates in 2016

### G - #24 Jimmy Ratliff

Returned to active roster Feb. 17 after being sidelined for 12 games with a fractured left pinky finger Jan. 3  
Achieved season-highs of 16 points and five rebounds in Franciscan Cup at St. Bonaventure (Dec. 5)  
Scored in double figures three times, twice of which have come off the bench  
North Alabama transfer is immediately eligible, and joins the Saints as a redshirt freshman walk-on  
Named a Gulf South Conference Honor Roll selection while achieving a 3.53 cumulative GPA while sitting out at UNA  
Played one season of prep basketball at Kingston Academy in Cincinnati, where he averaged 16 points and seven rebounds  
Averaged 14 points, eight rebounds, and three assists as a high school senior at Middletown

### F - #30 Elijah Burns

Notre Dame graduate transfer and Troy native officially joined program Dec. 17  
Enrolled in in Siena College's new MBA program, and will begin taking classes this spring as he pursues his graduate degree in strategic management  
Averaged 5.3 points and 3.8 rebounds over 11.3 minutes of action in four games earlier this season for Notre Dame  
Shot an even 50% from the field, and was 10-11 (.909) from the free throw line  
Scored career-high 15 points on 5-6 shooting and added five rebounds in 17 minutes vs. Chicago State (Nov. 8)  
Averaged 2.2 points and 2.1 rebounds spanning 9.0 minutes in 44 career games with the Irish  
Spent three years at La Salle Institute in his native Troy before transferring to Blair Academy (NJ) for his final two years  
Invited to play in the Jordan Brand Regional All-Star Game  
Helped lead United States U18 team to the silver medal at the 2014 Albert Schwieterz Tournament in Germany  
Starred on local AAU circuit for the Albany City Rocks (2012-14), which he helped guide to consecutive top-three finishes at the national championships - second place in 2014, and third place in 2013

### G - #33 Georges Darwiche

Had made first 10 collegiate starts prior to being a DNP (coaches decision) Jan. 26  
Tallied season-high nine points in road win at Marist (Jan. 11)  
Member of Romania's National Team  
Averaged 3.7 points and 1.7 assists over 18.9 minutes in three games at the FIBA World Cup 2019 European Qualifiers  
Led Romania's U20 squad to the 2017 European Championship B Division crown, while averaging 7.0 points  
Guided the U18 squad to a Romanian League Championship in 2016 while earning Tournament MVP honors  
Played four seasons for Steaua CSM EximBank Bucuresti in Romania's top league, Divizia A  
Appeared in 44 games (38 starts) during the 2017-18 season with Steaua CSM EximBank Bucuresti, averaging 3.0 points and 1.5 assists, and posted a 2.37-to-1 assist-to-turnover ratio while shooting 40% from three spanning 14.6 minutes per game

### F - #35 Sammy Friday IV

Expected to miss 4-6 weeks after undergoing surgery for torn meniscus on Dec. 21  
Was averaging 6.4 points over just 14.7 minutes spanning first nine appearances prior to injury  
Appeared in 25 games and made first three career starts last season, averaging 2.5 points and 2.4 rebounds in 7.6 minutes  
Posted career-highs of 15 points and 15 rebounds in 24 minutes off the bench at Louisville last season (Dec. 6, 2017)  
Arrived at Siena following a postgraduate year at St. Andrew's School in Rhode Island  
Averaged 12 points and eight rebounds while leading St. Andrew's School to a 21-10 record  
Younger brother, Tyler, is a four-star recruit who is a freshman on the Ohio State football team

### #42 - Denzel Tchougang

Appeared in 20 straight contests after being a DNP (coaches decision) the first eight games  
Scored season-high four points vs. Cal Poly (Dec. 29)  
Sophomore transfer from Cypress College (CA) is immediately eligible and has three years of eligibility remaining  
Appeared in 27 games (23 starts) at Cypress last season, averaging 2.4 points and 2.6 rebounds in 9.6 minutes of action  
Played five years of club basketball in Geneva  
Swiss U19 Vice Champion

#UnleashMayhem





## Luke Sutherland

6-8      205      Wing      Syracuse, NY/West Genesee

Averaged 20.2 points, 8.3 rebounds, 2.3 assists, and 2.3 blocks last season

2017-18 NYSSWA Class AA All-State, All-Central New York, and SCAC Metro Conference First Team selection

Plays his club basketball for NY Jayhawks

## Shawn Walker, Jr.

6-6      180      Guard      Elizabeth City, NC/Bishop Sullivan Catholic (VA)

Spent the past two seasons playing for NCISAA powerhouse Wesleyan Christian Academy in his native North Carolina, which he helped guide to a 55-11 combined record and a state ranking of fourth each season

Rated the 18th best player in the Class of 2019 from North Carolina by NCPreps.com

Father, Shawn Sr., is the head coach at Division II Elizabeth City State University

## Kyle Young

6-10      204      Forward      Bethlehem PA/Bethlehem Catholic

Helped lead Bethlehem Catholic to a 28-4 record and Eastern Pennsylvania Conference and District 11 Class 4A Championships last season

Played AAU for the Jersey Shore Warriors, which also produced recent Siena stars Rob Poole and Ryan Rossiter

Older brother, Ryan, is a freshman on Northwestern's men's basketball team

## The Last Time

**Siena scored 100 points in a game:** Siena was defeated by Quinnipiac 107-100 in triple overtime on Feb. 17, 2019 at the Times Union Center. It marked the Saints' first 100-point effort in 16 years since a 100-69 win over Saint Peter's on Mar. 1, 2003.

**Siena allowed 100 points in a game:** Quinnipiac defeated Siena 107-100 in triple overtime on Feb. 17, 2019 in Albany

**Siena won an overtime game:** Siena defeated two-time defending MAAC Tournament Champion Iona 82-78 in overtime on Feb. 12, 2018 at the Times Union Center

**Siena lost an overtime game:** Quinnipiac defeated Siena 107-100 in triple overtime on Feb. 17, 2019 in Albany

**Siena was held to 40 points or fewer:** St. Bonaventure defeated Siena 82-40 on Jan. 5, 2018 in Olean, NY

**Siena held an opponent to 40 points or fewer:** Siena defeated Manhattan 53-40 on Jan. 26, 2019 at the Times Union Center. It was the first time that the Saints held an opponent to 40 points or fewer since a 64-40 win at NJIT on Nov. 27, 2006.

**Siena won by more than 30 points:** Siena defeated Manhattan 89-54 at Times Union Center on December 4, 2015.

**Siena lost by more than 30 points:** St. Bonaventure defeated Siena 82-40 on Jan. 5, 2018 in Olean, NY

**Five Siena players scored in double figures:** Nico Clareth (17), Prince Oduro (17), Roman Penn (14), Christian Bentley (11), and Khalil Richard (10) all scored in double figures in the Saints' 85-76 win over Hofstra on Nov. 25, 2017 at Times Union Center

**Siena grabbed more than 50 rebounds in a game:** Siena pulled down 53 rebounds in a 59-57 triple overtime win over Saint Peter's on Jan. 29, 2018 at the Times Union Center

**A Siena player scored 40 points or more in a game:** Jalen Pickett posted the second highest single-game scoring total in program history, tallying 46 points in a 107-100 triple overtime loss to Quinnipiac on Feb. 17, 2019 at the Times Union Center

**A Siena player scored 35 or more points in a game:** Jalen Pickett posted the second highest single-game scoring total in program history, tallying 46 points in a 107-100 triple overtime loss to Quinnipiac on Feb. 17, 2019 at the Times Union Center

**A Siena player scored 30 or more points in a game:** Jalen Pickett posted the second highest single-game scoring total in program history, tallying 46 points in a 107-100 triple overtime loss to Quinnipiac on Feb. 17, 2019 at the Times Union Center

**A Siena player grabbed 20 rebounds in a game:** OD Anosike had 21 rebounds in Siena's 79-75 win over Marist on January 27, 2013.

**Siena made 15 or more three-pointers in a game:** The Saints connected on 15 three-pointers in a loss at Fordham on 11/24/01

**A Siena player had 10 or more assists in a game:** Freshman guard Jalen Pickett became the second player this century with a 45-plus points, 10-plus assists game when he tallied 46 points and dished out a season-high tying 13 assists in a 107-100 triple overtime loss to Quinnipiac on Feb. 17, 2019 in Albany

**A Siena player had seven or more steals in a game:** Jalen Pickett swiped all seven of Siena's steals vs. Colgate on Nov. 24, 2018 at the Times Union Center

**A Siena player had five or more blocks in a game:** Javion Ogunyemi had five blocks in an 87-86 overtime defeat vs. Iona in the 2017 MAAC Championship Game

**Siena failed to convert a free-throw:** Siena went 0-2 from the free throw line in a 57-45 loss vs. Holy Cross on Nov. 18, 2018. Neither team made a free throw in the game, while combining for just three attempts. It marked the first time in 18 years - Dec. 10, 2000 at Marist (0-5) - that Siena failed to make a free throw

**Siena failed to convert a 3-pointer:** Siena missed all eight of its three-point attempts in an 80-73 loss vs. Canisius on Feb. 4, 2017 at the Times Union Center. It marked the second time in 20 games in which the Saints were held without a three, after having gone the previous 221 games without a miss.

**Siena did not miss a free-throw:** On February 4, 2007 Siena went 11-for-11 from the free throw line against Saint Peter's.

**Siena player had a triple-double:** Kojo Mensah had 20 points, 14 rebounds and 11 assists in Siena's 82-74 OT win over UAlbany (2/3/05).



## Career Games Played/Started

|                     | <u>Career Games</u> | <u>Career Starts</u> | <u>Consec. Games</u> | <u>Consec. Starts</u> |
|---------------------|---------------------|----------------------|----------------------|-----------------------|
| Evan Fisher         | 123                 | 55                   | 18                   | 18                    |
| Kadeem Smithen*     | 91                  | 25                   | 51                   | 0                     |
| Sammy Friday IV     | 60                  | 4                    | 0                    | 0                     |
| Khalil Richard      | 59                  | 17                   | 0                    | 0                     |
| Thomas Huerter, Jr. | 55                  | 6                    | 1                    | 0                     |
| Kevin Degnan*       | 46                  | 28                   | 32                   | 28                    |
| Manny Camper        | 40                  | 20                   | 13                   | 7                     |
| Jalen Pickett       | 28                  | 28                   | 28                   | 28                    |
| Sloan Seymour       | 28                  | 28                   | 28                   | 28                    |
| Denzel Tchougang*   | 20                  | 0                    | 20                   | 0                     |
| Georges Darwiche    | 19                  | 10                   | 0                    | 0                     |
| Braedon Bayer*      | 18                  | 0                    | 0                    | 0                     |
| Jimmy Ratliff*      | 16                  | 1                    | 2                    | 0                     |
| Paulo Morastoni     | 8                   | 0                    | 0                    | 0                     |
| Ben Diamond         | 7                   | 0                    | 0                    | 0                     |
| Elijah Burns*       | 0                   | 0                    | 0                    | 0                     |
| Don Carey*          | 0                   | 0                    | 0                    | 0                     |
| Robert Mahala       | 0                   | 0                    | 0                    | 0                     |

\*At Siena

## Leads and Deficits

|  |                                   |
|--|-----------------------------------|
| Most points                              | 100 vs. Quinnipiac (Feb. 17)      |
| Fewest points                            | 40 at St. Bonaventure (Dec. 5)    |
| Most points allowed                      | 107 vs. Quinnipiac (Feb. 17)      |
| Fewest points allowed                    | 40 vs. Manhattan (Jan. 26)        |
| Biggest win                              | 21 vs. Cal Poly (Dec. 29)         |
| Biggest loss                             | 42 at St. Bonaventure (Dec. 5)    |
| Biggest lead                             | 21 vs. Cal Poly (Dec. 29)         |
| Biggest deficit                          | 42 at St. Bonaventure (Dec. 5)    |
| Biggest deficit overcome to win          | 10 vs. Niagara (Jan. 17)          |
| Biggest lead lost                        | 15 vs. Canisius (Jan. 5)          |
| Biggest halftime lead                    | 12 vs. Saint Peter's (Feb. 19)    |
| Biggest halftime deficit                 | 26 at St. Bonaventure (Dec. 5)    |
| Biggest halftime deficit overcome to win | 5 vs. Norfolk State (Nov. 16)     |
| Biggest halftime lead lost               | 10 vs. Canisius (Jan. 5)          |
| Most points in a half                    | 51 (2nd) vs. Quinnipiac (Feb. 17) |
| Fewest points in a half                  | 16 twice                          |
| Most points allowed in a half            | 50 twice                          |
| Fewest points allowed in a half          | 17 twice                          |

## Record by Starting Lineup

| <u>Starting Lineup</u>                          | <u>Record</u> |
|---|---------------|
| Seymour - Fisher - Degnan - Camper - Pickett    | 8-8           |
| Seymour - Friday IV - Degnan - Camper - Pickett | 0-1           |
| Seymour - Camper - Degnan - Ratliff - Pickett   | 1-0           |
| Seymour - Fisher - Degnan - Darwiche - Pickett  | 5-5           |

## Siena's Record When...

|   |       |
|---|-------|
| Leading at halftime.....                            | 11-3  |
| Trailing at halftime.....                           | 2-11  |
| Tied at halftime.....                               | 1-0   |
| Leading with 5:00 left .....                        | 12-2  |
| Trailing with 5:00 left .....                       | 1-12  |
| Tied with 5:00 left .....                           | 1-0   |
| Overtime .....                                      | 0-2   |
| SC shoots 50% or better from field.....             | 2-3   |
| SC shoots between 40-49.9% from field.....          | 9-6   |
| SC shoots under 40% from field.....                 | 3-5   |
| Opponent shoots 50% or better from field.....       | 3-9   |
| Opponent shoots between 40-49.9% from field .....   | 5-5   |
| Opponent shoots under 40% from field .....          | 6-0   |
| SC outrebounds opponent .....                       | 4-1   |
| Opponent outrebounds SC .....                       | 9-13  |
| Tied in rebounds .....                              | 1-0   |
| SC records 10 or more steals .....                  | 1-2   |
| SC records 15 or more assists.....                  | 4-5   |
| SC commits 15 turnovers or fewer .....              | 14-14 |
| SC commits more than 15 turnovers.....              | 0-0   |
| SC commits fewer turnovers than opponent .....      | 10-5  |
| SC commits more turnovers than opponent .....       | 3-9   |
| Tie in turnovers.....                               | 1-0   |
| SC shoots 70% or better from the free throw line .. | 4-4   |
| SC shoots under 70% from the free throw line ....   | 10-10 |
| SC scores 59 points or fewer .....                  | 5-6   |
| SC scores between 60-69 points .....                | 5-5   |
| SC scores between 70-79 points .....                | 4-1   |
| SC scores 80 points or more.....                    | 0-2   |
| Opponent scores 59 points or fewer .....            | 9-2   |
| Opponent scores between 60-69 points .....          | 4-4   |
| Opponent scores between 70-79 points .....          | 1-2   |
| Opponent scores 80 points or more .....             | 0-6   |
| Four or more Saints score in double figures .....   | 1-2   |
| Playing in November .....                           | 2-5   |
| Playing in December .....                           | 3-3   |
| Playing in January .....                            | 4-4   |
| Playing in February .....                           | 5-2   |
| Playing in March .....                              | 0-0   |
| Playing on Monday .....                             | 1-1   |
| Playing on Tuesday .....                            | 1-2   |
| Playing on Wednesday .....                          | 0-4   |
| Playing on Thursday.....                            | 3-2   |
| Playing on Friday.....                              | 3-0   |
| Playing on Saturday .....                           | 5-3   |
| Playing on Sunday .....                             | 1-2   |
| Playing in the day time (11 AM-5 PM start) .....    | 5-5   |
| Playing at night (5 PM or later start) .....        | 9-9   |
| Televised games .....                               | 8-7   |
| SC plays at home.....                               | 6-7   |
| SC plays on the road .....                          | 7-6   |
| SC plays on a neutral court .....                   | 1-1   |
| SC plays west of Albany .....                       | 1-1   |
| SC plays east of Albany .....                       | 1-3   |
| SC plays north of Albany.....                       | 0-0   |
| SC plays south of Albany .....                      | 6-3   |
| Wearing white uniforms.....                         | 8-7   |
| Wearing green uniforms.....                         | 2-3   |
| Wearing retro green uniforms.....                   | 4-4   |

# Keepin' Track of the MAAC

For all the latest MAAC Basketball News and Scores visit [www.MAACSports.com](http://www.MAACSports.com)



## MAAC Standings

| Team           | MAAC |    | Overall |    |
|----------------|------|----|---------|----|
|                | W    | L  | W       | L  |
| 1.) Canisius   | 10   | 5  | 13      | 14 |
| 2.) Rider      | 10   | 6  | 15      | 13 |
| Iona           | 10   | 6  | 12      | 15 |
| 4.) SIENA      | 9    | 6  | 14      | 14 |
| Quinnipiac     | 9    | 6  | 14      | 12 |
| 6.) Monmouth   | 9    | 7  | 10      | 19 |
| 7.) Marist     | 7    | 8  | 12      | 15 |
| Manhattan      | 7    | 8  | 9       | 18 |
| 9.) Niagara    | 5    | 10 | 12      | 16 |
| 10.) Fairfield | 4    | 11 | 7       | 20 |
| Saint Peter's  | 4    | 11 | 7       | 20 |

## MAAC Preseason Coaches' Poll

|                    |     |
|--------------------|-----|
| 1.) Rider (11)     | 121 |
| 2.) Canisius       | 105 |
| 3.) Iona           | 94  |
| Quinnipiac         | 94  |
| 5.) Monmouth       | 66  |
| 6.) Marist         | 59  |
| 7.) Fairfield      | 50  |
| 8.) Manhattan      | 46  |
| 9.) Niagara        | 45  |
| 10.) Saint Peter's | 28  |
| 11.) SIENA         | 18  |

\*First place votes in parenthesis

## Today's Other MAAC Action

|                          |         |
|--------------------------|---------|
| Canisius at Iona         | 1 PM    |
| Quinnipiac at Monmouth   | 2 PM    |
| Niagara at Saint Peter's | 2 PM    |
| Manhattan at Fairfield   | 3:30 PM |

## Siena's MAAC and NCAA Rankings

| Siena            | Total | MAAC Rank* | NCAARank! |
|------------------|-------|------------|-----------|
| Points           | 63.8  | 9th        | 336th     |
| Opp Points       | 65.6  | 2nd        | 43rd      |
| Scoring Margin   | -1.8  | 5th        | 249th     |
| FG%              | .432  | 5th        | 241st     |
| Opp FG%          | .466  | 9th        | 315th     |
| FT%              | .655  | 9th        | 322nd     |
| 3-PT%            | .341  | 5th        | 190th     |
| Opp 3-PT%        | .370  | 7th        | 314th     |
| 3-PT/GM          | 8.8   | 2nd        | 77th      |
| Rebounds         | 29.1  | 11th       | 348th     |
| Rebound Margin   | -4.2  | 11th       | 324th     |
| Assists          | 12.4  | 7th        | 260th     |
| Steals           | 6.1   | 7th        | 206th     |
| Blocks           | 2.6   | 7th        | 266th     |
| Turnovers        | 9.9   | 1st        | 6th       |
| A/TO Ratio       | 1.26  | 1st        | 57th      |
| Turnovers Forced | 11.8  | 10th       | 295th     |
| Turnover Margin  | +1.9  | 2nd        | 81st      |

## MAAC Weekly Honors

| Date    | Player of the Week    | Rookie of the Week    |
|---------|-----------------------|-----------------------|
| Nov. 12 | Brian Parker (MAR)    | Neftali Alvarez (FFD) |
| Nov. 19 | Marvin Prochet (NIA)  | Neftali Alvarez (FFD) |
| Nov. 26 | Dimencio Vaughn (RID) | Jalen Pickett (SIE)   |
| Dec. 3  | Jalen Pickett (SIE)   | Jalen Pickett (SIE)   |
| Dec. 10 | James Towns (NIA)     | Tyrese Williams (QU)  |
| Dec. 17 | Marvin Prochet (NIA)  | Calvin Whipple (FFD)  |
| Dec. 24 | James Towns (NIA)     | Neftali Alvarez (FFD) |
| Dec. 31 | Evan Fisher (SIE)     | Jalen Pickett (SIE)   |
| Jan. 7  | Ricky McGill (ION)    | Jalen Pickett (SIE)   |
| Jan. 14 | Cameron Young (QU)    | Jalen Pickett (SIE)   |
| Jan. 21 | Isaiah Reese (CAN)    | Jalen Pickett (SIE)   |
| Jan. 28 | Cameron Young (QU)    | Jalen Pickett (SIE)   |
| Feb. 4  | Cameron Young (QU)    | Samir Stewart (MAN)   |
| Feb. 11 | Evan Fisher (SIE)     | Jalen Pickett (SIE)   |
| Feb. 18 | Cameron Young (QU)    | Jalen Pickett (SIE)   |
| Feb. 25 |                       |                       |
| Mar. 4  |                       |                       |

| Player        | PTS  | REB | FG%  | DREB | MIN  | MAAC Rank | NCAARank |
|---------------|------|-----|------|------|------|-----------|----------|
| Evan Fisher   | 15.7 | 6.0 | .489 | 4.8  | 32.5 | 6th       | 233rd    |
| Jalen Pickett | 15.6 | 6.5 | 2.1  | 58   | 0.7  | 7th       | 238th    |
| Kevin Degnan  | 5.9  | 1.3 | 4.6  | 32.9 |      | 7th       | N/A      |
| Manny Camper  | 5.7  | 2.1 |      |      |      | 10th      | N/A      |
| Sloan Seymour | 80   |     |      |      |      | 2nd       | 41st     |

\*Out of 11 teams  
!Out of 351 ranked teams (through Friday)



# Quick Chart

## Player Season and Career Highs (at Siena)

|                        |   | 2018-19   | Career (at Siena)  |
|------------------------|---|---|--|
| 0 Don Carey            | Points<br>Rebounds<br>Assists<br>Steals<br>Blocks | -<br>-<br>-<br>-<br>-   | -<br>-<br>-<br>-<br>-  |
| 1 Braedon Bayer        | Points<br>Rebounds<br>Assists<br>Steals<br>Blocks | 3 vs. Holy Cross 11/18/18<br>1 twice<br>1 at Marist 1/11/19<br>1 at Hofstra 11/28/18<br>1 at Hofstra 11/28/18                                 | Same<br>Same<br>Same<br>Same<br>Same   |
| 2 Paulo Morastoni      | Points<br>Rebounds<br>Assists<br>Steals<br>Blocks | -<br>-<br>1 vs. College of Charleston 12/18/18<br>-<br>-  | -<br>-<br>Same<br>-<br>-   |
| 3 Manny Camper         | Points<br>Rebounds<br>Assists<br>Steals<br>Blocks | 21 vs. Quinnipiac 2/17/19<br>11 vs. Niagara 1/17/19<br>5 vs. Fairfield 2/4/19<br>3 twice<br>2 vs. Iona 2/13/19                                | Same<br>Same<br>Same<br>Same<br>Same   |
| 5 Kadeem Smithen       | Points<br>Rebounds<br>Assists<br>Steals<br>Blocks | 16 at Rider 2/10/19<br>8 at Manhattan 2/8/19<br>4 vs. Fairfield 2/4/19<br>4 at Rider 2/10/19<br>1 five times                                  | 18 vs. Manhattan 2/2/18<br>10 twice<br>6 vs. Iona 2/12/18<br>5 at Saint Peter's 2/25/18<br>4 at Rider 2/15/18                  |
| 11 Thomas Huerter, Jr. | Points<br>Rebounds<br>Assists<br>Steals<br>Blocks | 5 at Iona 2/2/19<br>4 at St. Bonaventure 12/5/18<br>2 at Providence 11/6/18<br>2 at St. Bonaventure 12/5/18<br>2 at George Washington 11/8/18 | 9 twice<br>9 vs. Saint Peter's 1/29/18<br>5 vs. Marist 1/18/18<br>3 vs. Monmouth 2/18/18<br>3 vs. Canisius 1/7/18              |
| 13 Ben Diamond         | Points<br>Rebounds<br>Assists<br>Steals<br>Blocks | -<br>-<br>-<br>-<br>-   | 3 at Saint Peter's 2/25/18<br>-<br>-<br>-<br>-   |
| 14 Khalil Richard      | Points<br>Rebounds<br>Assists<br>Steals<br>Blocks | -<br>-<br>-<br>-<br>-   | 23 vs. Monmouth 2/18/18<br>5 at Bucknell 11/20/17<br>4 five times<br>3 at UNC Asheville 11/20/16<br>2 at Saint Peter's 1/19/17 |
| 15 Robert Mahala       | Points<br>Rebounds<br>Assists<br>Steals<br>Blocks | -<br>-<br>-<br>-<br>-   | -<br>-<br>-<br>-<br>-  |
| 22 Jalen Pickett       | Points<br>Rebounds<br>Assists<br>Steals<br>Blocks | 46 vs. Quinnipiac 2/17/19<br>7 three times<br>13 twice<br>7 vs. Colgate 11/24/18<br>3 vs. Iona 2/13/19  | Same<br>Same<br>Same<br>Same<br>Same   |
| 23 Sloan Seymour       | Points<br>Rebounds<br>Assists<br>Steals<br>Blocks | 15 three times<br>2 three times<br>1 six times<br>3 vs. Canisius 1/5/19<br>1 three times  | Same<br>Same<br>Same<br>Same<br>Same   |
| 24 Jimmy Ratliff       | Points<br>Rebounds<br>Assists<br>Steals<br>Blocks | 16 at St. Bonaventure 12/5/18<br>5 at St. Bonaventure 12/5/18<br>2 at Robert Morris 12/8/18<br>3 at George Washington 11/8/18<br>1 four times | Same<br>Same<br>Same<br>Same<br>Same   |
| 30 Elijah Burns        | Points<br>Rebounds<br>Assists<br>Steals<br>Blocks | -<br>-<br>-<br>-<br>-   | -<br>-<br>-<br>-<br>-  |
| 32 Evan Fisher         | Points<br>Rebounds<br>Assists<br>Steals<br>Blocks | 26 vs. Cal Poly 12/29/18<br>17 vs. Canisius 1/5/19<br>3 four times<br>1 four times<br>2 at Rider 2/10/19                                      | Same<br>Same<br>3 six times<br>2 three times<br>4 at College of Charleston 11/10/17  |
| 33 Georges Darwiche    | Points<br>Rebounds<br>Assists<br>Steals<br>Blocks | 9 at Marist 1/11/19<br>2 four times<br>3 at George Washington 11/8/18<br>1 four times<br>-  | Same<br>Same<br>Same<br>Same<br>-  |
| 34 Kevin Degnan        | Points<br>Rebounds<br>Assists<br>Steals<br>Blocks | 19 at Robert Morris 12/8/18<br>9 four times<br>3 twice<br>4 at Monmouth 1/31/19<br>3 vs. Harvard 12/1/18                                      | Same<br>Same<br>Same<br>Same<br>Same   |
| 35 Sammy Friday        | Points<br>Rebounds<br>Assists<br>Steals<br>Blocks | 10 twice<br>9 at George Washington 11/8/18<br>1 three times<br>-<br>1 at George Washington 11/8/18  | 15 at Louisville 12/6/17<br>15 at Louisville 12/6/17<br>1 six times<br>1 five times<br>2 twice                                 |
| 42 Denzel Tchougang    | Points<br>Rebounds<br>Assists<br>Steals<br>Blocks | 4 vs. Cal Poly 12/29/18<br>4 at St. Bonaventure 12/5/18<br>1 at Marist 1/11/19<br>-<br>1 twice  | Same<br>Same<br>Same<br>-<br>Same  |

# Official Basketball Box Score -- Game Totals -- Final Statistics

Siena vs Marist

01/11/19 7:00 pm at Poughkeepsie, N.Y. (McCann Arena)

Siena 71 • 6-10 (1-2 MAAC)

| ##     | Player            |   | Total  | 3-Ptr  | FT-FTA | Rebounds |     |     | PF | TP | A  | TO | Blk | Stl | Min |
|--------|-------------------|---|--------|--------|--------|----------|-----|-----|----|----|----|----|-----|-----|-----|
|        |                   |   | FG-FGA | FG-FGA |        | Off      | Def | Tot |    |    |    |    |     |     |     |
| 23     | Seymour, Sloan    | f | 4-11   | 4-10   | 0-0    | 0        | 0   | 0   | 1  | 12 | 0  | 1  | 0   | 0   | 31  |
| 32     | Fisher, Evan      | f | 8-10   | 2-2    | 5-5    | 1        | 3   | 4   | 3  | 23 | 2  | 4  | 0   | 0   | 32  |
| 34     | Degnan, Kevin     | f | 3-8    | 3-4    | 0-0    | 0        | 4   | 4   | 2  | 9  | 0  | 0  | 1   | 0   | 34  |
| 22     | Pickett, Jalen    | g | 2-6    | 0-1    | 5-7    | 1        | 5   | 6   | 3  | 9  | 8  | 2  | 0   | 2   | 37  |
| 33     | Darwiche, Georges | g | 3-7    | 1-3    | 2-2    | 0        | 1   | 1   | 3  | 9  | 2  | 2  | 0   | 1   | 27  |
| 01     | Bayer, Braedon    |   | 0-1    | 0-1    | 0-0    | 0        | 0   | 0   | 1  | 0  | 1  | 0  | 0   | 0   | 3   |
| 03     | Camper, Manny     |   | 3-4    | 0-1    | 3-3    | 0        | 4   | 4   | 2  | 9  | 1  | 0  | 0   | 1   | 18  |
| 05     | Smithen, Kadeem   |   | 0-0    | 0-0    | 0-0    | 0        | 2   | 2   | 1  | 0  | 0  | 0  | 0   | 0   | 10  |
| 42     | Tchougang, Denzel |   | 0-1    | 0-0    | 0-0    | 0        | 3   | 3   | 0  | 0  | 1  | 0  | 0   | 0   | 8   |
| Team   |                   |   |        |        |        | 0        | 4   | 4   |    |    |    | 2  |     |     |     |
| Totals |                   |   | 23-48  | 10-22  | 15-17  | 2        | 26  | 28  | 16 | 71 | 15 | 11 | 1   | 4   | 200 |

FG % 1st Half: 8-24 33.3% 2nd half: 15-24 62.5% Game: 23-48 47.9%  
 3FG % 1st Half: 4-11 36.4% 2nd half: 6-11 54.5% Game: 10-22 45.5%  
 FT % 1st Half: 2-2 100.0 2nd half: 13-15 86.7% Game: 15-17 88.2%

Deadball  
Rebounds  
0

Marist 66 • 6-9 (1-2 MAAC)

| ##     | Player            |   | Total  | 3-Ptr  | FT-FTA | Rebounds |     |     | PF | TP | A  | TO | Blk | Stl | Min |
|--------|-------------------|---|--------|--------|--------|----------|-----|-----|----|----|----|----|-----|-----|-----|
|        |                   |   | FG-FGA | FG-FGA |        | Off      | Def | Tot |    |    |    |    |     |     |     |
| 04     | Lamb, Isaiah      | f | 5-8    | 0-3    | 3-7    | 3        | 5   | 8   | 2  | 13 | 0  | 0  | 0   | 0   | 31  |
| 34     | Knudsen, David    | f | 3-7    | 2-5    | 2-2    | 0        | 1   | 1   | 0  | 10 | 2  | 1  | 0   | 2   | 19  |
| 11     | Sjoberg, Tobias   | c | 3-3    | 0-0    | 1-1    | 3        | 3   | 6   | 1  | 7  | 0  | 0  | 0   | 0   | 16  |
| 00     | Hines, Darius     | g | 1-2    | 0-0    | 2-2    | 0        | 2   | 2   | 4  | 4  | 1  | 2  | 0   | 0   | 26  |
| 02     | Parker, Brian     | g | 6-14   | 0-0    | 0-1    | 1        | 4   | 5   | 1  | 12 | 6  | 4  | 0   | 1   | 34  |
| 13     | Herasme, Matt     |   | 0-1    | 0-1    | 0-0    | 0        | 2   | 2   | 2  | 0  | 0  | 0  | 0   | 0   | 11  |
| 14     | Dozic, Aleksandar |   | 3-14   | 0-6    | 0-0    | 1        | 4   | 5   | 2  | 6  | 1  | 0  | 0   | 0   | 23  |
| 21     | Nedrow, Luke      |   | 0-0    | 0-0    | 0-0    | 0        | 0   | 0   | 0  | 0  | 0  | 0  | 0   | 0   | 1   |
| 22     | Williams, Austin  |   | 0-0    | 0-0    | 3-4    | 1        | 0   | 1   | 4  | 3  | 1  | 0  | 0   | 0   | 16  |
| 30     | Funk, Ryan        |   | 4-8    | 3-7    | 0-0    | 0        | 2   | 2   | 1  | 11 | 0  | 1  | 0   | 0   | 23  |
| Team   |                   |   |        |        |        | 0        | 1   | 1   |    |    |    | 1  |     |     |     |
| Totals |                   |   | 25-57  | 5-22   | 11-17  | 9        | 24  | 33  | 17 | 66 | 11 | 9  | 0   | 3   | 200 |

FG % 1st Half: 9-26 34.6% 2nd half: 16-31 51.6% Game: 25-57 43.9%  
 3FG % 1st Half: 1-10 10.0% 2nd half: 4-12 33.3% Game: 5-22 22.7%  
 FT % 1st Half: 3-6 50.0% 2nd half: 8-11 72.7% Game: 11-17 64.7%

Deadball  
Rebounds  
3,1

Officials: Kevin Ferguson, Tim Kelly, Joseph Palacz

Technical fouls: Siena-Fisher, Evan. Marist-None.

Attendance: 1678

| Score by periods | 1st | 2nd | Total |
|------------------|-----|-----|-------|
| Siena            | 22  | 49  | 71    |
| Marist           | 22  | 44  | 66    |

|        | In    | Off | 2nd    | Fast  |       |
|--------|-------|-----|--------|-------|-------|
| Points | Paint | T/O | Chance | Break | Bench |
| SIE    | 24    | 8   | 0      | 0     | 9     |
| MAR    | 36    | 5   | 6      | 2     | 20    |

Last FG - SIE 2nd-01:33, MAR 2nd-00:11.  
 Largest lead - SIE by 7 2nd-01:33, MAR by 7 2nd-08:08.  
 SIE led for 12:28. MAR led for 21:04. Game was tied for 06:16.

Score tied - 10 times.  
 Lead changed - 17 times.

2018-19 Siena College Basketball  
Siena Combined Team Statistics (as of Feb 19, 2019)  
Conference games only

| RECORD:        | OVERALL | HOME | AWAY | NEUTRAL |
|----------------|---------|------|------|---------|
| ALL GAMES      | 9-6     | 4-4  | 5-2  | 0-0     |
| CONFERENCE     | 9-6     | 4-4  | 5-2  | 0-0     |
| NON-CONFERENCE | 0-0     | 0-0  | 0-0  | 0-0     |

| #              | Player               | gp-gs | min  | avg  | Total   |      | 3-Point |       | F-Throw |       | Rebounds |     |     |      |     |    |     |     |     |     |     |      |
|----------------|----------------------|-------|------|------|---------|------|---------|-------|---------|-------|----------|-----|-----|------|-----|----|-----|-----|-----|-----|-----|------|
|                |                      |       |      |      | fg-fga  | fg%  | 3fg-fga | 3fg%  | ft-fa   | ft%   | off      | def | tot | avg  | pf  | dq | a   | to  | blk | stl | pts | avg  |
| 22             | Pickett, Jalen       | 15-15 | 566  | 37.7 | 83-193  | .430 | 30-79   | .380  | 45-59   | .763  | 14       | 53  | 67  | 4.5  | 33  | 1  | 90  | 42  | 13  | 33  | 241 | 16.1 |
| 32             | Fisher, Evan         | 15-15 | 511  | 34.1 | 96-212  | .453 | 12-36   | .333  | 30-43   | .698  | 16       | 68  | 84  | 5.6  | 25  | 0  | 21  | 29  | 8   | 5   | 234 | 15.6 |
| 23             | Seymour, Sloan       | 15-15 | 428  | 28.5 | 48-118  | .407 | 45-109  | .413  | 0-0     | .000  | 1        | 9   | 10  | 0.7  | 11  | 0  | 3   | 7   | 1   | 6   | 141 | 9.4  |
| 34             | Degnan, Kevin        | 15-15 | 541  | 36.1 | 41-106  | .387 | 22-62   | .355  | 8-11    | .727  | 16       | 78  | 94  | 6.3  | 32  | 1  | 16  | 12  | 6   | 24  | 112 | 7.5  |
| 03             | Camper, Manny        | 13-7  | 349  | 26.8 | 29-62   | .468 | 0-10    | .000  | 34-62   | .548  | 32       | 54  | 86  | 6.6  | 37  | 1  | 19  | 19  | 6   | 15  | 92  | 7.1  |
| 05             | Smithen, Kadeem      | 15-0  | 335  | 22.3 | 27-58   | .466 | 10-26   | .385  | 22-27   | .815  | 4        | 39  | 43  | 2.9  | 32  | 2  | 17  | 8   | 3   | 17  | 86  | 5.7  |
| 33             | Darwiche, Georges    | 10-8  | 172  | 17.2 | 7-29    | .241 | 4-22    | .182  | 4-4     | 1.000 | 0        | 4   | 4   | 0.4  | 19  | 0  | 9   | 12  | 0   | 2   | 22  | 2.2  |
| 11             | Huerter, Jr., Thomas | 8-0   | 51   | 6.4  | 2-3     | .667 | 1-1     | 1.000 | 0-0     | .000  | 2        | 2   | 4   | 0.5  | 2   | 0  | 1   | 2   | 0   | 1   | 5   | 0.6  |
| 42             | Tchougang, Denzel    | 15-0  | 81   | 5.4  | 3-11    | .273 | 0-0     | .000  | 0-1     | .000  | 1        | 10  | 11  | 0.7  | 14  | 0  | 1   | 4   | 3   | 1   | 6   | 0.4  |
| 02             | Morastoni, Paulo     | 1-0   | 0    | 0.0  | 0-0     | .000 | 0-0     | .000  | 0-0     | .000  | 0        | 0   | 0   | 0.0  | 0   | 0  | 0   | 0   | 0   | 0   | 0   | 0.0  |
| 24             | Ratliff, Jimmy       | 3-0   | 45   | 15.0 | 0-3     | .000 | 0-3     | .000  | 0-0     | .000  | 3        | 0   | 3   | 1.0  | 4   | 0  | 2   | 1   | 1   | 1   | 0   | 0.0  |
| 01             | Bayer, Braedon       | 11-0  | 21   | 1.9  | 0-3     | .000 | 0-3     | .000  | 0-0     | .000  | 0        | 1   | 1   | 0.1  | 7   | 0  | 1   | 0   | 0   | 0   | 0   | 0.0  |
| Team           |                      |       |      |      |         |      |         |       |         |       | 16       | 21  | 37  |      | 1   |    | 11  |     |     |     |     |      |
| Total.....     |                      | 15    | 3100 |      | 336-798 | .421 | 124-351 | .353  | 143-207 | .691  | 105      | 339 | 444 | 29.6 | 217 | 5  | 180 | 147 | 41  | 105 | 939 | 62.6 |
| Opponents..... |                      | 15    | 3100 |      | 330-780 | .423 | 87-286  | .304  | 164-238 | .689  | 139      | 387 | 526 | 35.1 | 215 | 4  | 134 | 199 | 35  | 79  | 911 | 60.7 |

| TEAM STATISTICS        | SIE     | OPP     | Date                | Opponent         | Score      | Att. |
|------------------------|---------|---------|---------------------|------------------|------------|------|
| SCORING                | 939     | 911     | * 01/03/19          | at Saint Peter's | L 60-65    | 929  |
| Points per game        | 62.6    | 60.7    | * 1/5/19            | CANISIUS         | L 66-70    | 6432 |
| Scoring margin         | +1.9    | -       | * 01/11/19          | at Marist        | W 71-66    | 1678 |
| FIELD GOALS-ATT        | 336-798 | 330-780 | * 1/14/19           | MONMOUTH         | Lo 60-63   | 5592 |
| Field goal pct         | .421    | .423    | * 1/17/19           | NIAGARA          | W 66-57    | 5549 |
| 3 POINT FG-ATT         | 124-351 | 87-286  | * 01/24/19          | at Fairfield     | W 57-48    | 1011 |
| 3-point FG pct         | .353    | .304    | * 1/26/19           | MANHATTAN        | W 53-40    | 7146 |
| 3-pt FG made per game  | 8.3     | 5.8     | * 01/31/19          | at Monmouth      | L 55-66    | 1743 |
| FREE THROWS-ATT        | 143-207 | 164-238 | * 02/02/19          | at Iona College  | W 56-54    | 1537 |
| Free throw pct         | .691    | .689    | * 02/04/19          | FAIRFIELD        | W 61-50    | 5251 |
| F-Throws made per game | 9.5     | 10.9    | * 02/08/19          | at Manhattan     | W 51-49    | 1364 |
| REBOUNDS               | 444     | 526     | * 02/10/19          | at Rider         | W 59-57    | 1559 |
| Rebounds per game      | 29.6    | 35.1    | * 02/13/19          | IONA COLLEGE     | L 52-57    | 5560 |
| Rebounding margin      | -5.5    | -       | * 02/17/19          | QUINNIPIAC       | Lo 100-107 | 7146 |
| ASSISTS                | 180     | 134     | * 02/19/19          | SAINT PETER'S    | W 72-62    | 6398 |
| Assists per game       | 12.0    | 8.9     | * - Conference game |                  |            |      |
| TURNOVERS              | 147     | 199     |                     |                  |            |      |
| Turnovers per game     | 9.8     | 13.3    |                     |                  |            |      |
| Turnover margin        | +3.5    | -       |                     |                  |            |      |
| Assist/turnover ratio  | 1.2     | 0.7     |                     |                  |            |      |
| STEALS                 | 105     | 79      |                     |                  |            |      |
| Steals per game        | 7.0     | 5.3     |                     |                  |            |      |
| BLOCKS                 | 41      | 35      |                     |                  |            |      |
| Blocks per game        | 2.7     | 2.3     |                     |                  |            |      |
| ATTENDANCE             | 49074   | 9821    |                     |                  |            |      |
| Home games-Avg/Game    | 8-6134  | 7-1403  |                     |                  |            |      |
| Neutral site-Avg/Game  | -       | 0-0     |                     |                  |            |      |

| Score by Periods | 1st | 2nd | OT | OT2 | OT3 | Totals |
|------------------|-----|-----|----|-----|-----|--------|
| Siena            | 425 | 486 | 14 | 7   | 7   | 939    |
| Opponents        | 403 | 470 | 17 | 7   | 14  | 911    |



2018-19 Siena College Basketball  
Siena Combined Team Statistics (as of Feb 19, 2019)  
All games

| RECORD:        | OVERALL | HOME | AWAY | NEUTRAL |
|----------------|---------|------|------|---------|
| ALL GAMES      | 14-14   | 6-7  | 7-6  | 1-1     |
| CONFERENCE     | 9-6     | 4-4  | 5-2  | 0-0     |
| NON-CONFERENCE | 5-8     | 2-3  | 2-4  | 1-1     |

| ##             | Player               | gp-gs | min  | avg  | Total    | 3-Point | F-Throw | Rebounds |         |       | pf  | dq  | a   | to   | blk | stl | pts | avg  |
|----------------|----------------------|-------|------|------|----------|---------|---------|----------|---------|-------|-----|-----|-----|------|-----|-----|-----|------|
|                |                      |       |      |      | fg-fga   | fg%     | 3fg-fga | 3fg%     | ft-fa   | ft%   | off | def | tot | avg  |     |     |     |      |
| 32             | Fisher, Evan         | 26-26 | 844  | 32.5 | 171-350  | .489    | 13-53   | .245     | 52-75   | .693  | 30  | 125 | 155 | 6.0  | 42  | 0   | 39  | 15.7 |
| 22             | Pickett, Jalen       | 28-28 | 1033 | 36.9 | 155-349  | .444    | 58-157  | .369     | 69-97   | .711  | 37  | 83  | 120 | 4.3  | 62  | 1   | 181 | 15.6 |
| 23             | Seymour, Sloan       | 28-28 | 745  | 26.6 | 86-233   | .369    | 80-216  | .370     | 2-2     | 1.000 | 4   | 17  | 21  | 0.8  | 21  | 0   | 6   | 9.1  |
| 34             | Degnan, Kevin        | 28-28 | 921  | 32.9 | 81-195   | .415    | 51-131  | .389     | 14-22   | .636  | 35  | 130 | 165 | 5.9  | 53  | 2   | 26  | 8.1  |
| 03             | Camper, Manny        | 24-18 | 615  | 25.6 | 59-115   | .513    | 3-24    | .125     | 44-85   | .518  | 51  | 85  | 136 | 5.7  | 60  | 1   | 31  | 6.9  |
| 35             | Friday IV, Sammy     | 9-1   | 132  | 14.7 | 23-41    | .561    | 0-0     | .000     | 12-25   | .480  | 10  | 12  | 22  | 2.4  | 18  | 0   | 3   | 6.4  |
| 05             | Smithen, Kadeem      | 28-0  | 491  | 17.5 | 34-73    | .466    | 14-35   | .400     | 37-49   | .755  | 5   | 53  | 58  | 2.1  | 46  | 2   | 26  | 4.3  |
| 24             | Ratliff, Jimmy       | 16-1  | 315  | 19.7 | 21-60    | .350    | 16-52   | .308     | 2-3     | .667  | 11  | 18  | 29  | 1.8  | 20  | 0   | 8   | 3.8  |
| 33             | Darwiche, Georges    | 19-10 | 270  | 14.2 | 12-46    | .261    | 8-33    | .242     | 5-6     | .833  | 6   | 7   | 13  | 0.7  | 33  | 0   | 17  | 1.9  |
| 42             | Tchougang, Denzel    | 20-0  | 113  | 5.7  | 4-16     | .250    | 0-0     | .000     | 4-5     | .800  | 4   | 11  | 15  | 0.8  | 20  | 0   | 1   | 0.6  |
| 11             | Huerter, Jr., Thomas | 18-0  | 165  | 9.2  | 2-14     | .143    | 1-8     | .125     | 2-2     | 1.000 | 4   | 14  | 18  | 1.0  | 13  | 0   | 8   | 0.4  |
| 01             | Bayer, Braedon       | 18-0  | 50   | 2.8  | 1-9      | .111    | 1-9     | .111     | 0-0     | .000  | 0   | 2   | 2   | 0.1  | 8   | 0   | 1   | 0.2  |
| 02             | Morastoni, Paulo     | 4-0   | 5    | 1.3  | 0-0      | .000    | 0-0     | .000     | 0-0     | .000  | 0   | 0   | 0   | 0.0  | 0   | 0   | 1   | 0.0  |
| 13             | Diamond, Ben         | 2-0   | 1    | 0.5  | 0-1      | .000    | 0-0     | .000     | 0-0     | .000  | 0   | 0   | 0   | 0.0  | 0   | 0   | 0   | 0.0  |
| Team           |                      |       |      |      |          |         |         |          |         |       | 24  | 36  | 60  |      | 1   |     | 19  |      |
| Total.....     |                      | 28    | 5700 |      | 649-1502 | .432    | 245-718 | .341     | 243-371 | .655  | 221 | 593 | 814 | 29.1 | 397 | 6   | 348 | 63.8 |
| Opponents..... |                      | 28    | 5700 |      | 682-1463 | .466    | 194-524 | .370     | 278-401 | .693  | 239 | 692 | 931 | 33.2 | 396 | 4   | 299 | 65.6 |

| TEAM STATISTICS        | SIE      | OPP      | Date       | Opponent              | Score       | Att. |
|------------------------|----------|----------|------------|-----------------------|-------------|------|
| SCORING                | 1786     | 1836     | 11/6/18    | at Providence         | L 67-77     | 8021 |
| Points per game        | 63.8     | 65.6     | 11/08/18   | at George Washington  | w 69-61     | 2083 |
| Scoring margin         | -1.8     | -        | 11/16/18   | vs Norfolk State      | w 61-58     | 1313 |
| FIELD GOALS-ATT        | 649-1502 | 682-1463 | 11/18/18   | vs Holy Cross         | L 45-57     | 0    |
| Field goal pct         | .432     | .466     | 11/21/18   | LEHIGH                | L 69-80     | 4908 |
| 3 POINT FG-ATT         | 245-718  | 194-524  | 11/24/18   | COLGATE               | L 79-84     | 5202 |
| 3-point FG pct         | .341     | .370     | 11/28/18   | at Hofstra            | L 86-94     | 1046 |
| 3-pt FG made per game  | 8.8      | 6.9      | 12/1/18    | HARVARD               | w 67-64     | 5650 |
| FREE THROWS-ATT        | 243-371  | 278-401  | 12/05/18   | at St. Bonaventure    | L 40-82     | 3485 |
| Free throw pct         | .655     | .693     | 12/08/18   | at Robert Morris      | w 74-71     | 1016 |
| F-Throws made per game | 8.7      | 9.9      | 12/18/18   | COLLEGE OF CHARLESTON | L 58-83     | 4614 |
| REBOUNDS               | 814      | 931      | 12/22/18   | at Holy Cross         | L 57-60     | 1346 |
| Rebounds per game      | 29.1     | 33.2     | 12/29/18   | CAL POLY              | w 75-54     | 5768 |
| Rebounding margin      | -4.2     | -        | * 01/03/19 | at Saint Peter's      | L 60-65     | 929  |
| ASSISTS                | 348      | 299      | * 1/5/19   | CANISIUS              | L 66-70     | 6432 |
| Assists per game       | 12.4     | 10.7     | * 01/11/19 | at Marist             | w 71-66     | 1678 |
| TURNOVERS              | 276      | 327      | * 1/14/19  | MONMOUTH              | Lot 60-63   | 5592 |
| Turnovers per game     | 9.9      | 11.7     | * 1/17/19  | NIAGARA               | w 66-57     | 5549 |
| Turnover margin        | +1.8     | -        | * 01/24/19 | at Fairfield          | w 57-48     | 1011 |
| Assist/turnover ratio  | 1.3      | 0.9      | * 1/26/19  | MANHATTAN             | w 53-40     | 7146 |
| STEALS                 | 171      | 138      | * 01/31/19 | at Monmouth           | L 55-66     | 1743 |
| Steals per game        | 6.1      | 4.9      | * 02/02/19 | at Iona College       | w 56-54     | 1537 |
| BLOCKS                 | 73       | 64       | * 02/04/19 | FAIRFIELD             | w 61-50     | 5251 |
| Blocks per game        | 2.6      | 2.3      | * 02/08/19 | at Manhattan          | w 51-49     | 1364 |
| ATTENDANCE             | 75216    | 28131    | * 02/10/19 | at Rider              | w 59-57     | 1559 |
| Home games-Avg/Game    | 13-5786  | 13-2063  | * 02/13/19 | IONA COLLEGE          | L 52-57     | 5560 |
| Neutral site-Avg/Game  | -        | 2-656    | * 02/17/19 | QUINNIPIAC            | Lo3 100-107 | 7146 |
|                        |          |          | * 02/19/19 | SAINT PETER'S         | w 72-62     | 6398 |

| Score by Periods | 1st | 2nd | OT | OT2 | OT3 | Totals |
|------------------|-----|-----|----|-----|-----|--------|
| Siena            | 833 | 925 | 14 | 7   | 7   | 1786   |
| Opponents        | 851 | 947 | 17 | 7   | 14  | 1836   |

\* - Conference game

## 2018-19 SIENA MEN'S BASKETBALL TV/RADIO ROSTER



#0

**DON CAREY#**  
So. | Guard | 6-5 | 187  
Upper Marlboro, MD/Frederick  
Douglass/Mount St. Mary's




#1

**BRAEDON BAYER**  
Gr. | G | 6-4 | 186  
Lagrangeville, NY/Trinity-  
Pawling School/Syracuse




#2

**PAULO MORASTONI**  
Sr. | G | 6-3 | 200  
Blumenau, Brazil/Bom Jesus




#3

**MANNY CAMPER**  
So. | G/F | 6-6 | 208  
Chestertown, MD/Kent County




#5

**KADEEM SMITHEN**  
R-Sr. | G | 6-3 | 165  
Ajax, ON/Thornlea  
Secondary/Richmond



#11

**THOMAS HUERTER, JR.**  
Jr. | F | 6-7 | 218  
Clifton Park, NY/Shenendehowa/  
Cheshire Academy (CT)



#13

**BEN DIAMOND**  
Jr. | G | 5-10 | 150  
Loudonville, NY/Shaker




#14

**KHALIL RICHARD**  
Jr. | G | 6-0 | 179  
Baltimore, MD/St. Frances  
Academy




#15

**ROBERT MAHALA**  
Fr. | G | 6-4 | 166  
Jackson, NJ/Christian Brothers  
Academy



#22

**JALEN PICKETT**  
Fr. | G | 6-4 | 190  
Rochester, NY/Aquinas  
Institute/Spire Institute (OH)




#23

**SLOAN SEYMOUR**  
Fr. | F | 6-9 | 205  
Albany, NY/Shaker



#24

**JIMMY RATLIFF**  
R-Fr. | G | 6-8 | 181  
Middletown, Ohio/Middletown/  
North Alabama




#30

**ELIJAH BURNS**  
Gr. | F | 6-8 | 238  
Troy, NY/Blair Academy (NJ)/  
Notre Dame




#32

**EVAN FISHER**  
Sr. | F | 6-9 | 246  
Pasadena, MD/McDonogh School




#33

**GEORGES DARWICHE**  
Fr. | G | 6-1 | 183  
Bucharest, Romania/Gheorghe  
Lazar National College




#34

**KEVIN DEGNAN**  
R-Sr. | F | 6-9 | 220  
Pearl River, NY/Pearl  
River/Fairfield



#35

**SAMMY FRIDAY IV**  
Jr. | F | 6-9 | 239  
Jersey City, NJ/Hudson Catholic/ St.  
Andrew's School (RI)



#42

**DENZEL TCHOUGANG**  
So. | F | 6-10 | 211  
Geneva, Switzerland/Institut  
Florimont/Cypress College (CA)

## PRONUNCIATION GUIDE

#1 Braedon Bayer –  
BRAY-din BAY-er

#2 Paulo Morastoni –  
POW-lo Morr-ah-STO-nee

#11 Thomas Huerter, Jr. –  
HURR-tur

#14 Khalil Richard – Ka-LIL

#15 Robert Mahala – Ma-HA-la

#33 Georges Darwiche –  
(first name is pronounced  
George) Darr-VEESH

#42 Denzel Tchougang –  
CHEW-gang

Jamion Christian – JAY-mee-in

Graham Bousley – BOWZ-lee

Carmen Maciariello –  
Mass-ah-RELL-oh



**JAMION  
CHRISTIAN**  
Head Coach

## COACHING STAFF

**Graham Bousley**, Assistant  
Coach/Recruiting Coordinator  
(First Season), Wisconsin '12

**Ryan Devlin**, Assistant Coach  
(First Season), Pittsburgh '05

**Carmen Maciariello**, Assistant  
Coach (First Season), Siena '01

**Harley Fuller**, Director of  
Basketball Operations –  
(First Season), Molloy '10

**A.J. Register**, Special Assistant to  
the Head Coach – (First Season),  
Alabama '14



| No. | Name                | Cl.   | Pos. | Ht.  | Wt. | Hometown/High School/Previous School                        |
|-----|---------------------|-------|------|------|-----|---|
| 0   | Don Carey#          | So.   | G    | 6-5  | 187 | Upper Marlboro, MD/Frederick Douglass/Mount St. Mary's      |
| 1   | Braedon Bayer       | Gr.   | G    | 6-4  | 186 | Lagrangeville, NY/Trinity-Pawling School/Syracuse           |
| 2   | Paulo Morastoni     | Sr.   | G    | 6-3  | 200 | Blumenau, Brazil/Bom Jesus                                  |
| 3   | Manny Camper        | So.   | G/F  | 6-6  | 208 | Chestertown, MD/Kent County                                 |
| 5   | Kadeem Smithen      | R-Sr. | G    | 6-3  | 165 | Ajax, ON/Thornlea Secondary/Richmond                        |
| 11  | Thomas Huerter, Jr. | Jr.   | F    | 6-7  | 218 | Clifton Park, NY/Shenendehowa/Cheshire Academy (CT)         |
| 13  | Ben Diamond         | Jr.   | G    | 5-10 | 150 | Loudonville, NY/Shaker                                      |
| 14  | Khalil Richard      | Jr.   | G    | 6-0  | 179 | Baltimore, MD/St. Frances Academy                           |
| 15  | Robert Mahala       | Fr.   | G    | 6-4  | 166 | Jackson, NJ/Christian Brothers Academy                      |
| 22  | Jalen Pickett       | Fr.   | G    | 6-4  | 190 | Rochester, NY/Aquinas Institute/Spire Institute (OH)        |
| 23  | Sloan Seymour       | Fr.   | F    | 6-9  | 205 | Albany, NY/Shaker   |
| 24  | Jimmy Ratliff       | R-Fr. | G    | 6-8  | 181 | Middletown, Ohio/Middletown/North Alabama                   |
| 30  | Elijah Burns        | Gr.   | F    | 6-8  | 238 | Troy, NY/Blair Academy (NJ)/Notre Dame                      |
| 32  | Evan Fisher         | Sr.   | F    | 6-9  | 246 | Pasadena, MD/McDonogh School                                |
| 33  | Georges Darwiche    | Fr.   | G    | 6-1  | 183 | Bucharest, Romania/Gheorghe Lazar National College          |
| 34  | Kevin Degnan        | R-Sr. | F    | 6-9  | 220 | Pearl River, NY/Pearl River/Fairfield                       |
| 35  | Sammy Friday IV     | Jr.   | F    | 6-9  | 239 | Jersey City, NJ/Hudson Catholic/St. Andrew's School (RI)    |
| 42  | Denzel Tchougang    | So.   | F    | 6-10 | 211 | Geneva, Switzerland/Institut Florimont/Cypress College (CA) |

#Will sit out 2018-19 season due to NCAA transfer regulations