

# SIENA™

B A S E B A L L

## RECORD BOOK



TONY ROSSI

UPDATED THROUGH THE 2017 SEASON



# Saints in Professional Baseball


The Siena College Baseball program has proven to be a top breeding ground for professional baseball prospects in the Northeast. Siena has developed 52 players who have gone on to sign professional baseball contracts, including 35 who have inked with Major League Baseball organizations. Siena has boasted 24 MLB Draft picks – including 16 since 1996 – and five top-10 Round selections overall.

Following Dan Swain’s selection by the Arizona Diamondbacks in the 34th Round of the 2017 MLB Draft, a total of six former Saints are currently playing professional baseball, including four – Swain, Matt Gage (Giants), Justin Brantley (Mets), and John Lannan (Nationals) – who are currently affiliated with Major League Baseball organizations, and are competing at the minor league level.


A total of four Siena Baseball greats have ultimately reached the highest level playing in the Major Leagues, with the most recent being Lannan who holds a program-record eight years of Major League Baseball service pitching for the Nationals (2007-12), Phillies (2013), and Mets (2014). Billy Harrell was the first Siena Baseball player to reach “The Show,” playing parts of four seasons with the Indians (1955, 1957-58) and Red Sox (1961). Gary Holle appeared in five games with the Rangers in 1979, and Tim Christman made one appearance with the Rockies in 2001.



John Lannan played in the major leagues from 2007-14. He spent six years in the Washington Nationals’ starting rotation before seeing action with the Philadelphia Phillies and New York Mets.




Dan Swain



Dan Paolini

Siena and the MAAC’s all-time home run king, Dan Paolini, was drafted in the 10th round of the 2011 MLB Draft by the Seattle Mariners.



Matt Gage



Mike Fish

At Siena

As a Pro

# Saints in Professional Baseball


- 1950 Jim Sweeney – Boston Red Sox
- 1952 Billy Harrell – Cleveland Indians, Boston Red Sox; MVP Eastern League 1956.
- 1955 Jim Walsh – Brooklyn Dodgers
- 1958 Joe McCrudden – Brooklyn/L.A. Dodgers
- 1976 Gary Holle – 13th round by Milwaukee Brewers also w/Texas Rangers, Chicago White Sox, Philadelphia Phillies
- 1978 Dave Smith – 30th round; New York Mets
- 1982 Ken Hayner – signed w/Utica Blue Sox
- 1983 Jim Howard – 6th round; Baltimore Orioles
- 1984 Jim Howard – 23rd round; Toronto Blue Jays
- 1984 Larry Monaco – 29th round; Toronto Blue Jays
- 1984 Tom Winter – 24th round; Toronto Blue Jays
- 1989 Chris Alesio – signed w/St. Louis Cardinals
- 1989 Chris Gorton – signed w/St. Louis Cardinals
- 1989 Dave Howard – 24th round; Pittsburgh Pirates
- 1989 Shaun Sottile – signed w/Atlanta Braves
- 1989 Joe Mariano – Albany-Colonie Diamond Dogs
- 1990 Pasquale Arace – signed w/Pittsburgh Pirates
- 1990 Steve Pinto – Catskill Cougars
- 1991 Kevin Carroll – signed w/New York Mets
- 1992 Mike Serbalik – 32nd round; L.A. Dodgers
- 1994 Dave Perry – signed w/Ind. Catskill Cougars
- 1995 Fonz Napolitano – Welland Aquaducks
- 1996 Tim Christman – 11th round; Colorado Rockies
- 1996 Ira Tilton – 5th round; Philadelphia Phillies
- 1996 Paul Wilders – 33rd round; St. Louis Cardinals
- 1997 Dennis Hogan – signed w/Ind. Allentown Ambassadors
- 1997 Craig Johnson – 20th round; Detroit Tigers

- 1997 Mike Roberts – 21st round; Atlanta Braves
- 1999 Todd Donovan – 8th round; San Diego Padres
- 1999 Jeremy Giard – signed w/Ind. Massachusetts Mad Dogs
- 2000 Kevin Brown – signed w/Ind. Johnstown Johnnies
- 2000 Dave Fields – signed w/Ind. Chillicothe Paints
- 2000 Nick Spera – signed w/Ind. Nashua Pride
- 2002 Dave Pahucki – 23rd round; Boston Red Sox
- 2002 Jim Buckley – 25th round; Boston Red Sox
- 2002 Justin Knoff – 30th round; Cincinnati Reds
- 2002 Ryan Finn – Albany-Colonie Diamond Dogs
- 2002 Josh Kean – Albany-Colonie Diamond Dogs
- 2003 Josh Courage – Signed with Pensacola Pelicans, played professionally in France
- 2004 Ryan Bitter – 22nd Round; Tampa Bay Devil Rays
- 2004 Blake Hanan – signed with Baltimore Orioles
- 2005 John Lannan – 11th round; Washington Nationals**
- 2008 Chris Klepps – Windy City Thunderbolts
- 2009 Will Hassett – signed w/Ind. Rockland Boulders
- 2009 Anthony Giansanti – 49th Round; Oakland As
- 2010 Anthony Giansanti – signed w/Chicago Cubs (currently w/Sugarland Skeeters)**
- 2011 Dan Paolini – 10th round; Seattle Mariners
- 2011 Kevin Quaranto – signed w/Philadelphia Phillies
- 2013 Mike Fish – 32nd Round; Los Angeles Angels
- 2014 Larry Balkwill – Windy City Thunderbolts**
- 2014 Justin Brantley – New York Mets**
- 2014 Matt Gage – 10th Round; San Francisco Giants**
- 2016 Kyano Cummings – Evansville Otters**
- 2017 Dan Swain – 34th Round; Arizona Diamondbacks**

**Bold** = still active

# SIENA


Todd Donovan



Dave Pahucki




Justin Knoff



Jim Buckley



Ryan Bitter



# Division I Major Team and Individual Accomplishments

## TEAM

### NCAA TOURNAMENT APPEARANCES

#### 1999 – Winston Salem Regional

Lost to Wake Forest (22-4)  
Lost to Virginia Tech (11-5)

#### 2014 – Fort Worth Regional

Lost to TCU (2-1, 11 innings)  
Beat Dallas Baptist (9-8, 10 innings)  
Lost to Sam Houston State (9-2)

### MAAC CHAMPIONSHIPS

1995  
1996  
1997  
1999  
2014

## INDIVIDUAL

### ALL-AMERICAN

Mike Fish – 2013 ABCA Third Team  
Dan Paolini – 2011 College Baseball Insider Honorable Mention  
Dan Paolini – 2011 ABCA Third Team  
Dan Paolini – 2010 Collegiate Baseball Second Team

### ABCA/RAWLINGS ALL-NORTHEAST REGION

Joe Drpich – 2017 First Team  
Mike Fish – 2013 First Team  
Dan Paolini – 2011 First Team  
John Lannan – 2005 Second Team  
Jim Buckley – 2002 Second Team

### ECAC

Joe Drpich (2017)  
Mike Fish (2013)  
Dan Paolini (2009 Rookie of the Year, 2010)  
Kevin Quaranto (2010)  
Gabe Perez (2005)

### LOUISVILLE SLUGGER FRESHMAN ALL-AMERICAN

Joe Drpich (2015)  
Dan Swain (2014)  
Dan Paolini (2009)  
Ken Grant (2002)  
Kevin Roberts (2001)  
Dave Pahucki (1999)  
Dave Fields (1995)

### MAAC PLAYER OF THE YEAR

Mike Fish (2013)  
Dan Paolini (2010, 2011 (co))  
Jake Willis (2008)  
Ryan Finn (2001)  
Todd Donovan (1999 (North))  
Paul Wilders (1995 (North))

### MAAC ROOKIE OF THE YEAR


Joe Drpich (2015)  
Dan Swain (2014)  
Dan Paolini (2009)  
Ryan Finn (1999 (North))  
Dave Marek (1996 (North))  
Tim Christman (1994 (North))

### MAAC PITCHER OF THE YEAR

Neil Fryer (2014 (co-Relief Pitcher of the Year))

### MAAC COACH OF THE YEAR

Tony Rossi (1991 (North), 1995 (North),  
1996 (North), 1999 (North), 2001)



# Siena vs. All Opponents

YEAR-BY-YEAR RESULTS

CAPTAINS AND RESULTS  
(1970 TO PRESENT)

| OPPONENT              | W  | L  |
|-----------------------|----|----|
| Akron                 | 1  | 1  |
| Alabama               | 0  | 2  |
| Albany                | 12 | 9  |
| Arkansas              | 0  | 3  |
| Arkansas St.          | 1  | 0  |
| Army West Point       | 6  | 12 |
| Auburn                | 0  | 2  |
| Bethune-Cookman       | 3  | 1  |
| Binghamton            | 7  | 11 |
| Brooklyn              | 5  | 2  |
| Brown                 | 6  | 4  |
| Bryant                | 3  | 3  |
| Bucknell              | 3  | 2  |
| Buffalo               | 2  | 0  |
| Campbell              | 0  | 1  |
| Canisius              | 76 | 50 |
| Castleton State       | 4  | 0  |
| Catholic              | 1  | 0  |
| Centenary             | 1  | 2  |
| Central Florida       | 3  | 51 |
| Central Connecticut   | 1  | 2  |
| Charleston Southern   | 1  | 8  |
| Charlotte             | 0  | 4  |
| Clarkson              | 1  | 0  |
| Clemson               | 0  | 2  |
| Coastal Carolina      | 0  | 1  |
| Colgate               | 18 | 5  |
| Columbia              | 5  | 7  |
| Connecticut *         | 8  | 6  |
| Cornell               | 19 | 12 |
| Dartmouth*            | 2  | 7  |
| Davidson              | 1  | 1  |
| Dallas Baptist        | 1  | 3  |
| Dayton                | 3  | 1  |
| Delaware              | 1  | 2  |
| Eckerd                | 0  | 1  |
| East Carolina         | 0  | 3  |
| East Tennessee State  | 0  | 1  |
| Eastern Illinois      | 0  | 2  |
| Elon                  | 0  | 5  |
| Fairfield             | 32 | 27 |
| Fairleigh Dickinson   | 6  | 3  |
| Florida               | 0  | 12 |
| Florida Atlantic      | 0  | 3  |
| Florida Gulf Coast    | 0  | 1  |
| Florida International | 0  | 3  |
| Florida Southern      | 0  | 2  |
| Florida State         | 0  | 9  |
| Florida Tech          | 1  | 0  |
| Fordham               | 8  | 10 |
| George Mason          | 3  | 4  |
| George Washington     | 2  | 0  |
| Georgetown            | 0  | 1  |

| OPPONENT            | W  | L  |
|---------------------|----|----|
| Georgia             | 1  | 2  |
| Georgia State       | 0  | 2  |
| Georgia Tech        | 0  | 2  |
| Hartford            | 11 | 9  |
| Hartwick            | 9  | 4  |
| Hofstra             | 2  | 2  |
| Holy Cross          | 13 | 17 |
| Illinois            | 0  | 1  |
| Indiana             | 0  | 1  |
| Indiana State       | 1  | 2  |
| Iona                | 39 | 28 |
| Ithaca              | 1  | 5  |
| Jacksonville        | 0  | 2  |
| Jacksonville State  | 5  | 10 |
| James Madison       | 0  | 3  |
| La Salle            | 2  | 0  |
| Lamar               | 0  | 2  |
| Le Moyne            | 45 | 63 |
| Liberty             | 1  | 5  |
| Lipscomb            | 0  | 3  |
| LIU-Brooklyn *      | 4  | 9  |
| L.I.U.-C.W. Post    | 11 | 8  |
| Louisiana-Lafayette | 0  | 8  |
| Loyola-Baltimore    | 1  | 0  |
| Maine               | 2  | 6  |
| Manhattan           | 24 | 31 |
| Marist              | 30 | 31 |
| Massachusetts       | 13 | 15 |
| McNeese State       | 0  | 3  |
| Memphis             | 1  | 2  |
| Michigan            | 0  | 7  |
| Michigan State      | 0  | 3  |
| Mississippi State   | 0  | 2  |
| Monmouth            | 7  | 4  |
| Morehead State      | 0  | 2  |
| Morgan State        | 0  | 3  |
| Murray State        | 2  | 1  |
| New Hampshire       | 1  | 5  |
| New Haven           | 0  | 12 |
| NJIT                | 2  | 0  |
| New Orleans         | 1  | 5  |
| New Paltz           | 0  | 2  |
| New York Maritime   | 1  | 0  |
| NYIT*               | 23 | 23 |
| Niagara             | 79 | 42 |
| North Adams State   | 0  | 7  |
| Northeastern        | 3  | 3  |
| Ohio                | 3  | 3  |
| Ohio State          | 0  | 3  |
| Old Dominion        | 1  | 1  |
| Oneonta State       | 3  | 6  |
| Pace                | 4  | 5  |
| Penn State          | 0  | 2  |

| OPPONENT                  | W  | L  |
|---------------------------|----|----|
| Pennsylvania              | 0  | 2  |
| Pittsburgh                | 0  | 3  |
| Plattsburgh State         | 6  | 1  |
| Providence                | 5  | 5  |
| Quinnipiac                | 11 | 5  |
| Radford                   | 2  | 9  |
| RPI                       | 23 | 13 |
| Rhode Island              | 7  | 8  |
| Richmond                  | 1  | 2  |
| Rider                     | 32 | 31 |
| Rollins                   | 0  | 2  |
| Sacred Heart              | 1  | 1  |
| Samford                   | 2  | 1  |
| SE Massachusetts          | 6  | 2  |
| Seton Hall                | 4  | 20 |
| South Alabama             | 4  | 9  |
| South Florida             | 0  | 5  |
| Southeast Louisiana       | 1  | 1  |
| Southern Vermont          | 2  | 0  |
| St. Bonaventure           | 0  | 2  |
| St. Francis (N.Y.)        | 9  | 4  |
| St. John's                | 0  | 10 |
| St. Joseph's              | 1  | 0  |
| St. Michael's             | 1  | 3  |
| Saint Peter's             | 40 | 11 |
| Stetson                   | 4  | 41 |
| Temple                    | 1  | 1  |
| Tennessee                 | 1  | 7  |
| Texas Arlington           | 0  | 2  |
| Texas St.                 | 0  | 1  |
| The Citadel               | 0  | 3  |
| Troy State                | 0  | 1  |
| Tulane                    | 0  | 10 |
| UMass Lowell              | 0  | 1  |
| U.S. Naval Academy (Navy) | 0  | 3  |
| UNC - Charlotte           | 3  | 6  |
| UNC - Wilmington          | 0  | 7  |
| Union                     | 18 | 11 |
| Utica                     | 11 | 9  |
| Vanderbilt                | 0  | 2  |
| Vermont                   | 23 | 19 |
| Villanova                 | 0  | 3  |
| Virginia                  | 0  | 2  |
| Virginia Commonwealth     | 0  | 3  |
| Virginia Tech             | 0  | 1  |
| Wagner                    | 3  | 0  |
| Wake Forest               | 0  | 1  |
| West Virginia             | 1  | 3  |
| Western Maryland          | 1  | 0  |
| Westfield State           | 3  | 1  |
| William & Mary            | 1  | 3  |
| Wofford                   | 2  | 0  |
| Xavier                    | 1  | 1  |

\*Includes one tie game



# The Last Time Siena...

|        | Date           | Opponent                            |
|--------|----------------|-------------------------------------|
| Won in | Alabama        | 3/6/2010 South Alabama (6-2)        |
| Won in | Connecticut    | 5/15/2015 Fairfield (6-5)           |
| Won in | Florida        | 2/22/2015 Connecticut (3-1)         |
| Won in | Georgia        | 3/14/2010 Georgia (10-9)            |
| Won in | Louisiana      | 2/28/2004 New Orleans (5-2)         |
| Won in | Massachusetts  | 4/19/2017 Holy Cross (8-3)          |
| Won in | New Jersey     | 5/8/2017 Saint Peter's (8-7)        |
| Won in | New York       | 5/19/2017 Marist (6-5)              |
| Won in | North Carolina | 3/11/2017 Davidson (8-4)            |
| Won in | Ohio           | 3/18/2017 Ohio (4-2)                |
| Won in | Pennsylvania   | 2/28/1999 Bucknell (16-1)           |
| Won in | Rhode Island   | 5/3/2010 Bryant (14-6)              |
| Won in | South Carolina | 3/9/2013 Charleston Southern (10-5) |
| Won in | Texas          | 5/31/2014 Dallas Baptist (9-8)      |
| Won in | Vermont        | 4/30/2009 Vermont (11-10)           |

|         | Date                 | Opponent                      |
|---------|----------------------|-------------------------------|
| Won in  | Virginia             | 3/13/2016 George Mason (19-7) |
| Won in  | West Virginia        | 3/14/2009 West Virginia (9-6) |
| Won in  | Tennessee            | 3/16/2012 Memphis (6-3)       |
| Scored  | 10+ Runs             | 5/11/2017 Niagara (12-3)      |
| Scored  | 20+ Runs             | 3/20/2010 NYIT (21-14)        |
| Scored  | 30+ Runs             | N/A N/A                       |
| Allowed | 10+ Runs             | 4/29/2017 Iona (12-6)         |
| Allowed | 20+ Runs             | 5/10/2017 Binghamton (22-1)   |
| Allowed | 30+ Runs             | 4/20/2002 Florida (31-3)      |
| Had     | 10+ Hits             | 5/11/2017 Niagara (10)        |
| Had     | 20+ Hits             | 5/7/2017 Saint Peter's (22)   |
| Allowed | 10+ Hits             | 5/19/2017 Marist (13)         |
| Allowed | 20+ Hits             | 5/10/2017 Binghamton (25)     |
| Pitched | a Shutout            | 3/25/17 NYIT (6-0)            |
| Pitched | Consecutive Shutouts | 4/7-8/2001 Niagara (4-0, 2-0) |



# Career Pitching

## Victories

23 – Dave Pahucki (1999-02)  
 18 – Dave Fields (1996-00)  
 17 – Ed Lewicki (2012-15)  
 17 – Zach Hartman (2008-11)  
 17 – John Lannan (2003-05)  
 17 – Justin Brantley (2010-13)  
 16 – Ken Grant (2002-06)  
 15 – Tom Bedard (1978-81)  
 15 – Dennis Hogan (1994-97)  
 15 – Kevin Nevins (1976-79)

## Strikeouts

222 – Dave Pahucki (1999-02)  
 212 – Matt Gage (2012-14)  
 192 – Justin Brantley (2010-13)  
 188 – Ken Grant (2002-06)  
 187 – Craig Chaput (2005-09)  
 184 – Kyle Suple (2008-11)  
 181 – Dennis Hogan (1994-97)  
 174 – Tim Christman (1994-96)  
 169 – Kyano Cummings (2013-16)  
 165 – John Lannan (2003-05)

## Strikeouts

**9 innings (minimum 100 innings)**  
 12.70 – Tim Christman (1994-96)  
 7.94 – Jeremy Cabot (1999-03)  
 7.80 – Kyano Cummings (2013-16)  
 7.68 – Matt Gage (2012-14)  
 7.62 – Dennis Hogan (1994-97)  
 7.43 – John Lannan (2003-05)  
 7.40 – Jeff Dupuis (1985-88)  
 7.32 – Ryan Bitter (2003-04)  
 7.31 – Kevin Nevins (1976-79)  
 7.14 – Matt Quintana (2012-15)

## ERA

**(minimum 100 innings)**  
 1.90 – Chris Gorton (1985-89)  
 2.44 – Jim Moran (1973-76)  
 2.92 – Neil Fryer (2011-14)  
 2.94 – Tom Shepardson (1981-84)  
 3.02 – Marvin LeRoy (1979-82)  
 3.14 – Jeff Dupuis (1985-88)  
 3.31 – Matt Quintana (2012-15)  
 3.36 – Tim Christman (1994-96)  
 3.59 – Doug McGregor (1987-90)  
 3.71 – Ryan Bitter (2003-04)

## Appearances

90 – Neil Fryer (2011-14)  
 82 – Matt Quintana (2012-14)  
 76 – Kyano Cummings (2013-16)  
 73 – Ryan Poplawski (2009-12)  
 68 – C.J. Sohl (2009-12)  
 67 – Mark Smith (1998-01)  
 63 – Bryan Goossens (2013-16)  
 62 – Justin Brantley (2010-13)  
 57 – Kyle Suple (2008-11)  
 56 – Josh Courage (2002-03)  
 56 – Josh Copskey (2001-03)

## Games Started

57 – Justin Brantley (2010-13)  
 47 – Dave Pahucki (1999-02)  
 43 – Bryan Goossens (2013-16)  
 42 – Zach Hartman (2008-11)  
 42 – Craig Chaput (2005-09)  
 42 – Dave Fields (1996-00)  
 41 – Ken Grant (2002-06)  
 37 – Matt Gage (2012-14)  
 37 – Kyle Suple (2008-11)  
 35 – Josh Copskey (2001-03)

## Innings Pitched

313.1 – Dave Pahucki (1999-02)  
 296.2 – Justin Brantley (2010-13)  
 281.0 – Zach Hartman (2008-11)  
 280.2 – Bryan Goossens (2013-16)  
 268.1 – Ken Grant (2002-06)  
 261.1 – Craig Chaput (2005-09)  
 260.0 – Dave Fields (1996-00)  
 250.1 – Ed Lewicki (2012-15)  
 248.1 – Matt Gage (2012-14)  
 233.0 – Kyle Suple (2008-11)

## Saves

25 – Neil Fryer (2011-14)  
 16 – Mark Smith (1998-01)  
 13 – Kyano Cummings (2013-16)  
 13 – Josh Courage (2002-03)  
 9 – Matt Quintana (2012-15)  
 9 – Ryan Poplawski (2009-12)  
 9 – Fonz Napolitano (1992-95)  
**8 – Dylan D'Anna (2016-pres.)**  
 8 – Dan Lazzaroni (2008-09)  
 8 – Doug McGregor (1987-90)  
 8 – Joe Ziobrowski (1983-86)

## Complete Games

20 – Tom Bedard (1978-81)  
 18 – Dave Fields (1996-00)  
 16 – Dick Hunt (1971-74)  
 16 – Marvin LeRoy (179-82)  
 16 – Kevin Nevins (1976-79)  
 16 – Dave Pahucki (1999-02)  
 15 – Chris Gorton (1985-89)  
 14 – Dennis Hogan (1994-97)  
 13 – Mike Ruane (1972-74)  
 12 – Jeremy Clausi (1994-97)  
 12 – Ira Tilton (1994-96)

## K/BB Ratio


**(minimum 100 innings)**  
 3.74 – Jeremy Cabot (1999-03)  
 2.93 – Ryan Bitter (2003-04)  
 2.88 – Matt Quintana (2012-15)  
 2.76 – Dave Fields (1996-00)  
 2.68 – Chris Gorton (1985-89)  
 2.60 – Tim Christman (1994-96)  
 2.52 – Dave Pahucki (1999-02)  
 2.47 – Jeremy Clausi (1994-97)  
 2.45 – Kevin Brown (1996-99)  
 2.23 – Matt Gage (2012-14)

**Bold** = active player



Matt Gage

Ken Grant



Craig Chaput

# Season Pitching

## Victories

10 – John Lannan (2005)  
 9 – Dave Pahucki (1999)  
 8 – Zach Hartman (2008)  
 8 – Kevin Brown (1999)  
 7 – John Lannan (2004)  
 7 – Ira Tilton (1996)  
 7 – Marvin LeRoy (1980)

## Strikeouts

91 – Kyano Cummings (2016)  
 90 – Matt Gage (2014)  
 88 – Matt Gage (2013)  
 83 – John Lannan (2005)  
 81 – Ryan Bitter (2004)  
 77 – Ryan Bitter (2003)  
 77 – Dave Pahucki (2002)  
 71 – Jeremy Cabot (2003)  
 70 – Craig Chaput (2008)  
 69 – Zach Hartman (2011)  
 69 – Kyle Suple (2011)

## Strikeouts/9 innings (Minimum 25 innings)

13.20 – Tim Christman (1994)  
 12.96 – Tim Christman (1995)  
 12.10 – Tom Winter (1984)  
 11.93 – Tim Christman (1996)  
 11.52 – Tom Winter (1984)  
**10.50 – Dylan D'Anna (2017)**  
 10.20 – Jim Moran (1976)  
 9.93 – Len Valletta (1982)  
 9.60 – Matt Quintana (2015)  
 9.27 – Mike Vendetti (1985)  
 9.04 – John Lannan (2005)

## ERA

(Minimum 25 innings)  
 1.26 – Chris Gorton (1989)  
 1.47 – Neil Fryer (2011)  
 1.50 – Matt Quintana (2015)  
 1.50 – Lou Cioffi (1972)  
 1.50 – Tom Matthews (1971)  
 1.54 – Dick Hunt (1972)  
 1.58 – Jim Moran (1977)  
 1.77 – Chris Gorton (1985)  
 1.85 – Larry Oslica (1970)  
 1.91 – Josh Copskey (2004)

**Bold** = active player

## Appearances

28 – Matt Quintana (2014)  
 26 – Neil Fryer (2014)  
 26 – Ryan Poplawski (2011)  
 25 – Kyano Cummings (2015)  
 25 – Matt Quintana (2013)  
 24 – Kyano Cummings (2014)  
 23 – Neil Fryer (2013)  
 22 – Neil Fryer (2012)  
 22 – Jeremy Giard (1998)

## Games Started

16 – Matt Gage (2014)  
 15 – Bryan Goossens (2014)  
 15 – Justin Brantley (2013)  
 15 – Justin Brantley (2011)  
 15 – Zach Hartman (2011)  
 15 – Kyle Suple (2011)  
**14 – Tommy Miller (2017)**  
**14 – Brendan White (2017)**  
 14 – Ed Lewicki (2014)  
 14 – Matt Gage (2013)  
 14 – Justin Brantley (2012)  
 14 – Ryan Poplawski (2012)  
 14 – Craig Chaput (2008)  
 14 – Ryan Bitter (2004)  
 14 – Jeremy Cabot (2003)

## Innings Pitched

110.0 – Matt Gage (2014)  
 104.0 – Zach Hartman (2011)  
 99.0 – Ryan Bitter (2004)  
 97.1 – Matt Gage (2013)  
 95.0 – Ryan Bitter (2003)  
 93.1 – Kyano Cummings (2016)  
 88.1 – Dave Pahucki (2002)  
 87.2 – Justin Brantley (2011)  
 87.0 – Craig Chaput (2008)  
 86.2 – Tommy Miller (2016)

## Saves

8 – Neil Fryer (2014)  
 8 – Neil Fryer (2013)  
 8 – Ryan Poplawski (2011)  
 8 – Mark Smith (1999)  
 7 – Kyano Cummings (2015)  
 7 – Neil Fryer (2012)  
 7 – Josh Courage (2004)  
 7 – Fonz Napolitano (1995)  
**6 – Danny Hobbs (2017)**  
 6 – Anthony Giansanti (2010)  
 6 – Dan Lazzaroni (2008)



Matt Quintana



Neil Fryer

# Season Pitching

## Complete Games

8 – John Lannan (2005)  
 8 – Ira Tilton (1996)  
 7 – Ryan Bitter (2003)  
 7 – Dick Hunt (1971)

## K/BB Ratio

(Minimum 25 innings)

6.67 – Doug McGregor (1988)  
 5.40 – Jeremy Cabot (2001)  
 5.00 – Dave Fields (2000)  
 4.57 – Matt Quintana (2015)  
 4.28 – Kevin Brown (1997)  
 4.08 – Tim Christman (1996)  
 4.00 – Josh Copskey (2004)  
 3.94 – Jeremy Cabot (2003)  
 3.75 – Bryan Goossens (2015)  
 3.70 – Josh Courage (2004)

## Fewest BBs/9 innings

(Minimum 25 innings)

0.76 – Doug McGregor (1988)  
 0.99 – Dave Fields (2000)  
 1.14 – Jeremy Cabot (2001)  
 1.28 – Josh Copskey (2004)  
 1.42 – Dave Fields (1999)  
 1.56 – Josh Copskey (2002)  
 1.72 – Kevin Brown (1997)  
 1.78 – Josh Burnett (2005)  
 1.80 – Chris Gorton (1989)  
 1.84 – Jeremy Cabot (2003)

## Fewest Hits/9 innings

(Minimum 25 innings)

4.50 – Tim Christman (1996)  
 5.50 – Dan Lazzaroni (2009)  
 5.55 – Matt Quintana (2015)  
 5.98 – Larry Monaco (1983)  
 6.12 – Chris Gorton (1989)  
 6.14 – Marvin LeRoy (1980)  
 6.15 – Tom Bedard (1979)  
 6.44 – Kevin Nevins (1978)  
 6.57 – Tom Shepardson (1982)  
 6.69 – Tom Winter (1983)

## No Hitters (Two)\*

Tim Christman vs. Niagara (4-9-94)  
 Combined (Dan Weingart, Trevor Reid,  
 Mike Orlick) vs. New York Tech (4-21-04)


## One Hitters (Five)\*

Dave Pahucki vs. C.W. Post (4-23-02)  
 Tim Christman vs. Canisius (4-22-95)  
 Ira Tilton vs. Niagara (4-16-95)  
 Tim Christman vs. Niagara (4-15-95)  
 Dave Hogan vs. Samford (3-21-92)

## Two Hitters (19)\*

Combined (John Nolan and Matt Pierce)  
 at Holy Cross (4-19-17)  
 Kyano Cummings at Rider (4-30-16)  
 Kyano Cummings vs. Niagara (3-26-16)  
 Zach Hartman vs. Marist (5-15-08)  
 Dan Lazzaroni vs. Vermont (4-8-08)  
 Matt Moberg vs. Canisius (5-12-07)  
 Combined (Ryan King, Will Hassett, Kevin Snyder,  
 Trevor Reid) vs. Cornell (4-25-06)  
 Josh Burnett vs. Rider (4-9-05)  
 Ken Grant vs. Central Florida (3-5-05)  
 Josh Copskey vs. Saint Peter's (4-27-02)  
 Justin Knoff vs. Niagara (4-13-02)  
 Mike Roberts vs. Niagara (4-27-97)  
 Jeremy Clausi vs. Niagara (4-26-97)  
 Mike Roberts vs. LeMoyne (3-30-97)  
 Dennis Hogan vs. LeMoyne (3-29-97)  
 Tim Christman vs. Canisius (1994 season)  
 Ron Parks vs. Niagara (4-7-91)  
 Chris Gorton vs. Colgate (4-8-89)  
 Tom Bush vs. Niagara (4-12-87)


\*Note: Includes both nine- and seven-inning games



Marvin LeRoy



John Lannan



Neil Fryer

# Career Hitting

## Games Played

229 – John Rooney (2011-14)  
 220 – Vincent Citro (2011-14)  
 220 – Tony Cipolla (2001-04)  
 220 – Blake Hanan (2001-04)  
 211 – Tyler Martis (2013-16)  
 208 – Ryan Finn (1999-02)  
 205 – Jake Willis (2005-08)  
 204 – Dan Swain (2014-17)  
 204 – Kevin Roberts (2001-04)  
 198 – Rick Seltzer (2005-08)

## Batting Average

(Minimum 200 At Bats)  
 .380 – Dan Paolini (2009-11)  
 .364 – Steve Brennan (1983-86)  
 .363 – Josh Kean (2001-02)  
 .357 – Chris Alesio (1986-89)  
 .356 – Dave Smith (1976-78)  
 .353 – Bob Bladel (1977-80)  
 .342 – Kevin Quaranto (2008-11)  
 .342 – Jake Willis (2005-08)  
 .341 – Khris Clemens (1981-84)  
 .340 – Tom Shepardson (1981-84)

## Hits

254 – Jake Willis (2005-08)  
 250 – Ryan Finn (1999-02)  
 248 – Vincent Citro (2011-14)  
 240 – Kevin Quaranto (2008-11)  
 237 – Dan Paolini (2009-11)  
 235 – Mike Fish (2010-13)  
 233 – Dan Swain (2014-17)  
 225 – Chris Klepps (2005-08)  
 225 – John Rooney (2011-14)  
 218 – Tony Cipolla (2001-04)

## Runs Scored

162 – Vincent Citro (2011-14)  
 158 – Ryan Finn (1999-02)  
 154 – Chris Klepps (2005-08)  
 152 – Dan Paolini (2009-11)  
 149 – Kevin Quaranto (2008-11)  
 145 – Tony Cipolla (2001-04)  
 145 – Kevin Roberts (2001-04)  
 144 – Blake Hanan (2001-04)  
 143 – John Rooney (2011-14)  
 142 – Dan Swain (2014-17)

## Home Runs

56 – Dan Paolini (2009-11)  
 47 – Ryan Finn (1999-02)  
 28 – Anthony Giansanti (2007-10)  
 28 – Jim Buckley (1999-02)  
**26 – Joe Drpich (2015-pres.)**  
 26 – Jake Willis (2005-08)  
 25 – Steve Borg (1984-87)  
 24 – Kevin Quaranto (2008-11)  
 24 – Rick Seltzer (2005-08)  
 20 – Steve Brennan (1983-85)  
 20 – Dave Howard (1986-89)

## Runs Batted In


193 – Ryan Finn (1999-02)  
 184 – Dan Paolini (2009-11)  
 155 – Kevin Quaranto (2008-11)  
 139 – Jim Buckley (1999-02)  
 133 – Dave Marek (1995-98)  
 131 – Jake Willis (2005-08)  
 127 – Paul Wilders (1993-96)  
 124 – Rick Seltzer (2005-08)  
 116 – Mike Fish (2010-13)  
 115 – Chris Klepps (2005-08)

## Doubles


66 – Kevin Quaranto (2008-11)  
 56 – Jake Willis (2005-08)  
 54 – Ryan Finn (1999-02)  
 45 – Larry Balkwill (2010-13)  
 45 – Chris Klepps (2005-08)  
 44 – Tony Cipolla (2001-04)  
 42 – Dan Swain (2014-17)  
 42 – Jim Buckley (1999-02)  
 41 – Blake Hanan (2001-04)  
 40 – Paul Wilders (1993-96)

## Triples


13 – Ryan Finn (1999-02)  
 11 – Dan Swain (2014-17)  
 11 – Pasquale Arace (1987-90)  
 11 – Todd Donovan (1997-99)  
 11 – Dave Marek (1995-98)  
 10 – Mark Massaroni (1974-77)  
 9 – Tony Fiumefreddo (1995-98)  
 8 – Chris Alesio (1986-89)  
 8 – Jim Howard (1981-84)  
 8 – Jim Kaden (1990-93)



Ryan Finn



Rick Seltzer



John Rooney

# Career Hitting

## Walks

147 – Nick Spera (1997-00)  
 124 – Kevin Quaranto (2008-11)  
 113 – Rick Seltzer (2005-08)  
 107 – Tony Cipolla (2001-04)  
 104 – Kevin Roberts (2001-04)  
 100 – Tony Fiumefreddo (1995-98)  
 99 – Vincent Citro (2011-14)  
 97 – John Rooney (2011-14)  
 93 – Norm Hayner (1982-85)  
 89 – Dan Swain (2014-17)  
 86 – Larry Balkwill (2010-13)

## Total Bases

471 – Ryan Finn (1999-02)  
 450 – Dan Paolini (2009-11)  
 394 – Jake Willis (2005-08)  
 386 – Kevin Quaranto (2008-11)  
 357 – Dan Swain (2011-14)  
 341 – Mike Fish (2010-13)  
 340 – Anthony Giansanti (2007-10)  
 324 – Chris Klepps (2005-08)  
 317 – Scott King (2003-06)  
 315 – Dave Marek (1995-98)

## Extra Base Hits

114 – Ryan Finn (1999-02)  
 96 – Dan Paolini (2009-11)  
 94 – Kevin Quaranto (2008-11)  
 85 – Jake Willis (2005-08)  
 73 – Dan Swain (2014-17)  
 70 – Jim Buckley (1999-02)  
 68 – Anthony Giansanti (2007-10)  
 68 – Rick Seltzer (2005-08)  
 68 – Dave Marek (1995-98)  
 65 – Chris Klepps (2005-08)

## Stolen Bases

81 – Blake Hanan (2001-04)  
 80 – Nick Spera (1997-00)  
 80 – Tony Fiumefreddo (1995-98)  
 78 – Todd Donovan (1997-99)  
 60 – Anthony Giansanti (2007-10)  
 51 – Jason DeFilippo (2006-09)  
 51 – Kevin Roberts (2001-04)  
 51 – Ryan Finn (1999-2002)  
 47 – Jim Howard (1981-84)  
 47 – Javon Overstreet (1993-96)

## Stolen Base Efficiency (Minimum 20 attempts)

.916 (44-48) – Mike Fish (2010-13)  
 .897 (35-39) – Pasquale Arace (1987-90)  
 .882 (60-68) – Anthony Giansanti (2007-10)  
 .872 (34-39) – Rob McShinsky (1993-96)  
 .871 (27-31) – Jim Kaden (1990-93)  
 .870 (47-54) – Javon Overstreet (1993-96)  
 .867 (39-45) – Fausto Franco (1999-02)  
 .850 (35-41) – Gabe Perez (2005-06)  
 .850 (17-20) – Mike Allen (2010-14)  
 .848 (78-92) – Todd Donovan (1997-99)  
 .833 (80-96) – Tony Fiumefreddo (1995-98)

## At Bats

839 – Vincent Citro (2011-14)  
 835 – John Rooney (2011-14)  
 803 – Blake Hanan (2001-04)  
 781 – Dan Swain (2014-17)  
 775 – Kevin Roberts (2001-04)  
 757 – Ryan Finn (1999-02)  
 742 – Jake Willis (2005-08)  
 740 – Tony Cipolla (2001-04)  
 737 – Mike Fish (2010-13)  
 733 – Chris Klepps (2005-08)

## Hit By Pitch

47 – Tony Cipolla (2001-04)  
 46 – Kevin Quaranto (2008-11)  
 39 – Bill Cilento (1998-01)  
 38 – Mike Allen (2010-14)  
 33 – Nick Messinger (2006-09)  
 30 – Dan Swain (2014-17)  
 30 – Larry Balkwill (2010-13)  
 29 – Chris Klepps (2005-08)  
 28 – Ryan Finn (1999-02)  
 26 – Jake Willis (2005-08)

## The 200-Hit Club (12 Members)

254 – Jake Willis (2005-08)  
 250 – Ryan Finn (1999-02)  
 248 – Vincent Citro (2011-14)  
 240 – Kevin Quaranto (2008-11)  
 237 – Dan Paolini (2009-11)  
 235 – Mike Fish (2010-13)  
 233 – Dan Swain (2014-17)  
 225 – Chris Klepps (2005-08)  
 225 – John Rooney (2011-14)  
 218 – Tony Cipolla (2001-04)  
 218 – Blake Hanan (2001-04)  
 212 – Kevin Roberts (2001-04)  
 211 – Anthony Giansanti (2007-10)

## The 100-Hit Club


**(42 Additional Members)**  
 196 – Dave Marek (1995-98)  
 178 – Scott King (2003-06)  
 177 – Rick Seltzer (2005-08)  
 176 – Tim Fleischman (1993-96)  
 174 – Jim Buckley (1999-02)  
 173 – Larry Balkwill (2010-13)  
 167 – Tony Fiumefreddo (1995-98)  
**166 – Jordan Bishop (2015-pres.)**  
 166 – Bryan Fay (2012-15)  
 165 – Jason DeFilippo (2006-09)  
 162 – Mike Allen (2010-14)  
 158 – Todd Donovan (1997-99)  
 157 – Paul Wilders (1993-96)  
 149 – Chris Alesio (1986-89)  
**146 – Joe Drpich (2015-pres.)**  
 141 – Bob Helm (1977-80)  
 137 – Tyler Martis (2013-16)  
 136 – Pasquale Arace (1987-90)  
 130 – Craig Turnbull (1984-87)  
 128 – Joe Mariano (1986-89)  
 127 – Matt Gidaly (2003-06)  
 127 – Bill Lazio (2003-06)  
 127 – Khris Clemens (1981-84)  
 124 – Nick Scattareggia (1986-89)  
 123 – Justin Esquerra (2014-15)  
 123 – Bill Cilento (2001-04)  
 122 – Steve Brennan (1983-85)  
 119 – Jim Howard (1981-84)  
 116 – Kyle Baldani (2010-13)  
 115 – Mike Ostrander (1996-99)  
 115 – Bob Bladel (1977-80)  
 114 – Gary DerHagopian (2007-10)  
 113 – Nick Messinger (2006-09)  
 113 – Eric Mruczek (2007-09)  
 109 – Tom Napoli (1988-91)  
 108 – Eric Hildenbrand (2003-06)  
 106 – Gabe Perez (2005-06)  
 105 – Dave Smith (1976-78)  
 104 – Tom Shepardson (1981-84)  
 103 – Mike Allen (2010-13)  
 101 – Trey Gethoefer (1998-99)

**Bold** = active player  
*Italics* = record set in 2017

# SIENA



Jacob Willis



Vincent Citro



Anthony Giansanti



Jason DeFilippo

# Season Hitting

## Games Played

60 – Mike Allen (2014)  
 60 – Vincent Citro (2014)  
 60 – Justin Esquerra (2014)  
 60 – Tyler Martis (2014)  
 60 – Andres Ortiz (2014)  
 60 – John Rooney (2014)  
 59 – Dan Swain (2014)  
 58 – Dan Paolini (2011)  
 58 – Kevin Quaranto (2011)  
 58 – John Rooney (2011)

## Batting Average

**(Minimum 50 At Bats)**  
 .577 – Gary Holle (1975)  
 .465 – Al Kutz (1966)  
 .430 – Dan Paolini (2009)  
 .421 – Steve Brennan (1986)  
 .418 – Dave Smith (1976)  
 .415 – Paul Wilders (1995)  
 .413 – Kevin Quaranto (2010)  
 .406 – Josh Kean (2002)  
 .402 – Bob Bladel (1980)  
 .398 – Bob Bladel (1979)

## Hits

86 – Dan Paolini (2009)  
 85 – Kevin Quaranto (2010)  
 84 – Mike Fish (2013)  
 80 – Vincent Citro (2014)  
 80 – Jake Willis (2008)  
 78 – Anthony Giansanti (2010)  
 78 – Dan Paolini (2010)  
 76 – Anthony Giansanti (2009)  
 73 – Dan Paolini (2011)  
 71 – Dan Swain (2016)  
 71 – Chris Klepps (2008)

## Runs Scored

62 – Dan Paolini (2010)  
 56 – Anthony Giansanti (2010)  
 55 – Mike Fish (2013)  
 54 – Chris Klepps (2008)  
 54 – Nick Spera (1999)  
 53 – Kevin Quaranto (2010)  
 52 – Anthony Giansanti (2009)  
 51 – Vincent Citro (2014)  
 51 – Gabe Perez (2006)  
 49 – Ryan Finn (2002)  
 49 – Tony Fiumefreddo (1995)

## Home Runs

26 – Dan Paolini (2010)  
 19 – Dan Paolini (2011)  
 15 – Steve Borg (1985)  
 14 – Anthony Giansanti (2009)  
 13 – Ryan Finn (2002)  
 13 – Ryan Finn (2001)  
 12 – Mike Fish (2013)  
 12 – Kevin Quaranto (2010)  
 12 – Jim Buckley (2002)  
 12 – Ryan Finn (2000)

## Runs Batted In

67 – Dan Paolini (2011)  
 64 – Dan Paolini (2010)  
 54 – Kevin Quaranto (2010)  
 54 – Jim Buckley (2002)  
 53 – Dan Paolini (2009)  
 53 – Ryan Finn (2002)  
 53 – Paul Wilders (1995)  
 51 – Mike Fish (2013)  
 51 – Ryan Finn (2001)  
 50 – Ryan Finn (1999)

## Doubles

24 – Kevin Quaranto (2010)  
 23 – Chris Klepps (2008)  
 22 – Trey Gethoefer (1999)  
 17 – Mike Fish (2013)  
 17 – Ryan Finn (2002)  
 17 – Bill Cilento (2001)  
 16 – Andres Ortiz (2013)  
 16 – Kevin Quaranto (2009)  
 16 – Jake Willis (2006)

## Triples

6 – Jim Kaden (1993)  
 5 – Dan Swain (2017)  
 5 – Mike Ostrander (1997)  
 5 – Dave Marek (1995)  
 4 – Dan Swain (2016)  
 4 – Nick Messinger (2008)  
 4 – Ryan Finn (2002)  
 4 – Todd Donovan (1999)  
 4 – Ryan Finn (1999)  
 4 – Tony Fiumefreddo (1996)  
 4 – Pasquale Arace (1988)  
 4 – Nick Scattareggia (1988)  
 4 – John DeGregory (1978)  
 4 – Mark Massaroni (1976)

## Walks


52 – Nick Spera (1997)  
 44 – Paul Wilders (1995)  
 41 – Nick Spera (1999)  
 39 – Kevin Quaranto (2011)  
 39 – Rick Seltzer (2006)  
 38 – Kevin Roberts (2004)  
 37 – Kevin Quaranto (2009)  
 33 – Tony Fiumefreddo (1996)  
 33 – Tony Fiumefreddo (1995)  
 33 – Isaak Lazarou (1995)  
 33 – Jay Flaherty (1987)

## Total Bases

173 – Dan Paolini (2010)  
 151 – Kevin Quaranto (2010)  
 140 – Dan Paolini (2011)  
 139 – Mike Fish (2013)  
 139 – Anthony Giansanti (2009)  
 137 – Dan Paolini (2009)  
 131 – Jake Willis (2006)  
 126 – Gabe Perez (2006)  
 126 – Ryan Finn (2002)  
 125 – Ryan Finn (2001)

## Extra Base Hits


39 – Kevin Quaranto (2010)  
 36 – Dan Paolini (2010)  
 34 – Ryan Finn (2002)  
 32 – Anthony Giansanti (2009)  
 30 – Mike Fish (2013)  
 30 – Ryan Finn (2001)  
 29 – Dan Paolini (2011)  
 28 – Chris Klepps (2008)  
 27 – Ryan Finn (2000)  
 26 – Dan Paolini (2009)



Mike Fish



Jacob Willis



Dan Paolini

# Season Hitting

## Stolen Bases

36 – Todd Donovan (1997)  
 30 – Todd Donovan (1999)  
 30 – Tony Fiumefreddo (1995)  
 27 – Nick Spera (1999)  
 27 – Tony Fiumefreddo (1997)  
 25 – Anthony Giansanti (2010)  
 25 – Jason DeFilippo (2008)  
 24 – Rob McShinsky (1995)  
 23 – Gabe Perez (2006)  
 23 – Blake Hanan (2001)

## Stolen Base Efficiency

(Minimum 10 Attempts; Since 1985)  
 1.000 (19-19) – Nick Scattareggia (1988)  
 1.000 (15-15) – Pasquale Arace (1989)  
 1.000 (17-17) – Javon Overstreet (1993)  
 1.000 (14-14) – Fausto Franco (2002)  
 1.000 (12-12) – Todd Donovan (1998)  
 .952 (20-21) – Mike Fish (2010)  
 .952 (20-21) – Anthony Giansanti (2009)  
 .952 (20-21) – Javon Overstreet (1995)  
 .938 (30-32) – Tony Fiumefreddo (1995)  
 .926 (25-27) – Anthony Giansanti (2010)

## On Base Percentage

(Minimum 50 Plate Appearances)  
 .638 – Gary Holle (1975)  
 .556 – Paul Wilders (1995)  
 .523 – Bob Bladel (1980)  
 .519 – Nick Spera (2000)  
 .512 – Steve Brennan (1986)  
 .508 – Kevin Quaranto (2010)  
 .508 – Norm Hayner (1982)  
 .507 – Chris Doyle (1983)  
 .500 – Nick Scattareggia (1987)  
 .500 – Jay Flaherty (1987)  
 .500 – Dave Smith (1976)

## Slugging Percentage


(Minimum 50 Plate Appearances)  
 1.183 – Gary Holle (1975)  
 .816 – Dan Paolini (2010)  
 .790 – Chris Alesio (1988)  
 .776 – Steve Brennan (1986)  
 .733 – Kevin Quaranto (2010)  
 .700 – Chuck Sohl (1981)  
 .685 – Dan Paolini (2009)  
 .670 – Steve Borg (1985)  
 .664 – Dan Paolini (2011)  
 .663 – Ryan Finn (2000)

## At Bats


239 – Vincent Citro (2014)  
 232 – Anthony Giansanti (2010)  
 231 – Mike Fish (2013)  
 229 – John Rooney (2011)  
 223 – Jordan Bishop (2016)  
 222 – Andres Ortiz (2013)  
 222 – Kevin Roberts (2001)  
 221 – Blake Hanan (2001)  
 218 – Jake Willis (2008)  
 217 – Justin Esquerra (2014)

## Hit By Pitch


22 – Kevin Quaranto (2011)  
 20 – Mike Allen (2014)  
 19 – Bill Cilento (1999)  
 17 – Tony Cipolla (2001)  
 15 – Ted Trymbiski (2012)  
 14 – Nick Messinger (2009)  
 13 – Nick Messinger (2008)  
 13 – Tony Cipolla (2004)  
 12 – Larry Balkwill (2013)  
 12 – Mike Allen (2013)



Tony Cipolla



Kevin Quaranto



Vincent Citro

# Team Records

## Games

60 – 2014  
58 – 2001, 2011  
57 – 2002, 2016  
56 – 1999, 2008  
55 – 1997, 2006, 2012

## Losses

37 – 2012  
35 – 2003, 2009  
34 – 1997  
33 – 2007, 2014  
32 – 1998, 2000, 2016

## Hits

585 – 2010  
554 – 2008  
530 – 2013  
529 – 2002  
528 – 2016

## Runs Per Game

8.0 – 1986  
7.8 – 1982  
7.0 – 1995  
6.9 – 2010  
6.8 – 1989

## Runs Batted In

340 – 2010  
325 – 2008  
303 – 2006  
301 – 2002  
297 – 1999

## Triples

16 – 1998, 2004  
15 – 1996, 1999  
14 – 1995, 2006  
13 – 2005  
12 – 1979, 1988, 1997, 2009

## Total Bases

895 – 2010  
836 – 2002  
835 – 2008  
765 – 2006  
756 – 2016

## Hit By Pitch

74 – 2011  
73 – 2009  
71 – 2014  
69 – 2010  
67 – 2008

## Wins

34 – 1999  
31 – 1995  
30 – 2008  
29 – 2001, 2005  
28 – 1996, 2011

## Batting Average

.334 – 1982  
.325 – 1989  
.310 – 1976, 1978  
.307 – 1983  
.305 – 2010

## Runs

374 – 2010  
365 – 2008  
345 – 2002  
337 – 1998, 2006  
334 – 1999

## Home Runs

63 – 2010  
59 – 2002  
54 – 1986, 2009  
46 – 2008  
43 – 2006

## Doubles

123 – 2008  
116 – 2016  
113 – 2002  
107 – 2013  
104 – 2001

## Extra Base Hits

180 – 2002  
179 – 2008  
173 – 2010  
159 – 2006  
156 – 2016

## On Base Percentage

.448 – 1979  
.420 – 1982  
.409 – 1995  
.403 – 1980  
.396 – 1978

## Stolen Bases

141 – 1997  
122 – 1995  
103 – 1999, 2002  
81 – 2001, 2010  
74 – 1998, 2003

## Slugging Percentage

.513 – 1986  
.501 – 1982  
.472 – 1989  
.467 – 2010  
.460 – 1985

## Stolen Base Efficiency

(Since 1985)  
.942 (65-69) – 1993  
.900 (36-40) – 1987  
.871 (81-93) – 2010  
.871 (27-31) – 1988  
.852 (23-27) – 1986

## Walks

262 – 1997  
256 – 1995  
223 – 2006, 2014  
219 – 2016  
217 – 2013

## At Bats

1939 – 2016  
1920 – 2013  
1918 – 2010  
1902 – 2014  
1854 – 2002

## Strikeouts

423 – 2017  
407 – 2016  
399 – 2010  
382 – 1997  
380 – 2011



1966 Siena Saints



1969 Siena Saints



1975 Siena Saints



1999 Siena Saints



# Career .300 Averages\*

|    |             |                      |                      |
|----|-------------|----------------------|----------------------|
| 1  | .398        | Dan Paolini          | (164 for 412)        |
| 2  | .364        | Steve Brennan        | (122 for 335)        |
| 3  | .363        | Josh Kean            | (73 for 201)         |
| 4  | .363        | Kevin Quaranto       | (189 for 521)        |
| 5  | .357        | Chris Alesio         | (149 for 417)        |
| 6  | .356        | Dave Smith           | (105 for 295)        |
| 7  | .353        | Bob Bladel           | (115 for 326)        |
| 8  | .342        | Jake Willis          | (254 for 742)        |
| 9  | .341        | Khri Clemens         | (127 for 373)        |
| 10 | .340        | Tom Shepardson       | (104 for 306)        |
| 11 | .336        | Nick Scattareggia    | (124 for 369)        |
| 12 | .336        | Bob Helm             | (141 for 420)        |
| 13 | .330        | Ryan Finn            | (250 for 757)        |
| 14 | .328        | Chet Smith           | (129 for 393)        |
| 15 | .327        | Todd Donovan         | (158 for 482)        |
| 16 | .325        | Pasquale Arace       | (136 for 418)        |
| 17 | .324        | Joe Mariano          | (128 for 395)        |
| 18 | .319        | Mike Fish            | (235 for 737)        |
| 19 | .319        | Nick Spera           | (166 for 520)        |
| 20 | <b>.317</b> | <b>Joe Drpich</b>    | <b>(146 for 460)</b> |
| 21 | .317        | Tim Fleischman       | (176 for 555)        |
| 22 | .316        | Anthony Giansanti    | (211 for 667)        |
| 23 | .315        | Jay Flaherty         | (100 for 317)        |
| 24 | <b>.312</b> | <b>Brian Kelly</b>   | <b>(91 for 292)</b>  |
| 25 | .312        | Paul Wilders         | (157 for 498)        |
| 26 | .312        | Dave Marek           | (196 for 629)        |
| 27 | .310        | Mike Serbalik        | (85 for 274)         |
| 28 | .309        | Trey Gethoefer       | (101 for 327)        |
| 29 | .308        | Craig Turnbull       | (130 for 422)        |
| 30 | .308        | Ken Hayner           | (134 for 435)        |
| 31 | .307        | Chris Klepps         | (225 for 733)        |
| 32 | .307        | Mark Massaroni       | (97 for 316)         |
| 33 | .307        | Shawn Hampton        | (116 for 378)        |
| 34 | .307        | Dan Saullo           | (92 for 300)         |
| 35 | .303        | Rob McShinsky        | (100 for 330)        |
| 36 | <b>.301</b> | <b>Jordan Bishop</b> | <b>(166 for 551)</b> |
| 37 | .300        | Eric Mruczek         | (113 for 377)        |
| 38 | .300        | Justin Esquerra      | (60 for 193)         |



Gary Holle '74-'76



Pasquale Arace '87-'90  
#16 in career batting average



Tim Fleischman '93-'96  
#21 in career batting average



Paul Wilders '93-'96  
#25 in career batting average



Ryan Finn '99-'02  
#13 in career batting average



Josh Kean '99-'02  
#3 in career batting average



Dan Paolini '09-'11  
#1 in career batting average



Kevin Quaranto '08-'11  
#4 in career batting average

\*Minimum 200 Plate Appearances



## SINGLE-SEASON PROGRAM RECORDS

|                            | Number       | Year       |
|----------------------------|--------------|------------|
| Games Played               | 60           | 2014       |
| Most Wins                  | 34           | 1999       |
| Fewest Wins                | 2            | 1973       |
| Best W-L Percentage        | .645 (31-17) | 1995       |
| Most Losses                | 35           | 2003, 2009 |
| Fewest Losses              | 6            | 1974       |
| Most Wins (MAAC)           | 21           | 1999       |
| Fewest Wins (MAAC)         | 5            | 1990, 1992 |
| Most Losses (MAAC)         | 16           | 2012       |
| Fewest Losses (MAAC)       | 4            | 1995, 1996 |
| Best W-L Percentage (MAAC) | .807 (21-5)  | 1999       |

## ALL-TIME PROGRAM RECORDS

|                           | Number    | Year(s)   |
|---------------------------|-----------|---|
| Overall Division I Record | 809-976-7 | 1977-present  |
| Overall MAAC Record       | 354-278   | 1990-present  |
| MAAC Tourney Appearances  | 13        | '95, '96, '97, '99, '01, '02, '05, '08, '11, '13, '14, '15, '16 |
| MAAC Tourney Record       | 30-18     |   |
| MAAC Championships        | 5         | 1995, 1996, 1997, 1999, 2014                                    |
| Regular-Season Champs     | 4         | 1995, 1996, 1999, 2001  |
| NCAA Regional Appearances | 2         | 1999, 2014  |
| NCAA Regional Record      | 1-4*      | 1999, 2014  |
| Longest Winning Streak    | 11        | 2001, 2008  |
| Longest Losing Streak     | 21        | 2007  |
| Longest Game (By Innings) | 16        | 1971  |
| Largest Winning Margin    | 22        | 1978  |
| Largest Losing Margin     | 28        | 2002  |
| *NCAA Victories           | 1         | 2014 (defeated Dallas Baptist 9-8 (10))                         |

# The Bests and Worsts...

## The Bests

.334 (1982)  
 585 (2010)  
 374 (2010)  
 8.0 (1986)  
 63 (2010)  
 340 (2010)  
 123 (2008)  
 16 (1998, 2004)  
 180 (2002)  
 895 (2010)  
 .448 (1979)  
 .513 (1986)  
 262 (1997)  
 85 (1971)  
 74 (2011)  
 141 (1997)  
 .942 (65-69) (1993)  
 1939 (2016)

2.95 (1970)  
 67 (1970)  
 40 (1970)  
 329 (2011)  
 23 (1996)  
 14 (1984)  
 8 (2001)  
 494.0 (2014)  
 2.11 (2004)  
 59 (1973)  
 95 (1970)  
 2 (1982)  
 10 (1983)  
 0 (1994, 1995)  
 7.29 (1978)  
 3.39 (1988)  
 7.01 (1970)

1482 (2014)  
 650 (2014)  
 45 (1980)  
 2211 (2014)  
 .964 (2014)  
 69 (2006)

## HITTING RECORDS

BATTING AVERAGE  
 HITS  
 RUNS  
 RUNS PER GAME  
 HOME RUNS  
 RUNS BATTED IN  
 DOUBLES  
 TRIPLES  
 EXTRA BASE HITS  
 TOTAL BASES  
 ON BASE PERCENTAGE  
 SLUGGING PERCENTAGE  
 WALKS  
 STRIKEOUTS  
 HIT BY PITCH  
 STOLEN BASES  
 STOLEN BASE EFFICIENCY  
 AT BATS

## PITCHING RECORDS

ERA  
 RUNS ALLOWED  
 EARNED RUNS ALLOWED  
 STRIKEOUTS  
 COMPLETE GAMES  
 SAVES  
 SHUTOUTS  
 INNINGS PITCHED  
 K/BB RATIO  
 WALKS  
 HITS ALLOWED  
 HIT BY PITCH  
 WILD PITCHES  
 BALKS  
 K/9 INN  
 BB/9 INN  
 H/9 INNING

## DEFENSIVE RECORDS


PUT OUTS  
 ASSISTS  
 ERRORS  
 TOTAL CHANCES  
 FIELDING %  
 DOUBLE PLAYS

## The Worsts

.207 (1973)  
 98 (1972)  
 49 (1973)  
 2.7 (1973)  
 1 (1970)  
 42 (1972)  
 9 (1972)  
 2 (1986)  
 16 (1972)  
 257 (1990)  
 .314 (1992)  
 .301 (1990)  
 50 (1973)  
 423 (2017)  
 1 (1972)  
 12 (1979)  
 .681 (1991)  
 493 (1973)

8.34 (1992)  
 441 (2009)  
 363 (2009)  
 62 (1972)  
 23 (2007, 2017)  
 0 (1990)  
 0 ('89, '00, '07)  
 115.0 (1972)  
 0.72 (1981)  
 250 (2006)  
 631 (2016)  
 90 (2014)  
 85 (2014)  
 14 (2006)  
 4.39 (1981)  
 8.20 (1982)  
 12.79 (2009)

550 (1983)  
 222 (1984)  
 132 (2000)  
 869 (1983)  
 .898 (1992)  
 13 (1986)



# Freshman Records • Pitching

## Victories

9 – Dave Pahucki (1999)  
 8 – Zach Hartman (2008)  
 6 – Tommy Miller (2016)  
 6 – Dave Fields (1996)  
**5 – Brendan White (2017)**  
 5 – Robert Tedesco (2010)  
 5 – Josh Copskey (2001)  
 5 – Ken Grant (2002)  
 5 – Jason Kiser (1999)

## Strikeouts

61 – Tim Christman (1994)  
 50 – Robert Tedesco (2010)  
 46 – Dave Pahucki (1999)  
 45 – Tommy Miller (2016)  
 45 – Ken Grant (2002)  
 43 – Justin Brantley (2010)  
 43 – Chris Gorton (1985)

## ERA

**(Minimum 25 Innings)**  
 1.47 – Neil Fryer (2011)  
 1.77 – Chris Gorton (1985)  
 2.21 – Ed Lewicki (2012)  
 2.45 – Jeremy Clausi (1994)  
 2.59 – Tim Christman (1994)

## Appearances

**20 – Danny Hobbs (2017)**  
 20 – Ed Lewicki (2012)  
 19 – Dylan D'Anna (2016)  
 19 – Neil Fryer (2011)  
 18 – Dale Szachewicz (2000)

## Games Started

**14 – Brendan White (2017)**  
 13 – Tommy Miller (2016)  
 13 – Justin Brantley (2010)  
 13 – Josh Copskey (2001)  
 12 – Dave Pahucki (1999)  
 11 – Matt Moberg (2006)

## Innings Pitched

86.2 – Tommy Miller (2016)  
 76.0 – Dave Pahucki (1999)  
 74.0 – Zach Hartman (2008)  
 70.1 – Josh Copskey (2001)  
**69.0 – Brendan White (2017)**


## Saves

**6 – Danny Hobbs (2017)**  
 6 – Dan Lazzaroni (2008)  
 3 – Dylan D'Anna (2016)  
 2 – Neil Fryer (2011)  
 2 – Craig Chaput (2005)  
 2 – Jason Kiser (1999)

## Complete Games

6 – Chris Gorton (1985)  
 6 – Dave Pahucki (1999)  
 5 – Zach Hartman (2008)  
 4 – Tim Christman (1994)  
 4 – Dennis Hogan (1992)

**Bold** = active player




Neil Fryer



Ed Lewicki



Zach Hartman



Justin Brantley

# Freshman Records • Hitting

## Games Played

59 – Dan Swain (2014)  
 58 – John Rooney (2011)  
 57 – Tyler Martis (2013)  
 57 – Tony Cipolla (2001)  
 57 – Blake Hanan (2001)  
 57 – Kevin Roberts (2001)

## Average

(Minimum 50 Plate Appearances)

.577 (41-71) – Gary Holle (1975)  
 .430 (86-200) – Dan Paolini (2009)  
 .418 (33-79) – Dave Smith (1976)  
 .397 (25-63) – Mark Massaroni (1974)  
 .376 (35-93) – Sean Dougherty (1999)

## Hits

86 – Dan Paolini (2009)  
 69 – Kevin Roberts (2001)  
 68 – Mike Fish (2010)  
 61 – Dan Swain (2014)  
 59 – John Rooney (2011)

## Runs Scored

49 – Tony Fiumefreddo (1995)  
 47 – Blake Hanan (2001)  
 42 – Dan Paolini (2009)  
 41 – John Rooney (2011)  
 39 – Dave Marek (1995)

## Home Runs

11 – Dan Paolini (2009)  
 9 – Joe Drpich (2015)  
 9 – Ryan Finn (2001)  
 5 – Alex Brickman (2017)  
 5 – Jake Willis (2005)  
 5 – Chris Alesio (1986)

## Runs Batted In

53 – Dan Paolini (2009)  
 50 – Ryan Finn (2001)  
 33 – Mike Fish (2010)  
 32 – Kevin Roberts (2001)  
 32 – Joe Drpich (2015)

## Doubles

14 – Jordan Folgers (2016)  
 14 – Kevin Quaranto (2008)  
 14 – Jake Willis (2005)  
 14 – Blake Hanan (2001)  
 12 – Dan Paolini (2009)  
 12 – Kevin Roberts (2001)  
 12 – Brian Schmotzer (2003)

## Triples

5 – Dave Marek (1995)  
 4 – Todd Donovan (1997)  
 4 – Tony Fiumefreddo (1995)  
 3 – Dan Paolini (2009)  
 2 – Kyle Baldani (2010)  
 2 – Jake Willis (2005)  
 2 – Pasquale Arace (1987)  
 2 – John Kaelin (1998)

## Walks

52 – Nick Spera (1997)  
 33 – Ryan Finn (2001)  
 29 – Todd Donovan (1997)  
 26 – Tony Cipolla (2001)  
 25 – Kevin Roberts (2001)

## Total Bases

137 – Dan Paolini (2009)  
 102 – Ryan Finn (2001)  
 89 – Kevin Roberts (2001)  
 88 – Mike Fish (2010)  
 84 – Jake Willis (2005)

## Extra Base Hits

26 – Dan Paolini (2009)  
 23 – Ryan Finn (2001)  
 21 – Jake Willis (2005)  
 19 – Joe Drpich (2015)  
 16 – Jordan Folgers (2016)  
 16 – Kevin Quaranto (2008)  
 16 – Blake Hanan (2001)  
 16 – Dave Howard (1986)

## Stolen Bases


36 – Todd Donovan (1997)  
 30 – Tony Fiumefreddo (1995)  
 23 – Blake Hanan (2001)  
 20 – Mike Fish (2010)  
 19 – Nick Spera (1997)

## Stolen Base Efficiency (Minimum 8 Attempts)


1.000 (8-8) – Tim Fleischman (1993)  
 1.000 (8-8) – Joe Niedrick (2000)  
 .952 (20-21) – Mike Fish (2010)  
 .937 (30-32) – Tony Fiumefreddo (1995)  
 .900 (9-10) – Chris Alesio (1986)

## Hit By Pitch


17 – Tony Cipolla (2001)  
 9 – Dan Swain (2014)  
 9 – Nick Spera (1997)  
 7 – Teddy Trymbiski (2009)  
 7 – Chris Klepps (2005)  
 7 – Ryan Finn (2001)  
 7 – Blake Hanan (2001)



Gary Holle



Dan Swain



Joe Drpich

# Siena Baseball All-Time Letterwinners

## A

Abernathy, Don ..... 1989-1992  
 Ahearn, Taylor ..... 2014-2015  
 Alesio, Chris ..... 1986-1989  
 Allen, Mike ..... 2010-2014  
 Alkinburgh, Scott ..... 1987-1989  
 Amador, Juan ..... 2008-2009  
 Ambury, Michael ..... 2005-2008  
 Amorosi, Chris ..... 2014-2017  
 Amorsano, Dennis ..... 1987-1990  
 Amyot, Norm ..... Pre 1970  
 Anderson, Jim .....  
 Anderson, Eric ..... 1995-1997  
 Anderson, Bob ..... 1987-1990  
 Arace, Pasquale ..... 1987-1990  
 Arasin, Justin ..... 2002, 2005  
 Arcaro, Canyon ..... 1992  
 Archer, Dave ..... Pre 1970  
 Atkins, Mike ..... 1983  
 Avella, Rick ..... 1962-1965  
 Avery, Bob ..... 1988-1990

## B

Baim, Eric ..... 1993-1996  
 Baldani, Kyle ..... 2010-2013  
 Ballas, Steve ..... 2003  
 Balkwill, Larry ..... 2010-2013  
 Baney, Joe "Tom" ..... 1972-1974  
 Bannell, George ..... 1984-1987  
 Barbato, Kyle ..... 2009-2010  
 Barnes, Shawn ..... 1995-1998  
 Barrett, Rich ..... 1997-1998  
**Barringer, Shane ..... 2017-Pres**  
 Batista, Greg ..... 2004-2005  
 Bauer, Jim ..... 1975  
 Bedard, Tom ..... 1978-1981  
 Bell, Tyler ..... 2011-2012  
**Bellomo, Ryan ..... 2015-Pres**  
 Bennett, Rich ..... 1998-2000  
 Berardo, Mark ..... Manager  
**Bishop, Jordan ..... 2015-Pres**  
 Bitter, Ryan ..... 2003  
 Bladel, Bob ..... 1977-1980  
 Blair, Corey ..... 1999-2000  
 Blasi, Richard ..... Pre 1970  
 Bogdanowicz, Eric ..... Pre 1970  
 Botticelli, John ..... 1963-1966  
 Borg, Steve ..... 1984-1987  
 Brantley, Justin ..... 2010-2013  
 Breault, Tim ..... 1996-1999  
 Brehm, Jerry ..... Pre 1970  
 Brennan, John ..... 1982-1985  
 Brennan, Steve ..... 1983-1985

Brennan, Pat ..... 1986  
 Broeker, Mike ..... 1993-1994  
 Brophy, Kevin ..... 1982  
 Brown, Dustin .....  
 Brown, Kevin ..... 1996-1999  
 Brucia, James ..... Pre 1970  
**Bruno, Nick, ..... 2017-Pres**  
 Buckley, Jim ..... 1999-2002  
 Budke, Bill ..... 1991  
 Bulich, Ron ..... 1985-1987  
 Buonocore, P.J. .... 1993-1996  
 Burg, Jack ..... Pre 1970  
 Burke, Ryan ..... 2007-2008  
 Burnett, Josh ..... 2002-2005  
 Bush, Tom ..... 1987  
 Byron, Pete ..... 1997

## C

Cabot, Jeremy ..... 1999-2003  
 Cabrera, Carlos ..... 2013  
 Cagianello, Dave ..... 1991-1992  
 Cahill, Phil ..... 2006-2009  
 Calhoun, Todd ..... 1983-1985  
 Camisasca, Ron ..... 1975  
 Caporale, Chris ..... Manager  
 Carucci, Andy ..... 2009-2010  
 Cardona, William ..... 2009-2012  
 Carpenter, ..... 1970  
 Carroll, Kevin ..... 1988-1989  
 Casey, George ..... 1972-1973  
 Castellani, Steve ..... 1999-2002  
 Cebek, Frank ..... 2007-2008  
 Chaput, Craig ..... 2005-2009  
 Chessare, Joe ..... 1981  
 Chiavelli, John ..... 1987  
 Chicosky, Frank ..... 1978-1979  
 Childrose, Tyler ..... 2015  
 Christman, Tim ..... 1994-1996  
 Cilento, Bill ..... 1998-2001  
 Cioffi, Lou ..... 1972-1975  
 Cipolla, Tony ..... 2001-2004  
 Cirlincione, Chris ..... 2008  
 Citro, Vincent ..... 2011-2014  
 Clark, Kevin ..... 1991-1994  
 Clausi, Jeremy ..... 1994-1997  
 Clemens, Khris ..... 1981-1984  
 Coco, Rob ..... 1990  
 Cohan, Mike ..... 2000  
 Coleman, Al ..... 1998-1999  
 Connors, Brett ..... 2013-16  
 Conley, Frank ..... Pre 1970  
 Copskey, Josh ..... 2001-2003  
 Corcoran, Jerry ..... 1979  
 Courage, Josh ..... 2002-2003

Coyne, Jim ..... 1963-1966  
 Cummings, Kyano ..... 2013-2016  
**Crimmin, Jonathan ..... 2017-Pres**  
 Crowello, Steve ..... 1984-1985  
 Currie, Todd ..... 1988-1991  
 Curson, Brandon ..... 2009

## D

D'Alessandro, John ..... 1995-1998  
**D'Anna, Dylan ..... 2016-Pres**  
 Davies, Dave ..... 1977-1978  
 Davis, ..... 1970  
 DeFilippis, Chris ..... 1999-2000  
 DeFilippo, Jason ..... 2006-2009  
 DeGaetano, Pete ..... Pre 1970  
 DeGregory, John ..... 1977-1979  
 DeLorenzo, Pat ..... 1976  
**DelSignore, Josh ..... 2017-Pres**  
 DeVecchio, Chris ..... 2000-2003  
 Dennis, Colton ..... 2014  
 DePaul, Guy ..... 1978, 1980  
 DerHagopian, Gary ..... 2007-2010  
 DeSarro, Joe ..... 1989  
 Devine, Dan ..... 1972-1974  
 Diaz, Rafael ..... 1998-2000  
 Dillard, Ian ..... 2016  
 Dillon, Mike ..... 2001  
 DiMartini, Scott ..... 2001  
 DiPetta, Don ..... 2008-2009  
 DiPippo, Dave ..... 1996  
 Disa, Mike ..... 1996  
 Dolan, Greg ..... 1992-1993  
 Dolan, Tom ..... Pre 1970  
 Dona, Fred ..... 1970  
 Donnelly, Steve ..... 1975-1976  
 Donovan, Todd ..... 1997-1999  
 Dopico, Dan ..... 2013  
 Dougherty, Sean ..... 1999-2000  
 Downey, Joe ..... 2001  
 Downing, Stu ..... 1992-1993  
 Doyle, Chris ..... 1982-1984  
**Drpich, Joe ..... 2015-Pres**  
 Duarte, Nick ..... 2014-2016  
 Dunn, Mike ..... 1989-1992  
 Dupuis, Jeff ..... 1985-1988  
 Durant, Zack ..... 2016  
**Durfee, Zach ..... 2017-Pres**  
 Durkin, Larry ..... 1970-1973  
 Duryea, Bill .....  
**E**

Eaton, George ..... 1969-1970  
 Esposito, Buster ..... 1984  
 Esquerra, Justin ..... 2014-2015

## F

Faiola, Jerry ..... 1990-1991  
 Farina, Joe ..... 1993-1995  
 Fay, Brian ..... 2012-2015  
 Feistel, Tony ..... 1983-1986  
 Fields, Dave ..... 1996-2000  
 Fila, Geoff ..... 1994  
 Filer, Joe ..... 1976  
 Finamore, ..... 1970  
 Finn, Ryan ..... 1999-2002  
 Fish, Brendan ..... 1992  
 Fish, Mike ..... 2010-2013  
 Fiumefreddo, Tony ..... 1995-1998  
 Flaherty, Jay ..... 1984-1987  
 Fleischman, Tim ..... 1993-1996  
 Flint, Shane ..... 1990-1991  
 Flynn, Tom ..... Pre 1970  
 Flynn, Bob ..... Pre 1970  
 Flynt, Bob ..... 1972  
 Folgers, Jordan ..... 2016-2017  
 Francisco, Dale .....  
 Franco, Fausto ..... 1999-2002  
 Fryc, Mark ..... 1972-1975  
 Fryer, Neil ..... 2011-2014  
 Fuller, Steve ..... 1985

## G

Gabrielsen, Bob ..... 1977  
 Gadomski, Dave ..... 1974-1975  
 Gadomski, Phil ..... 1985-1987  
 Gage, Matt ..... 2012-2014  
 Gaetani, Jim ..... 1987-1990  
 Gallagher, Dan ..... 1994  
 Gallagher, Terry ..... 1991  
 Garcia, Javier ..... 2013  
 Garry, Phil ..... 1973-1975  
 Gattozzi, Lou ..... 2004-2005  
 Gethoefer, Trey ..... 1998-1999  
 Getman, Dan ..... 1991-1992  
 Geyer, Andy ..... 1997-2000  
 Giansanti, Anthony ..... 2007-2010  
 Giard, Jeremy ..... 1996-1999  
 Gidaly, Matt ..... 2003-2006  
 Giselhardt, Tom ..... 1975  
 Goione, Max ..... 2016-2017  
 Gokey, Tom .....  
 Gordon, Bill .....  
 Goossens, Bryan ..... 2013-2016  
 Gorton, Chris ..... 1985-1989  
 Grad, Frank ..... 1993-1994  
 Grant, Ken ..... 2002-2006  
 Grasso, Joe ..... 1970  
 Grieco, Anthony ..... 1993

Grisanti, ..... 1973  
 Guido, Bob .....  
 Guinn, Adam ..... 2011

## H

Hampton, Shawn ..... 2003  
 Hanan, Blake ..... 2001-2003  
 Happ, Chris ..... 1997-1998  
 Harrell, Bill ..... Pre 1970  
 Hartman, Zach ..... 2008-2011  
 Hassett, Will ..... 2006-2009  
 Hawk, Kevin ..... 2006  
 Hayner, Ken ..... 1979-1982  
 Hayner, Norm ..... 1982-1985  
 Helm, Bob ..... 1977-1980  
 Hepp, Tom ..... 1971  
 Hildenbrand, Eric ..... 2003-2006  
**Hobbs, Danny ..... 2017-Pres**  
 Hoffmann, Dave ..... 2013-2016  
 Hogan, Dennis ..... 1994-1997  
 Hogan, Dave ..... 1992-1995  
 Holle, Gary ..... 1975-1976  
 Hopkin, John ..... 2009  
 Hopkins, Tom ..... 2005-2008  
 Howard, Jim ..... 1981-1984  
 Howard, Dave ..... 1986-1989  
 Hoyer, Ken ..... 1978-1979  
 Hudson, Kyle ..... 2008-2011  
 Hunt, Dick ..... 1971-1974  
 Huntington, Howard .....  
 Hurtado, Maikel ..... 2007-2008

## I

Iannotti, Louis ..... 2012

## J

Jachym, Matt ..... 1995  
 Jankowski, Eric ..... 1983  
 Jerard, Rich ..... 1971-1972  
 Jimenez, Yahriel ..... 2014-2015  
 Johnson, Craig ..... 1995-1997

## K

Kaden, Jim ..... 1990-1993  
 Kaelin, Jon ..... 1998  
 Kane, Mike ..... 1973  
 Kassekerk, Rob ..... 2000  
 Katleski, Dave ..... 1983  
 Kavovit, Jeff ..... 1987  
 Kean, Josh ..... 2001-2002  
**Kelly, Brian ..... 2016-Pres**  
 Keraney, Chris ..... 2012-2015  
 Keeler, Sean ..... 2006  
 Kellogg, John ..... 2010-2011

Kennedy, Kevin ..... 1990-1993  
 Kennedy, Tom .....  
 Kessing, Jim ..... 1964-1967  
 Khoury, Louis ..... 2002-2003  
 Kiltyka, Nick ..... 2005  
 Killeen, Tom ..... 1970-1971  
 Killiany, Jeff ..... 1990-1993  
 Kilmer, Malcolm ..... 1973-1975  
 King, Scott ..... 2003-2006  
 King, Ryan ..... 2005-2008  
 King, Gerry ..... 1972-1974  
 King, Jeff .....  
 Kirshner, Ken ..... 2011-2012  
 Kiser, Jason ..... 1999-2001  
 Kisselburgh, Jim ..... 1975  
 Kittler, Bill ..... 1983-1984  
 Klausner, Gerard ..... 1979  
 Klepps, Chris ..... 2005-2008  
 Knoff, Justin ..... 2000-2002  
 Kostanoski, Keith ..... 1994-1996  
 Kovanis, Al ..... 1970  
 Kuchark, Gary ..... 1997-2000  
 Kunkle, Brent ..... 2001-2003  
 Kutz, Al ..... 1963-1966

## L

LaBate, Jim ..... 1971-1973  
 Lake, Bill ..... 1982-1984  
 LaMattina, Jim ..... 1993-1996  
 Lager, Mike ..... 1999-2000  
 Lannan, John ..... 2003-2005  
 Lannon, Mike ..... 1972, 1974  
 LaRose, Frank ..... 1982-1984  
 Laux, Paul ..... 1983-1986  
 Lawrence, John ..... 1970  
 Lazarou, Isaak ..... 1995-1996  
 Lazio, Bill ..... 2003-2006  
 Lazzaro, Paul ..... 1996-1999  
 Lazzaroni, Dan ..... 2008-2009  
 LeMay, Jack ..... 1970  
 Lenihan, Jim ..... 1973  
 LeRoy, Marvin ..... 1979-1982  
 Levesque, Mark ..... 2017  
 Lewicki, Ed ..... 2012-2015  
 Lilienthal, Tom ..... 2002  
 Lodato, Dominick .....  
**Lowndes, Dan ..... 2015-Pres**  
 Lussier, Brian ..... 1991-1992  
 Lynch, Mark ..... 1991

# Siena Baseball All-Time Letterwinners

## M

**Madonna, Phil** . . . . . 2015-Pres  
 Mahoney, Chris . . . . . 2002-2003  
 Mallozzi, Mike . . . . . 1997-2000  
 Maney, . . . . . 1971  
 Marcellus, Craig . . . . . 2007-2010  
 Marek, Dave . . . . . 1995-1998  
 Mariano, Joe . . . . . 1986-1989  
 Marsallo, Anthony . . . . .  
 Martin, Jeff . . . . . 1979-1981  
 Martin, Dan . . . . . 1987  
 Martinez, Ryne . . . . . 2016  
 Martis, Tyler . . . . . 2013-2016  
 Martino, Bob . . . . . 1981  
 Massaroni, Mark . . . . . 1974-1977  
 Matthews, Tom . . . . . 1970-1971  
 McGrath, Jack . . . . . 1970  
 McGregor, Doug . . . . . 1987-1990  
 McLaughlin, Joe . . . . .  
 McShinsky, Rob . . . . . 1993-1996  
 Meehan, Pete . . . . . 1982-1984  
 Meindl, Jim . . . . . 2011-2014  
 Meisel, Paul . . . . . 1980-1981  
 Messenger, Nick . . . . . 2006-2009  
 Metz, Paul . . . . . 1980  
 Metzler, Ryan . . . . . 2012  
 Miccio, Ralph . . . . . 1970  
 Michaels, Jimmy . . . . . 1964-1967  
 Michalik, Karl . . . . . 1989  
 Miklas, Dan . . . . . 2007-2010  
 Miller, Doug . . . . . 1976-1978  
**Miller, Tommy** . . . . . 2016-Pres  
 Mills, T.D. . . . . 1997-1998  
 Moberg, Matt . . . . . 2006-2009  
 Monaco, Larry . . . . . 1982-1984  
 Morales, Rick . . . . . 2012-2015  
 Moran, Jim . . . . . 1973-1976  
 Moreau, . . . . . 1980  
 Moser, T.R. . . . . 2001  
 Mruzczek, Eric . . . . . 2007-2009  
 Mueller, Matt . . . . . 2002-2003  
 Mundell, Tim . . . . . 1981  
 Murphy, Bob . . . . . 1976-1979  
 Murray, James . . . . . 2012  
 Murray, Kevin . . . . . 1999-2000  
 Muscara, Corey . . . . . 2005-2006  
 Musicant, Ben . . . . . 2012

## N

Napoli, Tom . . . . . 1988-1991  
 Napolitano, Fonz . . . . . 1992-1995  
**Nardone, Domenic** . . . . . 2017-Pres  
 Natalie, Skip . . . . . 1970-1971  
 Neidrick, Joe . . . . . 2000  
 Nevins, Kevin . . . . . 1976-1979  
 Niles, Chuck . . . . . 1964-1967  
 Nicholson, Tom . . . . . 1977, 1980  
**Nolan, John** . . . . . 2016-Pres  
 Noonan, . . . . . 1980

## O

O'Brien, Bob . . . . . 1982-1984  
 O'Brien, Tom . . . . . 2013-2016  
 O'Kipney, Matt . . . . . 2011-2012  
 Oliva, Phil . . . . . 1992  
 O'Reilly, Neal . . . . . 1975  
 Orlando, Tony . . . . . 1987  
 Orlick, Mike . . . . . 2004-2005  
 Ortiz, Andres . . . . . 2013-2014  
 Ortland, Patrick . . . . . 2014-2017  
 Oslica, Larry . . . . . 1970  
 Ostrander, Mike . . . . . 1996-1999  
 Ott, Craig . . . . . 1981  
 Overstreet, Javon . . . . . 1993-1996

## P

Pacifico, James . . . . . 2004-2006  
 Pahucki, David . . . . . 1999-2002  
 Paolini, Dan . . . . . 2009-2011  
 Paradise, Tom . . . . . 1974-1977  
 Paris, Pete . . . . . 2005-2006  
 Parks, Jim . . . . . 1989-1992  
 Parks, Ron . . . . . 1989-1992  
 Parmenter, John . . . . .  
 Partigianoni, Dan . . . . . 1991-1992  
 Pasiaka, John . . . . . 2003  
 Pendleton, Dan . . . . . 2009-2012  
 Perez, Gabe . . . . . 2005-2006  
 Perry, Dave . . . . . 1993-1994  
 Phillips, Andy . . . . . 2000-2001  
 Pickett, Warren . . . . . 1978  
**Pierce, Matt** . . . . . 2017-Pres  
 Pilatich, Tony . . . . . 1977-1978  
 Pilatich, Jeff . . . . . 1989-1990  
 Pinto, Steve . . . . . 1987, 1990

Plantier, Mark . . . . . 1986-1989  
 Plunkett, Brian . . . . . 1975-1976  
 Polsky, Barry . . . . . 1991-1994  
 Poole, Jim . . . . . 1973  
 Poplawski, Ryan . . . . . 2009-2012  
 Potrikus, JJ . . . . . 2006  
 Price, Chuck . . . . . 1980-1981  
 Pugliano, Frank . . . . .

## Q

Quaranto, Kevin . . . . . 2008-2011  
 Quintana, Matt . . . . . 2012-2015

## R

Racca, Andy . . . . . 1992  
**Ramos, Nico** . . . . . 2017-Pres  
 Reardon, Jeff . . . . . 1997-2000  
 Reardon, John . . . . . 1982  
 Reddy, Scott . . . . . 1996-1997  
 Reickert, Lee . . . . . 1970  
 Reid, Trevor . . . . . 2004-2006  
 Rich, Jason . . . . . Manager  
 Riecke, Scott . . . . . 1993  
 Riggi, Tony . . . . . 1981  
 Rikert, Dusty . . . . . 1993  
 Riley, Jim . . . . . 1979-1982  
 Ringer, Dave . . . . . 1979  
 Ripchik, P.J. . . . .  
 Rivera, Moises . . . . . 2007-2008  
 Roberti, Roy . . . . . 1983  
 Roberts, Kevin . . . . . 2001-2003  
 Roberts, Mike . . . . . 1996-1997  
 Rogers, Chris . . . . . 1974-1976  
 Ronkese, Frank . . . . . 1979-1981  
 Rooney, John . . . . . 2011-2014  
 Rose, . . . . . 1980  
 Roy, Randy . . . . . 1990  
 Ruane, Mike . . . . . 1972-1974

## S

Sanborn, Mark . . . . . 2001-2002  
 Santulski, Paul . . . . . 1963-1966  
 Sawyer, Andrew . . . . . 2009-2012  
 Saullo, Dan . . . . . 1988-1991  
 Scala, Justin . . . . . 2014-2016  
 Scarpinato, Joe . . . . . 1991-1993  
 Scattareggia, Nick . . . . . 1986-1989  
 Schiraldi, Ben . . . . . 1976-1977  
 Schmitz, . . . . . 1970  
 Schmotzer, Brian . . . . . 2003-2006  
 Schulze, Eric . . . . . 1990  
 Scott, Eric . . . . . 1995-1996  
 Seifert, Paul . . . . . 1991-1993  
 Seltzer, Rick . . . . . 2005-2008  
 Serbalik, Mike . . . . . 1990-1992  
 Sgro, Drew . . . . . 2006  
 Shepardson, Tom . . . . . 1981-1984  
 Shields, Tom . . . . . 1970  
 Silva, Jay . . . . . 1979-1980  
 Simone, Ralph . . . . . 1976  
 Smith, Mark . . . . . 1998-2001  
 Smith, Dave . . . . . 1976-1978  
 Smith, Chet . . . . . 1978-1981  
 Snyder, Kevin . . . . . 2005-2006  
 Sohl, Chuck . . . . . 1979-1981  
 Sohl, C.J. . . . . 2009-2012  
 Sottile, Shaun . . . . . 1986-1989  
 Spaeth, Kevin . . . . . 1990-1991  
 Spera, Nick . . . . . 1997-2000  
 Staschak, Dave . . . . . 1977-1980  
 Stec, Paul . . . . . 1977  
 Stefaniak, Ryan . . . . . 2015-2016  
 Stento, Nicco . . . . . 2009-2012  
 Sterling, Ed . . . . . 1976-1977  
 Sullivan, Dan . . . . . 2012-2013  
 Summer, Todd . . . . . 1993-1996  
 Sumple, Kyle . . . . . 2008-2011  
**Sutera, Tom** . . . . . 2016-Pres  
 Sutherland, Tom . . . . . 1976  
 Swain, Dan . . . . . 2014-2017  
 Synakowski, Gary . . . . . 1985  
 Szachewicz, Dale . . . . . 2000-2003

## T

Tagliaferri, Mike . . . . . 1979-1980  
 Tapia, Carlos . . . . . 2014-2016  
 Tarantino, Gary . . . . . 2001-2003  
 Tedesco, Robert . . . . . 2010-2011  
 Tellstone, Jon . . . . . 1990-1992  
 Thompson, Bob . . . . . 1978-1981  
 Thompson, Chuck . . . . .  
 Thompson, James . . . . .  
 Tilton, Ira . . . . . 1994-1996  
 Todd, Joe . . . . . 1971-1973  
 Towne, Ben . . . . . 1999  
 Trembly, Bernie . . . . . 1963-1966  
 Trymbiski, Teddy . . . . . 2009-2012  
 Traversa, Brian . . . . . 1986-1989  
 Tuccio, Alex . . . . . 2014-2016  
 Turnbull, Craig . . . . . 1984-1987  
 Twiss, Ed . . . . .

## U

Unson, John . . . . . 1986-1987

## V

Vaccarino, Chuck . . . . . 1985-1988  
 Vahey, Joe . . . . . 1986  
 Vaida, Chuck . . . . . 1996-1998  
 Valletta, Len . . . . . 1981-1982  
 Vasquez, Dan . . . . . 2014-2016  
 Venditti, Mike . . . . . 1983-1986  
 Vinchiarello, Chris . . . . . 1996  
 Vines, Rick . . . . . 1977  
 Vitalone, Matt . . . . . 2005  
 Vopal, John . . . . . 1992-1994

## W

Wade, Ryan . . . . . 1999  
 Ward, Kevin . . . . . 1988-1990  
 Weber, Fred . . . . .  
 Weingart, Dan . . . . . 2003  
 Wells, Andy . . . . . 2006  
 Wells, Kevin . . . . . 2001-2003  
 Wengert, Brent . . . . . 1999-2002  
 Werdesheim, Jake . . . . . 2010-2013  
**White, Brendan** . . . . . 2017-Pres  
 Wilders, Paul . . . . . 1993-1996  
 Wilkes, John . . . . . 2003-2006  
 Williams, Al . . . . . 2007-2010  
 Williams, Mike . . . . . 2012-2014  
 Willis, Jake . . . . . 2005-2008  
 Wilson, Greg . . . . . 2011  
 Winogradoff, Alex . . . . . 1991  
 Winter, Tom . . . . . 1982-1984  
 Witt, Lou . . . . .  
 Wolyniec, Nick . . . . . 2013  
 Woods, Steve . . . . . 1971, 1973-74  
 Wotherspoon, Bryan . . . . . 2007

## Y

Young, Pete . . . . .

## Z

Zampier, Greg . . . . . 1978-1981  
 Zeccola, Mark . . . . . 1983  
**Zehnauer, Tim** . . . . . 2016-Pres  
 Ziobrowski, Joe . . . . . 1983-1986  
 Zmudowski, Jason . . . . . 2000  
 Zurlo, Paul . . . . . 1990-1991