


SIENA

BASKETBALL

RECORD BOOK



RONALD MOORE
All-time
assists leader




MARC BROWN
All-time leading scorer

RYAN ROSSITER
All-time leading
rebounder




UPDATED THROUGH THE 2016-17 SEASON

Editor's Note: Siena began play at the Division I level in 1976-77. Records set prior to Siena's Division I years are denoted with **bold** type. In those cases, the Division I record appears in regular type following the all-time record. Records set in 2016-17 are denoted with **bold italic** type.



Marc "Showbiz" Brown is the Saints' all-time leading scorer. He was also the catalyst in the Saints' first NIT win and the first NCAA win.



Doremus Bennerman

FIRSTS

- First Game 1938 vs. Niagara (Rochester) (52-47)
- First Win 1938 vs. Niagara (Rochester) (52-47)
- 100th Win Feb. 2, 1949 vs. Iona (51-45)
- 200th Win Feb. 14, 1956 vs. Saint Peter's (70-56)
- 300th Win March 3, 1968 vs. St. John Fisher (98-87)
- 400th Win Dec. 29, 1976 vs. Albany State (91-86)
- 500th Win Dec. 13, 1983 vs. Wagner (69-43)
- 600th Win Jan. 14, 1989 vs. Vermont (69-58)
- 700th Win Jan. 3, 1994 vs. Northeastern (86-71)
- 800th Win Feb. 21, 2000 vs. Saint Peter's (95-72)
- 900th Win Nov. 27, 2006 at NJIT (64-40)
- 1,000th Win Jan. 3, 2011 vs. Iona (73-67)
- First Division I Game Nov. 27, 1976 vs. Boston U. (L, 88-100)
- First Division I Win Dec. 1, 1976 vs. Iona (95-87)
- 50th Division I Win March, 1980 vs. Long Island (80-78)
- 100th Division I Win Jan. 21, 1984 vs. Loyola (74-71)
- 150th Division I Win Feb. 25, 1986 vs. Vermont (80-65)
- 200th Division I Win Jan. 12, 1989 vs. Niagara (101-76)
- 250th Division I Win Feb. 12, 1991 vs. Niagara (87-68)
- 300th Division I Win Dec. 28, 1993 vs. Kent State (78-53)
- 350th Division I Win Jan. 27, 1998 vs. Marist (75-73)
- 400th Division I Win Feb. 13, 2000 vs. Marist (91-81)
- 450th Division I Win Jan. 4, 2003 vs. Providence (89-81)
- 500th Division I Win Nov. 27, 2006 at NJIT (64-40)
- 550th Division I Win Jan. 1, 2009 vs. Fairfield (87-81)
- 600th Division I Win Nov. 19, 2011 at Mount St. Mary's (65-53)
- 650th Division I Win Feb. 12, 2015 at Marist (66-64)
- 100th MAAC Win Feb. 21, 2000 vs. Saint Peter's (95-72)
- 150th MAAC Win Jan. 19, 2006 vs. Saint Peter's (77-69)
- 200th MAAC Win Dec. 31, 2009 vs. Saint Peter's (64-53)
- 250th MAAC Win Jan. 23, 2015 vs. Marist (69-60)
- First NIT Game March 17, 1988 vs. Boston College (W, 73-65)
- First NIT Win March 19, 1991 vs. Fairleigh Dickinson (90-85)
- First NCAA Tournament Game March 16, 1989 vs. Stanford (W, 80-78)
- First NCAA Tournament Win March 16, 1989 vs. Stanford (80-78)

INDIVIDUAL CAREER

Most Points Scored	2,284, Marc Brown (1987-91)
Best Scoring Average	20.6, Gary Holle Sr. (1974-76) 18.6, (2,284/123 games), Marc Brown (1987-91)
Most Field Goals Made	850, Marc Brown (1987-91)
Most Field Goals Attempted	1,766, Marc Brown (1987-91)
Best Field Goal Percentage	58.1, (531-914), Lee Matthews (1989-93)
Most 3-Point Goals Made	293, Scott Knapp (1997-01)
Most 3-Point Goals Attempted	726, Scott Knapp (1997-01)
Best 3-Point Percentage	44.9, Jim Cantamessa (1996-00)
Most Free Throws Made	579, Doremus Bennerman (1990-94)
Most Free Throws Attempted	783, Alex Franklin (2006-10)
Best Free-Throw Percentage	89.1, (238-267), Scott Knapp (1997-01)
Most Rebounds	1,151, Ryan Rossiter (2007-11)
Most Assists	823, Ronald Moore (2006-10)
Most Steals	248, Kenny Hasbrouck (2005-09)
Most Blocked Shots	235, Monty Henderson (1985-89)
Most Games Played	<i>137, Brett Bisping (2012-17)</i>
Most Winning Games	97, Ronald Moore, Alex Franklin, Edwin Ubiles
Most Games Started	129, Kenny Hasbrouck (2005-09) 129, Ronald Moore (2006-10)

INDIVIDUAL SEASON

Most Points Scored	858, Doremus Bennerman (1993-94)
Best Scoring Average	26.0, Doremus Bennerman (1993-94)
Most Field Goals Made	289, Marc Brown (1990-91)
Most Field Goals Attempted	602, Marc Brown (1990-91)
Best Field Goal Percentage	62.4%, (123-197), Ryan Rossiter (2008-09)
Most 3-Point Field Goals Made	102, Doremus Bennerman (1993-94)
Most 3-Point Field Goals Attempted	259, Dwayne Archbold (2001-02)
Best 3-Point Percentage*	56.4, (66-117), Jim Cantamessa (1997-98)
Most Free Throws Made	248, Doremus Bennerman (1993-94)
Most Free Throws Attempted	286, Doremus Bennerman (1993-94)
Best Free-Throw Percentage	93.4, (57-61), Scott Knapp (1998-99)
Most Rebounds	408, Ryan Rossiter (2010-11)
Best Rebound Average	19.2, Jack Mulvey (1964-65) 13.2 (408/31 games), Ryan Rossiter (2010-11)
Most Assists	261, Ronald Moore (2009-10)
Most Steals	77, Kenny Hasbrouck (2007-2008)
Most Blocked Shots	86, Monty Henderson (1988-89)
Most Games Played	38, Rob Poole, Brett Bisping, Lavon Long Marquis Wright, Evan Hymes, Maurice White, and Imoh Silas (2013-14)

*Led Nation

INDIVIDUAL SINGLE GAME

Most Points Scored	51, Doremus Bennerman vs. Kansas State (3-30-94)
Most Field Goals Made	20, Bob Hermann vs. Cortland St. (1968-69) 17, Lee Matthews vs. Iona (2-13-93)
Most Field Goals Attempted	29, Eric Banks vs. St. Francis (N.Y.) (1-7-84)
Best Field Goal Percentage	1.000, (8-8), Brian Bidlingmyer vs. Holy Cross (12-4-93) 1.000, (7-7), Lavon Long at Canisius (1-24-16) 1.000, (7-7), Marcus Faison vs. Loyola (2-15-98)
Most 3-Point Field Goals Made	9, Jim Secretarski vs. Iona (1-19-95)
Most 3-Point Field Goals Attempted	19, Doremus Bennerman vs. Niagara (2-19-94)
Best 3-Point Percentage	1.000, (6-6), Jim Cantamessa vs. Rider (2-22-98) 1.000, (6-6), Tay Fisher vs. Vanderbilt (3-21-08)
Most Free Throws Made	27, Doremus Bennerman vs. Kansas State (3-30-94)
Most Free Throws Attempted	30, Doremus Bennerman vs. Kansas State (3-30-94)
Best Free-Throw Percentage	1.000, (15-15), Frank Ryan vs. RPI (12-4-63) 1.000 (12-12) Rob Poole vs. Vermont (11-17-14) 1.000, (12-12), Tommy Mitchell at Fairfield (1-30-03) 1.000, (12-12), Dwayne Archbold vs. Niagara (12-8-01)
Most Rebounds	30, Jack Mulvey (1964-65) 26, Nelson Richardson vs. Manhattan (1976-77)
Most Assists	15, Marc Brown vs. Army (2-3-90)
Most Steals	10, Brian Bidlingmyer vs. Loyola (1-15-94)
Most Blocked Shots	9, Monty Henderson vs. New Hampshire (1-30-89)

TEAM RECORDS

POINTS

SEASON

Fewest Points Scored **448 (10 games) (1938-39)**
 1,681 (27 games) (1995-96)
 Most Points Scored 2,829 (35 games) (1990-91)
 Most Points Yielded 2,662 (38 games) (2013-14)
 Scoring Average 86.6 (2,686/31 games) (1998-99)

GAME

Fewest Points Scored . . . **23 vs. St. Bonaventure (1942-43)**
 40 vs. St. John's (12/25/83)
 40 vs. Manhattan (1/25/96)
 Most Points Scored **129 vs. St. Michael's (1973-74)**
 126 vs. Drexel (2/20/78)
 Fewest By Opponent **16 by Cobleskill (1938-39)**
 39 vs. Manhattan (2/26/97)
 40 by NJIT (11/27/06)
 42 by Suffolk (12/22/83)
 42 by Loyola (Md.) (1/11/91)
 Most By Opponent 144 by Syracuse (1/17/88)
 Combined Points 241 (126-115) vs. Drexel (2/20/78)

FIELD GOALS

SEASON

Made 1,007 (2008-09)
 Attempted 2,165 (2013-14)
 Best Field Goal Percentage 52.6 (790-1503) (1980-81)


GAME

Made **52 vs. St. Michael's (1973-74)**
 45 (45-81) vs. Vermont (12/28/87)
 Attempted **101 vs. Potsdam State (1975-76)**
 95 (36-95) Saint Francis (N.Y.) (1/6/79)
 Percentage 75.5 (37-49) vs. New Hampshire (2/28/81)

LONGEST DIVISION I WINNING STREAKS

1. 15 games (2009-10)
2. 14 games (1988-89)
3. 9 games (1985-86)
- 9 games (1990-91)
- 9 games (1998-99)
- 9 games (1999-00)
7. 8 games (2008-09)
- 8 games (2006-07)
9. 7 games (1986-87)
- 7 games (2007-08)
11. 6 games (1977-78)
- 6 games (1984-85)
- 6 games (1987-88)*
- 6 games (2002-03)

*The 1987-88 Siena team posted three separate six-game winning streaks



Bruce Schroeder

3-POINTERS

SEASON

Made 283 (283-721) (1998-99)
 Attempted 722 (250-722) (2001-02)
 Best Percentage 43.8 (214-489) (1988-89)

GAME

Made 18 vs. Saint Peter's (12/4/99)
 Attempted 38 vs. Radford (12/30/89)
 Best Percentage 75.0 (6-8) vs. Hartford (1/31/87)

FREE THROWS

SEASON

Made 672 (672-854) (1998-99)
 Attempted 903 (2013-14)
 Best Percentage 80.3* (574-715) (1997-98)

GAME

Made **44 vs. Louisville (1953-54)**
 40 (40-49) vs. Syracuse (1/7/79)
 Attempted 52 vs. Drexel (2/20/78)
 Best Percentage . . . 1.000 (16-16) vs. Evansville (12/23/89)
 (16-16) vs. La Salle (12/7/91)

*Led Nation

REBOUNDS

SEASON

Most Rebounds 1,429 (2013-14)

GAME

Most Rebounds **75 vs. Potsdam State (1/28/76)**
 70 vs. RPI (1976-77)

ASSISTS

SEASON

Most Assists 534 (2008-09)

GAME

Most Assists 33 vs. Canisius (1977-78)
 33 vs. Syracuse (1/2/88)

FOULS

SEASON

Most Personal Fouls 854 (2013-14)

GAME

Most Personal Fouls 39 at Canisius (2/4/99)

GAMES

SEASON

Most Games 38 (20-18) (2013-14)
 Fewest Games **10 (8-2) (1938-39)**
 24 (9-15) (1976-77)
 Most Wins 27 (27-7) 2009-10
 27 (27-8) 2008-09
27 (27-5) (1949-50)
 25 (1988-89), (1990-91), (1993-94), (1998-99)
 Most Losses 24 (6-24) (2004-05)

BLOCKED SHOTS

SEASON

Most Blocked Shots 193 (1987-88)

GAME

Most Blocked Shots 14 vs. Maine (2/19/87)

STEALS

SEASON

Most Steals 320 (2007-08)

1,000-POINT SCORERS


1. MARC BROWN • 2,284



Year	FG	FGA	PCT	FT	FTA	PCT	GP	TP	AVG
1987-88	160	303	.528	55	77	.714	29	395	13.2
1988-89	215	444	.484	90	114	.789	30	584	19.5
1989-90	186	417	.446	60	74	.811	29	489	16.9
1990-91	289	602	.480	155	194	.799	35	816	23.3
Totals	*850	1766	.481	360	459	.784	123	2284	18.6

*Includes 224 3-point field goals

2. DOREMUS BENNERMAN • 2,109



Year	FG	FGA	PCT	FT	FTA	PCT	GP	TP	AVG
1990-91	70	165	.424	75	90	.833	35	243	6.9
1991-92	147	362	.406	135	155	.871	28	473	16.9
1992-93	180	401	.449	121	143	.846	29	535	18.4
1993-94	254	577	.440	248	286	.867	33	858	26.0
Totals	*651	1505	.433	579	674	.859	125	2109	16.9

*Includes 228 3-point field goals

3. EDWIN UBILES • 1,939

Year	FG	FGA	PCT	FT	FTA	PCT	GP	TP	AVG
2006-07	160	323	.495	38	53	.717	32	377	11.8
2007-08	231	439	.526	81	115	.704	34	577	17.0
2008-09	208	422	.493	89	140	.636	35	526	15.0
2009-10	188	398	.472	54	82	.659	32	459	15.3
Totals	*787	1582	.497	262	390	.672	133	1939	14.8

*Includes 103 3-point field goals

4. KENNY HASBROUCK • 1,917

Year	FG	FGA	PCT	FT	FTA	PCT	GP	TP	AVG
2005-06	118	255	.463	79	97	.814	28	346	12.4
2006-07	182	383	.475	108	137	.788	32	513	16.0
2007-08	199	450	.442	92	128	.719	34	546	16.1
2008-09	192	472	.407	71	108	.657	35	512	14.6
Totals	*691	1560	.443	350	470	.745	129	1917	14.9

*Includes 185 3-point field goals

5. ALEX FRANKLIN • 1,730

Year	FG	FGA	PCT	FT	FTA	PCT	GP	TP	AVG
2006-07	89	148	.601	89	132	.674	32	267	8.3
2007-08	158	278	.568	123	186	.661	29	439	15.1
2008-09	171	304	.563	135	218	.619	35	477	13.6
2009-10	191	344	.555	165	247	.668	34	547	16.1
Totals	609	1074	.567	512	783	.654	130	1730	13.3

6. MARCUS FAISON • 1,697

Year	FG	FGA	PCT	FT	FTA	PCT	GP	TP	AVG
1996-97	63	154	.409	59	80	.758	26	202	7.8
1997-98	155	304	.510	118	149	.792	29	468	16.1
1998-99	162	304	.533	102	144	.708	31	457	14.7
1999-00	185	389	.476	154	206	.748	33	570	17.3
Totals	*565	1151	.491	433	579	.748	119	1697	14.3

*Includes 134 3-point field goals

7. JEFFREY ROBINSON • 1,657

Year	FG	FGA	PCT	FT	FTA	PCT	GP	TP	AVG
1986-87	86	201	.428	93	121	.796	28	273	9.8
1987-88	121	247	.490	78	116	.672	26	357	13.7
1988-89	191	394	.485	140	189	.741	30	595	19.8
1989-90	132	329	.401	108	142	.761	29	432	14.9
Totals	*530	1171	.453	419	568	.738	113	1657	14.7

*Includes 178 3-point field goals

8. DWAYNE ARCHBOLD • 1,644

Year	FG	FGA	PCT	FT	FTA	PCT	GP	TP	AVG
1998-99	74	176	.420	43	65	.662	31	218	7.0
1999-00	75	209	.359	73	91	.802	33	249	7.5
2000-01	150	313	.479	121	167	.725	31	462	14.9
2001-02	231	553	.418	154	187	.824	36	715	19.9
Totals	*530	1251	.420	391	510	.770	130	1644	12.7

*Includes 193 3-point field goals

9. MICHAEL HADDIX • 1,594

Year	FG	FGA	PCT	FT	FTA	PCT	GP	TP	AVG
2002-03	163	313	.521	114	166	.687	32	440	13.8
2003-04	179	373	.480	94	150	.627	29	452	15.6
2004-05	67	152	.441	45	76	.592	12	179	14.9
2006-07	205	365	.562	113	168	.673	32	523	16.3
Totals	614	1203	.510	366	560	.654	105	1594	15.2

10. MARQUIS WRIGHT • 1,546

Year	FG	FGA	PCT	FT	FTA	PCT	GP	TP	AVG
2013-14	120	284	.423	83	119	.697	38	330	8.7
2014-15	138	322	.429	97	142	.683	31	386	12.5
2015-16	95	222	.428	59	72	.819	19	275	14.5
2016-17	191	467	.409	120	163	.736	33	555	16.8
Totals	544*	1295	.420	359	496	.724	121	1,546	12.8

*Includes 99 3-point field goals

11. BRETT BISPING • 1,528

Year	FG	FGA	PCT	FT	FTA	PCT	GP	TP	AVG
2012-13	25	67	.373	20	24	.833	25	80	3.2
2013-14	156	302	.517	114	151	.755	38	438	11.5
2014-15	18	38	.474	14	19	.737	6	52	8.7
2015-16	180	389	.463	140	176	.795	34	540	15.9
2016-17	153	320	.478	80	107	.748	34	418	12.3
Totals	532*	1116	.477	268	477	.771	137	1528	11.2

*Includes 96 3-point field goals

12. ROB POOLE • 1,493

Year	FG	FGA	PCT	FT	FTA	PCT	GP	TP	AVG
2011-12	70	205	.341	45	64	.703	31	217	7.0
2012-13	103	273	.377	66	89	.742	28	329	11.8
2013-14	177	429	.413	131	171	.766	38	556	14.6
2014-15	119	301	.395	98	117	.838	28	391	14.0
Totals	*469	1,208	.388	340	441	.771	125	1,493	11.9

*Includes 215 3-point field goals

13. RYAN ROSSITER • 1,457

Year	FG	FGA	PCT	FT	FTA	PCT	GP	TP	AVG
2007-08	24	71	.338	17	33	.515	34	66	1.9
2008-09	123	197	.624	94	119	.790	34	340	10.0
2009-10	172	301	.571	125	163	.767	34	470	13.8
2010-11	206	440	.468	166	211	.787	31	581	18.7
Totals	*525	1009	.520	402	526	.764	133	1457	11.0

*Includes five 3-point field goals

14. ERIC BANKS, 1,432

Year	FG	FGA	PCT	FT	FTA	PCT	GP	TP	AVG
1982-83	56	118	.475	36	55	.655	24	148	6.2
1983-84	196	383	.512	69	88	.784	28	461	16.5
1984-85	157	359	.450	54	77	.701	29	368	12.7
1985-86	172	388	.443	111	142	.782	29	455	15.7
Totals	581	1238	.468	270	362	.746	110	1432	13.0

1,000-POINT SCORERS

15. FRED SHEAR • 1,400

Year	FG	FGA	PCT	FT	FTA	PCT	GP	TP	AVG
1970-71	205	436	.470	111	176	.631	25	521	20.8
1971-72	154	317	.486	105	140	.750	21	413	19.6
1972-73	190	388	.490	86	126	.683	23	466	20.3
Totals	549	1141	.481	302	442	.683	69	1400	20.3

16. DOUG POETZSCH • 1,398

Year	FG	FGA	PCT	FT	FTA	PCT	GP	TP	AVG
1981-82	67	109	.615	50	67	.746	27	184	6.8
1982-83	106	198	.535	79	106	.745	28	291	10.4
1983-84	143	285	.502	90	132	.682	28	376	13.4
1984-85	184	333	.553	179	245	.731	29	547	18.9
Totals	500	925	.541	398	550	.724	112	1398	12.3

17. SCOTT KNAPP • 1,381

Year	FG	FGA	PCT	FT	FTA	PCT	GP	TP	AVG
1997-98	109	275	.395	63	70	.900	29	357	12.3
1998-99	107	254	.421	57	61	.934	31	343	11.1
1999-00	79	210	.376	38	46	.826	28	258	9.2
2000-01	130	317	.410	80	90	.889	31	423	13.6
Totals	*425	1056	.400	238	267	.890	119	1381	11.6

*Includes 293 3-point field goals

18. LAVON LONG • 1,379

Year	FG	FGA	PCT	FT	FTA	PCT	GP	TP	AVG
2013-14	125	294	.425	106	147	.721	38	359	9.4
2014-15	102	222	.459	69	97	.711	27	280	10.4
2015-16	112	232	.483	122	161	.758	33	350	10.6
2016-17	140	268	.522	97	128	.758	31	390	12.6
Totals	479*	1016	.471	394	533	.739	129	1379	10.7

*Includes 27 3-point field goals

19. LEE MATTHEWS • 1,365

Year	FG	FGA	PCT	FT	FTA	PCT	GP	TP	AVG
1989-90	95	159	.597	51	79	.646	29	241	8.3
1990-91	98	170	.576	65	98	.663	35	261	7.5
1991-92	145	268	.541	92	145	.634	29	382	13.2
1992-93	193	317	.609	95	145	.655	29	481	16.6
Totals	531	914	.580	303	467	.650	122	1365	11.2

20. STEVE WALTERS • 1,346

Year	FG	FGA	PCT	FT	FTA	PCT	GP	TP	AVG
1972-73	69	142	.486	20	37	.541	10	158	15.8
1973-74	192	410	.468	61	97	.629	26	445	17.1
1974-75	129	281	.459	53	84	.631	20	311	15.6
1975-76	192	403	.476	48	80	.600	22	432	19.6
Totals	582	1236	.471	182	298	.611	78	1346	17.3

21. EVAN HYMES • 1,338

Year	FG	FGA	PCT	FT	FTA	PCT	GP	TP	AVG
2011-12	132	346	.382	90	115	.783	31	415	13.4
2012-13	101	303	.333	67	89	.753	31	328	10.6
2013-14	101	276	.366	87	105	.829	38	324	8.5
2014-15	119	301	.395	98	117	.838	28	391	14.0
Totals	422	1,138	.371	314	403	.779	130	1,338	10.3

22. STEVE McCOY • 1,334

Year	FG	FGA	PCT	FT	FTA	PCT	GP	TP	AVG
1985-86	129	282	.457	101	130	.777	29	359	12.4
1986-87	115	221	.520	61	86	.709	29	292	10.1
1987-88	144	271	.531	66	89	.742	29	354	12.2
1988-89	119	222	.536	91	118	.771	30	329	11.0
Totals	*507	996	.509	319	423	.754	117	1334	11.4

*Includes one 3-point field goal

23. JAVION OGUNYEMI • 1,327

Year	FG	FGA	PCT	FT	FTA	PCT	GP	TP	AVG
2013-14	22	69	.319	12	28	.429	30	56	1.9
2014-15	119	218	.546	50	90	.556	31	288	9.3
2015-16	182	335	.543	136	201	.677	34	507	14.9
2016-17	176	329	.535	119	189	.630	34	476	14.0
Totals	499*	951	.525	317	508	.624	129	1327	10.3

*Includes 12 3-point field goals

24. JIM CANTAMESSA • 1,316

Year	FG	FGA	PCT	FT	FTA	PCT	GP	TP	AVG
1996-97	51	124	.411	47	57	.825	27	172	6.4
1997-98	127	266	.477	86	98	.878	29	406	14.0
1998-99	108	255	.424	84	100	.840	31	355	11.5
1999-00	122	266	.459	86	102	.843	33	383	11.6
Totals	*408	911	.448	303	357	.849	120	1316	11.0

*Includes 197 3-point field goals

25. ROD BROOKS • 1,315

Year	FG	FGA	PCT	FT	FTA	PCT	GP	TP	AVG
1971-72	168	386	.435	101	134	.754	26	437	16.8
1972-73	148	308	.481	60	93	.645	23	356	15.5
1973-74	208	386	.539	106	123	.862	26	522	19.3
Totals	524	1080	.485	267	350	.763	85	1315	15.5

26. BRUCE SCHROEDER • 1,290

Year	FG	FGA	PCT	FT	FTA	PCT	GP	TP	AVG
1988-89	27	45	.600	24	32	.750	28	85	3.0
1989-90	125	232	.539	55	75	.733	29	322	11.1
1999-91	148	317	.467	106	135	.785	35	433	12.4
1991-92	143	319	.448	135	174	.776	29	450	15.5
Totals	*443	913	.485	320	416	.769	121	1290	10.7

*Includes 84 3-point field goals

27. COREY OSINSKI • 1,288

Year	FG	FGA	PCT	FT	FTA	PCT	GP	TP	AVG
1996-97	67	167	.401	38	55	.691	27	196	7.3
1997-98	86	191	.450	51	67	.761	29	236	8.1
1998-99	136	252	.540	152	174	.874	31	436	14.1
1999-00	155	280	.544	96	120	.800	31	420	13.5
Totals	*444	890	.499	337	416	.810	118	1288	10.9

*Includes 63 3-point field goals

28. PROSPER KARANGWA • 1,274

Year	FG	FGA	PCT	FT	FTA	PCT	GP	TP	AVG
1999-00	49	104	.471	12	26	.462	32	124	3.9
2000-01	91	209	.435	43	60	.717	31	243	7.8
2001-02	126	292	.432	92	113	.814	34	377	11.1
2002-03	169	418	.404	145	171	.848	32	530	16.6
Totals	*435	1023	.425	292	370	.789	129	1274	9.9

*Includes 112 3-point field goals

29. O.D. ANOSIKE • 1,259

Year	FG	FGA	Pct	FT	FTA	Pct	GP	Pts	AVG
2009-10	36	70	.514	20	54	.370	34	92	2.7
2010-11	114	231	.494	49	109	.450	31	277	8.9
2011-12	184	351	.524	97	173	.561	31	465	15.0
2012-13	159	318	.500	106	195	.544	32	425	13.3
TOTAL	493	970	.508	272	531	.512	128	1259	9.8

1,000-POINT SCORERS

30. BOB HERMANN • 1,258

Year	FG	FGA	PCT	FT	FTA	PCT	GP	TP	AVG
1967-68	151	338	.447	42	52	.808	25	344	13.8
1968-69	200	441	.454	94	117	.803	23	494	21.4
1969-70	159	NA		102	NA		22	420	19.7
Totals	510			238			70	1258	18.0

31. MICHAEL CATINO • 1,238

Year	FG	FGA	PCT	FT	FTA	PCT	GP	TP	AVG
1976-77	42	86	.488	30	37	.811	13	114	8.8
1977-78	139	260	.535	95	122	.772	23	373	16.2
1978-79	109	201	.542	69	94	.734	19	287	15.2
1979-80	172	352	.487	120	143	.839	28	464	16.6
Totals	462	899	.514	314	396	.793	83	1238	14.9

32. ANTOINE JORDAN • 1,232

Year	FG	FGA	PCT	FT	FTA	PCT	GP	TP	AVG
2002-03	98	224	.438	57	75	.760	32	289	9.0
2003-04	74	219	.338	63	71	.887	25	235	9.4
2004-05	75	227	.330	61	79	.772	30	228	7.6
2005-06	167	356	.469	112	137	.818	28	480	17.1
Totals	*414	1026	.404	293	362	.809	115	1232	10.7

*Includes 111 3-point field goals

33. KEVIN McGRAW • 1,217

Year	FG	FGA	PCT	FT	FTA	PCT	GP	TP	AVG
1978-79	26	61	.426	16	23	.696	18	68	3.7
1979-80	94	193	.487	56	68	.824	27	244	9.0
1980-81	171	303	.564	95	119	.798	27	437	16.2
1981-82	178	358	.497	112	126	.889	28	468	16.7
Totals	469	915	.513	279	336	.830	100	1217	12.3

34. CLARENCE JACKSON • 1,164

Year	FG	FGA	PCT	FT	FTA	PCT	GP	TP	AVG
2007-08	36	105	.343	16	21	.762	28	103	3.7
2008-09	107	246	.435	29	47	.617	35	289	8.3
2009-10	154	360	.428	69	95	.726	33	448	13.6
2010-11	113	287	.394	44	64	.688	22	324	14.7
Totals	*410	998	.411	158	227	.696	118	1164	9.9

*Includes 186 3-point field goals

35. MIKE SEYMOUR • 1,121

Year	FG	FGA	PCT	FT	FTA	PCT	GP	TP	AVG
1967-68	151	338	.447	42	52	.808	25	344	13.8
1968-69	178	373	.447	90	105	.857	23	446	19.4
1969-70	123	NA		85	NA		21	331	15.8
Totals	452			217			69	1121	16.2

36. TOMMY MITCHELL • 1,115

Year	FG	FGA	PCT	FT	FTA	PCT	GP	TP	AVG
2001-02	52	146	.356	46	61	.754	35	161	4.6
2002-03	126	326	.387	121	150	.807	32	434	13.6
2003-04	85	242	.351	91	115	.791	27	281	10.4
2004-05	73	203	.360	71	88	.807	29	239	8.2
Totals	*336	917	.366	329	414	.795	123	1115	9.1

*Includes 114 3-point field goals

37. MATT BRADY • 1,106

Year	FG	FGA	PCT	FT	FTA	PCT	GP	TP	AVG
1983-84	46	101	.455	54	74	.730	28	146	5.2
1984-85	87	187	.465	79	101	.782	29	253	8.7
1985-86	88	191	.461	123	150	.820	28	299	10.7
1986-87	123	270	.456	93	119	.782	29	408	14.1
Totals	*344	749	.459	349	444	.786	114	1106	9.7

*Includes 69 3-point field goals

38. TIM HILL • 1,092

Year	FG	FGA	PCT	FT	FTA	PCT	GP	TP	AVG
1952-53	25	NA		21	NA		14	71	5.8
1953-54							21	349	16.7
1954-55	88	NA		79	NA		16	255	16.0
1955-56	148	NA		121	NA		20	417	20.9
Totals							71	1092	15.4

39. DAN TERWILLIGER • 1,086

Year	FG	FGA	PCT	FT	FTA	PCT	GP	TP	AVG
1978-79	98	193	.508	40	61	.656	26	236	6.0
1979-80	149	253	.589	72	88	.818	28	370	13.2
1980-81	176	324	.543	63	94	.670	27	415	15.4
1981-82	24	46	.522	17	24	.708	5	65	13.0
Totals	447	816	.548	192	267	.719	86	1086	12.6

40. MIKE BROWN • 1,083

Year	FG	FGA	PCT	FT	FTA	PCT	GP	TP	AVG
1988-89	90	188	.479	61	76	.803	30	270	9.0
1989-90	54	141	.383	47	56	.839	28	169	6.0
1990-91	117	217	.539	63	78	.808	35	340	9.7
1991-92									
Medical Redshirt									
1992-93	102	256	.398	60	74	.811	27	304	11.3
Totals	*363	802	.450	231	284	.810	120	1083	9.0

*Includes 126 3-point field goals

41. RONALD MOORE • 1,070

Year	FG	FGA	PCT	FT	FTA	PCT	GP	TP	AVG
2006-07	90	239	.377	22	40	.550	32	238	7.4
2007-08	102	277	.368	57	80	.713	34	292	8.6
2008-09	114	311	.367	43	66	.652	35	303	8.7
2009-10	85	267	.318	50	78	.641	34	237	7.0
Totals	*391	1094	.357	172	264	.652	135	1070	7.9

*Includes 116 3-point field goals

42. GEOFF WALKER • 1,044

Year	FG	FGA	PCT	FT	FTA	PCT	GP	TP	AVG
1993-94	56	116	.483	35	65	.538	33	147	4.5
1994-95	101	233	.433	52	80	.650	27	256	9.5
1995-96	109	285	.382	72	103	.699	27	296	11.0
1996-97	116	301	.385	66	96	.688	27	345	12.8
Totals	*382	935	.410	225	344	.654	114	1044	9.2

*Includes 55 3-point field goals

43. MARK PALINSKI • 1,030

Year	FG	FGA	PCT	FT	FTA	PCT	GP	TP	AVG
1964-65	80	154	.519	70	84	.833	19	230	12.1
1965-66	99	249	.398	156	189	.825	22	354	16.1
1966-67	159	326	.488	128	186	.688	23	446	19.4
Totals	338	729	.464	354	459	.771	64	1030	16.1

44. ED LANGE • 1,012

Year	FG	FGA	PCT	FT	FTA	PCT	GP	TP	AVG
1946-47							23	156	6.8
1947-48	91			72			28	254	10.0
1948-49	107			81			29	295	9.9
1949-50	128			51			32	307	9.6
Totals							112	1012	9.0

SEASON TO SEASON WITH SIENA'S DIVISION I 1,000-POINT SCORERS

Below is a breakdown of Siena's Division I 1000-point scorers and the success the teams they played with achieved.

STEVE McCOY '89

Note:

- One of only four players to win 20 games in a season for two coaches

Season	Record	Postseason	Coach
1985-1986	21-8	N/A	John Griffin
1986-1987	17-12	N/A	Mike Deane
1987-1988	23-6	NIT	Mike Deane
1988-1989	25-5	NCAA	Mike Deane
Totals	86-31		

JEFFERY ROBINSON '90

Season	Record	Postseason	Coach
1986-1987	17-12	N/A	Mike Deane
1987-1988	23-6	NIT	Mike Deane
1988-1989	25-5	NCAA	Mike Deane
1989-1990	16-13	N/A	Mike Deane
Totals	81-36		

MARC BROWN '91

Note:

- One of only eight players to play on three postseason teams

Season	Record	Postseason	Coach
1987-1988	23-6	NIT	Mike Deane
1988-1989	25-5	NCAA	Mike Deane
1989-1990	16-13	N/A	Mike Deane
1990-1991	25-10	NIT	Mike Deane
Totals	89-34		

BRUCE SCHROEDER '92

Season	Record	Postseason	Coach
1988-1989	25-5	NCAA	Mike Deane
1989-1990	16-13	N/A	Mike Deane
1990-1991	25-10	NIT	Mike Deane
1991-1992	19-10	N/A	Mike Deane
Totals	85-38		

MIKE BROWN '93

Season	Record	Postseason	Coach
1988-1989	25-5	NCAA	Mike Deane
1989-1990	16-13	N/A	Mike Deane
1990-1991	25-10	NIT	Mike Deane
1992-1993	16-13	N/A	Mike Deane
Totals	82-41		

LEE MATTHEWS '93

Season	Record	Postseason	Coach
1989-1990	16-13	N/A	Mike Deane
1990-1991	25-10	NIT	Mike Deane
1991-1992	19-10	N/A	Mike Deane
1992-1993	16-13	N/A	Mike Deane
Totals	76-46		

DOREMUS BENNERMAN '94

Season	Record	Postseason	Coach
1990-1991	25-10	NIT	Mike Deane
1991-1992	19-10	N/A	Mike Deane
1992-1993	16-13	N/A	Mike Deane
1993-1994	25-8	NIT	Mike Deane
Totals	85-41		

GEOFF WALKER '97

Season	Record	Postseason	Coach
1993-1994	25-8	NIT	Mike Deane
1994-1995	8-19	N/A	Bob Beyer
1995-1996	5-22	N/A	Bob Beyer
1996-1997	9-18	N/A	Bob Beyer
Totals	47-67		

MARCUS FAISON '00 JIM CANTAMESSA '00 COREY OSINSKI '00

Season	Record	Postseason	Coach
1996-1997	9-18	N/A	Bob Beyer
1997-1998	17-12	N/A	Paul Hewitt
1998-1999	25-6	NCAA	Paul Hewitt
1999-2000	24-9	NIT	Paul Hewitt
Totals	75-45		

SCOTT KNAPP '01

Notes:

- One of only four players to win 20 games in a season for two different coaches
- One of only eight players to win 20 games in three seasons

Season	Record	Postseason	Coach
1997-1998	17-12	N/A	Paul Hewitt
1998-1999	25-6	NCAA	Paul Hewitt
1999-2000	24-9	NIT	Paul Hewitt
2000-2001	20-11	N/A	Louis Orr
Totals	86-38		

DWAYNE ARCHBOLD '02

Notes:

- One of only two players to play in two NCAA Tournaments
- One of only four players to win 20 games in a season for two different coaches
- One of only eight players to play on three postseason teams

Season	Record	Postseason	Coach
1998-1999	25-6	NCAA	Paul Hewitt
1999-2000	24-9	NIT	Paul Hewitt
2000-2001	20-11	N/A	Louis Orr
2001-2002	17-19	NCAA	Rob Lanier
Totals	86-45		

PROSPER KARANGWA '03

Notes:

- Only player to win 20 games in a season for three different coaches
- One of only eight players to play on three postseason teams

Season	Record	Postseason	Coach
1999-2000	24-9	NIT	Paul Hewitt
2000-2001	20-11	N/A	Louis Orr
2001-2002	17-19	NCAA	Rob Lanier
2002-2003	21-11	NIT	Rob Lanier
Totals	82-50		

TOMMY MITCHELL '05

Season	Record	Postseason	Coach
2001-2002	17-19	NCAA	Rob Lanier
2002-2003	21-11	NIT	Rob Lanier
2003-2004	14-16	N/A	Rob Lanier
2004-2005	6-24	N/A	Rob Lanier
Totals	58-80		

ANTOINE JORDAN '06

Season	Record	Postseason	Coach
2002-2003	21-11	NIT	Rob Lanier
2003-2004	14-16	N/A	Rob Lanier
2004-2005	6-24	N/A	Rob Lanier
2005-2006	15-13	N/A	Fran McCaffery
Totals	56-64		

MICHAEL HADDIX '07

Notes:

- One of only four players to win 20 games in a season for two coaches

Season	Record	Postseason	Coach
2002-2003	21-11	NIT	Rob Lanier
2003-2004	14-16	N/A	Rob Lanier
2004-2005	6-24	N/A	Rob Lanier
2006-2007	20-12	N/A	Fran McCaffery
Totals	61-63		

SEASON TO SEASON WITH SIENA'S DIVISION I 1,000-POINT SCORERS

KENNY HASBROUCK '09

Notes:

- One of only six players to win two NCAA Tournament games
- One of only two players to play in two NCAA Tournaments

Season	Record	Postseason	Coach
2005-2006	15-13	N/A	Fran McCaffery
2006-2007	20-12	N/A	Fran McCaffery
2007-2008	23-11	NCAA	Fran McCaffery
2008-2009	27-8	NCAA	Fran McCaffery
Totals	85-44		

ALEX FRANKLIN '10

RONALD MOORE '10

EDWIN UBILES '10

Notes:

- Winningest class in program history
- Only three players to win 20 games in four seasons
- Two of only eight players to play on three postseason teams
- Three of only five players to win 27 games twice
- Most wins (54) in back-to-back seasons
- Most wins (77) in three consecutive seasons
- Three of four players to play in three NCAA Tournaments
- Three of only six players to win two NCAA Tournament games

Season	Record	Postseason	Coach
2006-2007	20-12	N/A	Fran McCaffery
2007-2008	23-11	NCAA	Fran McCaffery
2008-2009	27-8	NCAA	Fran McCaffery
2009-2010	27-7	NCAA	Fran McCaffery
Totals	97-38		

CLARENCE JACKSON '11

RYAN ROSSITER '11

Notes:

- Two of only eight players to play on three postseason teams
- Two of only five players to win 27 games twice
- Most wins (54) in back-to-back seasons
- Most wins (77) in three consecutive seasons
- Rossiter is one of four players to play in three NCAA Tournaments (Note: Jackson was injured and did not appear in 2010 NCAA Tournament)
- Two of only six players to win two NCAA Tournament games

Season	Record	Postseason	Coach
2007-2008	23-11	NCAA	Fran McCaffery
2008-2009	27-8	NCAA	Fran McCaffery
2009-2010	27-7	NCAA	Fran McCaffery
2010-2011	13-18	N/A	Mitch Buonaguro
Totals	90-44		

O.D. ANOSIKE '13

Season	Record	Postseason	Coach
2009-2010	27-7	NCAA	Fran McCaffery
2010-2011	13-18	N/A	Mitch Buonaguro
2011-2012	14-17	N/A	Mitch Buonaguro
2012-2013	8-24	N/A	Mitch Buonaguro
Totals	62-66		

EVAN HYMES '15

ROB POOLE '15

Season	Record	Postseason	Coach
2011-12	14-17	N/A	Mitch Buonaguro
2012-13	8-24	N/A	Mitch Buonaguro
2013-14	20-18	CBI	Jimmy Patsos
2014-15	11-20	N/A	Jimmy Patsos
Totals	53-79		

BRETT BISPING '17

Season	Record	Postseason	Coach
2012-13	8-24	N/A	Mitch Buonaguro
2013-14	20-18	CBI	Jimmy Patsos
2014-15	11-20	N/A	Jimmy Patsos
2015-16	21-13	CBI	Jimmy Patsos
2016-17	17-17	N/A	Jimmy Patsos
Totals	77-92		

LAVON LONG '17

JAVION OGUNYEMI '17

MARQUIS WRIGHT '17

Season	Record	Postseason	Coach
2013-14	20-18	CBI	Jimmy Patsos
2014-15	11-20	N/A	Jimmy Patsos
2015-16	21-13	CBI	Jimmy Patsos
2016-17	17-17	N/A	Jimmy Patsos
Totals	69-68		



Brett Bisping

Lavon Long

SEASON TO SEASON WITH SIENA'S DIVISION I 1,000-POINT SCORERS

Who Played When?

Siena basketball has enjoyed some landmark seasons since turning Division I prior to the 1976-77 season. Below, we highlight some of those memorable years, noting which 1,000-point scorers played during those years. Note: Each 1000-point scorer since 1987-88 has made at least one postseason appearance in his career.

TEAM HIGHLIGHTS:

1987-1988 (23-6)

(Steve McCoy, Jeffrey Robinson, Marc Brown)

- North Atlantic Conference (NAC) Regular-Season Champions
- Won at Wake Forest (72-67)
- Postseason NIT: Lost at Boston College (73-65)

1988-1989 (25-5)

(Steve McCoy, Jeffrey Robinson, Marc Brown, Mike Brown, Bruce Schroeder)

- NAC Regular-Season and Tournament Champions
- Won at Pittsburgh (80-79) – First Non-Big East conference opponent to win in the Pittsburgh Civic Center in six years
- NCAA Tournament: Defeated #13 ranked Stanford (80-78); Lost to Minnesota (80-67) at Greensboro Coliseum

1990-91 (25-10)

(Marc Brown, Lee Matthews, Doremus Bennerman, Bruce Schroeder, Mike Brown)

- Metro Atlantic Athletic Conference Regular-Season Co-Champions
- Postseason NIT: Defeated Fairleigh Dickinson (90-85) and South Carolina (ranked in top-20 during season) (63-58); Lost to Massachusetts (82-80) in overtime

1993-94 (25-8)

(Doremus Bennerman, Geoff Walker)

- Postseason NIT semifinals (third-place finish)
- Defeated Richmond 88-57
- Posted 73-62 win at Texas A&M
- Postseason NIT: Defeated Georgia Tech (76-68), Tulane (89-79), Bradley (75-62) and Kansas State (92-79); Semifinal loss to Villanova (66-58)

1998-99 (25-6)

(Marcus Faison, Jim Cantamessa, Corey Osinski, Scott Knapp, Dwayne Archbold)

- MAAC Regular-Season Co-Champions and Tournament Champions
- Won Sparkletts Invitational at Pepperdine
- 94-80 NCAA Tournament loss to Arkansas, McNichols Arena, Denver, Colo.

1999-00 (24-9)

(Marcus Faison, Jim Cantamessa, Corey Osinski, Scott Knapp, Dwayne Archbold, Prosper Karangwa)

- MAAC Regular-Season Champions
- Pre-Season NIT: Defeated Davidson (89-79); Lost to Notre Dame (107-96)
- 94-91 win at George Washington
- 93-72 win vs. Rhode Island
- Postseason NIT: Defeated Massachusetts (66-65); Lost at Penn State (105-103)

2001-2002 (17-19)

(Dwayne Archbold, Prosper Karangwa, Tommy Mitchell)


- MAAC Tournament Champions
- Defeated Alcorn State (81-77) in Opening Round of NCAA Tournament at University of Dayton Arena
- Lost to eventual national champion Maryland 85-70 in First Round of NCAA Tournament at MCI Center in Washington, D.C.

2002-2003 (21-11)

(Prosper Karangwa, Tommy Mitchell, Michael Haddix, Antoine Jordan)

- Postseason NIT: Defeated Villanova (74-59) and Western Michigan (68-62); Lost to Alabama-Birmingham (80-71)
- Defeated Providence 89-81

In 1998-99, four future 1,000-point scorers played on the same team. Marcus Faison (left), Corey Osinski (with ball), Scott Knapp (center), and Jim Cantamessa (right), each played in the NIT and NCAA tournaments.



SEASON TO SEASON WITH SIENA'S DIVISION I 1,000-POINT SCORERS

2007-08 (23-11)

(Kenny Hasbrouck, Edwin Ubiles, Alex Franklin, Ronald Moore, Ryan Rossiter, Clarence Jackson)

- MAAC Regular-Season and Tournament Champions
- Pre-Season NIT: Lost at Syracuse (97-89); Defeated Fairleigh Dickinson (88-66)
- Defeated #20 Stanford (79-67)
- Defeated NCAA Tournament participant Boise State (93-70)
- Defeated Vanderbilt (83-62) in First Round of NCAA Tournament at the St. Pete Times Forum in Tampa, Fla.
- Lost to Villanova (84-72) in Second Round of NCAA Tournament at the St. Pete Times Forum in Tampa, Fla.

2008-09 (27-8)

(Kenny Hasbrouck, Edwin Ubiles, Alex Franklin, Ronald Moore, Ryan Rossiter, Clarence Jackson)

- MAAC Regular-Season and Tournament Champions
- Defeated NCAA Tournament participants Cornell (74-56) and Northern Iowa (81-75).
- Defeated Ohio State (74-72) in First Round of NCAA Tournament at the UD Arena in Dayton, Ohio.
- Lost to the #1 overall team in the country Louisville (79-72) in the Second Round of the NCAA Tournament at the UD Arena in Dayton, Ohio.

2009-10 (27-7)

(Edwin Ubiles, Alex Franklin, Ronald Moore, Ryan Rossiter, Clarence Jackson, O.D. Anosike)

- MAAC Regular-Season and Tournament Champions
- Set a program record with 15 consecutive wins
- Lost to #4 seed Purdue (72-64) in the First Round of the NCAA Tournament at Spokane Arena in Spokane, Wash.

2013-14 (20-18)

(Evan Hymes, Rob Poole)

- Won College Basketball Invitational
- Defeated Stony Brook (66-55), Penn State (54-52), Illinois State (61-49) and Fresno State (61-57 in Fresno, Calif.), lost to Fresno State (89-75 in Loudonville, N.Y.) and defeated Fresno State (81-68 in Loudonville, N.Y.)
- Only players to win CBI Championship

2015-16 (21-13)

(Brett Bisping)

- Participated in College Basketball Invitational for second time in three seasons
- Program's most victories in six years
- Achieved 10-win improvement from the previous year which was tied for the 12th best nationally

2016-17 (17-17)

(Brett Bisping, Lavon Long, Javion Ogunyemi, Marquis Wright)

- Led Saints to first MAAC Championship Game appearance in seven years
- Ended season as one of only two Division I teams with four active 1,000-point scorers (National Champion North Carolina)



Rob Poole



Marquis Wright



NOT JUST 1,000-POINT SCORERS



Edwin Ubiles, Alex Franklin and Kenny Hasbrouck receive their commemorative 1,000-point basketballs from Director of Athletics, John D'Argenio and Head Coach Fran McCaffery.

DOUBLE AND TRIPLE THREATS

	Points	Rank	Rebounds	Rank	Assists	Rank
Marc Brown	2,284	#1			796	#2
Doremus Bennerman	2,109	#2			577	#5
Edwin Ubiles	1,939	#3	560	#23	273	#19
Kenny Hasbrouck	1,917	#4			331	#14
Alex Franklin	1,730	#5	923	#6		
Marcus Faison	1,697	#6	689	#15		
Jeffery Robinson	1,657	#7	583	#21	284	#16
Dwayne Archbold	1,644	#8	630	#19	236	#24
Michael Haddix	1,594	#9	807	#7		
Marquis Wright	1,546	#10			614	#3
Brett Bisping	1,528	#11	1,024	#4		
Rob Poole	1,493	#12	552	#25		
Ryan Rossiter	1,457	#13	1,151	#1		
Fred Shear*	1,400	#15	658	#17		
Dough Poetzsch	1,398	#16	742	#9		
Scott Knapp	1,381	#17			393	#7
Lavon Long	1,379	#18	692	#14	281	#17
Lee Matthews	1,365	#19	1,037	#3		
Steve Walters	1,346	#20	543			
Evan Hymes	1,338	#21			361	#10
Steve McCoy	1,334	#22	969	#5		
Javion Ogunyemi	1,327	#23	605	#20		
Jim Cantamessa	1,316	#24	535		229	#25
Corey Osinski	1,288	#27	540			
Prosper Karangwa	1,274	#28			343	#13
O.D. Anosike	1,259	#29	1,076	#2		
Bob Hermann*	1,258	#30	733	#11		
Michael Catino	1,238	#31			426	#7
Antoine Jordan	1,232	#32	736	#10	291	#15
Kevin McGraw	1,217	#33			352	#11
Matt Brady	1,106	#37			593	#4
Dan Terwilliger	1,086	#39	548			
Ronald Moore	1,070	#41			823	#1
Geoff Walker	1,044	#42	706	#12		
Mark Palinski*	1,030	#43	649	#18		

*Only eligible to play for three years

DIVISION I 1000-POINT SCORER RECORD BOOK

CAREER WINS		CAREER WINNING %	
1. Alex Franklin	97	1. Steve McCoy	.735
Ronald Moore	97	2. Marc Brown	.724
Edwin Ubiles	97	3. Alex Franklin	.719
4. Clarence Jackson	90	Ronald Moore	.719
Ryan Rossiter	90	Edwin Ubiles	.719
6. Marc Brown	89	6. Scott Knapp	.694
7. Steve McCoy	86	7. Jeffery Robinson	.692
Scott Knapp	86	8. Bruce Schroeder	.691
Dwayne Archbold	86	9. Doremus Bennerman	.675
10. Bruce Schroeder	85	10. Clarence Jackson	.672
Doremus Bennerman	85	Ryan Rossiter	.672
Kenny Hasbrouck	85	12. Mike Brown	.667
13. Mike Brown	82	13. Kenny Hasbrouck	.659
Prosper Karangwa	82	14. Dwayne Archbold	.656
15. Jeffery Robinson	81	15. Marcus Faison	.625
16. Brett Bisping	77	Jim Cantamessa	.625
17. Lee Matthews	76	Corey Osinski	.625
18. Marcus Faison	75	18. Lee Matthews	.623
Jim Cantamessa	75	19. Prosper Karangwa	.621
Corey Osinski	75	20. Lavon Long	.504
21. Lavon Long	69	Javion Ogunyemi	.504
Javion Ogunyemi	69	Marquis Wright	.504
Marquis Wright	69	23. Michael Haddix	.490
24. O.D. Anosike	62	24. O.D. Anosike	.484
25. Michael Haddix	61	25. Antoine Jordan	.470

NCAA/NIT RECORD

	NCAA	NIT	NCAA	NIT	
Steve McCoy	1-1	0-1	Dwayne Archbold	1-2	1-1
Jeffery Robinson	1-1	0-1	Prosper Karangwa	1-1	3-2
Marc Brown	1-1	2-2	Tommy Mitchell	1-1	2-1
Mike Brown	1-1	2-1	Antoine Jordan	0-0	2-1
Bruce Schroeder	1-1	2-1	Michael Haddix	0-0	2-1
Lee Matthews	0-0	2-1	Kenny Hasbrouck	2-2	0-0
Doremus Bennerman	0-0	6-2	Alex Franklin	2-3	0-0
Geoff Walker	0-0	4-1	Ronald Moore	2-3	0-0
Marcus Faison	0-1	1-1	Edwin Ubiles	2-3	0-0
Jim Cantamessa	0-1	1-1	Ryan Rossiter	2-3	0-0
Corey Osinski	0-1	1-1	Clarence Jackson	2-3	0-0
Scott Knapp	0-1	1-1	O.D. Anosike	0-1	0-0

SCORING LEADERS • YEAR-BY-YEAR



Alex Franklin



Marcus Faison



Rob Poole

Year	Player	Points	Average
2016-17	Marquis Wright	555	16.8
2015-16	Brett Bisping	540	15.9
2014-15	Rob Poole	391	14.0
2013-14	Rob Poole	556	14.6
2012-13	O.D. Anosike	425	13.3
2011-12	O.D. Anosike	465	15.0
2010-11	Ryan Rossiter	581	18.7
2009-10	Alex Franklin	546	16.1
2008-09	Edwin Ubiles	526	15.0
2007-08	Edwin Ubiles	577	17.0
2006-07	Michael Haddix	523	16.3
2005-06	Antoine Jordan	480	17.1
2004-05	Jack McClinton	408	13.6
2003-04	Michael Haddix	452	15.6
2002-03	Prosper Karangwa	530	16.6
2001-02	Dwayne Archbold	715	19.9
2000-01	Dwayne Archbold	462	14.9
1999-00	Marcus Faison	570	17.3
1998-99	Marcus Faison	457	14.7
1997-98	Marcus Faison	468	16.1
1996-97	Geoff Walker	345	12.8
1995-96	Jim Secretarski	303	11.2
1994-95	Matt Gras	372	13.8
1993-94	Doremus Bennerman	858	26.0
1992-93	Doremus Bennerman	535	18.4
1991-92	Doremus Bennerman	473	16.9
1990-91	Marc Brown	816	23.3
1989-90	Marc Brown	489	16.9
1988-89	Jeffery Robinson	595	19.8

Year	Player	Points	Average
1987-88	Rick Williams	603	20.8
1986-87	Matt Brady	408	14.1
1985-86	Eric Banks	455	15.7
1984-85	Doug Poetzsch	547	18.9
1983-84	Eric Banks	461	16.5
1982-83	Rod Mullin	392	14.0
1981-82	Kevin McGraw	468	16.7
1980-81	Kevin McGraw	437	16.2
1979-80	Rod Owens	470	16.8
1978-79	Michael Catino	287	15.2
1977-78	Michael Catino	373	16.2
1976-77	Nelson Richardson	334	13.9
1975-76	Gary Holle	453	20.6
1974-75	Gary Holle	515	20.6
1973-74	Rod Brooks	522	19.3
1972-73	Fred Shear	466	20.3
1971-72	Rod Brooks	437	16.8
1970-71	Fred Shear	521	20.8
1969-70	Bob Hermann	420	19.7
1968-69	Bob Hermann	494	21.4
1967-68	Mike Long	462	18.5
1966-67	Mark Palinski	446	19.4
1965-66	Mark Palinski	354	16.1
1964-65	Jack Mulvey	288	15.2
1963-64	Marty Canavan	229	10.9
1962-63	Marty Canavan	291	12.6
1961-62	Tim Mannix	298	13.6
1960-61	Jim Woodward	337	14.1
1959-60	Gary Smith	207	9.9
1958-59	Jack Weaver	325	17.1
1957-58	John Obermayer	212	11.2
1956-57	John Obermayer	358	17.9
1955-56	Tim Hill	417	20.9
1954-55	Tim Hill	255	16.0
1953-54	Tim Hill	349	16.7
1952-53	Bill Hogan	303	14.4
1951-52	Bill Harrell	396	14.6
1950-51	Ed Kolakowski	368	13.6
1949-50	Bill Harrell	311	9.7
1948-49	Ed Lange	295	9.8
1947-48	George Weber	362	12.9
1946-47	Dave Torncello	184	9.2
1945-46	No Basketball		
1944-45	No Basketball		
1943-44	No Basketball		
1942-43	No Statistics Available		
1941-42	No Statistics Available		
1940-41	Howie Tucker	241	13.4
1939-40	Howie Tucker	282	14.8
1938-39	Howie Tucker	138	13.8



SCORING LEADERS



Dwayne Archbold




Edwin Ubiles

SINGLE-SEASON SCORING LEADERS

Name	Points	Games	Average	Year
1. Doremus Bennerman	858	33	26.0	1993-94
2. Marc Brown	816	35	23.3	1990-91
3. Dwayne Archbold	715	36	19.9	2001-02
4. Rick Williams	603	29	20.8	1987-88
5. Jeffery Robinson	595	30	19.8	1988-89
6. Marc Brown	584	30	19.5	1988-89
7. Ryan Rossiter	581	31	18.7	2010-11
8. Edwin Ubiles	577	34	17.0	2007-08
9. Marcus Faison	570	33	17.3	1999-00
10. Rob Poole	556	38	14.6	2013-14
11. Marquis Wright	555	33	16.8	2016-17
12. Alex Franklin	547	34	16.1	2009-10
Doug Poetzsch	547	29	18.9	1984-85
14. Kenny Hasbrouck	546	34	16.1	2007-08
15. Brett Bisping	540	34	15.9	2015-16
16. Doremus Bennerman	535	29	18.4	1992-93
17. Prosper Karangwa	530	32	16.6	2002-03
18. Edwin Ubiles	526	35	15.0	2008-09
19. Michael Haddix	523	32	16.3	2006-07
20. Rod Brooks	522	27	19.3	1972-73
21. Fred Shear	521	25	20.8	1970-71
22. Gary Holle	515	25	20.6	1974-75
23. Kenny Hasbrouck	513	32	16.0	2006-07
24. Kenny Hasbrouck	512	35	14.6	2008-09
25. Javion Ogunyemi	507	34	14.9	2015-16

SINGLE-GAME SCORERS

Pts	Player	Opponent	Siena-Opp	Season
51	Doremus Bennerman	Kansas State	92-79	1993-94
44	Marc Brown	Fairfield	97-63	1990-91
42	Michael Catino	Drexel	126-115	1977-78
41	Michael Catino	St. Francis (N.Y.)	100-90	1977-78
41	Bob Hermann	SUNY-Cortland	92-96	1968-69
39	Bob Hermann	Hartford	106-85	1968-69
38	Marc Brown	Canisius	87-67	1990-91
38	Jack Weaver	St. Francis (N.Y.)	72-65	1958-59
37	Edwin Ubiles	Loyola (Md.)	76-83 (OT)	2007-08
37	Jeffery Robinson	Maine	92-82	1988-89
37	Rod Brooks	Sacred Heart	110-101	1973-74
37	Mark Palinski	Hartwick	98-102	1966-67
36	Marquis Wright	Monmouth	82-102	2016-17
36	Kenny Hasbrouck	Rider	78-84	2006-07
36	Dwayne Archbold	Marist	82-76	2001-02
36	Jim Secretarski	Iona	100-81	1994-95
36	Doremus Bennerman	Wagner	81-79	1993-94
36	Doremus Bennerman	Canisius	90-99	1993-94
36	Doremus Bennerman	Niagara	78-82	1993-94
36	Marc Brown	Iona	87-80	1990-91
35	Kenny Hasbrouck	Marist	97-88 (OT)	2007-08
35	Gary Holle	Canisius	103-88	1975-76
35	Steve Walters	Canisius	103-88	1975-76
35	Steve Walters	LeMoyne	81-87	1973-74
35	Steve Walters	UAlbany	86-76	1973-74
35	Mike Long	LeMoyne	89-101	1967-68
35	Lee Matthews	Iona	83-88	1992-93



Kenny Hasbrouck

SIENA

REBOUNDING LEADERS



Steve McCoy



Ryan Rossiter

CAREER LEADERS


Name (Years)	Reb	Games	Avg
1. Ryan Rossiter (2007-11)	1,151	133	8.7
2. O.D. Anosike (2009-13)	1,076	128	8.4
3. Lee Matthews (1989-93)	1,037	122	8.5
4. Brett Bisping (2012-17)	1,024	137	7.5
5. Steve McCoy (1985-89)	969	117	8.3
6. Alex Franklin (2006-10)	923	130	7.1
7. Michael Haddix (2002-07)	807	105	7.7
8. Jack Mulvey (1962-65)	793	53	15.0
9. Doug Poetzsch (1981-85)	742	112	6.6
10. Antoine Jordan (2002-06)	736	115	6.4
11. Bob Hermann (1967-70)	733	71	10.3
12. Geoff Walker (1993-97)	706	114	6.2
13. Vernon Asquith (1978-82)	704	108	6.5
14. Lavon Long (2013-17)	692	129	5.4
15. Marcus Faison (1996-00)	689	119	5.8
16. Justin Miller (2000-04)	672	129	5.2
17. Fred Shear (1970-73)	658	69	9.5
18. Mark Palinski (1964-67)	649	64	10.1
19. Dwayne Archbold (1998-02)	630	130	4.8
20. Javion Ogunyemi (2013-17)	605	129	4.7
21. Jeffery Robinson (1986-90)	583	113	5.2
22. Nelson Richardson (1974-78)	570	64	8.9
23. Edwin Ubiles (2006-10)	560	131	4.3
Steve Raczynski (1972-76)	560	96	5.8
25. Rob Poole (2011-2015)	552	125	4.4

SINGLE-SEASON BESTS

Name (Years)	Reb	Games	Avg
1. Ryan Rossiter (2010-11)	408	31	13.1
2. O.D. Anosike (2011-12)	388	31	12.5
3. Billy Harrell (1949-50)	387	32	12.1
4. Ryan Rossiter (2009-10)	379	34	11.1
5. Jack Mulvey (1964-65)	365	19	19.2
6. O.D. Anosike (2012-13)	364	32	11.4
7. Brett Bisping (2015-16)	354	34	10.4
8. Brett Bisping (2016-17)	330	34	9.7
9. Jack Mulvey (1963-64)	315	21	15.0
10. Lee Matthews (1992-93)	313	29	10.8
11. Lee Matthews (1991-92)	296	29	10.2
12. Bob Hermann (1968-69)	294	23	12.8
13. Mark Palinski (1966-67)	284	23	12.3
14. Fred Shear (1970-71)	282	25	11.3
15. Steve McCoy (1988-89)	278	30	9.3
16. Alex Franklin (2009-10)	277	34	8.1
17. Eric Steppenbeck (1971-72)	274	26	10.5
18. Ryan Rossiter (2008-09)	267	34	7.9
19. Nelson Richardson (1976-77)	266	24	11.1
20. Alex Franklin (2008-09)	262	35	7.5
21. Tom Sheridan (1966-67)	261	23	11.3
Michael Haddix (2003-04)	261	29	9.0
23. Doug Poetzsch (1984-85)	259	29	8.9
Dwayne Archbold (2001-02)	259	36	7.2
25. Mike Seymour (1968-69)	257	23	11.3

YEAR-BY-YEAR REBOUNDING LEADERS

Year	Name	Reb	Avg
2016-17	Brett Bisping	330	9.7
2015-16	Brett Bisping	354	10.4
2014-15	Lavon Long	131	4.9
2013-14	Brett Bisping	248	6.5
2012-13	O.D. Anosike	364	11.4
2011-12	O.D. Anosike	388	12.5
2010-11	Ryan Rossiter	408	13.1
2009-10	Ryan Rossiter	379	11.1
2008-09	Ryan Rossiter	267	7.9
2007-08	Alex Franklin	226	7.8
2006-07	Michael Haddix	240	7.5
2005-06	Antoine Jordan	228	8.1
2004-05	Antoine Jordan	175	5.8
2003-04	Michael Haddix	261	9.0
2002-03	Michael Haddix	229	7.2
2001-02	Dwayne Archbold	259	7.2
2000-01	Dwayne Archbold	186	6.0
1999-00	Corey Osinski	193	6.3
1998-99	Corey Osinski	183	5.9
1997-98	Marcus Faison	197	6.8
1996-97	Geoff Walker	179	6.6
1995-96	Geoff Walker	195	7.2
1994-95	Geoff Walker	176	6.5
1993-94	Brian Bidlingmyer	232	7.0
1992-93	Lee Matthews	313	10.8
1991-92	Lee Matthews	296	10.2
1990-91	Lee Matthews	251	7.2
1989-90	Lee Matthews	177	6.1
1988-89	Steve McCoy	278	9.3
1987-88	Steve McCoy	229	7.9
1986-87	Steve McCoy	214	7.4
1985-86	Steve McCoy	248	8.6
1984-85	Doug Poetzsch	259	8.9
1983-84	Doug Poetzsch	224	8.0
1982-83	Rod Mullin	190	6.8
1981-82	Roger Renrick	182	7.0
1980-81	Vernon Asquith	217	8.0
1979-80	Rod Owens	191	6.8
1978-79	Dan Terwilliger	169	6.5
1977-78	Nelson Richardson	240	10.5
1976-77	Nelson Richardson	266	11.1
1975-76	Gary Holle	198	9.0
1974-75	Gary Holle	251	10.0
1973-74	Steve Walters	205	7.9
1972-73	Fred Shear	167	7.3
1971-72	Eric Steppenbeck	274	10.5
1970-71	Fred Shear	282	11.3
1969-70	No Statistics Available		
1968-69	Bob Hermann	294	12.8
1967-68	Mike Long	206	8.2
1966-67	Mark Palinski	284	12.3
1965-66	Mark Palinski	254	11.5
1964-65	Jack Mulvey	365	19.2
1963-64	Jack Mulvey	315	15.0



Lee Matthews

Lee Matthews led Siena in rebounding in each of his four seasons and graduated as the career leader in rebounds, with 1,037, an 8.5 per game average.

Ryan Rossiter surpassed Matthews' career rebounding record on Senior Night in 2011. He also set the program's single-season rebounding record in 2010-11, breaking Billy Harrell's mark which had stood for 60 years.

ASSIST LEADERS



Marc Brown is Siena's all-time leading scorer and second all-time in career assists.

CAREER ASSIST LEADERS

Name (Years)	Assists	Games	Avg
1. Ronald Moore (2006-10)!	823	135	6.1
2. Marc Brown (1987-91)	796	123	6.5
3. Marquis Wright (2013-17)	614	121	5.1
4. Matt Brady (1983-87)	593	114	5.2
5. Doremus Bennerman (1990-94)	577	125	4.6
6. Melvin Freeny (1995-99)	444	100	4.4
7. Michael Catino (1978-80)	426	83	5.1
8. Scott Knapp (1997-01)	393	119	3.3
9. Dinny Cahill (1973-75)	372	72	5.2
10. Evan Hymes (2011-2015)	361	130	2.8
11. Kevin McGraw (1979-82)	352	100	3.5
12. T.J. Sheridan (1971-73)	344	69	5.0
13. Prosper Karangwa (1999-03)	343	129	2.7
14. Kenny Hasbrouck (2005-09)	331	129	2.6
15. Antoine Jordan (2002-06)	291	115	2.5
16. Jeffery Robinson (1986-90)	284	113	2.5
17. Lavon Long (2013-17)	281	129	2.2
18. Russell Clark (1975-78)	280	74	3.8
19. Edwin Ubiles (2006-10)	273	131	2.1
20. Isaiah Stewart (1997-01)	271	122	2.2
Brian Bidlingmyer (1991-95)	271	118	2.3
22. John Williams (1981-84)	265	83	3.2
23. Marcus Faison (1996-00)	257	119	2.2
24. Dwayne Archbold (1998-02)	236	131	1.8
25. Jim Cantamessa (1996-00)	229	120	1.9


!MAAC Record, 23rd-highest total in Division I history through 2009-10 season

SINGLE-SEASON ASSIST LEADERS

Name (Year)	Assists	Games	Avg
1. Ronald Moore (2009-10)	261	34	7.7
2. Ronald Moore (2008-09)	224	35	6.4
3. Marc Brown (1987-88)	222	29	7.7
4. Marc Brown (1988-89)	199	30	6.6
Marquis Wright (2013-14)	199	38	5.2
6. Marc Brown (1989-90)	196	29	6.8
7. Doremus Bennerman (1993-94)	182	33	5.5
8. Michael Catino (1979-80)	181	28	6.5
9. Ronald Moore (2007-08)	180	34	5.3
Doremus Bennerman (1992-93)	180	29	6.2
11. Marc Brown (1990-91)	179	35	5.1
12. Matt Brady (1984-85)	174	29	6.0
13. T.J. Sheridan (1970-71)	171	25	6.8
14. Marquis Wright (2016-17)	165	33	5.0
15. Melvin Freeny (1997-98)	163	29	5.6
16. Ronald Moore (2006-07)	158	32	4.9
Prosper Karangwa (2002-03)	158	32	4.9
18. Marquis Wright (2014-15)	157	31	5.1
19. Matt Brady (1985-86)	145	28	5.2
20. Matt Brady (1986-87)	139	29	4.8
21. Doremus Bennerman (1991-92)	138	28	4.9
22. Matt Brady (1983-84)	135	28	4.8
23. Jamal Jackson (2003-04)	134	30	4.5
Dinny Cahill (1974-75)	133	25	5.3
25. Dinny Cahill (1973-74)	131	24	5.5



Marquis Wright



Ronald Moore

3-POINT LEADERS

CAREER 3-POINT FIELD GOALS MADE LEADERS#

1. Scott Knapp (1997-2001)	293
2. Tay Fisher (2004-08)	229
3. Doremus Bennerman (1990-94)	228
4. Marc Brown (1987-91)	224
5. Rob Poole (2011-15)	215
6. Jim Cantamessa (1996-00)	197
7. Dwayne Archbold (1998-02)	193
8. Clarence Jackson (2007-11)	186
9. Kenny Hasbrouck (2005-09)	185
10. Jeff Robinson (1986-90)	178

CAREER 3-POINT PERCENTAGE (MIN. 30 MADE)#

1. Matt Brady (1986-87)	.469 (69-147)
2. Jim Cantamessa (1996-00)	.449 (197-439)
3. Rick Williams (1986-88)	.444 (88-198)
4. Jim Ryder (1989-93)	.427 (50-117)
5. Marc Brown (1987-91)	.423 (224-530)
6. Andy Cavo (2000-02)	.413 (88-213)
7. Jeff Robinson (1986-90)	.409 (178-435)
8. David Ryan (2002-07)	.406 (119-293)
9. Scott Knapp (1997-01)	.404 (293-726)
10. Neal Currie (1986-88)	.402 (37-92)

SEASON 3-POINT FIELD GOALS MADE#

1. Doremus Bennerman (1993-94)	102
2. Dwayne Archbold (2001-02)	99
3. Marc Brown (1990-91)	83
Scott Knapp (2000-01)	83
5. Tay Fisher (2005-06)	76
Scott Knapp (1997-98)	76
7. Jeffrey Robinson (1988-89)	73
8. Scott Knapp (1998-99)	72
9. Clarence Jackson (2009-10)	71
Tay Fisher (2007-08)	71
Rob Poole (2013-14)	71

SEASON 3-POINT PERCENTAGE (MIN. 20 MADE)#

1. Jim Cantamessa (1997-98)	.564 (66-117)*
2. Jeffrey Robinson (1987-88)	.493 (37-75)
3. Jim Ryder (1992-93)	.482 (40-83)
4. David Ryan (2005-06)	.480 (47-98)
5. Jeffrey Robinson (1988-89)	.471 (73-155)
6. Matt Brady (1986-87)	.469 (69-147)
7. Marc Brown (1990-91)	.464 (83-179)
8. Mike Brown (1990-91)	.462 (43-93)
9. Jim Cantamessa (1999-00)	.461 (53-115)
10. Jim Secretarski (1994-95)	.454 (54-119)

*Led Nation

The NCAA began using the 3-point line prior to the 1986-87 season



Scott Knapp

STEALS LEADERS

CAREER STEALS LEADERS^

1. Kenny Hasbrouck (2005-09)	248
2. Marcus Faison (1996-00)	231
3. Ronald Moore (2006-10)	223
4. Marc Brown (1987-91)	221
5. Marquis Wright (2013-17)	199
6. Antoine Jordan (2002-06)	184
7. Jeff Robinson (1986-90)	179
8. Melvin Freeny (1995-99)	177
9. Alex Franklin (2006-10)	164
10. Edwin Ubiles (2006-10)	157

SINGLE-SEASON STEALS LEADERS^

1. Kenny Hasbrouck (2007-08)	77
2. Marcus Faison (1998-99)	73
3. Kojo Mensah (2005-06)	71
4. Marc Brown (1990-91)	70
5. Kenny Hasbrouck (2008-09)	69
6. Marcus Faison (1999-00)	69
7. Brian Bidlingmyer (1993-94)	68
8. Ronald Moore (2009-10)	64
Marcus Faison (1997-98)	64
Marquis Wright (2013-14)	64

BLOCKS LEADERS

CAREER BLOCKS LEADERS^

1. Monty Henderson (1985-89)	235
2. Javion Ogunyemi (2013-17)	206
3. Lee Matthews (1989-93)	179
4. Ryan Rossiter (2007-11)	167
5. Vernon Asquith (1978-82)	159
6. Kevin Brown (1983-86)	127
7. Justin Miller (2000-04)	122
8. Jeff Robinson (1986-90)	114
9. Steve Downey (1987-91)	107
10. Alex Franklin (2006-10)	99

SINGLE-SEASON BLOCKS LEADERS^

1. Monty Henderson (1988-89)	86
2. Monty Henderson (1987-88)	72
3. Javion Ogunyemi (2015-16)	71
4. Monty Henderson (1986-87)	69
5. Javion Ogunyemi (2016-17)	65
6. Ryan Rossiter (2008-09)	64
7. Steve Downey (1990-91)	62
8. Vernon Asquith (1981-82)	58
9. Lee Matthews (1991-92)	53
Lee Matthews (1990-91)	53

^ Steals and Blocks were not kept as official statistics until the 1978-79 season



Clarence Jackson



Tay Fisher

COACHING RECORDS


Coach	Years	Won	Lost	Pct.
Jack Carroll	1938-39	8	2	.800
Henry Bunoski	1939-41	21	16	.568
Dan Cunha	1941-65	246	225	.522
Tom Hannon	1965-69	37	56	.398
Gene Culnan	1969-72	25	42	.373
Rt Keith	1972	2	5	.286
William Kirsch	1972-82	142	111	.561
John Griffin	1982-86	70	44	.614
Mike Deane	1986-94	166	77	.683
Bob Beyer	1994-97	22	59	.271
Paul Hewitt	1997-00	66	27	.709
Louis Orr	2000-01	20	11	.645
Rob Lanier	2001-05	58	70	.453
Fran McCaffery	2005-10	112	51	.687
Mitch Buonaguro	2010-13	35	59	.372
Jimmy Patsos	2013-Pres.	69	68	.504
Totals		1,099	923	.544



Jimmy Patsos guided the Saints to the 2014 College Basketball Invitational Championship in just his first season as head coach.



Fran McCaffery guided Siena to the fifth-greatest turnaround in Division I in his first year, to a 20-win season and a MAAC title appearance in his second, and a MAAC title and NCAA appearance his last three years.



Mike Deane led Siena to four Division I postseason tournaments.



Paul Hewitt guided Siena to the 1999 MAAC Championship and the NCAA Tournament in just his second season at the helm.

SIENA

RECOGNITION



Kenny Hasbrouck



Edwin Ubiles

INDIVIDUAL HONORS


ALL-AMERICANS

- | | | | |
|------------|---|------|---|
| 1952 | Billy Harrell, Guard
United Press (HM) | 2007 | Michael Haddix, Center
Athletic Directors National Scholar Athlete (I-AAA) |
| 1972, 1973 | Fred Shear, Forward
Associated Press (College Div. HM) | 2009 | Kenny Hasbrouck, Guard
Associated Press All-American (HM) |
| 1974, 1975 | Steve Walters, Forward
Associated Press (College Div. HM) | 2010 | Edwin Ubiles, Guard/Forward
Lou Henson All-American Team |
| 1976 | Gary Holle, Forward
NABC (Div. 2, 3rd) | 2011 | Ryan Rossiter, Forward
Associated Press All-American (HM) |
| 1984 | Doug Poetzsch, Forward
Associated Press (HM) | 2012 | O.D. Anosike, Forward
NABC Honors Court, Lou Henson
All-American Team |
| 1985 | Doug Poetzsch, Forward
GTE Academic All-America | 2013 | O.D. Anosike, Forward
Senior CLASS Award Candidate
NABC Honors Court |
| 1989 | Marc Brown, Guard
The Sporting News (HM) | 2015 | Brett Bisping, Forward
NABC Honors Court |
| 1991 | Marc Brown, Guard
Associated Press (HM)
United Press International (HM) | 2017 | Brett Bisping, Forward
Senior CLASS Award Candidate |
| 1992 | Bruce Schroeder, Forward/Guard
GTE Academic All-America (First Team) | | |

REGIONAL

- | | | | | | |
|------|--|------|---|------|--|
| 1965 | Jack Mulvey, Center
ECAC First Team | 2003 | Prosper Karangwa, Guard
NABC, District 2 | 2013 | O.D. Anosike, Forward
ECAC Scholar Athlete of the Year |
| 1988 | Marc Brown, Guard
NABC, District 2 (2nd)
USBWA, District 2 | 2006 | Antoine Jordan, Guard
NABC, District 2 | 2014 | Marquis Wright, Guard
Kyle Macy Freshman All-American Team |
| 1988 | Rick Williams, Guard
NABC, District 2 (2nd) | 2007 | Michael Haddix, Center
NABC, District 2 | 2016 | Brett Bisping, Forward
NABC District I First Team
I-AAA-ADA Scholar Athlete Team |
| 1989 | Marc Brown, Guard
Eastern Basketball, All-East (3rd)
USBWA, District 2 | 2008 | Kenny Hasbrouck, Guard
NABC, District 2 | 2017 | Brett Bisping, Forward
NABC District I Second Team
CoSIDA Academic All-District I First Team |
| 1989 | Jeffery Robinson, Guard
Eastern Basketball, All-East (HM) | 2008 | Edwin Ubiles, Guard/Forward
NABC District 2 | 2017 | Marquis Wright, Guard
NABC District I Second Team |
| 1990 | Marc Brown, Guard
Eastern Basketball, All-East (HM)
Basketball Times, All-East (HM)
USBWA, District 2 | 2009 | Kenny Hasbrouck, Guard
NABC District 1 – First Team | | |
| 1991 | Marc Brown, Guard
Eastern Basketball, All-East (2nd)
Basketball Times, All-East (HM) | 2009 | Edwin Ubiles, Guard/Forward
NABC District 1 – First Team | | |
| 1992 | Lee Matthews, Forward
Eastern Basketball, All-East (HM)
Basketball Times, All-East (HM) | 2009 | Alex Franklin, Forward
NABC District 1 – Second Team | | |
| 1992 | Bruce Schroeder, Forward/Guard
Eastern Basketball, All-East (HM) | 2010 | Alex Franklin, Forward
NABC District 1 – First Team
ECAC Second Team | | |
| 1993 | Doremus Bennerman, Guard
USBWA, District 2 | 2010 | Ronald Moore, Guard
NABC District 1 – First Team | | |
| 1993 | Lee Matthews, Forward
USBWA, District 2 | 2010 | Edwin Ubiles, Guard/Forward
NABC District 1 – First Team | | |
| 1994 | Doremus Bennerman, Guard
NABC, District 2
USBWA, District 2 | 2010 | Ryan Rossiter, Forward
NABC District 1 – Second Team | | |
| 1999 | Corey Osinski, Forward
GTE/CoSIDA Academic All-America | 2010 | Fran McCaffery, Head Coach
NABC District 1 – Coach of the Year | | |
| 2002 | Dwayne Archbold, Guard
NABC, District 2 | 2011 | Ryan Rossiter, Forward
NABC District 1 – First Team
Basketball Times All-District Team –
Northeast
ECAC Second Team | | |
| | | 2012 | O.D. Anosike, Forward
NABC District 1 – First Team | | |

Doremus Bennerman



RECOGNITION

ALL-MAAC TEAM

- 1990 Marc Brown (First)
Lee Matthews (All-Rookie)
Bruce Schroeder (All-Academic)
- 1991 Marc Brown (First, Player of The Year)
Bruce Schroeder (Second, All-Academic)
Doremus Bennerman (All-Rookie)
- 1992 Bruce Schroeder (First, All-Academic)
Lee Matthews (Second)
Doremus Bennerman (Second)
Stuart Downing (All-Rookie)
- 1993 Lee Matthews (First)
Doremus Bennerman (First)
Stuart Downing (All-Academic)
- 1994 Doremus Bennerman (First, Player of The Year)
Stuart Downing (Second, All-Academic)
Matt Gras (All-Academic)
- 1995 Jim Secretarski (All-Rookie)
Matt Gras (All-Academic)
Stuart Downing (All-Academic)
- 1996 David Attewell (All-Academic)
Jim Secretarski (All-Academic)
Melvin Freeny (All-Rookie)
Brandon Fields (All-Rookie)
- 1997 Geoff Walker (Second)
Craig Wucherpfennig (All-Academic)
- 1998 Marcus Faison (First)
Jim Cantamessa (Second)
Scott Knapp (Rookie of The Year)
Jim Secretarski (All-Academic)
Corey Osinski (All-Academic)
- 1999 Marcus Faison (First)
Corey Osinski (Second)
Jim Cantamessa (Third)
Dwayne Archbold (All-Rookie)
Brandon Fields (All-Academic)
Corey Osinski (All-Academic)
- 2000 Marcus Faison (First)
Corey Osinski (Second)
Jim Cantamessa (Third)
Corey Osinski (All-Academic)
- 2001 Dwayne Archbold (Second)
Scott Knapp (Second)
Michael Buhrman (All-Academic)
- 2002 Dwayne Archbold (First)
Michael Buhrman (All-Academic)
Andy Cavo (All-Academic)
Justin Miller (All-Academic)

- 2003 Prosper Karangwa (First)
Michael Haddix (Rookie)
Justin Miller (All-Academic)
- 2004 Michael Haddix (Second)
Michael Haddix (All-Academic)
Justin Miller (All-Academic)
- 2005 Jack McClinton (Rookie)
- 2006 Antoine Jordan (First)
Koyo Mensah (Third)
Kenny Hasbrouck (Rookie of The Year)
- 2007 Michael Haddix (First)
Michael Haddix (All-Academic)
Kenny Hasbrouck (Third)
Edwin Ubiles (Co-Rookie of The Year)
- 2008 Kenny Hasbrouck (First)
Edwin Ubiles (First)
Alex Franklin (Second)
Josh Duell (All-Academic)
- 2009 Kenny Hasbrouck (First, Player of The Year)
Edwin Ubiles (First)
Alex Franklin (Second)
Ronald Moore (Second)
Clarence Jackson (Sixth Man of The Year)
Kyle Downey (All-Rookie)
- 2010 Alex Franklin (First, Player of The Year)
Ronald Moore (First)
Ryan Rossiter (First)
Edwin Ubiles (Second)
Clarence Jackson (Third)
Kyle Griffin (All-Academic)
- 2011 Ryan Rossiter (First, Player of The Year)
Kyle Griffin (All-Academic)
- 2012 O.D. Anosike (First)
Evan Hymes (All-Rookie)
- 2013 O.D. Anosike (Second)
- 2014 Rob Poole (Third)
Marquis Wright (All-Rookie)
Lavon Long (All-Rookie)
Brett Bisping (All-Academic)
- 2015 Rob Poole (Third)
- 2016 Brett Bisping (First)
Javion Ogunyemi (Second,
Defensive Player of The Year)
Nico Clareth (All-Rookie,
Sixth Player of The Year)
- 2017 Brett Bisping (Second)
Marquis Wright (Second)

* Note: Siena joined the MAAC prior to the 1989-90 season

CONFERENCE HONORS

All-North Atlantic Conference

- 1985 Doug Poetzsch (First)
Matt Brady (Second)
- 1986 Matt Brady (Second)
Eric Banks (Second)
Steve McCoy (Rookie of The Year, All-Rookie)
- 1987 Matt Brady (Honorable Mention)
Steve McCoy (Honorable Mention)
Dwight Walton (Rookie of The Year, All-Rookie)
Jeffery Robinson (All-Rookie)
- 1988 Steve McCoy (First)
Rick Williams (First)
Marc Brown (Second, All-Rookie, Rookie of The Year)
- 1989 Marc Brown (First)
Jeffery Robinson (First, Player of The Year)
Steve McCoy (Second)
Mike Brown (All-Rookie)

TEAM HONORS

Conference Championships

- 1988 NAC Regular-Season Title
- 1989 NAC Regular-Season Title
NAC Postseason Title
- 1991 MAAC Regular-Season Title (Tie)
- 1999 MAAC Regular-Season Title (Tie)
MAAC Postseason Title
- 2000 MAAC Regular-Season Title
- 2002 MAAC Postseason Title
- 2008 MAAC Regular-Season Title (Tie)
MAAC Postseason Title
- 2009 MAAC Regular-Season Title
MAAC Postseason Title
- 2010 MAAC Regular-Season Title
MAAC Postseason Title
- 2014 CBI Champions

MAAC ALL-TOURNAMENT

- 1990 Marc Brown
- 1991 Marc Brown
- 1993 Doremus Bennerman
- 1994 Doremus Bennerman
- 1998 Scott Knapp
- 1999 Jim Cantamessa
- 1999 Marcus Faison (MVP)
- 1999 Scott Knapp
- 2000 Marcus Faison
- 2000 Jim Cantamessa
- 2002 Dwayne Archbold (MVP)
- 2002 Prosper Karangwa
- 2002 Andy Cavo
- 2004 Michael Haddix
- 2007 Michael Haddix, Kenny Hasbrouck
- 2008 Kenny Hasbrouck (MVP), Edwin Ubiles,
Alex Franklin, Tay Fisher
- 2009 Kenny Hasbrouck (MVP), Alex Franklin,
Ronald Moore
- 2010 Alex Franklin (MVP), Ronald Moore,
Ryan Rossiter, Edwin Ubiles
- 2016 Brett Bisping
- 2017 Brett Bisping, Nico Clareth,
Javion Ogunyemi, Marquis Wright


NIT

- 1994 Doremus Bennerman (MVP)

CBI

- 2014 Brett Bisping (MVP)

Michael Haddix



SIENA IN THE NCAA TOURNAMENT



NCAA Tournament Note

Corey Osinski was the recipient of the CBS Chevrolet Most Valuable Player Award for Siena after the Saints' appearance in the 1999 NCAA Tournament.



NCAA Tournament Note

Mike Brown made Siena history by converting the Saints' first NCAA Tournament field goal.

NCAA Tournament Note

Marc Brown scored a then-career-high 32 points in Siena's stunning 80-78 upset over Stanford in the opening round of the 1989 NCAA Tournament. Brown converted two free throws with three seconds left to put the Saints ahead 80-78.



NCAA Tournament Note

Ryan Rossiter had 16 points and an NCAA program-record 15 rebounds in Siena's 74-72 (2OT) win over Ohio State (3/20/09).



TEAM SINGLE-GAME RECORDS

Points	83, vs. Vanderbilt (3/21/08)
Field Goals	30, vs. Stanford (3/16/89)
	30, vs. Alcorn State (3/12/02)
Field Goal Attempts	72 vs. Ohio State (3/20/09)
Field Goal Percentage	.565 (26-46), vs. Vanderbilt (3/21/08)
3-Point Field Goals	11, vs. Stanford (3/16/89)
3-Point Field Goal Attempts	32, vs. Minnesota (3/18/89)
3-Point Field Goal Percentage	.478 (11-23), vs. Stanford (3/16/89)
Free Throws	26, vs. Villanova (3/23/08)
Free Throw Attempts	39, vs. Villanova (3/23/08)
Free Throw Percentage	1.000 (10-10), vs. Maryland (3/15/02)
Rebounds	53 vs. Ohio State (3/20/09)
Assists	17 vs. Louisville (3/20/09)
	17, vs. Maryland (3/15/02)
Steals	10, vs. Vanderbilt (3/21/08)
Blocks	4, vs. Villanova (3/23/08)
	4, vs. Stanford (3/16/89)
	4, vs. Arkansas (3/11/99)
Points	32, Marc Brown vs. Stanford (3/16/89)
Field Goals	13, Marc Brown vs. Stanford (3/16/89)
Field Goal Attempts	22, Jeff Robinson vs. Minnesota (3/18/89)
Field Goal Percentage	1.000 (6-6), Tay Fisher vs. Vanderbilt (3/21/08)
3-Point Field Goals	6, Tay Fisher vs. Vanderbilt (3/21/08)
	6, Jeff Robinson vs. Stanford (3/16/89)
	6, Jeff Robinson vs. Minnesota (3/18/89)
3-Point Field Goal Attempts	15, Jeff Robinson vs. Minnesota (3/18/89)
3-Point Field Goal Percentage	1.000 (6-6), Tay Fisher vs. Vanderbilt (3/21/08)
Free Throws	10, Kenny Hasbrouck vs. Vanderbilt (3/21/08)
Free Throw Attempts	14, Alex Franklin vs. Villanova (3/23/08)
Free Throw Percentage	1.000 (10-10), Kenny Hasbrouck vs. Vanderbilt (3/21/08)
Rebounds	15, Ryan Rossiter vs. Ohio State (3/20/09)
Assists	10, Ronald Moore vs. Louisville (3/22/09)
Steals	4, Ronald Moore vs. Louisville (3/22/09)
	4, Marcus Faison vs. Arkansas (3/11/99)
	4, Prosper Karangwa vs. Maryland (3/15/02)
Blocks	4, Monty Henderson vs. Stanford (3/16/89)
Minutes	50, Alex Franklin vs. Ohio State (3/20/09)

SIENA NCAA TOURNAMENT RESULTS

- 1989 – #14 Seed • East Regional, Greensboro, N.C.
First Round • Defeated #3 Stanford, 80-78
Second Round • Lost to #11 Minnesota, 80-67
- 1999 – #13 Seed • West Regional, Denver, Colo.
First Round • Lost to #4 Arkansas, 94-80
- 2002 – #16 Seed • East Regional, Dayton, Ohio/Washington, D.C.
Opening Round • Defeated Alcorn State (Dayton, Ohio), 81-77
First Round • Lost to #1 Maryland (Washington, D.C.), 85-70
- 2008 – #13 Seed • Midwest Regional, Tampa, Fla.
First Round • Defeated #4 Vanderbilt, 83-62
Second Round • Lost to #12 Villanova, 84-72
- 2009 – #9 Seed • Midwest Regional, Dayton, Ohio
First Round • Defeated #8 Ohio State, 74-72 (2OT)
Second Round • Lost to #1 Louisville, 79-72
- 2010 – #13 Seed • South Regional, Spokane, Wash.
First Round • Lost to #4 Purdue, 72-64


SIENA IN THE NIT

CAREER POINTS

NCAA	Pts.	NIT	Pts.
Edwin Ubiles	85	Doremus Bennerman	195
Kenny Hasbrouck	70	Matt Gras	77
Alex Franklin	61	Marc Brown	74
Jeffrey Robinson	43	Marcus Faison	49
Ronald Moore	42	Prosper Karangwa	45
Marc Brown	41	Michael Haddix	40
Prosper Karangwa	38	Justin Miller	37
Dwayne Archbold	32	Steve Downey	36
Ryan Rossiter	32	Tommy Mitchell	35

POSTSEASON NIT* RESULTS

- 3/17/88**
Boston College 73, Siena 65
at Roberts Center, Boston, Mass.
- 3/14/91**
Siena 90, Fairleigh Dickinson 85
at Knickerbocker Arena, Albany, N.Y.
- 3/19/91**
Siena 63, South Carolina 58
at Knickerbocker Arena, Albany, N.Y.
- 3/21/91**
Massachusetts 82, Siena 80 (OT)
at Knickerbocker Arena, Albany, N.Y.
- 3/16/94**
Siena 76, Georgia Tech 68
at Knickerbocker Arena, Albany, N.Y.
- 3/22/94**
Siena 89, Tulane 79
at Knickerbocker Arena, Albany, N.Y.
- 3/24/94**
Siena 75, Bradley 62
at Glens Falls Civic Center, Glens Falls, N.Y.
- 3/28/94**
Villanova 66, Siena 58
at Madison Square Garden, New York, N.Y.
- 3/30/94**
Siena 92, Kansas State 79
at Madison Square Garden, New York, N.Y.
- 3/16/00**
Siena 66, UMass 65
at Pepsi Arena, Albany, N.Y.
- 3/20/00**
Penn State 105, Siena 103
at Bryce Jordan Center, State College Pa.
- 3/18/03**
Siena 74, Villanova 59
at Pepsi Arena, Albany, N.Y.
- 3/23/03**
Siena 68, Western Michigan 62
at Pepsi Arena, Albany, N.Y.
- 3/25/03**
Alabama-Birmingham 80, Siena 71
at Pepsi Arena, Albany, N.Y.



INDIVIDUAL SINGLE-GAME RECORDS

Points	51, Doremus Bennerman vs. Kansas State (3/30/94)
Field Goals	12, Marc Brown vs. Fairleigh Dickinson (3/14/91)
Field Goal Attempts	24, Marc Brown vs. Fairleigh Dickinson (3/14/91)
Field Goal Percentage	1.000 (4-4), Geoff Walker vs. Tulane (3/22/94)
3-Point Field Goals	6, Doremus Bennerman vs. Georgia Tech (3/16/94)
	6, Doremus Bennerman vs. Kansas State (3/30/94)
3-Point Field Goal Attempts	12, Doremus Bennerman vs. Georgia Tech (3/16/94)
3-Point Field Goal Percentage	.750 (6-8), Doremus Bennerman vs. Kansas State (3/30/94)
Free Throws	27, Doremus Bennerman vs. Kansas State (3/30/94)
Free Throw Attempts	30, Doremus Bennerman vs. Kansas State (3/30/94)
Free Throw Percentage	1.000 (6-6), Tommy Mitchell vs. Villanova (3/18/03)
Rebounds	15, Lee Matthews vs. Massachusetts (3/21/91)
Assists	9, Prosper Karangwa vs. Villanova (3/18/03)
Steals	5, Marcus Faison vs. Penn State (3/20/00)
Blocks	5, Lee Matthews vs. Massachusetts (3/21/91)
Minutes	45, Marc Brown vs. Massachusetts (3/21/91)

TEAM SINGLE-GAME RECORDS

Points	103, vs. Penn State (3/20/00)
Field Goals	39, vs. Penn State (3/20/00)
Field Goal Attempts	75, vs. Penn State (3/20/00)
Field Goal Percentage	.558 (24-43), vs. Bradley (3/24/94)
3-Point Field Goals	10, vs. Villanova (3/18/03)
3-Point Field Goal Attempts	23, vs. Villanova (3/18/03)
3-Point Field Goal Percentage	.643 (9-14), vs. Kansas State (3/30/94)
Free Throws	37, vs. Kansas State (3/30/94)
Free Throw Attempts	43, vs. Kansas State (3/30/94)
Free Throw Percentage	.860 (37-43), vs. Kansas State (3/30/94)
Rebounds	51, vs. Western Michigan (3/23/03)
Assists	24, vs. Penn State (3/20/00)
Steals	16, vs. Penn State (3/20/00)
Blocks	8, vs. Massachusetts (3/21/91)

* Siena has appeared in the Preseason NIT three times, in 1992, 1999 and 2007. All listed records do not reflect these games. Below are the results:

11/18/92 Florida State 89, Siena 80	11/12/07 Syracuse 97, Siena 89
11/16/99 Siena 89, Davidson 79	11/13/07 Siena 88, Fairleigh Dickinson 66
11/18/99 Notre Dame 107, Siena 96	



SIENA BASKETBALL: NCAA/NIT RECORD BOOK

CAREER POINTS

NCAA	Pts.	NIT	Pts.
Edwin Ubiles	85	Doremus Bennerman	195
Kenny Hasbrouck	70	Matt Gras	77
Alex Franklin	61	Marc Brown	74
Jeffrey Robinson	43	Marcus Faison	49
Ronald Moore	42	Prosper Karangwa	45
Marc Brown	41	Michael Haddix	40
Prosper Karangwa	38	Justin Miller	37
Dwayne Archbold	32	Steve Downey	36
Ryan Rossiter	32	Tommy Mitchell	35

SCORING AVERAGE

NCAA	PPG	NIT	PPG
Jeffrey Robinson	21.5	Marcus Faison	24.5
Marc Brown	20.5	Doremus Bennerman	24.4
Prosper Karangwa	19.0	Ricky Williams	23.0
Marcus Faison	18.0	Marc Brown	18.5
Kenny Hasbrouck	17.5	Matt Gras	15.4
Edwin Ubiles	17.0	Corey Osinski	13.5
Corey Osinski	17.0	Michael Haddix	13.3
Alex Franklin	12.2	Jim Cantamessa	13.0
Tay Fisher	12.0	Justin Miller	12.3

CAREER REBOUNDS

NCAA	Reb.	NIT	Reb.
Alex Franklin	42	Matt Gras	36
Ryan Rossiter	36	Brian Bidlingmyer	31
Edwin Ubiles	31	Geoff Walker	28
Kenny Hasbrouck	24	Lee Matthews	27
Ronald Moore	22	Justin Miller	25
James Clinton	16	Doremus Bennerman	24
Steve McCoy	13	Steve Downey	23
Jeffrey Robinson	13	Bruce Schroeder	18
Monty Henderson	11	Antoine Jordan	18
Dwayne Archbold	11		
Prosper Karangwa	11		

REBOUNDING AVERAGE

NCAA	RPG	NIT	RPG
Corey Osinski	9.0	Steve McCoy	9.0
Alex Franklin	8.4	Lee Matthews	9.0
Ryan Rossiter	7.2	Justin Miller	8.3
Steve McCoy	6.5	Matt Gras	7.2
Jeffrey Robinson	6.5	Marcus Faison	6.5
Edwin Ubiles	6.2	Brian Bidlingmyer	6.2
Kenny Hasbrouck	6.0	Bruce Schroeder	6.0
Monty Henderson	5.5	Antoine Jordan	6.0
Prosper Karangwa	5.5	Steve Downey	5.8

CAREER ASSISTS

NCAA	Ast.	NIT	Ast.
Ronald Moore	32	Doremus Bennerman	32
Marc Brown	14	Marc Brown	22
Prosper Karangwa	12	Brian Bidlingmyer	20
Edwin Ubiles	7	Prosper Karangwa	16
Dwayne Archbold	6	Antoine Jordan	10
Kenny Hasbrouck	6	Isaiah Stewart	9
Melvin Freeny	5	Marcus Faison	8
Alex Franklin	5	Bruce Schroeder	7
Chris De La Rosa	5	Justin Miller	7
Ryan Rossiter	5		

ASSISTS PER GAME

NCAA	APG	NIT	APG
Marc Brown	7.0	Marc Brown	5.5
Ronald Moore	6.4	Isaiah Stewart	4.5
Prosper Karangwa	6.0	Doremus Bennerman	4.0
Melvin Freeny	5.0	Brian Bidlingmyer	4.0
Scott Knapp	3.0	Marcus Faison	4.0
		Antoine Jordan	3.3
		Prosper Karangwa	3.2

GAMES PLAYED

NCAA	GP	NIT	GP
Alex Franklin	5	Doremus Bennerman	8
Ronald Moore	5	Andy Shorkey	6
Edwin Ubiles	5	Brian Bidlingmyer	5
Ryan Rossiter	5	Geoff Walker	5
Josh Duell	4	Matt Grass	5
Kenny Hasbrouck	4	Harel Gadot	5
Clarence Jackson	4	Prosper Karangwa	5
Dwayne Archbold	3		
James Clinton	3		

CAREER FIELD GOALS

NCAA	FG	NIT	FG
Edwin Ubiles	29	Doremus Bennerman	44
Alex Franklin	22	Matt Gras	30
Kenny Hasbrouck	22	Marc Brown	26
Marc Brown	17	Michael Haddix	19
Jeffrey Robinson	15	Marcus Faison	17
Prosper Karangwa	15	Prosper Karangwa	14
Ronald Moore	14	Steve Downey	13
Ryan Rossiter	13	Justin Miller	12
James Clinton	10		

CAREER FREE THROWS

NCAA	FT	NIT	FT
Alex Franklin	23	Doremus Bennerman	85
Edwin Ubiles	22	Bruce Schroeder	15
Kenny Hasbrouck	19	Matt Gras	14
Dwayne Archbold	10	Marc Brown	13
Ronald Moore	9	Prosper Karangwa	13
Marcus Faison	6	Justin Miller	12
Justin Miller	6	Steve Downey	10
Corey Osinski	5	Marcus Faison	10
Prosper Karangwa	5		

CAREER FIELD-GOAL PERCENTAGE (minimum average: 2 FGs/game)

NCAA	FG%	NIT	FG%
Melvin Freeny	75% (3-4)	Michael Haddix	67.9% (19-28)
Mike Brown	70% (7-10)	Jim Cantamessa	66.7% (10-15)
Tay Fisher	70% (7-10)	Monty Henderson	66.7% (2-3)
Joe Middleton	66.7% (2-3)	Lee Matthews	63.2% (12-19)
Prosper Karangwa	62.5% (15-24)	Justin Miller	63.2% (12-19)
Marcus Faison	62.5% (5-8)		
Brandon Fields	62.5% (5-8)		
James Clinton	58.8% (10-17)		
Ryan Rossiter	54.2% (13-24)		

CAREER FREE-THROW PERCENTAGE (minimum average: 2 FTs attempted/game)

NCAA	FT%	NIT	FT%
Corey Osinski	100% (5-5)	Tommy Mitchell	100% (6-6)
Tom Huerter	100% (4-4)	Doremus Bennerman	89.5% (85-95)
OD Anosike	100% (2-2)	Ricky Williams	88.9% (8-9)
Dwayne Archbold	90.9% (10-11)	Marcus Faison	83.3% (10-12)
Ronald Moore	90% (9-10)	Matt Gras	82.4% (14-17)
Kenny Hasbrouck	86.4% (19-22)	Prosper Karangwa	81.3% (13-16)
Prosper Karangwa	83.3% (5-6)		

SIENA BASKETBALL: CBI RECORD BOOK

CAREER POINTS

Brett Bisping	109
Rob Poole	87
Ryan Oliver	63
Marquis Wright	63
Lavon Long	61

SCORING AVERAGE

Brett Bisping	15.6
Rob Poole	14.5
Nico Clareth	14.0
Ryan Oliver	9.0
Marquis Wright	9.0

CAREER REBOUNDS

Brett Bisping	51
Lavon Long	34
Marquis Wright	32
Rob Poole	29
Ryan Oliver	26

REBOUNDING AVERAGE

Brett Bisping	7.3
Lavon Long	4.9
Rob Poole	4.8
Marquis Wright	4.6

CAREER ASSISTS

Marquis Wright	27
Rob Poole	14
Lavon Long	13
Ryan Oliver	12

ASSISTS AVERAGE

Marquis Wright	3.9
Rob Poole	2.3
Lavon Long	1.9
Ryan Oliver	1.7

GAMES PLAYED

Brett Bisping	7
Lavon Long	7
Javion Ogunyemi	7
Ryan Oliver	7
Marquis Wright	7

CAREER FIELD GOALS

Brett Bisping	39
Rob Poole	28
Ryan Oliver	23
Lavon Long	21
Marquis Wright	18

CAREER FREE THROWS

Marquis Wright	26
Brett Bisping	25
Lavon Long	19
Rob Poole	19

CAREER FIELD-GOAL PERCENTAGE (minimum average: 2 FGs/game)

Ryan Oliver	53.5% (23-43)
Brett Bisping	50% (39-78)
Lavon Long	42% (21-50)
Rob Poole	40% (28-70)
Marquis Wright	39.1% (18-46)

CAREER FREE-THROW PERCENTAGE (minimum average: 2 FTs attempted/game)

Marquis Wright	83.9% (26-31)
Brett Bisping	74.3% (26-35)
Rob Poole	73.1% (19-26)
Lavon Long	70.4% (19-27)



SIENA IN THE MAAC TOURNAMENT

INDIVIDUAL SINGLE-GAME RECORDS

Points	36, Dwayne Archbold vs. Marist (3/2/02)
Field Goals	12, Marc Brown vs. Iona (3/3/91)
Field Goal Attempts	24, Marc Brown vs. Iona (3/3/91)
Field Goal Percentage	.875 (7-8), Marcus Faison vs. Canisius (2/28/98)
3-Point Field Goals	7, Nico Clareth vs. Monmouth (3/5/17)
3-Point Field Goal Attempts	13, Jeff Robinson vs. La Salle (3/4/90)
3-Point Field Goal Percentage	1.000 (3-3), Bryan Balsler vs. Fairfield (3/5/94) 1.000 (3-3), Isaiah Stewart vs. Manhattan (3/1/98)
Free Throws	16, Doremus Bennerman vs. Fairfield (3/5/94)
Free Throw Attempts	18, Doremus Bennerman vs. Fairfield (3/5/94)
Free Throw Percentage	1.000 (8-8), Doremus Bennerman vs. Niagara (3/7/92) 1.000 (8-8), Doremus Bennerman vs. Manhattan (3/7/93)
Rebounds	18, Ryan Rossiter vs. Rider (3/7/10)
Assists	14, Ronald Moore vs. Fairfield (3/8/09)
Steals	5, Marc Brown vs. Canisius (3/2/91) 5, Melvin Freeny vs. Canisius (2/28/98)
Blocks	5, Javion Ogunyemi vs. Manhattan (3/5/16) 5, Brandon Walters vs. Manhattan (3/3/12)
Minutes	45, Marc Brown vs. Iona (3/3/91)

MAAC Tournament Note

Marcus Faison led Siena to the MAAC Championship Game in 1998, 1999 and 2000.

TEAM SINGLE-GAME RECORDS

Points	101, vs. Rider (2/26/99)
Field Goals	34, vs. Rider (2/26/99)
Field Goal Attempts	79, vs. Iona (3/2/98)
Field Goal Percentage	.558 (29-52), vs. Niagara (3/7/92)
3-Point Field Goals	13, vs. Iona (3/3/91) 13, vs. Rider (2/26/99)
3-Point Field Goal Attempts	36, vs. La Salle (3/4/90)
3-Point Field Goal Percentage	.556 (10-18), vs. Monmouth (3/5/17)
Free Throws	35, vs. Manhattan (3/5/16)
Free Throw Attempts	45, vs. Manhattan (3/5/16)
Free Throw Percentage	.913 (21-23), vs. La Salle (3/4/90)
Rebounds	52, vs. Iona (3/6/17)
Assists	25, vs. Fairfield (3/8/09)
Steals	15, vs. Canisius (2/28/98)
Blocks	8, vs. Niagara (3/9/09) 8, vs. Niagara (3/4/02)

SIENA MAAC TOURNAMENT RESULTS

Knickerbocker Arena/Pepsi Arena/ Times Union Center, Albany, N.Y.

1990	3/3 • Siena 71, Canisius 53 3/4 • La Salle 106, Siena 90
1991	3/2 • Siena 76, Canisius 62 3/3 • Iona 95, Siena 90 (OT)
1992	3/7 • Siena 83, Niagara 57 3/8 • La Salle 84, Siena 71
1993	3/6 • Siena 70, Fairfield 61 3/7 • Manhattan 71, Siena 70
1994	3/5 • Siena 84, Fairfield 73 3/6 • Manhattan 68, Siena 65
1995	3/4 • Saint Peter's 53, Siena 45
1996	3/2 • Iona 71, Siena 59
1998	2/28 • Siena 87, Canisius 83 (OT) 3/1 • Siena 77, Manhattan 71 3/2 • Iona 90, Siena 75
2000	3/4 • Siena 82, Canisius 71 3/5 • Siena 90, Niagara 88 3/2 • Iona 84, Siena 80
2002	3/1 • Siena 77, Saint Peter's 66 3/2 • Siena 82, Marist 76 3/3 • Siena 83, Fairfield 63 3/4 • Siena 92, Niagara 77
2004	3/5 • Siena 73, Marist 64 3/6 • Siena 66, Fairfield 63 3/7 • Niagara 79, Siena 74
2006	3/4 • Saint Peter's 63, Siena 62
2008	3/8 • Siena 66, Manhattan 58 3/9 • Siena 65, Loyola 63 3/10 • Siena 74, Rider 53
2009	3/7 • Siena 77, Canisius 52 3/8 • Siena 80, Fairfield 65 3/9 • Siena 77, Niagara 70
2010	3/6 • Siena 78, Manhattan 61 3/7 • Siena 72, Rider 62 3/8 • Siena 72, Fairfield 65 (OT)
2015	3/5 • Siena 71, Niagara 54 3/7 • Iona 74, Siena 71
2016	3/5 • Siena 89, Manhattan 76 3/6 • Iona 81, Siena 70
2017	3/4 Siena 78, Fairfield 66 3/5 Siena 89, Monmouth 85 3/6 Iona 87, Siena 86 (OT)

Marine Midland Arena, Buffalo, N.Y.

1997	3/1 • Canisius 84, Siena 44
1999	2/26 • Siena 101, Rider 73 2/27 • Siena 56, Marist 55 3/1 • Siena 82, Saint Peter's 67

HSBC Arena, Buffalo, N.Y.

2001	3/3 • Siena 79, Manhattan 76 3/4 • Canisius 76, Siena 64
2005	3/4 • Iona 68, Siena 51

Sovereign Bank Arena, Trenton, N.J.


2003	3/8 • Siena 70, Marist 68 3/9 • Fairfield 67, Siena 63
------	---

Arena at Harbor Yard, Bridgeport, Conn.

2007	3/3 • Siena 75, Manhattan 72 3/4 • Siena 86, Marist 78 3/5 • Niagara 83, Siena 79
2011	3/4 • Siena 68, Manhattan 66 (OT) 3/5 • Iona 94, Siena 64

MassMutual Center, Springfield, Mass.

2012	3/3 • Siena 84, Manhattan 82 OT 3/4 • Loyola 70, Siena 60
2013	3/8 • Siena 70, Marist 64 3/9 • Niagara 74, Siena 62
2014	3/8 • Canisius 71, Siena 65



MAAC Tournament Note

Jeff Robinson helped Siena advance to the MAAC semifinals in its first year in the conference – 1990.

MAAC Tournament Note

Dwayne Archbold scored a MAAC Tournament-record 111 points in 2002, helping the Saints become the first team to win four MAAC Tournament games.



MAAC Tournament Note

Kenny Hasbrouck was named MAAC Tournament MVP in 2008 and 2009.

SIENA SUCCESS

NCAA TOURNAMENT SUCCESS

	Bids	Wins	Losses	Pct.	Last Win	Last Bid
Canisius	4	6	4	60.0	1957	1996
Siena	6	4	6	40.0	2009	2010
Niagara	3	2	4	33.3	1970	2007
Manhattan	8	3	9	25.0	2004	2015
Monmouth	4	1	4	20.0	2006	2006
Iona*	12	0	11	00.0	1980	2017
Saint Peter's	3	0	3	00.0	—	2011
Fairfield	3	0	3	00.0	—	1997
Rider	3	0	3	00.0	—	1994
Marist	2	0	2	00.0	—	1987
Quinnipiac	0	0	0	00.0	—	—

* Vacated 1980 win and loss due to NCAA violations

CBI SUCCESS

	Wins	Losses	Pct.
Siena*	5	2	71.4
Rider	0	2	00.0
Quinnipiac	0	1	00.0
Canisius	0	0	00.0
Fairfield	0	0	00.0
Iona	0	0	00.0
Manhattan	0	0	00.0
Marist	0	0	00.0
Monmouth	0	0	00.0
Niagara	0	0	00.0
Saint Peter's	0	0	00.0

* 2014 Champion

NIT SUCCESS

	Wins	Losses	Pct.
Siena	9	5	64.3*
Canisius	5	6	45.5
Niagara	9	14	39.1
Marist	1	2	33.3
Monmouth	1	2	33.3
Manhattan	8	19	29.6
Saint Peter's	5	13	27.8
Fairfield	2	6	25.0
Iona	1	6	14.3
Rider	0	1	00.0
Quinnipiac	0	1	00.0

* 20th best in NIT history

NCAA, NIT, AND CBI COMBINED POST-SEASON SUCCESS

	Won	Lost	Pct.
Siena	18	13	58.1
Canisius	11	10	52.4
Niagara	11	18	37.9
Manhattan	11	28	28.2
Monmouth	2	6	25.0
Saint Peter's	5	16	23.8
Marist	1	4	20.0
Fairfield	2	9	18.2
Iona*	1	17	5.5
Rider	0	6	00.0
Quinnipiac	0	2	00.0

* vacated 1980 win and loss due to NCAA violations



SIENA AND THE AP TOP-25

SIENA IN THE AP TOP-25

13 WEEKS

MOST RECENT:
DEC. 15, 1953 (19TH)

Siena has been ranked for 13 separate weeks in its history, with each occurrence coming between 1950-53 prior to joining the Division ranks. The program achieved a peak national ranking of 11 in the Jan. 15, 1952 AP Poll. Siena is 8-9 all-time as a nationally ranked team, including 1-3 in matchups where both teams were ranked.

WEEK	RANK
Jan. 10, 1950	18
Jan. 16, 1951	18
Jan. 23, 1951	13
Feb. 6, 1951	19
Mar. 7, 1951	18
Jan. 8, 1952	17
Jan. 15, 1952	11
Jan. 22, 1952	19
Jan. 29, 1952	18
Feb. 12, 1952	16
Feb. 19, 1952	18
Feb. 26, 1952	20
Dec. 15, 1953	19

SIENA AS AN AP TOP-25 TEAM (8-9)

DATE	RESULT
Jan. 12, 1950	Niagara 59, at #18 Siena 49
Jan. 14, 1950	at #18 Siena 59, Seton Hall 48
Jan. 27, 1951	at Iona 55, #13 Siena 54
Feb. 6, 1951	at #19 Siena 58, Niagara 44
Mar. 10, 1951	at #20 Villanova 78, #18 Siena 57
Mar. 12, 1951	at LeMoyné 57, #18 Siena 53!
Jan. 18, 1952	at LeMoyné 53, #11 Siena 51
Jan. 26, 1952	at #19 Siena 61, Manhattan 58
Feb. 2, 1952	New York Athletic Club 33, at #19 Siena 29
Feb. 12, 1952	at #16 Siena 55, #13 Oklahoma City 50
Feb. 14, 1952	at #16 Siena 69, Williams 45
Feb. 19, 1952	at #10 St. Bonaventure 69, #18 Siena 44
Feb. 21, 1952	#18 Siena 55, at Niagara 47
Feb. 23, 1952	at #18 Siena 52, St. Francis Brooklyn 43
Feb. 26, 1952	at #19 Villanova 57, #20 Siena 49
Mar. 1, 1952	#20 Siena 66, Southern Illinois 60
Dec. 19, 1953	Xavier 66, at #19 Siena 54

!National Catholic Invitational Tournament

SIENA BASKETBALL vs. THE AP TOP-25 (6-44)

Siena is 6-44 all-time against AP Top-25 opponents. The program was 3-14 during its pre-Division I era, highlighted by a 55-52 win over 11th ranked Seton Hall on Jan. 12, 1952 in the Capital Region. Siena is 3-30 against AP Top-25 teams since joining the Division I ranks in 1976-77. Two of Siena's Division I Top-25 victories have come in the NCAA Tournament against 13th ranked Stanford in 1989 and 19th ranked Vanderbilt in 2008. The program's lone regular-season victory against an AP Top-25 foe was a 79-67 triumph over 20th ranked Stanford on Nov. 17, 2007 at the Times Union Center.

PRE-DIVISION I (3-14)

DATE	RESULT
Mar. 10, 1951	at #20 Villanova 78, #18 Siena 57
Jan. 12, 1952	at Siena 55, #11 Seton Hall 52
Feb. 12, 1952	at #16 Siena 55, #13 Oklahoma City 50
Feb. 19, 1952	at 10 St. Bonaventure 69, #18 Siena 44
Feb. 26, 1952	at #19 Villanova 57, #20 Siena 49
Mar. 6, 1952	#15 St. Bonaventure 61, at Siena 59
Dec. 20, 1952	at #14 St. Bonaventure 65, Siena 46
Jan. 24, 1953	at #20 Manhattan 61, Siena 49
Feb. 11, 1953	at #1 Seton Hall 62, Siena 49
Feb. 14, 1953	Siena 61, at #16 Fordham 57
Feb. 19, 1953	at #19 Villanova 67, Siena 48
Feb. 25, 1956	#16 St. Francis Brooklyn 71, at Siena 70
Feb. 3, 1959	#18 St. Bonaventure 89, at Siena 69
Feb. 22, 1959	at #14 St. Bonaventure 75, Siena 48
Feb. 6, 1960	#8 Villanova 63, at Siena 38
Feb. 20, 1960	#16 Providence 47, at Siena 35
Feb. 23, 1961	at #2 St. Bonaventure 99, Siena 45

DIVISION I (3-30)

DATE	RESULT
Feb. 1, 1978	at #18 Syracuse 100, Siena 73
Jan. 17, 1979	at #12 Syracuse 144, Siena 92
Feb. 4, 1980	at #4 Syracuse 99, Siena 64
Jan. 2, 1988	at #7 Syracuse 123, Siena 72
Nov. 30, 1988	at #19 Florida 71, Siena 67
Mar. 16, 1989	Siena 80, #13 Stanford 78!
Nov. 28, 1989	at #18 Pittsburgh 101, Siena 89
Jan. 9, 1990	at #21 La Salle 106, Siena 90*
Mar. 4, 1990	#13 La Salle 106, at Siena 90^
Nov. 23, 1990	#18 Virginia 80, Siena 77#
Nov. 28, 1990	#13 Pittsburgh 82, at Siena 80
Nov. 18, 1992	at #9 Florida State 89, Siena 80%
Dec. 8, 1992	#23 Massachusetts 70, at Siena 58
Dec. 6, 1996	at #9 Iowa State 64, Siena 54
Mar. 11, 1999	#17 Arkansas 94, Siena 80!
Nov. 20, 2001	#13 Oklahoma State 82, Siena 64\$
Mar. 15, 2002	#4 Maryland 85, Siena 70!
Dec. 23, 2002	#21 Xavier 96, at Siena 88
Dec. 20, 2003	at #17 Syracuse 74, Siena 61
Nov. 27, 2004	#4 Syracuse 78, at Siena 56
Nov. 25, 2005	at #17 Syracuse 96, Siena 77
Nov. 17, 2007	at Siena 79, #20 Stanford 67
Jan. 3, 2008	at #2 Memphis 102, Siena 58
Mar. 21, 2008	Siena 83, #19 Vanderbilt 62!
Nov. 27, 2008	#12 Tennessee 78, Siena 64&
Dec. 17, 2008	at #3 Pittsburgh 79, Siena 66
Mar. 22, 2009	#1 Louisville 79, Siena 72!
Feb. 20, 2010	at #18 Butler 70, Siena 53
Mar. 19, 2010	#10 Purdue 72, Siena 64!
Nov. 28, 2013	#21 Memphis 87, Siena 60&
Nov. 13, 2015	at #5 Duke 92, Siena 74@
Nov. 15, 2015	at #17 Wisconsin 92, Siena 65@
Nov. 18, 2016	at #7 Kansas 86, Siena 65>

!NCAA Tournament

*MAAC Game

^MAAC Tournament Game

#Great Alaska Shootout

%Preseason NIT

\$Las Vegas Tourney

&Old Spice Classic

@2K Classic Benefiting Wounded Warrior Project

>CBE Hall of Fame Classic

NOTES

The Associated Press began its basketball poll on Jan. 20, 1949
Siena joined Division I in 1976-77

FROM SEA TO SHINING SEA IN THE POST SEASON

NCAA, NIT, CBI OPPONENTS

1988 • NIT – Boston College

1989 • NCAA – Stanford; Minnesota

1991 • NIT – Fairleigh Dickinson, South Carolina, Massachusetts

1994 • NIT – Georgia Tech, Tulane, Bradley, Villanova, Kansas State

1999 • NCAA – Arkansas

2000 • NIT – Massachusetts, Penn State

2002 • NCAA – Alcorn State, Maryland

2003 • NIT – Villanova, Central Michigan, UAB

2008 • NCAA – Vanderbilt, Villanova

2009 • NCAA – Ohio State, Louisville

2010 • NCAA – Purdue

2014 • CBI – Stony Brook, Penn State, Illinois State, Fresno State

2016 • CBI – Morehead State

States from which Siena's postseason opponents hail



States in which Siena appeared in postseason play

1988 • at Boston College

1989 • Greensboro, NC

1991 • Home

1994 • Home;
Madison Square Garden

1999 • Denver, CO

2000 • Home; Penn State

2002 • Dayton, OH;
Washington, DC

2003 • Home

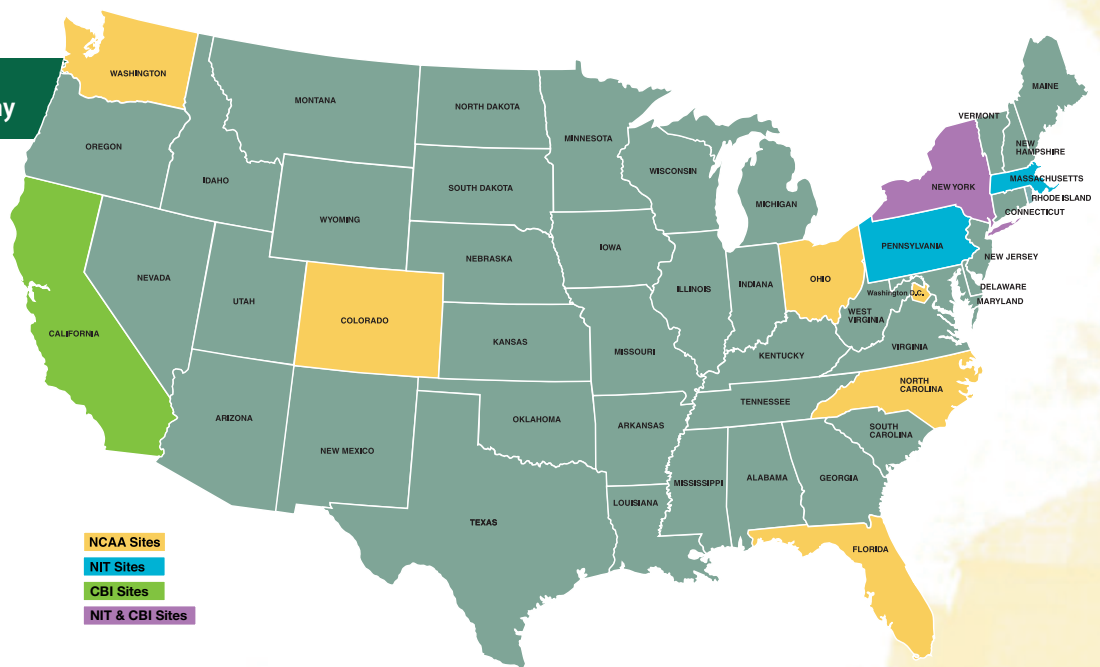
2008 • Tampa, FL

2009 • Dayton, OH

2010 • Spokane, WA

2014 • Home; Fresno, CA

2016 • Home



NCAA Sites
NIT Sites
CBI Sites
NIT & CBI Sites

SIENA IN THE POST SEASON

DIVISION I POSTSEASON SUCCESS vs. THE POWER CONFERENCES (AND MORE)

	ACC	PAC-10**	BIG TEN	SEC	BIG EAST	BIG 12	OTHER
1988 NIT Boston College*	L, 65-73						
1989 NCAA Stanford Minnesota		W, 80-78	L, 67-80				
1991 NIT Fairleigh Dickinson South Carolina Massachusetts				W, 63-58			W, 90-85 L, 80-82 (OT)
1994 NIT Georgia Tech Tulane Bradley Villanova Kansas State	W, 76-68				L, 58-66	W, 92-79	W, 89-79 W, 75-62
1999 NCAA Arkansas				L, 80-94			
2000 NIT UMass Penn State			L, 103-105				W, 66-65
2002 NCAA Alcorn State Maryland***	L, 70-85						W, 81-77
2003 NIT Villanova Western Michigan Alabama-Birmingham					W, 74-59		W, 68-62 L, 71-80
2008 NCAA Vanderbilt Villanova				W, 83-62	L, 72-84		
2009 NCAA Ohio State Louisville****			W, 74-72 (2 OT)		L, 72-79		
2010 NCAA Purdue			L, 64-72				

*Boston College was a member of the Big East Conference in 1988

**The PAC 10 is now the PAC 12

***Maryland is now a member of the Big 10 Conference

****Louisville is currently a member of the ACC

13 WINS • 11 LOSSES IN NCAA AND NIT POSTSEASON PLAY

1 win 1 loss vs. ACC
1 win 0 losses vs. PAC 12
1 win 3 losses vs. Big 10
2 wins 1 loss vs. SEC
1 win 0 losses vs. Big 12

1 win 4 losses vs. Big East
1 win 0 losses vs. Northeast
1 win 1 loss vs. A-10
1 win 1 loss vs. C-USA
1 win 0 losses vs. Missouri Valley
1 win 0 losses vs. Southwestern
1 win 0 losses vs. Mid-American

6 wins 5 losses vs. the Big Five conferences

7 wins 6 losses vs. the other seven conferences

NCAA APPEARANCES

1 win 1 loss Greensboro, NC
0 wins 1 loss Denver, CO
2 wins 1 loss Dayton, OH
0 wins 1 loss Washington, DC
1 win 1 loss Tampa, FL
0 wins 1 loss Spokane, WA

NIT APPEARANCES

7 wins 2 losses Albany, NY
1 win 0 losses Glens Falls, NY
1 win 1 loss New York, NY
0 wins 2 losses Away (Boston College; Penn State)

DIVISION I SUCCESS

Season	W	L	Winning %	Postseason Tournament		
1976-77	9	15	37.5			
1977-78	13	10	56.5			
1978-79	14	12	53.8			
Decade of the 70s	36	37	49.3			
2 Winning Seasons						
1979-80	14	14	50.0			
1980-81	17	10	63.0			
1981-82	15	13	53.6			
1982-83	12	16	42.9			
1983-84	15	13	53.6			
1984-85	22	7	75.9			
1985-86	21	8	72.4			
1986-87	17	12	58.6			
1987-88	23	6	79.3		NIT	
1988-89	25	5	83.3	NCAA		
Decade of the 80s	181	104	63.5	1-1	0-1	
9 winning seasons						
1989-90	16	13	55.2			
1990-91	25	10	71.4		NIT	
1991-92	19	10	65.5			
1992-93	16	13	55.2			
1993-94	25	8	75.8		NIT	
1994-95	8	19	29.6			
1995-96	5	22	18.5			
1996-97	9	18	33.3			
1997-98	17	12	58.6			
1998-99	25	6	80.6	NCAA		
Decade of the 90s	165	131	55.7	0-1 NCAA	6-2 NIT	
7 winning seasons						
1999-00	24	9	72.7		NIT	
2000-01	20	11	64.5			
2001-02	17	19	47.2	NCAA		
2002-03	21	11	65.6		NIT	
2003-04	14	16	46.7			
2004-05	6	24	20.0			
2005-06	15	13	53.6			
2006-07	20	12	62.5			
2007-08	23	11	67.6	NCAA		
2008-09	27	8	77.1	NCAA		
Decade of the 2000s	187	134	58.3	3-3 NCAA	3-2 NIT	
7 winning season						
2009-10	27	7	79.4	NCAA		
2010-11	13	18	41.9			
2011-12	14	17	45.2			
2012-13	8	24	25.0			
2013-14	20	18	52.6			CBI
2014-15	11	20	35.5			
2015-16	21	13	61.8			CBI
2016-17	17	17	.500			
Decade of the 2010s	131	134	.494	0-1 NCAA		5-2 CBI
3 winning seasons						
1976-2016 (41 Seasons)	700	540	.565	4-6 NCAA	9-5 NIT	5-2 CBI

17.1 wins – 13.4 losses/season

28 winning seasons

16 20-win season

11 NCAA and NIT appearances

13 Postseason appearances (NCAA, NIT, CBI)

DIVISION I COACHES IN THE POSTSEASON

Coach	Season	Record	Tournament	W	L
Deane	1987-88	23-6	NIT	0	1
	1989-90	25-5	NCAA	1	1
	1990-91	25-10	NIT	2	1
	1993-94	25-8	NIT	4	1
four seasons • NCAA 1-1; NIT 6-3					
Hewitt	1998-99	25-6	NCAA	0	1
	1999-00	24-9	NIT	1	1
	two seasons • NCAA 0-1; NIT 1-1				
Lanier	2001-02	17-19	NCAA	1	1
	2002-03	21-11	NIT	2	1
	two seasons • NCAA 1-1; NIT 2-1				
McCaffery	2007-08	23-11	NCAA	1	1
	2008-09	27-8	NCAA	1	1
	2009-10	27-7	NCAA	0	1
three seasons • NCAA 2-3					
Patsos	2013-14	20-18	CBI	5	1
	2015-16	21-13	CBI	0	1
two seasons • CBI 5-2					



SIENA'S DIVISION I ALUMNI

Many Siena alumni have gone on to successful careers in their chosen field. Siena's Division I basketball players are no exception. Many have played their educational background at Siena into satisfying careers, and many have remained in the Capital Region to do so. Below is a list of Siena's Division I alumni. Corrections or additions are welcome. If you have additional information, please contact the Athletic Communications Office.

CLASS OF 1977

Frank Dyer (Albany, N.Y.), BBA (Accounting)
Vice President, Wealth Development, Pioneer Bank

Gary Holle, BA (Sociology)
Director of Sales, The Times Union Center

Timothy Jansen (Albany, N.Y.), BS (Finance)
Vice President, RCM&D Inc.

Timothy Kirsch (Valatie, N.Y.), BS (Management)
General Manager, Hoboken Wood Floors

Chris Madden (New Hartford, N.Y.), BBA (Accounting)
National Divisional President, Oldcastle Materials Inc.

Wayne T. Meyer (Rutherford, N.J.), BBA (Accounting)
Exec. VP/Counsel, Renaissance Equity, Inc.

Paul Mullen, BS (Mathematics)
Manager, Infrastructure, Bristol-Myers Squibb Company

Thomas Paradise (Staten Island, N.Y.), BS (Finance)
Southern Bell Tel.

Joel Powzyk, BBA (Accounting)
Staff Sergeant, US Army National Guard

Bernard Ryan (W. Stockbridge, Mass.), BS (Finance)
Owner/President, Alphagraphics

Bill Toomey, BA (History)
Counsel to the Commissioner, NYS Legislative Bill Drafting Commission

Lawrence Waskiewicz (Worcester, Mass.), BS (Marketing/Management)
President, New England Chemical Co.

CLASS OF 1978

Russell Clark (Staten Island, N.Y.), BS (Marketing/Management)
Owner Clark's House of Flowers, Staten Island, N.Y.

Greg Cummings (Monticello, N.Y.), BA (Sociology)
Deceased

Jim Kutny, BA (American Studies)
NYS Dept. of Motor Vehicles

CLASS OF 1979

Bruce Apkarian, BS (Biology)
Strategic Account Executive, eGain Communications

Dick Jerard, BS (Sociology)
Sergeant, Colonie Police Dept.

Brian Keating, BS (Finance)
Senior Vice President - Financial Consultant,
RBC Wealth Management

Michael Mahoney (Pittsfield, Mass.), BS (Finance)
Saratoga County Mental

John Murray (Cobleskill, N.Y.), BS (Finance)
President & CEO, Rose & Kiernan, Albany, N.Y.

Nelson Richardson, BS (Marketing and Management)
Assistant Manager, Woolworth & Woolco

Dave Smith, BS (Finance)
Vice President of Development & External Affairs,
Siena College

Kevin Tully (Albany, N.Y.), BBA (Accounting)
CPA/Shareholder, Teal, Becker & Chiaramonte CPAs P.C.

CLASS OF 1980

Mike Catino (Rotterdam, N.Y.), BS (Marketing/Management)
Account Executive, Creative Materials

Rod Owens (Troy, N.Y.), BS (Finance)
Purchasing Manager, Bechtel Corporation, Schenectady, N.Y.

CLASS OF 1981

Thomas Babcock (Mahwah, N.J.), BS (Marketing/Management)
Principal, Babcock Financial, Albany, N.Y.

John Hayden (Hoosick, N.Y.), BA (History)
Director of Human Resources, Capital District YMCA,
Albany, N.Y.

CLASS OF 1982

Kevin McGraw (Albany, N.Y.), BS (Finance)
Retired, NYS Court Administration

Tim Sise (Amsterdam, N.Y.), BS (Biology)
General Manager, Briar Creek Golf Course, Duanesburg, N.Y.

Daniel Terwilliger, BA (Sociology)
Math Teacher, Fairfax County Public Schools

CLASS OF 1983

Vernon Asquith (Albany, N.Y.), BS (Marketing/Management)
Contract & Purchasing, Suny Central Administration

Mark Dufort (Waterford, N.Y.), BS (Marketing/Management)
Owner, Info Label, Mechanicville, N.Y.

John Martin, BA (Political Science)
Hillcrest Education Centers

Rod Mullin (Brooklyn, N.Y.), BS (Marketing/Management)
New York State Power Authority, White Plains, N.Y.

Tom Roginski (Amsterdam, N.Y.), BBA (Accounting)
Managing Member, Perfect Settings, LLC

CLASS OF 1984

Dan Bosko (Troy, N.Y.), BS (Computer Science)
Teaching and Connecting Pastor, Aspen Community Church,
Aspen, Colo.

Lou Fedullo (Amsterdam, N.Y.), BA (Sociology)
Assistant Dir. of Health Svcs., Office of Children &
Family Services

John Williams (Washington, D.C.), BS (Economics)
Private Wealth Advisor - Managing Director, Morgan
Stanley & Co., Inc.

CLASS OF 1985

Doug Poetzsch (Massapequa, N.Y.), BBA (Accounting)
Executive Vice President, Ace Insurance

CLASS OF 1986

Eric Banks (Leesburg, Va.), BS (Marketing/Management)
Sales Representative, AAAS

Bill Boesch (Hyde Park, N.Y.), BS (Marketing/Management)
President, Proforma Graphic & Promotional Solutions

Art Tooloes (Coatsville, Pa.), BA (Sociology)
Teacher, Coach, Franklin High School, Somerset, N.J.

CLASS OF 1987

Bob Anderson BS (Marketing and Management)
Teacher, Schalmont Schools

Matt Brady (Haddon Heights, N.J.), BS (Marketing/Management)
Assistant Men's Basketball Coach, University of Maryland,
College Park, Md.

CLASS OF 1988

Tom Hipp (St. Louis, Mo.), BS (Political Science)
Teacher/Head Basketball Coach, McClure HS, St. Louis, Mo.

Jeff Holland (Gaithersburg, Md.), BS (Marketing/Management)
Director of Commercial Lending, Andrews FCU

Larry McMahon (Troy, N.Y.), BS (Political Science)
Senior Vice President and Surety Manager, Alliant Insurance
Services, Inc. (Driver Commercial Group)

Jim Mextorf (Williamsport, Pa.), BS (Marketing/Management)
New York State Office for Technology, Albany, N.Y.

CLASS OF 1989

Neal Currie (Mystic, Conn.), BS (Marketing/Management)
Principal, Albany Community Charter School, Albany, N.Y.

Eric Fleury (Paris, France), BS (Marketing/Management)
Teacher Graphic Arts Industry, Lycee Leonardo da Vinci

CLASS OF 1990

Monty Henderson (Mt. Vernon, N.Y.), BA (Sociology)
New York State Job Corps

Steve McCoy (Westwood, Mass.), BS (Marketing/Management)
District Sales Manager, Gordon Publications

Jeff Robinson (Troy, N.Y.), BS (Marketing/Management)
Commercial Credit Company

CLASS OF 1991

Marc Brown (West Orange, N.J.), BS (Marketing/Management)
Head Basketball Coach at New Jersey City University

Steve Downey (Oneonta, N.Y.), BS (Marketing/Management)
General Electric

Tom Huertger (Ballston Lake, N.Y.), BS (Finance)
Owner, Huersch Marketing Group, Inc., Clifton Park, N.Y./
Siena Color Commentator

Jim Roberts, BA (Sociology)
Deceased

CLASS OF 1992

Dave Foster (Kentwood, Mich.), BS (Finance)
Senior Striker Representative, Daiichi Sankyo, Inc.,
Kalamazoo, Mich.

Andy Grazulis (Westland, Mich.), BS (Political Science)
President/Board Member, Healthcare Trust of America, Inc.,
Capital Region BOMA - Building Owners & Managers
Association

Bruce Schroeder (Marshall, Mich.), BS (Biology)
Owner, AFSCO Fence Supply Co., Inc.

CLASS OF 1993

Mike Brown (Hastings, Mich.), BS (Marketing/Management)
Vice President and Owner, Investment Service Group, Inc.

Bill Linden, BS (Finance)
Director, Gravitas IT Consulting, New York, N.Y.

Lee Matthews (Buffalo, N.Y.), BS (Marketing/Management)
Director of Corporate Travel, Cooper Global Chauffeured
Transportation, Atlanta, Ga.

Joe Middleton (E. Grand Rapids, Mich.),
BS (Marketing/Management)
Sales Representative, Culpepper Wood Preservers,
Philadelphia, Pa.

Jim Ryder (Tioga, N.Y.), BS (Marketing/Management)
VP of Sales and Marketing, Advanced Microscopy Group,
Seattle, Wash.

Jon Tellstone, BS (Economics)
Senior Resident Director - Wealth Management Advisor,
Merrill Lynch Wealth Management, Saratoga Springs, N.Y.

CLASS OF 1994

David Cagianello, BS (Marketing and Management)
SVP - Consulting, Lagardere Sports and Entertainment,
Dallas, Texas

Casey Cook, BS (Biology)
Dentist, Davis Square Dental Associates

Doremus Bennerman (Stratford, Conn.), BS (Accounting)
Playing basketball in Sweden

Rob Hayden (Hoosick Falls, N.Y.), BA (English)
Computer Consultant, San Francisco, Calif.

Jeff Holland, BS (Finance)
Director of Sales and Marketing, CordeValle,
a Rosewood Resort

Brian Lussier, BA (Political Science)
VP - Accounting Manager, The Ayco Company LP,
a Goldman Sachs Company

Dan Partigianoni, BBA (Accounting)
Comptroller & Director of HR, Aramark Management
Company, Hamilton, N.Y.

Andy Shorkey (St. Claire, Mich.), BS (Marketing/Management)
Regional VP, South Region, MuleSoft, Inc., Atlanta, Ga.

SIENA'S DIVISION I ALUMNI

CLASS OF 1995

Brian Bidlingmyer (Barberton, Ohio), BS (Marketing/Management)
SVP - Development, Akron Area YMCA, Akron, Ohio

Stuart Downing (Fairport, N.Y.), BS (Political Science)
Partner, Cahill-Gordon-ReydeLL Law Firm, New York, N.Y.

Matt Gras (Seymour, Conn.), BS (Marketing/Management)
Retired First Vice President, Wells Fargo & Co.

Andrew Hollinshead, BS (Marketing and Management)
Information Systems Project Manager, Albany Medical Center, Albany, N.Y.

Mike McGhee (Texarkana, Texas), BS (Marketing/Management)
High School Teacher, Liberty-Eylau ISD, Nash, Texas

Scott Sheldon, BA (History)
Student Casting, Neighborhood Playhouse

CLASS OF 1996

Dave Attewell (Tonbridge, England), BS (Economics)
Teaching, and coaching basketball in England

Bryan Balsler (Borehamwood, England), BS (Marketing/Management)
Owner, Studentguardians.org.uk, Derby, England

Christopher Conroy, BA (English)
Professional Umpire, Professional Baseball Umpire Corporation

CLASS OF 1997

Matt Arrigale (Hyde Park, N.Y.), BS (Marketing/Management)
Corporate Benefits Coordinator, Albany International Corp

Michael Broeker, BA (English)
Deputy Director of Athletics, Marquette University

Harel Gadot (Magshimim, Israel), BS (Marketing/Management)
CEO, President and Chairman, Microbot Medical Inc., Boston, Mass.

Geoff Walker (Kalamazoo, Mich.), BS (Political Science)
National Sales Director, Tarina Tarantino

CLASS OF 1998

Jeff Muszynski (Buffalo, N.Y.), BS (Marketing/Management)
Deceased

Jim Secretarski (Hartland, Wisc.), BS (Finance)
Director, CHILDS Advisory Partners

Craig Wucherpfennig (Brookfield, Wisc.), BS (Marketing/Management)
Director - Sales, Strategy and Analytics, New York, N.Y.

CLASS OF 1999

Brandon Fields, MD (Houston, Texas), BA (Psychology)
Anesthesiologist, U.S. Anesthesiologist Partners, Marvel, Texas

Floyd Fletcher, BS (Marketing/Management)
Credit Analyst Client Service, BNP Paribas, New York, N.Y.

Melvin Freeny (Gainesville, Fla.), BS (Marketing/Management)
National Account Manager, Red Vision Systems, Gainesville, Fla.

CLASS OF 2000

Jim Cantamessa (Beaver Falls, Pa.), BS (Finance)
Associate Head Men's Basketball Coach and Head Golf Coach, Greensboro College, Greensboro, N.C.

Marcus Faison (Fayetteville, N.C.), BS (Marketing/Management)
Retired Professional Basketball Player, Basketball Scout, Eurohopes.com, Charleroi, Belgium

Micah Ogburn (Chillicothe, Ill.), BS (Marketing/Management)
Director of Sales and Business, ISSA, Albany, N.Y.

Corey Osinski (Schenectady, N.Y.), BA (English-Magna Cum Laude)
National Accounts Manager, Osiris Therapeutics

CLASS OF 2001

Scott Knapp (Sherrill, N.Y.), BS (Finance)
Area Business Manager, Senofi Genzyme, Albany, N.Y.

Carmen Maciarelo (Clifton Park, N.Y.), BS (Marketing/Management)
Assistant Men's Basketball Coach, George Washington University, Arlington, Va.

Bill Robinson, MD (Delmar, N.Y.) BS (Biology)
Upstate Gastroenterology Associates, Troy, N.Y.

Brian Scalzo (Albany, N.Y.), BS (English)
Teacher, South Colonie School District, Colonie, N.Y.

Isaiah Stewart (Bridgeville, Pa.), BS (Finance)

CLASS OF 2002

Dwayne Archbold (Brooklyn, N.Y.), BS (Marketing/Management)
Finance Manager, Carl Black of Kennesaw

Rob Connors (Colchester, Vt.), BA (English)
Sports Editor, New York Post

Andy Cavo (New Hartford, N.Y.), BS (Economics/Intl. Studies)
Attorney, Barclays Bank PLO

Dale Taylor (Boston, Mass.), BS (Marketing/Management)
Assistant Director of Admissions, Siena College

James Clinton (Pleasantville, N.J.), BA (Psychology)
National exhibit booth sales, National Trade Publications, Inc.

CLASS OF 2003

Prosper Karangwa (Montreal, Quebec), BA (Sociology)
Director of Scouting, Orlando Magic

Michael Buhman (Chambersburg, Pa.), BS (Accounting)
CPA, Rotz and Stonesifer, T.C.

CLASS OF 2004

Justin Miller (Lakewood, N.Y.), BS (Marketing/Management)

CLASS OF 2005

Gary Holle Jr. (Loudonville, N.Y.), BA (History)
Trooper, New York State Police

Tommy Mitchell (Tyler, Texas), BS (Marketing and Management)
President and CEO, King of D Court, Inc.
and also playing professional basketball in China

Brent Sniezyk (Broadalbin, N.Y.), BA (Psychology)

CLASS OF 2006

Josh Collier, BA (Economics)
Claims case manager, III Liberty Mutual Insurance Company

CLASS OF 2007

Michael Haddix (Vineland, N.J.), BA (Psychology)
Associate Investor, Goldman Sachs

David Ryan (Eastchester, N.Y.), BA (Psychology)
Sales Manager, LS Martin Medical Devices

CLASS OF 2008

Tay Fisher (Kingston, N.Y.), BA (Psychology)
Touring with Harlem Globetrotters

CLASS OF 2009

Josh Duell, BA (History)
Client Specialist, JR Sports Enterprises

Erik Harris, BA (Political Science)
Attorney, Hardin, Kundla, McKeon + Poletto P.A.

Kenny Hasbrouck
Playing professional basketball in Italy

Marco Johnson, BS (Management)
Financial Advisor, Wells Fargo Advisors, LLC

CLASS OF 2010

Alex Franklin (Reading, Pa.), BA (Political Science)
Playing professional basketball in Puerto Rico

Corey Magee
Manager, GA Fundraising

Ronald Moore (Conshohocken, Pa.), BA (Marketing and Management)
Playing professional basketball in Italy

Just-in'love Smith (East Greenbush, N.Y.); BA (Creative Arts)
United States Military

Edwin Ubiles (Poughkeepsie, N.Y.), BA (Creative Arts)
Playing professionally in Puerto Rico

CLASS OF 2011

Clarence Jackson (Marlton, N.J.), BA/BS (Economics)
Pursuing professional basketball opportunities

Steven Priestley (Uniondale, N.Y.), BA/BS (Economics)
Investor Relations, Sun Trust

Ryan Rossiter (Staten Island, N.Y.), BA/BS (Economics)
Playing professionally in Japan

CLASS OF 2012

Kyle Downey, BS (Marketing)
Partner, Angelo Planning Group

Kyle Griffin, BS (Marketing and Management)
Assistant Men's Basketball Coach, Robert Morris University

CLASS OF 2013

O.D. Anosike (Staten Island, N.Y.) BS (Economics)
Playing Professional Basketball in Italy

CLASS OF 2014

Steve Cruz (New York, N.Y.) BS (Marketing)
Deloitte Tax Intern, New York City

CLASS OF 2015

Evan Hymes (Durham, N.C.) BA (Creative Arts)
Pursuing professional basketball opportunities

Rob Poole (Cherry Hill, N.J.) BA (Creative Arts)
Pursuing professional basketball opportunities

CLASS OF 2016

Ryan Oliver (Inglewood, Calif.) BA (Marketing)
Pursuing Masters at University of Ulster, Jordanstown in Northern Ireland

Imoh Silas (Lagos, Nigeria) BA (Marketing)
Pursuing professional opportunities

CLASS OF 2017

Brett Bisping (Peoria, Ill.) BS (Accounting)
Playing Professional Basketball in Sweden

Lavon Long (Baltimore, Md.) BA (Creative Arts)
Playing Professional Basketball in Germany

Jimmy Merrill (Rennselaer, NY) BS (Accounting)
Pursuing his Masters in Accounting from Siena College

Javion Ogunyemi (Troy, N.Y.) BS (Management)
Playing Professional Basketball in Hungary

Marquis Wright (Walford, Md.) BA (Creative Arts)
Playing Professional Basketball in Hungary

SIENA MEN'S BASKETBALL ALL-TIME LETTERWINNERS

A

Vince Albresch	1946-47
Bill Ahern	1969-70
Jim Ahern	1960-63
Tom Amello	1964-67
Robert Anderson	1987
Austin Andrews	2000-04
Pete Angstadt	1947-48
O.D. Anosike	2009-13
Bruce A. Apkarian	1979
Dwayne Archbold	1998-02
David Archer	1969
Charles Arndt	1954-55
Matt Arrigale	1993-96
Vernon Asquith	1978-82
David Attewell	1992-96
Rich Audu	2012-13
Rich Avella	1962-65

B

Tom Babcock	1977-81
Bryan Balsler	1992-96
Eric Banks	1982-86
Steve Batory	1938-39
Bob Barrett	1938-41
Dick Bednarkjewicz	1940-42
Michael Beers	2008
Mike Beers	2003-07
Rich Bendall	1959-60
Doremus Bennerman	1990-94
Ralph Bielefeldt	1972-76
Brian Bidlingmyer	1991-95
Dom Binetti	1946-47
Brett Bisping	2012-17
Glenn Bissell	1949-52
Bill Boesch	1984-86
Bill Boland	1946-50
Dan Bosko	1980-84
John Botticelli	1964-65
Matt Brady	1983-87
JG Braga	2005-07
Willem Brandwijk	2014-17
Jonathan Breeden	2009-11
Jerry Brehm	1957-59
Michael Broeker	1997
Rakeem Brookins	2010-13
Rod Brooks	1971-74
Chuck Brower	1981-83
Marc Brown	1987-91
Mike Brown	1988-91, 92-93
Kevin Brown	1983-86
Jim Brucia	1959-60
George Bruda	1946-50
Michael Buhrman	1999-03
Trenity Burdine	2010-13
Joe Butler	1957-59
Bob Byrne	1962-64
Joe Byrne	1955-56
Noel Byrne	1967-69

C

David Cagianello	1994
Dinny Cahill	1972-75
Ed Cahill	1940-41
Gavin Cahill	2014
John Cahill	1971-72
Pat Cain	1967-69
Marty Canavan	1961-64
Jim Cantamessa	1996-00
Dave Carlisle	1981-85
James Carr	2006-08
Ralph Caruso	1967
John Casey	1964-65
Mike Catino	1976-80
Andy Cavo	1999-02
Phil Cavo	2001
Guy Childs	1941-42, 46-47
Lou Cioffi	1946-47
Nico Clareth	2015-pres.
Robert L. Clarey	1964
Russell Clark	1974-77
Vince Clarke	1972-75
James Clinton	1998-02
Daniel Cohen	2016-pres.
Dave Colbert	1956-58
Josh Collier	2006
Tom Connell	1942-43
Don Connelly	1942-43, 46-47
Frank Connelly	1955-58
Rob Connors	1997
Christopher Conroy	1996
Tom Coyle	1942-43
Ed Crummey	1938-41
Steven Cruz	2010-14
Frank Cryan	1964-65
Patrick Cole	2013-14
Casey Cook	1994
Jeff Cooper	1977-78
Gene Culnan	1961-64
Greg Cummings	1976-77
Mike Cunningham	1961-64
Nick Cunningham	2015-16
Dennis Curran	1971-74
Neal Currie	1984-88
Jack Curry	1951-54

D

Fred Daniels	1977-81
Kevin Degnan	2016-pres.
Bob Delaney	1962-64
Bob Delaney	1966
Chris De La Rosa	2007-08
Tony Delgado	1970-71
Evan Denisoff	2011-15
Dave Deters	1996-00
Ben Diamond	2016-pres.
Mike Diduck	1940-41
Mousse Diop	2005-07
Mick Doemel	2006-08
John Donegan	1968-71
Mike Doolan	1948-50
Bill Dooley	1959-60
Wesley Douglas	2012-16
Jeff Dowdye	1976-79
Kyle Downey	2008-12
Steve Downey	1987-91
Stuart Downing	1991-95

Josh Duell	2006-09
Mark Dufort	1979-83
Dan Dwyer	1948-49
Frank Dyer	1973, 75-77

E

Corey Easley	1982-83
--------------	---------

F

Marcus Faison	1996-00
Tony Fabozzi	1946-50
Brian Farrell	1965-67
Lou Fedullo	1980-84
Ralph Fedullo	1948-51
Conner Fenlon	2008-12
Stephen Ferradino	1963
Tony Ferrara	1946-47
Brandon Fields	1996-99
Jerry Finn	1940-41
Al Fisher	2004-06
Evan Fisher	2015-pres.
Tay Fisher	2004-08
Floyd Fletcher	1999
Eric Fleury	1985-89
Bob Flynn	1964-67
Dave Foster	1988-92
George Fox	1951-52
Alex Franklin	2006-10
Melvin Freeny	1996-99
Sammy Friday	2016-pres.
Rich Furr	1977-79

G

Harel Gadot	1993-96
David Gadowski	1976
Jim Gallagher	1942-43, 46-47
John Girard	1956-59
Lionel Gomis	2011-13
Bobby Gordon	1987-88
Cameron Gottfried	2014-16
Bob Grady	1958-59
Matt Gras	1991-95
Andy Grazulis	1988-92
Joel Green	2003
Kyle Griffin	2009-11
Harold Groom	1965-68
Joe Gunderman	1951-55
Jack Gyves	1957-58

H

Darius Haddix	2006-07
Michael Haddix	2002-07
Billy Harrell	1949-52
Eric Harris	2005-09
Daniel Hart	1964
John Hayden	1978-81
Rob Hayden	1993-94
Dean Hayes	1938-40
Bud Harrington	1940-42
Tom Harrington (Mgr.)	1962-65
J.J. Harvey	2000-02
Kenny Hasbrouck	2005-09
Bill Healey	1949-52
Joe Healy	1958-61
Tom Healy	1959-60
Monty Henderson	1985-89

John Hennessy	1941-43
Bob Hermann	1967-70
Tim Hill	1952-56
Tom Hipp	1984-88
Bill Hogan	1950-53
Jack Hogan	1948-51
Jeff Holland	1984-88
Jeff J. Holland	1994
Gary Holle	1974-76
Gary Holle Jr.	2001-05
Andrew Hollinshead	1964-67
Dan Hollis	1964-67
Marcus Hopper	2011-14
Tom Hueter	1987-91
Thomas Hueter, Jr.	2016-pres.
Dick Hunt	1971-73
Howie Huntington	1958-61
Chuck Hurley	1938-43
Evan Hymes	2011-15

J

Dick Jacob	1946-49
Clarence Jackson	2007-11
Jamal Jackson	2002-04
Tim Jansen	1973-77
Hassan Jarrett	1996-97
Rich Jerard	1970-71
Bill Johnson	1955-56
Craig Johnson	2004
J. Marco Johnson	2009
Antoine Jordan	2002-06
Tom Joyce	1969-70

K

Prosper Karangwa	1999-03
Thomas Karl	1971
Bill Kartner	1946-47
Brian Keating	1977-79
Ryan Kelley	2013-17
Harry Kemp	1941-43
Syl Kemp	1946-47
Jack Kennedy	1951-54
Tim Kennedy	1960-63
Jay Kirby	1952-53
Bill Kirsch	1951-54
Ned Kirsch	1980-81
Tim Kirsch	1974-77
Scott Knapp	1997-01
Bill Knott	1949-52
Rich Kodish	1970-71
Frank Koenig	1952-56
Ed Kolakowski	1948-51
Tim Kove	1956-57
Jim Kutny	1977-78

SIENA MEN'S BASKETBALL ALL-TIME LETTERWINNERS

L

Jake LaBate	1948-51
Pete Lalley	1959-60
Bill Lamb	1968-69
Mark Lancaster	1994-95
Ed Lange	1946-50
Kinnon LaRose	2015-16
Paul Lavigne	1965-68
John Lawrence	1972
Jay Leachman	1969-70
John Legass	1957-60
Bob Leger	1967-70
Grant Lehman	1968-70
Frank Lichtenberger	1963-66
Bill Linden	1989-90
Marv Litzky	1942-43
Dominic Lodato	1950
Phil Lomax	1951-53
Lavon Long	2013-17
Mike Long	1965-68
Myron Lotosky	1948-51
Guy Luciano	1946-47
Brian Lussier	1994
Jack Lynch	1967-69

M

Carmen Maciariello	1999-01
Ken Mackie	1938-40
Chris Madden	1974-77
Cory Magee	2006-09
Bill Magin	1940-42
Mickey Mahoney	1976-79
Tim Mannix	1959-62
Ed Marakovitz	1962-65
Jim Marlinski	1965-67
Davis Martens	2007-13
John Martin	1983
Pat Martone	1957-60
Steve Massa	1981-82
Vic Mastriani	1940-43, 46-47
Lee Matthews	1989-93
Justin Maxwell	2005-07
Bob McCarthy	1969-70
Justin McCarthy	1954-56
Robert McCarthy	2014-pres.
Steve McCoy	1985-89
Joe McCrudden	1952-54
Bill McDonald	1959-60
Jack McGarry	1960-61
Mike McGhee	1990-91, 92-95
Kevin McGraw	1978-82
Ned McGraw	1955-56
Jason McKinney	1991-93
Jim McMahon	1969-70
Larry McMahon	1984-88
Jim McManus	1941-42
Tom McNamee	1955-56
Jimmy Merrill	2013-17
Jack Merry	1950-53
Kojo Mensah	2004-06
Jim Mextorf	1984-88
Wayne Meyer	1974-77
Joe Middleton	1988-90, 91-93
Frederick Miesowicz	1970
Davor Milardovic	1991-92
Joe Miller	1957-60
Justin Miller	2000-04
Bob Milhizer	1962-65

Tommy Mitchell	2001-04
Ronald Moore	2006-10
Frank Moynihan	1960-62
Bob Mullarkey	1959-60
Kevin Mullen	1975
Paul Mullen	1977
Rod Mullin	1979-83
Tim Mullins	1967-68
Jack Mulvey	1962-65
Andy Murphy	1969-72
Brian Murphy	1971
John Murray	1976-79
Ralph Musella	1974
Jeff Muszynski	1993-96

N

Bill Nash	1956-57
Dan Nesson	1959-60
Chuck Northrup	1946-50

O

John Obermayer	1955-58
George O'Brien	1946-50
Marty O'Brien	1938-39
Tim O'Brien	1938-41
Bob Oechslin	1956-58
Micah Ogburn	1995-00
Javion Ogunyemi	2013-17
Jim Olsen	1955-56
Ryan Oliver	2012-16
Levi Osby	2005-06
Corey Osinski	1996-00
Rod Owens	1978-80

P

Jimmy Paige	2014-16
Mark Palinski	1964-67
Tom Paradise	1973-77
Ryan Parshall	2014-16
Daniel Partigianoni	1994
Ted Pasinski	1970-74
Mike Perry	1958-59
Roy Peters	1948-49
Mark Pfisterer	1970-71
Dave Phelps	1957-58
Jonathon Phelps	2004
Henry Phillips	1974
Jim Piggott	1941-43
Doug Poetzsch	1981-85
Rob Poole	2011-15
Tom Pottenburgh	1951-55
Joel Powzyk	1977
Mark Price	2001
Steven Priestley	2007-11
Walt Pryzbylo	1942-43
Jerry Pucci	1958-61
Ivan Purdy	1963-64

Q

Jack Quinn	1970-71
------------	---------

R

Steve Raczynski	1972-76
Dan Rafferty	1971-73
Bill Rapavy	1949-52
John Rehfluss	1938-41
Jim Reilly	1959

Rodger Renrick	1981-83
Frank Renzi	1942-43, 46-47
Keith Rhodes	1979-81
Khalil Richard	2016-pres.
Nelson Richardson	1974-78
Jack Roach	1938-40
James Roberts	1989-91
Bill Robinson	1997-99
Charles Robinson	1949-51
Jeffery Robinson	1986-90
Tom Roginski	1979-83
Steve Rogowski	1965-67
John Rossi	1958-59
Ryan Rossiter	2007-11
Mike Ruane	1972-74
Don Russ	1946-49
Chris Rutnick	1970-73
John Rutnick	1953-55
Bill Ryan	1941-43
David Ryan	2002-07
Frank Ryan	1962-65
Jerry Ryan	1976-77
Jim Ryder	1989-92

S

Bob Satowski	1963-65
John Scalone	1949-51
Brian Scalzo	1997-01
Bruce Schroeder	1988-92
Fred Schroeder	1942-43
Julius Scudari	1956-57
Jim Scully	1972-75
Jim Secretarski	1994-98
Mike Seymour	1967-70
Tony Shavo	1955-56
Fred Shear	1970-73
Scott Sheldon	1995
T.J. Sheridan	1970-73
Tom Sheridan	1966-69
Robert Sherlock	2013-17
Ahsante Shivers	2016-pres.
Andy Shorkey	1990-94
Imoh Silas	2011-16
Frank Singsheim	1956-58
Tim Sise	1978-82
Earl Skiff	1953-56
Thomas Smalley	2016-pres.
Art Smith	1986-88
Brian Smith	1981-83
Dave Smith	1979
Gary Smith	1959-62
George Smith	1953-55
John Smith	1958-61
Just-in'love Smith	2009-10
Lee Smith	1966-69
Rich Smith	1972-75
Ron Smith	1960-62
Kadeem Smithen	2015-pres.
Mike Smyth	1967-68
Brent Sniezyk	2001-05
Greg Spencer	1960-63
Larry Spinelli	1955-56
Eric Stappenbeck	1971-74
Isaiah Stewart	1997-01
Jim Sullivan	1938-41

T

Glenn Tanis	1963
Dale Taylor	1998-02
Jonathan Tellstone	1993
Dick Terlinger	1950-53
Dan Terwilliger	1978-82
Andy Thies	1993-96
Paul Thorpe	1960-63
Glen Turber	1955-57
Art Tooles	1982-86
Bill Toomey	1975-76
Dave Torncello	1946-47, 48-51
Howie Tucker	1938-42
Kevin Tully	1977-79
Troy Turner	1981-82

U

Edwin Ubiles	2006-10
Lou Unright	1956-57

W

Geoff Walker	1993-96
Jim Walsh	1952-54
Brandon Walters	2009-12
Steve Walters	1972-76
Dwight Walton	1986-87
Larry Waskiewicz	1976-77
Jack Weaver	1956-59
Kolin Weacer	1997-98
George Weber	1946-48
George Welch	1954-55
Tom Welch	1968-71
Tim Welchons	1972-76
John Whitbeck	1949-50
Jarming White	1992-93
Maurice White	2013-15
Dick Whyte	1953-55
Owen Wignot	2008-12
Tom Wienman	1957-58
John Williams	1980-84
Paul Williams	2002-04
Ricky Williams	1985-88
Don Wilson	1955-57
Mike Wilson	2013-15
Hank Winkler	1940-41
Michael Wixted	1971
Michael Wolfe	2013-14
Bill Wolven	1940-42
Jim Woodward	1959-61
Kenny Wormley	2015-16
Kayo Wnorowski	1942-43
Dave Wright	1969-72
Marquis Wright	2013-17
Craig Wucherpennig	1995-97

Y

Ken Yates	1966
-----------	------

Z

John Zampier	1952-55
--------------	---------

WHAT A RIDE!

Alex Franklin, Ronald Moore and Edwin Ubiles enjoyed the most successful careers in program history. Take a look at their four-year run:



2006-07

- Record: 20-12
- 8-Game Win Streak
- MAAC Tournament Finalist

2007-08

- Record: 23-11
- 7-Game Win Streak
- MAAC Regular-Season co-Champions
- MAAC Tournament Champions
- 79-67 Home Win Over #20 Stanford
- 83-62 Victory Over #4 Seed and #13 Ranked Vanderbilt in NCAA

2008-09

- Record: 27-8
- 8-Game win streak
- MAAC Regular-Season Champions
- MAAC Tournament Champions
- 74-72 2OT Win Over #8 Seed Ohio State in NCAA Tournament

2009-10

- Record: 27-7
- Program-best 15-game win streak (longest in nation at time)
- MAAC Regular-Season Champions (17-1 record was best in league history)
- MAAC Tournament Champions


FOUR-YEAR HIGHLIGHTS

- 97-38 overall record (71.9%)
- 58-14 record in regular-season play (80.6%)
- 11-1 record in MAAC Tournament play (91.7%)
- 57-8 record at home (87.7%)
- 38-game home win streak from 2008-10 (second longest in nation)
- Three straight NCAA Tournament appearances (longest streak in MAAC history)

KENNY HASBROUCK '09

The only player to score 500 or more points in three seasons in program history

- 2006-07: 513
- 2007-08: 546
- 2008-09: 512



SIENA

SIENA VS. ALL OPPONENTS • ALL-TIME RECORD VS. OPPONENTS

Opponent	W	L	First Game	Last Game	Opponent	W	L	First Game	Last Game	Opponent	W	L	First Game	Last Game
Adelphi	5	1	1946-47	1963-64	Cleveland State	3	3	1976-77	2001-02	Hunter	1	1	1965-66	1966-67
Albany Pharmacy	1	0	1939-40	1939-40	Cobleskill	1	1	1938-39	1938-39	Illinois-Chicago	1	0	1981-82	1981-82
Albany	30	23	1939-40	2016-17	Colgate	19	5	1951-52	1999-00	Illinois State	1	0	2013-14	2013-14
Albright	1	0	1950-51	1950-51	College of Charleston	First Meeting				Iona	49	62	1942-43	2016-17
Alcorn State	1	0	2001-02	2001-02	Connecticut State	2	0	1947-48	1948-49	Iowa State	0	1	1996-97	1996-97
Alfred	1	0	1961-62	1961-62	Cornell	4	3	1985-86	2016-17	Ithaca	3	1	1942-43	1946-47
Allentown	1	0	1983-84	1983-84	Cortland State	9	5	1961-62	1974-75	Jacksonville	0	2	1994-95	1995-96
American	4	2	1947-48	1989-90	Creighton	3	2	1950-51	1992-93	James Madison	1	2	1977-78	2007-08
American International	2	0	1977-78	1978-79	Dartmouth	5	1	1950-51	2007-08	Jersey City	2	0	1973-74	1980-81
Arizona State	1	0	1951-52	1951-52	Davidson	2	1	1996-97	1999-00	John Carroll	1	0	1950-51	1950-51
Arkansas	0	1	1998-99	1998-99	Davis & Elkins	1	0	1941-42	1941-42	John Marshall	3	0	1946-47	1948-49
Arkansas-Pine Bluff	1	0	2016-17	2016-17	Dayton	0	1	2000-01	2000-01	Kansas	0	2	2008-09	2016-17
Arkansas State	1	0	1948-49	1948-49	Delaware	3	3	1979-80	2009-10	Kansas State	1	0	1993-94	1993-94
Army West Point	6	4	1955-56	1989-90	Delaware State	0	1	1982-83	1982-83	Keene State	2	0	1985-86	1986-87
Arnold	9	0	1939-40	1951-52	Detroit	1	0	1948-49	1948-49	Kent State	3	1	1992-93	1995-96
Assumption	1	9	1963-64	1973-74	Dominican	1	0	1983-84	1983-84	Kings	4	12	1960-61	1975-76
Austin Peay	2	0	1991-92	2001-02	Drexel	1	1	1976-77	1977-78	Lafayette	2	1	1948-49	1951-52
Bainbridge	0	1	1953-54	1953-54	Duke	0	1	2015-16	2015-16	LaSalle	3	6	1989-90	2013-14
Baldwin-Wallace	2	0	1951-52	1955-56	Duquesne	2	0	2000-01	2003-04	Lawrence Tech	4	1	1942-43	1955-56
Baltimore	3	1	1978-79	1982-83	East Stroudsburg	3	2	1971-72	1984-85	Lehigh	2	0	1984-85	1985-86
Baypath Institute	1	2	1938-39	1939-40	Eastern Kentucky	0	1	1953-54	1953-54	LeMoyne	23	39	1948-49	1992-93
Becker	1	0	1941-42	1941-42	Eastern Michigan	2	0	1980-81	1998-99	Lincoln	1	0	1950-51	1950-51
Bethune-Cookman	4	0	1994-95	1999-00	Evansville	1	2	1988-89	1990-91	Little Rock	1	0	1980-81	1980-81
Bloomfield State	1	0	1982-83	1982-83	Fairfield	38	30	1958-59	2016-17	LIU Brooklyn	5	11	1939-40	1983-84
Boise State	2	1	1993-94	2008-09	Fairleigh Dickinson	6	12	1976-77	2007-08	Loras	1	0	1949-50	1949-50
Boston College	2	3	1946-47	1987-88	Fairleigh Dickinson (Madison)	2	5	1968-69	1975-76	Louisiana	0	1	1999-00	1999-00
Boston University	8	9	1976-77	1988-89	Florida	0	1	1988-89	1988-89	Louisville	1	1	1953-54	2008-09
Bowling Green	2	2	1987-88	1990-91	Florida Atlantic	2	0	2010-11	2011-12	Lowell Tech	0	1	1941-42	1941-42
Bradley	1	0	1993-94	1993-94	Florida Gulf Coast	0	1	2016-17	2016-17	Loyola (Calif.)	1	0	1952-53	1952-53
Bridgeport	1	1	1974-75	1975-76	Florida Southern	0	2	1981-82	1985-86	Loyola (Ill.)	0	1	1947-48	1947-48
Brooklyn College	3	0	1948-49	1990-91	Florida State	0	1	1992-93	1992-93	Loyola (La.)	1	0	1951-52	1951-52
Brooklyn Poly	0	1	1940-41	1940-41	Fordham	10	13	1948-49	2014-15	Loyola (Md.)	39	20	1948-49	2015-16
Brown	1	0	2009-10	2009-10	Fort Dix	1	0	1942-43	1942-43	Loyola-Marymount	1	0	2002-03	2002-03
Bryant	1	0	2015-16	2015-16	Fort Monmouth	1	0	1951-52	1951-52	Maine	13	5	1971-72	2012-13
Bucknell	4	0	1985-86	2016-17	Fresno State	2	1	2013-14	2013-14	Manhattan	44	52	1946-47	2016-17
Buffalo State	0	1	1971-72	1971-72	Gannon	1	1	1973-74	1974-75	Marist	54	26	1963-64	2016-17
Buffalo	7	3	1950-51	2008-09	Georgetown	4	2	1948-49	1973-74	Maryland	0	2	2001-02	2006-07
Butler	0	2	2009-10	2010-11	George Washington	2	2	1981-82	2016-17	Massachusetts	1	8	1974-75	2014-15
BYU	0	1	1989-90	1989-90	Georgia Tech	2	2	1993-94	2011-12	MCLA	3	0	1947-48	1977-78
Cal State Northridge	0	1	2012-13	2012-13	Gonzaga	0	1	1954-55	1954-55	Memphis	1	2	1952-53	2013-14
Canisius	53	45	2016-17	2016-17	Green Mountain	4	0	1938-39	1939-40	Merrimack	7	5	1961-62	1982-83
Catholic	1	0	1978-79	1978-79	Hamilton	2	1	1957-58	1968-69	Mexico	2	0	1940-41	1949-50
CCNY	1	0	1979-80	1979-80	Hartford	25	9	1961-62	2001-02	Minnesota	0	2	1988-89	2010-11
Centenary	2	0	1979-80	1985-86	Hartwick	13	8	1940-41	1975-76	Mohawk	2	0	1947-48	1947-48
Central Connecticut	2	0	1986-87	1987-88	Hawaii	1	0	1949-50	1949-50	Monmouth	4	8	1979-80	2016-17
Central Michigan	2	0	1989-90	1990-91	Hawaii-Pacific	1	0	2000-01	2000-01	Montana State	1	0	2002-03	2002-03
Champlain	3	0	1947-48	1949-50	Hofstra	2	5	1976-77	2016-17	Moravina	1	0	1971-72	1971-72
Cincinnati	0	1	1954-55	1954-55	Holy Cross	8	4	1989-90	2008-09	Morehead State	0	1	2015-16	2015-16
Clarkson	11	2	1961-62	1973-74	Houston	0	1	1953-54	1953-54	Mount St. Mary's	4	0	1940-41	2011-12
Clemson	0	1	1979-80	1979-80	Howard	1	1	1984-85	1997-98	Murray State	1	2	1953-54	1955-56

SIENA VS. ALL OPPONENTS • ALL-TIME RECORD VS. OPPONENTS

Opponent	W	L	First Game	Last Game	Opponent	W	L	First Game	Last Game	Opponent	W	L	First Game	Last Game
Navy	2	0	2011-12	2011-12	Rice	1	1	2000-01	2001-02	Tennessee	0	1	2008-09	2008-09
Nevada	1	0	1990-91	1990-91	Richmond	1	1	1992-93	1993-94	Tennessee State	2	0	2006-07	2009-10
New Hampshire	12	2	1978-79	1988-89	Rider	31	16	1976-77	2016-17	Tennessee Tech	0	1	1955-56	1955-56
New Orleans	0	1	2004-05	2004-05	Robert Morris	2	2	1981-82	1983-84	Texas A&M	3	2	1946-47	1994-95
New Paltz	1	0	1966-67	1966-67	RPI	20	4	1946-47	1976-77	TCU	0	1	2000-01	2000-01
Niagara	56	48	1938-39	2016-17	Rutgers	1	1	1948-49	1999-00	Texas Wesleyan	1	1	1948-49	1949-50
NJIT	2	0	2006-07	2006-07	Sacred Heart	3	5	1967-68	1974-75	Toledo	0	3	2001-02	2003-04
Northeastern	11	15	1976-77	2010-11	St. Anselm's	2	8	1939-40	1970-71	Towson	1	0	1981-82	1981-82
Northern Iowa	2	2	2002-03	2009-10	St. Benedict's	0	1	1948-49	1948-49	Tufts	2	0	1983-84	1984-85
Northern Kentucky	1	0	2012-13	2012-13	St. Bonaventure	9	29	1939-40	2016-17	Tulane	1	0	1993-94	1993-94
Northwestern	1	1	1994-95	1997-98	St. Francis Brooklyn	31	43	1940-41	1985-86	UAB	0	1	2002-03	2002-03
Northwestern State	0	1	2001-02	2001-02	St. Francis (Pa.)	6	4	1949-50	1983-84	UC-Irvine	1	1	1990-91	1995-96
Notre Dame	0	1	1999-00	1999-00	St. John Fisher	5	1	1965-66	1968-69	UNC Asheville	0	1	2016-17	2016-17
Norwich	2	1	1939-40	1939-40	St. John's	1	2	1955-56	2009-10	UNC Greensboro	2	0	1991-92	1992-93
NYAC	0	1	1957-58	1957-58	Saint Joseph's	3	4	1984-85	2013-14	UNC Wilmington	1	1	1979-80	1981-82
Ohio State	1	1	1986-87	2008-09	St. Lawrence	2	1	1942-43	1963-64	Union	4	3	1957-58	1975-76
Ohio University	0	1	1983-84	1983-84	Saint Louis	0	1	1979-80	1979-80	Utica	21	1	1960-61	1986-87
Oklahoma City	3	0	1950-51	1977-78	St. Michael's	9	4	1939-40	1975-76	Valparaiso	1	0	1947-48	1947-48
Oklahoma State	0	2	2001-02	2008-09	Saint Peter's	41	47	1950-51	2016-17	Vanderbilt	1	0	2007-08	2007-08
Oneonta State	6	0	1938-39	1941-42	St. Thomas	1	0	1949-50	1949-50	VCU	0	2	1992-93	1993-94
Oregon State	0	1	2004-05	2004-05	Sampson	1	0	1948-49	1948-49	Vermont	22	12	1946-47	2016-17
Oswego State	2	0	1949-50	1949-50	San Diego	0	1	2012-13	2012-13	Villanova	3	8	1941-42	2007-08
Paterson State	2	1	1941-42	1942-43	Scranton	8	3	1939-40	1975-76	Virginia	0	1	1990-91	1990-91
Pennsylvania	0	2	2004-05	2005-06	Seton Hall	4	6	1940-41	1973-74	VMI	0	1	1977-78	1977-78
Penn State	1	1	1999-00	2013-14	South Carolina	1	0	1990-91	1990-91	Wagner	11	5	1960-61	1996-97
Pepperdine	1	1	1998-99	2004-05	Southampton	2	0	1979-80	1980-81	Wake Forest	1	1	1982-83	1987-88
Pittsburgh	1	3	1988-89	2008-09	South Florida	0	2	1980-81	1981-82	Wayne	0	1	1954-55	1954-55
Plattsburgh State	1	0	1942-43	1942-43	Southern Illinois	2	0	1949-50	1951-52	Western Michigan	1	2	1990-91	2002-03
Potsdam State	12	5	1960-61	1975-76	Springfield	1	0	1946-47	1946-47	Wichita State	0	1	2008-09	2008-09
Pratt Institute	1	0	1942-43	1942-43	Stanford	2	2	1988-89	2007-08	Williams	4	10	1949-50	1968-69
Princeton	1	1	2010-11	2011-12	Stephen F. Austin	2	0	1993-94	1996-97	William & Mary	1	1	1949-50	1994-95
Providence	4	10	1940-41	2002-03	Stetson	0	1	1980-81	1980-81	Winthrop	0	1	2004-05	2004-05
Puerto Rico	1	0	1949-50	1949-50	Stonehill	3	8	1961-62	1971-72	Wisconsin	0	1	2015-16	2015-16
Purdue	0	3	2009-10	2013-14	Stony Brook	1	0	2013-14	2013-14	Wisconsin-Milwaukee	1	0	1994-95	1994-95
Quinnipiac	8	2	1986-87	2016-17	Suffolk	1	1	1959-60	1983-84	Xavier	1	3	1952-53	2002-03
Radford	4	1	1989-90	2015-16	Syracuse	0	8	1977-78	2007-08	Yale	1	1	1996-97	1997-98
Regis	1	0	1949-50	1949-50	Tampa	1	0	1949-50	1949-50	Youngstown State	2	1	1996-97	2005-06
Rhode Island	3	3	1952-53	2000-01	Temple	2	1	1950-51	2009-10					

Bold: 2017-18 Opponent



YEAR-BY-YEAR RESULTS

1938-39 (8-2)

Siena	Opp.	
52	Niagara	47
57	Cobleskill	16
47	Baypath Institute	48
45	Oneonta Normal	37
40	Green Mountain	35
37	Niagara	35
52	Green Mountain	44
37	Oneonta	32
45	Baypath Institute	40
36	Cobleskill	39

1939-40 (12-7)

Siena	Opp.	
55	Oneonta	24
31	Niagara	36
68	Norwich	26
45	St. Michael's	38
43	St. Bonaventure	51
60	Niagara	38
52	Albany State	45
66	Albany Pharmacy	27
68	Norwich	26
61	Green Mountain	55
59	Green Mountain	51
68	Arnold	49
37	Norwich	48
31	Baypath Institute	44
31	Scranton	43
54	Oneonta	44
51	Niagara	45
34	St. Anselm's	40
52	Long Island	66

1940-41 (9-9)

Siena	Opp.	
40	Brooklyn Poly.	43
46	Canisius	64
64	Hartwick	28
55	Univ. of Mexico	39
42	Mount St. Mary's	39
40	Niagara	38
54	Oneonta	48
50	Providence	57
36	Seton Hall	54
62	Albany State	27
45	Albany State	42
38	St. Anselm's	64
37	St. Bonaventure	60
50	St. Francis (N.Y.)	62
56	St. Michael's	48
49	St. Michael's	51
37	Canisius	49
57	Hartwick	31

1941-42 (9-7)

Siena	Opp.	
59	Oneonta	37
41	Paterson State	37
37	Villanova	34
30	Providence	43
32	St. Francis (N.Y.)	47
28	St. Anselm's	37
35	Scranton	34
39	Hartwick	28
34	Davis & Elkins	21
30	Paterson State	33
45	Hartwick	23
43	St. Michael's	42
37	St. Anselm's	44
58	Lowell Tech	59
36	Becker	34
34	Canisius	43



1942-43 (13-6)

Siena	Opp.	
62	Arnold	45
55	Fort Dix	49
43	Hartwick	35
56	Iona	42
45	Ithaca	54
54	Lawrence Tech	45
34	Niagara	53
59	Paterson State	35
47	Hartwick	28
55	Plattsburgh State	30
44	Pratt Institute	32
43	Providence	54
49	Ithaca	40
23	St. Bonaventure	46
39	St. Francis (N.Y.)	45
45	St. Lawrence	44
50	Ithaca	31
57	St. Michael's	46
36	Villanova	62

*No Basketball from 1943-46 (World War II)

1946-47 (12-11)

Siena	Opp.	
56	Iona	57
77	Adelphi	50
68	Springfield	66
30	Vermont	42
47	Texas A&M	52
39	Boston College	46
40	Ithaca	34
73	Albany State	32
54	Hartwick	43
41	Niagara	45
60	Lawrence Tech	34
45	Iona	49
46	St. Francis (N.Y.)	52
39	Seton Hall	52
47	Providence	42
47	RPI	38
39	St. Francis (N.Y.)	53
64	Hartwick	54
37	Canisius	43
46	John Marshall	42
47	Manhattan	50
62	Albany State	41
48	St. Michael's	19

1947-48 (22-6)

Siena	Opp.	
49	Adelphi	29
58	Mohawk	37
54	Arnold	41
69	Vermont	47
49	Valparaiso	45
32	Seton Hall	42
58	Boston College	50
53	St. Bonaventure	41
51	Boston College	32
64	N. Adams State Teach.	29
40	St. Francis (N.Y.)	50
51	Mohawk	42
59	St. Michael's	36
50	Manhattan	53
50	Arnold	39
61	Connecticut State	40
45	Niagara	48
66	Providence	53
53	Iona	49
50	John Marshall	35
42	St. Francis (N.Y.)	43
51	N. Adams State Teach.	28
52	American	45
51	Iona	45
41	Loyola (Ill.)	42
62	Champlain	50
54	Canisius	44
51	RPI	27

1948-49 (22-7)

Siena	Opp.	
56	Sampson	37
48	Newark-Rutgers	39
48	Lafayette	50
41	LeMoyne	39
51	Arkansas State	35
33	St. Francis (N.Y.)	43
45	Niagara	39
52	Detroit	43
43	Texas A&M	36
54	Loyola (Md.)	52
47	Mount St. Mary's	42
45	American	42
44	Champlain	25
54	St. Francis (N.Y.)	50
43	Manhattan	47
49	Tex. Wesleyan	(OT)53
53	LeMoyne	31
57	Connecticut State	37

51	Iona	45
53	Brooklyn College	32
36	Seton Hall	56
44	Fordham	36
55	Arnold	39
48	Iona	39
57	John Marshall	54
44	Georgetown	39
39	St. Bonaventure	40
49	Scranton	33
46	St. Benedict's*	61

* National Catholic Invitational Tournament (Denver, Colo.)

1949-50 (27-5)

Siena	Opp.	
46	LeMoyne	31
74	Puerto Rico	36
72	Oswego State	37
48	Manhattan	33
79	Arnold	35
60	Champlain	23
69	Tampa	36
76	Oswego State	35
62	St. Francis (N.Y.)	45
49	S. Illinois	46
43	St. Thomas	38
57	William & Mary	50
57	Regis	38
69	Mexico	32
49	Niagara	59
59	Seton Hall	48
42	Georgetown	47
47	St. Bonaventure	52
46	Manhattan	41
66	St. Francis (Pa.)	43
57	Texas Wesleyan	42
38	American	24
49	Fordham	58
60	LeMoyne	56
40	Iona	41
65	Hawaii	43
52	Scranton	40
42	St. Bonaventure	38
46	Williams	34
86	Providence*	49
75	Loras*	55
57	St. Francis (N.Y.)*	50

* National Catholic Invitational Tournament

YEAR-BY-YEAR RESULTS

1950-51 (19-8)

	Siena	Opp.	
11/23	70	LeMoyne	68
11/29	56	Saint Peter's	44
12/2	43	Buffalo	33
12/5	56	Texas A&M	42
12/9	56	at Manhattan	51
12/12	54	Arnold	37
12/16	56	Lafayette	42
12/19	59	Lincoln	56
12/28	71	Temple	54
12/30	47	at LeMoyne	53
1/3	51	at Seton Hall	47
1/6	56	Dartmouth	39
1/10	58	Creighton	40
1/13	55	Loyola (Md.)	33
1/27	54	at Iona	55
1/30	59	Albright	55
2/1	63	John Carroll	39
2/6	45	at St. Bonaventure	47
2/10	39	Fordham	58
2/13	38	Oklahoma City	34
2/17	40	Manhattan	64
2/20	57	at Georgetown	48
2/23	61	at St. Francis (N.Y.)	63
3/1	54	St. Bonaventure	45
3/6	58	Niagara	44
3/10	57	Villanova	78
	53	LeMoyne*	57

* National Catholic Invitational Tournament

1951-52 (24-6)

	Siena	Opp.	
11/22	62	LeMoyne	41
11/24	83	Arnold	63
11/27	43	Saint Peter's	51
12/1	55	Manhattan	45
12/4	48	Loyola (Md.)	49
12/11	73	Fort Monmouth	55
12/15	55	Baldwin Wallace	53
12/20	60	Loyola (La.)	50
12/28	61	Colgate	54
12/29	51	Lafayette	33
12/31	70	Arizona State	56
1/3	56	Temple	48
1/2	55	Seton Hall	52
1/5	56	at Canisius	45
1/15	61	Iona	52
1/18	51	at LeMoyne	53
1/26	61	Manhattan	58
2/2	29	New York Athletic Club	33
2/9	54	Fordham	48
2/12	55	Oklahoma City	50
2/14	69	Williams	45
2/19	44	at St. Bonaventure	69
2/21	55	at Niagara	47
2/23	52	St. Francis (N.Y.)	43
2/26	49	at Villanova	57
3/1	66	S. Illinois	60
3/6	61	St. Bonaventure	59
3/8	67	Canisius	55
	51	St. Francis (Pa.)*	54
	79	Scranton*	57
	64	St. Francis (N.Y.)*	50

* National Catholic Invitational Tournament

1952-53 (10-11)

	Siena	Opp.	
11/27	53	LeMoyne	49
12/6	58	at Iona	68
12/17	79	Rhode Island	70
12/20	46	at St. Bonaventure	65
12/30	55	St. Francis (N.Y.)	57
1/1	67	Loyola (Calif.)	54
1/3	61	Dartmouth	54
1/8	71	Xavier	62
1/10	64	at Canisius	73
1/21	72	Memphis State	59
1/24	49	Manhattan	61

1/28	72	Georgetown	57
1/31	65	Lawrence Tech	63
2/4	66	at St. Francis (N.Y.)	69
2/7	49	St. Bonaventure	50
2/11	49	at Seton Hall	62
2/14	61	Fordham	57
2/19	48	at Villanova	67
2/21	81	Niagara	(6 OT) *88
2/24	65	at LeMoyne	68
3/4	62	Canisius	56

*Six-overtime game at the Armory
(All home games played at Armory)

1953-54 (7-14)

	Siena	Opp.	
11/26	62	Murray State	49
12/5	40	Lemoyne	60
12/10	78	Louisville	71
12/12	56	at Iona	54
12/19	54	Xavier	66
12/28	58	vs. Eastern Kentucky	74
12/29	60	vs. Houston	81
12/30	68	vs. Murray State	91
1/2	44	Dartmouth	60
1/9	58	at Canisius	81
1/20	68	Villanova	58
1/30	66	Manhattan	72
2/3	47	at St. Francis	51
2/9	50	at Niagara	74
2/11	64	at St. Bonaventure	87
2/13	48	Lawrence Tech	58
2/16	68	Canisius	81
2/19	62	St. Bonaventure	56
2/27	70	Bainbridge Naval Sta.	81
3/3	67	St. Francis	60
3/6	63	at Lemoyne	55

1954-55 (3-13)

	Siena	Opp.	
12/11	81	Buffalo	69
12/30	63	Gonzaga	64
1/1	60	Lemoyne	64
1/8	51	Iona	46
1/22	44	Canisius	79
1/23	60	St. Bonaventure	64
1/26	48	St. Francis	63
1/29	50	Manhattan	52
2/4	63	Cincinnati	83
2/5	61	St. Bonaventure	63
2/12	58	Wayne	66
2/17	61	Niagara	77
2/22	57	Saint Peters	74
2/26	61	St. Francis	55
3/1	67	Canisius	97
3/5	62	Lemoyne	78

1955-56 (7-13)

	Siena	Opp.	
12/1	71	LeMoyne	78
12/7	68	St. Anselm's	72
12/14	77	at West Point	67
12/17	63	Georgetown	50
12/30	67	Loyola (Md.)	75
1/7	77	Baldwin Wallace	64
1/14	61	at St. Francis (N.Y.)	83
1/18	61	St. Bonaventure	62
1/20	74	at Murray State	83
1/21	71	at Tennessee Tech	88
1/25	66	at Iona	77
1/28	78	Manhattan	73
2/4	56	St. John's	71
2/8	65	Adelphi	56
2/11	77	Lawrence Tech	68
2/14	70	Saint Peter's	56
2/18	64	Iona	56
2/25	70	St. Francis (N.Y.)	71
2/29	44	at Niagara	78
3/2	59	at LeMoyne	82

1956-57 (5-15)

	Siena	Opp.
41	*LeMoyne	74
44	*at St. Bonaventure	86
51	*St. Bonaventure	77
54	Hartwick	64
50	*Iona	49
46	Niagara	81
53	at RPI	70
67	at Hartwick	86
59	*at LeMoyne	68
50	*at St. Francis (N.Y.)	69
54	Manhattan	62
60	*at Saint Peter's	81
73	*St. Francis (N.Y.)	71
68	West Point	62
71	Williams	74
80	*Iona	103
75	Albany State	66
73	St. Anselm's	63
84	at NYAC	85
64	Providence	98

*MECAA

1957-58 (5-15)

	Siena	Opp.	
12/3	47	*at St. Bonaventure	76
12/4	45	at Niagara	78
12/7	59	RPI	49
12/21	78	*LeMoyne	72
12/26	57	Hamilton (CD)	51
12/27	43	RPI (CD)	37
12/28	50	Union (CD)	61
1/4	66	*at St. Francis (N.Y.)	82
1/11	46	Albany State	64
1/17	45	at Colgate	63
1/19	43	*Iona	52
1/25	57	Manhattan	70
1/29	66	at West Point	76
2/2	48	*St. Francis (N.Y.)	65
2/6	71	at Williams	50
2/8	45	*Saint Peter's	54
2/12	49	*at Iona	71
2/23	52	Providence	56
3/1	50	*at LeMoyne	58
3/7	60	at NYAC	65

(CD) Capital District Tournament
*MECAA

1958-59 (3-16)

	Siena	Opp.	
12/1	54	Canisius	56
12/3	57	West Point	77
12/5	48	RPI	46
12/10	47	Villanova	73
12/13	48	Iona	50
12/20	65	LeMoyne	66
1/4	49	Niagara	62
1/3	72	St. Francis (N.Y.)	65
1/10	69	Albany State	55
1/24	44	Manhattan	52
2/1	50	St. Francis (N.Y.)	67
2/3	69	St. Bonaventure	89
2/11	42	Iona	68
2/19	51	Saint Peter's	75
2/22	48	St. Bonaventure	75
2/28	59	LeMoyne	60
3/3	44	Providence	79
3/4	84	Fairfield	92
3/14	62	Williams	70



YEAR-BY-YEAR RESULTS

1959-60 (3-18)

Siena	Opp.
12/1 33	Colgate
12/5 43	RPI
12/7 46	*LeMoyne
12/14 42	St. Bonaventure
12/12 55	Canisius
12/16 61	*Iona
12/19 48	Fairfield
1/2 56	*St. Francis (N.Y.)
1/4 64	NYAC
1/9 72	Albany State
1/15 59	Vermont
1/23 52	Manhattan
1/31 60	*St. Francis (N.Y.)
2/4 59	Williams
2/6 38	Villanova
2/11 42	Suffolk
2/13 50	Niagara
2/15 60	Buffalo
2/20 35	Providence
2/22 53	Saint Peter's
2/27 48	*LeMoyne
3/1 41	*Iona

*MECAA

1960-61 (11-13)

Siena	Opp.
12/2 74	Vermont
12/6 46	at RPI
12/10 45	*LeMoyne
12/14 54	Canisius
12/16 73	Potsdam
1/4 64	Buffalo
1/7 52	at St. Francis (N.Y.)
1/12 59	at Utica
1/14 45	at Albany State
1/28 57	at Manhattan
1/31 52	*Iona
2/3 71	Potsdam
2/5 66	St. Francis (N.Y.)
2/8 38	Colgate
2/14 54	*King's
2/15 54	*at Saint Peter's
2/17 39	Williams
2/20 44	Niagara
2/23 45	at St. Bonaventure
2/25 45	*LeMoyne
3/4 64	*Iona (OT) 59
55	Long Island 58
50	St. Francis (N.Y.) 62
70	Wagner 68

1961-62 (14-8)

Siena	Opp.
69	at Vermont 63
43	RPI 25
48	*LeMoyne 56
48	at Cortland State 46
57	Alfred 54
36	RPI 29
45	Albany State (OT) 47
39	at St. Francis (N.Y.) 43
47	at Albany State 49
45	at Merrimack 55
41	at Stonehill 54
56	Manhattan 69
70	Potsdam 57
58	Clarkson 37
71	at St. Francis (N.Y.) 52
70	Utica 55
72	at Adelphi 66
64	at LeMoyne 57
62	at Hartford University 46
63	*King's 51
77	*Saint Peter's 54
59	Iona 73

*MECAA

1962-63 (13-10)

Siena	Opp.
12/1 41	*LeMoyne 43
12/3 59	RPI 56
12/8 68	Vermont 48
12/9 31	Stonehill 39
12/11 68	Utica 55
12/14 63	Cortland 69
12/18 65	Clarkson 68
12/19 57	Potsdam 40
12/27 55	St. Lawrence 49
12/28 61	RPI 37
12/29 60	Albany State 52
1/4 44	NYAC 72
1/5 52	*St. Francis (N.Y.) 72
1/12 52	Albany State 44
1/26 58	*Iona 60
2/1 71	Adelphi 62
2/3 56	St. Francis (N.Y.) 51
2/9 62	Merrimack 50
2/12 37	Williams 45
2/16 50	LeMoyne 49
2/24 48	Manhattan 80
2/25 53	Hartford 52
2/28 58	*King's 67
3/2 66	*Saint Peter's 75

1963-64 (8-13)

Siena	Opp.
12/2 57	at Cortland 74
12/4 65	RPI 49
12/10 54	at Stonehill 67
12/11 36	at Hartford 51
12/14 64	Marist 52
12/15 43	at Assumption 97
12/20 64	Potsdam 42
12/27 55	at St. Lawrence (CD) 63
12/28 47	at RPI (CD) 39
1/4 52	at St. Francis (N.Y.) 54
1/11 36	at Albany State 32
1/25 32	at Iona 52
2/4 55	Clarkson 50
2/8 46	LeMoyne 54
2/11 74	Utica 44
2/15 43	Kings 51
2/18 45	Williams 46
2/22 56	Manhattan 72
2/29 60	St. Francis (N.Y.) 51
3/2 70	at Saint Peter's 76
3/3 64	at Adelphi 65


(CD) Capital District Tournament

1964-65 (9-10)

Siena	Opp.
12/2 77	RPI 63
12/5 49	Albany State 75
12/10 48	Utica 64
12/12 62	Stonehill 45
12/18 50	Albany State (CD) 48
12/19 65	RPI (CD) 47
1/2 69	*St. Francis (N.Y.) 72
1/4 59	*King's 67
1/9 47	Cortland 46
1/12 48	Williams 52
1/30 65	*LeMoyne 70
2/6 65	*Iona 61
2/9 74	Clarkson 66
2/10 51	Potsdam 67
2/14 73	Assumption 82
2/23 79	Hartford 65
2/27 55	St. Francis (N.Y.) 71
2/28 48	*LeMoyne 58
3/2 80	*Saint Peter's 72

(CD) Capital District Tournament

*MECAA



1965-66 (6-16)

Siena	Opp.
12/1 68	RPI 73
12/4 71	Albany State 73
12/10 92	Stonehill 109
12/11 81	Assumption 106
12/17 96	St. John Fisher (CD) 73
12/18 88	Albany State (CD) 91
1/5 98	Hunter 93
1/6 74	St. Francis (N.Y.) 118
1/8 74	*LeMoyne 85
1/29 67	Potsdam 73
2/1 80	Marist 83
2/8 95	Utica 80
2/12 79	*St. Francis (N.Y.) 96
2/15 61	*Iona 88
2/16 85	*Saint Peter's 103
2/18 81	*King's 69
2/21 76	Cortland 62
2/23 73	Hartford 88
3/1 57	Williams 78
3/4 76	Clarkson 68
3/5 72	*LeMoyne 88
3/6 61	St. John Fisher 65

(CD) Capital District Tournament

*MECAA

1966-67 (12-11)

Siena	Opp.
12/1 98	Hartwick 102
12/3 69	*Saint Peter's 93
12/9 85	St. John Fisher 64
12/10 75	Stonehill 72
12/15 60	Williams 74
12/29 101	New Paltz (CD) 75
12/30 73	Albany State (CD) 67
1/3 85	*Kings 84
1/5 105	Utica 90
1/7 81	*St. Francis (N.Y.) 114
1/11 78	Clarkson 96
1/14 63	LeMoyne 65
1/31 56	*Iona 69
2/3 110	Cortland 99
2/5 77	Assumption 64
2/10 66	St. Francis (N.Y.) 84
2/14 85	Hartford 76
2/18 68	Hunter 71
2/22 76	Marist 62
2/25 75	Albany State 76
2/28 81	St. Anselm's 98
3/4 61	LeMoyne 60
3/5 67	St. John Fisher 57

(CD) Capital District Tournament

*MECAA

YEAR-BY-YEAR RESULTS

1967-68 (9-16)

	Siena	Opp.
12/2	71	Hartwick 79
12/5	88	Clarkson 76
12/8	94	Stonehill 100
12/9	72	Assumption 91
12/16	89	*LeMoyne 101
12/20	85	Merrimack 84
12/28	78	RPI (CD) 64
12/29	66	Hamilton (CD) 77
12/30	62	Albany State (CD) 69
1/3	55	*Iona 57
1/6	77	St. Anselm's 92
1/9	56	Williams 73
1/24	72	*Saint Peter's 98
1/31	68	St. Francis (N.Y.) 69
2/3	87	Sacred Heart 95
2/5	82	Hartford 79
2/10	103	Utica 73
2/14	70	Marist 69
2/17	72	Albany State 79
2/23	69	*Kings 78
2/24	95	*St. Francis (N.Y.) (OT) 86
2/28	75	Cortland 84
2/29	102	Potsdam 72
3/2	70	LeMoyne 82
3/3	98	St. John Fisher 87

(CD) Capital District Tournament

*MECAA

1968-69 (10-13)

	Siena	Opp.
85	Clarkson	80
62	Potsdam State	55
92	Merrimack	76
62	FDU (Madison)	93
79	Stonehill	93
73	LeMoyne	92
110	Hamilton (CD)	93
58	Albany State (CD)	59
90	St. John Fisher	74
87	Hartwick	76
92	Cortland	96
60	Kings	64
106	Hartford	85
81	St. Francis (N.Y.)	86
72	Assumption	94
67	Utica	59
79	Marist	82
73	Albany State	64
73	Williams	62
66	Iona	81
74	LeMoyne	85
67	Saint Peter's	113
79	Sacred Heart	82

(CD) Capital District Tournament

1969-70 (7-16)

	Siena	Opp.
94	Clarkson	83
81	Potsdam State	71
55	FDU (Madison)	70
57	Assumption	92
52	Iona	82
57	RPI (CD)	67
94	Union (CD)	70
81	Hartwick	100
111	Utica	93
74	LeMoyne	87
72	St. Anselm's	92
2	Merrimack*	0
83	St. Francis (N.Y.)	74
77	Cortland State	72

64	Stonehill	87
72	St. Francis (N.Y.)	79
63	Albany State	72
64	Marist	95
74	Hartford	93
87	Sacred Heart	92
65	Kings	79
86	Saint Peter's	133
77	LeMoyne	84

*Forfeit Win
(CD) Capital District Tournament

1970-71 (8-17)

	Siena	Opp.
100	Clarkson	74
81	Potsdam State	98
86	Cortland State	94
74	FDU (Madison)	80
71	Merrimack	73
69	Scranton	89
64	*Iona	70
73	Union (CD)	83
72	RPI (CD)	71
65	St. Francis (N.Y.)	69
71	Hartwick	98
83	Stonehill	87
57	*LeMoyne	82
57	Utica	56
94	Hartford	93
97	St. Francis (N.Y.)	81
82	Assumption	97
80	St. Michael's	109
70	Albany State	85
65	Sacred Heart	77
77	Marist	72
94	St. Anselm's	81
66	*Kings	87
85	Saint Peter's	108
77	LeMoyne	72

(CD) Capital District Tournament

*MECAA

1971-72 (12-14)

	Siena	Opp.
109	Clarkson	71
92	FDU (Madison)	82
91	Cortland State	82
106	Scranton	81
61	Iona	53
65	Union (CD)	66
92	RPI (CD)	82
88	Moravina	*75
66	East Stroudsburg	*96
77	Buffalo State	*81
79	Stonehill	78
97	Utica	78
94	Merrimack	97
120	St. Michael's	74
67	LeMoyne	72
70	St. Francis (N.Y.)	96
64	Vermont	89
56	Maine	69
56	Albany State	72
82	Sacred Heart	102
90	Hartwick	88
71	Marist	69
69	Kings	82
72	Saint Peter's	85
70	LeMoyne	74
80	Potsdam	86

*Pocono Classic

(CD) Capital District Tournament

1972-73 (115-8)

	Siena	Opp.
76	Seton Hall	72
91	Merrimack	76
82	Clarkson	67
96	Cortland State	69
93	Scranton	77
77	Iona	66
71	Albany State (CD)	81
53	RPI (CD)	56
106	St. Michael's	118
98	St. Francis (N.Y.)	74
90	Maine	83
78	Hartwick	76
97	Utica	80
76	Sacred Heart	73
72	LeMoyne	97
73	Potsdam State	77
91	Assumption	97
78	Albany State	75
103	Vermont	77
88	Marist	57
56	FDU (Madison)	61
65	Kings, Pa.	83
65	LeMoyne	61

(CD) Capital District Tournament

1973-74 (118-9)

	Siena	Opp.
98	Iona	106
91	Assumption	92
85	Utica	75
88	Scranton	69
86	Albany State (CD)	76
82	Union (CD)	68
77	Hartwick	75
90	Potsdam State	80
114	Clarkson	63
81	Merrimack	90
101	LeMoyne	79
99	Gannon	84
56	Georgetown	70
110	Sacred Heart	101
73	Seton Hall	77
77	Vermont	64
83	Albany State	84
85	St. Francis (N.Y.)	79
76	Cortland State	71
73	Marist	48
82	FDU (Madison)	54
124	St. Michael's	110
79	Kings (Pa.)	(OT) 82
81	LeMoyne	87
87	Jersey City State**	64
72	Hartwick#	81
82	Potsdam State#	74

(CD) Capital District Tournament

**NCAA Playoff

NCAA Division II Regional

1974-75 (116-9)

(Home:12-1) (Away:4-8)

	Siena	Opp.
88	Iona	75
62	Cortland State	49
97	St. Michael's	96
97	Utica	60
77	Scranton	78
64	Massachusetts	78
104	Albany State (CD)	80
71	Union (CD)	70
78	Bridgeport	67
109	Merrimack	85
77	Hartwick	83
72	Manhattan	79
50	Potsdam State	40
67	LeMoyne	73
115	Sacred Heart	108
99	St. Francis (Pa.)	113
72	Albany State	57
103	Marist	87
96	St. Francis (Pa.)	77
74	Gannon	82
103	Canisius	88
96	Saint Peter's	99
67	Kings	70
93	Vermont	86
92	LeMoyne	74

(CD) Capital District Tournament

1975-76 (111-11)

	Siena	Opp.
79	*Scranton	64
75	Iona	68
76	Long Island	79
94	Buffalo	103
87	Saint Peter's	88
95	Utica	72
69	Union (CD)	64
94	RPI (CD)	78
76	Bridgeport	84
84	Merrimack	95
77	Hartwick	63
89	Manhattan	105
79	*LeMoyne	68
97	Potsdam State	69
76	St. Francis (N.Y.)	81
94	Canisius	102
66	Albany State	58
88	Marist	71
99	*Kings (Pa.)	81
71	FDU (Madison)	77
85	St. Michael's	86
77	LeMoyne	81

(CD) Capital District Tournament

*MECAA

YEAR-BY-YEAR RESULTS

1976-77 (9-15)

(Home:4-6) (Away:4-9) (Neutral:1-0)

	Siena	Opp.
11/27	88	at Boston University 100
12/1	95	Iona (OT) 87
12/4	59	at Drexel 68
12/14	63	at Niagara 64
12/22	69	Cleveland State 82
12/23	49	at Rider 70
12/28	88	at RPI (CD) 52
12/29	91	UAlbany (CD) 86
1/3	76	Northeastern# 78
1/4	83	American# 89
1/6	87	Buffalo 76
1/8	76	Manhattan 92
1/15	82	at Saint Peter's 113
1/19	76	at Fairfield 84
1/25	65	at Utica 61
1/31	78	at Wagner 61
2/3	49	UAlbany 62
2/7	74	Canisius 66
2/12	74	St. Francis (N.Y.) 77
2/15	88	Marist 69
2/19	78	at Long Island 74
2/21	76	at St. Bonaventure 98
2/24	88	at Hofstra 96
2/26	52	Fairleigh Dickinson 61

(CD) Capital District Tournament

! First Season competing at Division I level

Siena Invitational

1977-78 (13-10)

(Home: 10-3)

	Siena	Opp.
79	North Adams State	70
83	at Iona	90
75	at James Madison*	89
79	vs. American*	80
75	American Int'l.	64
78	Long Island	(OT) 68
79	at Buffalo	78
92	Wagner	78
81	East Stroudsburg	66
69	Oklahoma City#	66
61	VMI#	72
83	Niagara	91
71	at Northeastern	73
94	Utica	80
108	Boston University	81
73	at Syracuse	100
100	at St. Francis (N.Y.)	90
63	at St. Francis (Pa.)	71
86	Manhattan	93
85	at Marist	67
126	Drexel	(3OT) 115
82	at Canisius	91
74	Saint Peter's	68

*James Madison Tournament

Siena Invitational Tournament

1978-79 (14-12)

	Siena	Opp.
89	vs New Hampshire#	74
75	vs Northeastern#	70
70	Buffalo	51
79	American Int'l.	65
85	East Stroudsburg	88
85	Fairleigh Dickinson	88
99	Cleveland State	91
75	at Maine	89
68	Catholic*	65
88	St. Francis (N.Y.)*	94
53	at Fairleigh Dickinson	66
88	at Saint Peter's	75
92	at Syracuse	144
81	Rider	77
82	Marist	69
86	at Wagner	103
77	Northeastern	67
92	St. Francis (N.Y.)	(OT) 90
102	St. Francis (Pa.)	87
66	at Boston University	72
70	at Manhattan	82
59	at Long Island	60
64	Baltimore	55
68	Iona	70
83	Canisius	77
63	at Niagara	76

Brown Tip-Off Tournament

*Siena Invitational Tournament

1979-80 (14-14)

	Siena	Opp.
11/30	72	at Clemson*
12/1	81	vs St. Louis*
12/7	92	Monmouth
12/10	87	East Stroudsburg
12/12	91	Wagner (OT) 94
12/22	86	Centenary
12/28	73	at Baltimore (OT) 68
1/4	89	Delaware**
1/5	62	UNC Wilmington**
1/7	84	at St. Francis (N.Y.)
1/9	67	CCNY
1/14	47	Saint Peter's
1/16	88	Niagara
1/19	80	at Cleveland State
1/22	89	Boston University
1/24	82	Southampton
1/26	60	at Northeastern (OT) 63
1/30	82	Long Island
2/2	65	Maine
2/4	64	at Syracuse
2/6	87	at Canisius
2/9	80	Manhattan
2/11	87	Marist
2/16	76	Fairleigh Dickinson
2/18	72	at Iona
2/23	70	at New Hampshire
80	Long Island***	(2OT) 78
70	at Iona***	76


*IPTAY Tournament

**Siena Invitational Tournament

***ECAC Playoff

1980-81 (17-10)

	Siena	Opp.
11/29	68	Jersey City
12/3	94	Southampton
12/6	65	at Maine
12/10	68	Canisius
12/13	59	St. Francis (N.Y.)
12/23	66	Arkansas-Little Rock
12/29	84	vs St. Bonaventure*
12/30	80	vs Niagara*
1/2	80	Colgate**
1/3	63	Eastern Michigan**
1/8	71	at Stetson



1/10	65	at South Florida	75
1/14	77	Niagara	70
1/17	79	Cleveland State	(OT) 76
1/20	79	at Vermont	86
1/24	70	Iona	53
1/26	69	at Fairleigh Dickinson	74
1/31	92	Northeastern	(OT) 93
2/2	83	at Long Island	95
2/9	85	Marist	74
2/12	60	Army	51
2/14	74	at Manhattan	65
2/18	68	at Saint Peter's	81
2/2	75	at Wagner	70
2/26	100	at Colgate	94
2/28	88	New Hampshire	73
	48	Iona***	64

*Rochester Classic Tournament

**Siena Invitational Tournament

***ECAC Playoff

1981-82 (15-13, 8-7; 3RD T)

	Siena	Opp.
11/28	72	Marist
12/2	79	at Northeastern
12/5	70	at George Washington
12/7	69	Maine
12/12	59	at St. Francis (N.Y.)
12/23	64	at Marist
12/29	75	at Florida Southern
1/2	49	at South Florida
1/5	71	Wagner
1/8	57	at Illinois-Chicago
1/9	62	at UNC Wilmington*
1/12	77	at Long Island
1/16	80	at Fairleigh Dickinson
1/21	59	Robert Morris
1/23	79	Manhattan
1/27	53	St. Francis (N.Y.)
1/29	59	at Loyola (Md.)
1/30	64	at Towson
2/6	72	at Wagner
2/10	75	Fairleigh Dickinson
2/13	72	at St. Francis (Pa.)
2/17	72	Colgate
2/20	77	Long Island
2/22	71	at Army
2/25	83	Baltimore
2/27	76	Vermont
85	Fairleigh Dickinson**	81
84	Long Island**	94

*Siena Invitational Tournament

**ECAC Metro Playoff

1982-83 (12-16, 6-8; 5TH)


	Siena	Opp.
71	Merrimack	59
56	Northeastern	49
65	at Army	49
65	at Boston University	78
57	at Manhattan	61
61	Delaware State**	66
65	Utica**	59
55	at Wake Forest	70
53	at Saint Peter's	69
69	Bloomfield State	62
91	Fairleigh Dickinson#	(OT) 94
80	at Wagner#	72
61	at Baltimore	80
47	Long Island#	50
63	at Marist#	68
64	Loyola (Md.)#	57
70	Wagner#	68
85	at Fairleigh Dickinson#	91
65	St. Francis (Pa.)#	63
54	Fordham#	70
76	at Vermont#	(OT) 78
72	St. Francis (N.Y.)#	64
76	at St. Francis (N.Y.)#	93
82	at Long Island#	(OT) 95
52	at Colgate	50
66	Marist#	64
72	at Robert Morris#	86
59	Marist*	60

**Siena Invitational Tournament

#ECAC Metro Conference Game

*ECAC Metro Playoffs

YEAR-BY-YEAR RESULTS



1983-84 (15-13, 8-8; 5TH T)

Siena	Opp.	Siena	Opp.
40	vs St. John's#	73	
63	vs Rhode Island#	54	
88	Allentown	59	
51	at Fairleigh Dickinson^	52	
76	Vermont	68	
67	at Wagner^	84	
61	Dartmouth*	52	
56	Ohio University*	69	
98	Dominican	45	
69	Boston University	83	
74	at St. Francis (N.Y.)^	73	
62	Marist^	67	
64	at Fordham	85	
74	Loyola (Md.)^	71	
98	Tufts	61	
53	at Robert Morris^	71	
67	at St. Francis (Pa.)^	78	
69	Wagner^	43	
64	Fairleigh Dickinson^	81	
75	Suffolk	42	
62	at Long Island^	76	
91	St. Francis (N.Y.)^	78	
90	Long Island	86	
65	at Marist^	62	
62	at Loyola (Md.)^	82	
66	Robert Morris^	59	
67	St. Francis (Pa.)^	65	
62	Fairleigh Dickinson**	68	

^ECAC Metro Game
#Lapchick Tournament
*Siena Invitational
**ECAC Metro Playoffs

1984-85 (22-7, 12-4; 3RD)

Siena	Opp.	Siena	Opp.
110	East Stroudsburg	64	
71	Utica	56	
43	at St. Joseph's (Pa.)	56	
71	at Lehigh	67	
73	at New Hampshire#	66	
68	Colgate#	45	
69	Fordham	83	
94	Delaware*	69	
64	Howard*	(OT) 62	
84	Army	67	
71	at Canisius#	80	
67	at St. Francis (N.Y.)	60	
68	Northeastern#	88	
86	Tufts	51	
83	at Maine#	65	
75	Niagara#	66	
66	at Boston University#	59	
73	New Hampshire#	54	
60	Vermont#	59	
64	at Niagara#	72	
81	Hartford	66	
74	at Colgate#	54	
77	Maine#	63	
65	Canisius#	57	
79	at Vermont#	61	
63	at Northeastern#	72	
75	Boston University#	71	
65	Vermont**	56	
69	Northeastern**	73	

#ECAC North Atlantic Game
*Siena Invitational Tournament
**ECAC NAC Playoffs

1985-86 (21-8, 12-6, 4TH)

Siena	Opp.	Siena	Opp.
71	Lehigh	57	
51	at Utica	50	
69	St. Joseph's (Pa.)	53	
80	at Maine#	69	
61	Niagara#	55	
79	Keene State	56	
83	Bucknell*	65	
70	Cornell*	55	
81	vs Centenary\$	80	
66	vs Florida Southern\$	68	
52	Canisius#	74	
84	Hartford#	67	
63	at New Hampshire#	61	
57	at Colgate#	46	
76	Boston University#	67	
81	at Vermont#	69	
63	at Hartford#	(2OT) 69	
64	St. Francis (N.Y.)	56	
81	Niagara#	(OT) 84	
58	Canisius#	(OT) 60	
61	Colgate#	(OT) 55	
71	Northeastern#	65	
73	at Northeastern#	96	
91	New Hampshire#	72	
80	Vermont#	65	
72	Maine#	70	
58	at Boston University#	87	
82	Niagara**	70	
75	Northeastern**	89	

#ECAC NAC Game
*Siena Invitational Tournament
\$WLKF Classic (Lakeland, FL)
**ECAC NAC Playoffs

1986-87 (17-12, 12-6, 3RD T)

(Home:11-3)(Away:6-9)

Siena	Opp.	Siena	Opp.
56	at Boston College	66	
108	Keene State	92	
83	Utica	64	
57	at Ohio State	101	
57	at Fairfield	58	
64	at Providence	75	
88	Quinnipiac	67	
80	Central Connecticut*	60	
58	Saint Peter's*	(OT) 69	
71	Boston University#	63	
73	Canisius#	59	
88	Niagara#	97	
104	at Vermont#	89	
96	Vermont#	70	
64	at Northeastern#	93	
72	at Canisius#	81	
94	at Niagara#	96	
70	New Hampshire#	58	
89	Hartford#	79	
76	at Colgate#	71	
71	Colgate#	54	
59	at Maine#	56	
71	at New Hampshire#	59	
85	Maine#	55	
83	Northeastern#	90	
50	at Boston University#	71	
72	at Hartford#	56	
67	at Canisius**	65	
79	at Northeastern**	89	

#ECAC North Atlantic Conference game
*Siena Invitational Tournament
**ECAC NAC Playoff

1987-88 (23-6, 16-2; 1ST)

NAC Regular-Season Champions

Siena	Opp.	Siena	Opp.
69	at Fairleigh Dickinson	77	
72	at Wake Forest	67	
75	LeMoyne	70	
91	Fairfield	77	
87	at Marist	66	
113	Vermont\$*	74	
73	Bowling Green\$	52	
72	at Syracuse	123	
93	Maine*	76	
90	at Northeastern*	75	
66	at Vermont*	65	
94	Colgate*	50	
86	Northeastern*	72	
94	at Maine*	74	
68	at Boston University*	90	
83	Hartford*	64	
89	Boston University*	84	
93	Brooklyn	68	
91	at Niagara*	68	
90	Niagara*	76	
95	New Hampshire*	66	
63	at Hartford*	80	
84	Central Connecticut*	79	
85	at Canisius*	70	
98	at New Hampshire*	81	
65	Canisius*	52	
81	at Colgate*	74	
63	New Hampshire#	70	
65	at Boston College	173	

*ECAC NAC game
\$Siena Invitational Tournament
#NAC Playoff
! NIT

1988-89 (25-5, 16-1; 1ST)

NAC Champions, 2nd Round NCAA Tournament

Siena	Opp.	Siena	Opp.
85	at Bowling Green	87	
80	at Pittsburgh	79	
67	at Florida	71	
91	at LeMoyne	52	
110	Marist	91	
112	Fairleigh Dickinson	69	
80	at Manhattan	65	
66	at Evansville	79	
91	Boston University*	78	
72	at Canisius*	56	
101	Niagara*	76	
69	at Vermont*	58	
117	Vermont*	76	
92	at Northeastern*	67	
83	Canisius*	78	
72	at Niagara*	60	
90	New Hampshire*	72	
82	Hartford*	72	
109	Colgate*	54	
F13	Brooklyn - canceled measles		
76	at Maine*\$	49	
92	Maine*\$	82	
F25	Northeastern - canceled measles		
92	at New Hampshire*\$	79	
81	at Boston U.*\$	(OT) 84	
82	at Hartford*\$	70	
100	at Colgate\$	*58	
61	Colgate\$#	51	
81	at Hartford\$#	57	
68	Boston University\$#	67	
80	#3 Stanford!	78	
67	#11 Minnesota!	80	

*NAC game
#NAC Tournament(Hartford Civic Center - Hartford, Conn.)
\$No spectators allowed due to measles outbreak
!NCAA Tournament (#14 seed - East Regional, Greensboro, N.C.)

YEAR-BY-YEAR RESULTS

1989-90 (16-13, 11-5; 2ND)

	Siena	Opp.	
11/24	62	at Brigham Young	83
11/28	89	at Pittsburgh	101
12/2	89	at Central Michigan (OT)	83
12/4	91	at Bowling Green	136
12/8	73	Niagara*	60
12/11	87	Canisius*	76
12/23	83	at Evansville	88
12/29	79	vs American#	71
12/30	74	vs Radford#	72
1/5	80	Hartford	87
1/9	90	at LaSalle*	106
1/11	66	at Loyola (Md.)*	60
1/16	65	at Fordham*	82
1/18	79	Iona*	59
1/20	63	Fairfield*	57
1/23	62	at Saint Peter's*	61
1/25	61	at Hartford	63
1/27	101	Manhattan*	71
1/30	76	at Creighton	80
2/3	81	Army*	79
2/6	76	at Holy Cross*	103
2/8	70	at Canisius*	73
2/10	74	at Niagara*	65
2/15	101	Holy Cross*	91
2/17	80	Fordham*	77
2/20	69	at Army*	71
2/26	90	LeMoyne*	76
	71	Canisius**	53
	90	LaSalle**	106


*MAAC game
 #Holiday Inn/Naismith Classic
 **MAAC Tournament (Knickerbocker Arena – Albany, N.Y.)

1990-91 (25-10, 12-4; 1ST)

MAAC Regular-Season Co-Champions

	Siena	Opp.	
11/23	77	vs Virginia\$	80
11/24	93	vs Nevada\$	75
11/25	119	vs UC-Irvine\$	108
11/28	80	Pittsburgh	82
12/4	89	at Marist	66
12/9	73	at Hartford	63
12/10	71	at Western Michigan	87
12/22	78	at Brooklyn	59
12/30	85	Bowling Green	78
1/2	89	Evansville	69
1/5	96	Niagara*	80
1/7	81	Saint Peter's*	60
1/11	76	Loyola (Md.)*	42
1/14	75	Iona*	90
1/16	54	Hartford	51
1/19	58	at Saint Peter's*	79
1/21	64	at LaSalle*	67
1/24	90	Manhattan*	55
1/26	77	at Fairfield*	55
1/28	57	at Loyola (Md.)*	63
1/31	90	Canisius*	57
2/3	78	Creighton	85
2/6	65	Central Michigan	52
	87	at Iona*	80
	87	at Niagara*	68
	88	at LeMoyne	75
2/18	87	at Canisius*	67
2/20	93	LaSalle*	76
2/23	76	at Manhattan*	69
2/25	97	Fairfield*	63
3/2	76	Canisius^	62
3/3	90	Iona^	95
3/14	90	Fairleigh Dickinson#	85
3/19	63	South Carolina#	58
3/21	80	Massachusetts#	82

\$Great Alaska Shootout
 *MAAC Game
 ^MAAC Tournament (Knickerbocker Arena – Albany, N.Y.)
 #NIT



1991-92 (19-10, 11-5; 3RD)

	Siena	Opp.	
11/22	59	at Massachusetts	94
11/29	69	Fordham	90
12/2	80	Marist	63
12/4	81	LeMoyne	62
12/7	68	at LaSalle*	65
12/10	59	Western Michigan	63
12/12	76	Hartford	58
12/22	71	at Creighton	60
12/27	72	vs Stanford\$	94
12/28	93	vs Austin Peay\$	89
1/2	82	Loyola*	66
1/5	95	Canisius*	90
1/7	70	at Northeastern	64
1/9	68	at Loyola (Md.)*	76
1/11	80	at UNC-Greensboro	61
1/15	65	at Fairfield*	63
1/18	66	Manhattan*	81
1/22	62	at Iona*	65
1/25	69	at Saint Peter's*	67
1/30	77	Fairfield*	53
2/2	77	LaSalle*	64
2/9	79	Saint Peter's*	52
2/13	66	at Niagara*	73
2/15	92	at Canisius*	76
2/22	71	Iona*	64
2/26	68	at Manhattan*	80
2/29	63	Niagara*	61
	83	Niagara**	57
	71	LaSalle**	84

*MAAC game
 **MAAC Tournament (Knickerbocker Arena – Albany, N.Y.)
 \$Oldsmobile Spartan Classic

1992-93 (16-13, 8-6; 4TH)

	Siena	Opp.	
11/18	80	at Florida State%	89
12/1	62	at Marist	60
12/5	95	at Holy Cross!	(OT) 96
12/8	58	Massachusetts	70
12/12	74	at Hartford	(OT) 70
12/23	69	Creighton	56
12/28	83	LeMoyne	56
12/30	72	at Kent State	68
1/3	60	Northeastern	69
1/6	70	at Fordham	68
1/9	102	UNC-Greensboro	70
1/14	67	at Richmond	69
1/16	42	at Virginia Comm.	57
1/21	56	at Fairfield*	59
1/23	74	Loyola (Md.)*	57
1/27	62	at Manhattan*	64
1/29	57	Saint Peter's*	52
2/2	70	Canisius*	42
2/4	64	at Saint Peter's*	51
2/10	71	at Loyola (Md.)*	57
2/13	83	Iona*	87
2/17	77	Niagara*	(2OT) 85
2/20	84	Manhattan*	76
2/22	59	Fairfield*	64
2/24	90	at Iona*	96
2/27	74	at Canisius*	67
3/1	83	at Niagara*	78
	70	vs Fairfield#	61
	70	vs Manhattan#	71

%Preseason NIT
 !ECAC Challenge (Worcester Centrum – Worcester, Mass.)
 *MAAC game
 #MAAC Tournament (Marine Midland Arena – Buffalo, N.Y.)

1993-94 (25-8, 10-4; 3RD)

	Siena	Opp.	
11/26	80	at Boise State#	82
11/27	78	vs Stephen F. Austin#	63
12/1	63	at Marist	60
12/4	91	Holy Cross\$	73
12/6	78	Marist	66
12/8	81	at Wagner	(OT) 79
12/11	70	Virginia Comm.	93
12/13	83	at Hartford	79
12/28	78	Kent State	53
1/3	86	at Northeastern	71
1/5	91	Canisius*	72
1/8	88	Richmond	57
1/13	67	at Manhattan*	79
1/15	77	at Loyola (Md.)*	72
1/17	88	Niagara*	74
1/22	73	at Texas A&M	62
1/24	77	Fairfield*	58
1/28	73	Manhattan*	98
1/31	94	at Iona*	90
2/5	81	at Fairfield*	64
2/9	88	Loyola (Md.)*	78
2/12	79	Saint Peter's*	56
2/17	108	Iona*	67
2/19	78	at Niagara*	82
2/21	90	at Canisius*	(OT) 99
2/27	71	at Saint Peter's*	44
	84	Fairfield%	73
	65	Manhattan%	68
	76	Georgia Tech+	68
	89	Tulane+	79
	75	Bradley?	62
	58	vs Villanova!	66
	92	vs Kansas State!	79

#Boise State Real Dairy Classic
 \$ECAC Challenge (Knickerbocker Arena – Albany, N.Y.)
 *MAAC Game
 %MAAC Tournament (Knickerbocker Arena – Albany, N.Y.)
 +NIT, Knickerbocker Arena
 ?NIT, Glens Falls Civic Center
 !NIT, Madison Square Garden

1994-95 (8-19, 5-9; 6TH)

	Siena	Opp.	
11/26	81	Wagner	73
12/2	70	vs Northwestern#	79
12/3	75	vs Wisc.-Milwaukee#	58
12/7	64	Northeastern	84
12/10	59	at Marist	81
12/12	60	Hartford	83
12/22	79	at Holy Cross	84
12/28	79	at Kent State	86
1/3	57	at Jacksonville	61
1/5	86	at Bethune-Cookman	85
1/7	52	at William & Mary	72
1/9	58	Fairfield*	59
1/14	68	Saint Peter's*	72
1/19	100	Iona*	81
1/21	61	Manhattan*	66
1/24	70	Texas A&M	76
1/28	53	at Canisius*	60
1/30	77	at Loyola (Md.)*	82
2/2	66	at Fairfield*	74
2/7	62	Canisius*	59
2/11	67	at Saint Peter's*	69
2/14	97	Niagara*	84
2/18	54	at Manhattan!*	67
2/19	115	at Iona*	103
2/24	88	Loyola (Md.)*	81
2/26	65	at Niagara*	67
3/4	45	Saint Peter's%	53

#Marquette First Bank Classic (Milwaukee, Wisc.)
 *MAAC Game
 !Madison Square Garden
 %MAAC Tournament (Knickerbocker Arena – Albany, N.Y.)

1995-96 (5-22, 1-13; 8TH)

	Siena	Opp.	
11/24	70	vs Cal-Irvine#	87
11/25	51	vs Niagara#	68
11/28	74	Bethune-Cookman	69
12/2	58	at Rhode Island	98
12/6	47	Marist	49
12/9	69	Kent State	59
12/13	76	at Hartford	70
12/23	76	Jacksonville	89
12/30	66	at Wagner	80
1/3	53	Rider	73
1/6	83	Holy Cross	78
1/10	77	Loyola (Md.)*	62
1/19	50	Niagara*	52
1/21	47	Fairfield*	60
1/25	40	at Manhattan*	61
1/27	51	Saint Peter's*	68
1/30	59	at Iona*	70
2/3	84	at Colgate	101
2/8	55	Canisius*	60
2/10	74	at Saint Peter's*	88
2/15	64	Manhattan*	66
2/17	49	at Canisius*	66
2/19	77	at Niagara*	79
2/22	62	Iona*	66
2/25	57	at Fairfield*	66
2/27	53	at Loyola (Md.)*	67
3/2	59	Iona%	71

#Lapchick Tournament
 *MAAC Game
 %MAAC Tournament (Knickerbocker Arena – Albany, N.Y.)

YEAR-BY-YEAR RESULTS

1996-97 (9-18, 4-10; 7TH)

Siena	Opp.
57 vs #25 Rhode Island	91
86 at Rider	81
72 vs Stephen F. Austin#	64
54 at #9 Iowa State#	64
74 Hartford	75
95 Marist	62
80 Wagner	62
58 at Saint Peter's*	60
81 Colgate	93
95 at Holy Cross	78
58 Iona*	91
76 at Loyola (Md.)*	85
65 at Youngstown State	70
66 Fairfield*	58
46 at Yale	64
64 at Fairfield *	74
52 Saint Peter's*	61
63 at Niagara*	81
49 at Canisius*	61
64 at Davidson	73
64 Manhattan*	65
75 Niagara*	62
61 Canisius*	57
55 Loyola (Md.)*	75
56 at Manhattan*	39
58 at Iona*	64
44 vs Canisius%	84

#Iowa State Cyclone Challenge (Ames, Iowa)
 *MAAC Game
 %MAAC Tournament (Marine Midland Arena – Buffalo, N.Y.)


1997-98 (17-12, 10-8; 3RD)

Siena	Opp.
73 vs Delaware#	77
86 vs Howard##	93
86 at Northwestern	84
82 Yale	70
76 at Niagara*	65
72 Canisius*	73
105 Holy Cross	69
57 at St. Bonaventure	82
92 Colgate	88
103 Davidson	89
88 Niagara*	68
92 at Loyola (Md.)*	79
78 Rider*	69
59 Fairfield*	60
68 at Saint Peter's*	69
79 at Manhattan*	83
75 Marist*	73
85 Saint Peter's*	83
82 at Iona*	83
92 at Canisius*	94
78 at Marist*	68
104 Iona*	92
103 Loyola (Md.)*	102
84 at Fairfield*	92
89 at Manhattan*	72
90 at Rider*	102
87 Canisius% (OT)	83
77 Manhattan%	71
75 Iona%	90

#Red Auerbach Colonial Classic
 *MAAC Game
 %MAAC Tournament (Pepsi Arena – Albany, N.Y.)

1998-99 (25-6, 13-5, TIE 1ST)

Siena	Opp.
83 Bethune-Cookman	77
86 at Hartford	69
86 St. Bonaventure	67
96 Loyola (Md.)*	88
87 at Marist*	93
94 at Colgate	80
87 Fairleigh Dickinson	79
106 George Washington	99
71 vs Eastern Michigan#	70
85 at Pepperdine#	76
84 at Niagara*	95
107 Quinnipiac	90
79 Canisius*	78
96 at Fairfield*	82
84 Saint Peter's*	72
86 Rider* (OT)	84
86 at Loyola (Md.)*	78
88 Iona*	74
84 Marist*	78
95 Fairfield*	80
90 at Canisius* (OT)	100
74 at Manhattan*	58
82 Niagara*	86
92 Manhattan*	75
81 at Rider*	74
98 at Saint Peter's*	87



80 at Iona*	97
101 vs Rider%	73
56 vs Marist%	55
82 vs Saint Peter's%	67
80 #4 Arkansas!	94

#Sparklets Invitational Tournament (Malibu, Calif.)
 *MAAC Game
 %MAAC Tournament (Marine Midland Arena – Buffalo, N.Y.)
 !NCAA Tournament (#13 seed – West Regional, Denver, Colo.)

1999-00 (24-9, 15-3, 1ST)

Siena	Opp.
89 Davidson#	79
96 at Notre Dame#	107
82 Hartford	75
82 Bethune-Cookman	71
91 at Rider*	79
99 Saint Peter's*	91
82 Colgate	71
94 at Geo. Washington	91
91 vs Fordham&	99
74 vs Rutgers&	86
54 at La.-Lafayette	71
87 Manhattan*	84
88 at Fairfield*^	83
93 Rhode Island	72
89 Canisius*	77

MAAC Regular-Season Champions
 NIT Second Round

99 Niagara*	78
63 at Loyola (Md.)*	71
92 Iona*	96
98 Rider*	88
84 at Canisius*	75
90 at Niagara*	69
89 at Manhattan*	80
100 Loyola (Md.)*	67
91 Marist*	81
94 at Iona*	89
95 at Saint Peter's*	72
88 Fairfield*	84
67 at Marist*	70
82 Canisius%	71
90 Niagara%	88
80 Iona%	84
66 UMass!	65
103 at Penn State!	105

#Preseason NIT (Pepsi Arena - Albany, N.Y.)
 *MAAC Game
 &ECAC Holiday Festival (Madison Square Garden - New York, N.Y.)
 ^MAAC Tripleheader, Madison Square Garden
 %MAAC Tournament (Pepsi Arena – Albany, N.Y.)
 !Postseason NIT

2000-01 (20-11, 11-5, TIE 1ST)

Siena	Opp.
11/21 67 Radford (OT)	59
11/24 91 vs. Texas Christian^	111
11/25 79 Hawaii-Pacific^	73
11/26 91 vs. Duquesne^	89
12/2 84 Cleveland State	79
12/5 87 at Hartford	82
12/7 89 Saint Peter's*	68
12/10 58 at Marist*	62
12/13 85 at St. Bonaventure	99
12/23 107 Fordham	91
12/28 77 at Rhode Island	81
1/2 67 at Dayton	87
1/4 82 Loyola (Md.)*	59
1/7 83 at Niagara*	104
1/10 77 at Canisius*	95
1/13 76 Rice	52
1/15 100 Iona*	71
1/19 80 at Saint Peter's*	77
1/21 89 Canisius*	82
1/25 72 Manhattan*	82
1/28 71 Fairfield*	53
2/1 94 at Rider*	54
2/4 51 at Manhattan*	56
2/8 65 at Loyola (Md.)*	56
2/11 69 Rider* (OT)	62
2/16 65 at Fairfield*	46
2/18 81 at Iona*	79
2/21 63 Marist*	54
2/24 65 Niagara*	69
3/3 79 vs Manhattan%	76
3/4 64 vs Canisius%	76

^Hawaii-Pacific Thanksgiving Classic
 *MAAC Game
 %MAAC Tournament (HSBC Arena – Buffalo, N.Y.)

YEAR-BY-YEAR RESULTS

2001-02 (17-19, 9-9, TIE 6TH)

MAAC Tournament Champions NCAA Tournament, 1st Round

Siena	Opp.	Score
11/16	54	at Providence
11/19	62	vs Austin Peay\$
11/20	64	vs Oklahoma State\$
11/21	91	vs Northwestern St.\$ (2OT)
11/24	69	at Fordham
11/27	60	UAlbany
12/1	66	at Cleveland State
12/4	61	Toledo
12/6	69	at Marist*
12/8	77	Niagara*
12/11	68	Hartford
12/20	74	St. Bonaventure
12/29	60	at Rice
12/31	59	at Xavier
1/3	79	at Iona* (OT)
1/5	64	Rider*
1/10	82	at Loyola (Md.)* (3OT)
1/13	73	Saint Peter's*
1/17	64	Manhattan*
1/19	68	at Canisius*
1/21	79	Iona*
1/26	73	at Niagara*
1/28	63	Canisius*
2/5	70	at Manhattan* (OT)
2/7	68	Loyola (Md.)*
2/10	72	at Fairfield*
2/14	73	at Saint Peter's*
2/16	57	Fairfield*
2/20	56	at Rider*
2/23	57	Marist*
3/1	77	Saint Peter's^
3/2	82	Marist^
3/3	83	Fairfield^
3/4	92	Niagara^
3/12	81	vs. Alcorn State%
3/15	70	vs. #1 Maryland#

\$Las Vegas Tourney (Las Vegas, Nev.)

*MAAC Game

^MAAC Tournament Game (Pepsi Arena – Albany, N.Y.)

%NCAA Tournament (Opening Round – East Regional, Dayton, Ohio)

#NCAA Tournament (#16 seed – East Regional, Washington, D.C.)

2002-03 (21-11, 12-6, TIE 3RD)

NIT, 2nd Round

Siena	Opp.	Score
11/22	79	UAlbany
11/27	78	at Fordham
11/30	68	Northern Iowa
12/3	55	at Toledo
12/7	71	Canisius*
12/9	81	at Saint Peter's*
12/21	78	Delaware
12/23	88	#20 Xavier
12/29	79	vs. Loyola Marymount#
12/30	71	at Montana State#
1/4	89	Providence
1/7	66	at Manhattan*
1/10	65	Iona*
1/14	78	at Niagara*
1/16	77	at Canisius*
1/20	71	Fairfield*
1/23	81	Loyola (Md.)*
1/26	81	at Marist*
1/30	74	at Fairfield*
2/1	74	Marist*
2/3	77	Rider*
2/9	64	at Iona*
2/11	75	at Loyola (Md.)*
2/18	84	Niagara*
2/23	72	at Rider*
2/27	72	Manhattan*
3/1	100	Saint Peter's*
3/8	70	vs. Marist%
3/9	63	vs. Fairfield%
3/18	74	Villanova^
3/23	68	Western Michigan^
3/25	71	Alabama-Birmingham^

*MAAC Game

#Holiday Stores Big R Classic (Bozeman, Mont.)

%MAAC Tournament (Sovereign Bank Arena - Trenton, N.J.)

^NIT (Pepsi Arena – Albany, N.Y.)



2003-04 (14-16, 9-9, 6TH)

Siena

11/21	71	UAlbany
11/25	77	Fordham
11/29	78	at Duquesne
12/2	76	Monmouth
12/4	65	at Marist*
12/6	81	Niagara*
12/10	71	Toledo
12/20	61	at Syracuse
12/23	59	at Delaware
12/28	66	at Providence
12/30	70	at Northern Iowa
1/3	50	Manhattan*
1/6	67	Saint Peter's*
1/13	81	at Loyola (Md.)*
1/15	71	at Rider*
1/19	74	Iona*
1/23	58	at Niagara*
1/25	63	at Canisius*
1/29	71	Rider*
1/31	80	at Fairfield*
2/3	59	at Saint Peter's*
2/7	61	at Iona*
2/12	77	Loyola (Md.)*
2/15	62	at Manhattan*
2/21	71	Marist*
2/26	78	Canisius*
2/28	60	Fairfield*
3/5	73	Marist^
3/6	66	Fairfield^
3/7	74	Niagara^

*MAAC Game

^MAAC Tournament (Pepsi Arena – Albany, N.Y.)

2004-05 (16-24, 4-14, 10TH)

Siena

11/17	67	vs. Oregon State#
11/18	72	vs. Pepperdine#
11/19	73	vs. New Orleans#
11/23	65	UAlbany
11/27	56	#4 Syracuse
12/5	58	at Winthrop
12/9	70	at Manhattan*
12/11	59	Iona*
12/14	79	at Youngstown State (4OT)
12/23	59	at Fordham
12/28	52	Vermont
1/2	60	at Monmouth
1/7	66	at Marist*
1/12	66	Fairfield*
1/15	62	Penn
1/17	80	Canisius* (OT)
1/22	58	at Fairfield*
1/24	59	at Saint Peter's*
1/27	59	Niagara*
1/29	47	at Rider*
2/1	68	Manhattan*
2/5	57	at Canisius*
2/7	66	at Niagara*
2/10	65	Loyola (Md.)*
2/15	76	Saint Peter's*
2/18	55	Marist*
2/20	78	Rider*
2/24	67	at Loyola (Md.)*
2/26	72	at Iona*
3/4	51	vs Iona^

#BCA Classic (Raleigh, N.C.)

*MAAC Game

^MAAC Tournament (HSBC Arena - Buffalo, N.Y.)

2005-06 (15-13, 10-8, 4TH)

Opp.

11/21	77	at Penn
11/25	77	at Syracuse
11/28	64	Fordham
12/1	68	Holy Cross
12/3	82	UAlbany (OT)
12/9	76	at Niagara*
12/11	50	at Canisius*
12/23	69	at Massachusetts
12/28	75	Youngstown State
1/2	76	at Vermont
1/5	79	at Fairfield*
1/7	85	Rider*
1/13	77	Marist*
1/15	74	at Manhattan*
1/19	77	Saint Peter's*
1/22	76	Canisius*
1/24	78	Iona*
1/28	75	at Marist*
1/30	58	Manhattan*
2/2	89	at Loyola (Md.)*
2/4	63	at Saint Peter's*
2/7	58	Fairfield*
2/12	92	at Rider*
2/14	85	Loyola (Md.)*
2/18	62	at Hofstra!
2/23	82	at Iona*
2/25	98	Niagara* (OT)
3/4	62	Saint Peter's^

*MAAC Game

!Bracketbusters Game

^MAAC Tournament (Pepsi Arena - Albany, N.Y.)

2006-07 (20-12, 12-6, T3RD)

Siena

11/11	72	at Stanford
11/18	57	at Holy Cross
11/22	83	at Dartmouth
11/27	64	at NJIT
11/29	80	Hofstra
12/2	76	UAlbany (OT)
12/6	81	Niagara*
12/9	87	Rider*
12/23	64	at Buffalo
12/28	81	Tennessee State
12/31	75	at Maryland
1/3	78	at Canisius*
1/5	92	at Niagara*
1/9	87	Loyola (Md.)* (OT)
1/11	70	Canisius*
1/15	75	Marist* (OT)
1/19	67	Fairfield*
1/21	80	at Manhattan*
1/23	87	NJIT
1/27	78	at Rider*
1/29	71	at Loyola (Md.)*
2/1	61	Iona*
2/4	66	Saint Peter's*
2/9	71	at Iona*
2/11	82	at Saint Peter's*
2/14	69	at Fairfield*
2/17	77	James Madison!
2/22	78	Manhattan*
2/24	88	at Marist* (OT)
3/3	75	vs Manhattan^
3/4	86	vs Marist^
3/5	79	vs Niagara^

*MAAC Game

!Bracketbusters Game

^MAAC Tournament Game (Arena at Harbor Yard – Bridgeport, Conn.)

YEAR-BY-YEAR RESULTS

2007-08 (23-11, 13-5, T1ST)

MAAC Regular-Season Co-Champions
MAAC Tournament Champions
NCAA Tournament, Second Round

Siena	Opp.
11/9	88 at James Madison
11/12	89 at Syracuse#
11/13	88 vs Fairleigh Dickinson#
11/17	79 #20 Stanford
11/25	77 at Cornell
12/1	75 UAlbany
12/7	74 at Fairfield*
12/9	81 Iona*
12/22	84 Holy Cross (OT) 77
12/28	68 St. Joseph's
12/31	89 Dartmouth
1/3	58 at #2 Memphis
1/6	79 Saint Peter's*
1/8	52 Fairfield*
1/11	94 at Niagara*
1/13	72 at Canisius*
1/17	69 Manhattan
1/21	77 Canisius*
1/24	56 at Loyola (Md.)*
1/27	64 at Iona*
2/2	75 Rider*
2/4	76 Marist*
2/8	97 at Marist* (OT) 88
2/10	80 at Rider*
2/16	77 Loyola (Md.)* (OT) 83
2/18	72 at Manhattan*
2/23	93 at Boise State!
2/29	94 Niagara*
3/2	77 at Saint Peter's*
3/8	66 Manhattan^
3/9	65 Loyola (Md.)^
3/10	74 Rider^
3/21	83 #4 Vanderbilt&
3/23	72 #12 Villanova&

#Preseason NIT (Syracuse, N.Y.)
 *MAAC Game
 !Bracketbusters Game
 ^MAAC Tournament (Times Union Center – Albany, N.Y.)
 &NCAA Tournament (#13 Seed – Midwest Regional, Tampa, Fla.)

2008-09 (27-8, 16-2, 1ST)

MAAC Regular-Season Champions
MAAC Tournament Champions
NCAA Tournament, Second Round

Siena	Opp.
11/17	82 Boise State
11/22	74 Cornell
11/27	64 vs #12 Tennessee#
11/28	70 vs Wichita State#
11/30	68 vs Oklahoma State#
12/3	75 at Loyola (Md.)*
12/6	71 UAlbany
12/9	77 Marist*
12/17	66 at #3 Pittsburgh
12/23	71 Buffalo
12/28	75 at Saint Joseph's
12/30	83 at Holy Cross
1/1	87 Fairfield*
1/4	65 Saint Peter's*
1/6	84 at Kansas
1/9	91 Rider*
1/11	68 at Manhattan*
1/15	91 at Marist* (OT) 85
1/17	78 at Fairfield*
1/24	82 Niagara*
1/26	69 Iona*

1/29	91 Canisius*
2/2	74 at Saint Peter's*
2/7	88 at Rider*
2/9	73 Loyola (Md.)*
2/12	93 Manhattan*
2/16	75 at Iona*
2/21	81 Northern Iowa!
2/27	85 at Niagara*
3/1	78 at Canisius*
3/7	77 Canisius^
3/8	80 Fairfield^
3/9	77 Niagara^
3/20	74 vs #8 Ohio State& (2OT) 72
3/22	72 vs #1 Louisville&

#Old Spice Classic (Lake Buena Vista, Fla.)
 *MAAC Game
 !Bracketbusters Game
 ^MAAC Tournament (Times Union Center – Albany, N.Y.)
 &NCAA Tournament (#9 Seed – Midwest Regional, Dayton, Ohio)

2009-10 (27-7, 17-1, 1ST)

MAAC Regular-Season Champions
MAAC Tournament Champions
NCAA Tournament, First Round

Siena	Opp.
11/13	85 at Tennessee State
11/17	59 Northeastern
11/21	69 at Temple#
11/24	90 Delaware#
11/27	68 vs. St. John's#
11/28	99 vs. Brown#
12/2	61 at Georgia Tech
12/5	83 UAlbany
12/7	73 at Iona*
12/12	65 at Northern Iowa
12/23	84 Rider*
12/29	92 Saint Joseph's
12/31	64 Saint Peter's*
1/2	79 Mount St. Mary's (OT) 76
1/4	76 at Loyola (Md.)*
1/9	83 Niagara*
1/11	82 Canisius*
1/16	81 at Fairfield*
1/18	83 Manhattan*
1/21	67 Loyola (Md.)*
1/24	66 at Manhattan*
1/28	66 at Saint Peter's*
1/30	79 at Marist*
2/5	88 Iona*
2/8	69 Fairfield*
2/12	74 at Niagara*
2/14	74 at Canisius*
2/20	53 at #18 Butler!
2/26	80 at Rider*
2/28	76 Marist*
3/6	78 Manhattan^
3/7	72 Rider^
3/8	72 Fairfield^ (OT) 65
3/19	64 #4 Purdue&

#Philly Hoop Group Classic (Philadelphia, Pa.)
 *MAAC Game
 !Bracketbusters Game
 ^MAAC Tournament (Times Union Center – Albany, N.Y.)
 &NCAA Tournament (#13 Seed – South Regional, Spokane, Wash.)



2010-11 (13-18, 8-10, 7TH)

Siena	Opp.
11/13	76 Vermont
11/15	69 at Minnesota
11/20	84 at Northeastern
11/23	57 Butler
11/26	73 at Rider*
11/28	77 at Princeton (OT) 86
12/4	82 UAlbany (OT) 88
12/10	55 Fairfield*
12/13	72 Florida Atlantic
12/22	62 Georgia Tech
12/28	79 at St. Bonaventure
12/31	48 at Saint Joseph's
1/3	73 Iona*
1/7	61 at Canisius*
1/9	55 at Niagara*
1/14	66 at Marist*
1/17	73 Canisius*
1/21	69 at Saint Peter's*
1/24	60 Rider*
1/28	76 at Loyola (Md.)*
1/30	61 Niagara*
2/4	64 Manhattan*
2/7	69 Loyola (Md.)*
2/11	65 at Iona*
2/13	81 at Manhattan*
2/16	57 Saint Peter's*
2/19	71 Maine!
2/25	55 at Fairfield*
2/27	81 Marist*
3/4	68 vs. Manhattan^ (OT) 66
3/5	64 vs. Iona^

*MAAC Game
 !Bracketbusters Game
 ^MAAC Tournament (Arena at Harbor Yard – Bridgeport, Conn.)

2011-12 (14-17, 8-10, 6TH)

Siena	Opp.
11/16	65 Navy
11/19	65 at Mount St. Mary's
11/21	58 St. Bonaventure
11/23	44 at Georgia Tech
11/26	62 at Vermont
12/1	44 at Saint Peter's*
12/3	59 Loyola*
12/5	64 UAlbany
12/9	78 at Massachusetts
12/12	59 Fordham
12/22	63 Princeton
12/28	67 at Florida Atlantic
1/3	59 Iona*
1/6	73 Fairfield*
1/8	72 Niagara*
1/12	83 Rider*
1/14	53 at Manhattan
1/19	55 at Loyola*
1/23	65 Iona*
1/27	66 Marist
1/29	72 at Rider*
2/3	58 St Peter's*
2/5	56 Fairfield*
2/9	56 Niagara*
2/11	60 Canisius*
2/14	70 Manhattan*
2/18	69 at Hofstra!
2/23	52 at Marist*
2/26	86 Canisius*
3/3	84 vs. Manhattan^ (OT) 82
3/4	60 vs. Loyola^


*MAAC Game
 !Bracketbusters Game
 ^MAAC Tournament (MassMutual Center – Springfield, Mass.)

2012-13 (8-24, 4-14, 9TH)

Siena	Opp.
11/9	53 Vermont
11/11	54 at Navy (OT) 49
11/16	64 vs. Cal State Northridge% 68
11/17	56 vs. Northern Kentucky% 52
11/18	60 at San Diego% 77
11/25	66 at Maine
11/28	63 Massachusetts
12/1	56 UAlbany
12/4	43 at St. Bonaventure
12/7	56 Rider*
12/9	55 at Manhattan*
12/23	75 at Fordham
12/29	52 La Salle
1/4	62 Iona*
1/6	53 at Rider*
1/11	57 Canisius*
1/13	66 Saint Peter's*
1/17	64 at Niagara*
1/19	44 at Canisius*
1/25	69 Niagara*
1/27	79 at Marist*
2/1	66 Manhattan*
2/4	54 Fairfield*
2/8	51 at Loyola*
2/10	62 at Saint Peter's*
2/14	52 at Fairfield*
2/16	57 Loyola*
2/24	65 Radford! (OT) 57
3/1	74 Marist*
3/3	61 at Iona*
3/8	70 vs. Marist^
3/9	62 vs. Niagara^

*MAAC Game
 %NUCDF Basketball Challenge (San Diego, Calif.)
 !Bracketbusters Game
 ^MAAC Tournament (MassMutual Center – Springfield, Mass.)

YEAR-BY-YEAR RESULTS



2013-14 (20-18, 11-9, 5TH)

College Basketball Invitational Champions

Siena	Opp.
11/8 62	UAlbany 74
11/12 66	at Vermont 77
11/16 74	at La Salle 78
11/19 72	St. Bonaventure 70
11/22 71	at Cornell 70
11/24 73	at Purdue 81
11/28 60	vs. Memphis 87
11/29 66	vs. Saint Joseph's 78
12/1 63	vs. Purdue 68
12/6 84	at Niagara* 71
12/8 78	at Canisius* 93
12/23 67	Hofstra 59
12/30 79	Fordham 69
1/2 59	at Monmouth* 63
1/4 62	Rider* 47
1/10 67	Marist* 58
1/12 78	Iona* 87
1/16 68	at Manhattan* 90
1/19 74	at Iona* 88
1/23 64	Saint Peter's* 47
1/26 64	at Fairfield* 56
1/30 66	Niagara* 62
2/1 95	Quinnipiac* (OT) 103
2/7 53	at Saint Peter's* 66
2/10 77	Fairfield* 75
2/14 64	at Marist* 65
2/16 88	Canisius* (3OT) 92
2/21 67	Manhattan* 63
2/23 69	at Rider* 60
2/27 72	at Quinnipiac* 70
3/2 70	Monmouth* 54
3/8 65	vs. Canisius^ 71
3/18 66	Stony Brook% 55
3/24 54	Penn State% 52
3/26 61	Illinois State% 49
3/31 61	at Fresno State% 57
4/2 75	Fresno State% 89
4/5 81	Fresno State% 68

*MAAC Game

^MAAC Tournament (MassMutual Center – Springfield, Mass.)

%College Basketball Invitational

2014-15 (11-20, 7-13 T-8TH)

Siena	Opp.
11/14 87	at Massachusetts 95
11/17 76	Vermont 84
11/19 73	at St. Bonaventure 70
11/29 81	at Loyola (Md.) 71
12/1 67	at Fordham 69
12/5 88	Quinnipiac* 67
12/7 68	at Rider* 80
12/13 68	UAlbany 77
12/19 66	at Radford 76
12/23 57	Cornell 75
12/28 73	Bucknell 71
1/2 68	at Fairfield* 67
1/4 72	Iona* 86
1/8 79	Niagara* 69
1/11 67	Fairfield* 79
1/16 49	at Canisius* 83
1/18 74	at Niagara* 70
1/23 69	Marist* 60
1/25 55	Saint Peter's* 69
1/30 79	at Manhattan* 87
2/2 79	Rider* 72
2/6 83	at Iona* 87
2/9 57	at Saint Peter's* 65
2/12 66	at Marist* 64
2/14 64	Monmouth* 83
2/19 63	Canisius* 69
2/21 74	Manhattan* 80
2/27 63	at Quinnipiac* 73
3/1 57	at Monmouth* 63
3/5 71	Niagara% 54
3/7 71	Iona% 74

*MAAC game

%MAAC Tournament (Times Union Center – Albany, N.Y.)

2015-16 (21-13, 13-7, 3RD)

College Basketball Invitational

Siena	Opp.
11/13 74	at #5 Duke# 92
11/15 65	at #17 Wisconsin# 92
11/20 76	vs. Radford# 62
11/21 78	at Bryant# 59
11/24 83	Bucknell (OT) 81
11/28 90	Loyola (Md.) (OT) 82
12/1 80	at Cornell 81
12/4 89	Manhattan* 54
12/6 68	at Saint Peter's* 72
12/9 81	Hofstra 68
12/12 78	UAlbany 70
12/22 73	St. Bonaventure 70
12/29 64	at Vermont 73
1/2 75	Niagara* 63
1/4 87	at Manhattan* (3OT) 92
1/7 91	Fairfield* 76
1/15 64	at Quinnipiac* 52
1/18 69	at Monmouth* 85
1/21 63	Rider* 52
1/24 99	at Canisius* 78
1/26 82	at Niagara* 70
1/30 77	Marist* 66
2/1 87	Monmouth* 93
2/5 69	Saint Peter's* 52
2/7 73	at Marist* 79
2/11 90	Canisius* 67
2/13 81	at Iona* 78
2/19 84	at Rider* 64
2/22 81	Iona* 87
2/24 69	at Fairfield* 76
2/28 80	Quinnipiac* 65
3/5 89	Manhattan% 76
3/6 70	Iona% 81
3/15 80	Morehead State^ 84

#2K Classic Benefiting Wounded Warrior Project

*MAAC Game

%MAAC Tournament (Times Union Center – Albany, N.Y.)

^College Basketball Invitational

2016-17 (17-17, 12-8, T-3RD)

Siena	Opp.
11/13 89	Cornell 78
11/15 85	at George Washington# 77
11/18 65	at #7 Kansas# 86
11/20 80	at UNC Asheville# 92
11/23 66	Arkansas-Pine Bluff# 43
11/27 72	at UAlbany 81
11/30 74	at St. Bonaventure 81
12/3 80	Fairfield* 73
12/5 69	at Rider* 71
12/9 69	at Florida Gulf Coast 73
12/17 71	Bucknell^ 68
12/22 64	at Hofstra 84
12/29 60	Vermont 76
1/2 79	at Canisius* 82
1/4 66	at Niagara* 71
1/7 56	Saint Peter's* 54
1/12 81	Quinnipiac* 74
1/15 63	at Fairfield* 54
1/17 78	Rider* 68
1/19 65	at Saint Peter's* 77
1/22 81	at Manhattan* 68
1/27 66	Iona* 77
1/30 84	at Quinnipiac* 75
2/4 73	Canisius* 80
2/7 81	at Iona* 79
2/11 84	at Marist* 77
2/13 82	Monmouth* 102
2/16 94	Manhattan* 71
2/18 76	Niagara* 70
2/24 73	at Monmouth* 77
2/26 80	Marist* 64
3/4 78	Fairfield% 66
3/5 89	Monmouth% 85
3/6 86	Iona% (OT) 87

#CBE Hall of Fame Classic

*MAAC Game

^Home game played at Glens Falls Civic Center (Glens Falls, NY)

%MAAC Tournament (Times Union Center – Albany, N.Y.)

