

November (2-4)

6	at RV/RV Providence^%	L, 77-67
8	at George Washington^+	W, 69-61
16	vs. Norfolk State^\$#	W, 61-58
18	vs. Holy Cross^\$#	L, 57-45
21	LEHIGH	L, 80-69
24	COLGATE	L, 84-79
28	at Hofstra	7 PM

December (0-0)

1	HARVARD&	3 PM
5	at St. Bonaventure>+	7 PM
8	at Robert Morris	4 PM
17	COLLEGE OF CHARLESTON	7 PM
22	at Holy Cross	12 PM
29	CAL POLY	2 PM

January (0-0)

3	at Saint Peter's*	4 PM
5	CANISIUS*	7 PM
11	at Marist*!	7 PM
14	MONMOUTH*	7 PM
17	NIAGARA*	7 PM
24	at Fairfield*+	7 PM
26	MANHATTAN*	7 PM
31	at Monmouth*#	7 PM

February (0-0)

2	at Iona*#	1 PM
4	FAIRFIELD*	7 PM
8	at Manhattan*	7 PM
10	at Rider*+	2 PM
13	IONA*	7 PM
17	QUINNIPIAC*	2 PM
19	SAINT PETER'S*	7 PM
24	MARIST*	2 PM

March (0-0)

1	at Canisius*	7 PM
3	at Niagara*	2 PM
7	MAAC FIRST ROUND	TBA
8	MAAC QUARTERFINALS	TBA
9	MAAC QUARTERFINALS	TBA
10	MAAC SEMIFINALS	TBA
11	MAAC CHAMPIONSHIP	9 PM

All times are Eastern Standard Time

Home Games in **BOLD CAPS**

*MAAC Game

^Air Force Reserve Basketball Hall of Fame

Tip-Off Presented by Citi

\$Mohegan Sun Arena (Uncasville, CT)

&Doubleheader with Siena women

>Franciscan Cup

%FSN

+ESPN+

#ESPN3

!ESPNU



GAME #7



Siena (2-4) at Hofstra (3-3)

Wednesday, November 28, 2018 - 7 PM

Mack Sports and Exhibition Complex (4,645) - Hempstead, NY

TV: NONE

RADIO:



ONLINE:



A.J. Kanell
Mike Demos

Online Audio
SienaAllAccess.com

Siena College Athletic Communications

Marcelle Athletic Complex

515 Loudon Road - Loudonville, NY 12211-1462

Ph: 518-783-2377 - Fax 518-783-2992 - SienaSaints.com

Assistant Athletic Director for Communications: Mike Demos

Press/Cell Phone: 336-675-7374

E-mail: mdemos@siena.edu

Previous Starters

# - POS	NAME/CL/HT/WT/HOMETOWN	PPG	RPG	APG	MPG
23 - F	Sloan Seymour (Fr., 6-9/205, Albany, NY)	9.7	0.7	0.3	24.8
32 - F	Evan Fisher (Sr., 6-9/246, Pasadena, MD)	13.5	5.7	1.9	29.3
34 - F	Kevin Degnan (R-Sr., 6-9/220, Pearl River, NY)	8.7	4.8	0.5	27.7
3 - G/F	Manny Camper (So., 6-6/208, Chestertown, MD)	6.3	5.2	1.0	23.0
22 - G	Jalen Pickett (Fr., 6-4/190, Rochester, NY)	15.3	4.0	6.0	35.8

2018-19 Stats

Reserves (Listed Numerically)

# - POS	NAME/CL/HT/WT/HOMETOWN	PPG	RPG	APG	MPG
0 - G	Don Carey (So., 6-5/187, Upper Marlboro, MD)	N/A	N/A	N/A	N/A
1 - G	Braedon Bayer (Gr., 6-4/186, Lagrangeville, NY)	0.8	0.0	0.0	5.0
2 - G	Paulo Morastoni (Sr., 6-3/200, Blumenau, Brazil)	N/A	N/A	N/A	N/A
5 - G	Kadeem Smithen (R-Sr., 6-3/165, Ajax, ON)	3.0	1.2	0.3	13.0
11 - F	Thomas Huerter, Jr. (Jr., 6-7/218, Clifton Park, NY)	0.0	1.7	1.0	13.7
13 - G	Ben Diamond (Jr., 5-10/150, Loudonville, NY)	N/A	N/A	N/A	N/A
14 - G	Khalil Richard (Jr., 6-0/179, Baltimore, MD)	N/A	N/A	N/A	N/A
15 - G	Robert Mahala (Fr., 6-4/166, Jackson, NJ)	N/A	N/A	N/A	N/A
24 - G	Jimmy Ratliff (R-Fr., 6-8/181, Middletown, OH)	2.3	1.7	0.5	14.0
33 - G	Georges Darwiche (Fr., 6-1/183, Bucharest, Romania)	0.3	1.3	1.1	6.0
35 - F	Sammy Friday IV (Jr., 6-9/239, Jersey City, NJ)	5.5	2.7	0.3	12.3
42 - F	Denzel Tchougang (So., 6-10/211, Geneva, Switzerland)	N/A	N/A	N/A	N/A

Italics = Will not dress

Carey will sit out season due to NCAA transfer regulations



@SienaSaints
@SienaMBB



SienaSaints
SienaBasketball



@SienaSaints
@SienaMBB



thesienasaints



The Series With Hofstra Ninth Meeting: Hofstra leads, 5-3



Away - 0-4
Division I - 3-5
Last Meeting - Siena 85, Hofstra 76
Nov. 25, 2017 - Albany, NY



Of Note

The programs are meeting for the eighth time in the past 13 seasons
Siena has won three of the past four matchups after Hofstra had won the first four
The home team has won eight of the nine games in the series
The Pride have won all four meetings on Long Island by an average of 13.0 points
Jamion Christian is 0-0 vs. Hofstra
Joe Mihalich is 19-22 vs. Siena (1-3 at Hofstra)

Last Meeting

Siena shot 59% both from the field and the three-point line to record the program's milestone 1,100th all-time win
Hofstra shot just 37% from the field including only 9-34 (27%) from distance
The Saints never trailed and led by as many as 12 points
Five Siena players scored in double figures as part of a balanced attack
Justin Wright-Foreman led the Pride with 25 points

Siena vs. the Colonial Athletic Association

Siena is 22-29 (.431) against the 10 schools which currently comprise the CAA
The Saints have played every current CAA school with the exception of Elon
26 of Siena's 51 games vs. current CAA opponents have come against former North Atlantic Conference foe Northeastern (11-15)
Siena will host College of Charleston Dec. 18



The Series With Hofstra

Feb. 24, 1977	at Hofstra 96, Siena 88
Feb. 18, 2006	at Hofstra 76, Siena 62
Nov. 29, 2006	Hofstra 84, at Siena 80
Feb. 18, 2012	at Hofstra 81, Siena 69
Dec. 23, 2013	at Siena 67, Hofstra 59
Dec. 9, 2015	at Siena 81, Hofstra 68
Dec. 22, 2016	at Hofstra 84, Siena 64
Nov. 25, 2017	at Siena 85, Hofstra 76

	Tale of the Tape	
2-4	Record	3-3
0-0	Conf.	0-0
245	NET	142
65.0	Points	76.5
69.5	Opp Points	71.5
.435	FG%	.444
.489	OPP FG%	.463
.320	3FG%	.328
.632	FT%	.800*
29.7	Rebounds	33.5
12.5	Assists	12.5
9.0*	Turnovers	11.8
2.0	Blocks	2.5
6.2	Steals	6.5

*Leads Conference
(Through Monday)

Jamion Christian

Mount St. Mary's '04

Seventh Season as a Head Coach
103-99 (.510)

First Season at Siena
2-4 (.333)



Was introduced as the 17th head coach in Siena Basketball history on May 2

36-year-old piloted Mount St. Mary's to 101 wins and a 67-39 (.632) record in the Northeast Conference in six seasons leading his alma mater

Guided the Mount to a pair of NEC Tournament Championships and NCAA Tournament appearances in 2014 and 2017, highlighted by a First Four victory over New Orleans in 2017

Tabbed both the 2016-17 Jim Phelan Coach of the Year - named after his legendary predecessor whom he played for at the Mount - and CollegeInsider.com's Ben Jobe National Coach of the Year, presented annually to the top Division I minority coach

The Mount achieved a stellar 60-19 (.759) overall home record at Knott Arena during his tenure, and was the only NEC program to post a winning conference record in each of Christian's six seasons in Emmitsburg

Previously served as an assistant coach at VCU (2011-12), William & Mary (2008-11), and Division III Emory & Henry (2004-06), and as director of basketball operations at Bucknell (2006-08)

Three-time team captain at Mount St. Mary's under Phelan and Milan Brown amassed 581 points in 90 career games, including 56 starts

Quinton, Virginia native was married to his wife, Allie, who played softball at Mount St. Mary's, just three days after his hiring at Siena, and is the proud father of a six-year-old son, Jacoy

Year-by-Year With Coach Christian

YEAR	SCHOOL	OVR	CONF
2012-13	Mount St. Mary's	18-14	11-7
2013-14	Mount St. Mary's	16-17	9-7
2014-15	Mount St. Mary's	15-15	11-7
2015-16	Mount St. Mary's	14-19	10-8
2016-17	Mount St. Mary's	20-16	14-4
2017-18	Mount St. Mary's	18-14	12-6
TOTALS	SIX SEASONS	101-95	67-39
2018-19	Siena	2-4	0-0
TOTALS	ONE SEASON	2-4	0-0
OVERALL	SEVEN SEASONS	103-99	67-39

!NEC Tournament Champions/NCAA Tournament
\$NEC Regular Season Champions





QUICK HITS



Siena returns to the road tonight to conclude the month of November

Tonight marks the Saints' seventh game of the season, five of which have been played away from home

Freshman guard **Jalen Pickett** was named the MAAC Rookie of the Week Monday

Pickett averaged 23.0 points, 8.0 assists, 5.0 steals, and 1.5 blocks spanning a pair of games last week vs. Patriot League contenders Lehigh and Colgate, while also shooting 54% from the field and posting a 4.0-to-1 assist-to-turnover ratio

Pickett registered seven steals vs. Colgate Saturday, the most by a Siena player since **Clarence Jackson** also swiped seven on Jan. 4, 2010 at Loyola (MD)

Pickett leads the MAAC in both steals (2.5 - 22nd nationally) and assist-to-turnover ratio (3.00)

He also ranks third in the MAAC in assists (6.0 - 28th nationally), tied for third in threes (16), fourth in blocks (1.2), and ninth in scoring (15.3)

Siena enters play leading the nation in fewest fouls committed per game (12.7)

The Saints ranked 304th nationally in fouls last season, averaging 20.0 per game

Siena is allowing just 11.2 free throw attempts per game

The Saints and Holy Cross combined to go 0-3 from the free throw line on Nov. 18

Per stats.com, it was the first game in which neither team made a free throw dating back to at least the start of 1996-97

Robert Morris (2) and Central Connecticut (0) combined to attempt just two free throws on Feb. 14, 2015

It marked the first time in 18 years that Siena failed to make a free throw in a game

The Saints also rank in the top-10 nationally in fewest turnovers per game, averaging just 9.0 which is seventh best

Siena ranked 325th out of 351 Division I teams last season, averaging 15.1 turnovers per contest

The Saints have committed less than 10 turnovers in four of their first six games, and no more than 13 in any game this season

Siena also leads the MAAC and ranks 42nd nationally in assist-to-turnover ratio at 1.39

The Saints were 12th worst nationally in assist-to-turnover ratio last season (0.73)

Siena ranks third in the MAAC averaging 9.0 made threes per game

The Saints averaged just 6.9 threes per game last season

Siena made 10 or more threes in each of their first three games to open the season

It marked the first time that the Saints made 10 or more threes in three consecutive games since accomplishing the feat in four straight contests from Jan. 15-25, 2001 vs. Iona (14), at Saint Peter's (10), vs. Canisius (14), and vs. Manhattan (11)

Siena averaged 12.0 threes while shooting 39.1% (36-92) from distance over their first three games

However, the Saints are averaging just 6.0 threes while shooting only 23.4% (18-77) over the past three games

Siena's roster ranks sixth nationally with an average height of nearly 6-5, according to kenpom.com

The Saints have started the same lineup in all six games so far this season, which features an average height of over 6-7

Siena snapped an 11-game road losing streak with their victory over A-10 foe George Washington on Nov. 8 in the nation's capital

The victory was the Saints' first on the road since Dec. 17 of last season at Bryant

The Saints are looking to improve upon last year's 8-24 overall record in which they finished tied for 10th in the MAAC at 4-14

Siena played the 36th toughest non-conference schedule nationally

The Saints played six games vs. teams ranked in the top-100 of the final RPI report

Fourteen of Siena's 32 games were decided by five points or fewer (5-9), including eight by one possession (4-4)

The Saints lost three games by one point

Siena set a program record with five overtime contests, including a pair of triple overtime affairs

The Saints used 19 different starting lineup combinations

Twelve of the 15 players who saw game action each made at least one start, although no player started every game

Siena enters the 2018-19 season without its top-six scorers from a year ago

Three of the Saints' top-six scorers transferred, two more left the program, and rising junior guard **Khalil Richard** suffered a season-ending significant tear of the quadriceps tendon in his right knee during a preseason scrimmage at UMass Oct. 20

Richard was the team's top returning scorer after averaging 9.2 points last season

Siena returns just 28% of its total points, 30% of its assists, 35% of its minutes, and 38% of its rebounding

Fisher is the Saints' top returnee after averaging 7.8 points and 4.9 rebounds in a team-high 28 starts

Siena welcomes eight newcomers to its 17-man roster

Syracuse transfer **Braedon Bayer** becomes the first graduate transfer in program history

Don Carey (Mount St. Mary's), **Jimmy Ratliff** (North Alabama), and **Denzel Tchougang** (Cypress College) all join the program as transfers, with Ratliff and Tchougang both eligible to play immediately

The newcomers are highlighted by four true freshmen including **Sloan Seymour**, who's father, Steve, was an assistant coach at Siena from 2001-04, and was previously the head coach at Drexel (1999-01)

The Saints were projected to finish 11th (last) according to the MAAC Preseason Coaches' Poll

Siena's coaching staff is the seventh youngest in Division I, with an average age of 35 years, 174 days as of the season opener

Christian and each of his three assistant coaches are all 40 years of age or younger

The 36-year old Christian enters his seventh season as a head coach, after first

entering the head coaching ranks at his alma mater Mount St. Mary's at just 30

Christian was recently named one of 30 up-and-coming coaches to keep an eye on by The Athletic

Christian is the architect of "Mayhem"

The style features a pressure defense predicated on limiting threes and an offense fueled by three-point shooting

Last season Christian's Mount St. Mary's squad led the NEC and ranked 19th nationally in threes (10.1), 34th in turnover margin (+2.7), and 49th in three-point field goal percentage (.379)

Last season Siena ranked 250th in threes (6.9), and 342nd out of 351 teams in turnover margin (-4.2), albeit ranked 89th in three-point field goal percentage (.367)

Last Time Out: Colgate 84, Siena 79 (Nov. 24 - Albany, NY)

Siena shot 53%, but Colgate connected at a 55% clip including 11-23 from three

The Saints shot 73% (27-37) on two-point attempts, but just 5-23 (22%) from three

Siena scored 52 points in the paint, the program's most since tallying 56 vs. Canisius at the Times Union Center on Feb. 4, 2017

Evan Fisher scored a career-high 22 points on 9-12 shooting

Pickett scored 21 points, and added nine assists, seven steals, five rebounds, and a pair of blocks

Youngest Coaching Staffs

Team	Average Age*
1.) Bethune-Cookman	31 years, 19 days
2.) Nicholls State	32 years, 53 days
3.) South Alabama	33 years, 67 days
4.) Princeton	33 years, 68 days
5.) UNC Asheville	33 years, 274 days
6.) Florida Atlantic	34 years, 337 days
7.) SIENA	35 years, 174 days

*Average age at time of team's 2018-19 season-opener (Courtesy: Eric Beovich, Middle Tennessee)



OF NOTE



Siena and the Times Union Center

Siena enters its 29th season of competition at the Times Union Center, and 22nd since making the full-time move to downtown Albany in 1997-98

The Saints have ranked in the top-100 nationally in attendance in each of the past 21 seasons, coinciding with the program's full-time move to the TUC

Siena ranked 94th nationally out of 351 Division I programs in attendance last season, drawing an average of 5,968 fans over 16 home dates at the Times Union Center

The Saints' average attendance last season out-drew power five conference schools such

as Boston College, Oregon State, Pittsburgh, Rutgers, Stanford, USC, and Washington State, and exceeded the overall Division I national

average of 4,807 by more than 1,100 fans

Siena has drawn a grand total of 2,385,123 fans (an average of 6,517) over 366 dates at the Times Union Center

The Saints welcomed their 2-millionth fan on Dec. 23, 2014 against Cornell, and have drawn crowds in excess of 10,000 on 33 occasions

Siena boasts a 240-126 (.656) all-time record at the Times Union Center, including a 225-104 (.684) mark since making the full-time move to the facility in 1997-98

In 2009-10, Siena established a new program record with 133,505 fans (an average of 7,853) for 17 home games, which ranked 66th nationally in tying for its highest national ranking ever (2002-03)

The Saints are scheduled to host the 2018-19 MAAC Basketball Championships at the Times Union Center for the 19th time in 29 seasons, and final time during a five-year agreement from 2015-19

2017-18 Attendance Northeast Rankings*	
Team	Average Attendance
1.) Syracuse	21,462
2.) Villanova	11,828
3.) Providence	9,547
4.) St. John's	9,134
5.) Seton Hall	8,456
6.) UConn	7,829
7.) Penn State	7,197
8.) Temple	6,324
9.) Rhode Island	6,216
10.) SIENA	5,968

*The Northeast is comprised of the nine states Connecticut, Maine, Massachusetts, New Hampshire, New Jersey, New York, Pennsylvania, Rhode Island, and Vermont according to the United States Census Bureau

INDIVIDUAL CAREER TOTALS*

	'18-'19	CAREER
DOUBLE DIGIT SCORING		
Khalil Richard	0	19
Evan Fisher	5	16
Kadeem Smithen	0	6
Jalen Pickett	4	4
Manny Camper	1	2
Sammy Friday IV	1	2
Sloan Seymour	2	2
Kevin Degnan	1	1

30 POINT GAMES

None

Last: Nov. 17, 2017 Nico Clareth at Lehigh

20 POINT GAMES

Evan Fisher	1	3
Jalen Pickett	2	2
Khalil Richard	0	2

10 REBOUND GAMES

Kadeem Smithen	0	2
Sammy Friday IV	0	1

10 ASSIST GAMES

None

Last: Nov. 25, 2017 Roman Penn vs. Hofstra

TRIPLE DOUBLES

None

Last: Dec. 3, 2006 Kojo Mensah vs. UAlbany

DOUBLE DOUBLES

Sammy Friday IV	0	1
-----------------	---	---

FIVE OR MORE THREES IN A GAME

Kevin Degnan	1	1
Sloan Seymour	1	1

*At Siena



Team Leaderboard (Games)

Scoring: Fisher (2), Pickett (2), Seymour (2)

Rebounding: Fisher (3), Camper (2), Friday IV (1)

Assists: Pickett (5), Fisher (1)

Minutes: Pickett (6)

Double-Figures Scoring: Fisher (5), Pickett (4), Seymour (2), Camper (1), Degnan (1), Friday IV (1)

Double-Doubles:

Points: Margin of Victory

1	2	3	4	5	6	7	8	9	10	11	12	13	14	15+
0	0	1	0	0	0	0	1	0	0	0	0	0	0	0

Points: Margin of Defeat

1	2	3	4	5	6	7	8	9	10	11	12	13	14	15+
0	0	0	0	1	0	0	0	0	1	1	1	0	0	0



PLAYER QUICK HITS



Previous Starters

F - #23 Sloan Seymour

Ranks second in the MAAC with 18 threes

Scored team-high 15 points on 5-9 shooting from three-point range in collegiate debut at Providence (Nov. 6)

Local product starred at Shaker for his final three high school seasons, after beginning his five-year varsity career at CBA

Named an Albany Times Union Second Team selection following his senior season

Averaged 19.0 points and 6.8 rebounds for the Blue Bison as a junior

Played his AAU basketball for the New York Rens

Father, Steve, served as an assistant coach at Siena from 2001-04, and was previously the head coach at Drexel (1999-01)

Mother, Doreen (Ferguson) is a 2013 New England Basketball Hall of Fame inductee who starred at Providence where she scored over 1,000 career points and was a 1988 All-BIG EAST Second Team selection

F - #32 Evan Fisher

Ranks fourth in the MAAC in field goal percentage (.515) and tied for sixth in rebounding (5.7)

Air Force Reserve Basketball Hall of Fame Tip-Off presented by Citi All-Tournament Team selection

Scored career-high 22 points on 9-12 shooting Saturday vs. Colgate

Team's top active returner averaged 7.8 points, 4.9 rebounds, and a team-high 23 blocks spanning 28.0 minutes last season

One of only two Saints to play in all 32 games last year, and led team with 28 starts

Recorded first 11 career double digit scoring performances during breakthrough junior season

Led Siena in rebounding a team-high 11 times last season

Averaged 11.0 points over nine games during the month of January

Tied season-highs with 21 points and nine rebounds in OT win over eventual MAAC Tournament Champion Iona (Feb. 12)

Named MAAC Male Student Athlete of the Week Jan. 22, and Siena's Leo Dufort Male Student Athlete for December 2017

Appeared in a combined 65 games (one start) over his first two seasons, averaging 1.5 points and 1.2 rebounds in 8.2 minutes

Traveled to Croatia in summer of 2016 with college all-star team which included former teammate **Brett Bisping**

F - #34 Kevin Degnan

Ranks tied for seventh in the MAAC in threes (12) and tied for ninth in field goal percentage (.474)

Posted Siena career-highs of 15 points and eight rebounds in road win at A-10 foe George Washington (Nov. 8)

Fifth-year Fairfield transfer set for second season of competition with the Saints

Saw action in 18 contests in first season donning the Green and Gold last winter

Averaged 1.4 points and 1.1 rebounds over 4.9 minutes of action last season

Posted season-highs of nine points, four rebounds, and two assists in 20 minutes against former team Fairfield (Feb. 5)

Two-year reserve for the Stags averaged 2.8 points and 1.8 rebounds in 8.9 minutes of action over 45 game

G/F - #3 Manny Camper

Tied for sixth in the MAAC in offensive rebounding (2.0)

Tied career-high with 10 points Saturday vs. Colgate

Saw action in 16 games, including two starts as a freshman

Averaged 2.0 points and 1.2 rebounds over 6.8 minutes of action

Shot 58.8% (10-17) from the floor

Scored season-high 10 points - his first collegiate points - in just four minutes at Quinnipiac (Jan. 21)

Tallied seven points in just 13 minutes off the bench in MAAC Tournament vs. Quinnipiac (Mar. 1)

Named the North Bayside Player of the Year each of his final two seasons while starring at Kent County High School

Four-year varsity starter scored 1,951 career points

Member of the National Honor Society was ranked in the top-10 of his high school graduating class and was the recipient of a Dr. Martin Luther King, Jr. Humanitarian Award

G - #22 Jalen Pickett

Named MAAC Rookie of the Week Nov. 26

Averaged 23.0 points, 8.0 assists, 5.0 steals, and 1.5 blocks vs. Patriot League contenders Lehigh and Colgate

Leads the MAAC in both steals (2.5 - 22nd nationally) and assist-to-turnover ratio (3.00)

Also ranks third in the MAAC in assists (6.0 - 28th nationally), tied for third in threes (16), fourth in blocks (1.2), and ninth in scoring (15.3)

Season highs in points (25) and rebounds (six) in Times Union Center debut vs. Patriot League favorite Lehigh (Nov. 21)

Swiped seven steals vs. Colgate (Nov. 24), the most by a Saint since **Clarence Jackson** also had seven on Jan. 4, 2010

Head coach **Jamion Christian's** first official signing at Siena

Matriculates to Siena following a postgraduate year at SPIRE Institute in Ohio, where he averaged 14 points, 6.3 rebounds, 4.6 assists, and 2.1 steals while shooting 38% from three-point range

Averaged 20 points and 10 rebounds while leading Aquinas Institute to the Class AA Federation Final his senior season

2016 NYSPHSAA Class AA MVP and Second Team All-State honoree led the Li'l Irish to an NYSPHSAA Championship

Starred locally on the AAU circuit, where he played for four years with the Albany City Rocks, and led the EYBL with a 139.6 offensive efficiency during his final season

#UnleashMayhem



PLAYER QUICK HITS



Reserves (Listed Numerically)

G - #0 Don Carey

Mount St. Mary's transfer who matriculated with Coach Christian will sit out season due to NCAA transfer regulations
Started all 32 games during his freshman season at the Mount
Averaged 9.0 points and ranked 11th in the Northeast Conference in both assists (3.4) and assist-to-turnover ratio (1.27)
Named NEC Rookie of the Week on Jan. 15
Scored in double figures 17 times and dished out five or more assists on 10 different occasions
Posted double-double with 11 points and 12 assists vs. York (Nov. 21)
Tied season-high with 14 points four times, highlighted by a 14-point, six-rebound performance at Georgetown (Nov. 15)
Cousin, Kyle Anderson currently plays for the Memphis Grizzlies
Older brother, Jamall Robinson played at both Hofstra and LIU Brooklyn

G - #1 Braedon Bayer

First-ever graduate transfer in Siena Basketball history
Syracuse transfer is enrolled in Siena College's new MBA program and has one year of eligibility
Appeared in nine total games, logging 17 minutes last season with the Orange
Played season-high six minutes down the stretch, registering a key block and a steal to help Syracuse earn a berth in last year's Sweet 16 with a 55-53 NCAA Tournament win over Michigan State
Previously played two seasons at Division III Grinnell College in Iowa

G - #2 Paulo Morastoni

Joined the active roster as a walk-on Jan. 7 after previously having served as a team manager
2017-18 MAAC Academic Honor Roll selection saw action in four games, totaling four minutes
Was a two-time All-State selection in Santa Catarina, Brazil

G - #5 Kadeem Smithen

Fifth-year senior and Richmond transfer set to suit up for third active season with the Saints
Saw action in 29 games (15 starts) and average 5.0 points, 3.5 rebounds, and 1.4 assists over 19.0 minutes last season
Led team with a 1.75-to-1 assist-to-turnover ratio last winter
Posted first six career double digit scoring efforts, highlighted by a season-high 18 points vs. Manhattan (Feb. 2)
Tallied career-highs of 10 rebounds and six assists (no turnovers) in overtime victory over eventual MAAC Tournament Champion Iona (Feb. 12)
Started final nine games of season and averaged 8.6 points, 4.3 rebounds, 1.9 assists, and 1.2 steals over 27.4 minutes
First Team Regional All-Star was ranked 21st in 2014 Canadian class by Northpolehoops.com out of high school

F - #11 Thomas Huerter, Jr.

Saw action in 26 games, including first six career starts last season
Averaged 3.1 points, 3.0 rebounds, and 1.2 assists over 17.6 minutes of play in 2017-18
Tied season-high with nine points, set career-high with three steals, and added five rebounds and three assists vs. Monmouth (Feb. 18)
Matriculated to Siena after spending a postgraduate year at Cheshire Academy (CT)
Led Shenendehowa to 25-0 record and first-ever NYSPHSAA Class AA State Championship in 28 years as high school senior
Father, Thomas Sr. '91, also played for the Saints, and younger brother, Kevin currently plays for the Atlanta Hawks

G - #13 Ben Diamond

Former manager set to begin second season on the active roster as a walk-on
2017-18 MAAC Academic Honor Roll selection appeared in five games, logging five total minutes
Drilled three-pointer for first collegiate points on first collegiate shot at Saint Peter's (Feb. 25)
Recipient of the 2015 Team Courage Award, NewsChannel 13 Scholar Athlete Award, and 2016 Ray Holmes Memorial Award

#UnleashMayhem



PLAYER QUICK HITS



Reserves (Continued)

G - #14 Khalil Richard

Suffered season-ending significant partial tear of the quadriceps tendon in right knee during preseason scrimmage Oct. 20
Currently ranks fourth in program history in career three-point percentage (43.4%)

Appeared in 29 games, logging nine starts, and averaged 9.2 points in 23.2 minutes last season

Ranked fifth in the MAAC shooting 43.8% from three-point range

Scored in double figures a team-high 15 times last year, 11 of which came off the bench

Averaged team-high 12.0 points while shooting an even 50% from three-point range over his last 11 games to end last year

Scored season-high 23 points vs. Monmouth (Feb. 18)

Notched 22 points and tied season-highs with five rebounds and four assists in overtime

victory over eventual MAAC Tournament Champion Iona (Feb. 12)

Rated the 76th best player as his position in his class by ESPN despite missing his senior year of high school (broken foot)

Played for both Maryland 3D and Baltimore Elite AAU teams where he was teammate of **Nico Clareth** and **Evan Fisher**

Career Three-Point Field Goal Percentage*

1.) Matt Brady '87	.469
2.) Jim Cantamessa '00	.449
3.) Rick Williams '88	.444
4.) Khalil Richard '20	.434

*Minimum 30 made threes

G - #15 Robert Mahala

True freshman joins Saints as walk-on

Earned three varsity letters and was a two-year starter at Christian Brothers Academy

Averaged 9.8 points as a senior, and was selected to play in New Jersey's North-South Senior All-Star Game

Father, Bobby, played college basketball at Wagner

Cousin, Kevin Mahala, was drafted by the Pittsburgh Pirates in 2016

G - #24 Jimmy Ratliff

North Alabama transfer is immediately eligible, and joins the Saints as a redshirt freshman walk-on

Named a Gulf South Conference Honor Roll selection while achieving a 3.53 cumulative GPA while sitting out at UNA

Played one season of prep basketball at Kingston Academy in Cincinnati, where he averaged 16 points and seven rebounds

Averaged 14 points, eight rebounds, and three assists as a high school senior at Middletown

G - #33 Georges Darwiche

Member of Romania's National Team

Averaged 3.7 points and 1.7 assists over 18.9 minutes in three games at the FIBA World Cup 2019 European Qualifiers

Led Romania's U20 squad to the 2017 European Championship B Division crown, while averaging 7.0 points

Guided the U18 squad to a Romanian League Championship in 2016 while earning Tournament MVP honors

Played four seasons for Steaua CSM EximBank Bucuresti in Romania's top league, Divizia A

Appeared in 44 games (38 starts) during the 2017-18 season with Steaua CSM EximBank Bucuresti, averaging 3.0 points and 1.5 assists, and posted a 2.37-to-1 assist-to-turnover ratio while shooting 40% from three spanning 14.6 minutes per game

F - #35 Sammy Friday IV

Appeared in 25 games and made first three career starts last season

Averaged 2.5 points and 2.4 rebounds in 7.6 minutes of action during sophomore campaign

Posted season-highs of 15 points and 15 rebounds in 24 minutes off the bench at Louisville (Dec. 6)

Scored seven points and added four rebounds in just nine minutes off the bench at eventual MAAC Regular Season Champion Rider (Feb. 15)

Appeared in 26 of 34 games as a freshman

Arrived at Siena following a postgraduate year at St. Andrew's School in Rhode Island

Averaged 12 points and eight rebounds while leading St. Andrew's School to a 21-10 record

Younger brother, Tyler, is a four-star recruit who is a freshman on the Ohio State football team

#42 - Denzel Tchougang

Sophomore transfer from Cypress College (CA) is immediately eligible and has three years of eligibility remaining

Appeared in 27 games (23 starts) at Cypress, averaging 2.4 points and 2.6 rebounds in 9.6 minutes of action

Played five years of club basketball in Geneva

Swiss U19 Vice Champion

#UnleashMayhem



Luke Sutherland

6-8 205 Wing Syracuse, NY/West Genesee

Averaged 20.2 points, 8.3 rebounds, 2.3 assists, and 2.3 blocks last season

2017-18 NYSSWA Class AA All-State, All-Central New York, and SCAC Metro Conference First Team selection

Plays his club basketball for NY Jayhawks

Shawn Walker, Jr.

6-6 180 Guard Elizabeth City, NC/Bishop Sullivan Catholic (VA)

Spent the past two seasons playing for NCISAA powerhouse Wesleyan Christian Academy in his native North Carolina, which he helped guide to a 55-11 combined record and a state ranking of fourth each season

Rated the 18th best player in the Class of 2019 from North Carolina by NCPreps.com

Father, Shawn Sr., is the head coach at Division II Elizabeth City State University

Kyle Young

6-10 204 Forward Bethlehem PA/Bethlehem Catholic

Helped lead Bethlehem Catholic to a 28-4 record and Eastern Pennsylvania Conference and District 11 Class 4A Championships last season

Played AAU for the Jersey Shore Warriors, which also produced recent Siena stars Rob Poole and Ryan Rossiter

Older brother, Ryan, is a freshman on Northwestern's men's basketball team

The Last Time

Siena scored 100 points in a game: Siena defeated Saint Peter's 100-69 on Senior Day, March 1, 2003.

Siena allowed 100 points in a game: Bucknell defeated Siena 115-92 on Nov. 20, 2017 in Lewisburg, PA

Siena won an overtime game: Siena defeated two-time defending MAAC Tournament Champion Iona 82-78 in overtime on Feb. 12, 2018 at the Times Union Center

Siena lost an overtime game: Two-time defending MAAC Regular Season Champion Monmouth defeated Siena 93-89 in triple overtime on Feb. 18, 2018 at the Times Union Center

Siena was held to 40 points or fewer: Manhattan defeated Siena 61-40 on Jan. 25, 1996 in Riverdale, NY

Siena held an opponent to 40 points or fewer: Siena defeated NJIT 64-40 on November 27, 2006 in Newark, N.J.

Siena won by more than 30 points: Siena defeated Manhattan 89-54 at Times Union Center on December 4, 2015.

Siena lost by more than 30 points: Florida Gulf Coast defeated Siena 86-53 in the Saints' home opener on Nov. 13, 2017

Five Siena players scored in double figures: Nico Clareth (17), Prince Oduro (17), Roman Penn (14), Christian Bentley (11), and Khalil Richard (10) all scored in double figures in the Saints' 85-76 win over Hofstra on Nov. 25, 2017 at Times Union Center

Siena grabbed more than 50 rebounds in a game: Siena pulled down 53 rebounds in a 59-57 triple overtime win over Saint Peter's on Jan. 29, 2018 at the Times Union Center

A Siena player scored 40 points or more in a game: Doremus Bennerman scored a school-record 51 points in the final game of his career in the NIT on March 30, 1994

A Siena player scored 35 or more points in a game: Marquis Wright scored a career-high 36 points in the Saints' 102-82 loss to Monmouth on Feb. 13, 2017 at the Times Union Center.

A Siena player scored 30 or more points in a game: Nico Clareth recorded his second career 30-point game in a 91-90 overtime loss at Lehigh on Nov. 17, 2017 in Bethlehem, PA

A Siena player grabbed 20 rebounds in a game: OD Anosike had 21 rebounds in Siena's 79-75 win over Marist on January 27, 2013.

Siena made 15 or more three-pointers in a game: The Saints connected on 15 three-pointers in a loss at Fordham on 11/24/01

A Siena player had 10 or more assists in a game: Freshman guard Roman Penn dished out a season-high 11 assists (no turnovers) in the Saints' 85-76 win over Hofstra on Nov. 25, 2017 at the Times Union Center

A Siena player had seven or more steals in a game: Jalen Pickett swiped all seven of Siena's steals vs. Colgate on Nov. 24, 2018 at the Times Union Center

A Siena player had five or more blocks in a game: Javion Ogunyemi had five blocks in an 87-86 overtime defeat vs. Iona in the 2017 MAAC Championship Game

Siena failed to convert a free-throw: Siena went 0-2 from the free throw line in a 57-45 loss vs. Holy Cross on Nov. 18, 2018. Neither team made a free throw in the game, while combining for just three attempts. It marked the first time in 18 years - Dec. 10, 2000 at Marist (0-5) - that Siena failed to make a free throw

Siena failed to convert a 3-pointer: Siena missed all eight of its three-point attempts in an 80-73 loss vs. Canisius on Feb. 4, 2017 at the Times Union Center. It marked the second time in 20 games in which the Saints were held without a three, after having gone the previous 221 games without a miss.

Siena did not miss a free-throw: On February 4, 2007 Siena went 11-for-11 from the free throw line against Saint Peter's.

Siena player had a triple-double: Kojo Mensah had 20 points, 14 rebounds and 11 assists in Siena's 82-74 OT win over UAlbany (2/3/05).



Career Games Played/Started

	<u>Career Games</u>	<u>Career Starts</u>	<u>Consec. Games</u>	<u>Consec. Starts</u>
Evan Fisher	103	35	39	7
Kadeem Smithen*	69	25	29	0
Khalil Richard	59	17	0	0
Sammy Friday IV	57	3	19	0
Thomas Huerter, Jr.	43	6	23	0
Kevin Degnan*	24	6	10	6
Manny Camper	22	8	11	6
Jalen Pickett	6	6	6	6
Jimmy Ratliff*	6	0	6	0
Sloan Seymour	6	6	6	6
Ben Diamond	5	0	0	0
Braedon Bayer*	4	0	4	0
Paulo Morastoni	4	0	0	0
Georges Darwiche	3	0	0	0
Don Carey*	0	0	0	0
Robert Mahala	0	0	0	0
Denzel Tchougang*	0	0	0	0
*At Siena				

Leads and Deficits

Most points	79 vs. Colgate (Nov. 24)
Fewest points	45 vs. Holy Cross (Nov. 18)
Most points allowed	84 vs. Colgate (Nov. 24)
Fewest points allowed	57 vs. Holy Cross (Nov. 18)
Biggest win	8 at George Washington (Nov. 8)
Biggest loss	12 vs. Holy Cross (Nov. 18)
Biggest lead	11 at George Washington (Nov. 8)
Biggest deficit	18 at Providence (Nov. 6)
Biggest deficit overcome to win	8 vs. Norfolk State (Nov. 16)
Biggest lead lost	7 vs. Lehigh (Nov. 21)
Biggest halftime lead	7 at George Washington (Nov. 8)
Biggest halftime deficit	16 at Providence (Nov. 6)
Biggest halftime deficit overcome to win	5 vs. Norfolk State (Nov. 16)
Biggest halftime lead lost	
Most points in a half	42 (2nd) vs. Colgate (Nov. 24)
Fewest points in a half	22 (1st) vs. Holy Cross (Nov. 18)
Most points allowed in a half	50 (1st) at Providence (Nov. 6)
Fewest points allowed in a half	25 (1st) vs. Holy Cross (Nov. 18)

Record by Starting Lineup

<u>Starting Lineup</u>	<u>Record</u>
Seymour - Fisher - Degnan - Camper - Pickett	2-4

Siena's Record When...

Leading at halftime	1-0
Trailing at halftime	1-4
Tied at halftime	0-0
Leading with 5:00 left	2-1
Trailing with 5:00 left	0-3
Tied with 5:00 left	0-0
Overtime	0-0
SC shoots 50% or better from field	0-1
SC shoots between 40-49.9% from field	1-3
SC shoots under 40% from field	1-0
Opponent shoots 50% or better from field	0-3
Opponent shoots between 40-49.9% from field	1-1
Opponent shoots under 40% from field	1-0
SC outrebounds opponent	1-0
Opponent outrebounds SC	1-4
Tied in rebounds	0-0
SC records 10 or more steals	0-0
SC records 15 or more assists	1-2
SC commits 15 turnovers or fewer	2-4
SC commits more than 15 turnovers	0-0
SC commits fewer turnovers than opponent	1-3
SC commits more turnovers than opponent	1-1
Tie in turnovers	0-0
SC shoots 70% or better from the free throw line	0-1
SC shoots under 70% from the free throw line	2-3
SC scores 59 points or fewer	0-1
SC scores between 60-69 points	2-2
SC scores between 70-79 points	0-1
SC scores 80 points or more	0-0
Opponent scores 59 points or fewer	1-1
Opponent scores between 60-69 points	1-0
Opponent scores between 70-79 points	0-1
Opponent scores 80 points or more	0-2
Four or more Saints score in double figures	0-1
Playing in November	2-4
Playing in December	0-0
Playing in January	0-0
Playing in February	0-0
Playing in March	0-0
Playing on Monday	0-0
Playing on Tuesday	0-1
Playing on Wednesday	0-1
Playing on Thursday	1-0
Playing on Friday	1-0
Playing on Saturday	0-1
Playing on Sunday	0-1
Playing in the day time (11 AM-5 PM start)	0-2
Playing at night (5 PM or later start)	2-2
Televised games	2-2
SC plays at home	0-2
SC plays on the road	1-1
SC plays on a neutral court	1-1
SC plays west of Albany	0-0
SC plays east of Albany	1-2
SC plays north of Albany	0-0
SC plays south of Albany	1-0
Wearing white uniforms	1-2
Wearing green uniforms	1-1
Wearing retro green uniforms	0-1

Keepin' Track of the MAAC

For all the latest MAAC Basketball News and Scores visit www.MAACSports.com



MAAC Standings (Through Monday)

Team	MAAC		Overall	
	<u>W</u>	<u>L</u>	<u>W</u>	<u>L</u>
1.) Rider	0	0	2	1
Quinnipiac	0	0	2	2
Iona	0	0	2	3
Niagara	0	0	2	3
SIENA	0	0	2	4
Manhattan	0	0	2	4
Fairfield	0	0	2	5
Marist	0	0	1	4
Saint Peter's	0	0	1	4
Canisius	0	0	1	5
Monmouth	0	0	0	7

MAAC Preseason Coaches' Poll

1.) Rider (11)	121
2.) Canisius	105
3.) Iona	94
Quinnipiac	94
5.) Monmouth	66
6.) Marist	59
7.) Fairfield	50
8.) Manhattan	46
9.) Niagara	45
10.) Saint Peter's	28
11.) SIENA	18

*First place votes in parenthesis

Today's Other MAAC Action

Rider at West Virginia	6:30 PM
Canisius at St. Bonaventure	7 PM
Quinnipiac at UMass	7 PM
Saint Peter's at #8 Auburn	8 PM
Monmouth at #10 Kentucky	8:30 PM

Siena's MAAC and NCAA Rankings

Siena	Total	MAAC Rank*	NCAARank!
Points	65.0	7th	317th
Opp Points	69.5	3rd	139th
Scoring Margin	-4.5	4th	288th
FG%	.435	5th	243rd
Opp FG%	.489	9th	333rd
FT%	.632	8th	301st
3-PT%	.320	7th	237th
Opp 3-PT%	.425	10th	345th
3-PT/GM	9.0	3rd	83rd
Rebounds	29.7	9th	340th
Rebound Margin	-1.7	3rd	253rd
Assists	12.5	4th	247th
Steals	6.2	7th	202nd
Blocks	2.0	6th	304th
Turnovers	9.0	1st	7th
A/TO Ratio	1.39	1st	42nd
Turnovers Forced	9.7	11th	348th
Turnover Margin	+0.7	6th	174th

MAAC Weekly Honors

Date	Player of the Week	Rookie of the Week
Nov. 12	Brian Parker (MAR)	Neftali Alvarez (FFD)
Nov. 19	Marvin Prochet (NIA)	Neftali Alvarez (FFD)
Nov. 26	Dimencio Vaughn (RID)	Jalen Pickett (SIE)
Dec. 3		
Dec. 10		
Dec. 17		
Dec. 24		
Dec. 31		
Jan. 7		
Jan. 14		
Jan. 21		
Jan. 28		
Feb. 4		
Feb. 11		
Feb. 18		
Feb. 25		
Mar. 4		

Player			
Jalen Pickett	PTS - 15.3	9th	N/A
	AST - 6.0	3rd	28th
	STL - 2.5	1st	22nd
	3FG - 16	T-3rd	118th
	BLK - 1.2	4th	198th
	A/TO - 3.00	1st	65th
	MIN - 35.8	2nd	48th
Evan Fisher	REB - 5.7	T-6th	N/A
	FG% - .515	4th	162nd
	DREB - 4.7	6th	N/A
Kevin Degnan	FG% - .474	T-9th	N/A
	3FG - 12	T-7th	N/A
Sloan Seymour	3FG - 18	2nd	71st
Manny Camper	OREB - 2.0	T-6th	N/A

*Out of 11 teams (through Monday)

!Out of 351 ranked teams (through Monday)

Quick Chart

Player Season and Career Highs (at Siena)

		2018-19	Career (at Siena)
0 Don Carey	Points Rebounds Assists Steals Blocks	- - - - -	- - - - -
1 Braedon Bayer	Points Rebounds Assists Steals Blocks	3 vs. Holy Cross 11/18/18 - - - -	Same - - - -
2 Paulo Morastoni	Points Rebounds Assists Steals Blocks	- - - - -	- - - - -
3 Manny Camper	Points Rebounds Assists Steals Blocks	10 vs. Colgate 11/24/18 9 vs. Norfolk State 11/16/18 2 twice 2 twice -	10 twice Same Same Same 1 twice
5 Kadeem Smithen	Points Rebounds Assists Steals Blocks	8 vs. Norfolk State 11/16/18 2 three times 1 twice 2 at Providence 11/6/18 -	18 vs. Manhattan 2/2/18 10 twice 6 vs. Iona 2/12/18 5 at Saint Peter's 2/25/18 4 at Rider 2/15/18
11 Thomas Huerter, Jr.	Points Rebounds Assists Steals Blocks	- 2 four times 2 at Providence 11/6/18 1 vs. Holy Cross 11/18/18 2 at George Washington 11/8/18	9 twice 9 vs. Saint Peter's 1/29/18 5 vs. Marist 1/18/18 3 vs. Monmouth 2/18/18 3 vs. Canisius 1/7/18
13 Ben Diamond	Points Rebounds Assists Steals Blocks	- - - - -	3 at Saint Peter's 2/25/18 - - - -
14 Khalil Richard	Points Rebounds Assists Steals Blocks	- - - - -	23 vs. Monmouth 2/18/18 5 at Bucknell 11/20/17 4 five times 3 at UNC Asheville 11/20/16 2 at Saint Peter's 1/19/17
15 Robert Mahala	Points Rebounds Assists Steals Blocks	- - - - -	- - - - -
22 Jalen Pickett	Points Rebounds Assists Steals Blocks	25 vs. Lehigh 11/21/18 6 vs. Lehigh 11/21/18 9 twice 7 vs. Colgate 11/24/18 2 twice	Same Same Same Same Same
23 Sloan Seymour	Points Rebounds Assists Steals Blocks	15 at Providence 11/6/18 1 four times 1 twice - -	Same Same Same - -
24 Jimmy Ratliff	Points Rebounds Assists Steals Blocks	6 at Providence 11/6/18 3 twice 1 three times 3 at George Washington 11/8/18 -	Same Same Same Same -
32 Evan Fisher	Points Rebounds Assists Steals Blocks	22 vs. Colgate 11/24/18 7 twice 3 twice - 1 vs. Holy Cross 11/18/18	Same 9 four times 3 four times 2 three times 4 at College of Charleston 11/10/17
33 Georges Darwiche	Points Rebounds Assists Steals Blocks	1 at Providence 11/6/18 2 twice 3 at George Washington 11/8/18 - -	Same Same Same - -
34 Kevin Degnan	Points Rebounds Assists Steals Blocks	15 at George Washington 11/8/18 8 at George Washington 11/8/18 3 vs. Norfolk State 11/16/18 2 at Providence 11/6/18 1 vs. Lehigh 11/21/18	Same Same Same Same 1 twice
35 Sammy Friday	Points Rebounds Assists Steals Blocks	10 vs. Colgate 11/24/18 9 at George Washington 11/8/18 1 twice - 1 at George Washington 11/8/18	15 at Louisville 12/6/17 15 at Louisville 12/6/17 1 five times 1 five times 2 twice
42 Denzel Tchougang	Points Rebounds Assists Steals Blocks	- - - - -	- - - - -

Official Basketball Box Score -- Game Totals -- Final Statistics
Hofstra vs Siena College
12/9/15 7:05 PM at Albany, NY - Times Union Center

Hofstra 68 • 6-3

##	Player		Total	3-Ptr	Rebounds			PF	TP	A	TO	Blk	Stl	Min	
			FG-FGA	FG-FGA	FT-FTA	Off	Def								Tot
02	Tanksley, Ameen	f	6-16	2-6	8-10	3	5	8	2	22	2	2	0	2	36
11	Gustys, Rokas	f	2-4	0-0	0-0	3	1	4	5	4	0	0	0	0	17
12	Koon, Denton	f	3-11	1-3	5-10	3	5	8	1	12	1	2	0	2	34
01	Green, Juan'ya	g	4-12	1-6	3-6	1	1	2	3	12	4	1	0	3	40
14	Bernardi, Brian	g	3-13	2-9	0-0	0	4	4	2	8	2	0	0	1	38
00	Nichols, Malik		3-4	0-0	2-4	2	1	3	5	8	1	2	0	1	20
03	Wright-Foreman, J.		0-2	0-0	0-0	0	0	0	1	0	0	0	0	0	4
04	Buie, Desure		1-4	0-2	0-0	1	1	2	2	2	0	1	0	0	9
44	Walker, Andre		0-0	0-0	0-0	0	0	0	1	0	0	0	0	0	2
Team						2	1	3							
Totals			22-66	6-26	18-30	15	19	34	22	68	10	8	0	9	200

FG % 1st Half: 11-32 34.4% 2nd half: 11-34 32.4% Game: 22-66 33.3%
3FG % 1st Half: 3-11 27.3% 2nd half: 3-15 20.0% Game: 6-26 23.1%
FT % 1st Half: 7-14 50.0% 2nd half: 11-16 68.8% Game: 18-30 60.0%

Deadball
Rebounds
6,1

Siena College 81 • 6-4

			Total	3-Ptr	Rebounds										
##	Player		FG-FGA	FG-FGA	FT-FTA	Off	Def	Tot	PF	TP	A	TO	Blk	Stl	Min
24	Long, Lavon	f	2-6	0-0	4-4	1	7	8	4	8	2	2	0	1	33
31	Bisping, Brett	f	7-15	2-6	6-6	0	9	9	2	22	1	2	0	1	39
00	Ogunyemi, Javion	c	6-9	0-0	0-1	2	2	4	3	12	0	4	2	0	30
01	Wright, Marquis	g	6-12	1-2	2-2	2	5	7	1	15	6	5	0	1	39
05	Wormley, Kenny	g	3-4	0-0	1-2	0	2	2	4	7	2	1	0	0	22
03	Oliver, Ryan		1-1	1-1	0-0	0	1	1	1	3	0	0	0	0	8
15	Clareth, Nico		4-9	0-5	2-2	1	4	5	3	10	2	3	0	1	19
21	Paige, Jimmy		0-0	0-0	1-2	0	0	0	2	1	0	0	0	0	6
32	Fisher, Evan		1-1	1-1	0-0	0	2	2	2	3	1	0	0	0	4
Team						2	1	3							
Totals			30-57	5-15	16-19	8	33	41	22	81	14	17	2	4	200

FG % 1st Half: 19-33 57.6% 2nd half: 11-24 45.8% Game: 30-57 52.6%
3FG % 1st Half: 3-9 33.3% 2nd half: 2-6 33.3% Game: 5-15 33.3%
FT % 1st Half: 4-6 66.7% 2nd half: 12-13 92.3% Game: 16-19 84.2%

Deadball
Rebounds
2,2

Officials: DJ Carstensen, Larry Sciroto and Ron Tyburski
Technical fouls: Hofstra-None. Siena College-None.
Attendance: 5099

Score by periods	1st	2nd	Total
Hofstra	32	36	68
Siena College	45	36	81

	In	Off	2nd	Fast	
Points	Paint	T/O	Chance	Break	Bench
HOFSTR	32	18	14	6	10
SIE	36	10	6	4	17

Last FG - HOFSTRA 2nd-01:15, SIE 2nd-00:21.
Largest lead - HOFSTRA by 2 1st-19:31, SIE by 15 1st-00:32.
HOFSTRA led for 01:35. SIE led for 36:48. Game was tied for 01:37.

Score tied - 3 times.
Lead changed - 7 times.

Official Basketball Box Score -- Game Totals -- Final Statistics
 Siena College vs Hofstra
 12/22/16 7 p.m. at Hempstead, NY (Mack Sports Complex)

Siena College 64 • 4-8

##	Player		Total	3-Ptr	FT-FTA	Rebounds			PF	TP	A	TO	Blk	Stl	Min
			FG-FGA	FG-FGA		Off	Def	Tot							
00	Ogunyemi, Javion	f	4-12	0-0	4-7	6	2	8	1	12	0	1	2	1	30
31	Bisping, Brett	f	3-7	0-1	0-0	2	6	8	2	6	0	2	0	0	31
01	Wright, Marquis	g	3-13	0-3	2-2	1	4	5	2	8	5	0	0	1	29
21	Shivers, Ahsante	g	1-4	0-1	3-4	2	2	4	4	5	1	2	0	0	26
24	Long, Lavon	g	6-11	0-0	0-0	1	2	3	4	12	0	1	0	4	24
02	Brandwijk, Willem		0-1	0-1	0-0	1	0	1	0	0	0	0	0	0	5
11	Huerter, Jr., Thomas		1-1	0-0	0-0	1	0	1	0	2	0	0	0	0	1
13	Richard, Khalil		1-2	0-0	0-0	0	0	0	0	2	0	0	0	0	5
14	Smithen, Kadeem		0-1	0-0	0-0	0	0	0	0	0	0	0	0	1	7
15	Clareth, Nico		5-15	2-7	4-4	0	3	3	2	16	0	2	1	2	29
20	Merrill, Jimmy		0-1	0-1	0-0	0	1	1	1	0	0	0	0	0	1
32	Fisher, Evan		0-1	0-0	0-1	1	0	1	0	0	0	0	0	0	4
35	Friday IV, Sammy		0-1	0-0	1-2	1	0	1	2	1	0	0	0	0	8
Team						3	3	6							
Totals			24-70	2-14	14-20	19	23	42	18	64	6	8	3	9	200

FG % 1st Half: 12-34 35.3% 2nd half: 12-36 33.3% Game: 24-70 34.3%
 3FG % 1st Half: 0-6 0.0% 2nd half: 2-8 25.0% Game: 2-14 14.3%
 FT % 1st Half: 5-8 62.5% 2nd half: 9-12 75.0% Game: 14-20 70.0%

Deadball
Rebounds
2

Hofstra 84 • 8-5

##	Player		Total	3-Ptr	FT-FTA	Rebounds			PF	TP	A	TO	Blk	Stl	Min
			FG-FGA	FG-FGA		Off	Def	Tot							
00	Greer, Ty	f	2-7	1-2	1-4	2	6	8	2	6	2	4	0	0	21
11	Gustys, Rokas	f	5-8	0-0	0-1	3	12	15	4	10	0	2	1	2	28
02	Powers, Deron	g	7-13	4-5	3-3	0	1	1	0	21	8	1	0	0	35
05	Pemberton, Eli	g	4-9	2-5	3-3	0	0	0	4	13	2	1	0	1	30
14	Bernardi, Brian	g	3-7	2-6	3-3	0	1	1	1	11	2	2	0	1	30
03	Wright-Foreman, J		5-9	1-1	5-5	0	1	1	0	16	1	1	1	0	24
12	Ros, Tommy		0-0	0-0	0-0	0	0	0	0	0	0	0	0	0	1
23	Klementowicz, Connor		0-0	0-0	0-0	0	0	0	0	0	0	0	0	0	1
24	Robinson, Jamall		1-4	1-2	2-2	2	3	5	4	5	0	1	0	0	19
33	Sabety, Hunter		0-0	0-0	2-4	2	4	6	4	2	0	0	5	0	11
Team						1	2	3							
Totals			27-57	11-21	19-25	10	30	40	19	84	15	12	7	4	200

FG % 1st Half: 12-28 42.9% 2nd half: 15-29 51.7% Game: 27-57 47.4%
 3FG % 1st Half: 6-10 60.0% 2nd half: 5-11 45.5% Game: 11-21 52.4%
 FT % 1st Half: 8-10 80.0% 2nd half: 11-15 73.3% Game: 19-25 76.0%

Deadball
Rebounds
3,1

Officials: Louie Andrakakos, Wally Rutecki and Mike Pearson
 Technical fouls: Siena College-None. Hofstra-None.
 Attendance: 1674

Score by periods	1st	2nd	Total
Siena College	29	35	64
Hofstra	38	46	84

	In	Off	2nd	Fast	
Points	Paint	T/O	Chance	Break	Bench
SIE	36	13	23	2	21
HOFSTR	22	8	15	0	23

Last FG - SIE 2nd-00:16, HOFSTRA 2nd-00:50.
 Largest lead - SIE by 2 1st-19:17, HOFSTRA by 22 2nd-01:30.
 SIE led for 01:48. HOFSTRA led for 36:25. Game was tied for 01:47.

Score tied - 1 time.
 Lead changed - 1 time.

Official Basketball Box Score -- Game Totals -- Final Statistics

Hofstra vs Siena

11/25/17 2:02 PM at Albany, NY - Times Union Center

Hofstra 76 • 3-3

##	Player		Total		3-Ptr	FT-FTA	Rebounds			PF	TP	A	TO	Blk	Stl	Min
			FG-FGA	FG-FGA	FG-FGA		Off	Def	Tot							
11	Gustys, Rokas	f	7-10	0-0	0-0	4-7	12	3	15	2	18	1	0	0	1	30
12	Angus III, Joel	f	3-4	0-0	0-0	2-4	1	2	3	2	8	1	0	0	0	29
02	Wormley, Kenny	g	0-4	0-1	0-1	0-0	0	0	0	2	0	3	1	0	0	21
03	Wright-Foreman, J	g	8-19	4-12	5-7	5-7	1	2	3	2	25	2	0	1	0	38
05	Pemberton, Eli	g	2-12	1-9	6-8	6-8	4	3	7	4	11	5	3	0	0	32
01	Radovic, Matija		1-5	1-4	0-0	0-0	0	1	1	2	3	0	0	0	1	11
04	Buie, Desure		1-4	1-4	0-0	0-0	0	0	0	0	3	1	0	0	0	19
15	Trueheart, Stafford		1-3	0-0	0-0	0-0	0	2	2	2	2	0	0	0	0	8
20	Ray, Jalen		2-6	2-4	0-0	0-0	0	0	0	1	6	0	1	0	1	10
33	Sabety, Hunter		0-1	0-0	0-0	0-0	0	0	0	2	0	0	1	0	0	2
Team							2	0	2							
Totals			25-68	9-34		17-26	20	13	33	19	76	13	6	1	3	200

FG % 1st Half: 12-32 37.5% 2nd half: 13-36 36.1% Game: 25-68 36.8%
 3FG % 1st Half: 3-14 21.4% 2nd half: 6-20 30.0% Game: 9-34 26.5%
 FT % 1st Half: 6-8 75.0% 2nd half: 11-18 61.1% Game: 17-26 65.4%

Deadball
Rebounds
4,1

Siena 85 • 1-4

##	Player		Total		3-Ptr	FT-FTA	Rebounds			PF	TP	A	TO	Blk	Stl	Min
			FG-FGA	FG-FGA	FG-FGA		Off	Def	Tot							
15	Oduro, Prince	f	8-14	0-0	0-0	1-2	1	7	8	3	17	4	3	1	1	33
02	Bentley, Christian	g	4-5	1-1	1-1	2-2	1	4	5	1	11	2	2	0	1	30
20	Penn, Roman	g	4-8	2-3	2-3	4-6	3	1	4	4	14	11	0	0	0	32
21	Shivers, Ahsante	g	3-5	1-3	1-3	2-4	1	4	5	0	9	1	1	0	0	24
25	Clareth, Nico	g	5-11	4-7	4-7	3-5	1	2	3	5	17	2	2	1	1	26
11	Huerter, Jr., Thomas		0-0	0-0	0-0	2-2	1	1	2	1	2	1	0	0	0	8
13	Richard, Khalil		4-5	2-2	2-2	0-0	0	2	2	3	10	0	1	0	0	16
23	Horn, Jordan		0-0	0-0	0-0	0-0	0	0	0	0	0	0	0	0	0	3
32	Fisher, Evan		2-3	0-1	0-1	1-2	1	4	5	2	5	1	2	1	0	28
Team							0	2	2				1			
Totals			30-51	10-17		15-23	9	27	36	19	85	22	12	3	3	200

FG % 1st Half: 15-26 57.7% 2nd half: 15-25 60.0% Game: 30-51 58.8%
 3FG % 1st Half: 7-9 77.8% 2nd half: 3-8 37.5% Game: 10-17 58.8%
 FT % 1st Half: 1-2 50.0% 2nd half: 14-21 66.7% Game: 15-23 65.2%

Deadball
Rebounds
6,1

Officials: Nathan Farrell, Mike Pearson, John Garbinski

Technical fouls: Hofstra-None. Siena-None.

Attendance: 5512

Score by periods	1st	2nd	Total
Hofstra	33	43	76
Siena	38	47	85

	In	Off	2nd	Fast	
Points	Paint	T/O	Chance	Break	Bench
HOFSTR	26	12	24	0	14
SIE	28	11	18	0	17

Last FG - HOFSTRA 2nd-00:20, SIE 2nd-01:07.

Largest lead - HOFSTRA None, SIE by 12 2nd-03:55.

HOFSTRA led for 00:00. SIE led for 38:15. Game was tied for 01:45.

Score tied - 2 times.

Lead changed - 0 times.

2018-19 Siena College Basketball
Siena Combined Team Statistics (as of Nov 24, 2018)
All games


RECORD:	OVERALL	HOME	AWAY	NEUTRAL
ALL GAMES	2-4	0-2	1-1	1-1
CONFERENCE	0-0	0-0	0-0	0-0
NON-CONFERENCE	2-4	0-2	1-1	1-1

##	Player	gp-gs	min	avg	Total		3-Point		F-Throw		Rebounds				pf	dq	a	to	blk	stl	pts	avg
					fg-fga	fg%	3fg-fga	3fg%	ft-fa	ft%	off	def	tot	avg								
22	Pickett, Jalen	6-6	215	35.8	33-72	.458	16-39	.410	10-14	.714	10	14	24	4.0	10	0	36	12	7	15	92	15.3
32	Fisher, Evan	6-6	176	29.3	34-66	.515	0-9	.000	13-17	.765	6	28	34	5.7	8	0	11	9	1	0	81	13.5
23	Seymour, Sloan	6-6	149	24.8	20-52	.385	18-49	.367	0-0	.000	1	3	4	0.7	6	0	2	5	0	0	58	9.7
34	Degnan, Kevin	6-6	166	27.7	18-38	.474	12-29	.414	4-7	.571	9	20	29	4.8	8	0	3	1	1	6	52	8.7
03	Camper, Manny	6-6	138	23.0	15-31	.484	1-9	.111	7-16	.438	12	19	31	5.2	11	0	6	6	0	4	38	6.3
35	Friday IV, Sammy	6-0	74	12.3	13-27	.481	0-0	.000	7-12	.583	6	10	16	2.7	11	0	2	5	1	0	33	5.5
05	Smithen, Kadeem	6-0	78	13.0	5-11	.455	2-6	.333	6-8	.750	1	6	7	1.2	3	0	2	2	0	5	18	3.0
24	Ratliff, Jimmy	6-0	84	14.0	5-20	.250	4-19	.211	0-0	.000	4	6	10	1.7	8	0	3	4	0	5	14	2.3
01	Bayer, Braedon	4-0	20	5.0	1-3	.333	1-3	.333	0-0	.000	0	0	0	0.0	1	0	0	1	0	0	3	0.8
33	Darwiche, Georges	3-0	18	6.0	0-3	.000	0-0	.000	1-2	.500	3	1	4	1.3	2	0	4	2	0	0	1	0.3
11	Huerter, Jr., Thomas	6-0	82	13.7	0-8	.000	0-6	.000	0-0	.000	2	8	10	1.7	8	0	6	1	2	2	0	0.0
Team											6	3	9				6					
Total.....		6	1200		144-331	.435	54-169	.320	48-76	.632	60	118	178	29.7	76	0	75	54	12	37	390	65.0
Opponents.....		6	1200		156-319	.489	57-134	.425	48-67	.716	52	136	188	31.3	84	0	86	58	13	25	417	69.5

TEAM STATISTICS	SIE	OPP	Date	Opponent	Score	Att.
SCORING	390	417	11/6/18	at Providence	L 67-77	8021
Points per game	65.0	69.5	11/08/18	at George Washington	W 69-61	2083
Scoring margin	-4.5	-	11/16/18	vs Norfolk State	W 61-58	1313
FIELD GOALS-ATT	144-331	156-319	11/18/18	vs Holy Cross	L 45-57	0
Field goal pct	.435	.489	11/21/18	LEHIGH	L 69-80	4908
3 POINT FG-ATT	54-169	57-134	11/24/18	COLGATE	L 79-84	5202
3-point FG pct	.320	.425	* - Conference game			
3-pt FG made per game	9.0	9.5				
FREE THROWS-ATT	48-76	48-67				
Free throw pct	.632	.716				
F-Throws made per game	8.0	8.0				
REBOUNDS	178	188				
Rebounds per game	29.7	31.3				
Rebounding margin	-1.7	-				
ASSISTS	75	86				
Assists per game	12.5	14.3				
TURNOVERS	54	58				
Turnovers per game	9.0	9.7				
Turnover margin	+0.7	-				
Assist/turnover ratio	1.4	1.5				
STEALS	37	25				
Steals per game	6.2	4.2				
BLOCKS	12	13				
Blocks per game	2.0	2.2				
ATTENDANCE	10110	11417				
Home games-Avg/Game	2-5055	2-5052				
Neutral site-Avg/Game	-	2-656				

Score by Periods	1st	2nd	Totals
Siena	195	195	390
Opponents	223	194	417

2018-19 SIENA MEN'S BASKETBALL TV/RADIO ROSTER



#0

DON CAREY#
So. | Guard | 6-5 | 187
Upper Marlboro, MD/Frederick
Douglass/Mount St. Mary's




#1

BRAEDON BAYER
Gr. | G | 6-4 | 186
Lagrangeville, NY/Trinity-
Pawling School/Syracuse




#2

PAULO MORASTONI
Sr. | G | 6-3 | 200
Blumenau, Brazil/Bom Jesus




#3

MANNY CAMPER
So. | G/F | 6-6 | 208
Chestertown, MD/Kent County




#5

KADEEM SMITHEN
R-Sr. | G | 6-3 | 165
Ajax, ON/Thornlea
Secondary/Richmond



#11

THOMAS HUERTTER, JR.
Jr. | F | 6-7 | 218
Clifton Park, NY/Shenendehowa/
Cheshire Academy (CT)



#13

BEN DIAMOND
Jr. | G | 5-10 | 150
Loudonville, NY/Shaker




#14

KHALIL RICHARD
Jr. | G | 6-0 | 179
Baltimore, MD/St. Frances
Academy



#15

ROBERT MAHALA
Fr. | G | 6-4 | 166
Jackson, NJ/Christian Brothers
Academy



#22

JALEN PICKETT
Fr. | G | 6-4 | 190
Rochester, NY/Aquinas
Institute/Spire Institute (OH)




#23

SLOAN SEYMOUR
Fr. | F | 6-9 | 205
Albany, NY/Shaker



#24

JIMMY RATLIFF
R-Fr. | G | 6-8 | 181
Middletown, Ohio/Middletown/
North Alabama



#32

EVAN FISHER
Sr. | F | 6-9 | 246
Pasadena, MD/McDonogh School




#33

GEORGES DARWICHE
Fr. | G | 6-1 | 183
Bucharest, Romania/Gheorghe
Lazar National College



#34

KEVIN DEGNAN
R-Sr. | F | 6-9 | 220
Pearl River, NY/Pearl
River/Fairfield



#35

SAMMY FRIDAY IV
Jr. | F | 6-9 | 239
Jersey City, NJ/Hudson Catholic/
St. Andrew's School (RI)



#42

DENZEL TCHOUGANG
So. | F | 6-10 | 211
Geneva, Switzerland/Institut
Florimont/Cypress College (CA)



JAMION CHRISTIAN
Head Coach

COACHING STAFF

Graham Bousley, Assistant Coach/
Recruiting Coordinator (First Season),
Wisconsin '12

Ryan Devlin, Assistant Coach
(First Season), Pittsburgh '05

Carmen Maciariello, Assistant Coach
(First Season), Siena '01

Harley Fuller, Director of Basketball
Operations - (First Season), Molloy '10

A.J. Register, Special Assistant to the
Head Coach - (First Season), Alabama '14

No.	Name	Cl.	Pos.	Ht.	Wt.	Hometown/High School/Previous School
0	Don Carey#	So.	G	6-5	187	Upper Marlboro, MD/Frederick Douglass/Mount St. Mary's
1	Braedon Bayer	Gr.	G	6-4	186	Lagrangeville, NY/Trinity-Pawling School/Syracuse
2	Paulo Morastoni	Sr.	G	6-3	200	Blumenau, Brazil/Bom Jesus
3	Manny Camper	So.	G/F	6-6	208	Chestertown, MD/Kent County
5	Kadeem Smithen	R-Sr.	G	6-3	165	Ajax, ON/Thornlea Secondary/Richmond
11	Thomas Huertter, Jr.	Jr.	F	6-7	218	Clifton Park, NY/Shenendehowa/Cheshire Academy (CT)
13	Ben Diamond	Jr.	G	5-10	150	Loudonville, NY/Shaker
14	Khalil Richard	Jr.	G	6-0	179	Baltimore, MD/St. Frances Academy
15	Robert Mahala	Fr.	G	6-4	166	Jackson, NJ/Christian Brothers Academy
22	Jalen Pickett	Fr.	G	6-4	190	Rochester, NY/Aquinas Institute/Spire Institute (OH)
23	Sloan Seymour	Fr.	F	6-9	205	Albany, NY/Shaker
24	Jimmy Ratliff	R-Fr.	G	6-8	181	Middletown, Ohio/Middletown/North Alabama
32	Evan Fisher	Sr.	F	6-9	246	Pasadena, MD/McDonogh School
33	Georges Darwiche	Fr.	G	6-1	183	Bucharest, Romania/Gheorghe Lazar National College
34	Kevin Degnan	R-Sr.	F	6-9	220	Pearl River, NY/Pearl River/Fairfield
35	Sammy Friday IV	Jr.	F	6-9	239	Jersey City, NJ/Hudson Catholic/St. Andrew's School (RI)
42	Denzel Tchougang	So.	F	6-10	211	Geneva, Switzerland/Institut Florimont/Cypress College (CA)

#Will sit out 2018-19 season due to NCAA transfer regulations

PRONUNCIATION GUIDE

#1 Braedon Bayer -
BRAY-din BAY-er
#2 Paulo Morastoni -
POW-lo Morr-ah-STO-nee
#11 Thomas Huertter, Jr. -
HURR-tur
#14 Khalil Richard - Ka-LIL

#15 Robert Mahala - Ma-HA-la
#33 Georges Darwiche -
(first name is pronounced
George) Darr-VEESH
#42 Denzel Tchougang -
CHEW-gang
Jamion Christian - JAY-mee-in

Graham Bousley - BOWZ-lee
Carmen Maciariello -
Mass-ah-RELL-oh

