

Table of Contents

Siena and the Capital District	Inside Front Cover
Content/Quick Facts	1
Media Information	2
Follow The Saints	3
2005-06 Outlook	4-5
Seniors	
Antoine Jordan	6
Michael Haddix	7
Juniors	
Levi Osby	8
Mike Beers	9
Mousse Diop	10
David Ryan	11
Sophomores	
Tay Fisher	12
Kojo Mensah	13
Freshmen	
João Braga	14
Marco Johnson	15
Erik Harris	16
Kenny Hasbrouck	17
Justin Maxwell	18
2005-2006 Roster	19
Head Coach Fran McCaffery	20-21
Assistant Coaches/Director of Basketball Operations	22
The Capital Region	23
Athletic Support Services	24-25
Siena College Administration	26-27
Siena College Head Coaching Staff	27
The College	28
Siena College Foundations	29
Pepsi Arena	30-31
2004-2005 Statistics and Results	32-33
2004-2005 Boxscores	34-38
2005-2006 Opponents	39-48
All-Time vs. 2005-2006 Opponents	49-50
Metro Atlantic Athletic Conference	51
Tradition	52
The Record Book	53-73
Siena in the Postseason	74-76
Saints in the Classroom	77
Saints in the Community	78-79
Siena Athletics	80
TV/Radio Roster	inside back cover
2005-2006 Schedule	back cover

Quick Facts

Location	Loudonville, N.Y.
Enrollment	2,900
Founded	1937
Nickname	Saints
Colors	Green and Gold
Conference	Metro Atlantic Athletic
President	Fr. Kevin E. Mackin, O.F.M.
Director of Athletics	John D'Argenio
Associate Athletic Director	Joyce Eggleston
Assistant Athletic Director	Kim Moutz
Assistant Athletic Director	Dennis Bates
Corporate Sales Manager	Scott Knapp
Marketing Manager	Camelia Trahan
Administrative Secretary	Megan Gilligan
Basketball Secretary	Sybille Cowan
Athletic Department Phone	(518) 783-2551
Athletic Department Fax	(518) 783-2992

Team Information

Head Coach	Fran McCaffery, Pennsylvania '82
Record at Siena, Years	First Season
Overall Coaching Record, Years	139-127 (9 seasons; UNC Greensboro/Lehigh)
Assistant Coaches	
Mitch Buonoguro	First Season
Craig Carter	First Season
Adam Chaskin	First Season
Arena/Capacity	Pepsi Arena/14,750
Press Row Phone	518-487-2251
2004-2005 Overall Record	6-24
2004-2005 MAAC Record (finish)	4-14/10th
2004-2005 MAAC Tournament	0-1
Letterwinners Returning/Lost	7/4
Starters Returning/Lost	2/3
All-Time Record	884-743 (.543)
All-Time MAAC Record	146-114 (.561)
MAAC Tournament Record	20-14 (16 appearances)
NCAA Tournament Record	2-3 (three appearances: 1989, 1999, 2002)
Postseason NIT Record	9-5 (five appearances, 1988, 1991, 1994, 2000, 2003)

Sports Information

Sports Information Director	Jason Rich
Office Phone	(518) 783-2411
Office Fax	(518) 783-2992
Home/Cell Phone	(518) 542-7240
Assistant Sports Information Director	Ryan Smith
Office Phone	(518) 783-2411
Sports Information Graduate Intern	Jacob VanRyn



The 2005-2006 Siena College Basketball Media Guide is published by the Siena College sports information office. It was written and edited by sports information director Jason Rich. Assistance was provided by Ryan Smith, Paul Niedbalik, Jake Hill, John Filosa and Gary Domermuth.

It may be purchased for \$10 in the Marcelle Athletic Complex, or by mail for \$13. To do so, please send a check or money order to: Siena College Sports Information Office, 515 Loudon Road, Loudonville, NY 12211-1462. Make check payable to Siena College Athletics.

Design by: Jan Jarvis, Willow Graphics.

Printing by: Walter Snyder Printer, Inc., Troy, N.Y.

Photography by: Stockton Photo, Inc.

Albany and Capital District photos courtesy of Albany County Convention and Visitors Bureau, Inc.

MEDIA INFORMATION

This media guide is intended to enhance your coverage of the 2005-06 Siena College basketball team. This guide will answer most questions you may have concerning Siena basketball. The history of Siena basketball is covered in this publication along with current information. If you need additional help in locating information please feel free to contact Jason Rich in the sports information office at (518) 783-2411.

Working Credentials

Requests for working credentials should be made no later than two days prior to the game. The sports information director reserves the right to deny requests made past that time restraint. If the request is received early enough, passes will be mailed.

Press row is located on the sideline opposite the team benches and on the baseline. Working media are asked not to sit at the scorer's table unless designated to do so by the sports information director.

Photographers are asked to stay along the baseline and must display their credentials. Photographers not displaying credentials will be asked to leave the court area.

Preference will be given to working press and photographers covering the game. Media representatives are asked to prominently display their credentials.

Please direct all requests for credentials to Jason Rich, Siena College, Loudonville, N.Y. 12211-1462. Phone: (518) 783-2411.

Game Services

A game program, along with statistics and pre-game notes, will be provided before the start of each game to the working media. Individual and team statistics, along with a detailed play-by-play, will be available at halftime and 20 minutes after the game.

Telephones and Fax Machine

The media room will be equipped with an outside telephone line and electrical outlets. One fax machine will be available for use after the game. Media are asked to file their story from the press room as opposed to courtside.

Non-Game Interviews

With Fran McCaffery: The best time to reach Fran McCaffery is between 10 a.m. and noon. All discussion should be channeled through the sports information department at (518) 783-2411. Interviews will not be given the day of the game until after the game, with the exception of prearranged live interviews at the Arena.

With the players: All player interviews are to be made through the sports information director. No interviews will take place during scheduled practice time, study hall time, or class time. Please contact the sports information director for all interview requests.

Local Media Coverage

THE TIMES UNION

Box 15000, Albany, NY 12212
Bill Callen (sports editor), Pete Iorizzo (beat reporter)
Phone: (518) 454-5425; Fax: (518) 454-5514

THE GAZETTE

2345 Maxon Road, Schenectady, NY 12301
Cecil Walker (sports editor) Steve Amedio (beat reporter)
Phone: (518) 395-3158; Fax: (518) 395-3072

THE RECORD

501 Broadway, Troy, NY 12180
Kevin Moran (sports editor) James Allen (beat reporter)
Phone: (518) 270-1298; Fax: (518) 270-1204

THE POST STAR

P.O. Box 2023, Glens Falls, NY 12801
Greg Brownell (sports editor) Warren Alber (beat reporter)
Phone: (518) 792-3131 x3291; Fax: (518) 761-1255

Gloversville Leader Herald

8 East Fulton Street, Gloversville, NY 12078
Mike Collar (Sports Editor), Greg McNall (Beat Reporter)
Phone: (518) 725-8616; Fax: (518) 725-7407

ASSOCIATED PRESS

P.O. Box 11010, Albany, NY 12201
Rik Stevens
Phone: (518) 458-7821; Fax: (518) 438-5891

THE PROMETHEAN

Siena College
515 Loudon Road, Loudonville, NY 12211
Phone: (518) 783-2560; Fax: (518) 783-4293

WXXA-TV (FOX)

28 Corporate Circle, Albany, NY 12203
Rich Becker
Phone: (518) 862-0995; Fax: (518) 862-0930

WRGB-TV (CBS)

1400 Balltown Road, Schenectady, NY 12309
Doug Sherman, Tim Mack
Phone: (518) 381-4970; Fax: (518) 346-6249

WNYT-TV (NBC)

15 North Pearl Street, Albany, NY 12204
Andrew Catalon
Phone: (518) 207-4819; Fax: (518) 438-5891

WTEN-TV (ABC)

341 Northern Boulevard, Albany, NY 12204
John Spadafora, Brin Sinkoff
Phone: (518) 436-0771; Fax: (518) 426-4792

CAPITAL NEWS 9

Damien Andrew, Joe Calderone
Phone: (518) 641-7388; Fax: (518) 641-7023

MSG NETWORK

4 Penn Plaza, New York, NY 10001
Phone: (212) 465-5955; Fax: (212) 465-5943

WROW-AM 5906

Johnson Road, Latham, NY 12110
Paul Vandenburg
Phone: (518) 786-6678; Fax: (518) 786-6659

WGY-AM

One Washington Square, Albany, NY 12205
Bob Eller
Phone: (518) 452-4848; Fax: (518) 452-4859

WVCR-FM (88.3)

Siena College
515 Loudon Road, Loudonville, NY 12211
Producer: Neerav Patel, Station Manager: John Kelly
Phone: (518) 783-2400; Fax: (518) 783-4293

Siena on Television

Time Warner Cable (Channel 3)

Rotterdam Junction
Schenectady, NY 12150
Producer: Greg Bobbitt
Phone: 518-242-8831

Press Luncheons

Fran McCaffery and Gina Castelli hold a weekly luncheon/press conference throughout the season. Luncheons begin at 12 p.m. in the conference room of the Marcelle Athletic Complex (unless otherwise noted) and are open to members of the media. Players will be made available if their schedules permit. Call the sports information office for practice times.

Radio Line

Radio lines are available for games. Arrangements should be made by contacting the Pepsi Arena at (518) 487-2014.

Sports Information Staff

Siena College Sports Information, 515 Loudon Road, Marcelle Athletic Complex, Loudonville, N.Y. 12211-1462.
Office: (518) 783-2411, Fax: (518) 783-2992

Jason Rich, Sports Information Director
Office: (518) 783-2411; Cell: (518) 542-7240

Ryan Smith, Assistant Sports Information Director
Office: (518) 783-2377; Cell: (845) 304-7271

Sybille Cowan, Secretary
Office: (518) 783-2551



SIENA

BASKETBALL

FOLLOW THE SAINTS

...On the Radio

All games during the 2005-2006 basketball season can be heard on AM 590 WROW. The move to WROW enables the basketball program to take advantage of one of the most listened to AM radio stations in the Capital Region.

For the fourth consecutive season, Robert Lee will call the action for all the Saints' games both home and away, after serving as the voice of the Siena women's basketball and football teams for the 2000-2002 seasons. Lee is a 1999 graduate of Syracuse University's Newhouse School of Public Communication where he served as the sports director for WAER-FM providing the play-by-play for the Orange basketball, football and lacrosse teams. He also served as an intern for WCPO-TV in his native Cincinnati during the summer of 1997. In the summer of 1999 he was the voice of the Butte Copper Kings in Butte, Montana and in the summer of 2000 he broadcasted for the Dubois County Dragons of the Frontier League.

Lee had served as a sports information/marketing assistant in the department since September of 2000. He is now exclusively responsible for calling the action of all the men's basketball games this season. In addition to serving as the play-by-play voice for the Saints, Lee has held several minor league baseball jobs, most recently with the Albany-Colonie Diamond Dogs in the summer of 2001. A jack-of-all trades, Lee broadcasts various Capital Region sporting events on Time Warner Cable, including: high school football, world team tennis, indoor soccer, the annual Saratoga Yearling Sale, high school football and Siena volleyball and basketball.



Tom Huerter and Robert Lee

Lee will be joined in the booth by color-man Tom Huerter. Huerter enters his ninth year as a member of the Saints' broadcast team. The Ballston Lake, N.Y. native, is a 1991 graduate of Siena with a degree in finance. He played four years for the Saints, from 1987-91, and was a member of the 1989 NCAA Tournament team. During his four-year career, Huerter averaged 6.6 points and 2.9 rebounds while playing in 114 games.

The Siena basketball radio show will air weekly through the season on 88.3 WVCB "The Saint." "The Saint" opened a brand new studio and expanded its power to 35,000 watts as it made its full-time move to the state-of-the-art Sarazen Student Union on the Siena campus. Lee will host the show, which features interviews and insight from men's coach Fran McCaffery and women's coach Gina Castelli.



...On Television

This season, the Siena athletic department is pleased to offer its most comprehensive television package ever. The Saints will appear on TV no fewer than 10 times this year as the department's partnership with Time Warner cable is enhanced. Please refer to the schedule on the back of this guide for all telecasts.

The Siena basketball coaches' show, Saints Alive!, has been expanded this year and will air weekly throughout the basketball season on Time Warner cable. Coaches McCaffery and Castelli will be on hand to recap the week that was, and provide scouting reports and insight on upcoming games.

The Saints also appear on ESPNU and Madison Square Garden Network as part of the MAAC's television package this season. Doug Sherman (below right), the sports anchor at WRGB-TV in Albany, will once again be back to call much of the play-by-play action for the MAAC Television Network. Entering his eighth year behind the microphone, Sherman is no stranger to the league or the Saints, having served as Siena's radio play-by-play announcer from 1989-93 and TV voice the last two years on Time Warner cable.



AM 590
WROW



TIME WARNER
CABLE



...On the Internet

SIENASAINTS.COM

Siena College strives to remain among the national leaders in cutting edge Internet technology through its partnership with the Official College Sports Network (OCSN). The newly-redesigned SienaSaints.com is the one-stop source for all the latest information regarding Siena basketball. This year, all games will be available free on the Internet as well, and live stats will be provided for all men's and women's basketball home games. ■



2005-2006 Outlook – *Expecting the Unexpected*

When Fran McCaffery was named the 14th head coach in Siena men's basketball history on April 1, 2005 it didn't take him long to realize what his newly inherited program means to the surrounding Capital Region Community. He needed only to look around the jam-packed lobby of the Marcelle Athletic Complex.

Cameras flashed and the podium on which he stood was surrounded by microphones. The lobby was filled with media members, politicians, boosters and other local and Siena dignitaries. This was a taste of what the next few months would hold.

Sure, the Saints are coming off a season in which they lost a program-record 24 games. The top three scorers from last year's team are gone. Enter a new coach and a new system, with little time to recruit, and it sounds like a recipe for disaster, or at best, a season to rebuild.

But rebuilding years are not part of the expectations in Loudonville. McCaffery knows what is expected of his program and this was an opportunity for him to tell everybody what they can expect from him.

"I can assure you we're going to play the game the right way," McCaffery said at the time of his hiring. "We're going to play with a purpose, and we're going to push the basketball. A lot of coaches preach defense and we're going to play defense. But we're going to play offense. That's my strength. I've been fortunate to work with some great offensive minds and I feel confident in my ability to create opportunities to score the basketball in transition and in the half court. We'll run, but we'll run with a purpose. Ultimately you have to be able to play half-court basketball. What you'll see is decision making and you'll see a group of young men playing together and competing on a regular basis."

Refreshing comments to a fan base that watched the Saints plod through the last two seasons offensively. In 2004-2005 Siena finished last in the MAAC in both scoring (64.1 ppg) and field-goal percentage (a paltry .375).

But a revised system can only carry you so far, and McCaffery has certainly run into some unforeseen road blocks.

Center **Michael Haddix** (14.9 ppg), a potential Preseason First-Team All-MAAC selection, who became



Senior captain Antione Jordan

the second fastest player in program history to score 1000 career points last year, tore his Achilles' Tendon while traveling with the conference All-Stars this summer in China. He will miss the 2005-2006 campaign, but will return for his senior year next season. MAAC All-Rookie selection Jack McClinton (13.6 ppg) transferred to Miami (Fla.), and the two recruits who had committed to the program were given their out-right release from binding National Letters of Intent.

McCaffery has not thrown in the towel. Instead, he and his staff acted quickly in signing four players who could contribute from the start. He is also happy with who he has returning.

"I feel as though the talent is here to be successful," McCaffery said. "It's easy to look at last year's record and say it's going to take a long time, but I don't believe that. Not only have I done my homework as far as what's gone on recently, but I know a lot of these players and what they have done in the past. They want to win and I assure you that they'll have the proper direction."

Back Court

Of the 14 members on the 2005-2006 roster, 10 are listed as guards. That could be both good and bad news. In the guard-dominated MAAC, Siena figures to hold its own in the back court with an intriguing blend of talented returnees and skilled newcomers.

The makeup of the roster also lends itself well to the up-tempo approach McCaffery has preached. If nothing else, it should be an entertaining group to watch and one that creates mismatches; albeit on both ends of the floor.

Kojo Mensah was the starter at point guard in his first collegiate game last year, nearly guiding Siena to an upset of Pac 10 member Oregon State. In the three games Mensah played as floor general in the BCA Classic as a freshman, he led the team with 11 assists and was second on the squad with 12.7 points and 4.3 rebounds per game. But Mensah was one of the first casualties of Siena's doomed 2004-2005 season, suffering a season-ending stress fracture just eight games into the year.

In preseason works, Mensah is reported to be at 100% and he figures to have the edge running Siena's restructured offense when the season starts. His athleticism fits well with McCaffery's schemes and he is a ferocious defender who can guard any player in the league.

Mensah will be challenged and spotted by freshman **João Braga** who brings international experience to Loudonville. Braga spent this past summer playing in the NBA's prestigious Basketball Without Borders Americas League in Buenos Aires, Argentina. He was selected to the All-Star

team, drawing the praise of some of the top basketball minds associated with the highly-competitive league. Braga has a keen sense for the game and is adept at getting his teammates the ball in useful situations. He is also strong with the basketball and excellent at penetrating the lane and kicking the ball out to the shooters.

Junior **Mike Beers** and sophomore **Tay Fisher** are two players who could benefit dramatically from a new offensive game plan. Two of the purest shooters in the MAAC, each struggled last year to find open looks and were often forced out of their game as the Saints' half-court offense yielded little opportunity.

By spreading the floor and pushing the basketball, the hope is more open looks will arise earlier in the possession. If that's the case, both Beers and Fisher have unlimited range and are capable of carrying the team with their long-distance proficiency.

The sleeper of the group could be freshman **Kenny Hasbrouck** who will compete for minutes immediately at the off-guard. Hasbrouck is a great offensive player with deceptive strength. He is active with and without the basketball and could surprise a lot of people this season.

Walk-ons **Justin Maxwell** and **Marco Johnson** round out the true guards on Siena's roster. Both enjoyed decorated high school careers in the Capital Region. Maxwell is extremely competitive and brings good leadership qualities after serving as the primary threat at nearby Guilderland High School. He also brings athleticism to Siena's deep back court. Johnson is a good shooter who will be a tremendous asset in practice and as a role player.

Front Court

Senior captain **Antoine "Scoop" Jordan** will be called upon for increased production in a variety of roles this year. The four-year starter has had an enigmatic career to date, but the staff is confident he is ready to assume the leadership role this season.

Jordan brings great excitement to the floor and is a versatile threat with the ball. He has the ability to knock down the open jumper, but his true strengths are on display when he drives the lane within the flow of the offense. He is a tenacious rebounder on both sides of the floor and this year will be asked for even more contributions on the glass due to the team's lack of size. Jordan could dictate just how quickly the Saints bounce back to prominence.

Junior **David Ryan** is another player who immediately assumes additional responsibilities due to the loss of Haddix. Ryan has seen time on the outside and in the post in his first two years, but this year he figures to be used almost exclusively at the power forward. He has developed the

strength to compete inside with other MAAC post players and is also a difficult match-up on offense, as he can step out and hit the 3-point jumper.

Mousse Diop is a welcome addition to the Saints' roster after spending the last two seasons playing junior college basketball in Iowa. Diop is a long, athletic, big man who is a great shot blocker and runs the floor extremely well. He plays well above the rim and is an effective offensive player around the basket with tip-ins and rebound put backs.

The Saints figure to get added energy and muscle from undersized junior college transfer **Levi Osby**. Despite his 6-5 size, Osby is potentially one of the top rebounders on the team and a great competitor in the low post.

Walk-on **Eric Harris** completes the 2005-2006 active roster adding much needed depth to the front court. Harris has a great upside which should evolve as he adds strength and becomes adjusted to the Division I game. He is also a talented defensive player who excels at blocking shots.

Schedule

McCaffery and the Saints dive head first into a schedule that features some of the top programs in the Northeast. An ironic opener at McCaffery's alma mater, Pennsylvania, tips off the season on Monday, November 21 at the Palestra. The day after Thanksgiving, the Saints complete their three-year series at 2003 National Champion Syracuse.

Upstart Fordham is the guest for Siena's home opener on November 28 and three days later, perennial Patriot League power Holy Cross comes to Pepsi Arena. The annual Albany Cup will be contested December 3, as the Saints look to take back the trophy from preseason America East favorite UAlbany.

MAAC play yields little relief, as Siena begins the season with its annual Western New York swing, taking on defending champion Niagara on Friday, December 9. A pre-Christmas trip to the University of Massachusetts marks a return to non-conference play and, three days before the New Year, Siena battles Youngstown State in a game the Saints won in four overtimes last season.

The calendar year brings a return trip to defending America East Champion Vermont. Just one non-conference game remains on the docket following the tussle with the Catamounts as Siena competes on ESPN's BracketBuster Saturday on February 18.


The remaining MAAC schedule consists of six home games in January, including a stretch of five home games and just one road trip from January 7-24.

"This year's schedule provides some great challenges and opportunities for our team," head coach Fran McCaffery said. "The kids have worked extremely hard and I'm confident we will be ready once the season starts. I am new to the MAAC, but I am well aware of how competitive the league is and I expect each game on our schedule to be a challenge. I also expect our fans to continue to show their support and come night in and night out for exciting basketball."

McCaffery's expectations seem realistic. Time will tell just how quickly expectation becomes reality. ■

Junior David Ryan

The Seniors



#30 Antoine Jordan


Senior - Guard - Captain
6-4/188
Baltimore, Md./Philadelphia
Christian/ Randallstown

GENERAL...A starter since his freshman season at Siena...Extremely determined young man who will do what it takes to succeed...Tough, creative player who is capable off the dribble and reliable in the open floor...Resourceful and consistent, he can play three positions when called upon...Tremendous athlete with game-changing potential...

Plays best in transition...Dependable shooter who has range to the three-point line...Attacks the offensive glass and has developed into one of the top rebounders in the MAAC for his size...Brings an extra dimension to the team when completely healthy.

2004-2005...Started 19 of 29 games including the first 18 of the season...Led the team in rebounding with 5.8 rpg, finished fourth on the team in scoring with 7.4 ppg and ranked second with 61 assists...Reached double figures 11 times...In each of his five double-digit rebounding games, he recorded double-doubles...Grabbed a career-high 11 offensive caroms against Marist (1/7)...Led the team in scoring three times...Hit on 76.6% of his free throws...His 1.30 assist-to-turnover ratio was the best on the team...Tied for second on the team in blocks with 11...Led the team in steals with 48, averaging 1.7 spg...Started all 11 non-conference games, averaging 8.0 ppg and 5.6 rpg...In tournament game against Iona (3/4), was one of three in double-figures as he finished with 12 points and a team-high seven rebounds.

2003-2004...Started 21 of 25 games, missing five contests in the middle of the season with a severe ankle injury...Returned to finish third on the team in scoring with 9.4 ppg and rebounding with 6.5 boards per contest despite never being at full health...Reached double figures 11 times and in five of last six games...Finished ninth nationally in free throw percentage (88.7%)...Scored 20 points and grabbed eight boards in victory at Atlantic 10 member Duquesne (11/29)...Backed up that effort with 17-point, 10 rebound game against Monmouth (12/2)...Set career high in scoring with 21 points in win over Iona (1/19)...Posted four double-doubles and five 10+ rebounding efforts.



2002-2003...Had an immediate impact averaging nine points, 5.3 rebounds and 26.2 minutes per game...Minutes were most played by a freshman since Geoff Walker (1994)...Reached double figures in 14 of 32 games played...Started final 19 games of season...Connected on 40.4% of three-point shots—the best percentage on the team...Recorded five or more rebounds in 13 of last 14 games...Scored 16 points on four occasions, and pulled down season-high 15 rebounds against Marist (2/1/03)...Scored 16 points and hauled down nine rebounds while converting 3-of-4 three-point opportunities in win over Providence (1/4/03).

BEFORE SIENA...Did not play senior year, as prep school (Celestial Academy) he was attending closed down mid-season...As a junior he averaged 18 points, six assists and seven rebounds at Randallstown High School, which won the Class AAA State Championship...Named All-City, All-County and All-Metro as a junior...Selected MVP of Mayor's Holiday Tournament two years in a row...In the summer he was selected All-Tournament at every major AAU Championship he attended and was named an All-American at the senior nationals.

PERSONAL...Born March 10, 1983 in Baltimore...A marketing and management major at Siena.

Career Highs

- Points:** 21 vs. Iona 1/19/04
- Rebounds:** 15 three times—most recent vs. Canisius 1/17/05
- Assists:** 9 vs. Canisius 2/26/04
- Steals:** 5 at Fairfield 1/30/03
- Blocks:** 2 at Canisius 1/25/04
- FG Made:** 7 twice—most recent at Duquesne 11/29/03
- FG Attempted:** 17 at Canisius 1/25/04
- FT Made:** 8 twice—most recent vs. Canisius 2/26/04
- FT Attempted:** 9 vs. Canisius 2/26/04
- Minutes:** 38 twice—most recent vs. Marist 3/5/04

2004-2005 Highs

- Points:** 16 twice—most recent vs. Manhattan 2/1
- Rebounds:** 15 twice—most recent vs. Canisius 1/17
- Assists:** 6 vs. Canisius 1/17
- Steals:** 4 three times—most recent at Iona 2/26
- FG Made:** 6 at Marist 1/7
- FT Made:** 7 vs. Iona 12/11
- Minutes:** 36 at Fordham 12/23

The Antoine Jordan File

What was the last book that you read?

Fear No One Allen Iverson's autobiography

What is your favorite bus movie?

Above the Rim

Who is the opponent that you would most like to beat and why?

I would like to beat whoever is number one, because it would prove that we belong on top

If you could control how fans think, what would you like your legacy with the Green and Gold to be?

I would like to them to remember that I played hard every game, and that I enjoyed playing for Siena

If you were writing a story about this team, what would you say they are capable of?

I would say we are capable of going from unknown and not respected to winning the MAAC Championship

If we caught you sneaking a treat, what kind of food is your guilty pleasure?

Reese's Peanut Butter Cups

Tell me something about you that might surprise me?

I like to joke around

What makes this team special?

We all know what we have to do and how hard we have to work to do it

Jordan Career Stats

year	g/gs	fg	fga	fg%	3fg	3fga	3fg%	ft	fta	ft%	pts	avg	reb	avg	pf/dq	ast	blk	to	stl	min
02-03	32/19	76	170	.438	36	89	.404	57	75	.760	289	9.0	170	5.3	63/2	75	6	61	54	839
03-04	25/21	74	219	.338	24	79	.304	63	71	.887	235	9.4	163	6.5	48/1	72	8	49	37	680
04-05	30/19	75	227	.330	17	76	.224	61	79	.772	228	7.6	175	5.8	74/2	61	11	49	50	824
Totals	87/59	225	616	.365	77	244	.315	181	225	.804	752	8.6	508	5.8	185/2.1	208	25	159	141	2,343

The Seniors



#33 Michael Haddix

Senior - Center
6-6/253
**Vineland, N.J./St. John Neumann/
 St. Augustine Prep**

GENERAL...Will red-shirt 2005-2006 season after injuring Achilles' tendon on trip to China with MAAC All-Stars in Summer of 2005...Dominant post presence who plays well above his size ...One of the top big men in the MAAC...Fierce competitor who is extremely creative with the basketball around the hoop...

Exceptional rebounder...Returned to preseason work this season in best shape of career ...A Second-Team All-MAAC selection as a sophomore, and All-Rookie pick as a freshman...Powerful force around the basket with a drive for rebounding...Confident and seasoned, the team's go-to player.

2004-2005...A fracture in his left-leg forced him to miss 17 games including the seasons final 12...Became the second fastest player in school history to eclipse 1000 career points at Manhattan (12/9) just 68 games into his career...Started 11 of the 12 games he played...Paced the team in scoring with a team-high 14.9 ppg and in rebounding with 6.4 rpg...Led the team in scoring six times on the season ...Recorded double-figures in all but the final game he played in on the season, scoring 20+ points twice on the year...Posted two double-digit rebounding games and two double-double's on the season...Grabbed seven offensive rebounds in first double-double of the season against cross-town rival Albany (11/23).

2003-2004...Second-Team Preseason and Postseason All-MAAC selection... MAAC All-Academic Team and Honor Roll member...Started 28 of the 29 games he played...Led the squad with 15.6 points and 9.0 rebounds per game...Finished sixth in the MAAC in scoring and second in rebounding...Posted team-high nine double-doubles...Reached double figures in scoring 25 times and scored 20 or more points nine times...Ended regular-season averaging 20.3 points and 9.5 rebounds over the final six games (team went 5-1)...His 9.0 rebounds were the most since 1992-93 (Lee Matthews-10.8)... Scored career-high 26 points and corralled 11 rebounds versus Niagara (12/6)...Scored 20 or more points and grabbed 10 or more rebounds in each of the Saints' final three regular-season games...Shot 48% from the floor and led team with 36 blocks (5th in MAAC).

2002-2003...Enjoyed the most productive rookie season of any player ever to don the Green and Gold...Selected to MAAC All-Rookie Team...Named MAAC Rookie of the Week four times... Set freshman scoring records with 440 points and 13.8 points per game...Pulled down 72 rebounds per game—the highest total for any Siena player in the past decade at the time...

Started final 27 games of season...Reached double figures in 25 of 32 games...Had seven or more rebounds in 19 games...Registered four double-doubles...Shot 52% from the field and 69% from the free-throw line...Scored 20 points and grabbed 11 rebounds in victory over Providence (1/4/03)... Notched three consecutive double-doubles to end the season against Rider (2/23/03), Manhattan (2/27/03) and Saint Peter's (3/1/03)...Recorded 21 points and five rebounds in narrow loss to nationally ranked Xavier and consensus All-American David West... Scored 20 or more points four times.

BEFORE SIENA...Averaged better than 18 points and nine rebounds at highly regarded St. John Neumann...Selected Second-Team All-State, All-Atlantic City Press, Philadelphia Daily News Co-Player of the Year and Philadelphia Inquirer South Jersey Boys Basketball Player of the Year as a senior at St. John Neumann...Selected Honorable Mention All-Catholic as a junior at St. Augustine.

PERSONAL...Born August 23, 1984 in Philadelphia...A biology major at Siena who aspires to be an orthopedic surgeon upon graduation...Chose Siena over Princeton and Pennsylvania...Father Michael played eight seasons in the NFL with the Philadelphia Eagles and Green Bay Packers.

Career Highs

- Points:** 26 twice—most recent vs. Oregon St. 11/17/04
- Rebounds:** 16 vs. Saint Peter's 3/1/03
- Assists:** 4 at Winthrop 12/5/04
- Steals:** 3 four times—most recent at Winthrop 12/5/04
- Blocks:** 5 vs. Fairfield 3/6/04
- FG Made:** 11 vs. Canisius 2/26/04
- FG Attempted:** 19 at Manhattan 2/15/04
- FT Made:** 10 three times—most recent vs. Oregon State 11/17/04
- FT Attempted:** 14 at Iona 2/9/03
- Minutes:** 37 at Manhattan 2/15/04

2004-2005 Highs

- Points:** 26 vs. Oregon State 11/17
- Rebounds:** 10 twice—most recent vs. Manhattan 12/9
- Assists:** 4 at Winthrop 12/5
- Steals:** 3 twice—most recent at Winthrop 12/5
- FG Made:** 8 vs. Oregon State 11/17
- Blocks:** 2 vs. Fairfield 1/12
- FT Made:** 10 vs. Oregon State 11/17
- Minutes:** 37 at Manhattan 2/15/04

The Michael Haddix File

When growing up, what basketball player did you most want to be like and why?

My favorite player while growing up was Charles Barkley. I admired him because he was undersized and an overachiever

Who has been the most instrumental in you making it to the Division I level of basketball?

My father was definitely the one who inspired me to make it to this level

What is your favorite sports team?

The Philadelphia Eagles

If you could play one person and learn from them, who would it be and why?

Charles Barkley again, because I strive to be like him and I would like to get some tips

If you are to set up the perfect basketball situation for yourself, describe it?

My perfect basketball situation would be one-on-one with five seconds left when we are down by one point

What made you choose Siena?

Being able to play in the Pepsi Arena, meeting the coaches and all the people on campus

What men's basketball player best represents the game that you play?

Malik Rose

On those long bus rides, what song would we hear you play the most?

Anything by Otis Day

Haddix Career Stats

year	g/gs	fg	fga	fg%	3fg	3fga	3fg%	ft	fta	ft%	pts	avg	reb	avg	pf/dq	ast	blk	to	stl	min
02-03	32/27	163	313	.521	0	0	.000	114	166	.687	440	13.8	229	7.2	98/3	15	27	40	20	836
03-04	29/28	179	373	.480	0	1	.000	94	150	.627	452	15.6	261	9.0	74/3	15	36	57	14	864
04-05	12/11	67	152	.441	0	0	.000	45	76	.592	179	14.9	77	6.4	37/3	7	5	25	10	356
Totals	73/66	409	838	.488	0	1	.000	253	392	.645	1,071	14.7	567	7.7	209/9	37	68	122	44	2,056

The Juniors



#2 Levi Osby

Junior - Forward
6-5/226
Richmond, Va./Frederick
**Community College/
Thomas Jefferson**

GENERAL...Athletic, strong talent who is active on the glass...Competitive, versatile junior college transfer who adds an immediate presence to the Saints' lineup...An

explosive threat who can score, rebound and block shots.

BEFORE SIENA...Was one of the most improved players in the Maryland JUCO Conference last season...Averaged 10.5 points and 6.5 rebounds in 31 games played...Shot 55% from the floor and compiled 48 blocks, helping Frederick to a 27-4 overall record and a #7 ranking in the final NJCAA poll.

PERSONAL...Born August 20, 1984...A sociology major who would like to work in the field of social work upon graduation.



The Levi Osby File

What is the funniest or strangest thing that has happened to you while you have been playing basketball?

One time I shattered the backboard without even trying

What does your off season routine consist of?

I play lots of basketball all year round

If I am not playing basketball, in 10 years I would like to be...

Coaching

What leisurely activities did you do this summer?

I played basketball in the "Great Richmond Summer League"

If I could go anywhere in the world with anyone, where would you be and with who?

I would go to Africa with my mother

What makes this team special?

The special thing about this team is the unity that we share

What is your favorite book?

Malcolm X: Biography

Off the court, what has been the most rewarding thing about Siena?

The friends that I have made so far

What is the most unpopular movie that you love?

Desperado

Who has been the most instrumental person in helping you make it to the Division I level of basketball?

My mother


What is your goal for the season?

My goal is to get better every day

What made you choose Siena?

The coaching staff

The Juniors



#3 Mike Beers

Junior - Guard
6-2/174
Broadalbin, N.Y./
Blair Academy/
Broadalbin-Perth

GENERAL...A deadly 3-point shooter whose range comes into focus when he walks into the gym... Possesses quick release and deceptive athleticism...A combo guard who has improved handle and defense to earn more minutes on the floor...Should be able to play to his strength more this season with team's new up-tempo style.

2004-2005...Played in 19 games...Missed first five games of the season with a broken left hand...Comeback game saw eight points at Winthrop (12/5)...Recorded double-figures in scoring twice...In each of his double-digit scoring games, he converted three 3-pointers...Was held scoreless over final seven games, averaging just under four minutes per game.

2003-2004...Appeared in all 30 games...Reached double-figures five teams, highlighted by 17-point outburst before a nationally televised audience (ESPN2) at Fairfield (1/31)...Shot 36% from 3-point range converting team-high 42 threes...Shot 77.8% from the free-throw line...Started three games...Named MAAC Rookie of the Week (11/24) following his collegiate debut where he scored five points and grabbed seven rebounds vs. Albany (11/21)... Played 28 minutes and scored 11 points (3-for-5 from 3-point range) in narrow loss to NCAA Tournament participant Providence (12/28).

BEFORE SIENA...Attended Blair Academy in New Jersey as a senior where he played with two players who are now in the NBA...Was selected Third-Team All-State in New Jersey following senior year, where he set a school record for 3-pointers in a season...Named Section II MVP as a junior at Broadalbin-Perth High School just west of Albany...Honored as a Channel 13 All-Star and a member of the Foothills All-Star Team...Led Broadalbin-Perth to back-to-back Section Championships as a sophomore and junior...A true student-athlete, he was named Most Improved Student and listed on Principal's List as a senior.

PERSONAL...Born June 11, 1984 in Schenectady, N.Y...A marketing and management major at Siena.



The Mike Beers File

Who has been most instrumental in you making it to the Division I level of basketball?

My parents pushing me and always being there

Who are your favorite sports teams?

NBA- Chicago Bulls NFL- Oakland Raiders

If you could play one person and learn from them, who would it be and why?

Doremus Bennerman '94. I've seen what he could do

Who first introduced the game of basketball to you?

My father Bill Beers taught me everything I know

What do you hope teammates think about when they are asked to describe you?

That I am unselfish

If you had a motto to live by, what would it be?

Never lose hope!

If you could be interviewed by one person in the media, who would it be and why?

Dick Vitale. It would be an exciting interview

What did your off-season workout routine consist of?

Running, shooting, and dribbling

Tell us something about you that might surprise us?

I play the piano

2004-2005 Highs

Points: 11 twice--most recent vs. Fairfield 1/12

Rebounds: 5 vs. Vermont 12/28

Assists: 2 at Loyola 2/24

Steals: 2 at Fordham 12/23

FG Made: 4 twice--most recent vs. Fairfield 1/12

FT Made: 2 at Fairfield 1/22

Minutes: 21 vs. Canisius 1/17

Career Highs

Points: 17 at Fairfield 1/31/04

Rebounds: 7 vs. UAlbany 11/21/03

Assists: 2 several times

Steals: 2 several times

FG Made: 6 at Fairfield 1/31/04

FG Attempted: 12 vs. Monmouth 12/2

FT Made: 2 several times


FT Attempted: 3 twice--most recent at Fairfield 1/22

Minutes: 34 at Fairfield 1/31/04

Beers Career Stats

year	g/gs	fg	fga	fg%	3fg	3fga	3fg%	ft	fta	ft%	pts	avg	reb	avg	pf/dq	ast	blk	to	stl	min
03-04	30/3	52	142	.366	42	117	.359	7	9	.778	153	5.1	44	1.5	42/1	17	0	14	17	379
04-05	20/0	18	63	.286	13	52	.250	3	5	.600	52	2.6	20	1.0	20/1	9	0	10	3	176
Totals	50/3	70	205	.341	55	169	.325	10	14	.714	205	4.1	64	1.3	62/2	26	0	24	20	555

The Juniors



#13 Mousse Diop

Junior - Forward/Center
6-9/209
Dakar, Senegal/
Iowa Western CC/
St. Catherine JC/
Institution St. Jeanne D'Arc

GENERAL...Junior college transfer who is a welcome addition to the Saints' depleted front court...Tremendous shot blocker who runs the floor very well...Brings great size and wingspan to the post...Hard worker with a large upside.

BEFORE SIENA...Averaged four points, 10 rebounds and three blocked shots per game as a freshman at St. Catherine's Junior College in Springfield, Ky., before transferring to Iowa Western CC for this past season...At Iowa Western, he averaged 2.1 points and 1.9 rebounds.

PERSONAL...Born October 13, 1983 in Senegal...A finance major at Siena.



The Mousse Diop File

When you were growing up what basketball player did you most want to be like and why?

Michael Jordan because he played every game like it was his last

What is your favorite sports team?

San Antonio Spurs

If you could play one person one-on-one and learn from them, who would it be and why?

Hakeem Olajuwon, because he is one of the best post players in the game

What made you choose Siena?

I really liked the coaching staff

What was your single best feeling during your playing career?

When we advanced to the National Tournament last year (at Iowa Western)

What is your goal for this season?

To win the MAAC Championship

If I am not playing basketball, in 10 years I would like to be...

At home and the head of my own business

If you could control how fans think, what would you like your legacy in the Green and Gold to be?

I would like to be remembered as a hard working man

If you could change one thing about our world, what would it be?

I'd eliminate poverty and hunger

The Juniors



#34 David Ryan

Junior - Forward
6-7/210
Eastchester, N.Y./Eastchester

GENERAL...Has improved tremendously since arriving at Siena...A versatile talent who brings another dimension to the Saints' frontcourt...Creates mismatches with his inside-outside offensive game...Great work ethic and knowledge of the game...Possesses consistent mid-range game and range beyond 3-point arc...Adds quality depth to several positions...Will likely see most action this season at the 4...Red-shirted freshman season at Siena, a move that has paid dividends...Has developed great confidence and will be counted on for leadership in Siena's young, inexperienced front court.

2004-2005...Started nine of 27 games...Ranked second on team with 11 blocks...Recorded double-figure scoring outputs in five games...Collected career-high 13 rebounds against Fairfield (1/12)...Finished fifth on team in rebounding with 4.0 rpg...Shot 55% (11-of-20) over the last eight games of the season...Scored 13 points and grabbed six rebounds at Saint Peter's (1/24)...Missed two games with a shoulder injury that hampered him all season...Scored 13 points and had six rebounds at Saint Peter's (1/24)...Shot 75% from the free-throw line.

2003-2004...Played in 26 of 30 games...Closed season strong, scoring 18 points in the Saints' final two MAAC Tournament games (7 vs. Fairfield - 3/6, 11 vs. Niagara - 3/7)...Shot team-best 43.8% from 3-point range...Scored 10 points in 15 minutes in breakthrough effort against Niagara (12/6)...Connected on 84.6% of his free-throw attempts, converting first five attempts of his career.

2002-2003...Took advantage of NCAA red-shirt policy and sat out first year with the Saints.

BEFORE SIENA...Averaged 24 points and 10 rebounds per game his senior season at Eastchester...Named MVP of Conference 2B...All-Section I selection...Second-Team *Journal News* and Sixth-Team All-New York State...Con-Ed Award winner...Toured country with NBA Wiz Kids displaying ball-handling expertise while growing up.

PERSONAL...Born April 27, 1984 in New York...One of six children...Chose Siena because of its prestigious academic reputation as well as the coaching staff...A psychology major at Siena.



The David Ryan File

Who has been most instrumental in you making it to the Division I level of basketball?

My parents

What is your favorite sports team?

The New York Rangers

If you had a motto to live by, what would it be?

"Treat others the way that you want to be treated"

What do you hope teammates say when they are asked to describe you?

I hope they think of me as a hard worker and a good teammate

If I am not playing basketball, in 10 years I would like to be...

Successful, with a family

What was the last book you read?

Angels and Demons by Dan Brown

What made you choose Siena?

I chose Siena for its location and the size of the campus

Who first introduced the game of basketball to you?

My father

What is your goal for this season?

I hope that we win the MAAC championship

What leisurely activity did you do this summer?

I read

2004-2005 Highs

Points: 13 at Saint Peter's 1/24

Rebounds: 13 vs. Fairfield 1/12

Assists: 3 vs. New Orleans 11/19

Steals: 3 at Fairfield 1/22

FG Made: 5 at Saint Peter's 1/24

FT Made: 3 several times

Minutes: 44 vs. Fairfield (3/4/05)

Career Highs

Points: 13 at Saint Peter's 1/24/05

Rebounds: 13 vs. Fairfield 1/12/05

Assists: 3 vs. New Orleans 11/19/04

Steals: 3 at Fairfield 1/22/05

FG Made: 5 at Saint Peter's 1/24/05

FG Attempted: 10 vs. Manhattan 2/1/05

FT Made: 3 several times

FT Attempted: 4 several times

Minutes: 44 vs. Fairfield (3/4/05)

Ryan Career Stats

year	g/gs	fg	fga	fg%	3fg	3fga	3fg%	ft	fta	ft%	pts	avg	reb	avg	pf/dq	ast	blk	to	stl	min
03-04	26/0	23	55	.418	14	32	.438	11	13	.846	71	2.7	26	1.0	40/1	10	2	10	6	222
04-05	28/9	42	124	.339	17	59	.288	24	32	.750	125	4.5	110	3.9	79/5	17	12	45	10	537
Totals	54/9	65	179	.363	31	91	.341	35	45	.777	196	3.6	136	2.5	119/6	27	14	55	16	759

The Sophomores



#4 Tay Fisher

Sophomore - Guard
5-9/161
Kingston, N.Y./Kingston

GENERAL...Prolific scorer with a deadly 3-point shot...Fearless, tough competitor with a great basketball mindset...Possesses excellent ball skills and tremendous upside...Tough-nosed defensive player who has worked hard in the offseason and returned to school in great physical shape.

2004-2005...Started in 10 of the 29 games he played...Tied for team-high with 45 3-pointers...Reached double-figures in scoring in 10 games...Converted two or more treys in 12 games...All but eight of his field goals were

from beyond the arc...Led the team in scoring once...Scored season-high 16 points in over-time loss to Canisius (1/17)...Dropped five treys including the game-winning shot at Youngstown State (12/14)...Led the team in free-throw accuracy with an 82% success rate on his charity stripe visits.

BEFORE SIENA...Finished career as the all-time leading 3-point shooter in New York State, earning recognition in *Sports Illustrated's* Faces in the Crowd segment...Scored over 2,000 points at Kingston High...Also holds record for most points scored in a single game (61)... Was named Sportsman of the Year at Kingston following his senior year.

PERSONAL...Born March 10, 1986 in Kingston...A psychology major at Siena who aspires to work with children...Chose Siena because of the relationships he formed with the coaching staff, the College's environment and its proximity to home...Has two brothers (one older and one younger) and two older sisters.



The Tay Fisher File

Who has been most instrumental in you making it to the Division I level of basketball?

Both my father and my coaches have helped me reach the level of play that I am currently at

If you could play one person and learn from them, who would it be and why?

I would want to play Jason Kidd because he is my favorite player

What do you hope your teammates think about when they are asked to describe you?

I hope they will think about how I stand out from everyone else because of my personality

What made you choose Siena?

The main reasons were the coaches, the fans, and the Pepsi Arena

What was your single best feeling during your playing career?

The best feeling I ever had in basketball was when I had the most 3-pointers in New York State history and when I scored over 2000 points in my high school career

If you could control how fans think, what would you like your legacy in Green and Gold to be?

I would want to be remembered for how I was the hardest working and best shooting player that Siena has ever had

If you had a motto to live by, what would it be?

"Size does not matter when it comes to playing basketball"

If you were to set up the perfect basketball situation for yourself, describe it.

The perfect situation for me would have to be me coming off of eight screens (for a wide open jumper)

What is your goal for this season?

My major goal this season is to play to the best of my ability and hopefully everything else will work itself out

Tell us something about yourself that would surprise us.

I love to work with kids

What has been the most surprising thing about your college experience so far?

The most surprising thing for me was when I hit the game-winning 3-point shot at Youngstown State

Who first introduced the game of basketball to you?

My father

What is your favorite

NBA team?

The New Jersey Nets

Fisher Career Stats

year	g/gs	fg	fga	fg%	3fg	3fga	3fg%	ft	fta	ft%	pts	avg	reb	avg	pf/dq	ast	blk	to	stl	min
04-05	30/10	54	176	.307	46	156	.295	18	22	.818	172	5.7	41	1.4	61/1	32	0	26	14	591

Career Highs

Points: 16 vs. Canisius 1/17/05

Rebounds: 5 vs. Oregon State 11/17/04

Assists: 4 twice-most recent
at Rider 1/29/05

Steals: 2 twice-most recent
at Youngstown State 12/14/04

FG Made: 5 at Youngstown State 12/14/04

FG Attempted: 14 at Youngstown State
12/14/04

FT Made: 4 twice-most recent
at Fairfield 1/22/05

FT Attempted: 5 twice-most recent
at Fairfield 1/22/05

Minutes: 35 at Youngstown State 12/14/04

The Sophomores



#5 Kojo Mensah

Sophomore - Guard

6-1/183

Brooklyn, N.Y./

Notre Dame Prep/

Bishop Laughlin (N.Y.)

GENERAL...Determined talent with great floor vision and exceptional defensive skill...Creative passer and capable scorer...The likely starter at point...Athleticism and resiliency are chief attributes.

2004-2005...Started in eight of 12 games...A stress fracture in his left leg forced him to miss 17 games...Started the first seven games of the season...Posted

double-figures four times including in the first three games of his college career...In first three games, he averaged 12.7 ppg, 4.3 rpg, 3.7 apg and 2.7 spg...Three times he tallied four steals...Dished out four or more assists in five games...Hit on 9-of-11 free throws en route to a career-high 15 points against Pepperdine (11/18).

BEFORE SIENA...Named Student-Athlete of the Year at Bishop Laughlin as a senior...Selected Second-Team All-New York City...Most Valuable Player of Five Star Camp...Most Valuable Player at Eastern Invitational...Led the Catholic High School Athletic association in scoring as a senior...Attended ABCD All-American Camp with 100 top players from across the country.

PERSONAL...Born April 1, 1985 in Brooklyn...A marketing and management major at Siena...Chose Siena because of its academic reputation...Actively involved in his local community, he volunteered in activities ranging from helping out at homeless shelters to working camps teaching under privileged youth...Returned from fractured leg sophomore season in high school despite concerns he would never be the same player again.



The Kojo Mensah File

What basketball player did you most want to be like growing up? Why?

Isaiah Thomas, because of how tough and hard he played every game

Who has been most instrumental in you making it to the Division I level of basketball?

My father

Who first introduced the game of basketball to you?

My neighborhood, everything revolved around basketball there

What made you choose Siena?

This was the best situation for me

If you had a motto to live by, what would it be?

Life is what you make it

On those long bus rides, what song would we hear you play the most?

Jay-Z "Imaginary Player" and "Never Change"

What did your off-season workout routine consist of?

Running and a lot of skill development

If we caught you sneaking a treat, what kind of food is your guilty pleasure?

Raisinettes or Twix

If I am not playing basketball, in 10 years I would like to be...

In sports management or a sports agent

If you could go anywhere in the world with anyone, where would you be and with who?

Africa, with my parents

Do you have any family members or friends who are famous?

My uncle was the ambassador for Ghana in the United Nations

If you could change one thing about our world, what would it be?

The amount of jealousy people have

What is your favorite book?

The DaVinci Code

What has been the most surprising thing about your college experience so far?

The lack of sleep I get

Career Highs

Points: 15 vs. Pepperdine 11/18/04

Rebounds: 6 at Canisius 2/5/05

Assists: 5 vs. Manhattan 2/1/05

Steals: 4 several times

FG Made: 5 vs. New Orleans 11/19/04

FG Attempted: 14 vs. New Orleans 11/19/04

FT Made: 9 vs. Pepperdine 11/18/04

FT Attempted: 11 vs. Pepperdine 11/18/04

Minutes: 33 vs. New Orleans 11/19/04

Mensah Career Stats

year	g/gs	fg	fga	fg%	3fg	3fga	3fg%	ft	fta	ft%	pts	avg	reb	avg	pf/dq	ast	blk	to	stl	min
04-05	12/8	20	71	.282	1	13	.077	28	48	.583	69	5.8	40	3.3	22/0	36	0	44	17	262

The Freshmen



#11 João Braga

Freshman - Guard

6-3/194

**Sao Paulo, Brazil/
Guilherme Dumont Villares**

GENERAL...True point guard who makes those around him better through his deft distribution of the basketball...Brings international experience to the Siena program with basketball knowledge well beyond his years...Strong, competitive player who is comfortable with the basketball on the perimeter or driving the lane.

BEFORE SIENA...Made a name for himself this past summer when he was selected to the All-Star team in the NBA's Basketball Without Borders Americas Program...Played for several

club teams in Brazil, including: Continental Parque Clube (finished fourth in the Sao Paulo) from 1995-2000, Circulo Militar de SP in 2001, CA Monte Libano in 2002 (finished third in state), Sao Paulo FC (was selected to the all-star team) in 2003 and A Hebraica de SP (finished third in state) in 2004.

PERSONAL...Born on September 15, 1987 in Sao Paulo, Brazil...An undecided business major at Siena...Has one younger sister, Barbara (14).



The João Braga File

Who has been most instrumental in you making it to the Division I level of basketball?

Definitely my dad

What's your favorite sports teams?

All the New York teams because it's my new home

If you could play one person one-on-one who would it be and why?

Pistol Pete. He was one of the greatest showman players. Also there's not much footage of him, so I'm curious

Who first introduced the game of basketball to you? Explain.

My dad when I was five. He was a player and a coach

What made you choose Siena?

They wanted me so bad here and that made me want them too

On those long bus rides what song would we hear you play the most?

U2 "Where the Streets Have No Name"

What was your single best feeling during your playing career?

Probably when I was 12 and I hit two winning free throws in an important game

If you could be interviewed by one person in the media, who would it be and why?

Silvio Santos. He is the smartest and most charismatic television host in Brazil

What did your off-season workout routine consist of?

I practiced with my Brazilian team five times a week and lifted three times with a personal trainer

What is your goal for this season?

To get the most playing time I can while experiencing the excitement of American College Basketball

Tell me something about you that might surprise me?

JG stands for Joao Guilherme (my whole first name) and its translation is John William

Who on the coaching staff would you most like to play one-on-one and why?

Coach Buonaguro. He's got a nice shot

What has been the most surprising thing about your college experience so far?

Time management is challenging in college even for an organized person like myself

The Freshmen



#24 Marco Johnson

Freshman - Guard

6-1/152

Amsterdam, N.Y./Amsterdam

GENERAL...Walk-on from the Capital Region who enjoyed a standout high school career... Great shooter who will add depth to the Saints' perimeter.

BEFORE SIENA...A Big Ten All-Star at Amsterdam as senior when he led the conference in 3-point field goals...Selected to the Julius Girmindl All-Tournament Team as a junior and senior...Tied the Big Ten record with eight 3-pointers in a single game as a senior...Was also selected team MVP as a senior.

PERSONAL...Born January 25, 1987 in Schenectady...An undecided business major who would like to become a financial advisor...Chose Siena because of its academic reputation and the community environment over schools such as Princeton, Columbia, Yale and Colgate...Has two younger brothers, Dino (16) and Antonio (12).



The Marco Johnson File

When you were growing up, what basketball player did you most want to be like and why?

I wanted to be like Michael Jordan because he was the best player in the NBA and brought a unique style of play to the sport

What is your goal for the season?

My goal is to work as hard as possible during practice so when the time comes for me to step up for the team I will be prepared to do so

What was your single best feeling during your playing career?

The feeling I had after tying the Big Ten record by making 8-10 3-point shots in my senior season

What's your favorite book?

The Life You Imagined by Derek Jeter

What has been the most surprising thing about your college experience so far?

I am very surprised with how well I get along with my roommate

What is your favorite bus movie?

Any movie with Adam Sandler in it

If you had a motto to live by what would it be?

"Live life to the fullest and never settle for anything less"

On those long bus rides, what song would we hear you play the most?

"California" by Phantom Planet

Tell me something about you that might surprise me?

I enjoy playing the guitar and singing

If we caught you sneaking a treat, what kind of food is your guilty pleasure?

I really like ice cream

Who is the opponent that you most want to beat this year and why?

I want to beat Syracuse because they are well known for their basketball program and are consistently ranked in the top-25 nationally

Who on the coaching staff would you most like to play one-on-one and why?

I would like to play Coach Maciariello because he was a former Siena basketball player


If you had one basketball dream that could be made a reality, what would it be?

My basketball dream is to play in the NCAA tournament

What is the most unpopular movie that you love?

I like the movie Spaceballs

The Freshmen



#32 Erik Harris

Freshman - Center
6-9/192
Swedesboro, N.J./
**Bishop Eustace Prep/
Kingsway Regional**

GENERAL...Long walk-on who adds much needed depth to the Saints' front court...Good defensive player who excels at blocking shots...Could be a force in the paint with added strength.

BEFORE SIENA...Named Second-Team All-Tri County and selected to the All-Tournament Team in the Moorestown Invitational...An Al Carino All-Star who finished second in the South Jersey Slam Dunk Contest...Also excelled

in track where he was named Second-Team All-Parochial in the high jump.

PERSONAL...Born January 15, 1987 in Camden, N.J...A biology major at Siena who aspires to be a pediatrician...Chose Siena over Yale, Princeton and Columbia because of the campus and location...Brother Marc (19) attends Rowan University...Also has younger brother, Dexter (11).



The Erik Harris File

When growing up, what basketball player did you most want to be like and why?

David Robinson because he was as great a person as he was a player and that can't be said for many people

What has been most instrumental in you making it to the Division I level of basketball?

My stubbornness. Many people told me I could not, but I never gave anyone the power to stop me from doing what I wanted to do

What do you hope teammates think about when they are asked to describe you?

That I am someone who plays hard and gives everything they have every night

If you had a motto to live by, what would it be?

Only God can judge me

If you were writing a story about this team, what would you say they are capable of?

This team could only be limited by itself. If we play hard and play together I like our chances

If you could be interviewed by one person in the media, who would it be and why?

Woodie Paige, because he's so crazy and energetic. That's the complete opposite of myself

What is your goal for this season?

To make an impact wherever and whenever I can

If we caught you sneaking a treat, what kind of food is your guilty pleasure?

I can't resist a donut

What leisurely activities did you do this summer?

Ate, slept, played basketball

If you could go anywhere in the world with anyone, where would you be and who would you take?

I would take my mom to Disney World because she has never been there before

If you could change one thing about our world, what would it be?

Poverty. When we have so much it's a shame we do not give to those who have so little

What was the last book you read?

The Kite Runner by Khaled Hosseini

What makes this team special?

We are a unique blend with J(oão)G (Braga) being from Brazil and Mo(usse Diop) coming from Senegal

Off the court, what has been the most rewarding thing about being at Siena?

The class size is small and the teachers are always willing to help

The Freshmen



#41 Kenny Hasbrouck

Freshman - Guard

6-3/191

**Capital Heights Md./
Maine Central Institute/
Cardinal Gibbons**

GENERAL...Described as a late bloomer who could pay immediate dividends...The first recruit signed by McCaffery and staff...Tremendous offensive talent who will compete for playing time and possibly a starting job...Very active on both ends of the floor, and a versatile scorer... Plays well with and without the basketball on offense and has proven to be a capable defender as well.

BEFORE SIENA...Was named Team MVP as a sophomore at Long Cane High School and as a senior at Cardinal Gibbons...Averaged 12 points, four assists and three rebounds last season at highly regarded Maine Central Institute.

PERSONAL...Born August 14, 1986 in Washington D.C...A marketing and management major at Siena...Has two older brothers, Jeffrey (31) and Tim (21) and an older sister Melinda (29) who attended William and Mary...Chose Siena to help bring the Saints back to the NCAA Tournament.



The Kenny Hasbrouck File

When growing up, what basketball player did you most want to be like and why?

Magic Johnson because we have the same birthday

Who has been most instrumental in you making it to the Division I level of basketball?

My parents

If you could play one person and learn from them, who would it be and why?

Kobe Bryant because if he was a team player and a good guy off the floor, he would be the greatest ever

If you are to set up the perfect basketball situation for yourself, describe it?

Last 10 seconds, ball in my hands, NCAA Championship Game

What made you choose Siena?

The coaching staff

If you had a motto to live by, what would it be?

Impossible is nothing

What was your single best feeling during your playing career?

Leading our team to a number one ranking team in Baltimore

If you were writing a story about this team, what would you say they are capable of?

I think we are capable of being the best, if we play as a team and we stay focused

If you could be interviewed by one person in the media, who would it be and why?

Dick Vitale, because he gives you more hype than anyone else

What did your off-season workout routine consist of?

Running, lifting, shooting, and sleeping

What is your goal for this season?

To be the best basketball player I can be on and off the court

If we caught you sneaking a treat, what kind of food is your guilty pleasure?

Cheetos

If I am not playing basketball in 10 years I would like to be...

A zoo helper or wildlife helper

If you had one basketball dream that could be made a reality, what would it be?

Making the game winning shot in the NBA Finals

The Freshmen



#44 Justin Maxwell

Freshman - Guard

6-3/174

Schenectady, N.Y./Guilderland

GENERAL...Possesses a good basketball IQ and developed leadership skills...Local walk-on who adds depth and experience to the back court...Hard worker who will be a valuable asset to the team.

BEFORE SIENA...Was a Suburban Council All-Star and Team MVP as a senior at Guilderland...Named Most Improved Player as a junior and selected team captain as a senior...Scored 18 points

in Guilderland's win over regional rival Saratoga as a senior.

PERSONAL...Born September 2, 1987 in Utica, N.Y...An undecided business major at Siena who chose the school because he loved the area and wanted to play basketball...High school coach, Ron Osinski, is the father of Siena 1000-point scorer Corey Osinski '00...Sister Tara attended Elmira College and Oklahoma State University.



The Justin Maxwell File

What are your favorite sports teams?

NFL- Buffalo Bills, NBA- Lakers

What made you choose Siena?

The area and the basketball program

If you had a motto to live by, what would it be?

"Confidence is the key to success"

What men's basketball player best represents the game that you play?

Tayshaun Prince

What was your single best feeling during your playing career?

Dunking in the sectional playoffs

If you could be interviewed by one person in the media, who would it be and why?

Steven A. Smith because he speaks the truth

If we caught you sneaking a treat, what kind of food is your guilty pleasure?

Chocolate crème pie

If I am not playing basketball in 10 years I would like to be...

Retired because I made a lot of money in those 10 years

Tell me something about you that might surprise me.

I am the tallest person in my family

Who on the coaching staff would you most like to play one-on-one?

Coach Carter

Off the court, what has been the most rewarding thing about being at Siena?

Meeting new people and having fun

If you had one basketball dream that could be made a reality, what would it be?

Dunking on Shaq

If you could change one thing about our world what would it be?

Gas prices

2005-2006 ROSTER

Numerical

NO	NAME	Pos.	Ht/Wt.	Class	Hometown/Previous School/High School
2	Levi Osby	G	6-5/226	JR	Richmond, Va./Frederick C.C./Thomas Jefferson
3	Beers, Mike	G	6-2/174	JR	Broadalbin, N.Y./Blair Academy/Broadalbin-Perth
4	Tay Fisher	G	5-9/161	SO	Kingston, N.Y./Kingston
5	Kojo Mensah	G	6-1/183	SO	Brooklyn, N.Y./ Notre Dame Prep (Mass.)/Bishop Laughlin (N.Y.)
11	João Braga	G	6-3/194	FR	Sao Paulo, Brazil/Guilherme Dumont Villares
13	Mousse Diop	F/C	6-9/209	JR	Dakar, Senegal/Iowa Western C.C.
24	Marco Johnson	G	6-1/152	FR	Amsterdam, N.Y./Amsterdam
30	Antoine Jordan	G	6-4/188	SR	Baltimore, Md./Philadelphia Christian/Randallstown
32	Erik Harris	C	6-9/192	FR	Swedesboro, N.J./Bishop Eustace Prep/Kingsway Regional
33	Michael Haddix	C	6-6/253	SR	Vineland, N.J./St. Augustine Prep/St. John Neumann
34	David Ryan	F	6-7/210	JR	Eastchester, N.Y./Eastchester
41	Kenny Hasbrouck	G	6-3/191	FR	Capital Heights, Md./Maine Central Institute/Cardinal Gibbons
44	Justin Maxwell	G	6-3/174	FR	Schenectady, N.Y./Guilderland

Alphabetical

NO	NAME	Pos.	Ht/Wt.	Class	Hometown/Previous School/High School
3	Mike Beers	G	6-2/174	JR	Broadalbin, N.Y./Blair Academy/Broadalbin-Perth
11	João Braga	G	6-3/194	FR	Sao Paulo, Brazil/Guilherme Dumont Villares
13	Mousse Diop	F/C	6-9/209	JR	Dakar, Senegal/Iowa Western C.C.
4	Tay Fisher	G	5-9/161	SO	Kingston, N.Y./Kingston
33	Michael Haddix	C	6-6/253	SR	Vineland, N.J./ St. Augustine Prep/St. John Neumann
32	Erik Harris	C	6-9/192	FR	Swedesboro, N.J./Bishop Eustace Prep/Kingsway Regional
41	Kenny Hasbrouck	G	6-3/191	FR	Capital Heights, Md./Maine Central Prep/Cardinal Gibbons
24	Marco Johnson	G	6-1/152	FR	Amsterdam, N.Y./Amsterdam
30	Antoine Jordan	G	6-4/188	SR	Baltimore, Md./Philadelphia Christian/Randallstown
44	Justin Maxwell	G	6-3/174	FR	Schenectady, N.Y./Guilderland
5	Kojo Mensah	G	6-1/183	SO	Brooklyn, N.Y./Bishop Laughlin (N.Y.)/Notre Dame Prep (Mass.)
2	Levi Osby	G	6-5/226	JR	Richmond, Va./Frederick C.C./Thomas Jefferson
34	David Ryan	F	6-7/210	JR	Eastchester, N.Y./Eastchester

Coaching Staff

Fran McCaffery - Head Coach, Pennsylvania '82

Mitch Buonaguro - Assistant Coach, Boston College '75

Craig Carter - Assistant Coach, Rutgers '91

Adam Chaskin - Assistant Coach, Michigan, '92

Carmen Maciariello - Director of Basketball Operations, Siena '01

Managers



Head Manager, John Gorman



Alex Marinesco



Matt DeFazio

Pronunciation Guide

João Braga: Jew-OH (Goes by J.G.)

Levi Osby: Oz-BEE

Mousse Diop: MOO-SAY JOP

Mitch Buonaguro: Bona-Ger-OH

Kojo Mensah: KO-JOE Mensa

Carmen Maciariello: Mass-ah-Rel-OH

Siena Basketball Coaching Staff

Head Coach Fran McCaffery – First Season



Fran McCaffery was introduced as the 14th coach in Siena basketball history on April 1, 2005. Over the last 20 years, he has enjoyed great success coaching Division I basketball and developing student-athletes on and off the court. Each of the programs he has coached has boasted a 100% graduation rate

during his tenure, and he has recruited and coached several players who have gone on to play basketball professionally, some at the highest level.

McCaffery comes to Siena most recently from UNC-Greensboro, where he posted a 90-87 record in six seasons. In his first year at the helm, Greensboro compiled a 15-13 record overall and a 9-7 Southern Conference mark, good for third place in the North Division. It was the 18th-most improved record nationally among NCAA Division I teams.

In McCaffery's second season, he guided the Spartans to unprecedented heights with a 19-12 record and the 2001 SoCon Tournament Championship. The Spartans defeated Chattanooga, 67-66, in the finals and received the SoCon's automatic bid to the NCAA Tournament. The following year (2001-2002) McCaffery led the Spartans to their first 20-win season since joining the conference. It marked the first time the program claimed a share of the SoCon North Division title as well. After falling to eventual tournament champion Davidson in the conference tournament semifinals, the Spartans were awarded a berth into the 2002 NIT, where they lost to eventual champion Memphis.

This past season, McCaffery guided Greensboro to the brink of the NCAA Tournament before a SoCon Championship game loss to Chattanooga. He led the Spartans to a victory over Davidson in the semifinals, defeating a team that had been 16-0 in conference play. A big part of that success was SoCon Freshman of the Year

Kyle Hines. Hines set UNCG and SoCon records for blocked shots, and also broke several other UNCG single-game and freshman single-season marks.

He spent the 11 years prior to his arrival at Greensboro at the University of Notre Dame as an assistant coach and recruiting coordinator, working on the staffs of Richard "Digger" Phelps and John MacLeod.


Among the players he recruited to play for Notre Dame were Pat Garrity, CoSIDA Academic All-American of the Year in 1998, and Troy Murphy, the BIG EAST Player of the Year in 2000 and an eventual first-round NBA draft pick. Garrity was also a first-round NBA draft pick and the BIG EAST Player of the Year in 1997. In addition to Murphy and Garrity, McCaffery was involved in recruiting

NBA First Round picks LaPhonso Ellis (1992 Draft, #5 Denver), Monty Williams (1994 Draft, #24 New York) and Ryan Humphrey (2002 draft, #19 Utah Jazz).

At Notre Dame he helped the team to NCAA Tournament appearances in 1989 and 1990.

The Irish reached the NIT finals in 1992, losing to Virginia in overtime, and advanced to the quarterfinals of the event in 1997.

At 26, McCaffery was the nation's youngest Division I head coach when he was hired Sept. 11, 1985, at Lehigh. McCaffery



capped his three-year tenure with the Engineers with a 21-win season and an NCAA berth in 1988.

In three seasons as head coach at Lehigh, he compiled a 49-39 overall record and guided the team to the NCAA Tournament in 1988. At the time he was the youngest head coach to reach the NCAA Tournament. His Lehigh teams had two winning seasons in three years and the 1987-88 squad's 21-10 record remains the best in program history. Lehigh had just four winning seasons in the 55 years prior to his arrival.

McCaffery was assistant coach and recruiting coordinator at Lehigh from 1983-85 and helped the team to its first NCAA Tournament appearance in 1985. As recruiting coordinator, he helped sign Darren Queenan '88, who remains Lehigh's all-time leading scorer. Queenan was second in the nation in scoring in 1988, and went on to play in the USBL.

McCaffery was assistant varsity coach and head sub-varsity coach at his alma mater Pennsylvania during the 1982-83 season. At Penn, he worked for Craig Littlepage who is now the director of athletics at the University of Virginia.

McCaffery lettered three years as point guard on the men's basketball team at Pennsylvania as one of the first transfers to play for the Quakers. He earned a bachelor of science degree from The Wharton School of Finance and Commerce in 1982. In 1985 he received his master's degree in education from Lehigh.

In three seasons as a player, he helped lead Penn to a pair of NCAA Tournament appearances and Ivy League titles and one berth in the NIT. As a senior in 1981-82, he led the Ivy League in steals and assists and was voted the team's most inspirational player.

■ Recruited as the successor at point guard to Skip Brown at Wake Forest, McCaffery played one season at Wake Forest, 1977-78, helping the Demon Deacons to a 19-10 record. Nicknamed "White Magic," he started 11 of 28 games as coach Carl Tacy's team finished runner-up in the ACC

Tournament to eventual NCAA runner-up Duke. Wake defeated UNC Chapel Hill twice in three meetings and won five of the eight games it played at the Greensboro Coliseum.

■ McCaffery, a Philadelphia native who attended LaSalle High School, and his wife Margaret have three children: sons, Connor John, born July 13, 1998, in South Bend, Ind., and Patrick Dickerson, born March 20, 2000, in Greensboro, N.C. and a daughter, Marit Katherine, born August 14, 2002, in Greensboro, N.C. ■



Siena Basketball Coaching Staff

Mitch Buonaguro • Assistant Coach – First Season



Mitch Buonaguro is widely regarded as one of the more experienced and respected assistant coaches in the country. He has over 25 years of Division I coaching experience as both an assistant and head coach after spending the last two seasons at Greensboro under McCaffery.

Buonaguro came to UNCG prior to last season after serving as an assistant coach under legendary head coach Rollie Massimino at Cleveland State. Prior to his seven-year stint at Cleveland State, Buonaguro served as an assistant coach under Tony Barone at Texas A&M from 1991-96. The 1993-94 squad went 19-11 and advanced to the National Invitational Tournament.

Buonaguro also served as the head coach at MAAC member Fairfield University from 1985-91. In 1985-86, his first season, he led the Stags to a 24-7 record and the first of two consecutive Metro Atlantic Athletic Conference titles, which garnered NCAA Tournament bids. Subsequently, he was named National Rookie Coach of the Year by *Basketball Times* and District I Coach of the Year by the United States Basketball Writers Association and the NABC.

From 1977-85 Buonaguro was an assistant under Coach Massimino at Villanova. During their eight years together at Villanova, the Wildcats produced a 173-79 mark and earned seven NCAA Tournament bids. Four of those NCAA trips led to Elite Eight appearances, including the 1985 tournament run, which culminated with the Wildcats' famous win over John Thompson, Patrick Ewing and Georgetown in the NCAA title game, and a National Championship.

Buonaguro began his coaching career in 1975 when he was named an assistant at his alma mater, Boston College. Buonaguro was a member of the Eagle basketball team for four seasons.

Buonaguro ranks among a select group of individuals who have both played and coached in the NCAA Division I Tournament. He scored four points, while hitting both field goal attempts, for Boston College in the 1975 NCAA Tournament as the Eagles topped Southern Conference member Furman in the first round. The Eagles eventually lost to Kansas State in the regional semifinals and then to North Carolina in the regional third-place game.

He graduated cum laude with a bachelor of arts degree in history in 1975 and in 1977 he received a master's degree in secondary education, both from Boston College. Buonaguro and his wife Suzin reside in Greensboro. His son Michael is a freshman at Siena. ■

Craig Carter • Assistant Coach – First Season



Craig Carter begins his first season at Siena and second overall with Coach McCaffery.

Carter spent last year as the director of basketball operations at Massachusetts where he assisted in all aspects of team travel, helped in setting the team schedule and workout

regiments and aiding the coaching staff during practices and game sessions.

Prior to his time at Massachusetts, Carter spent a year working as director of basketball operations under McCaffery at Greensboro in 2003-2004, where he was responsible for a wide array of tasks associated with the upkeep of the program.

Carter was an assistant coach at Elizabeth City State in North Carolina for two seasons (2001-03). He served as an assistant coach at the famed Lincoln High School in Brooklyn, N.Y. from 1999-2001. He doubled as an elementary school teacher while coaching at Lincoln.

Prior to his coaching career, Carter worked in the corporate world in various roles ranging from financial analyst to foreign exchange analyst to trading support specialist with some of the nation's top firms. He worked at General Electric, Global Consumer Finance and Chase Manhattan Bank.

Carter was a standout player at Rutgers from 1987-1991. As a team captain, he helped the Scarlet Knights to two NCAA Tournament berths in 1989 and 1991 as well as a NIT bid in 1990. He was also named to the Atlantic 10 All-Conference Tournament Team in 1989. He earned his bachelor of arts in English from Rutgers in 1992. ■

Adam Chaskin • Assistant Coach – First Season



Adam Chaskin completed his third season at UNC Greensboro as an assistant coach under McCaffery last year. He worked at UNCG during the 2002-03 season on a volunteer basis, and was promoted to a paid position prior to the 2003-2004 campaign.

Prior to arriving at UNCG, the Boxboro, Mass. native spent three seasons at North Carolina A&T, and two as an assistant coach at Elon College, where he assisted the Phoenix in their successful transition to NCAA Division I.

Previously, Chaskin coached at Herndon High School in Herndon, Va., where, in five years, his teams won three area titles, sending numerous players on to the college ranks.

In addition, he has been selected to the staff of various United States All-Star teams that have competed in Argentina, Belgium, France and Israel, amongst other nations.

"I had the opportunity to have Adam be a part of our program in 2002-03 and through that, I saw his tremendous work ethic and was able to gauge his knowledge of basketball," McCaffery said. "He is a brilliant basketball mind who has been a great addition to our staff."

Chaskin graduated from the University of Michigan with a degree in Industrial and Operations Engineering in 1992. He then went on to earn a Master's Degree from Hamilton University in 1999.

Chaskin and his wife Regina have two sons, Grant, 10, and Noah, 7. ■

Carmen Maciariello • Director of Basketball Operations – First Season



Carmen Maciariello begins his first season on McCaffery's staff as the director of basketball operations. Maciariello is a 2001 graduate of Siena College, and played his senior year for the Saints.

Maciariello, a 1996 graduate of Shenedehowa High School, was named the *Albany Times Union* Player of the Year after guiding the Plainsmen to a 22-2 record and a Section II Championship.

He played the first three years of his collegiate career at the University of New Hampshire as a starting off guard. He received several individual accolades for the Wildcats including: 1998 Defensive Player of the Year, 1999 Mohegan Sun All-Tournament Team and 1999 New Mexico Inter Cable Classic All-Tournament Team. Maciariello was also a team captain in 1998-99 as a junior at UNH.

In 1999-2000, Maciariello practiced with the Saints, but sat out per NCAA policy. That year, Siena advanced to the Second Round of the NIT under the direction of head coach Paul Hewitt. In 2000-2001, Maciariello helped the Saints to a 20-win season and a share of the MAAC Regular Season Championship. He was presented with the Rev. Benjamin Kuhn Student-Athlete Award at the annual men's basketball banquet.

Upon graduation, Maciariello received Italian citizenship, and signed with Bignami Castel Maggiore a professional team in Bologna, Italy. Before he could play a game with the team, he tore his ACL in April of 2002. In December of the same year, he signed with GS Basket Massafra an Italian Minor League basketball team, where he averaged 30 points, 10 rebounds and five assists. In November of 2003, Maciariello advanced to the Professional League, signing with Virtus Ragusa in Sicily. He averaged four points and 15 minutes per game, including a career-high 15-point, three-rebound effort against Vitrus Bologna, a team with two future NBA players.

In December of 2004, Maciariello declined a two-year contract offer from the professional team Cimberio Novara to return to the States and pursue a career in coaching.

Maciariello was hired as a one-on-one aid at Southgate Elementary School in Loudonville in January of this year. He also assumed duties as co-Head Coach for the Junior Varsity team at Albany Academy, and spent this past season as the head coach for the Albany City Rocks 17 and under team.

Maciariello will assist with myriad of a responsibilities related to the daily upkeep of the Saints' program.

He currently resides in Clifton Park, N.Y.

The Capital Region



Albany...and Beyond

Pick the ideal location for a city. Make it a port on a seagoing river, and root it in history almost a century older than the United States itself. Let it be a seat of government, but situate it among three of the most beautiful mountain ranges in the country. For the adventurous spirit, position it equidistant from New York, Boston, and Montreal, and you have the Capital Region—one of the most dynamic capital areas in the nation.

Albany's prime location, stable economy and quality of living are luring an increasingly diverse population to the Capital Region. From large corporations to seedling businesses and flourishing arts organizations, the region provides the goods and services to sustain each.


The 152-acre Siena College campus is located in the suburban community of Loudonville, just two miles north of the New York State capital. Nearly one million people live and work in the Capital Region, and more than 50,000 students live and learn in the region's 14 colleges and universities.

If it is entertainment one seeks, you need not look far. The picturesque town of Saratoga Springs is located only 20 minutes north, and is home to the Saratoga Performing Arts Center, an amphitheatre which draws famous acts for anyone's taste. In the summer, the serene town transforms into the mecca of thoroughbred racing, drawing over half a million fans to view its exciting races annually.

The Pepsi Arena, located in downtown Albany, hosts some of the country's top entertainment acts, and doubles as the home of the area's premiere sporting events as well. The Albany River Rats of the International Hockey League, the Albany Firebirds of the Arena Football League and the Siena men's basketball team all play home games in the arena.

Outdoor fun takes students skiing on some of the best trails in the Northeast, hiking in the Adirondacks, or boating on the Hudson or Mohawk Rivers.

It's that simple. This is a place of entertainment and excitement, of history and beauty. From daydream to fact, the Capital Region is fulfilling the highest expectations of a diverse and growing community. ■



The Adirondack Mountains, located just north of the Capital Region, provide some of the most beautiful scenery in the world.

ATHLETIC SUPPORT SERVICES

Academic Support

Nearly 15% of Siena students participate on one or more of Siena's varsity intercollegiate athletic teams. As members of the Metro Atlantic Athletic Conference, Siena student-athletes reap the benefits of both worlds—the opportunity to engage in a challenging and stimulating academic environment, along with the chance to develop their athletic potential as members of competitive NCAA Division I teams. The support services provided to student-athletes are designed to offer assistance and resources, in addition to encouragement and guidance as they strive to maintain balance and achieve excellence in their academic and athletic careers. Services include monitoring academic and degree progress, supervision of study hall, coordination of enrichment and educational programming, as well as interaction with academic advisors and faculty within the various Liberal Arts, Science and Business colleges.



Joyce Eggleston
Associate Athletic Director/Senior Women's Administrator



Susan Yund
Athletic Academic Advisor

Saints Supporting Saints - Academic Tutoring Service

The latest resource implemented to academic support services for student-athletes, Saints Supporting Saints is a program designed to provide student-athletes with immediate assistance in their attempt to gain control of their academic success. Student-athletes who excel at certain subjects are utilized as tutors, helping fellow Saints achieve their academic goals. The program is funded by the athletic department. Tutors are available for all three schools (Arts, Business and Science) of study at Siena.

Athletic Study Center

In the fall of 2004, the Siena athletic department introduced a new Study Center (pictured below) located on the second floor of the Marcelle Athletic Complex. Complete with several desktop computers, and internet hookups for laptops, the Study Center is the perfect location for student-athletes to complete their out-of-class education. Incoming freshmen and at-risk student-athletes are required to attend study hall throughout the academic year as described in the Siena Student-Athlete Handbook.



On-Campus Resources

The state-of-the-art **J. Spencer & Patricia Standish Library** opened in 1999 and exceeds all the resources expected from an institution of higher education. Students are also encouraged to take advantage of **The Writing Center** at Siena College, which exists to provide free, one-on-one tutoring to all members of the Siena College Community, working with writers from all levels of experience, ability, and expertise. The Siena **Career Center** is also an excellent resource dedicated to teaching the career development process to students through innovative and quality career services.



The J. Spencer & Patricia Standish Library

Student Services and Personal Development

The S.A.I.N.T.S. Program: Supporting Athletes IN Their Success

Life Skills

Developed by the Siena College athletic department, the S.A.I.N.T.S. program represents a commitment to the total growth and development of the student-athlete. This program establishes an administrative commitment to academic and athletic excellence. These efforts are supported with programs and services in personal development and community service.



Ellen Howe
S.A.I.N.T.S./Champs Life Skills Coordinator

Personal Development

Fostering the development of personal growth is paramount to the S.A.I.N.T.S. program. During the course of the academic year, several support programs are offered for student-athletes providing opportunities to focus on personal growth issues such as values classification, goal setting, fiscal planning, nutrition, decision making

and personal responsibility. Programming focuses on helping student-athletes develop a healthy lifestyle while at Siena College as well as habits that will benefit them for life.

S.A.A.C.

The Student-Athlete Advisory Committee (S.A.A.C.) is a student-athlete organization focused on creating programs and events that provide goodwill across all of Siena's 18 sport teams. The group takes part in several volunteer programs in the neighboring community. Also, S.A.A.C. is instrumental in voicing the student-athletes concerns for Siena College athletics and for their respective teams. S.A.A.C. is comprised of a representative from each sports team, and an alternate from each team. The members of this organiza-



David Ryan



Tay Fisher

S.A.A.C. Officers for Men's Basketball

tion have proven to be effective leaders and role models for their team, and are the voices for Siena Athletics.

The S.A.I.N.T.S. Cup

The S.A.I.N.T.S. Cup is a competition created to encourage participation in the Champs/Life Skills Program at Siena College. It gives student-athletes the opportunity to gain experience and earn points in the five main NCAA Champs/Life Skills components (academic excellence, career development, personal development, community service, and athletic excellence). The focus of the program is to develop the individual as a role model, team member, and community leader.

Each team is awarded points for participation in the S.A.I.N.T.S. Cup Program. All academic and athletic excellence points are automatically tallied at the end of each semester. Points are also awarded in the areas of community service, personal and career development.

One men's and one women's sports team with the highest point total at the end of each academic year will be announced as the winners. The winning teams hold on to the S.A.I.N.T.S. Cup for a year, and are awarded \$500. The money is added to the team's budget and is used at the coaches' and players' discretion.

S.A.I.N.T.S. Cup Champions

2004-2005 Men's Lacrosse and Women's Softball
2003-2004 Men's Soccer and Women's Soccer

Sports Medicine

Under the direction of head athletic trainer Greg Dashnaw, entering his 21st year at Siena, and assistant athletic trainer Jessica Horan, beginning her first year at Siena, the sports medicine office is responsible for the prevention, treatment and rehabilitation of injuries to Siena's athletes. Over the past two decades, Dashnaw has had a tremendous impact on the development and general health of Siena's student-athletes. The sports medicine office also works with the athletes on nutritional counseling and stress management, promoting the physical and psychological well being of student-athletes.




Greg Dashnaw
Head Athletic Trainer



Jessica Horan
Assistant Trainer

Student-athletes have access to some of the most modern treatment available in the Siena training room. The treatment area includes eight treatment tables with various modalities including electric stimulation, ultrasound and additional taping platform. Siena's athletes also have access to three full body whirlpools for hydrotherapy, two ice machines, two full-size hydrocollators for hot packs, and combination cold/intermittent compression units. The sports medicine office also utilizes numerous rehabilitation devices, including aquatic therapy through the use of the onsite pool to ensure student-athletes safe and quick recovery to pre-injury (if not better) levels.



The athletic training staff works under the direct supervision of a team of physicians. Included among the team, orthopedic surgeon Dr. Joseph Marotta, a former lacrosse player and 1980 graduate of Siena, and general practitioner Dr. Vincent Luvera make regular visits to campus and cover several events during the course of the athletic season.



Dr. Joseph Marotta '80

Strength and Conditioning

The Siena College strength and conditioning program is designed to physically prepare athletes for competition at the Division I level. Preaching safety, efficiency, and intensity, the program is designed to allow athletes to push themselves to the limit, testing their physical capacity, and mental resolve to be a MAAC champion. The means to this end are encompassed through strength training sessions, in addition to work on flexibility, speed and agility, low-level plyometrics, and sport-specific conditioning. While the program does produce athletes who are bigger, stronger, and faster, the number one priority is to train athletes in all of the aforementioned areas of strength and conditioning, so that they are less likely to become injured during competition.

At Siena, athletes are taught that "more" work is not better, but rather "hard" work is better. In the weight room, athletes are taught to train to muscular fatigue on each set that they perform; due to this intensive style, the athletes are always able to complete a strength training session in 45 minutes to 1 hour, while working out anywhere from 2-4 times per week. Since injury prevention is a top concern, the athletes are never asked to perform exercises that could jeopardize their safety, and are always asked to lift "under control." Strength and Conditioning Coach Matt Phelps is always on hand to supervise team lifts, and to ensure that the athletes are making the most of their time in the weight room by always asking them to "get stronger today."



Matt Phelps '02
Strength and Conditioning Coach

In the world of collegiate athletics, championships are earned, and this process begins with the off-season strength and conditioning workouts. Through safe, intense, and efficient training methods, the athletes of Siena College are doing everything in their power to achieve this ultimate badge of honor; winning a MAAC championship. ■



SIENA COLLEGE ADMINISTRATION

Fr. Kevin E. Mackin, O.F.M. - President



Fr. Kevin E. Mackin, O.F.M., is beginning his 10th year as the ninth president of Siena College.

A member of the Franciscans of Holy Name Province, he came to Siena from New York City. He has held several executive positions with the friars, including

member of the Board of Directors, education chairman, director of Development and Public Relations and director of St. Anthony's Guild. He also served as president-rector of Christ the King Graduate School of Theology in Western New York. He previously served at Siena College from 1970-82 as assistant and associate professor of religious studies, as chair of the department for two years, and as leader of the Franciscan community.

Fr. Mackin, who was ordained a priest in 1964, has studied and lectured on a variety of topics, including the Bible, Jesus and the Gospels, Christian theology, and contemporary Catholic and Protestant thought. His writings include the book "In Search of the Authentic Christian Tradition."

He can also be heard hosting the "News & Views" radio program, aired in New York's Capital Region at 88.3 FM, and available worldwide on the Internet at wvcr.com

Fr. Mackin earned a bachelor's degree from St. Bonaventure University in 1960, and a master's degree in history from Siena College in 1967. He also holds four degrees from the Catholic University of America, including a doctorate in sacred theology.

He has extended his religious and professional education at the Instituto Mexicano Norteamericano in Mexico City, Laval University in Quebec City, Georgetown University, the Indiana University Center of Philanthropy, the Institute of Charitable Giving and the Harvard Institutes of Higher Education, among other institutions. He has chaired reaccreditation teams for the Middle States Commission on Higher Education, and has served on papal visitation teams in the U.S.

Fr. Mackin is affiliated with several professional organizations, including the Catholic Theological Society of America, Council for the Advancement and Support of Education, and International Who's Who of Professionals.

He is chair of the Association of Franciscan Colleges and Universities, president of the Metro Atlantic Athletic Conference Council of Presidents, and shepherds Siena's membership in the Association of Catholic Colleges and Universities, the Association of Governing Boards of Colleges & Universities, the Commission on Independent Colleges & Universities, Albany-Colonie Chamber of Commerce, Center for Economic Growth, and other associations. ■

Fr. James Toal, O.F.M. - Vice President



Fr. James Toal, O.F.M. enters his ninth year at Siena as vice president/office of the president, after serving as president of Quincy University in Quincy, Ill. for 14 years.

As vice president, Fr. Toal is responsible for assisting Fr. Mackin with college operational matters,

coordinating special projects of the college, as well as overseeing Siena's department of athletics. Under his leadership, the College has made an increased commitment to athletics each of the past six years.

John D'Argenio - Director of Athletics



John D'Argenio was appointed director of athletics on April 21, 1993, after serving as the acting director of athletics for the 1992-93 academic year. Since the appointment, many new initiatives have been set forth and much progress has been made in the athletic department.

The department's first academic advising office was created and a full-time advisor was hired to work with all of Siena's student-athletes. The academic office has been responsible for implementing a tutoring program, developing educational programming and producing a student-athlete population whose combined grade-point average is higher than that of the general student body. In recent years, Siena's student-athlete graduation rate has ranked among the best in the country.

As part of the college's efforts to address gender equity, the women's sports programs have expanded immensely in the past 10 years. With the addition of golf, women's swimming and diving, women's water polo and the elevation of lacrosse from club to varsity status, Siena now sponsors 11 Division I women's sports.

In the last decade, Siena has also made major strides in the marketing of its programs. An active corporate partners program has emerged on the heels of the 1996 decision to move all of Siena's home men's basketball games to the Pepsi Arena. The move to the state-of-the-art downtown Albany facility culminated in Siena and the Arena signing a five-year contract and most recently a four-year extension. Since the move, both the men's and women's basketball programs have seen their attendances soar to the top-80 nationally.

While at Quincy, Fr. Toal's leadership was integral in the acquisition of major funding from the Ameritech Foundation, the initiation of graduate programs in business administration and education, and the renovations and additions to the school's North and Main Campuses. The grant money received from the Ameritech Foundation enabled Quincy to create the Ameritech Center for Communications, enhancing the University's integrated writing program.

Previously, Fr. Toal served as executive vice president at St. Bonaventure University from 1976-83, and was active on several committees, chairing the University Finance Committee, the Long-Range Planning Team and the Athletic Advisory Committee.

A native of New York, N.Y., Fr. Toal received a bachelor's degree in English from St. Francis College in Brooklyn in 1956. He proceeded to earn his master's in English from St. John's in 1966 and a Ph.D. in college administration and supervision from Fordham University in 1976. Fr. Toal was ordained to the Franciscan priesthood in 1975. ■

Athletic Development has increased over the past eight years as well. Saints Alive!, the department's athletic development organization, was initiated in 1998 to formalize and bring structure to the department's fund raising efforts and its membership has grown each year since. Over a quarter of a million dollars is raised annually and distributed directly to services that benefit the College's student-athletes.

Siena teams have enjoyed conference-wide as well as regional and national success. In 1994 the men's basketball team made a memorable run through the National Invitation Tournament, ending with a trip to Madison Square Garden to play in that Tournament's final round. The Saints made their third NCAA Tournament appearance in 2002, marching off with an opening round victory. The women's basketball team has captured seven regular-season Metro Atlantic Athletic Conference titles and in 2001 advanced to its first NCAA Tournament in Nashville, Tenn. Siena has registered four MAAC volleyball championships and the 1995 squad became just the second Siena team to earn a trip to the NCAA championship tournament. Baseball has excelled as well, capturing four MAAC Championships and advancing to the 1999 NCAA Regionals. The women's soccer program turned in a sensational 2001 season finishing as the eighth most improved team in the nation. Many of Siena's other programs have made great strides in recent years as well.

In 1995, D'Argenio served as Tournament Director for the NCAA Men's Basketball Championship First and Second Rounds at the then-Knickerbocker Arena. He again assumed those duties in March of 2003, as Siena served as the host institution for the men's basketball East regional at Pepsi Arena after co-hosting the NCAA wrestling National Championships in March of 2002. The Saints have hosted numerous NIT and Women's NIT games as well, including a remarkable six in 2003.

Prior to his appointment to director of athletics, D'Argenio served as Siena's sports information director from 1985-1992.

D'Argenio currently serves on the NCAA Division I Baseball committee.

D'Argenio earned a bachelor of arts degree from the University of Dayton in 1982 and a master's of science degree from North Dakota State University in 1985. He is a native of Rome, N.Y. ■

SIENA COLLEGE ADMINISTRATION



Kimberly Moutz
Assistant Athletic Director -
Development



Dennis Bates
Assistant Athletic Director/
Business Operations



Jason Rich '98
Sports Information Director



Ryan Smith
Assistant Sports
Information Director



Scott Knapp '01
Corporate Sales Manager



Camelia Trahan
Athletic Marketing Manager

Joyce Eggleston - Associate Athletic Director/Compliance
Susan Yund - Academic Advisor
Ellen Howe - Life Skills Coordinator
Brian Brecht - Operations Assistant
Jake McHerron - Facility Assistant

Lynda Lareau - Facilities Assistant
Greg Dashnaw - Head Athletic Trainer
Jessica Horan - Assistant Trainer
Matt Phelps '02 - Strength and Conditioning
Rob Swingle - Aquatics Coordinator



Jeffrey Ellis
Intramural Coordinator



Megan Gilligan
Administrative Secretary

SIENA COLLEGE HEAD COACHING STAFF



Tony Rossi
Baseball



Fran McCaffery
Men's Basketball



Jim Bowles
Men's and Women's
Cross Country



Tom Wronowski
Men's Golf



Brian Brecht
Men's Lacrosse



Charlie Curto '79
Men's Soccer



Jim Serbalik
Men's Tennis



Gina Castelli
Women's Basketball



Lynda Lareau
Field Hockey



Dave Wronowski
Women's Golf



Jake McHerron
Women's Lacrosse



Steve Karbowski '93
Women's Soccer



Peejay Brun
Softball



Glenn McKenna
Swimming and Diving



Timothy O'Brien
Women's Tennis



Garvey Pierre
Volleyball



Rob Swingle
Water Polo



Sybille Cowan
Coaches' Secretary

This is Siena

Siena College is a community of 2,900 men and women offering degrees in Liberal Arts, Business, and Science. Founded in 1937, Siena is a coeducational, independent, liberal arts college with a Franciscan and Catholic tradition. Student-focused professors are at the heart of a supportive learning community that prepares students for careers, an active role in their community, and for the real world.

An independent Board of Trustees governs the College. An active Board of Associate Trustees serves to strengthen the relationship between the campus and the surrounding community.

Recognizing that its students come from varied racial, ethnic and cultural backgrounds, Siena College supports the creation of a multi-cultured environment for all of its students. The internal growth and development of Siena has been continuous. In response to the changing needs of the times, the Siena curriculum allows flexibility and individual choice for all undergraduates.

The Secret of Siena's Success

What keeps Siena College among "America's Best?" Since it's founding, Siena has been a community where care and concern for the intellectual, personal and social growth of all students is paramount.

The overwhelming sense of community spirit at Siena grabs your attention the moment you arrive on campus. It is a place where your friends are your neighbors, your professors are your friends, and just about everyone calls you by your name.

The one on one interaction in the classroom and personal attention to each individual is why students call Siena "home."

Academics

Siena believes that a liberal arts education provides our graduates with the necessary skills to succeed. Students can choose among 26 majors in liberal arts, science and business. All majors require coursework in English, history, philosophy, religious studies, fine arts, the social sciences and natural science as part of Siena's core curriculum.

Siena also offers more than a dozen cooperative and special programs to suit a variety of professional interests. The Siena/Albany Medical College Program features a medical education with a distinct ethical dimension, the first of its kind in America. Certificate programs are also available in Theatre, Peace and International Studies, Foreign Languages, and Business. All certificate programs offer students a concentration of experience that enhances their majors and increases their career options. Other popular choices include Study Abroad, the Siena in London program, the Washington Semester, an MBA program with Clarkson University, and several cooperative engineering programs.

Siena's liberal arts education prepares every student for entry into professions or to graduate school. Each year Siena graduates more than 700 students who are eagerly accepted by leading corporations, the public sector and into America's most prestigious graduate programs.

Student Life

The proud sense of community and spirit on the Siena campus is directly linked to the students. Their energy and enthusiasm is present in every aspect of the College. Approximately 90 percent of Siena's freshmen live on campus, and accommodations range from traditional residence halls to suites and townhouses.

The student population is more influential than most would imagine. There are more than 70 student-run clubs, teams, committees, intramural sports, and various other programs to choose from. There is an activity for virtually every interest. It is student pride and activism that keeps the Siena campus alive and strong. ■



SIENA COLLEGE

Siena College Foundations

Understanding Siena's Franciscan Tradition

The Catholic, Franciscan tradition is Siena's founding tradition, and it remains alive at Siena where it engages students, faculty, staff, administrators of diverse backgrounds.

Franciscan education is affective learning. It occurs in the personal interactions of faculty, students, and student affairs staff; it prepares students to address real issues in our contemporary world, and to raise critical questions. Siena has adopted a multicultural plan to foster its Franciscan commitment to being a community which reflects and appreciates the ethnic and cultural richness of the college community.

The Franciscan tradition plays out in the two crucial areas of college life.

First, Siena's Franciscan identity requires us to be a student-centered community. It requires faculty, staff, and administrators to respect each student, to work with students

attentively, to communicate a sense of enjoyment at being part of this college. Students work together in programs which range from peer tutoring in the college to volunteering in the larger community. The emphasis on volunteering means that not only does Campus Ministry run an extensive volunteer program, but student organizations carry out volunteer programs as part of being chartered by the College.

Many colleges say they are student-centered, but Siena's Catholic, Franciscan vision of human life is essentially communal. It knows that life is lived in, with, and for, other human beings. At the same time, it respects the irreplaceable dignity of the individual and the individual's freedom of conscience. This communal and respectful experience begins within the college community and is carried out into the larger society.

Second, the Franciscan tradition provides resources which contribute to our academic excellence. Saint Francis called himself simple and unlearned, but he had a profound and coherent understanding of human identity, social life, and the physical world. This

understanding began with careful attention to the real experience of being human, living in a community, being situated in a particular place, but then he put this experience in the context of a tradition. He could also listen to and learn from people formed by other traditions.

Siena's Franciscan tradition guides Siena in creating a curriculum which stimulates individual intellectual growth and civic responsibility, connecting knowledge and action.

The Franciscan tradition also focuses us on pedagogical strategies which are both critical and interactive. It is the reason we limit our class sizes, it is the reason we emphasize the relationship between faculty and students.

At Siena, education is understood as a transformative experience: personal interaction, introduction into the traditions of human social life, and assuming responsibility. ■



SIENA COLLEGE *The Facts*

Enrollment: Approximately 2,900 undergraduates: 53% women, 47% men.

Student-Faculty Ratio 14:1. Class sizes range from 15-35.

Location: Suburban, 155-acre campus two miles north of Albany, less than three hours from New York City and Boston.

Majors

B.A.: American Studies, Classics, Creative Arts, Economics, English, Environmental Studies, French, History, Mathematics, Philosophy, Political Science, Psychology, Religious Studies, Social Work, Sociology, Spanish

B.S.: Biology, Chemistry, Computer Science, Economics, Finance, Marketing & Management, and Physics

B.B.A: Accounting

Computers

All Siena students have free Internet and e-mail access; students have 24-hour access to campus-wide computer system; Siena maintains specialized computer labs for Arts, Science, and Business students. Student-Computer Ratio: 12:1.

Student Life

80 percent of students live on campus in residence halls, suites or townhouses. More than 60 organizations, including Karate Club, Ski Club, Big Brothers/Big Sisters, Multicultural Center, Model UN, Stage Three, Students Events Board, and 88.3 FM-WVCR. Marcelle Athletic Complex ("The MAC") features exercise equipment, swimming pool, racquet and squash courts, aerobics, an elevated, banked running track and basketball courts. 18 NCAA Division I sports (7 for men, 11 for women); 20 intramural and club activities.

Costs

\$28,260 (tuition, room and board and fees in 2005-2006)
Approximately 85 percent of Siena students receive financial aid.



Pepsi Arena

The state-of-the-art 14,750-seat Pepsi Arena in downtown Albany has served as the Saints home court the past eight seasons. Over that time, Siena's attendance has soared to new heights, bringing national acclaim to the "mid-major program that competes in a major basketball setting."

The Pepsi Arena has helped Siena basketball grow into the premier sports entity in New York's Capital Region. With close to one million people to draw from, the Albany area has developed a national reputation as a booming college basketball town, and Siena has led the way.

This year, Siena will likely draw its 1-millionth fan, after averaging more than 6,400 fans for 145 home games at Pepsi Arena.

In March of 2003, the NCAA East Regionals were contested at the Pepsi Arena with Siena College serving as a co-host. This March, the MAAC Tournament will return to Albany, where it has enjoyed record attendances.

It is the support that the Siena program has received, however, that has made these national events a reality.

Last season, a sold-out crowd of 14,743 turned out for Siena's game against national power Syracuse at Pepsi Arena. That crowd, the largest ever to witness a Siena regular-season home game, helped catapult the Saints to 83rd nationally in Division I attendance, with an average of 6,440 fans at each home game.

In 2002-2003, new records were established as over 125,000 fans turned out for the Saints' 17 home dates, an average of better than 7,300 per game. That total placed 66th among all Division I schools and fourth nationally for mid-major programs. Siena also boasted the largest attendance figure in the nation per enrollment, ranking as only one of two schools in the top-100 with fewer than 3,000 students.

After drawing over 4,000 fans only once during the 1996-97 season (against 25th-ranked Rhode Island), Siena has been ranked among the top-100 nationally in attendance during each of the last six seasons. And the numbers continue to rise.

During the 1997-98 season, when Siena went 17-12 and advanced to the finals of the Metro Atlantic Athletic Conference Tournament, an average of 4,699 fans saw the Saints play at Pepsi Arena. That season, Siena surpassed the 5,000 mark four times and the 6,000 mark once, against Loyola, when 6,031 fans attended the game. Overall, 61,092 fans came through the turnstiles during the 1997-98 season, including a season-high 7,711 fans against Manhattan.

During the 1998-99 campaign, Siena posted a 25-6 record, won the MAAC Tournament Championship and advanced to the NCAA Tournament. Along the way, an average of 6,332 fans per game watched Siena play. That figure ranked 84th nationally.

In 1999-2000, a record 96,233 fans came through the turnstiles for the Saints' 15 home dates, an average of 6,416 per contest. Siena posted a 14-1 record in those games, and advanced to National Invitation Tournament, where it was awarded a home game versus the University of Massachusetts. Siena defeated UMass in front of 9,649 spectators.

During Siena's 13 home games in 2000-2001, 82,320 fans watched Siena post a 20-win season. Highlighted among



Siena's Crowds of 10,000 or more at Pepsi Arena

15,727	vs. Tulane *	3/22/94	W, 89-79
14,743	vs. Syracuse	11/27/04	L, 78-56
14,084	vs. UMass *	3/21/91	L, 82-80 (OT)
12,808	vs. Georgia Tech *	3/16/94	W, 76-68
12,231	vs. Canisius %	3/3/90	W, 71-53
12,117	vs. Pittsburgh	11/28/90	L, 82-80
11,844	vs. Iona %	3/6/00	L, 84-80
11,797	vs. UAlbany	11/21/03	W, 71-50
11,691	vs. LaSalle %	3/4/90	L, 106-90
11,672	vs. UAlbany	11/22/02	W, 79-75
11,488	vs. Manhattan	1/28/94	L, 98-73
11,477	vs. South Carolina *	3/19/91	W, 63-58
11,374	vs. Marist	1/30/99	W, 84-78
11,065	vs. Canisius %	3/2/91	W, 76-62
10,808	vs. Iona %	3/3/91	L, 95-90 (OT)
10,677	vs. Manhattan %	3/6/94	L, 65-58
10,671	vs. Xavier	12/23/02	L, 96-88
10,667	vs. Iona %	3/2/98	L, 90-75
10,285	vs. UAlbany	11/27/01	W, 60-48
10,284	vs. Niagara	2/24/01	L, 69-65
10,223	vs. Niagara %	3/7/92	W, 83-57
10,166	vs. Fairfield %	3/5/94	W, 84-73
10,043	vs. Canisius %	2/28/98	W, 87-83

* National Invitation Tournament
% MAAC Tournament

SIENA EXPECTING OUR
one millionth fan
THIS SEASON

the games that year was a crowd of 11,374, the biggest since the 1991 season, when Siena beat rival Marist, 84-78.

In 2001-2002, the crowds again came out in droves as an average of over 6,500 fans attended each home game to watch the Saints—the 80th best total in the nation. In the regular-season opener against Albany, 10,285 spectators passed through the turnstiles.

In 2003-2004, that total was again topped with over 86,905 spectators turning out for Siena's 13 games. The average of 6,685 placed 81st nationally.

The Saints are an impressive 77-32 at the Pepsi Arena (includes MAAC Tournament) the last seven seasons. ■

YEAR-BY-YEAR

Pepsi Arena Attendance

Season	Games	Attendance	Average
1990-91	6*	64,177	10,699
1991-92	3	22,185	7,395
1992-93	3	21,480	7,160
1993-94	6#	56,596	9,433
1994-95	4	16,604	4,151
1995-96	6	18,647	3,108
1996-97	7	25,645	3,663
1997-98	13	61,092	4,699
1998-99	13	82,320	6,332
1999-00	15^	96,233	6,416
2000-01	13	83,213	6,401
2001-02	13	85,651	6,589
2002-03	17\$	125,156	7,362
2003-04	13	86,905	6,685
2004-05	13	83,723	6,440
Total	145	930,287	6,416

* Includes three regular-season games and three NIT games

Includes four regular-season games and two NIT games

^ Includes one NIT game and 13 regular-season games

\$ Includes three NIT games and 14 regular-season games

Note: MAAC Tournament games are neutral site games and are not included in Siena's Pepsi Attendance.

Pepsi (Knickerbocker) Arena Records

Points:

- 44, Alvin Young, Niagara (vs. Siena 2/8/99)
- 43, Sean Green, Iona (vs. Siena 3/3/91)
- 37, Adonal Foyle, Colgate (vs. Siena 1/24/97)
- 36, Dwayne Archbold, Siena (vs. Marist 3/2/02)
- 36, E.J. Gallop, Albany (vs. Siena 11/27/01)

Field Goals:

- 16, Chad Gallagher, Creighton (vs. Siena 2/3/91)
- 16, Sean Green, Iona (vs. Siena 3/3/91)
- 14, Lionel Simmons, LaSalle (vs. Fairfield 3/3/91)

Field Goal Attempts:

- 28, Lionel Simmons, LaSalle (vs. Fairfield 3/3/91)
- 26, Alvin Young, Niagara (vs. Siena 2/8/99)
- 26, Randy Woods, LaSalle (vs. Fairfield 3/2/92)
- 26, Jerry Johnson, Rider (vs. Siena 2/20/05)**

Field Goal Percentage:

- 1.000 (8-8), Corey Osinski, Siena (vs. Quinnipiac 1/5/99)
- 1.000 (8-8), Damon Lopez, Fordham (vs. LaSalle 3/5/90)
- .917 (11-12), Michael Haddix, Siena (vs. Canisius 2/26/04)
- .909 (10-11), Jamal Marshall, Manhattan (vs. Siena 3/4/94)

Rebounds:

- 24, Todd Mattson, Army (vs. Holy Cross 3/3/90)
- 17, Jason Lawson, Villanova (vs. ODU 3/17/95)
- 17, Lee Matthews, Siena (vs. UMass 12/7/92)
- 17, Dave Holmes, Manhattan (vs. Siena 1/17/02)
- 17, Justin Miller, Siena (vs. Rider 1/29/04)

Free Throws:

- 16, Doremus Bennerman, Siena (vs. Fairfield 3/5/94)
- 14, Jamar Wilson, Albany (vs. Siena 11/23/04)
- 13, Alvin Young, Niagara (vs. Siena 2/8/99)
- 13, Shawnta Rogers, Geo. Washington (vs. Siena 12/23/98)

Free Throws Attempted:

- 20, Adonal Foyle, Colgate (vs. Siena 1/24/97)
- 18, Doremus Bennerman, Siena (vs. Fairfield 3/5/94)
- 17, Izett Buchanan, Marist (vs. Vermont 12/3/93)

Free Throw Percentage:

- 1.000 (13-13) Alvin Young, Niagara (vs. Siena 2/8/99)
- 1.000 (12-12) Dwayne Archbold, Siena (vs. Niagara 12/8/01)
- 1.000 (12-12) Shawnta Rogers, GWU (vs. Siena 12/23/98)
- 1.000 (10-10) Corey Osinski, Siena (vs. Niagara 2/8/99)

3-Pt. Percentage:

- 1.000 (4-4) Several

Most Assists:

- 13, Doremus Bennerman, Siena (vs. Fairfield 3/5/94)
- 12, Sean Kennedy, Marist (vs. Siena 3/2/02)
- 12, Tyson Wheeler, Rhode Island (vs. Siena 11/23/96)
- 12, Doug Overton, LaSalle (vs. Siena 3/4/90)

Most Steals:

- 7, James Clinton, Siena (vs. Radford 11/21/00)
- 7, Ted Ellis, Manhattan (vs. Iona 3/5/94)
- 6, Carey Wilson, Manhattan (vs. Siena 3/7/93)

Most Blocks:

- 6, Jason Lawson, Villanova (vs. ODU 3/17/95)
- 6, Harold Brantley, Fairfield (vs. Canisius 3/1/91)
- 6, Deng Gai, Fairfield (vs. Siena 1/12/05)



2004-2005 STATISTICS AND RESULTS

Player	GP/GS	Min	Avg	FG / Total		3/Point		Free Throws		Rebounds		Fouls					Pts	Avg	
				FG/FGA	FG%	FG/FGA	FG%	FT/FTA	FT%	Off/Def	Tot/Avg	PF	FO	A	TO	Blk			Stl
Haddix, Michael	12/11	356	29.7	67/152	.441	0/0	.000	45/76	.592	34/43	77/6.4	37	3	7	25	5	10	179	14.9
McClinton, Jack	30/23	969	32.3	137/324	.423	46/129	.357	88/108	.815	28/122	150/5.0	88	2	82	79	1	34	408	13.6
Mitchell, Tommy	29/19	673	23.2	73/203	.360	22/68	.324	71/88	.807	33/40	73/2.5	73	2	44	49	0	23	239	8.2
Jordan, Antoine	30/19	824	27.5	75/227	.330	17/76	.224	61/79	.772	60/115	175/5.8	74	2	61	49	11	50	228	7.6
Sniezyk, Brent	30/28	681	22.7	81/165	.491	0/0	.000	27/60	.450	62/92	154/5.1	97	2	14	44	15	19	189	6.3
Mensah, Kojo	12/8	262	21.8	20/71	.282	1/13	.077	28/48	.583	15/25	40/3.3	22	0	36	44	0	17	69	5.8
Fisher, Tay	30/10	591	19.7	54/176	.307	46/156	.295	18/22	.818	14/27	41/1.4	61	1	32	26	0	14	172	5.7
Fisher, Al	26/10	469	18.0	43/128	.336	16/61	.262	24/37	.649	13/52	65/2.5	40	0	44	57	3	22	126	4.8
Holle, Gary	27/13	538	19.9	50/121	.413	1/7	.143	29/43	.674	36/48	84/3.1	71	1	10	22	10	8	130	4.8
Ryan, David	28/9	537	19.2	42/124	.339	17/59	.288	24/32	.750	46/64	110/3.9	79	5	17	45	12	10	125	4.5
Beers, Mike	20/0	176	8.8	18/63	.286	13/52	.250	3/5	.600	4/16	20/1.0	20	1	9	10	0	3	52	2.6
Joel Green	9/0	50	5.6	2/9	.222	0/1	.000	1/2	.500	4/8	12/1.3	5	0	0	2	4	1	5	0.6
TEAM										63/55	118/3.9	0			8				
Total.....	30	-	-	662/1763	.375	179/622	.288	419/600	.698	412/707	1119/37.3	667	19	356	460	61	211	1922	64.1
Opponents	30	-	-	718/1626	.442	231/613	.377	523/785	.666	346/791	1137/37.9	571	-	455	431	150	227	2190	73.0

Date	Opponent	Score	W/L	Attend.	High Scorer	High Rebounder
11/17	vs Oregon State	67-69	L	1200	Haddix, Michael26	Haddix, Michael7 Jordan, Antoine7
11/18	vs Pepperdine	72-87	L	1600	Mensah, Kojo15	Jordan, Antoine7
11/19	vs New Orleans	73-81	L	1500	Mitchell, Tommy16	Jordan, Antoine10
11/23	UALBANY	65-86	L	8904	Haddix, Michael18	Haddix, Michael10
11/27	SYRACUSE	56-78	L	14743	Haddix, Michael15	Jordan, Antoine7 Haddix, Michael7
12/5	at Winthrop	58-67	L	1051	Jordan, Antoine14	Mensah, Kojo4 Haddix, Michael4
12/9	* at Manhattan	70-85	L	1432	Haddix, Michael21	Haddix, Michael10
12/11	* IONA	59-56	W	5603	Jordan, Antoine11	Jordan, Antoine11 Haddix, Michael11
12/14	at Youngstown	79-78	W (OT)	1497	Mitchell, Tommy17	Sniezyk, Brent11
12/23	at Fordham	59-69	L	1875	McClinton, Jack21	McClinton, Jack7
12/28	VERMONT	52-77	L	6423	McClinton, Jack16	McClinton, Jack10
1/02	at Monmouth	60-59	W	1742	McClinton, Jack15	Ryan, David7 McClinton, Jack7
1/7/	* at Marist	66-77	L	2948	Mitchell, Tommy22	Jordan, Antoine15
1/12	* FAIRFIELD	66-77	L	4705	McClinton, Jack23	Ryan, David13
1/15	PENNSYLVANIA	62-89	L	5904	Fisher, Tay13	Sniezyk, Brent7
1/17	* CANISIUS	80-84	L (OT)	4778	McClinton, Jack19	Jordan, Antoine15
1/22	* at Fairfield	58-80	L	2845	Sniezyk, Brent11	Jordan, Antoine5 Sniezyk, Brent5 McClinton, Jack5
1/24	* at Saint Peter's	59-62	L	1183	McClinton, Jack15	McClinton, Jack7
1/27	* NIAGARA	59-74	L	4710	McClinton, Jack22	Ryan, David8
1/29	* at Rider	47-67	L	1529	McClinton, Jack16	McClinton, Jack12
2/1	* MANHATTAN	68-66	W	5043	McClinton, Jack18	Sniezyk, Brent12
2/5	* at Canisius	57-65	L	1307	McClinton, Jack21	Sniezyk, Brent13
2/7	* at Niagara	66-81	L	1728	McClinton, Jack25	Fisher, Al7
2/10	* LOYOLA	65-68	L	5425	Mitchell, Tommy16	McClinton, Jack8
2/15	* SAINT PETER'S	76-80	L	4685	Sniezyk, Brent22	Sniezyk, Brent13
2/18	* MARIST	55-61	L	7119	McClinton, Jack16	McClinton, Jack6 Sniezyk, Brent6
2/20	* RIDER	78-69	W	5681	McClinton, Jack30	Sniezyk, Brent10 Fisher, Al10
2/24	* at Loyola	67-55	W	1455	McClinton, Jack18	McClinton, Jack8
2/26	* at Iona	72-75	L	2244	McClinton, Jack23	Jordan, Antoine7
3/4	# vs Iona	51-68	L	1600	Mitchell, Tommy17	Jordan, Antoine7

* - Conference game

#MAAC Tournament game



2004-2005 Points, Rebounds, Assists

Player	3 Mike Beers	4 Tay Fisher	14 David Ryan	20 Kojo Mensah	21 Al Fisher	25 Tommy Mitchell	30 Antoine Jordan	32 Jack McClinton	33 Michael Haddix	44 Gary Holle	45 Brent Sniezyk
vs Oregon State	DNP	12-5-0	0-4-1	10-5-4	0-0-0	3-1-0	9-7-1	2-1-3	26-7-0	0-0-0	5-6-1
vs Pepperdine	DNP	6-1-0	5-4-0	15-5-3	8-0-0	10-2-2	11-7-1	4-5-3	11-2-0	DNP	2-1-0
vs New Orleans	DNP	3-0-1	5-4-3	13-3-4	0-1-0	16-0-0	10-10-4	2-3-0	15-5-0	DNP	9-6-0
UALBANY	DNP	6-0-1	2-4-1	2-2-4	0-0-0	9-4-3	5-6-4	9-2-1	18-10-0	DNP	9-5-0
SYRACUSE	DNP	12-2-0	5-2-1	3-2-3	0-0-0	0-0-2	4-7-3	10-1-2	15-7-1	0-3-0	7-1-0
at Winthrop	8-1-1	0-2-1	DNP	2-4-2	DNP	5-0-1	14-3-1	6-3-2	13-4-4	10-2-0	0-2-0
at Manhattan	0-0-0	0-0-1	5-7-0	10-3-4	9-1-3	2-1-3	7-4-3	8-3-1	21-10-0	3-2-0	5-2-0
IONA	0-0-0	3-2-1	3-5-0	9-4-2	3-2-0	6-2-0	11-11-4	7-1-0	11-8-0	4-4-0	2-6-2
at Youngstown	0-1-0	15-1-4	8-8-0	DNP	0-2-0	17-5-4	12-8-1	14-7-5	DNP	8-5-0	5-11-0
at Fordham	3-2-1	0-1-0	4-0-0	DNP	DNP	13-3-4	11-6-4	21-7-1	DNP	6-2-0	1-6-0
VERMONT	3-5-0	14-2-0	0-3-0	DNP	DNP	11-5-1	4-3-3	16-10-4	DNP	2-2-0	2-2-1
at Monmouth	11-2-1	5-5-2	4-7-0	DNP	DNP	11-5-1	8-3-1	15-7-3	DNP	4-3-0	2-2-0
at Marist	0-1-0	3-0-0	11-3-1	0-4-3	0-1-0	22-2-0	16-15-0	5-4-3	DNP	3-6-2	6-4-0
FAIRFIELD	11-1-1	3-0-1	5-13-4	DNP	0-0-1	2-5-1	3-3-1	23-5-1	16-9-1	3-5-0	0-2-0
PENNSYLVANIA	4-0-1	13-3-3	3-4-1	DNP	9-5-1	2-0-1	0-2-1	9-4-4	12-5-0	6-1-1	4-7-0
CANISIUS	8-1-0	16-2-1	DNP	DNP	3-2-2	DNP	11-15-6	19-10-6	14-7-1	9-5-1	0-2-0
at Fairfield	4-1-0	7-2-2	2-4-1	DNP	3-1-0	5-1-0	6-5-0	8-5-1	7-3-0	5-2-1	11-5-1
at Saint Peter's	0-1-0	10-0-1	13-6-0	DNP	0-0-1	11-5-4	1-4-2	15-7-3	DNP	5-5-3	4-3-0
NIAGARA	DNP	4-1-1	11-8-1	DNP	8-3-4	2-1-0	3-4-2	22-2-1	DNP	4-5-1	5-3-1
at Rider	0-0-1	0-0-4	0-3-0	DNP	4-3-1	6-1-0	3-1-1	16-12-4	DNP	8-3-0	10-8-0
MANHATTAN	0-0-0	10-1-0	10-6-0	0-0-5	4-4-1	0-2-1	16-10-4	18-1-3	DNP	2-0-0	8-12-1
at Canisius	0-0-0	0-1-1	5-1-0	2-6-2	6-4-3	3-1-1	2-2-0	21-1-2	DNP	4-7-0	14-13-1
at Niagara	DNP	11-2-3	2-2-1	3-2-0	6-7-4	0-0-2	5-4-3	25-6-2	DNP	14-2-0	0-0-0
LOYOLA	0-1-0	5-1-1	0-0-0	DNP	12-6-5	16-0-1	14-7-1	5-8-2	DNP	4-5-0	9-7-0
SAINT PETER'S	DNP	11-2-2	0-1-0	DNP	5-1-0	9-8-0	6-7-5	16-4-7	DNP	7-3-1	22-13-1
MARIST	0-1-0	0-1-1	5-1-0	DNP	6-4-4	14-3-2	0-1-1	16-6-3	DNP	6-5-0	8-6-0
RIDER	DNP	0-2-0	7-4-1	DNP	11-10-4	9-2-1	4-1-1	30-8-2	DNP	6-1-0	11-10-2
at Loyola	0-1-2	0-1-0	10-2-0	DNP	11-3-2	7-3-3	8-5-1	18-8-7	DNP	1-2-0	12-5-1
at Iona	DNP	0-0-0	0-1-0	DNP	18-4-5	11-5-3	12-7-2	23-4-3	DNP	2-2-0	6-2-1
vs Iona	0-1-1	3-1-0	0-3-1	DNP	0-1-3	17-6-3	12-7-0	5-5-3	DNP	4-2-0	10-2-1

Individual Highs

Points: 30, Jack McClinton vs. Rider (2/20/05)

Field Goals: 9, Jack McClinton vs. Rider (2/20/05)
9, Brent Sniezyk vs. Saint Peter's (2/15/05)

Field Goal Percentage: .857 (6-7), Brent Sniezyk at Loyola (2/24/05)
.857 (6-7), Gary Holle at Niagara (2/7/05)
.857 (6-7), Tommy Mitchell vs. New Orleans (11/19/04)

3-Pt Field Goals: 5, Tay Fisher at Youngstown (12/14/04)

3-Pt Field Goal Percentage: .800 (4-5), Antoine Jordan at Winthrop (12-5-04)

Free Throws: 10, Michael Haddix vs. Oregon State (11/17/04)

Rebounds: 15, Antoine Jordan vs. Canisius (1/17/05)
15, Antoine Jordan at Marist (1/7/05)

Assists: 7, Jack McClinton at Loyola (2/24/05)
7, Jack McClinton vs. Saint Peter's (2/15/05)

Steals: 4, Several

Blocked Shots: 3, Brent Sniezyk vs. Saint Peter's (2/15/05)
3, Gary Holle at Youngstown (12/14/04)

Team Highs

Points: 80, vs. Canisius (1/17/05)

Field Goals: 27 vs. Canisius (1/17/05)
27 at Youngstown (12/14/04)
27 vs. New Orleans (11/19/04)

Field Goal Percentage: .510 (25-49) vs. Rider (2/20/05)

3-Pt Field Goals: 13 vs. Canisius (1/17/05)

3-Pt Field Goal Percentage: .448 (13-29) vs. Canisius (1/17/05)

Free Throws: 24 vs. Rider (2/20/05)

Rebounds: 55, at Youngstown (12/14/04)

Assists: 17, vs. Canisius (1/17/05)

Steals: 14 vs. Manhattan (2/1/05)

Blocked Shots: 6, at Youngstown (12/14/04)



Brent Sniezyk



2004-2005 Boxscores

Game 1

Oregon State 69, Siena 67

11/17/04 • RBC Center • Raleigh, N.C.

SIENA	FG	FGA	FT	FTA	REB	A	PTS
Mensah, Kojo	g	3	13	4	6	5	4
Mitchell, Tommy	g	1	1	0	0	1	0
Jordan, Antoine	f	4	7	1	1	7	1
Haddix, Michael	f	8	14	10	12	7	0
Sniezyk, Brent	c	2	5	1	2	6	1
Green, Joel	0	3	0	0	1	0	0
Fisher, Tay	4	11	0	0	5	0	12
Ryan, David	0	3	0	1	4	1	0
Fisher, Al	0	2	0	0	0	0	0
McClinton, Jack	1	5	0	0	1	3	2
Holle, Gary	0	0	0	0	0	0	0

TEAM	Totals
TEAM	23 64 16 22 41 10 67

OREGON STATE	FG	FGA	FT	FTA	TOT	A	PTS
Hurd, Lamar	g	2	6	0	0	4	1
Stephens, Chris	g	1	5	10	10	3	2
Cuic, Sasa	f	4	8	8	9	6	1
Nash, J.S.	f	4	11	5	6	8	1
Jeffers, Kyle	c	2	6	5	8	6	1
Jones, Marcel	1	2	0	0	1	0	2
Fontenet, Jason	2	4	2	2	0	2	6
Hanchett, Jim	2	2	0	0	1	0	4
Potter, Derek	0	1	0	0	0	0	0
Hooks, Kenny	0	1	0	0	2	0	0

TEAM	Totals
TEAM	18 46 30 35 36 8 69

3-Pt. Field Goals:

Siena 5-19: Mensah 0-3, Mitchell 1-1, Jordan 0-1, Green 0-1, Fisher, T. 4-10, Fisher, A. 0-2, McClinton 0-1

Oregon State 3-10: Stephens 0-1, Cuic 1-3, Nash 2-4, Fontenet 0-1, Hooks 0-1

Officials: Sean Hull, Raymia Sotons, William Humes

Halftime: Siena 36, Oregon State 30 • **Attendance:** 1200

Game 2

Pepperdine 87, Siena 72

11/18/04 • RBC Center • Raleigh, N.C.

SIENA	FG	FGA	FT	FTA	TOT	A	PTS
Mensah, Kojo	g	3	8	9	11	5	3
Mitchell, Tommy	g	4	13	1	1	2	10
Jordan, Antoine	f	5	11	1	2	7	1
Haddix, Michael	f	4	7	3	6	2	0
Sniezyk, Brent	c	1	1	0	0	1	0
Green, Joel	0	1	0	0	1	0	0
Fisher, Tay	2	7	0	0	1	0	6
Ryan, David	1	4	2	2	4	0	5
Fisher, Al	2	5	2	2	0	0	8
McClinton, Jack	1	5	2	2	0	0	8

TEAM	Totals
TEAM	23 62 20 26 35 9 72

PEPPERDINE	FG	FGA	FT	FTA	TOT	A	PTS
McGowan, Glen	g	5	9	8	8	5	1
Acker, Alex	g	7	14	3	4	8	2
Pinegar, Jesse	f	4	5	0	0	3	0
Lea, Marvin	f	4	8	3	4	1	14
Diawara, Yakhoubou	c	7	13	5	9	8	2
Costain, Kingsley	1	2	0	0	1	0	3
Jarbo, Kieith	1	1	0	0	1	0	2
Turner, Robert	0	1	0	0	2	0	0
Griffin, Chase	0	0	0	0	0	0	0
Horning, Cody	0	4	0	0	1	1	1
Hicks, Russell	0	0	0	0	0	0	0
Henry, Jarrad	2	4	0	0	4	0	4

TEAM	Totals
TEAM	31 61 19 27 39 20 87

3-Pt. Field Goals:

Siena 6-29: Mitchell 1-7, Jordan 0-3, Fisher, T. 2-7, Ryan 1-3, Fisher, A. 2-5, McClinton, Jack 0-4

Pepperdine 6-16: McGowan 0-2, Acker 2-5, Pinegar 2-2, Lea 1-2, Costain 1-2, Horning 0-3

Officials: Steve Gordan, Dwayne Gladden, Curtis Blair

Halftime: Pepperdine 52, Siena 40 • **Attendance:** 1600

Game 3

New Orleans 81, Siena 73

11/19/04 • RBC Center

SIENA	FG	FGA	FT	FTA	REB	A	PTS
Mensah, Kojo	g	5	14	3	6	3	4
Mitchell, Tommy	g	6	7	2	2	0	16
Jordan, Antoine	f	3	9	2	2	10	4
Haddix, Michael	f	5	14	5	8	5	0
Sniezyk, Brent	c	4	6	1	1	6	0
Green, Joel	0	0	0	0	1	0	0
Fisher, Tay	1	3	0	0	0	1	3
Ryan, David	2	2	0	0	4	3	5
Fisher, Al	0	0	0	0	1	0	0
McClinton, Jack	1	3	0	0	3	0	2

TEAM	Totals
TEAM	27 58 13 19 36 12 73

NEW ORLEANS	FG	FGA	FT	FTA	REB	A	PTS
McCalebb, Bo	g	11	14	5	11	2	9
Bostic, Todd	g	2	5	0	0	3	2
Malloy, Shawn	f	2	6	3	3	7	2
Barnes, Chad	f	4	10	4	6	3	2
Elias, Ben	c	5	7	3	6	1	1
McNeilly, Jamie	2	6	5	6	1	1	10
Manning, Jacob	0	0	0	0	1	0	0
Melvin, Lionel	1	1	2	2	0	2	4

TEAM	Totals
TEAM	27 49 22 34 28 19 81

3-Pt. Field Goals:

Siena 6-15: Mensah 0-3, Mitchell 2-3, Jordan 2-4, Fisher, T. 1-3, Ryan 1-1, McClinton 0-1

New Orleans 5-15: McCalebb 2-4, Bostic 1-2, Barnes 1-7, McNeilly 1-2

Officials: Tim Nestor, Roger Ayers, Steve Coleman

Halftime: New Orleans 44, Siena 36 • **Attendance:** 1500

Game 4

Albany 86, Siena 65

11/23/04 • Pepsi Arena • Albany, N.Y.

SIENA	FG	FGA	FT	FTA	REB	A	PTS
Jordan, Antoine	f	1	10	2	3	6	4
Haddix, Michael	f	7	16	4	5	10	0
Sniezyk, Brent	c	4	5	1	2	5	0
Mensah, Kojo	g	0	4	2	4	2	4
Mitchell, Tommy	g	3	10	2	2	4	3
Green, Joel	2	5	1	2	5	0	5
Fisher, Tay	2	4	0	1	0	1	6
Ryan, David	0	4	2	2	4	1	2
Fisher, Al	0	1	0	0	0	0	0
McClinton, Jack	3	10	2	3	2	1	9

TEAM	Totals
TEAM	22 69 16 24 39 14 65

ALBANY	FG	FGA	FT	FTA	REB	A	PTS
Jordan, Lucious	f	7	12	2	3	4	3
Levine, Levi	f	6	11	0	0	11	3
Zoellner, Kirsten	c	5	6	3	8	8	2
Lati, Jon	g	6	12	3	5	6	3
Willis, Jamar	g	3	6	14	14	7	10
Lillis, Brian	0	1	0	0	2	0	0
Wyatt, Christopher	0	0	0	0	0	0	0
Wilson, Robert	0	2	0	2	1	0	0
St. Hillaire, Aquawa	0	0	0	0	0	0	0

TEAM	Totals
TEAM	27 50 22 32 39 21 86

3-Pt. Field Goals:

Siena 5-19: Jordan 1-7, Mitchell 1-5, Fisher, T. 2-4, Ryan 0-1, Fisher, A. 0-1, McClinton 1-1

Albany 10-17: Jordan 3-4, Levine 2-2, Lati 5-9, Wilson 0-2

Officials: Ben Vasconcells, Robert Adams, Gary Tracy

Halftime: Albany 50, Siena 32 • **Attendance:** 8904

Game 5

Syracuse 78, Siena 56

11/27/04 • Pepsi Arena • Albany, N.Y.

SIENA	FG	FGA	FT	FTA	REB	A	PTS
Jordan, Antoine	f	1	10	2	2	7	3
Haddix, Michael	f	6	15	3	6	7	1
Sniezyk, Brent	c	3	4	1	2	1	0
Mensah, Kojo	g	0	0	3	6	2	3
McClinton, Jack	g	5	11	0	1	1	2
Green, Joel	0	0	0	0	0	0	0
Fisher, Tay	4	7	0	0	2	0	12
Ryan, David	1	5	2	2	2	1	5
Fisher, Al	0	4	0	0	0	0	0
Mitchell, Tommy	0	3	0	0	0	2	0
Holle, Gary	0	3	0	0	3	0	0

TEAM	Totals
TEAM	20 62 11 19 30 12 56

SYRACUSE	FG	FGA	FT	FTA	REB	A	PTS
Warrick, Hakim	f	4	12	5	10	15	5
Nichols, Demetris	f	0	3	2	2	4	0
Forth, Craig	c	3	6	1	2	8	0
McNamara, Gerry	g	9	17	5	5	1	3
Pace, Josh	g	5	6	3	4	6	4
Watkins, Darryl	2	3	2	3	5	1	6
Wright, Dayshawn	0	1	2	2	1	0	2
Wright, Josh	0	1	0	0	1	0	0
Roberts, Terrence	0	2	0	0	4	0	0
McCroskey, Louie	3	4	0	0	3	1	6

TEAM	Totals
TEAM	26 55 20 28 53 14 78

3-PT. field goals:

Siena 5-19: Jordan 0-5, McClinton 0-3, Fisher, T. 4-6, Ryan, 1-2, Fisher, A. 0-2, Mitchell 0-1

Syracuse 6-18: Warrick 0-1, Nichols 0-1, McNamara 6-14, Wright, J. 0-1, McCroskey 0-1

Officials: Michael Stephens, Ray Perone, Jim Haney

Halftime: Syracuse 32, Siena 25 • **Attendance:** 14743

Game 6

Winthrop 67, Siena 58

12/5/04 • Winthrop Coliseum • Rock Hill, S.C.

SIENA	FG	FGA	FT	FTA	REB	A	PTS
Mitchell, Tommy	g	2	6	0	0	0	1
Jordan, Antoine	f	4	8	2	3	3	1
Haddix, Michael	f	6	12	1	4	4	4
Sniezyk, Brent	c	0	0	0	0	2	0
Mensah, Kojo	g	0	6	2	4	4	2
Green, Joel	0	0	0	0	1	0	0
Beers, Mike	3	7	0	0	1	1	8
Fisher, Tay	0	1	0	0	2	1	0
McClinton, Jack	1	5	3	3	3	2	6

2004-2005 Boxscores

Game 7

Manhattan 85, Siena 70

12/9/04 • Draddy Gymnasium • Riverdale, N.Y.

SIENA	FG	FGA	FT	FTA	REB	A	PTS
Jordan, Antoine	f	2	6	2	2	4	3
Haddix, Michael	f	7	12	7	10	10	21
Sniezyk, Brent	c	2	2	1	2	2	5
Mensah, Kojo	g	3	7	3	4	3	4
Mitchell, Tommy	g	0	3	2	2	1	3
Green, Joel	0	0	0	0	0	1	0
Beers, Mike	0	1	0	0	0	0	0
Fisher, Tay	0	1	0	0	0	1	0
Ryan, David	2	4	0	0	7	0	5
Fisher, Al	4	6	0	0	1	3	9
McClinton, Jack	4	10	0	0	3	1	8
Holle, Gary	1	1	1	2	2	0	3

TEAM	Totals	FG	FGA	FT	FTA	REB	A	PTS
Manhattan	85	25	53	16	22	35	15	70

MANHATTAN	FG	FGA	FT	FTA	REB	A	PTS
Konovelchick, Mike	f	7	12	3	6	4	1
Mulligan, Peter	f	11	15	10	13	3	2
Dubois, Arturo	c	1	3	1	2	0	1
Wingate, Jason	g	2	4	4	7	2	4
Anderson, CJ	g	3	9	3	4	9	3
Xavier, Jeff	0	1	0	0	0	1	0
Gatling, Justin	0	0	0	0	0	0	0
Minor, Kenny	3	4	2	2	3	3	10
Johnson, Christiano	0	0	0	0	0	0	0
Enescu, Mihai	0	0	0	0	0	0	0
Lee, CJ	0	0	0	0	0	0	0
Ngarndi, Guy	0	0	0	2	2	0	0

TEAM	Totals	FG	FGA	FT	FTA	REB	A	PTS
Manhattan	85	27	48	23	36	26	15	85

3-Pt. Field Goals:

Siena 4-14: Jordan 1-3, Mensah 1-1, Beers 0-1, Fisher, T. 0-1, Ryan 1-2, Fisher, A. 1-3, McClinton 0-3

Manhattan 8-14: Konovelchick 2-5, Mulligan 3-4, Wingate 1-1, Xavier 0-1, Minor 2-3

Officials: Ed Corbett, Jeffrey Anderson, Kevin Ferguson

Halftime: Manhattan 42, Siena 39 • **Attendance:** 1432

Game 8

Siena 59, Iona 56

12/11/04 • Pepsi Arena • Albany, N.Y.

SIENA	FG	FGA	FT	FTA	REB	A	PTS
Ryan, David	f	0	5	3	4	5	0
Jordan, Antoine	f	2	6	7	10	11	4
Haddix, Michael	c	4	12	3	10	8	0
Fisher, Tay	g	1	5	0	0	2	1
McClinton, Jack	g	2	6	2	2	1	0
Beers, Mike	0	1	0	0	0	0	0
Mensah, Kojo	4	7	1	4	4	2	9
Fisher, Al	1	1	0	0	2	0	3
Mitchell, Tommy	0	0	6	9	2	0	6
Holle, Gary	2	3	0	0	4	0	4
Sniezyk, Brent	1	5	0	0	6	2	2

TEAM	Totals	FG	FGA	FT	FTA	REB	A	PTS
Siena	59	17	51	22	39	50	9	59

IONA	FG	FGA	FT	FTA	REB	A	PTS
Springer, Gary	f	0	1	0	0	3	0
Marshall, Justin	f	0	3	0	1	0	0
Jenkins, Greg	c	1	5	6	12	5	0
Soliver, Ricky	g	5	16	10	15	7	3
Burt, Steve	g	5	17	5	8	8	1
Atkins, Tariq	0	2	0	2	2	1	0
McCullough, Marvin	1	3	1	2	0	0	3
Henson, Charles	0	0	0	0	0	0	0
Bruin, Anthony	0	3	1	2	5	0	1
Wachsmann, Kiril	0	3	3	4	10	0	3

TEAM	Totals	FG	FGA	FT	FTA	REB	A	PTS
Iona	56	12	53	26	46	49	5	56

3-Pt. Field Goals:

Siena 3-15: Ryan 0-2, Jordan 0-2, Fisher, T. 1-4, McClinton 1-2, Beers 0-1, Mensah 0-3, Fisher, A. 1-1

Iona 9-23: Soliver 3-8, Burt 3-10, Atkins 0-1, McCullough 3-3, Wachsmann 0-1

Officials: Kenneth Clark, John Sweeney, Jeffrey Smith

Halftime: Siena 32, Iona 30 • **Attendance:** 5603

Game 9

Siena 79, Youngstown State 78

12/14/04 • Beehly Center • Youngstown, Ohio

SIENA	FG	FGA	FT	FTA	REB	A	PTS
Ryan, David	f	3	8	0	1	8	0
Jordan, Antoine	f	5	13	1	1	8	1
Sniezyk, Brent	c	2	9	1	2	11	0
Fisher, Tay	g	5	14	0	0	1	4
McClinton, Jack	g	5	10	4	6	7	5
Green, Joel	0	0	0	0	0	0	0
Beers, Mike	0	2	0	0	1	0	0
Fisher, Al	0	0	0	0	2	0	0
Mitchell, Tommy	5	13	5	6	5	4	17
Holle, Gary	2	5	4	4	5	0	8

TEAM	Totals	FG	FGA	FT	FTA	REB	A	PTS
Sienna	79	27	74	15	20	55	14	79

YOUNGSTOWN	FG	FGA	FT	FTA	REB	A	PTS
Barber, John	f	0	2	2	2	2	1
Radakovich, Brian	f	3	10	5	6	7	0
Mends, Jon	g	4	9	0	2	4	6
Humphrey, Quin	g	3	9	3	4	4	2
Harris, Derrick	g	9	22	2	3	8	3
Silverman, Zach	3	9	5	5	7	1	13
Holmes, Dwight	0	0	0	0	0	0	0
Jones, Dan	0	1	0	0	1	0	0
LaForme, Colin	2	3	0	0	1	1	4
Adams, Mike	0	0	0	0	0	0	0
McQueen, Khari	2	8	2	8	8	1	6

TEAM	Totals	FG	FGA	FT	FTA	REB	A	PTS
Youngstown	78	26	73	19	30	51	15	78

3-Pt. Field Goals:

Siena 10-26: Ryan 2-6, Jordan 1-1, Fisher, T. 5-12, McClinton 0-2, Beers 0-2, Mitchell 2-3

Youngstown 7-25: Barber 0-1, Radakovich 2-4, Humphrey 1-5, Harris 2-7, Silverman 2-7, Jones 0-1

Officials: Steve Skiles, Bruce Benedict, Gerry Pollard

Halftime: Siena 29, Youngstown 25 • **Attendance:** 1497

Game 10

Fordham 69, Siena 59

12/23/04 • Rose Hill Gym • Bronx, N.Y.

SIENA	FG	FGA	FT	FTA	REB	A	PTS
Ryan, David	f	2	4	0	0	0	0
Jordan, Antoine	f	4	9	2	2	6	4
Sniezyk, Brent	c	0	3	1	4	6	0
Mitchell, Tommy	g	4	8	4	4	3	4
Fisher, Tay	g	0	2	0	0	1	0
Green, Joel	0	0	0	0	2	0	0
Beers, Mike	1	5	0	0	2	1	3
McClinton, Jack	8	13	3	4	7	1	21
Holle, Gary	2	10	2	2	2	0	6

TEAM	Totals	FG	FGA	FT	FTA	REB	A	PTS
Sienna	59	21	54	12	16	32	10	59

FORDHAM	FG	FGA	FT	FTA	REB	A	PTS
Osei, Dominic	f	0	1	0	0	1	1
Dunston, Bryant	f	5	12	1	2	6	3
Ya'akosi, Mushon	c	6	10	5	7	9	1
Anderson, Jermaine	g	4	10	5	6	2	2
Anderson, Kevin	g	0	2	0	0	1	6
Carr, Ryan	0	0	0	0	0	0	0
Stout, Marcus	5	9	2	3	6	2	16
Perez, Miguel	0	0	0	0	0	0	0
Green, Sebastian	0	1	0	0	1	1	0
McCrae, Corey	2	4	2	2	3	1	8
Binns, Michael	0	1	0	0	1	0	0
Giacobbe, Jon	0	0	0	0	0	0	0
Vita, Nick	0	2	0	0	2	0	0
Blaine, Dan	0	0	0	0	0	0	0

TEAM	Totals	FG	FGA	FT	FTA	REB	A	PTS
Fordham	69	22	52	15	20	34	17	69

3-Pt. Field Goals:

Siena 5-19: Ryan 0-1, Jordan 1-3, Mitchell 1-3, Fisher 0-2, Beers 1-5, McClinton 2-4, Holle 0-1

Fordham 10-21: Anderson, J. 4-8, Stout 4-7, McCrae 2-4, Binns 0-1, Vita 0-1

Officials: D.J. Carstensen, Kevin Ferguson, Ray Perone

Halftime: Fordham 35, Siena 31 • **Attendance:** 1875

Game 11

Vermont 77, Siena 52

12/27/04 • Pepsi Arena • Albany, N.Y.

SIENA	FG	FGA	FT	FTA	REB	A	PTS
Ryan, David	f	0	4	0	0	3	0
Jordan, Antoine	f	1	9	2	2	3	3
Sniezyk, Brent	c	1	3	0	0	2	1
Mitchell, Tommy	g	4	13	2	2	5	1
McClinton, Jack	g	6	13	3	4	10	4
Beers, Mike	1	7	0	0	5	0	3
Fisher, Tay	5	9	0	0	2	0	14
Holle, Gary	1	4	0	0	2	0	2

TEAM	Totals	FG	FGA	FT	FTA	REB	A	PTS
Siena	52	19	62	7	8	38	9	52

VERMONT	FG	FGA	FT	FTA	REB	A	PTS
Coppenrath, Taylor	f	12	19	10	14	8	4
Mopa Njila, Germain	f	3	6	0	2	1	3
Klimes, Martin	c	0	3	3	6	7	4
Sorrentine, T.J.	g	5	15	0	1	5	7
Hehn, David	g	1	4	0	0	2	2
Cieplicki, Kyle	1	2	0	0	2	0	3
Powlovich, Chad	0	0	2	2	1	1	2
McCorry, Timothy	0	1	0	0	0	0	0
Jensen, Alex	0	2	0	0	2	1	0
Schneider, Ryan	2	5	2	4	3	0	7
Duell, Josh	2	4	0	0	2	0	5

2004-2005 Boxscores

Game 13

Marist 77, Siena 66

1/7/05 • McMann Center • Poughkeepsie, N.Y.

SIENA	FG	FGA	FT	FTA	REB	A	PTS
Ryan, David	f	3	6	2	2	3	11
Jordan, Antoine	f	6	19	4	6	15	16
Sniezyk, Brent	c	2	6	2	2	4	6
Mitchell, Tommy	g	8	20	3	4	2	22
McClinton, Jack	g	2	6	0	1	4	5
Beers, Mike		0	0	0	0	1	0
Fisher, Tay		1	3	0	0	0	3
Mensah, Kojo		0	4	0	1	4	0
Fisher, Al		0	0	0	0	1	0
Holle, Gary		1	4	1	2	6	2

TEAM	FG	FGA	FT	FTA	REB	A	PTS
Totals	23	68	12	18	43	9	66

MARIST	FG	FGA	FT	FTA	REB	A	PTS
Farmer, Ben	f	3	6	1	2	4	9
Stilphen, Ryan	f	7	9	2	6	7	17
McClurkin, Will	c	6	11	0	0	6	12
Whittington, Will	g	3	6	1	3	3	10
Jordan, Jared	g	3	5	0	0	3	7
Monagan, Pierre		0	1	2	3	2	0
Orman, Miles		2	3	1	2	1	6
Hood, Carl		3	6	5	6	6	14

TEAM	FG	FGA	FT	FTA	REB	A	PTS
Totals	27	47	12	22	32	16	77

3-Pt. Field Goals:

Siena 8-27: Ryan 3-5, Jordan 0-4, Mitchell 3-9, McClinton 1-4, Fisher, T. 1-3, Mensah 0-1, Holle 0-1

Marist 11-16: Farmer 2-2, Stilphen 1-1, Whittington 3-5, Jordan 1-2, Monagan 0-1, Orman 1-1, Hood 3-4

Officials: Ed Corbett, John Sweeney, John Fouchet

Halftime: Marist 38, Siena 33 • **Attendance:** 2948

Game 14

Fairfield 77, Siena 66

1/12/05 • Pepsi Arena • Albany, N.Y.

SIENA	FG	FGA	FT	FTA	REB	A	PTS
Ryan, David	f	1	2	2	2	13	4
Jordan, Antoine	f	1	4	1	2	3	1
Sniezyk, Brent	c	0	1	0	0	2	0
Mitchell, Tommy	g	1	10	0	2	5	1
McClinton, Jack	g	8	17	4	5	5	23
Beers, Mike		4	9	0	0	1	11
Fisher, Tay		1	7	0	0	0	3
Fisher, Al		0	3	0	0	0	1
Haddix, Michael		6	10	4	6	9	16
Holle, Gary		1	2	1	2	5	0

TEAM	FG	FGA	FT	FTA	REB	A	PTS
Totals	23	65	12	19	50	11	66

FAIRFIELD	FG	FGA	FT	FTA	REB	A	PTS
Maxwell, DeWitt	f	6	10	6	9	4	18
Van Schaick, Michael	f	2	4	0	0	2	4
Gai, Deng	c	5	12	4	8	8	14
Todd, Terrence	g	4	9	7	8	5	16
Goode, Tyquawn	g	2	6	0	1	4	7
Bell, Michael		4	7	4	6	4	12
O'Sullivan, Marty		0	0	0	2	0	0
Sogadzi, Kudjo		3	5	0	1	3	0

TEAM	FG	FGA	FT	FTA	REB	A	PTS
Totals	26	53	21	35	32	15	77

3-Pt. Field Goals:

Siena 8-23: Ryan 1-1, Jordan 0-1, Mitchell 0-1, McClinton 3-5, Beers 3-7, Fisher, T. 1-6, Fisher, A. 0-2

Fairfield 4-15: DeWitt 0-1, Van Schaick 1-1, Todd 1-5, Goode 1-4, Bell 0-2, Sogadzi 1-2

Officials: Pat Driscoll, George Harry, David Walker

Halftime: Fairfield University 44, Siena 35 • **Attendance:** 4705

Game 15

Pennsylvania 89, Siena 62

1/15/05 • Pepsi Arena • Albany, N.Y.

SIENA	FG	FGA	FT	FTA	REB	A	PTS
Ryan, David	f	1	6	0	2	4	1
Jordan, Antoine	f	0	3	0	0	2	1
Haddix, Michael	c	5	9	2	4	5	12
Mitchell, Tommy	g	1	3	0	0	0	1
McClinton, Jack	g	3	7	2	4	4	9
Beers, Mike		1	6	1	2	0	1
Fisher, Tay		4	11	2	2	3	13
Fisher, Al		3	6	2	2	5	1
Holle, Gary		3	8	0	0	1	6
Sniezyk, Brent		1	2	2	5	7	0

TEAM	FG	FGA	FT	FTA	REB	A	PTS
Totals	22	61	11	21	32	13	62

PENNSYLVANIA	FG	FGA	FT	FTA	REB	A	PTS
Danley, Steve	f	2	3	2	2	2	5
Zoller, Mark	f	7	9	4	5	4	18
Jaaber, Ibrahim	g	2	6	0	0	6	1
Osmundson, Eric	g	6	11	1	2	3	17
Begley, Tim	g	3	8	2	2	5	9
Fikiel, Jan		3	4	2	2	1	9
Whitehurst, David		1	3	0	1	2	0
Gill, Joe		0	1	0	0	1	0
Ebiede, Friedrich		3	4	1	2	5	1
Pettinella, Ryan		4	4	1	2	5	1
Heil, Eric		0	1	0	0	1	0
Majette, Nameir		1	1	2	4	3	0

TEAM	FG	FGA	FT	FTA	REB	A	PTS
Totals	32	55	15	22	42	24	89

3-PT. field goals:

Siena 7-29: Ryan 1-4, Jordan 0-1, Mitchell 0-1, McClinton 1-3, Beers 1-6, Fisher, T. 3-10, Fisher, A. 1-3, Holle 0-1

Pennsylvania 10-24: Danley 1-1, Zoller 0-1, Jaaber 0-3, Osmundson 4-6, Begley 3-6, Fikiel 1-2, Whitehurst 1-2, Gill 0-1, Ebiede 0-1, Heil 0-1

Officials: John Sweeney, Michael Alvaro, Gary Tracy

Halftime: Pennsylvania 44, Siena 33 • **Attendance:** 5904

Game 16

Canisius 84, Siena 80

1/17/05 • Pepsi Arena • Albany, N.Y.

SIENA	FG	FGA	FT	FTA	REB	A	PTS
Jordan, Antoine	f	4	10	1	2	15	6
Haddix, Michael	f	6	16	2	4	7	14
Sniezyk, Brent	c	0	3	0	0	2	0
Fisher, Tay	g	4	12	4	5	2	16
McClinton, Jack	g	6	16	3	4	10	19
Beers, Mike		3	4	0	0	1	8
Fisher, Al		1	4	0	0	2	2
Holle, Gary		3	7	3	4	5	1

TEAM	FG	FGA	FT	FTA	REB	A	PTS
Totals	27	72	13	19	47	17	80

CANISIUS	FG	FGA	FT	FTA	REB	A	PTS
Wilson, Darnell	f	4	6	2	3	9	3
Downey, Kein	f	8	17	2	3	6	3
Doss, Dewitt	g	9	12	3	5	3	4
Harris, Chuck	g	3	9	3	8	5	11
Popofski, Jon	g	3	13	6	7	4	13
Sargeant, Rigoberto		0	2	0	0	9	2
Vanderheide, Marcus		1	1	0	0	2	0
Byrd, Anthony		0	3	2	2	0	0

TEAM	FG	FGA	FT	FTA	REB	A	PTS
Totals	28	63	18	28	39	18	84

3-PT. Field Goals:

Siena 13-29: Jordan 2-3, Fisher, T. 4-12, McClinton 4-7, Beers 2-3, Fisher, A. 1-4

Canisius 10-23: Downey 1-4, Doss 6-8, Harris 2-3, Popofski 1-6, Byrd 0-2

Officials: John Hughes, Ed Corbett, John Regan

Halftime: Canisius College 42, Siena 41 • **Attendance:** 4778

Game 17

Fairfield 80, Siena 58

1/22/05 • Arena at Harbor Yard • Bridgeport, Conn.

SIENA	FG	FGA	FT	FTA	REB	A	PTS
Jordan, Antoine	f	1	5	4	5	5	0
Haddix, Michael	f	3	15	1	1	3	0
Sniezyk, Brent	c	5	9	1	6	5	11
Fisher, Tay	g	1	4	4	5	2	7
McClinton, Jack	g	2	6	2	2	5	1
Beers, Mike		1	4	2	3	1	0
Ryan, David		1	4	0	1	4	1
Fisher, Al		1	5	0	0	1	0
Mitchell, Tommy		1	1	2	2	1	0
Holle, Gary		2	2	1	1	2	1

TEAM	FG	FGA	FT	FTA	REB	A	PTS
Totals	18	55	17	26	39	6	58

FAIRFIELD	FG	FGA	FT	FTA	REB	A	PTS
Maxwell, DeWitt	f	4	5	2	2	8	3
Van Schaick, Michael	f	2	4	0	0	3	7
Gai, Deng	c	8	14	1	1	5	18
Todd, Terrence	g	4	10	2	2	6	5
Goode, Tyquawn	g	4	7	2	2	4	3
Bell, Michael		2	3	1	2	1	0
Drescher, Zach		0	0	0	0	0	0
O'Sullivan, Marty		1	3	0	0	0	0
Greco, Chris		0	0	1	2	0	0
Sogadzi, Kudjo		2	6	1	3	1	6
DiStefano, Mike		0	0	0	0	0	0
Bentley, Charles		0	1	0	0	1	0
Birge, Tim		0	0	0	0	0	0
Carter, Alvin		1	2	5	6	3	1
Middleton, Geoff		0	1	0	2	0	0

TEAM	FG	FGA	FT	FTA	REB	A	PTS
Totals	28	56	15	21	36	21	80

3-PT. Field Goals:

Siena 5-17: Jordan 0-2, Fisher, T. 1-3, McClinton 2-4, Beers 0-3, Ryan 0-2, Fisher, A. 1-2, Mitchell 1-1

Fairfield 9-18: Van Schaick 2-3, Gai 1-2, Todd 1-2, Goode 3-5, Bell 1-2, Sogadzi 1-2, Bentley 0-1, Carter 0-1

Officials: Jeff Smith, D.J. Carstensen, Wally Rutecki

Halftime: Fairfield 39, Siena 35 • **Attendance:** 2845

Game 18

Saint Peter's 62, Siena 59

1/24/05 • Yanitelli Center • Jersey City, N.J.

SIENA	FG	FGA	FT	FTA
-------	----	-----	----	-----

2004-2005 Boxscores

Game 19

Niagara 74, Siena 59

1/27/05 • Pepsi Arena • Albany, N.Y.

SIENA	FG	FGA	FT	FTA	REB	A	PTS
Mitchell, Tommy	f	1	7	0	0	1	0
Holle, Gary	f	2	11	0	0	5	4
Sniezyk, Brent	c	2	4	1	1	3	5
Fisher, Tay	g	1	5	1	2	1	4
McClinton, Jack	g	7	13	5	6	2	22
Ryan, David		4	9	3	4	8	11
Fisher, Al		3	11	2	2	3	8
Jordan, Antoine		1	5	0	0	4	2

TEAM	3						
Totals	21	65	12	15	30	11	59

NIAGARA	FG	FGA	FT	FTA	REB	A	PTS
Duffey, J.R.	f	1	3	1	2	11	0
Mendez, Juan	f	6	11	10	11	16	2
Miles, Lorenzo	g	2	11	2	2	3	7
Cruz, Alvin	g	5	8	1	2	6	12
Brooks, David		8	13	0	0	2	23
Hodge, Stanley		0	1	2	3	1	1
Mathis, James		1	4	0	0	5	1
Durosier, Barry		0	3	0	0	2	0
Noel, Greg		0	0	0	0	0	0
Charles, Hensley		0	2	0	0	1	0

TEAM	5						
Totals	23	56	16	20	52	15	74

3-Pt. Field Goals:

Siena 5-19: Mitchell 0-2, Fisher, T. 1-5, McClinton 3-5, Ryan 0-2, Fisher, A.0-3, Jordan 1-2

Niagara 12-33: Duffey 0-2, Mendez 3-5, Miles 1-8, Cruz 1-3, Brooks 7-12, Durosier 0-3

Officials: Ed Corbett, Ron Tyburski, Dwayne Gladden

Halftime: Siena 41, Niagara 38 • **Attendance:** 4710

Game 20

Rider 67, Siena 47

1/29/05 • Alumni Gym • Lawrenceville, N.J.

SIENA	FG	FGA	FT	FTA	REB	A	PTS
Holle, Gary	f	3	5	2	2	3	0
Sniezyk, Brent	c	5	7	0	0	8	0
Fisher, Tay	g	0	6	0	0	0	4
Fisher, Al	g	1	4	2	3	3	1
McClinton, Jack	g	6	12	2	2	12	4
Beers, Mike		0	3	0	0	0	1
Ryan, David		0	3	0	0	3	1
Mitchell, Tommy		3	6	0	0	1	0
Jordan, Antoine		1	2	1	1	1	1

TEAM	4						
Totals	19	48	7	8	35	11	47

RIDER	FG	FGA	FT	FTA	REB	A	PTS
Thompson, Jason	f	1	6	1	2	4	3
Johnson, Paul	f	1	4	1	2	1	0
Castleberry, Steve	c	3	8	1	2	6	1
Johnson, Jerry	g	4	11	4	4	5	6
Taylor, Robert	g	3	7	0	0	5	2
Warner, Kamron		2	6	0	0	1	0
Muniz, Edwin		6	9	2	2	6	1
Mouton, Terrance		4	9	0	0	2	1
White, Aaron		0	0	0	0	0	0
Minyem, Armel		0	0	0	0	1	0

TEAM	1						
Totals	24	60	9	12	32	14	67

3-Pt. Field Goals:

Siena 2-16: Fisher, T. 0-5, Fisher, A. 0-1, McClinton 2-5, Beers 0-2, Ryan 2-2, Mitchell 0-1

Rider 10-28: Johnson, P. 0-2, Johnson, J. 3-10, Taylor 1-3, Warner 1-4, Muniz 1-1, Mouton 4-8

Officials: Robert Adams, Bob Madigan, Jim Reiser

Halftime: Rider 42, Siena 28 • **Attendance:** 1529

Game 21

Siena 68, Manhattan 66

2/1/05 • Pepsi Arena • Albany, N.Y.

SIENA	FG	FGA	FT	FTA	REB	A	PTS
Ryan, David	f	3	10	3	3	6	0
Holle, Gary	f	1	2	0	0	0	0
Sniezyk, Brent	c	3	9	2	3	12	1
Fisher, Al	g	2	4	0	0	4	1
McClinton, Jack	g	5	12	6	8	1	3
Beers, Mike		0	0	0	0	0	0
Fisher, Tay		4	6	0	0	1	0
Mensah, Kojo		0	2	0	0	0	5
Mitchell, Tommy		0	2	0	0	2	1
Jordan, Antoine		5	9	5	8	10	4

TEAM	4						
Totals	23	56	16	22	40	15	68

MANHATTAN	FG	FGA	FT	FTA	REB	A	PTS
Anderson, CJ	f	5	11	5	13	7	4
Mulligan, Peter	f	4	13	2	6	3	1
Dubois, Arturo	c	4	8	0	0	8	0
Xavier, Jeff	g	7	13	0	0	5	2
Wingate, Jason	g	2	5	0	0	2	2
Gatling, Justin		0	0	0	0	0	0
Minor, Kenny		0	0	0	0	0	7
Ngarnidi, Guy		0	0	0	0	0	0
Johnson, Darren		0	0	0	0	1	0
Konovelchick, Mike		3	6	0	0	6	0

TEAM	1						
Totals	25	56	7	19	33	16	66

3-Pt. Field Goals:

Siena 6-18: Ryan 1-6, McClinton 2-6, Fisher, T. 2-4, Jordan 1-2

Manhattan 9-22: Mulligan 0-2, Xavier 5-11, Wingate 1-3, Konovelchick 3-6

Officials: Brian O'Connell, Gene Steratore, Gary Prager

Halftime: Siena 42, Manhattan 34 • **Attendance:** 5043

Game 22

Canisius 65, Siena 57

2/5/05 • Koessler Athletic Center • Buffalo, N.Y.

SIENA	FG	FGA	FT	FTA	REB	A	PTS
Jordan, Antoine	f	1	5	0	0	2	0
Holle, Gary	f	2	4	0	1	7	0
Sniezyk, Brent	c	7	11	0	1	13	1
Fisher, Al	g	2	7	0	2	4	3
McClinton, Jack	g	8	18	2	2	1	2
Beers, Mike		0	0	0	0	0	0
Fisher, Tay		0	3	0	0	1	1
Ryan, David		2	3	0	0	1	0
Mensah, Kojo		1	4	0	0	6	2
Mitchell, Tommy		1	2	1	3	1	1

TEAM	1						
Totals	24	57	3	9	37	10	57

CANISIUS	FG	FGA	FT	FTA	REB	A	PTS
Wilson, Darnell	f	6	11	0	0	9	1
Downey, Kevin	g	6	17	4	4	5	6
Doss, Dewitt	g	3	8	4	5	3	0
Harris, Chuck	g	0	3	4	4	5	2
Popofski, Jon	g	5	11	0	0	4	3
Sargeant, Rigoberto		0	1	3	4	3	0
Vanderheide, Marcus		0	0	0	0	0	0
Byrd, Anthony		1	2	1	2	2	0

TEAM	2						
Totals	21	53	16	19	33	12	65

3-Pt. Field Goals:

Siena 6-21: Jordan 0-2, Fisher, A. 2-4, McClinton 3-9, Fisher, T. 0-3, Ryan 1-2, Mensah 0-1

Canisius 7-19: Downey 3-6, Doss 0-2, Harris 0-3, Popofski 3-6, Byrd 1-2

Officials: Mark Distoala, Jeff Plunkett, David Elliott

Halftime: Canisius 38, Siena 29 • **Attendance:** 1307

Game 23

Niagara 81, Siena 66

2/7/05 • Gallagher Center • Niagara Falls, N.Y.

SIENA	FG	FGA	FT	FTA	REB	A	PTS
Holle, Gary	f	6	7	2	4	2	0
Sniezyk, Brent	c	0	2	0	0	0	0
Mensah, Kojo	g	1	2	1	2	2	0
Fisher, Al	g	3	6	0	0	7	4
McClinton, Jack	g	8	20	7	7	6	2
Fisher, Tay		4	7	0	0	2	3
Ryan, David		1	2	0	0	2	1
Mitchell, Tommy		0	0	0	0	0	2
Jordan, Antoine		2	9	1	2	4	3

TEAM	2						
Totals	25	55	11	15	27	15	66

NIAGARA	FG	FGA	FT	FTA	REB	A	PTS
Duffey, J.R.	f	3	5	0	2	5	0
Mendez, Juan	f	8	18	4	8	11	1
Miles, Lorenzo	g	4	10	2	2	4	4
Cruz, Alvin	g	5	10	0	0	5	5
Brooks, David	g	4	10	5	7	7	2
Mathis, James		3	7	5	5	8	1
Durosier, Barry		0	0	4	4	0	2

TEAM	3						
Totals	27	60	20	28	43	15	81

3-Pt. Field Goals:

Siena 5-20: Mensah 0-1, Fisher, A. 0-2, McClinton 2-7, Fisher, T. 3-6, Jordan 0-4

Niagara 7-21: Duffey 0-1, Mendez 0-2, Miles 3-8, Cruz 3-5, Brooks 1-5

Officials: John Hughes, Jeff Smith, Mike Stephens

Halftime: Niagara 42, Siena 31 • **Attendance:** 1728

Game 24

Loyola 68, Siena 65

2/10/05 • Pepsi Arena • Albany, N.Y.

SIENA	FG	FGA	FT	FTA	REB	A	PTS
McClinton, Jack	f	2	15	0	0	8	2
Holle, Gary	f	1	4	2	3	5	0
Sniezyk, Brent	c	3	11	3	4	7	0
Fisher, Tay	g	1	9	2	2	1	5
Fisher, Al	g	4	11	3	4	6	5
Beers, Mike		0	1	0	0	1	0
Ryan, David		0	1	0	0	0	0
Mitchell, Tommy		5	11	4	4	0	1
Jordan, Antoine		3	10	6	6	7	1

TEAM	4						
Totals	19	73	20	23	39	10	65

LOYOLA	FG	FGA	FT	FTA	REB	A	PTS
Stanback, Freddie	f	0	7	2	2	3	0
Allen, Bernard	f	1	3	2	6	8	1
Corrigan, Sean	c	10	16	4	4	5	0
Hinds, Linton	g						

2004-2005 Boxscores

Game 25

Saint Peter's 80, Siena 76

2/15/05 • Pepsi Arena • Albany, N.Y.

SIENA	FG	FGA	FT	FTA	REB	A	PTS
Holle, Gary	f	3	7	0	0	3	1 7
Sniezyk, Brent	f	9	14	4	8	13	1 22
Fisher, Tay	g	4	9	0	0	2	2 11
Mitchell, Tommy	g	3	9	3	5	8	0 9
McClinton, Jack	g	3	13	9	10	4	7 16
Ryan, David	0	0	0	0	1	0	0 0
Fisher, Al	2	5	0	0	1	0	5 5
Jordan, Antoine	2	8	2	2	7	5	6 6

TEAM	3						
Totals	26	65	18	25	42	16	76

SAINT PETER'S FG	FG	FGA	FT	FTA	REB	A	PTS
Yates, Ron	f	7	10	3	5	8	3 17
Bozovic, Ivan	f	2	5	1	2	6	0 5
Watkins, Terrance	g	3	7	1	2	6	1 7
Clark, Keydren	g	9	19	2	2	3	7 26
Hinnant, Corey	g	6	13	0	0	2	5 16
Hooker, Derrick	0	0	0	0	0	0	0 0
Owes, Kaimondre	0	2	4	6	2	3	4 4
Jefferson, George	0	1	1	2	1	0	1 1
Curry, Mark	1	1	0	0	1	0	2 2
Sowell, Todd	1	3	0	0	3	0	2 2
Reeves, Kinzey	0	0	0	0	0	0	0 0

TEAM	5						
Totals	29	61	19	37	19	80	

3-Pt. Field Goals:

Siena 6-22: Holle 1-2, Fisher, T. 3-8, McClinton 1-4, Fisher, A. 1-3, Jordan 0-5

Saint Peter's 10-26: Watkins 0-1, Clark 6-11, Hinnant 4-11, Owes 0-2, Jefferson 0-1

Officials: Jeffrey Smith, Jeffrey Anderson, Willie Pulliam

Halftime: Saint Peter's 43, Siena 30 • **Attendance:** 4685

Game 26

Marist 61, Siena 55

2/18/05 • Pepsi Arena • Albany, N.Y.

SIENA	FG	FGA	FT	FTA	REB	A	PTS
Holle, Gary	f	3	5	0	1	5	0 6
Sniezyk, Brent	f	3	6	2	4	6	0 8
Fisher, Al	g	2	6	2	2	4	4 6
Mitchell, Tommy	g	5	8	3	4	3	2 14
McClinton, Jack	g	6	15	2	2	6	3 16
Beers, Mike	0	2	0	0	1	0	0 0
Fisher, Tay	0	5	0	0	1	1	0 0
Ryan, David	1	1	2	2	1	0	5 5
Jordan, Antoine	0	3	0	0	1	1	0 0

TEAM	1						
Totals	20	51	11	15	29	11	55

MARIST	FG	FGA	FT	FTA	REB	A	PTS
Orman, Miles	f	0	0	0	0	1	0 0
Farmer, Ben	f	4	8	0	1	4	4 9
McClurkin, Will	c	8	13	4	4	5	2 21
Whittington, Will	g	3	4	1	1	0	2 9
Jordan, Jared	g	2	6	0	0	5	6 5
Monagan, Pierre	2	2	0	0	1	1	6 6
Ellerbee, Brandon	1	4	0	1	0	0	3 3
Hood, Carl	1	3	3	4	7	3	6 6
McNamara, Shae	1	3	0	0	2	1	2 2

TEAM	3						
Totals	22	43	8	11	28	19	61

3-Pt. Field Goals:

Siena 4-17: Fisher, A. 0-1, Mitchell 1-1, McClinton 2-6, Beers 0-2, Fisher, T. 0-4, Ryan 1-1, Jordan 0-2

Marist 9-23: Farmer 1-5, McClurkin 1-2, Whittington 2-2, Jordan 1-4, Monagan 2-2, Ellerbee 1-4, Hood 1-3, McNamara 0-1

Officials: Art McDonald, William Laubenstein, Michael McCloskey

Halftime: Marist 31, Siena 21 • **Attendance:** 7119

Game 27

Siena 78, Rider 69

2/20/05 • Pepsi Arena • Albany, N.Y.

SIENA	FG	FGA	FT	FTA	REB	A	PTS
Holle, Gary	f	3	4	0	0	1	0 6
Sniezyk, Brent	c	4	6	3	6	10	2 11
Fisher, Al	g	3	10	5	10	4	11 11
Mitchell, Tommy	g	2	5	4	4	2	1 9
McClinton, Jack	g	9	14	9	10	8	2 30
Fisher, Tay	0	4	0	0	2	0	0 0
Ryan, David	3	3	1	2	4	1	7 7
Jordan, Antoine	1	3	2	3	1	1	4 4

TEAM	3						
Totals	25	49	24	35	41	11	78

RIDER	FG	FGA	FT	FTA	REB	A	PTS
Thompson, Jason	f	1	3	0	0	5	0 2
Johnson, Paul	f	1	2	0	0	2	1 3
Castleberry, Steve	c	1	3	2	4	1	0 4
Johnson, Jerry	g	7	26	2	2	3	3 21
Taylor, Robert	g	3	6	5	6	5	2 11
Muniz, Edwin	5	7	5	7	7	2	17 17
Mouton, Terrance	3	11	0	0	1	1	9 9
Minyem, Armel	0	1	0	1	5	0	0 0
Pereira, Andre	0	1	2	2	1	0	1 0

TEAM	1						
Totals	21	60	16	22	31	9	69

3-Pt. Field Goals:

Siena 4-14: Fisher, A. 0-3, Mitchell 1-2, McClinton 3-6, Fisher, T. 0-3

Rider 11-34: Johnson, P. 1-2, Johnson, J. 5-18, Taylor 0-1, Muniz 2-3, Mouton 3-10

Officials: Jim Haney, Mark Distola, John Fouchet

Halftime: Siena 41, Rider 38 • **Attendance:** 5681

Game 28

Siena 67, Loyola 55

2/24/05 • Reitz Arena • Baltimore, Md.

SIENA	FG	FGA	FT	FTA	REB	A	PTS
Holle, Gary	f	0	2	1	2	2	0 1
Sniezyk, Brent	c	6	7	0	1	5	1 12
Fisher, Al	g	3	7	2	4	3	2 11
Mitchell, Tommy	g	2	4	3	4	3	3 7
McClinton, Jack	g	5	13	8	9	8	7 18
Beers, Mike	0	1	0	0	1	2	0 0
Fisher, Tay	0	1	0	0	1	0	0 0
Ryan, David	4	7	0	0	2	0	10 10
Jordan, Antoine	2	5	4	4	5	1	8 8

TEAM	2						
Totals	22	47	18	24	32	16	67

LOYOLA	FG	FGA	FT	FTA	REB	A	PTS
Stanback, Freddie	f	1	4	0	0	1	0 3
Alujevic, Josko	f	1	2	0	0	5	1 2
Nijaradze, Irakli	c	0	0	0	0	0	0 0
James, Shane	g	4	9	5	7	7	3 13
Farrell, Brad	g	3	9	0	0	1	4 7
Allen, Bernard	2	8	4	4	10	1	8 8
Manning, Greg	2	4	0	0	1	0	4 4
Bell, Charlie	3	6	5	7	1	1	11 11
Corrigan, Sean	2	9	0	2	1	0	5 5
Chivers, Jim	1	2	0	0	1	0	2 2

TEAM	3						
Totals	19	53	14	20	31	10	55

3-Pt. Field Goals:

Siena 5-18: Fisher, A. 3-5, Mitchell 0-1, McClinton 0-5, Beers 0-1, Fisher, T. 0-1, Ryan 2-4, Jordan 0-1

Loyola 3-15: Stanback 1-2, Alujevic 0-1, James 0-1, Farrell 1-1, Manning 0-2, Bell 0-1, Corrigan 1-7

Officials: Bryan Kersey, Bob Madigan, Tim McAleer

Halftime: Siena 38, Loyola College 27 • **Attendance:** 1455

Game 29

Iona 75, Siena 72

2/26/05 • Mulcahy Center • New Rochelle, N.Y.

SIENA	FG	FGA	FT	FTA	REB	A	PTS
Holle, Gary	f	1	3	0	0	2	0 2
Sniezyk, Brent	f	3	6	0	0	2	1 6
Fisher, Al	g	6	12	4	6	4	5 18
Mitchell, Tommy	g	2	7	7	8	5	3 11
McClinton, Jack	g	7	12	5	7	4	3 23
Ryan, David	0	3	0	0	1	0	0 0
Jordan, Antoine	5	8	1	2	7	2	12 12
Fisher, Tay	0	2	0	0	0	0	0 0

TEAM	2						
Totals	24	53	17	23	27	14	72

IONA	FG	FGA	FT	FTA	REB	A	PTS
Henson, Charles	f	1	1	0	1	4	2 2
Marshall, Justin	f	2	4	0	0	2	0 4
Jenkins, Greg	c	3	5	7	11	8	1 13
McCullough, Marvin	g	6	6	4	5	2	2 20
Burt, Steve	g	5	15	6	10	6	6 19
Evans, Taquan	0	0	0	0	2	4	0 0
Springer, Gary	0	0	1	2	1	0	1 1
Soliver, Ricky	3	9	5	9	3	2	12 12
Wachsmann, Kiril	2	4	0	1	6	1	4 4

TEAM	2						
Totals	22	44	23	39	36	18	75

3-Pt. Field Goals:

Siena 7-23: Fisher, A. 2-5, Mitchell 0-2, McClinton 4-8, Ryan 0-3, Jordan 1-3, Fisher, T. 0-2

Iona 8-14: McCullough 4-4, Burt 3-8, Soliver 1-2

Halftime: Iona 42, Siena 34 • **Attendance:** 2244

Game 30

Iona 68, Siena 51

MAAC Tournament

3/4/05 • HSBC Arena • Buffalo, N.Y.

SIENA	FG	FGA	FT	FTA	REB	A	PTS
Holle, Gary	f	2	5	0	1	2	0 4
Sniezyk, Brent	f	5	9	0	0	2	1 10
Fisher, Al	g	0	5	0	0	1	3 0
Mitchell, Tommy	g	5	15	4	4	6	3 17
McClinton, Jack	g	2	5	0	1	5	3 5
Beers, Mike	0	1	0	0	1	1	0 0
Fisher, Tay	1	3	0	0	1	0	3 3
Ryan, David	0	4	0	0	3	1	0 0
Jordan, Antoine	5	9	2	2	7	0	12 12

TEAM	5						
Totals	20	56	6	8	33	12	51

2005-2006 Opponents

University of Pennsylvania Quakers

Monday, November 21, 2006 • 7 p.m.
The Palestra

General Information

Location: Philadelphia, Pa.
Founded: 1740
Enrollment: 10, 248
Colors: Blue & Red
Conference: Ivy League
Arena: The Palestra
Capacity: 8,700
President: Dr. Amy Gutmann
Athletic Director: Steve Bilsky

Basketball Information

Head Coach: Fran Dunphy
Alma Mater: La Salle
School Record/Years: 290-154/17
Overall Record: 290-154/17
Assistant Coaches: Dave Duke, Matt Langel
Shawn Trice

Team Information

2004-05 Record: 20-9
Conference Record: 13-1/First
Series Record: Pennsylvania leads 1-0
Pennsylvania win 89-62

Sports Information

SID Contact: Mike Mahoney
Office: 215-898-9232
Office Fax: 215-898-1747
e-mail: mahoneyw@pobox.upenn.edu
Courtside Phone: 215-898-4324
Website: www.pennathletics.com



Fran Dunphy



Jaaber Ibrahim



2005-06 Schedule

N 21 SIENA
N 26 DREXEL
N 29 COLORADO
D 2 NAVY
D 3 TEMPLE
D 7 at Duke
D 13 VILLANOVA
D 29 at Hawaii
D 31 at BYU-Hawaii
J 4 at Citadel
J 9 at Fordham
J 13 CORNELL*
J 14 COLUMBIA*
J 16 LAFAYETTE
J 25 LA SALLE
J 28 SAINT JOSEPH'S
F 3 BROWN*
F 4 YALE*
F 10 at Dartmouth*
F 11 at Harvard*
F 14 PRINCETON*
F 17 at Columbia*
F 18 at Cornell*
F 24 HARVARD*
F 25 DARTMOUTH*
M 3 at Yale*
M 4 at Brown*
M 7 at Princeton*

* Ivy League game

Syracuse Orange

Friday, November 25, 2005 • 7 p.m.
Carrier Dome

General Information

Location: Syracuse, N.Y.
Founded: 1870
Enrollment: 10,750
Colors: Orange
Conference: BIG EAST
Arena: Carrier Dome
Capacity: 33,000
President: Nancy Cantor
Athletic Director: Dr. Daryl Gross

Basketball Information

Head Coach: Jim Boeheim
Alma Mater: Syracuse '66
School Record/Years: 703-241/29
Overall Record: 703-241/29
Associate Head Coach: Bernie Fine
Assistant Coaches: Mike Hopkins, Rob Murphy

Team Information

2004-05 Record: 27-7
Conference Record: 11-5, t3rd
Series Record: Syracuse leads, 6-0
Last Meeting: 11/27/04
Syracuse win, 56-78

Sports Information

SID Contact: Peter Moore
Office: 315-443-2608
Office Fax: 315-443-2076
e-mail: pimooore@syr.edu
Carrier Dome: 315-443-4241
Website: www.suathletics.com



Jim Boeheim



Gerry McNamara



2005-06 Schedule

N 8 BETHUNE-COOKMAN
N 17-18 2K Sports College
Hoops Classic
N 22 BUCKNELL
N 25 SIENA
N 30 MANHATTAN
D 3 TEXAS CHRISTIAN
D 10 COLGATE
D 18 DAVIDSON
D 21 ILLINOIS-CHICAGO
D 27 at Towson
D 30 KENT STATE
J 4 TEXAS EL PASO
J 8 SOUTH FLORIDA*
J 11 at Notre Dame*
J 14 at Cincinnati*
J 16 CONNECTICUT*
J 21 at Villanova*
J 23 at Pittsburgh*
J 29 SETON HALL*
F 1 RUTGERS*
F 8 at Connecticut*
F 12 at St. John's*
F 15 CINCINNATI*
F 18 LOUISVILLE*
F 20 WEST VIRGINIA*
F 25 at Georgetown*
M 2 at Depaul*
M 5 VILLANOVA*
M 8-11 Big East Tournament
* BIG EAST Game

2005-2006 Roster

No.	Name	Pos.	Ht.	Wt.	Yr.	Hometown
1	Grandieri, Brian	G	6-4	190	So.	Media, Pa.
2	Jaaber, Ibrahim	G	6-2	170	Jr.	Elizabeth, N.J.
3	Danley, Steve	F	6-8	225	Jr.	Germantown, Md.
4	Cohen, Aron	G	6-2	180	Fr.	Huntingdon Valley, Pa.
12	Egee, Kevin	G	6-3	175	Fr.	Ridley, Pa.
13	Whitehurst, David	G	6-3	195	So.	Tinton Falls, N.J.
14	Osmundson, Eric	G	6-5	200	Sr.	Carlsbad, Calif.
20	Manthey, Lorenz	G	6-2	194	Jr.	Hamburg, Germany
22	Franklin, Adam	G	6-6	215	Sr.	New Castle, Del.
23	Gill, Joe	F/G	6-6	180	So.	Doylestown, Pa.
24	Zoller, Mark	F	6-7	220	Jr.	Blue Bell, Pa.
31	McMahon, Tommy	F/G	6-7	210	Fr.	Hillsboro, Calif.
33	Ebede, Friedrich	F/G	6-6	190	Sr.	Dovala, Cameroon
34	Lewis, Cameron	F	6-8	220	Fr.	Washington, D.C.
42	Votel, Brennan	F	6-7	215	Fr.	Park Hills, Ky.

2005-2006 Roster

No.	Name	Pos.	Ht.	Wt.	Yr.	Hometown
1	Andy Rautins	Fr.	G	6-5	175	Jamesville, NY
2	Ryan Cahak	Jr.	F	6-7	215	Fayetteville, NY
3	Gerry McNamara	Sr.	G	6-2	182	Scranton, PA
5	Jake Presutti	So.	G	6-3	190	Belmont, NY
11	Todd Burach	Jr.	G	6-5	196	Manalapan, NJ
13	Darryl Watkins	Jr.	C	6-11	258	Paterson, NJ
21	Arinze Onuaku	Fr.	F	6-9	255	Lanham, MD
23	Eric Devendorf	Fr.	G	6-4	175	Bay City, MI
24	Matt Gorman	Sr.	F	6-9	235	Watertown, NY
30	Josh Wright	So.	G	6-2	175	Utica, NY
33	Terrence Roberts	Jr.	F	6-9	228	Jersey City, NJ
34	Demetris Nichols	Jr.	F	6-8	212	Boston, MA
35	Ross DiLiegro	Jr.	F	6-8	213	Lexington, MA
42	Louie McCroskey	Jr.	G	6-5	208	Bronx, NY

2005-2006 Opponents

Fordham Rams

Monday, November 28, 2005 • 7 p.m.
Pepsi Arena



General Information

Location: Bronx, N.Y.
Founded: 1841
Enrollment: 8,430
Colors: Maroon & White
Conference: Atlantic 10
Arena: Rose Hill Gym
Capacity: 3,200
President: Joseph M. McShane, S.J.
Athletic Director: Frank McLaughlin

Basketball Information

Head Coach: Dereck Whittenburg
Alma Mater: N.C. State '84
School Record/Years: 19-38/two
Overall Record: 86-88/six
Assistant Coaches: Alex Grootuis
Ross Burns, Travis Lyons

Team Information

2004-05 Record: 13-16
Conference Record: 8-8/4th
Series Record: Fordham leads 10-8
Last Meeting: 12/14/04
Fordham win, 69-59

Sports Information

SID Contact: Joe Dibari
Office: 718-817-4240
Office Fax: 718-817-4244
e-mail: dibari@fordham.edu
Courtside Phone: 718-817-2736
Website: www.fordhamsports.com



Dereck Whittenburg



Jermaine Anderson

2005-2006 Roster

No.	Name	Pos.	Ht.	Wt.	Yr.	Hometown
1	Marcus Stout	G	6-4	195	So.	Southfield, Mich.
10	Jermaine Anderson	G	6-2	180	Sr.	Toronto, Ontario
12	Devon Greene	G/F	6-6	205	So.	Phoenix, Ariz.
14	Kevin Anderson	G	6-3	185	So.	Westerville, Ohio
15	Corey McCrae	G	6-2	180	Sr.	Mitchellville, Md.
21	Michael Binns	F	6-7	225	So.	Aurora, Ill.
25	Jon Giacobbe	G	5-11	170	Jr.	Flushing, N.Y.
30	Sebastian Greene	F	6-8	188	So.	Klein-Gerau, Germany
31	Dominc Osei	F	6-5	215	Jr.	Brooklyn, N.Y.
32	Nicholas Vita	F	6-3	210	Sr.	San Anselmo, Calif.
33	Tom Tubridy	G	6-3	190	Sr.	Broad Channel, N.Y.
34	Dan Blaine	F	6-5	210	Jr.	Alexandria, Va.
42	Bryant Dunston	F	6-8	233	So.	Queens, N.Y.
44	Luke Devine	F	6-10	235	Fr.	Wakefield, R.I.

Holy Cross Crusaders

Thursday, December 1, 2005 • 7 p.m.
Pepsi Arena



General Information

Location: Worcester, Mass.
Founded: 1843
Enrollment: 2,718
Colors: Royal Purple
Conference: Patriot League
Arena: Hart Center
Capacity: 3,600
President: Rev. Michael C. McFarland, S.J.
(Cornell, 1969)
Athletic Director: Richard M. Regan, Jr.

Basketball Information

Head Coach: Ralph Willard
Alma Mater: Holy Cross '67
School Record/Years: 114-68/six
Overall Record: 258-192/fifteen
Assistant Coaches: Darryl Hilliard
Andrew Sachs, Mark Jerz

Team Information

2004/2005 Record: 25-7
Conference Record: 13-1/ 1st
Series Record: Holy Cross leads, 5-3
Last Meeting: 1997-1998
Siena win, 105-69

Sports Information

SID Contact: Charles Bare
Office: 508-793-2593
Office Fax: 508-793-2229
e-mail: cbare@holycross.edu
Hart Center: 508-793-3980
Website: www.GoHolyCross.com



Ralph Willard



Keith Hamilton

2005-06 Schedule

N 18-19 William and Mary Tip-Off Classic
N 22 HARVARD
N 25 at Cincinnati
N 28 at Vermont
D 1 at Siena
D 4 FORDHAM
D 7 BROWN
D 19-21 San Juan Shootout
D 27 at George Mason
D 30 at Northeastern
J 2 BOSTON UNIVERSITY
J 7 LAFAYETTE*
J 11 at Army*
J 14 at Bucknell*
J 17 at Boston College (DCU Center)
J 21 AMERICAN*
J 25 COLGATE*
J 28 at Lehigh*
F 1 at Navy*
F 4 at Lafayette*
F 8 ARMY*
F 11 BUCKNELL*
F 15 NAVY*
F 18 at American*
F 22 at Colgate*
F 26 LEHIGH*
M 3-10 Patriot League Tournament
* Patriot League Game

2005-2006 Roster

No.	Name	Pos.	Ht.	Wt.	Yr.	Hometown
00	Tim Clifford	C	6-10	255	So.	Walpole, Mass.
1	Torey Thomas	G	5-11	170	Jr.	White Plains, N.Y.
3	Lawrence Dixon	G	6-5	205	Fr.	Columbia, Md.
10	Keith Simmons	G	6-4	210	Jr.	Kingston, N.Y.
14	Keith Hamilton	G	6-4	190	Sr.	Queens Village, N.Y.
15	Kyly Cruze	G	6-2	175	So.	Knoxville, Tenn.
20	Pat Doherty	G	5-11	165	So.	Scranton, Pa.
21	Alex Vander Baan	F	6-8	195	Fr.	Whitinsville, Mass.
33	Colin Cunningham	F	6-6	205	Fr.	Memphis, Tenn.
41	Kevin Hyland	F	6-10	225	Sr.	Mansfield, Mass.

University at Albany *Great Danes*

Saturday, December 3, 2005 • 1 p.m.
Pepsi Arena

General Information

Location: Albany, N.Y.
Founded: 1844
Enrollment: 11,423 (Undergraduate)
Colors: Purple, Gold
Conference: American East
Arena: Recreation and Convocation Center
Capacity: 5,000
President: Dr. Kermit L. Hall
Athletic Director: Lee McElroy

Basketball Information

Head Coach: Will Brown
Alma Mater: Dowling '95
School Record/Years: 32-72/four
Overall Record: 32-72/four
Assistant Coaches: Pat Filien
Chad O'Donnell, Eric Eaton

Team Information

2004/2005 Record: 13-15
Conference Record: 9-9/ 4th
Series Record: Siena Leads, 26-17
Last Meeting: 2004-2005
Albany win, 86-65

Sports Information

SID Contact: Brian DePasquale
Office: (518) 442-3072
Office Fax: (518) 442-3139
e-mail: bdepasquale@uamail.albany.edu
Courtside Phone: (518) 442-2566
Website: www.albany.edu/sports



Will Brown



Jamar Wilson

2005-2006 Roster

No.	Name	Yr.	Pos.	Ht.	Wt.	Hometown
1	Jason Siggers	Jr.	G/F	6-4	195	Dallas, Texas
2	Courtney Johnson	Jr.	G	6-0	200	Far Rockaway, N.Y.
3	David Bauman	So.	G	6-2	165	Sarver, Pa.
4	Lucious Jordan	Sr.	G	6-2	207	Albany, N.Y.
11	Levi Levine	Sr.	F	6-6	220	New York, N.Y.
12	Kirsten Zoellner	Jr.	C	7-1	275	Hannover, Germany
14	Jon Iati	So.	G	5-9	170	York, Pa.
21	Brian Lillis	So.	G/F	6-5	210	Urbandale, Iowa
23	Jerrad Knotts	Sr.	F	6-6	245	Colton, Calif.
31	Jamar Wilson	Jr.	G	6-1	185	Bronx, N.Y.
33	Brian Connelly	Fr.	F	6-8	225	Audubon, N.J.
34	Brent Wilson	So.	F	6-8	230	Cedar Rapids, Iowa
44	Kiel Graham	Jr.	F/C	6-9	215	Milwaukee, Wis.
54	Jimmie Covington	Fr.	F/C	6-7	235	Chicago, Ill.



2005-06 Schedule

N 9 vs. Oakland in Coaches vs. Cancer Classic
N 10 Coaches vs. Cancer Classic
N 21 SACRED HEART
N 26 at San Diego State
N 29 at UCLA
D 3 at Siena
D 10 at Cleveland State
D 17 HARVARD
D 20 BINGHAMTON
D 23 at Stony Brook *
D 28 at Brown
J 4 HARTFORD *
J 7 MAINE *
J 9 CORNELL
J 12 BOSTON UNIVERSITY*
J 14 UTAH VALLEY STATE
J 18 at Vermont*
J 22 NEW HAMPSHIRE*
J 25 UMBC*
J 28 at Binghamton*
F 1 STONY BROOK*
F 4 BOSTON UNIVERSITY*
F 8 at Hartford*
F 11 at Maine*
F 18 ESPN Bracket Buster
F 20 VERMONT *
F 23 at New Hampshire *
F 26 at UMBC*

* America East Conference Game

Niagara *Purple Eagles*

Friday, December 9, 2006 • 7 p.m.
Gallagher Center

Saturday, February 25, 2006 • 7 p.m.
Pepsi Arena

General Information

Location: Niagara Falls, N.Y.
Founded: 1856
Enrollment: 3,548
Colors: Purple and White
Conference: MAAC
Arena: Gallagher Center
Capacity: 2,400
President: Rev. Joseph L. Levesque, C.M.
Athletic Director: Mike Hermann

Basketball Information

Head Coach: Joe Mihalich
Alma Mater: LaSalle '78
School Record/Years: 123-83/7th
Overall Record: 126-83/6th
Assistant Coaches: Matt Dillon
Akbar Waheed, Luke Dobrich

Team Information

2004-05 Record: 20-10
Conference Record: 13-5/t1st
Series Record: Siena leads, 38-36
Last Meeting: 1/27/05
Niagara win, 74-59

Sports Information

SID Contact: Michele J. Schmidt
Office: 716-286-8588
Office Fax: 716-286-8582
e-mail: mdubert@niagara.edu
Courtside Phone:
Gallagher Center 716-286-8592
Website: www.PurpleEagles.com



Joe Mihalich



James Mathis

2005-2006 Roster

No.	Name	Yr.	Pos.	Ht.	Wt.	Hometown
1	Lorenzo Miles	Jr.	G	6-0	180	Washington, D.C.
2	Stanley Hodge	So.	G	6-2	185	Washington, D.C.
5	Andrew Patterson	Fr.	G	6-4	190	Hartford, Conn.
12	James Mathis	Sr.	F	6-6	205	Newark, N.J.
13	J.R. Duffey	Jr.	F	6-7	220	Ft. Worth, Texas
20	Barry Durosier	Jr.	G	6-1	180	Orlando, Fla.
24	Charron Fisher	So.	G/F	6-3	225	Pennsauken, N.J.
32	Kamau Gordon	Fr.	F	6-7	260	Greenwich, Conn.
33	Clif Brown	Jr.	F	6-7	225	Ferndale, Mich.
34	Eni Cuka	Fr.	F	6-3	175	Weston, Fla.
35	Greg Noel	Jr.	F	6-7	210	Montreal, Quebec
44	Michael Moberg	Fr.	F/C	6-9	230	Plymouth, Minn.



2005-06 Schedule

N 18 at Binghamton
N 21 ST. BONAVENTURE
N 26 at St. John's
N 30 BUCKNELL
D 3 BUFFALO
D 9 SIENA*
D 11 SAINT PETER'S *
D 21 at Notre Dame
D 30 # vs. Appalachian St
D 31 # vs. Duquesne or Troy St.
J 6 at Loyola*
J 8 at Iona*
J 12 FAIRFIELD*
J 14 LOYOLA*
J 17 at Canisius*
J 20 at Rider*
J 22 at Saint Peter's*
J 27 IONA*
J 29 RIDER*
F 3 at Manhattan*
F 5 at Fairfield*
F 8 CANISIUS*
F 11 MARIST*
F 13 MANHATTAN*
F 18 Bracket Buster Saturday
F 23 at Marist *
F 25 at Siena*

* MAAC Game

2005-2006 Opponents

Canisius Golden Griffins

Sunday, December 11, 2005 • 6 p.m.
Koessler Athletic Center

Sunday, January 22, 2005 • 2 p.m.
Pepsi Arena

General Information

Location: Buffalo, N.Y.
Founded: 1870
Enrollment: 3,520
Colors: Blue & Gold
Conference: MAAC
Arena: Koessler Athletic Center
Capacity: 2,176
President: Rev. Vincent M. Cooke, S.J.
Athletic Director: Bill Maher

Basketball Information

Head Coach: Mike MacDonald
Alma Mater: St. Bonaventure '88
School Record/Years: 99-133/eight
Overall Record: 99-133/eight
Assistant Coaches: Michael Trzybinski
Brian Miller, Clive Bentick

Team Information

2004/2005 Record: 11-18
Conference Record: 8-10/T 7th
Series Record: Siena leads, 37-35
Last Meeting: 2/5/05
Canisius win, 65-57

Sports Information

SID Contact: Marc Gignac
Office: 716-888-2978
Office Fax: 716-818-1115
e-mail: gignacm@canisius.edu
Courtside Phone:
Koessler Center 716-888-2947
Website: GoGriffs.com



2005-06 Schedule

N 18 at Buffalo
N 26 at St. Bonaventure
N 30 HARTFORD
D 2 FAIRLEIGH DICKINSON
D 9 SAINT PETER'S*
D 11 SIENA*
D 17 at Detroit
D 22 BOSTON UNIVERSITY
D 30 at West Virginia
J 3 at Brown
J 5 at Marist*
J 7 at Fairfield*
J 12 LOYOLA*
J 14 IONA*
J 17 NIAGARA*
J 20 at Manhattan*
J 22 at Siena*
J 27 RIDER*
J 29 FAIRFIELD*
F 3 at Iona*
F 5 at Rider*
F 8 at Niagara*
F 11 MANHATTAN*
F 13 MARIST*
F 18 ESPN BRACKETBUSTER
F 24 at Saint Peter's*
F 26 at Loyola*
M 3 MAAC Tournament@

*MAAC Game @ Pepsi Arena, Albany, NY



Mike MacDonald



Kevin Downey

2005-2006 Roster

No.	Name	Yr.	Pos.	Ht.	Wt.	Hometown
1	Darnell Wilson	Jr.	F	6-6	200	Wayne, Mich.
2	Corey Herring	Jr.	F/G	6-5	205	Buffalo, N.Y.
3	Kevin Downey	Sr.	G	6-3	204	Livonia, N.Y.
4	Jess Poe	So.	G	6-3	175	Maysville, Ky.
5	Ola Matti	Jr.	F/C	6-7	215	Toronto, Ontario
10	Bret Wackerly	Fr.	G	5-9	160	Canton, Ohio
14	Chuck Harris	Jr.	G	6-3	182	Detroit, Mich.
15	Joe Young	Fr.	G	6-0	180	Battle Creek, Mich.
23	Jon Popofski	Sr.	G	6-2	188	Guelph, Ontario
24	Rigoberto Sargeant	So.	F/C	6-8	253	E. Stroudsburg, Pa.
33	Anthony Byrd	So.	G	6-1	165	Pepper Pike, Ohio
40	Steve McLean	Fr.	F/C	6-9	224	Barrie, Ontario
42	Mike Hanley	Sr.	F/C	6-10	256	Peterborough, Ontario

University of Massachusetts Minutemen

Friday, December 23, 2005 • 7 p.m.
Mullins Center

General Information

Location: Amherst, Mass.
Founded: 1863
Enrollment: 22,812
Colors: Maroon, White, Grey
Conference: Atlantic 10
Arena: Mullins Center
Capacity: 9,493
President: Dr. John Lombardi
Athletic Director: John McCutcheon

Basketball Information

Head Coach: Travis Ford
Alma Mater: Kentucky '94
School Record/Years: 0-0/First
Overall Record: 128-111/Eight
Assistant Coaches: Tom Maloney
Steve Middleton, Adam Ginsburg

Team Information

2004-05 Record: 16-12
Conference Record: 8-8 4th
Series Record: UMass Leads, 4-2
Last Meeting: 1999-00
Siena Win, 66-65

Sports Information

SID Contact: Jason Yellin
Office: 413-577-3061
Office Fax: 413-687-1756
Email: jyellin@admin.umass.edu
Courtside Phone: 413-545-3550
Website: www.umassathletics.com



Travis Ford



Rashaun Freeman



2005-06 Schedule

N 10 DOWLING (Exhibition)
N 18 HARTFORD
N 22 At Davidson
N 25 UAB (Basketball Hall of Fame Tip-Off Classic)
N 28 SAVANNAH STATE
D 8 at Connecticut
D 12 BOSTON UNIVERSITY
D 23 SIENA
D 27 St. Peter's (Panasonic Holiday Festival)%
D 28 St. John's/Columbia (Panasonic Holiday Tournament)%
J 3 at Boston College
J 7 at Duquesne*
J 11 SAINT JOSEPH'S*
J 14 at Saint Louis
J 18 FORDHAM*
J 21 TEMPLE*
J 25 at Rhode Island*
J 29 at La Salle*
F 1 at Temple*
F 4 RHODE ISLAND*
F 8 LA SALLE*
F 12 at Florida State
F 15 at George Washington*
F 19 at St. Bonaventure*
F 22 CHARLOTTE
F 25 DAYTON*
M 1 at Richmond*
M 4 XAVIER*
M 8-11 Atlantic 10 Tournament @
% Madison Square Garden

* Atlantic 10 Conference game
@ U.S. Bank Arena, Cincinnati, Ohio

2005-2006 Roster

No.	Name	Yr.	Pos.	Ht.	Wt.	Hometown
1	Rashaun Freeman	JR	F	6-9	255	Schenectady, N.Y.
2	Brandon Thomas	JR	G/F	6-6	200	San Antonio, Texas
3	Maurice Maxwell	JR	F	6-5	175	Philadelphia, Pa.
5	James Life	JR	G	6-4	190	Leigh Acres, Fla.
10	Drew Rossi	JR	G	6-1	170	Springfield, Mass.
13	Stephane Lasme	JR	F	6-8	190	Libreville, Gabon
14	Chris Lowe	FR	G	6-0	160	Mount Vernon, N.Y.
20	Dante Milligan	RS SO	F	6-8	200	New York, N.Y.
21	Etienne Brower	JR	F	6-7	200	Hempstead, N.Y.
22	Jeff Viggiano	SR	F	6-6	215	Suffield, Conn.
23	Lawrence Carrier	SO	F	6-8	225	San Bernardino, Calif.
31	Luke Bonner	RS FR	C	7-0	245	Concord, N.H.
34	Art Bowers	JR	G	6-4	190	Wilmington, Del.
40	Nana Ampim	SO	G	6-1	195	London, England
45	Gary Forbes	JR	F/G	6-7	210	Brooklyn, N.Y.

Youngstown State Penguins

Monday, December 28, 2005 • 8 p.m.
Pepsi Arena

General Information

Location: Youngstown, Ohio
Founded: 1908
Enrollment: 13,101
Colors: Red, White
Conference: Horizon League
Arena: Beeghly Center
Capacity: 6,500
President: Dr. David Sweet
Athletic Director: Ron Strollo



Basketball Information

Head Coach: Jerry Slocum
Alma Mater: Kings N.Y. '75
School Record/Years: First Season
Overall Record: 580-325/31st
Assistant Coaches: Michael Wernicki
Byron Thorne, Brian DePaoli

Team Information


2004/2005 Record: 5-23
Conference Record: 2-14/ 9th
Series Record: Tied, 1-1
Last Meeting: 2004-2005
Siena w79-78

Sports Information

SID Contact: Trevor Parks
Office: (330) 941- 3192
Office Fax: (330) 941-3191
e-mail: tparks@ysu.edu
Website: www.ysusports.com



Jerry Slocum



Quin Humphrey

2005-2006 Roster

No.	Name	Yr.	Pos.	Ht.	Wt.	Hometown
1	John Barber	So.	F	6-6	210	Detroit, Mich.
2	Quin Humphrey	Jr.	G	6-4	194	Ellenwood, Ga.
11	Dwight Holmes	Jr.	F	6-6	198	Columbus, Ohio
21	Brian Williams	R-Fr.	G	5-11	182	Columbus, Ohio
22	Derrick Harris	Sr.	G	6-2	185	Cambridge, Mass.
23	Mikko Niemi	Fr.	G	6-2	180	Kangasala, Finland
25	Domonique Crawford	Sr.	G	6-4	194	River Rouge, Mich.
30	Alex Sanchez	So.	F	6-8	235	Tenerife, Canary Islands
33	Colin LaForme	So.	F	6-10	214	Hamilton, Ontario
34	Keston Roberts	Jr.	G	6-4	200	Brooklyn, N.Y.
42	Mike Adams	Sr.	C	6-11	225	Jacksonville, Fla.
44	Craig Wellman	Jr.	G	6-2	195	Masury, Ohio
50	Jack Liles	Fr.	F	6-8	225	Laurel, Md.

Vermont Catamounts

Monday, January 2, 2006 • 7 p.m.
Patrick Gym

General Information

Location: Burlington, Vt.
Founded: 1791
Enrollment: 8,100
Colors: Green & Gold
Conference: America East
Arena: Patrick Gym
Capacity: 3,226
President: Dr. Daniel Mark Fogel
Athletic Director: Dr. Robert Corran



Basketball Information

Head Coach: Mike Lonergan
Alma Mater: Catholic '88
School Record/Years: First year
Overall Record: 251-88/12 seasons
Assistant Coaches: John Sanow
Hajj Turner, Matt Hahn

Team Information

2004-05 Record: 25-7
Conference Record: 16-2/1st
Series Record: Siena leads, 21-5
Last Meeting: 12/28/04
Vermont win, 52-77

Sports Information

SID Contact: Bruce Bosley
Office: 802-656-1109
Office Fax: 802-656-8328
e-mail: bruce.bosley@uvm.edu
Courtside Phone: 802-656-4173
Website: www.uvmathletics.com



Mike Lonergan



Martin Klimes

2005-2006 Roster

No	Name	Yr.	Pos	Ht	Wt	Hometown
2	Jason Green	Fr.	G	6-1	185	Washington, D.C.
3	Rob Sisca	Fr.	G	6-3	170	Weston, Conn.
13	Mike Trimboli	Fr.	G	6-1	180	Norwalk, Conn.
14	Kyle Cieplicki	So.	G	6-4	200	Shelburne, Vt.
20	Martin Klimes	Jr.	F/C	6-8	225	Prague, Czech Rep.
21	Chad Powlovich	So.	G	6-4	210	Jericho, Vt.
25	Timothy McCrory	So.	F	6-6	195	Pascagoula, Miss.
34	Jordan Dean	Fr.	F	6-6	195	Eldora, N.J.
35	Joey Galloway	Fr.	F	6-6	205	Greenwood Vill, Colo.
40	Colin McIntosh	Fr.	F	6-8	195	Milton, Mass.
42	Ryan Shields	Fr.	F	6-8	230	Wilton, Conn.
44	Ryan Schneider	So.	G/F	6-7	200	Yorktown Heights, N.Y.
50	Josh Duell	So.	F	6-7	230	Scotia, N.Y.
54	Chris Holm	Jr.	C/F	6-11	240	Henderson, Nev.

2005-06 Schedule

N 19	at Harvard
N 21	at Providence
N 23	NEVADA
N 26	WAGNER
N 28	HOLY CROSS
D 4	at Iona
D 10	NEW HAMPSHIRE*
D 17	at Pittsburgh
D 21	at Dartmouth
D 29	AMERICAN
J 2	SIENA
J 5	at Stony Brook*
J 8	UMBC*
J 12	at Hartford*
J 15	at Maine*
J 18	ALBANY*
J 22	at Boston University
J 25	at Binghamton*
J 28	at New Hampshire*
F 4	HARTFORD*
F 8	STONY BROOK*
F 11	at UMBG*
F 15	MAINE*
F 18	Bracket Buster Game
F 20	at Albany*
F 23	BOSTON UNIVERSITY*
F 26	BINGHAMTON*
M3-11	America East Tournament

* America East Game

2005-2006 Opponents

Fairfield Stags

Thursday, January 5, 2006 • 7:30 p.m.
Bridgeport Arena at Harbor Yard

Tuesday, February 7, 2006 • 7 p.m.
Pepsi Arena

General Information

Location: Fairfield, Conn.
Founded: 1942
Enrollment: 3,300
Colors: Cardinal Red
Conference: MAAC
Arena: Bridgeport Arena at Harbor Yard
Capacity: 9,500
President: Jeffrey P. von Arx, S.J.
Athletic Director: Eugene P. Doris

Basketball Information

Head Coach: Tim O'Toole
Alma Mater: Fairfield '86
School Record/Years: 103-101/8th
Overall Record: 103-101/8th
Assistant Coaches: Jerry Hobbie
Tim Ryan, John Carey

Team Information

2004-05 Record: 15-15
Conference Record: 11-7
Series Record: Series Tied, 20-20
Last Meeting: 1/22/05
Fairfield win, 58-80

Sports Information

SID Contact: Jack Jones
Office: 203-254-4116
Office Fax: 203-254-4117
e-mail: jjones@fair1.fairfield.edu
Courtside Phone: Bridgeport Arena
at Harbor Yard 203-254-4000
Website: www.fairfieldstags.com



Tim O'Toole



Terrence Todd

2005-2006 Roster

No.	Name	Yr.	Pos.	Ht.	Wt.	Hometown
1	DeWitt Maxwell	Sr.	G/F	6-5	200	Newark, N.J.
2	Michael Bell	Sr.	G	6-4	190	Marshalltown, Iowa
3	Terrence Todd	Sr.	G	6-0	170	Neptune, N.J.
4	Mike DiStefano	So.	G	5-10	165	Carmel, N.Y.
10	Jonathan Han	Fr.	G	6-0	160	Brooklyn, N.Y.
12	Michael Van Schaick	Jr.	G	6-2	165	Glens Falls, N.Y.
13	Danny Oglesby	Jr.	G	6-3	180	Hamden, Conn.
14	Marty O'Sullivan	Jr.	F	6-7	230	Honeoye Falls, N.Y.
15	Herbie Allen	Fr.	G	5-11	170	New York, N.Y.
21	Jeremy Reedal	Fr.	F	6-6	205	Beaverton, Ore.
22	Bryan Cambria	So.	G	5-11	180	Windsor, Conn.
24	Charles Bentley	Sr.	G	5-11	160	Bridgeport, Conn.
31	Mamadou Diakhate	So.	F	6-5	210	Manhasset, N.Y.
33	Alvin Carter	Sr.	G/F	6-4	225	Nyack, N.Y.
34	Geoff Middleton	So.	F	6-9	230	Maplewood, N.J.
41	Nate Hawkins	Fr.	F	6-6	245	San Antonio, Texas



2005-06 Schedule

N 18 at St. Francis N.Y.
N 21 SAINT JOSEPH'S
N 28 PROVIDENCE
D 2 at Iowa
D 3 at Tulane/Valparaiso
D 9 LOYOLA*
D 11 at Georgetown
D 14 FORDHAM
D 30 at Cal State Northridge
J 5 SIENA*
J 7 CANISIUS*
J 10 at Rider*
J 12 at Niagara*
J 15 at St. Peter's*
J 17 at Iona*
J 20 at Marist*
J 24 at Loyola*
J 27 MANHATTAN*
J 29 at Canisius*
F 3 RIDER*
F 5 NIAGARA*
F 7 at Siena*
F 11 IONA*
F 14 SAINT PETER'S*
F 18 Bracket Buster
F 23 at Manhattan*
F 25 MARIST*
M 3-6 MAAC Tournament@

* MAAC Game
@ Pepsi Arena, Albany, NY

Rider Broncs

Saturday, January 7, 2006 • 7 p.m.
Pepsi Arena

Sunday, February 12, 2006 • noon
Alumni Gymnasium

General Information

Location: Lawrenceville, NJ
Founded: 1865
Enrollment: 5,562
Colors: Cranberry and White
Conference: MAAC
Arena: Alumni Gymnasium
Capacity: 1,650
President: Dr. Mordechai Rozanski
Athletic Director: Don Harnum

Basketball Information

Head Coach: Tommy Dempsey
Alma Mater: Susquehanna '97
School Record/Years: first season
Overall Record: first season
Assistant Coaches: Fred Dupree, Dane Fischer

Team Information


2004-05 Record: 19-11
Conference Record: 13-5/t1st
Series Record: Siena leads, 13-8
Last Meeting: 2/20/05
Siena win, 78-69

Sports Information

SID Contact: Bud Focht
Office: 609-896-5138
Office Fax: 609-896-0341
e-mail: focht@rider.edu
Courtside Phone:
Alumni Gymnasium 609-896-5138
Website: www.gobroncs.com



Tommy Dempsey



Jason Thompson

2005-2006 Roster

No.	Name	Yr.	Pos.	Ht.	Wt.	Hometown
1	Jason Thompson.	So	F	6-10	235	Mt. Laurel, N.J.
2	Kamron Warner	So.	G	6-3	165	Pleasantville, N.J.
11	Kevin Hickman	So.	G	6-2	160	Newark, Del.
12	Rodney Pierce	Fr.	G	6-2	175	Buffalo, N.Y.
13	Lamar Johnson	Fr.	G	6-3	170	Scranton, Pa.
20	Edwin Muniz	Sr.	F	6-7	230	Passaic, N.J.
22	Terrance Mouton	Jr.	G	5-11	170	Lafayette, La.
23	Aaron White	Sr.	G/F	6-5	200	Germantown, Md.
25	Willie Dingle	Sr.	C	6-9	225	Akron, Ohio
31	Barney Anderson	Fr.	F	6-6	200	Jersey City, N.J.
32	Harris Mansell	Fr.	G	6-3	180	Cheltenham, Pa.
33	Lewis Thompson	So.	F	6-8	215	Wall, N.J.
34	Paul Johnson	Sr.	F	6-6	220	Virginia Beach, Va.
44	Kevin Vosilla	Fr.	F/C	6-7	245	Massapequa, N.Y.



2005-06 Schedule

N 12 ALBRIGHT (exhibition)
N 18 BUCKNELL
N 21 at Drexel
N 26 BOSTON UNIVERSITY
N 30 vs Villanova (Sovereign Bank Arena)
D 3 at Monmouth
D 7 at Iona*
D 10 DELAWARE
D 29-30 Charleston Saturn Shootout
J 4 at Saint Peter's*
J 7 at Siena*
J 10 FAIRFIELD*
J 13 at Manhattan*
J 15 MARIST*
J 20 NIAGARA*
J 22 at Loyola*
J 24 MANHATTAN*
J 27 at Canisius*
J 29 at Niagara*
F 3 at Fairfield*
F 5 CANISIUS*
F 8 at Marist*
F 12 SIENA*
F 15 IONA*
F 18 Bracket Buster Game
F 24 LOYOLA*
F 26 SAINT PETER'S*
M 3-6 MAAC Tournament@

* MAAC Game
@ Pepsi Arena, Albany, NY

Marist Red Foxes

Friday, January 13, 2006 • 7 p.m.
Pepsi Arena

Saturday, January 28, 2006 • 7:30 p.m.
James. J. McCann Center

General Information

Location: Poughkeepsie, N.Y.
Founded: 1929
Enrollment: 4,000
Colors: Red & White
Conference: MAAC
Arena: James. J. McCann Center
Capacity: 3,750
President: Dr. Dennis J. Murray
Athletic Director: Tim Murray

Basketball Information

Head Coach: Matt Brady
Alma Mater: Siena '87
School Record/Years: 11-17/one
Overall Record: 11-17/one
Assistant Coaches: Rob O'Driscoll
Orlando Ranson, Chris Parsons

Team Information

2004-05 Record: 11-17
Conference Record: 8-10/8th
Series Record: Siena leads, 36-18
Last Meeting: 2/18/05
Marist win, 55-61

Sports Information

SID Contact: Jason Corriher
Office: 845-575-3321
Office Fax: 845-471-0466
e-mail: jason.corriher@marist.edu
Courtside Phone:
James J. McCann Center 845-454-2486
Website: GoRedFoxes.com



Matt Brady



Will Whittington

2005-2006 Roster

NO	NAME	YR.	POS.	HT.	WT.	HOMETOWN
2	David Magarity, Jr.	RS SO	G	6-0	180	Wappingers Falls, N.Y.
5	Miles Orman	JR	F	6-5	214	Englewood, N.J.
10	James Sutton	SR	G	6-1	205	Huntington Stn., N.Y.
11	Joe Keegan	SO	G	6-0	181	Brick, N.J.
13	Will Whittington	JR	G/F	6-3	182	Kingwood, Texas
21	Kaylen Gregory	RS FR	G/F	6-2	175	St. Thomas, Virgin Islands
22	Ben Farmer	SO	G/F	6-5	196	Clinton, Conn.
23	Carl Hood	SR	G/F	6-3	187	Houston, Texas
25	Jared Jordan	JR	G	6-2	180	Hartford, Conn.
31	Shae McNamara	SO	F	6-8	221	Milwaukee, Wisc.
32	Ryan Stilphen	RS SO	F/C	6-8	212	Bay Village, Ohio
40	James Smith	JR	F/C	7-0	240	Nyack, N.Y.
43	Gerald Carter	FR	G	6-4	180	Harlem, N.Y.
50	Marko Vucajnk	RS FR	C/F	6-11	235	Zalec, Slovenia



2005-06 Schedule

N 19 at Seton Hall
N 26 DELAWARE
D 3 at Lafayette
D 6 OHIO
D 9 at Manhattan*
D 11 IONA*
D 17 at St. John's
D 21 ST. BONAVENTURE
D 29 at Florida Atlantic
J 5 CANISIUS*
J 8 at Loyola*
J 10 at Liberty
J 13 at Siena*
J 15 at Rider*
J 18 MANHATTAN*
J 20 FAIRFIELD*
J 25 at Saint Peter's*
J 28 SIENA*
J 30 LOYOLA*
F 2 SAINT PETER'S*
F 5 at Iona*
F 8 RIDER*
F 11 at Niagara*
F 13 at Canisius*
F 18 Bracket Buster Game
F 23 NIAGARA*
F 25 at Fairfield*
M 2-6 MAAC Tournament@

* MAAC Game
@ Pepsi Arena, Albany, NY

Manhattan Jaspers

Sunday, January 15, 2006 • 2 p.m.
Draddy Gymnasium

Monday, January 30, 2006 • 7 p.m.
Pepsi Arena

General Information

Location: Riverdale, N.Y.
Founded: 1853
Enrollment: 3,400
Colors: Kelly Green & White
Conference: MAAC
Arena: Draddy Gymnasium
Capacity: 2,345
President: Br. Thomas Scanlan, FSC
Athletic Director: Robert Byrnes

Basketball Information

Head Coach: Bobby Gonzalez
Alma Mater: Buffalo State '86
School Record/Years: 109-66/seventh
Overall Record: 109-66/seventh
Assistant Coaches: Kevin McClain
Kevin Murphy, Phil Martelli, Jr.

Team Information

2004-05 Record: 15-14
Conference Record: 9-9/t5th
Series Record: Manhattan leads, 42-24
Last Meeting: 2/1/05
Siena win, 68-66

Sports Information

SID Contact: Michael Antonaccio
Office: 718-862-7228
Office Fax: 718-862-8020
e-mail: michael.anotonaccio@manhattan.edu
Courtside Phone:
Draddy Gymnasium 718-862-7778
Website: www.GoJaspers.com



Bobby Gonzalez



Jason Wingate

2005-2006 Roster

No.	Name	Yr.	Pos.	Ht.	Wt.	Hometown
3	Jeff Xavier	So.	G	6-0	180	Pawtucket, R.I.
4	Taskico Brown	Fr.	G	6-0	180	Harlem, N.Y.
5	Jason Wingate	Sr.	G	6-0	175	Harlem, N.Y.
10	CJ Lee	So.	G	6-1	175	Pittsford, N.Y.
11	Kenny Minor	Sr.	G	5-8	170	Baltimore, Md.
14	Mihai Enescu	Sr.	C	7-0	230	Ploiesti, Romania
15	CJ Anderson	So.	G/F	6-6	215	Cincinnati, Ohio
21	Guy Ngardi	Jr.	F/C	6-8	210	Cameroon, Africa
23	Devon Austin	Fr.	G/F	6-6	195	White Plains, N.Y.
32	Darren Johnson	Jr.	F	6-7	210	Yonkers, N.Y.
33	Mike Konovelchick	Sr.	F	6-5	220	Litchfield, N.H.
34	Arturo Dubois	So.	F/C	6-8	235	Harlem, N.Y.
50	Franck Traore	So.	F/C	6-8	260	Koudougou, Burkina-Faso, Africa



2005-06 Schedule

N 14 Seton Hall
N 26 GEORGE MASON
N 30 at Syracuse
D 6 at Rhode Island
D 9 MARIST*
D 11 at Loyola*
D 18 at North Dakota State
D 20 at South Dakota State
D 23 FORDHAM
D 30 ST. FRANCIS-NY
J 6 at Iona*
J 8 SAINT PETER'S*
J 13 RIDER*
J 15 SIENA*
J 18 at Marist*
J 20 CANISIUS*
J 24 at Rider*
J 27 at Fairfield*
J 30 at Siena*
F 3 NIAGARA*
F 5 LOYOLA*
F 8 at Saint Peter's*
F 11 at Canisius*
F 13 at Niagara*
F 18 BRACKET BUSTER GAME
F 23 FAIRFIELD*
F 26 IONA*
M 2-6 MAAC Tournament@

* MAAC Game
@ Pepsi Arena, Albany, N.Y.

2005-2006 Opponents

Saint Peter's Peacocks

Thursday, January 19, 2006 • 7 p.m.
Pepsi Arena

Saturday, February 4, 2006 • 8 p.m.
Yanitelli Center

General Information

Location: Jersey City, NJ
Enrollment: 3,282
Nickname: Peacocks
Colors: Blue and White
Conference: Metro Atlantic Athletic (MAAC)
Home Arena: Yanitelli Center
Capacity: 3,200
President: James N. Loughran, S.J.
Athletics Director: William Stein

Basketball Information

Head Coach: Bob Leckie
Alma Mater: Saint Peter's '69
Record at School (Years): 50-92 (Five Years)
Current Record (Years): 50-92 (Five Years)
Assistant Coaches: John Coffino
Steve Finamore, Paul Schoeb

Team Information

2004-05 Record: 15-13
Conference Record: 10-8/4th
Series Record: Saint Peter's leads, 36-27
Last Meeting: 2/15/05
Saint Peter's win, 76-80

Sports Information

SSports Information Director: Dan Drutz
Office Phone: 201-915-9101
E-Mail: ddrutz@spc.edu
Press Row Phone: 201-915-9101
Graduate Assistant: Jared Fowler
Office Phone: 201-915-9122
E-Mail: jfowler@spc.edu
SID Fax: 201-915-9102
Website: spc.edu/athletics



Bob Leckie



Keydren Clark

2005-2006 Roster

No	Name	Yr.	Pos.	Ht.	Wt.	Hometown
1	Brandon Brock	Fr.	G	6-3	230	Newburgh, NY
3	Keydren Clark	Sr.	G	5-10	170	New York, NY
5	Raul Orta	So.	G	6-4	200	Ponce, Puerto Rico
10	Kevin Spann	Fr.	G	6-0	175	North Babylon, NY
12	Derrick Hooker	Sr.	G	5-10	172	Newark, NJ
15	Kaimondre Owes	So.	G	6-3	200	Brooklyn, NY
21	Tim Spitler	So.	G	6-3	180	Buffalo, NY
30	Ismaila Traore	Fr.	F	6-6	225	Mali
32	Quentin Martin	Fr.	F	6-5	230	White Plains, NY
33	Michael Gore	Fr.	F	6-6	200	Cumberland, RI
34	Todd Sowell	So.	F	6-8	240	Brooklyn, NY
35	Ivan Bozovic	Sr.	F	6-10	250	Belgrade, Serbia
41	Kinzev Reeves	Jr.	C/F	7-0	225	Fairbanks, Alaska



2005-06 Schedule

N 9-10 at Coaches vs. Cancer
N 19 at Pittsburgh
N 28 at Seton Hall
D 1 at Lafayette
D 6 MONMOUTH
D 9 at Canisius*
D 11 at Niagara*
D 22 FAIRLEIGH DICKINSON
D 27 vs. Massachusetts %
D 28 vs. Columbia/St. John's %
J 4 RIDER*
J 8 at Manhattan*
J 11 IONA*
J 15 FAIRFIELD*
J 19 at Siena*
J 22 NIAGARA*
J 25 MARIST*
J 28 LOYOLA*
J 30 at Iona*
F 2 at Marist*
F 4 SIENA*
F 8 MANHATTAN*
F 11 at Loyola*
F 14 at Fairfield*
F 18 Bracket Buster Game
F 24 CANISIUS*
F 26 at Rider*
M 3-6 MAAC Tournament@

* MAAC Game
% Holiday festival (Madison Square Garden)
@ Pepsi Arena, Albany, NY

Iona Gaels

Tuesday, January 24, 2006 • 7 p.m.
Pepsi Arena

Thursday, February 23, 2006 • 7:30 p.m.
Hynes Athletic Center

General Information

Location: New Rochelle, N.Y.
Founded: 1940
Enrollment: 2,980
Colors: Maroon and Gold
Conference: MAAC
Arena: Hynes Athletic Center
Capacity: 2,611
President: Br. James A Liguori
Athletic Director: Patrick Lyons

Basketball Information

Head Coach: Jeff Ruland
Alma Mater: Iona '91
School Record/Years: 114-99/seven
Overall Record: 114-99/seven
Assistant Coaches: Nick Macarchuk
Sam Worthen, Vin Parise

Team Information

2004-05 Record: 15-16
Conference Record: 9-9/5th
Series Record: Iona leads 47-36
Last Meeting: 3/4/05
Iona win 51-68

Sports Information

SID Contact: Brian Beyrer
Office: 914-633-2334
Office Fax: 914-633-2072
E-mail: BBeyrer@iona.edu
Courtside Phone:
Hynes Athletic Center 914-633-2670
Website: www.iona.edu/gaels



Jeff Ruland



Steve Burt

2005-2006 Roster

No	Name	Yr.	Pos.	Ht.	Wt.	Hometown
00	John Kelly	So.	C	7-0	270	West Milford, N.J.
4	Gary Springer	So.	F-C	6-9	230	Union City, Ga.
11	Tariq Atkins	Jr.	G	6-3	190	Queens, N.Y.
12	Jason McPherson	So.	G	6-1	180	Bronx, N.Y.
13	Marvin McCullough	Sr.	G	6-0	180	New York, N.Y.
14	Ricky Soliver	Sr.	G	6-3	175	New York, N.Y.
15	Steve Burt	Sr.	G	6-1	190	New York, N.Y.
23	Devon Clarke	So.	F	6-6	205	Windsor, Conn.
30	Anthony Bruin	Jr.	F	6-7	235	Albany, N.Y.
32	Justin Marshall	Jr.	F	6-8	220	Queens, N.Y.
33	Kiril Wachsmann	Sr.	F	6-7	240	New York, N.Y.
34	Ken Jackson	Jr.	G	6-4	190	Boston, Mass.
44	Kenny Dagostino	Sr.	G	6-1	180	Schenectady, N.Y.



2005-06 Schedule

N 23 HOWARD
N 25 PORTLAND STATE
N 26 at Iowa State
D 1 at Fordham
D 4 VERMONT
D 7 RIDER*
D 11 at Marist*
D 23 at Kentucky
D 31 at Seton Hall
J 3 at Fresno State
J 6 MANHATTAN*
J 8 NIAGARA*
J 11 at Saint Peter's*
J 14 at Canisius*
J 17 FAIRFIELD*
J 19 LOYOLA*
J 24 at Siena*
J 27 at Niagara*
J 30 SAINT PETER'S*
F 3 CANISIUS*
F 5 MARIST*
F 8 at Loyola*
F 11 at Fairfield*
F 15 at Rider*
F 18 Bracket Buster Game
F 23 SIENA*
F 26 at Manhattan*
M 2-6 MAAC Tournament@

* MAAC Game
@ Pepsi Arena, Albany, NY

Loyola Greyhounds

Thursday, February 2, 2006 • 7 p.m.
Reitz Arena

Tuesday, February 14, 2006 • 7:30 p.m.
Pepsi Arena

General Information

Location: Baltimore, Md.
Founded: 1852
Enrollment: 3,200
Colors: Green & Gray
Conference: MAAC
Arena: Reitz Arena
Capacity: 3,253
President: Rev. Brian Linnane, S.J.
Athletic Director: Joseph Boylan

Basketball Information

Head Coach: Jimmy Patsos
Alma Mater: Catholic University 89'
School Record/Years: 6-22/one
Overall Record: 6-22/one
Assistant Coaches: Brian Blaney
Matt Kovarik, Terrell Stokes

Team Information

2004/2005 Record: 6-22
Conference Record: 5-13/9th
Series Record: Siena leads, 29-9
Last Meeting: 2/24/05
Siena win, 67-55

Sports Information

SID Contact: Tom Milajecki
Office Phone: (410) 617-2777
Office Fax: (410) 617-5029
E-mail: twmilajecki@loyola.edu
Courtside Phone: (410) 617-5434
Website: loyolagreyhounds.com



Jimmy Patsos



Andre Collins

2005-2006 Roster

No.	Name	Pos	Ht.	Wt.	Cl.	Hometown
1	Gerald Brown	G	6-4	195	So.	Baltimore, Md.
2	Andre Collins	G	6-0	180	Sr.	Crisfield, Md.
3	Freddie Stanback	F	6-5	215	So.	Lanham, Md.
4	Linton Hinds	G	6-2	192	Sr.	East Orange, N.J.
5	Marquis Sullivan	G	6-0	190	Fr.	Westminster, Md.
10	Greg Manning	G	6-0	165	So.	Alpharetta, Ga.
12	Charlie Bell	G/F	6-5	205	Sr.	Washington, D.C.
21	Sky Khaleel	F	6-5	205	Fr.	Queens, N.Y.
22	Dan Ficke	F	6-6	245	Fr.	Englewood, Colo.
23	Shane James	G	6-2	185	Jr.	Toronto, Ont.
24	Jawaan Wright	F	6-8	230	Fr.	Agawam, Mass.
34	Brad Farrell	G/F	6-4	200	So.	Herndon, Va.
44	Hassan Fofana	C	6-10	270	Jr.	Weston, Mass.
54	Josko Alujevic	F	6-7	225	Sr.	Split, Croatia
55	Michael Tuck	F	6-7	225	So.	Toronto, Ont.



2005-06 Schedule

N 19 at Towson
N 27 UMBC
N 29 AMERICAN
D 3 at Mount St. Mary's
D 9 at Fairfield*
D 11 MANHATTAN *
D 23 at Virginia
D 29 VMI
D 31 at Delaware
J 3 at Providence
J 6 NIAGARA*
J 8 MARIST*
J 12 at Canisius*
J 14 at Niagara*
J 19 at Iona*
J 22 RIDER*
J 24 FAIRFIELD*
J 28 at St. Peter's*
J 30 at Marist*
F 2 SIENA*
F 5 at Manhattan*
F 8 IONA*
F 11 ST. PETER'S*
F 14 at Siena*
F 18 BRACKETBUSTER
F 24 at Rider*
F 26 CANISIUS*

* MAAC game

Fourth Annual ESPN Bracket Buster Saturday



Saturday, February 18, 2006

Canisius, Iona, Loyola, Manhattan and Saint Peter's will serve as host schools

Fairfield, Marist, Niagara, Rider and Siena will play on the road

11 nationally televised games selected from an expanded pool of 100 teams representing 18 conferences.

This year's event will feature five Bracket Buster Saturday games exclusively on ESPNU, the 24-hour college sports network. ESPN and ESPN2 will combine to televise the remaining six contests.

The 100-team field will also feature 12 teams from the Mid-American Conference; 11 from the Ohio Valley Conference; 10 from the Missouri Valley Conference; nine from the Western Athletic Conference and Horizon League; eight from the Big West and Colonial Athletic; four from the Sun Belt and the Big Sky; three from the Big South; two from the America East, Mid-Continent, Southern, Southland and West Coast; and Bucknell from the Patriot League and Fairleigh Dickinson from the Northeast. Four new conferences join the pool this year: Big South, Northeast, Patriot and Southland. The West Coast conference returns after a one-year absence.

This year's Bracket Buster Saturday pool features teams with 31 appearances in the last two NCAA Tournaments, including two Sweet Sixteen squads – UW-Milwaukee (2005) and Nevada (2004).



All 10 MAAC Schools to Participate in the Fourth Annual



All 10 MAAC men's basketball programs will participate in the fourth annual *Bracket Buster Saturday* event, a men's college basketball extravaganza pitting potential NCAA tournament hopefuls against each other on February 18, 2006.

Canisius College, Iona College, Loyola (Md.) College, Manhattan College and Saint Peter's College will serve as host schools, while Fairfield University, Marist College, Niagara University, Rider University and Siena College will play on the road.

The event will feature 11 nationally televised games selected from an expanded pool of 100 teams representing 18 conferences. Last year's field included a potential 64 teams representing 13 conferences (vying for 11 *Bracket Buster Saturday* games) while the 2004 event featured 46 teams (for 10 *Bracket Buster Saturday* games) and the inaugural event in 2003 included 18 teams (for nine *Bracket Buster Saturday* games). In addition to the expanded field, this year's event will also feature five *Bracket Buster Saturday* games exclusively on ESPNU, the 24-hour college sports network. ESPN and ESPN2 will combine to televise the remaining six contests.

The 100-team field will also feature 12 teams from the Mid-American Conference; 11 from the Ohio Valley Conference; 10 from the Missouri Valley Conference; nine from the Western Athletic Conference and Horizon League; eight from the Big West and Colonial Athletic; four from the Sun Belt and the Big Sky; three from the Big South; two from the America East, Mid-Continent, Southern, Southland and West Coast; and Bucknell from the Patriot League and Fairleigh Dickinson from the Northeast. Four new conferences join the pool this year: Big South, Northeast, Patriot and Southland. The West Coast conference returns after a one-year absence.

While each conference selects their participating teams prior to the season, the 11 match-ups for *Bracket Buster Saturday* will be determined from the pool of 100 teams by ESPN in conjunction with the conferences approximately three weeks prior to the event (this year – January 29, 2006). As part of the agreement, all 11 of the *Bracket Buster Saturday* home teams, as well as the remaining 39 home squads, will play a "return" game at the home facility of their opponent in November or December of the following season.

This year's *Bracket Buster Saturday* pool features teams with 31 appearances in the last two NCAA Tournaments, including two Sweet Sixteen squads – UW-Milwaukee (2005) and Nevada (2004).



All-Time Against 2005-2006 Opponents

Albany (26-18) (4-2 DI)

Year	SC	AU	
1939-40	52	45	(A)
1939-40	45	42	(A)
1940-41	62	27	(N)
1945-46	45	29	(A)
1945-46	46	45	(A)
1945-46	51	38	(N)
1946-47	73	32	(A)
1946-47	62	41	(H)
1956-57	75	66	(N)
1957-58	46	62	(N)
1958-59	69	55	(N)
1959-60	72	47	(N)
1960-61	45	54	(N)
1960-61	45	47 (3OT)	(H)
1961-62	47	49	(N)
1961-62	60	52	(H)
1962-63	52	44	(N)
1963-64	36	32	(N)
1964-65	49	74	(N)
1964-65	50	48	(H)
1965-66	71	73	(N)
1965-66	88	91	(H)
1966-67	73	67	(H)
1966-67	75	76 (OT)	(N)
1967-68	62	69	(N)
1967-68	72	79	(N)
1968-69	58	59	(A)
1968-69	73	64	(N)
1969-70	63	72	(A)
1970-71	70	85	(N)
1971-72	56	72	(A)
1972-73	71	81	(N)
1972-73	78	75	(N)
1973-74	86	76	(A)
1973-74	83	84	(A)
1974-75	104	80	(H)
1974-75	72	57	(H)
1975-76	66	58	(A)
Division I			
1976-77	91	86	(A)
1976-77	49	62	(H)
2001-02	60	48	(H)
2002-03	79	75	(H)
2003-04	71	50	(H)
2004-05	65	86	(H)

Canisius (37-35 overall) (32-22 DI)

Year	SC	CC	
1940-41	46	64	
1940-41	37	49	
1941-42	34	43	(H)
1946-47	37	43	
1947-48	54	44	
1951-52	56	45	(A)
1951-52	67	55	(H)
1952-53	64	73	(A)
1952-53	62	56	(H)
1953-54	58	81	(A)
1953-54	68	81	(H)
1954-55	67	97	(H)
1954-55	44	79	(A)
1958-59	54	56	(H)
1959-60	55	75	(A)
1960-61	54	63	(H)
1974-75	103	88	(H)
1975-76	94	102	(A)
Division I			
1976-77	74	66	(H)
1977-78	82	91	(A)
1978-79	83	77	(H)

1979-80	87	95	(A)
1980-81	68	57	(H)
1984-85	71	80	(A)
1984-85	65	57	(H)
1985-86	52	74	(H)
1985-86	58	60	(A)
1986-87	73	59	(H)
1986-87	72	81	(A)
*1986-87	67	65	(A)
1987-88	85	70	(A)
1987-88	65	52	(H)
1988-89	72	56	(A)
1988-89	83	78	(H)
1989-90	87	76	(H)
1989-90	70	73	(A)
!1989-90	71	53	(N)
1990-91	90	57	(H)
1990-91	87	67	(A)
!1990-91	76	62	(N)
1991-92	95	90 (OT)	(H)
1991-92	92	76	(A)
1992-93	70	42	(H)
1992-93	74	67	(A)
1993-94	91	72	(H)
1993-94	90	99 (OT)	(A)
1994-95	53	60	(A)
1994-95	62	59	(H)
1995-96	55	60	(H)
1995-96	49	66	(A)
1996-97	49	61	(A)
1996-97	61	57	(H)
!1996-97	44	84	(N)
1997-98	72	73	(H)
1997-98	92	94	(A)
!1997-98	87	83	(N)
1998-99	79	78	(H)
1998-99	90	100 (OT)	(A)
1999-00	89	77	(H)
1999-00	84	75	(A)
1999-00	82	71	(N)
2000-01	77	95	(A)
2000-01	89	82 (OT)	(H)
!2000-01	64	76	(N)
2001-02	68	76	(A)
2001-02	63	43	(H)
2002-03	71	63	(H)
2002-03	77	84	(A)
2003-04	63	59	(A)
2003-04	78	72	(H)
2004-05	80	84(OT)	(H)
2004-05	57	65	(A)

Fairfield (21-20) (21-18 DI)

Year	SC	FU	
1958-59	84	92	(A)
1959-60	48	60	(H)
Division I			
1976-77	76	84	(A)
1986-87	57	58	(A)
1987-88	91	77	(H)
1989-90	63	57	(H)
1990-91	77	55	(A)
1990-91	97	63	(H)
1991-92	65	63	(A)
1991-92	77	53	(H)
1992-93	56	59	(A)
1992-93	59	64	(H)
!1992-93	70	61	(N)
1993-94	77	58	(H)
1993-94	81	64	(A)
!1993-94	84	73	(N)
1994-95	58	59	(H)

1994-95	66	74	(A)
1995-96	47	60	(H)
1995-96	57	66	(A)
1996-97	66	58	(H)
1996-97	64	74	(A)
1997-98	59	60	(H)
1997-98	84	92	(A)
1998-99	96	82	(A)
1998-99	95	80	(H)
1999-00	88	83	(A)
1999-00	88	84	(H)
2000-01	71	53	(H)
2000-01	65	46	(A)
2001-02	72	79	(A)
2001-02	57	60	(H)
!2001-02	83	63	(N)
2002-03	71	80	(H)
2002-03	74	71	(A)
!2002-03	63	67	(N)
2003-04	80	91	(A)
2003-04	60	58	(H)
!2003-04	66	63	(N)
2004-05	66	77	(H)
2004-05	58	80	(A)

Fordham (8-10) (5-8 DI)

Year	SC	FU	
1948-49	44	36	(H)
1949-50	49	58	
1950-51	39	58	(H)
1951-52	54	48	(H)
1952-53	61	57	(H)
Division I			
1982-83	54	70	(H)
1983-84	64	85	(A)
1984-85	69	83	(H)
1989-90	65	82	(A)
1989-90	80	77	(H)
1991-92	69	90	(H)
1992-93	70	68	(A)
1999-00	91	99	(N)
2000-01	107	91	(H)
2001-02	69	78	(A)
2002-03	78	69	(A)
2003-04	77	59	(H)
2004-05	59	69	(A)

Holy Cross (5-3) (5-3 DI)

Year	SC	HC	
1989-90	76	103	(A)
1989-90	101	91	(H)
1992-93	95	96 (OT)	(A)
1993-94	91	73	(H)
1994-95	79	84	(A)
1995-96	83	78	(H)
1996-97	95	78	(A)
1997-98	105	69	(H)

Iona (36-46) (20-22 DI)

Year	SC	IC	
1942-43	56	42	
1946-47	56	57	(A)
1946-47	45	49	(A)
1947-48	53	49	(A)
1947-48	51	45	(H)
1948-49	51	45	(A)
1948-49	48	39	(H)
1949-50	40	41	(A)
1950-51	54	55	(A)
1951-52	61	52	(H)
1952-53	58	69	(MSG)
1953-54	56	54	(MSG)
1954-55	51	46	(H)
1955-56	64	56	(A)

1955-56	66	77	(H)
1956-57	50	49	(H)
1956-57	80	103	(A)
1957-58	43	52	(H)
1957-58	49	71	(A)
1958-59	48	50	(H)
1958-59	42	68	(A)
1959-60	61	66	(A)
1959-60	41	56	(H)
1960-61	52	85	(A)
1960-61	64	59	(A)
1961-62	59	73	(A)
1962-63	58	60	(H)
1963-64	32	52	(A)
1964-65	65	61	(H)
1965-66	61	88	(A)
1966-67	56	69	(H)
1967-68	55	57	(A)
1968-69	66	81	(H)
1969-70	52	82	(A)
1970-71	64	70	(H)
1971-72	61	53	(A)
1972-73	77	66	(A)
1973-74	98	106	(A)
1974-75	88	75	(H)
1975-76	75	68	(A)

Division I			
1976-77	95	87	(H)
1977-78	83	90	(A)
1978-79	68	70	(H)
1979-80	72	84	(A)
#1979-80	70	76	(A)
1980-81	70	53	(H)
#1980-81	48	64	(A)
1989-90	79	59	(H)
1990-91	75	90	(H)
1990-91	87	80	(A)
1990-91	90	95 (OT)	(N)
1991-92	62	65	(A)
1991-92	71	64	(H)
1992-93	83	88	(H)
1992-93	90	96	(A)
1993-94	94	90	(A)
1993-94	108	67	(H)
1994-95	100	81	(H)
1994-95	115	103	(A)
1995-96	59	70	(A)
1995-96	62	66	(H)
!1995-96	59	71	(N)
1996-97	58	91	(H)
1996-97	58	64	(A)
1997-98	82	83 (OT)	(A)
1997-98	104	92	(H)
!1997-98	75	90	(N)
1998-99	88	74	(H)
1998-99	80	97	(A)
1999-00	92	96	(H)
1999-00	94	89	(A)
!1999-00	80	84	(N)
2000-01	100	71	(H)
2000-01	81	79	(A)
2001-02	79	70 (OT)	(A)
2001-02	79	71	(H)
2002-03	65	55	(H)
2002-03	64	65	(A)
2003-04	74	71	(H)
2003-04	61	60	(A)
2004-05	59	56	(H)
2004-05	72	75	(A)
!2004-05	51	68	(N)

Loyola (29-9) (27-8 DI)

Year	SC	LC	
1948-49	54	52	(H)
1950-51	55	33	(H)
1951-52	48	49	(H)
Division I			
1981-82	59	55	(A)
1982-83	64	57	(H)
1983-84	74	71	(H)
1983-84	62	82	(A)
1989-90	66	60	(A)
1990-91	76	42	(H)
1990-91	63	57	(A)
1991-92	82	66	(H)
1991-92	68	76	(A)
1992-93	74	57	(H)
1992-93	71	57	(A)
1993-94	77	72	(A)
1993-94	88	78	(H)
1994-95	77	82	(A)
1994-95	88	81	(H)
1995-96	77	62	(H)
1995-96	53	67	(A)
1996-97	76	85	(A)
1996-97	55	75	(H)
1997-98	92	79	(A)
1997-98	103	102	(H)
1998-99	96	88	(H)
1998-99	86	78	(A)
1999-00	63	71	(A)
1999-00	100	67	(H)
2000-01	82	59	(H)
2000-01	65	56	(A)
2001-02	82	76 (OT)	(A)
2001-02	68	58	(

All-Time Against 2005-2006 Opponents

1981-82	79	66	(H)	1993-94	78	66	(H)	1988-89	101	76	(H)	Saint Peter's	2000-01	80	77	(A)
1982-83	57	61	(A)	1994-95	59	81	(A)	1988-89	72	60	(A)	(27-36) (23-18 DI)	2001-02	73	59	(H)
1988-89	80	65	(A)	1995-96	47	49	(H)	1989-90	73	60	(H)	Year SC SP	2001-02	73	55	(A)
1989-90	101	71	(H)	1996-97	95	62	(H)	1989-90	74	65	(A)	1950-51	56	44	(H)	
1990-91	90	55	(H)	1997-98	75	73	(H)	1990-91	96	80	(H)	1951-52	43	51	(H)	
1990-91	76	69	(A)	1997-98	78	68	(A)	1990-91	87	68	(A)	1954-55	57	74	(A)	
1991-92	66	81	(H)	1998-99	87	93	(A)	1991-92	66	73	(A)	1955-56	70	56	(H)	
1991-92	68	80	(A)	1998-99	84	78	(H)	1991-92	63	61	(H)	1956-57	60	81	(A)	
1992-93	62	64	(A)	1998-99	56	55	(N)	1991-92	63	61	(H)	1957-58	45	54	(H)	
1992-93	84	76	(H)	1999-00	91	81	(H)	!1991-92	83	57	(N)	1958-59	51	75	(A)	
!1992-93	70	71	(N)	1999-00	67	70	(A)	1992-93	77	85	(H)	1959-60	53	72	(H)	
1993-94	67	79	(A)	2000-01	60	64	(H)	1992-93	83	78	(A)	1960-61	54	69	(A)	
1993-94	73	98	(H)	2000-01	66	72	(N)	1993-94	88	74	(H)	1961-62	77	54	(H)	
!1993-94	65	68	(N)	2001-02	69	77	(A)	1993-94	78	82	(A)	1962-63	66	75	(A)	
1994-95	61	66	(H)	2001-02	57	60	(H)	1994-95	97	84	(H)	1963-64	70	76	(A)	
1994-95	54	67	(A)	!2001-02	82	76	(N)	1994-95	65	67	(A)	1964-65	80	72	(H)	
1995-96	40	61	(A)	2002-03	81	68	(A)	1995-96	50	52	(H)	1965-66	85	103	(A)	
1995-96	64	66	(H)	2002-03	74	79	(H)	1995-96	77	79	(A)	1966-67	69	93	(H)	
1996-97	64	65	(H)	!2002-03	70	68	(N)	1996-97	63	81	(A)	1967-68	72	98	(A)	
1996-97	56	39	(A)	2003-04	65	67	(A)	1996-97	75	62	(H)	1968-69	67	113	(H)	
1997-98	79	83	(A)	2003-04	71	65	(H)	1997-98	77	65	(A)	1969-70	86	133	(A)	
1997-98	89	72	(H)	!2003-04	73	64	(N)	1997-98	88	68	(H)	1970-71	85	108	(H)	
!1997-98	77	71	(N)					1998-99	88	68	(H)	1971-72	72	85		
1998-99	74	58	(A)	Massachusetts (2-4) (1-3 DI)				1998-99	82	86	(H)	1974-75	96	99	(A)	
1998-99	92	75	(H)	Year SC NU				1999-00	99	79	(H)	1975-76	87	88	(H)	
1999-00	87	84	(H)	1947-48	64	47		1999-00	90	69	(A)	Division I				
1999-00	89	80	(A)	1974-75	64	78		!1999-00	90	88	(H)	1976-77	82	113	(A)	
2000-01	72	82	(H)	Division I				2000-01	88	88	(H)	1977-78	74	68	(H)	
2000-01	56	61	(A)	1990-91	80	82	^ (H)	2000-01	80	81	(H)	1978-79	88	75	(A)	
!2000-01	79	76	(N)	1991-92	59	94	(A)	2000-01	90	80	(N)	1979-80	47	51	(H)	
2001-02	64	69	(H)	1992-93	58	70	(H)	2001-02	77	65	(H)	1980-81	68	81	(A)	
2001-02	70	75	(A)	1999-00	66	65	^ (H)	2001-02	73	74	(A)	1982-83	53	69	(A)	
2002-03	66	82	(A)					!2001-02	92	77	(N)	1986-87	58	69	(A)	
2002-03	72	68	(H)	Niagara (38-37) (30-23 DI)				2002-03	78	73	(A)	69 (OT) (H)				
2003-04	50	72	(H)	Year SC NU				2002-03	84	71	(H)	1989-90	62	61	(A)	
2003-04	62	79	(A)	1938-39	52	47		2003-04	81	86	(H)	1990-91	81	60	(H)	
2004-05	70	85	(A)	1938-39	37	35		2003-04	58	62	(A)	1990-91	58	79	(A)	
2004-05	68	66	(H)	1939-40	31	36		!2003-04	74	79	(N)	1991-92	69	67	(A)	
				1939-40	60	38		2004-05	59	74	(H)	1991-92	79	52	(H)	
				1939-40	51	45		2004-05	66	81	(A)	1992-93	57	52	(H)	
				1940-41	40	38						1992-93	64	51	(A)	
				1942-43	34	53	(A)	Pennsylvania (0-1) (0-1 DI)				1993-94	79	56	(H)	
				1946-47	41	45		Year SC UP				1993-94	71	44	(A)	
				1947-48	45	48		Division I				1994-95	68	72	(H)	
				1948-49	45	39	(H)	2004-05	62	89	(H)	1994-95	67	69	(A)	
				1949-50	49	59		Rider (13-8) (13-8 DI)				1994-95	45	53	(N)	
				1950-51	58	44	(H)	Year SC RU				1995-96	51	68	(H)	
				1951-52	55	47	(A)	Division I				1995-96	51	68	(H)	
				1952-53	81	88	(H)	1976-77	49	70	(A)	1996-97	58	60	(A)	
				1953-54	50	74	(A)	1978-79	81	77	(H)	1996-97	52	61	(H)	
				1954-55	61	77	(H)	1995-96	53	73	(H)	1997-98	68	69	(A)	
				1955-56	44	78	(A)	1996-97	86	81	(A)	1997-98	85	83	(H)	
				1956-57	46	81	(H)	1997-98	78	69	(H)	1998-99	84	72	(H)	
				1957-58	45	78	(A)	1997-98	90	102	(A)	1998-99	98	87	(A)	
				1958-59	49	62	(H)	1998-99	86	84	(H)	!1998-99	82	67	(N)	
				1958-59	49	62	(H)	1998-99	81	74	(A)	1999-00	99	91	(H)	
				1959-60	50	74	(A)	1998-99	81	74	(A)	1999-00	95	72	(A)	
				1960-61	44	68	(H)	!1998-99	101	73	(N)	2000-01	89	68	(H)	
				Division I				1999-00	91	79	(A)					
				1976-77	63	64	(A)	1999-00	98	88	(H)					
				1977-78	83	91	(H)	2000-01	62	73	(A)					
				1978-79	63	76	(A)	2000-01	67	61	(H)					
				1979-80	88	68	(H)	2001-02	64	63	(H)					
				1980-81	80	68	(H)	2001-02	56	62	(A)					
				1980-81	77	70	(A)	2002-03	77	87	(H)					
				1984-85	75	66	(H)	2002-03	72	61	(A)					
				1984-85	64	72	(A)	2003-04	71	64	(A)					
				1985-86	61	55	(H)	2003-04	71	78	(H)					
				1985-86	81	84	(A)	2004-05	47	67	(A)					
				*1985-86	82	70	(H)	2004-05	78	69	(H)					
				1986-87	88	97	(H)									
				1986-87	94	96	(A)									
				1987-88	91	68	(A)									
				1987-88	90	76	(H)									



Metro Atlantic Athletic Conference

With 10 institutions strongly bound by the sound principles of quality and integrity in academics and excellence in athletics, the Metro Atlantic Athletic Conference celebrates its 25th year of competition during the 2005-2006 academic year.

The MAAC was founded in 1980 by six charter members: the U.S. Military Academy, Fairfield University, Fordham University, Iona College, Manhattan College and Saint Peter's College. Competition followed one year later in the fall of 1981 with members competing in the sports of men's cross country and men's soccer. On January 2, 1982, Army traveled to Iona for the first MAAC men's basketball game and the MAAC story had begun.

Today, Conference members include: Canisius College, Fairfield University, Iona College, Loyola College (MD), Manhattan College, Marist College, Niagara University, Rider University, Saint Peter's College, and Siena College. In addition, associate members Duquesne University and

Basketball Tournament at the HSBC Arena in Buffalo, NY. The MAAC, Rider and Siena co-hosted the 2002 Division I Wrestling Championships at the Pepsi Arena. Three years ago, the MAAC and Siena successfully hosted the 2003 NCAA Division I Men's Basketball Championship East Regional at the Pepsi Arena. Additionally, the MAAC, Canisius and Niagara served as hosts for the 2003 Division I Men's Ice Hockey Championship, also at the HSBC Arena. In 2004, the MAAC, Canisius and Niagara once again successfully hosted the NCAA Division I Men's Basketball Championship First and Second Rounds at the HSBC Arena. All three parties will host that event again in 2007, while the MAAC and Rider University will co-host the 2006 NCAA Division I Women's Basketball Championship First and Second Rounds at the Sovereign Bank Arena in Trenton, New Jersey.

Women's Golf Championships to Orlando, Florida, where it will conduct its post-season championships at Disney's Wide World of Sports Complex. In 2006, the MAAC Volleyball Championships will be at Walt Disney World.

In the past several years, several of the MAAC schools have also enjoyed success in NCAA Tournaments. MAAC schools have made a total of 67 NIT appearances and 35 NCAA appearances. Combined with recent bracket expansion in several sports, the MAAC possesses 11 automatic bids in men's and women's basketball, baseball, softball, men's and women's soccer, volleyball, men's golf, men's and women's tennis, and men's lacrosse. In 2003, the Iona College men's cross country team finished fourth—just one point out of third place—at the NCAA Division I Cross Country Championships. Canisius softball, Manhattan track, Marist baseball and Loyola soccer and lacrosse have also flourished on the national stage.

The MAAC has also been a leader in the forefront of technology, expanding the notoriety of the league into cyberspace. In 2001, the league retained Host Communications, Inc. to sponsor the MAAC web page. Launched in November 1999, www.maacsports.com has been a great success, providing fans with up-to-date contest results, fan polls and an online merchandise store.

The MAAC President for the 2005-2006 academic year is Fr. Kevin Mackin, O.F.M., the President of Siena College. The Vice-President is Rev. Joseph L. Levesque, C.M., the President of Niagara University. William Stein, Director of Athletics at Saint Peter's College, will chair the Committee on Athletic Administration, and Jamie Fogarty, Associate Athletics Director/Senior Woman Administrator at Iona College will serve as Vice Chair.



LaSalle University compete in football. Le Moyne College competes in baseball and women's lacrosse, while Mount St. Mary's College, Providence College, Saint Joseph's University, Virginia Military Institute and Wagner College compete in men's lacrosse. St. Francis (NY) College, Villanova University and Wagner College are all associate members of the MAAC Women's Water Polo League. The MAAC will support 25 sports and conduct 24 championships during the 2005-2006 academic year.

The 2006 MAAC Basketball Tournament returns to the Pepsi Arena in Albany, NY, with Bridgeport's Arena at Harbor Yard preparing to host the 2007 championship. By having an excellent working relationship with these working facilities, the MAAC has been able to attract a number of NCAA Championship events. In 1995, the MAAC and Siena hosted the highly successful First and Second Rounds of the Division I Men's Basketball Tournament. In 2000, the MAAC, along with Canisius and Niagara, again received rave reviews as they hosted the First and Second Rounds of the NCAA

Academics and Athletics

The MAAC prides itself on the accomplishments of its student-athletes in the classroom, as well as on the field. Mary Beth Riley, a 1991 graduate of Canisius, was the first recipient of the NCAA Woman of the Year Award. In the fall of 1998, Erin Whalen, a member of the Iona women's rowing team, was awarded one of the nation's 32 Rhodes Scholarships for academic achievement and civic leadership. Jose Vargas, a Loyola student, was also awarded a Rhodes Scholarship in 1999.

First-class facilities are the rule with MAAC schools, as teams regularly play in top-notch arenas, such as Madison Square Garden, the Continental Airlines Arena, HSBC Arena, Pepsi Arena, the Arena at Harbor Yard and Sovereign Bank Arena. The other MAAC championships boast their share of outstanding locales as well, such as Dutchess Stadium in Fishkill, NY, home of the baseball tournament, and the fabled Van Cortlandt Park in the Bronx, where the cross country championships are contested. This year, the MAAC will take its Women's Soccer as well as Men's and

MAAC Staff

Richard J. Ensor, Esq., *Commissioner*

Barbara Church, *Senior Associate Commissioner*

Karl Mawhinney,

Assistant Commissioner for Marketing & Sales

Joe DelBalso, *Assistant Commissioner*

Kenneth M. Taylor, *Assistant Commissioner for Championships*

Julie Byron, *Assistant Commissioner for Women's Basketball*

Jill Skotarczak, *Director of Media Relations*

Tara Larkin, *Director of Championships/Special Events*

Codie Sanders, *Assistant Director of Media Relations/Webmaster*

Evangelia Papamarkou, *Director of Marketing*

TBA, *Administrative Fellow for Compliance*


Lauren Venarchik, *Administrative Fellow for Championships*

Tradition


Since the year after its founding in 1937, Siena has boasted a men's basketball team that has captivated audiences in the Capital Region and beyond. In the original glory days of the late 1940s and early 1950s, the then-Indians advanced to the National Catholic Invitational Tournament four straight years, winning the title in Albany in 1950.

The Rev. Marcus Fitzgerald served as the department's first athletic director publicizing his vision "that one day Siena would gain the same national fame in basketball that has been achieved in football by Notre Dame."

Following the success of the early 50s, the program was well on its way, as the Indians found them-




Howie Tucker was a member of Siena's first team in 1938. He was the first person inducted into the Siena Sports Hall of Fame.



George Bruda helped the Siena Indians to the National Catholic Invitational Championship as a senior in 1950.

selves ranked in the AP top-20 in successive seasons, catapulting as high as 11th following an upset of Seton Hall in Albany's Washington Avenue's Armory.

Siena Hall of Famer Billy Harrell was a big part of the team's success in its teenage years, drawing the praise of national publications on his way to being drafted by both the National Basketball Association (Minneapolis Lakers) and Major League Baseball (Cleveland Indians). "The Flash" was a United Press Honorable Mention All-American as a senior in 1952.



Billy Harrell was a United Press Honorable Mention All-American in 1952.

Over the next 20 years, the program struggled, winning no more than 14 games in any season. During that time, the Saints played in the longest game in NCAA history, a six-overtime loss to Niagara in 1952-53 (now the second longest). The following year, the player who provided the brightest moments during the "dark years," Bill Kirsch a 5-8 guard who was described as a "set-shot artist," supplied one of the most memorable moments in program history, sinking a 60-foot shot at Madison Square Garden to beat Iona at the buzzer. Sportswriter David Eisenberg described the shot as "the most sensational basketball shot in Madison Square Garden history, a three-quarter court from 60 feet out"



Bill Kirsch starred at Siena in the 1950s before returning to his alma mater in 1972 as head coach and athletic director. It was under his leadership that Siena obtained Division I status in 1976.


In 1972, the former set-shot standout took over as head men's basketball coach and athletic director. It was under his leadership, and through his imagination, that Siena was given Division I status in 1976. After a brief incubation period, the program began to flourish, and has since periodically experienced the national acclaim Fitzgerald dared dream of over 60 years ago.

Head Coach Mike Deane guided Siena to the promise land of college basketball, the NCAA Tournament, for the first time in 1989—the year after the program made its initial NIT appearance. After capturing the nation's attention throughout the season as a result of a measles outbreak on campus that forced several games (including the North Atlantic Conference Tournament) to be quarantined, Siena knocked off third-seeded (and 13th ranked) Stanford in Greensboro, N.C. to become one of the NCAA's first "Cinderella teams." "Showbiz" Mark Brown, Siena's all-time leading scorer with 2,284 career points, keyed the win with a game-high 32 points.

Deane's teams won 20 or more games four times in his eight years with the program, and advanced to the NIT three times, capped off by



Marc Brown



Doremus Bennerman

an unforgettable 1994 run. In his final season at the helm, the Saints played well into March, thanks in large part to the efforts of another 2,000-point scorer, Doremus Bennerman. Bennerman went on to earn NIT Most Valuable Player honors after setting the Tournament record with 174 points (including a school-record 51 at Madison Square Garden against Kansas State) as the now-Saints captured third place in the Mecca of college basketball.

After taking a step back after Deane's departure, a period of time memorable only because of the full-time move to Pepsi Arena prior to the 1996-97 season, the program enjoyed a great renaissance that coincided with the arrival of Head Coach Paul Hewitt in 1997.

Following seventh and eighth place finishes in the eight-team Metro Atlantic Athletic Conference in the two years prior to his arrival; the Saints averaged 22 wins in Hewitt's three seasons at the helm. The run was highlighted by successive postseason appearances in his final two years, the first of which was a return-trip to the NCAA Tournament in 1999.



Dwayne Archbold

Louis Orr continued the success in 2000-2001, leading the program to another 20-win season. The following season, the Rob Lanier era began. Lanier became the first coach in program history to orchestrate consecutive postseason appearances in his first two years as head coach. In 2002, the Saints rallied from a sub-par regular season to win four MAAC Tournament games, advancing to the NCAA Opening Round where they became just the second team in Tournament history to win a game with a losing record. Siena knocked off Alcorn State 81-77 in Dayton, Ohio before succumbing to eventual National Champion Maryland in Washington, D.C. two days later. In Lanier's second year of work, the Saints won 21 games including two Postseason NIT clashes on their home floor.

This year, a new chapter in Siena basketball begins as the Fran McCaffery era begins.

From four Catholic Invitational Tournament appearances, to five National Invitation Tournament bids, to three berths in the NCAA Tournament. From the Washington Avenue Armory, to the Alumni Recreation Center, to the state-of-the-art 14,750-seat Pepsi Arena. The scope of Siena basketball has changed in the last 68 years, all within the realm of the bold ideals set forth that many years ago by Rev. Fitzgerald. ■

THE RECORD BOOK Individual Records

Editor's Note: Siena began play at the Division I level in 1976-77. Records set prior to Siena's Division I years are denoted with **bold** type. In those cases, the Division I record appears in regular type following the all-time record. Records set in 2004-2005 are denoted with **bold italic** type.

Firsts

- First Game** 1938 vs. Niagara (52-47)
- First Win** 1938 vs. Niagara (52-47)
- 100th Win** Feb. 2, 1949 vs. Iona (51-45)
- 200th Win** Feb. 14, 1956 vs. Saint Peter's (70-56)
- 300th Win** March 3, 1968 vs. St. John Fisher (98-87)
- 400th Win** Dec. 29, 1976 vs. Albany State (91-86)
- 500th Win** Dec. 13, 1983 vs. Wagner (69-43)
- 600th Win** Jan. 14, 1989 vs. Vermont (69-58)
- 700th Win** Jan. 3, 1994 vs. Northeastern (86-71)
- 800th Win** Feb. 21, 2000 vs. Saint Peter's (95-72)
- First Division I Game**
Nov. 27, 1976 vs. Boston U. (88-100)
- First Division I Win**
Dec. 1, 1976 vs. Iona (95-87)
- 50th Division I Win**
March, 1980 vs. Long Island U. (80-78)
- 100th Division I Win**
Jan. 21, 1984 vs. Loyola (MD) (74-71)
- 150th Division I Win**
Feb. 25, 1986 vs. Vermont (80-65)
- 200th Division I Win**
Jan. 12, 1989 vs. Niagara (101-76)
- 250th Division I Win**
Feb. 12, 1991 vs. Niagara (87-68)
- 300th Division I Win**
Dec. 28, 1993 vs. Kent (78-53)
- 350th Division I Win**
Jan. 27, 1998 vs. Marist (75-73)
- 400th Division I Win**
Feb. 13, 2000 vs. Marist (91-81)
- 450th Division I Win**
Jan. 4, 2003 vs. Providence (89-81)
- 100th MAAC Win**
Feb. 21, 2000 vs. Saint Peter's (95-72)
- First NIT Game**
March 17, 1988 vs. Boston College (66-73)
- First NIT Win**
March 19, 1991 vs. Fairleigh Dickinson (90-85)
- First NCAA Tournament Game**
March 16, 1989 vs. Stanford (80-78)
- First NCAA Tournament Win**
Mar. 16, 1989 vs. Stanford (80-78)



Marc "Showbiz" Brown is the Saints' all-time leading scorer and the top producer in assists. He was also the catalyst in the Saints' first NIT win and the first NCAA win.

Individual Career

- Most Points Scored** 2,284, Marc Brown, (1987-91)
- Best Scoring Average** **20.6, Gary Holle Sr., (1974-76)**
18.6, (2,284/123 games), Marc Brown, (1987-91)
- Most Field Goals Made** 850, Marc Brown, (1987-91)
- Most Field Goals Attempted** 1,766, Marc Brown, (1987-91)
- Best Field Goal Percentage** 58.1, (531-914), Lee Matthews, (1989-93)
- Most 3-Point Goals Made** 293, Scott Knapp, (1997-01)
- Most 3-Point Goals Attempted** 589, Doremus Bennerman, (1990-94)
- Best 3-Point Percentage** 42.3, (224-530), Marc Brown, (1987-91)
- Most Free Throws Made** 579, Doremus Bennerman, (1990-94)
- Most Free Throws Attempted** 674, Doremus Bennerman, (1990-94)
- Best Free Throw Percentage** 89.6 (238-267), Scott Knapp, (1997-01)
- Most Rebounds** 1,037, Lee Matthews, (1989-93)
- Most Assists** 796, Marc Brown, (1987-91)
- Most Steals** 221, Marc Brown, (1987-91)
- Most Blocked Shots** 235, Monty Henderson, (1985-89)
- Most Games Played** 130, Dwayne Archbold, (1998-02)
- Most Winning Games** 89, Marc Brown, (1987-91)
- Consecutive Games Started** 123, Marc Brown, (1987-91)


Individual Single Game

- Most Points Scored** 51, Doremus Bennerman vs. Kansas State, (3-30-94)
- Most Field Goals Made** **20, Bob Hermann vs. Cortland St., (1968-69)**
17, Lee Matthews vs. Iona, (2-13-93)
- Most Field Goals Attempted** 29, Eric Banks vs. St. Francis (NY), (1-7-84)
- Best Field Goal Percentage** 1.000, (8-8), Brian Bidlingmyer vs. Holy Cross, (12-4-93)
1.000, (7-7) Marcus Faison vs. Loyola, (2-15-98)
- Most 3-Point Field Goals Made** 9, Jim Secretarski vs. Iona, (1-19-95)
- Most 3-Point Field Goals Attempted** 19, Doremus Bennerman vs. Niagara, (2-19-94)
- Best 3-Point Percentage** 1.000, (6-6), Jim Cantamessa vs. Rider (2-22-98)
- Most Free Throws Made** 27, Doremus Bennerman vs. Kansas State, (3-30-94)
- Most Free Throws Attempted** 30, Doremus Bennerman vs. Kansas State, (3-30-94)
- Best Free Throw Percentage** 1.000, (12-12), Tommy Mitchell at Fairfield (1-30-03)
1.000, (12-12), Dwayne Archbold vs. Niagara, (2-8-01)
1.000, (11-11), Bruce Schroeder vs. LeMoyne, (2-15-91)
1.000, (10-10), Bruce Schroeder vs. Fairfield, (1-30-92)
1.000, (10-10), Doremus Bennerman vs. Iona, (2-24-93)
1.000, (10-10), Doremus Bennerman vs. Canisius, (1-5-94)
1.000, (10-10), Marcus Faison vs. Colgate (1-3-98)
1.000, (10-10), Marcus Faison, Rider (1/17/98)
1.000 (10-10), Brandon Fields, at Marist (12/4/98)
1.000 (10-10), Corey Osinski, vs. Niagara (2/8/99)
1.000 (10-10), Corey Osinski, vs. Manhattan (2/11/99)
- Most Rebounds** **30, Jack Mulvey, (1964-65)**
26, Nelson Richardson vs. Manhattan, (1976-77)
- Most Assists** 15, Marc Brown vs. Army, (2-3-90)
- Most Steals** 10, Brian Bidlingmyer vs. Loyola, (1-15-94)
- Most Blocked Shots** 9, Monty Henderson vs. New Hampshire, (1-30-89)

Individual Season

- Most Points Scored** 858, Doremus Bennerman, (1993-94)
- Best Scoring Average** 26.0, Doremus Bennerman, (1993-94)
- Most Field Goals Made** 289, Marc Brown, (1990-91)
- Most Field Goals Attempted** 602, Marc Brown, (1990-91)
- Best Field Goal Percentage** 61.5, (67-109), Doug Poetzsch, (1981-82)
- Most 3-Point Field Goals Made** 102, Doremus Bennerman, (1993-94)
- Most 3-Point Field Goals Attempted** 249, Doremus Bennerman, (1993-94)
- Best 3-Point Percentage*** 56.7, (68-120), Jim Cantamessa, (1997-98)
- Most Free Throws Made** 248, Doremus Bennerman, (1993-94)
- Most Free Throws Attempted** 286, Doremus Bennerman, (1993-94)
- Best Free Throw Percentage** 93.4 (57-61) , Scott Knapp, (1998-99)
- Most Rebounds** **387, Billy Harrell, (1949-50)**
313, Lee Matthews, (1992-93)
- Best Rebound Average** **19.2, Jack Mulvey, (1964-65)**
11.1, (266/24 games), Nelson Richardson, (1976-77)
- Most Assists** 222, Marc Brown, (1986-87)
- Most Steals** 73, Marcus Faison, (1998-99)
- Most Blocked Shots** 86, Monty Henderson, (1988-89)
- Most Personal Fouls** 108, Matt Gras, (1993-94)
- Most Games Played** 36, Dwayne Archbold, Justin Miller, (2001-02)

* Led Nation



Mike Brown made Siena history by converting the Saints' first NCAA Tournament field goal.

THE RECORD BOOK

Team Records

Points

SEASON

Fewest Points Scored

448, (10 games), (1938-39)
1,681, (27 games), (1995-96)

Most Points Scored

2,829, (35 games), (1990-91)

Most Points Yielded

2,483, (35 games), (1990-91)

Scoring Average

86.6 (2,686/31 games), (1998-99)

GAME

Fewest Points Scored

23 vs. St. Bonaventure, (1942-43)
40, vs. St. John's, (12-25-83)
40, vs. Manhattan, (1-25-96)

Most Points Scored

129 vs. St. Michael's, (1973-74)
126, vs. Drexel, (2-20-78)

Fewest By Opponent

16 by Cobleskill, (1938-39)
42 by Suffolk, (12-22-83)
42 by Loyola (MD), (1-11-91)

Most By Opponent

144 by Syracuse, (1-17-88)

Combined Points

241, (126-115), vs. Drexel, (2-20-78)

Field Goals

SEASON

Made

990, (990-2,057), (1990-91)

Attempted

2,057, (990-2,057), (1990-91)

Best Field Goal Percentage

52.6, (790-1503), (1980-81)

GAME

Made

52 vs. St. Michael's, (1973-74)
45, (45-81), vs. Vermont, (12-28-87)

Attempted

101 vs. Potsdam State, (1975-76)
95, (36-95), St. Francis (NY), (1-6-79)

Percentage

75.5, (37-49), vs. New Hampshire, (2-28-81)

3-Pointers

SEASON

Made

283 (283-721), (1998-99)

Attempted

722 (250-722), (2001-2002)

Best Percentage

43.8, (214-489), (1988-89)

GAME

Made

18 vs. Saint Peter's, (12-4-99)

Attempted

38 vs. Radford, (12-30-89)

Best Percentage

75.0, (6-8), vs. Hartford, (1-31-87)

Free Throws

SEASON

Made

672 (672-854), (1998-99)

Attempted

890, (620-890), (1993-94)

Best Percentage

80.3*, (574-715), (1997-98)

*Led Nation

GAME

Made

44 vs. Louisville, (1953-54)
40, (40-49), vs. Syracuse, (1-7-79)

Attempted

52 vs. Drexel, (2-20-78)

Best Percentage

1.000, (16-16), vs. Evansville, (12-23-89)
1.000, (16-16) vs. La Salle, (12-7-91)

Rebounds

SEASON

Most Rebounds

1,361 (36 games), (2001-2002)

GAME

Most Rebounds

75 vs. Potsdam State, (1-28-76)
70 vs. RPI, (1976-77)

Assists

SEASON

Most Assists

495, (1998-99)

GAME

Most Assists

33 vs. Canisius, (1977-78)
33 vs. Syracuse, (1-2-88)

Fouls

SEASON

Most Personal Fouls

790, (1999-00)

GAME

Most Personal Fouls

39 at Canisius, (2/4/99)

Games

SEASON

Most Games

36, (17-19), (2001-2002)

Fewest Games

10, (8-2), (1938-39)
24, (9-15), (1976-77)

Most Wins

27, (27-5), (1949-50)
25, (1988-89), (1990-91),
(1995-96), (1998-99)

Most Losses

24, (6-24), (2004-05)

Blocked Shots

SEASON

Most Blocked Shots

193, (1987-88)

GAME

Most Blocked Shots

14 vs. Maine, (2-19-87)

Steals

SEASON

Most Steals

307, (1997-98)

SIENA™


1,000-Point Scorers



1. Marc Brown 2,284

Year	FG	FGA	PCT	FT	FTA	PCT	GP	TP	AVG
1987-88	160	303	.528	55	77	.714	29	395	13.2
1988-89	215	444	.484	90	114	.789	30	584	19.5
1989-90	186	417	.446	60	74	.811	29	489	16.9
1990-91	289	602	.480	155	194	.799	35	816	23.3
Totals	*850	1,766	.481	360	459	.784	123	2,284	18.6


*Includes 224 3-point field goals



2. Doremus Bennerman 2,109

Year	FG	FGA	PCT	FT	FTA	PCT	GP	TP	AVG
1990-91	70	165	.424	75	90	.833	35	243	6.9
1991-92	147	362	.406	135	155	.871	28	473	16.9
1992-93	180	401	.449	121	143	.846	29	535	18.4
1993-94	254	577	.440	248	286	.867	33	858	26.0
Totals	*651	1,505	.433	579	674	.859	125	2,109	16.9

*Includes 224 3-point field goals



3. Marcus Faijon

1996-00
1,697



4. Jeffrey Robinson

1986-90
1,657



5. Dwayne Archbold

1988-02
1,644



6. Eric Banks

1982-86
1,432



7. Fred Shear

1970-73
1,400



8. Doug Poetzsch

1981-85
1,398



9. Scott Knapp

1997-01
1,381



10. Lee Matthews

1989-93
1,365

11. Steve Walters-1972-76 • 1,346

12. Steve McCoy-1985-89 • 1,334

13. Jim Cantamessa-1996-00 • 1,321

14. Rod Brooks-1971-74 • 1,315

15. Bruce Schroeder-1988-92 • 1,290

16. Corey Osinski-1996-00 • 1,288

17. Prosper Karangwa-1999-03 • 1,274

18. Bob Hermann-1967-70 • 1,258

19. Michael Catino-1976-80 • 1,238

20. Kevin McGraw-1978-82 • 1,217

21. Mike Seymour-1967-70 • 1,121

22. Tommy Mitchell-2001-05 • 1,115

23. Matt Brady-1983-87 • 1,106

24. Tim Hill-1952-56 • 1,092

25. Dan Terwilliger-1978-82 • 1,086

26. Mike Brown-1988-93 • 1,083

27. Michael Haddix-2002-Present • 1,071

28. Geoff Walker-1993-97 • 1,044

29. Mark Palinksi-1964-67 • 1,030

30. Ed Lange-1946-50 • 1,012

THE RECORD BOOK

Season to Season with Siena's Division I 1,000-Point Scorers

Who Played When?

Siena basketball has enjoyed some landmark seasons since turning Division I prior to the 1976-77 season. Below, we highlight some of those memorable years, noting which 1,000-point scorers played during those years. **Note:** Each 1000-point scorer has made at least one postseason appearance in his career.

Team Highlights

1987-1988 (23-6)

(Steve McCoy, Jeffrey Robinson, Marc Brown)

- North Atlantic Conference (NAC) Regular-Season Champions
- Won at Wake Forest (72-67)
- Postseason NIT: Lost at Boston College (73-65)

1988-1989 (25-5)

(Steve McCoy, Jeffrey Robinson, Marc Brown, Mike Brown, Bruce Schroeder)

- NAC Regular-Season and Tournament Champions
- Won at Pittsburgh (80-79)—First Non-Big East Conference opponent to win in the Pittsburgh Civic Center in six years
- NCAA Tournament: Defeated #13 ranked Stanford (80-78); Lost to Minnesota (80-67) at Greensboro Coliseum

1990-91 (25-10)

(Marc Brown, Lee Matthews, Doremus Bennerman)

- Metro Atlantic Athletic Conference Regular-Season Co-Champions
- Postseason NIT: Defeated Fairleigh Dickinson (90-85) and South Carolina (ranked in top-20 during season) (63-58); lost to Massachusetts (82-80) in overtime

1993-94 (25-8)

(Doremus Bennerman, Geoff Walker)

- Postseason NIT Semifinals (third place finish)
- Defeated Richmond 88-57
- Posted 73-62 win at Texas A&M
- Postseason NIT: Defeated Georgia Tech (76-68), Tulane (89-79), Bradley (75-62) and Kansas State (92-79); Semifinal loss to Villanova (66-58)

Steve McCoy



1998-99 (25-6)

(Marcus Faison, Jim Cantamessa, Corey Osinski, Scott Knapp, Dwayne Archbold)

- MAAC Regular-Season Co-Champions and Tournament Champions
- Won Sparkletts Invitational at Pepperdine
- 94-80 NCAA Tournament Loss to Arkansas, McNichols Arena, Denver, Colo.

1999-00 (24-9)

(Marcus Faison, Jim Cantamessa, Corey Osinski, Scott Knapp, Dwayne Archbold, Prosper Karangwa)

- MAAC Regular-Season Champions
- Pre-Season NIT: Defeated Davidson (89-79); lost to Notre Dame (107-90)
- 94-91 win at George Washington
- 93-72 win vs. Rhode Island
- Postseason NIT: Defeated Massachusetts (66-65); lost at Penn State (105-103)

2001-2002 (17-19)

(Dwayne Archbold, Prosper Karangwa, Tommy Mitchell)

- MAAC Tournament Champions
- Defeated Alcorn State 81-77 in Opening Round of NCAA Tournament at University of Dayton Arena
- Lost to eventual National Champion Maryland 85-70 in First Round of NCAA Tournament at MCI Center in Washington, D.C.

2002-2003 (21-11)

(Prosper Karangwa, Tommy Mitchell, Michael Haddix)

- Postseason NIT: Defeated Villanova (74-59) and Western Michigan (68-62), Lost to Alabama-Birmingham (80-71)
- Defeated Providence 89-81



Doremus Bennerman

Division I 1,000-Point Scorer Record Book

CAREER WINS

1. Marc Brown	89
2. Steve McCoy	86
Scott Knapp	86
Dwayne Archbold	86
3. Bruce Schroeder	85
Doremus Bennerman	85
4. Mike Brown	82
Prosper Karangwa	82
5. Jeffery Robinson	81
6. Lee Matthews	76
7. Marcus Faison	75
Jim Cantamessa	75
Corey Osinski	75
8. Tommy Mitchell	58
9. Geoff Walker	47
10. Michael Haddix*	41

CAREER WINNING PERCENTAGE

1. Steve McCoy	73.5%
2. Marc Brown	72.4%
3. Scott Knapp	69.4%
4. Jeffery Robinson	69.2%
5. Bruce Schroeder	69.1%
6. Doremus Bennerman	67.5%
7. Mike Brown	66.7%
8. Dwayne Archbold	65.6%
9. Marcus Faison	62.5%
Jim Cantamessa	62.5%
Corey Osinski	62.5%
10. Lee Matthews	62.3%
11. Prosper Karangwa	62.1%
12. Tommy Mitchell	45.3%
13. Michael Haddix*	44.6%
14. Geoff Walker	41.2%

POST-SEASON RECORD

	NCAA	NIT
Steve McCoy	1-1	0-1
Jeffery Robinson	1-1	0-1
Marc Brown	1-1	2-2
Mike Brown	1-1	2-1
Bruce Schroeder	1-1	2-1
Lee Matthews	0-0	2-1
Doremus Bennerman	0-0	6-2
Jeff Walker	0-0	4-1
Marcus Faison	0-1	1-1
Jim Cantamessa	0-1	1-1
Corey Osinski	0-1	1-1
Scott Knapp	0-1	1-1
Dwayne Archbold	1-2	1-1
Prosper Karangwa	1-1	3-2
Tommy Mitchell	1-1	2-1
Michael Haddix*	0-0	2-1

* Has only played three seasons



Marcus Faison

Below is a breakdown of Siena's Division I 1000-point scorers and the success the teams with which they played achieved.

STEVE McCOY '89

Notes:

- One of only four 1,000-point scorers to win 20 games in a season for two coaches
- One of only five 1,000-point scorers to win 20 games in three seasons

Season	Record	Postseason	Coach
1985-1986	21-8	N/A	John Griffin
1986-1987	17-12	N/A	Mike Deane
1987-1988	23-6	NIT	Mike Deane
1988-1989	25-5	NCAA	Mike Deane
Totals	86-31		

JEFFERY ROBINSON '90

Season	Record	Postseason	Coach
1986-1987	17-12	N/A	Mike Deane
1987-1988	23-6	NIT	Mike Deane
1988-1989	25-5	NCAA	Mike Deane
1989-1990	16-13	N/A	Mike Deane
Totals	81-36		

MARC BROWN '91

Notes:

- One of only four 1,000-point scorers to win 25 games in two seasons
- One of only five 1,000-point scorers to win 20 games in three seasons
- One of only three 1,000-point scorers to play on three post-season teams

Season	Record	Postseason	Coach
1987-1988	23-6	NIT	Mike Deane
1988-1989	25-5	NCAA	Mike Deane
1989-1990	16-13	N/A	Mike Deane
1990-1991	25-10	NIT	Mike Deane
Totals	89-34		

MIKE BROWN '93

Notes:

- One of only four 1,000-point scorers to win 25 games in two seasons

Season	Record	Postseason	Coach
1988-1989	25-5	NCAA	Mike Deane
1989-1990	16-13	N/A	Mike Deane
1990-1991	25-10	NIT	Mike Deane
1992-1993	16-13	N/A	Mike Deane
Totals	82-41		

BRUCE SCHROEDER '92

Notes:

- One of only four 1,000-point scorers to win 25 games in two seasons

Season	Record	Postseason	Coach
1988-1989	25-5	NCAA	Mike Deane
1989-1990	16-13	N/A	Mike Deane
1990-1991	25-10	NIT	Mike Deane
1991-1992	19-10	N/A	Mike Deane
Totals	85-38		

LEE MATTHEWS '93

Season	Record	Postseason	Coach
1989-1990	16-13	N/A	Mike Deane
1990-1991	25-10	NIT	Mike Deane
1991-1992	19-10	N/A	Mike Deane
1992-1993	16-13	N/A	Mike Deane
Totals	76-46		

DOREMUS BENNERMAN '94

Notes:

- One of only four 1,000-point scorers to win 25 games in two seasons

Season	Record	Postseason	Coach
1990-1991	25-10	NIT	Mike Deane
1991-1992	19-10	N/A	Mike Deane
1992-1993	16-13	N/A	Mike Deane
1993-1994	25-8	NIT	Mike Deane
Totals	85-41		

GEOFF WALKER '97

Season	Record	Postseason	Coach
1993-1994	25-8	NIT	Mike Deane
1994-1995	8-19	N/A	Bob Beyer
1995-1996	5-22	N/A	Bob Beyer
1996-1997	9-18	N/A	Bob Beyer
Totals	47-67		

**MARCUS FAISON '00
JIM CANTAMESSA '00
COREY OSINSKI '00**

Notes:

- Only 1,000-point scorers to play on the same team all four seasons
- Most wins (49) in back-to-back seasons

Season	Record	Postseason	Coach
1996-1997	9-18	N/A	Bob Beyer
1997-1998	17-12	N/A	Paul Hewitt
1998-1999	25-6	NCAA	Paul Hewitt
1999-2000	24-9	NIT	Paul Hewitt
Totals	75-45		

SCOTT KNAPP '01

Notes:

- One of only four 1,000-point scorers to win 20 games in a season for two different coaches
- One of only five 1,000-point scorers to win 20 games in three seasons
- Most wins (49) in back-to-back seasons
- Most wins (69) in three consecutive seasons

Season	Record	Postseason	Coach
1997-1998	17-12	N/A	Paul Hewitt
1998-1999	25-6	NCAA	Paul Hewitt
1999-2000	24-9	NIT	Paul Hewitt
2000-2001	20-11	N/A	Louis Orr
Totals	86-38		

DWAYNE ARCHBOLD '02

Notes:

- Only 1,000-point scorer to play in two NCAA Tournaments
- One of only four 1,000-point scorers to win 20 games in a season for two different coaches
- One of only five 1,000-point scorers to win 20 games in three seasons
- One of only three 1,000-point scorers to play on three postseason teams
- Most wins (49) in back-to-back seasons
- Most wins (69) in three consecutive seasons

Season	Record	Postseason	Coach
1998-1999	25-6	NCAA	Paul Hewitt
1999-2000	24-9	NIT	Paul Hewitt
2000-2001	20-11	N/A	Louis Orr
2001-2002	17-19	NCAA	Rob Lanier
Totals	86-45		

PROSPER KARANGWA '03

Notes:

- Only 1,000-point scorer to win 20 games in a season for three different coaches
- One of only three 1,000-point scorers to play on three postseason teams
- One of only five 1,000-point scorers to win 20 games in three seasons

Season	Record	Postseason	Coach
1999-2000	24-9	NIT	Paul Hewitt
2000-2001	20-11	N/A	Louis Orr
2001-2002	17-19	NCAA	Rob Lanier
2002-2003	21-11	NIT	Rob Lanier
Totals	82-50		

TOMMY MITCHELL '05

Season	Record	Postseason	Coach
2001-2002	17-19	NCAA	Rob Lanier
2002-2003	21-11	NIT	Rob Lanier
2003-2004	14-16	N/A	Rob Lanier
2004-2005	6-24	N/A	Rob Lanier
Totals	58-80		

MICHAEL HADDIX '07

Notes:

- Has only played three seasons

Season	Record	Postseason	Coach
2002-2003	21-11	NIT	Rob Lanier
2003-2004	14-16	N/A	Rob Lanier
2004-2005	6-24	N/A	Rob Lanier
Totals	41-51		



In 1998-99, four future 1,000-point scorers played on the same team. Marcus Faison (left), Corey Osinski (with ball), Scott Knapp (center) and Jim Cantamessa (right), each played in the NIT and NCAA Tournaments.

THE RECORD BOOK Scoring Leaders

Year-by-Year

Year	Player	Points	Average
2005	Jack McClinton	408	13.6
2004	Michael Haddix	452	15.6
2003	Prosper Karangwa	530	16.6
2002	Dwayne Archbold	715	19.9
2001	Dwayne Archbold	462	14.9
2000	Marcus Faison	570	17.3
1999	Marcus Faison	457	14.7
1998	Marcus Faison	468	16.1
1997	Geoff Walker	345	12.8
1996	Jim Secretarski	303	11.2
1995	Matt Gras	372	13.8
1994	Doremus Bennerman	858	26.0
1993	Doremus Bennerman	535	18.4
1992	Doremus Bennerman	473	16.9
1991	Marc Brown	816	23.3
1990	Marc Brown	489	16.9
1989	Jeffery Robinson	595	19.8
1988	Rick Williams	603	20.8
1987	Matt Brady	408	14.1
1986	Eric Banks	455	15.7
1985	Doug Poetzsch	547	18.9
1984	Eric Banks	461	16.5
1983	Rod Mullin	392	14.0
1982	Kevin McGraw	468	16.7
1981	Kevin McGraw	437	16.2
1980	Rod Owens	470	16.8
1979	Michael Catino	287	15.2
1978	Michael Catino	373	16.2
1977	Nelson Richardson	334	13.9
1976	Gary Holle	453	20.6
1975	Gary Holle	515	20.6
1974	Rod Brooks	522	19.3
1973	Fred Shear	466	20.3
1972	Rod Brooks	437	16.8
1971	Fred Shear	521	20.8
1970	Bob Hermann	420	19.7
1969	Bob Hermann	494	21.4
1968	Bob Hermann	344	13.8
1967	Mark Palinski	446	19.4
1966	Mark Palinski	354	16.1
1965	Jack Mulvey	288	15.2
1964	Marty Canavan	229	10.9
1963	Marty Canavan	291	12.6
1962	Tim Mannix	298	13.6
1961	Jim Woodward	337	14.1
1960	Gary Smith	207	9.9
1959	Jack Weaver	325	17.1
1958	John Obermayer	212	11.2
1957	John Obermayer	358	17.9
1956	Tim Hill	417	20.9
1955	Tim Hill	255	16.0
1954	Tim Hill	349	16.7
1953	Bill Hogan	303	14.4
1952	Bill Harrell	396	14.6
1951	Ed Kolakowski	368	13.6
1950	Bill Harrell	311	9.7
1949	Ed Lange	295	9.8
1948	George Weber	362	12.9
1947	Dave Torncello	184	9.2
1946	No Basketball		
1945	No Basketball		
1944	No Basketball		
1943	No Statistics Available		
1942	No Statistics Available		
1941	Howie Tucker	241	13.4
1940	Howie Tucker	282	14.8
1939	Howie Tucker	138	13.8

D I V I S I O N I

Single Season

Name	Points	Games	Average	Year
1. Doremus Bennerman	858	33	26.0	1993-94
2. Marc Brown	816	35	23.3	1990-91
3. Dwayne Archbold	715	36	19.9	2001-02
4. Rick Williams	603	29	20.8	1987-88
5. Jeffery Robinson	595	30	19.8	1988-89
6. Marc Brown	584	30	19.5	1988-89
7. Marcus Faison	570	33	17.3	1999-00
8. Doug Poetzsch	547	29	18.9	1984-85
9. Doremus Bennerman	535	29	18.4	1992-93
10. Prosper Karangwa	530	32	16.6	2002-03
11. Rod Brooks	522	27	19.3	1972-73
12. Fred Shear	521	25	20.8	1970-71
13. Gary Holle	515	25	20.6	1974-75
14. Bob Hermann	494	23	21.4	1968-69
15. Marc Brown	489	29	16.9	1989-90
16. Lee Matthews	481	29	16.6	1992-93
17. Doremus Bennerman	473	28	16.9	1991-92
18. Rod Owens	470	28	16.8	1979-80
19. Kevin McGraw	468	28	16.7	1981-82
Marcus Faison	468	29	16.1	1997-98
21. Fred Shear	466	23	20.3	1972-73
22. Mike Catino	464	28	16.6	1979-80
23. Dwayne Archbold	462	31	14.9	2000-01
24. Eric Banks	461	28	16.5	1983-84
25. Marcus Faison	457	31	14.7	1998-99
26. Eric Banks	455	29	15.7	1985-86
27. Gary Holle	453	22	20.6	1975-76
28. Michael Haddix	452	29	15.6	2003-04
29. Bruce Schroeder	450	29	15.5	1991-92
30. Mark Palinski	446	23	19.4	1966-67
Mike Seymour	446	23	19.4	1968-69
32. Steve Walters	445	26	17.1	1973-74
33. Michael Haddix	440	32	13.8	2002-03
34. Rod Brooks	437	26	16.8	1971-72
Kevin McGraw	437	27	16.2	1980-81
36. Corey Osinski	436	31	14.1	1998-99
37. Tommy Mitchell	434	32	13.6	2002-03
38. Bruce Schroeder	433	35	12.4	1990-91
39. Steve Walters	432	22	19.6	1975-76
Jeffery Robinson	432	29	14.9	1989-90
41. Scott Knapp	423	31	13.6	2000-01
42. Bob Hermann	420	22	19.7	1969-70
Corey Osinski	420	33	13.5	1999-00
44. Tim Hill	417	20	20.9	1955-56
Stuart Downing	417	33	12.6	1993-94
46. Dan Terwilliger	415	27	15.4	1980-81
47. Fred Shear	413	21	19.6	1971-72
48. Matt Brady	408	29	14.1	1986-87
Jack McClinton	408	30	13.6	2004-05
49. Jim Cantamessa	406	29	14.0	1997-98
50. Billy Harrell	396	27	14.6	1951-52
51. Marc Brown	395	29	13.6	1987-88
52. Rod Mullin	392	28	14.0	1982-83
53. Glenn Bissell	383	31	12.4	1952-53
Jim Cantamessa	383	33	11.6	1999-00
55. Lee Matthews	382	29	13.2	1991-92
Matt Gras	382	33	11.6	1993-94
57. Prosper Karangwa	377	36	11.1	2001-02
58. Doug Poetzsch	376	28	13.4	1983-84
59. Mike Catino	373	23	16.2	1977-78
60. Matt Gras	372	27	13.8	1994-95
61. Nelson Richardson	370	23	16.2	1977-78
Dan Terwilliger	370	28	13.2	1979-80
63. Ed Kolakowski	368	27	13.7	1950-51
Eric Banks	368	29	12.7	1984-85
65. Richie Smith	362	25	14.5	1974-75
George Weber	362	28	12.9	1957-58
67. Steve McCoy	359	29	12.4	1985-86
68. John Obermayer	358	20	17.9	1956-57
69. Jeffery Robinson	357	28	13.7	1987-88
Scott Knapp	357	29	12.3	1997-98

THE RECORD BOOK **Rebounding Leaders**

Single-Season Bests

Name, Years	Reb	Gms	Avg
1. Billy Harrell (1949-50)	387	32	12.1
2. Jack Mulvey (1964-65)	365	19	19.2
3. Jack Mulvey (1963-64)	315	21	15.0
4. Lee Matthews (1992-93)	313	29	10.8
5. Lee Matthews (1991-92)	296	29	10.2
6. Bob Hermann (1968-69)	294	23	12.8
7. Mark Palinski (1966-67)	284	23	12.3
8. Fred Shear (1970-71)	282	25	11.3
9. Steve McCoy (1988-89)	278	30	9.3
10. Eric Steppenbeck (1971-72)	274	26	10.5
11. Nelson Richardson (1976-77)	266	24	11.1
12. Tom Sheridan (1966-67)	261	23	11.3
Michael Haddix (2003-04)	261	29	9.0
14. Doug Poetzsch (1984-85)	259	29	8.9
Dwayne Archbold (2001-02)	259	36	7.2
16. Mike Seymour (1968-69)	257	23	11.3
17. Mark Palinski (1965-66)	254	22	11.5
18. Gary Holle (1974-75)	251	25	10.0
Lee Matthews (1990-91)	251	35	7.2
20. Steve McCoy (1985-86)	248	29	8.6
21. Nelson Richardson (1977-78)	240	23	10.5
22. Brian Bidlingmyer (1993-94)	232	33	7.0
23. Steve McCoy (1987-88)	229	29	7.9
Michael Haddix (1999-03)	229	32	7.2
25. Doug Poetzsch (1983-84)	224	28	8.0
26. Vernon Asquith (1980-81)	217	27	8.0
27. Steve McCoy (1986-87)	214	29	7.4
27. Justin Miller (2003-2004)	214	30	7.1
28. Fred Shear (1971-72)	209	21	9.9
29. Steve Walters (1973-74)	205	26	7.9
Prosper Karangwa (2002-03)	205	32	6.4
Matt Gras (1993-94)	205	33	6.2

Career Leaders

Name, Years	Reb	Gms	Avg
1. Lee Matthews (1989-93)	1,037	122	8.5
2. Steve McCoy (1985-89)	969	117	8.3
3. Jack Mulvey (1962-65)	793	53	15.0
4. Doug Poetzsch (1981-85)	742	112	6.6
5. Bob Hermann (1967-70)	733	71	10.3
6. Geoff Walker (1993-97)	706	114	6.2
7. Vernon Asquith (1978-82)	704	108	6.5
8. Marcus Faison (1996-00)	689	119	5.8
9. Fred Shear (1970-73)	658	69	9.5
10. Mark Palinski (1964-67)	649	64	10.1
11. Dwayne Archbold (1998-02)	630	130	4.8
12. Jeffery Robinson (1986-90)	583	113	5.2
13. Nelson Richardson (1974-78)	570	64	8.9
14. Michael Haddix (2002-Pres)	567	73	7.7
15. Steve Raczynski (1972-76)	560	96	5.8
16. Dan Terwilliger (1978-82)	548	86	6.4
17. Steve Walters (1972-76)	543	78	7.0
18. Corey Osinski (1996-00)	540	118	4.6
19. Jim Cantamessa (1996-00)	535	120	4.5
20. Antoine Jordan (2002-Pres)	508	87	5.8
21. Matt Gras (1991-95)	502	114	4.4
22. Eric Banks (1982-86)	474	110	4.3
23. Brian Bidlingmyer (1991-95)	462	118	3.9
24. Brandon Fields (1995-99)	456	109	4.2
25. Gary Holle (1974-76)	449	47	9.6
26. Kevin Brown (1983-86)	447	86	5.2
27. Prosper Karangwa (1999-2003)	445	129	3.5
28. Eric Stappenbeck (1972-73)	439	49	9.0
29. Steve Downey (1987-91)	435	103	4.2
30. Rich Smith (1973-75)	434	68	6.4



Lee Matthews led Siena in rebounding in each of his four seasons and graduated as the career leader in rebounds, with 1,037, an 8.5 per game average.

Year-by-Year Leaders

Year	Name	Reb	Avg	Year	Name	Reb	Avg
2004-05	Antoine Jordan	175	5.8	1983-84	Doug Poetzsch	224	8.0
2003-04	Michael Haddix	261	9.0	1982-83	Rod Mullin	190	6.8
2002-03	Michael Haddix	229	7.2	1981-82	Roger Renrick	182	7.0
2001-02	Dwayne Archbold	259	7.2	1980-81	Vernon Asquith	217	8.0
2000-01	Dwayne Archbold	186	6.0	1979-80	Rod Owens	191	6.8
1999-00	Corey Osinski	193	6.3	1978-79	Dan Terwilliger	169	6.5
1998-99	Corey Osinski	183	5.9	1977-78	Nelson Richardson	240	10.5
1997-98	Marcus Faison	197	6.8	1976-77	Nelson Richardson	266	11.1
1996-97	Geoff Walker	179	6.6	1975-76	Gary Holle	198	9.0
1995-96	Geoff Walker	195	7.2	1974-75	Gary Holle	251	10.0
1994-95	Geoff Walker	176	6.5	1973-74	Steve Walters	205	7.9
1993-94	Brian Bidlingmyer	232	7.0	1972-73	Fred Shear	167	7.3
1992-93	Lee Matthews	313	10.8	1971-72	Eric Stappenbeck	274	10.5
1991-92	Lee Matthews	296	10.2	1970-71	Fred Shear	282	11.3
1990-91	Lee Matthews	251	7.2	1969-70	No Statistics Available		
1989-90	Lee Matthews	177	6.1	1968-69	Bob Hermann	294	12.8
1988-89	Steve McCoy	278	9.3	1967-68	Bob Hermann	181	7.2
1987-88	Steve McCoy	229	7.9	1966-67	Mark Palinski	284	12.3
1986-87	Steve McCoy	214	7.4	1965-66	Mark Palinski	254	11.5
1985-86	Steve McCoy	248	8.6	1964-65	Jack Mulvey	365	19.2
1984-85	Doug Poetzsch	259	8.9	1963-64	Jack Mulvey	315	15.0

Career Assist Leaders


	Name, Years	Ast	Gms	Avg
1.	Marc Brown, 1987-91	796	123	6.5
2.	Matt Brady, 1983-87	593	114	5.2
3.	Doremus Bennerman, 1990-94	577	125	4.6
4.	Melvin Freeny, 1995-99	444	100	4.4
5.	Michael Catino, 1978-80	426	83	5.1
6.	Scott Knapp, 1997-01	393	119	3.3
7.	Dinny Cahill, 1973-75	372	72	5.2
8.	Kevin McGraw, 1979-82	352	100	3.5
9.	T.J. Sheridan, 1971-73	344	69	5.0
10.	Prosper Karangwa, 1999-03	343	129	2.7
11.	Jeffery Robinson, 1986-90	284	113	2.5
12.	Russell Clark, 1975-78	280	74	3.8
13.	Isaiah Stewart, 1997-01	271	122	2.2
	Brian Bidlingmyer, 1991-95	271	118	2.3
15.	John Williams, 1981-84	265	83	3.2
16.	Marcus Faison, 1996-00	257	119	2.2
17.	Jim Cantamessa, 1996-00	229	120	1.9
18.	Tommy Mitchell 2001-05	226	123	1.8
18.	Stuart Downing, 1991-95	213	105	2.0
19.	Antoine Jordan, 2002-Pres.	208	87	2.4

Single-Season Assist Leaders

	Name, Years	Ast	Gms	Avg
1.	Marc Brown, 1988	222	29	7.7
2.	Marc Brown, 1989	199	30	6.6
3.	Marc Brown, 1990	196	29	6.8
4.	Doremus Bennerman, 1994	182	33	5.5
5.	Michael Catino, 1980	181	28	6.5
6.	Doremus Bennerman, 1993	180	29	6.2
7.	Marc Brown, 1991	179	35	5.1
8.	Matt Brady, 1985	174	29	6.0
9.	T.J. Sheridan, 1971	171	25	6.8
10.	Melvin Freeny, 1998	163	29	5.6
11.	Prosper Karangwa, 2003	158	32	4.9
12.	Matt Brady, 1986	145	28	5.2
13.	Matt Brady, 1987	139	29	4.8
14.	Doremus Bennerman, 1992	138	28	4.9
15.	Matt Brady, 1984	135	28	4.8
16.	Jamal Jackson, 2004	134	30	4.5
	Dinny Cahill, 1975	133	25	5.3
18.	Dinny Cahill, 1974	131	24	5.5
19.	Scott Knapp, 1999	127	31	4.1
20.	Kevin McGraw, 1982	122	28	4.4
21.	T.J. Sheridan, 1972	120	22	5.5
22.	Kevin McGraw, 1981	119	27	4.4
23.	Brian Bidlingmyer, 1994	117	33	3.5
24.	Isaiah Stewart, 2001	116	31	3.7
25.	Michael Catino, 1978	115	23	5.0
26.	Melvin Freeny, 1996	113	27	4.2
27.	Dinny Cahill, 1973	108	23	4.7

Single-Game Scorers

Pts	Player	Opponent	Siena-Opp	Season
51	Doremus Bennerman	Kansas State	92-79	1993-94
44	Marc Brown	Fairfield	97-63	1990-91
42	Michael Catino	Drexel	126-115	1977-78
41	Michael Catino	St. Francis (NY)	100-90	1977-78
41	Bob Hermann	Cortland State	92-96	1968-69
39	Bob Hermann	Hartford	106-85	1968-69
38	Marc Brown	Canisius	87-67	1990-91
38	Jack Weaver	St. Francis (NY)	72-65	1958-59
37	Jeffery Robinson	Maine	92-82	1988-89
37	Rod Brooks	Sacred Heart	110-101	1973-74
37	Mark Palinski	Hartwick	98-102	1966-67
36	Dwayne Archbold	Marist	82-76	2001-02
36	Marc Brown	Iona	87-80	1990-91
36	Doremus Bennerman	Wagner	81-79	1993-94
36	Doremus Bennerman	Canisius	90-99	1993-94
36	Doremus Bennerman	Niagara	78-82	1993-94
36	Jim Secretarski	Iona	100-81	1994-95
35	Gary Holle	Canisius	103-88	1975-76
35	Steve Walters	Canisius	103-88	1975-76
35	Steve Walters	LeMoyné	81-87	1973-74
35	Steve Walters	Albany State	86-76	1973-74
35	Mike Long	LeMoyné	89-101	1967-68
35	Lee Matthews	Iona	83-88	1992-93



Marc Brown is Siena's all-time career assist leader and all-time leading scorer.



Individual Honors

All-Americans

- 1952** **BILLY HARRELL**, Guard
United Press (HM)
- 1972, 1973** **FRED SHEAR**, Forward
Associated Press (College Div. HM)
- 1974, 1975** **STEVE WALTERS**, Forward
Associated Press (College Div. HM)
- 1
NABC (Div. 2, 3rd)
- 1984 DOUG POETZSCH, Forward
Associated Press (HM)
- 1985 DOUG POETZSCH, Forward
GTE Academic All-America
- 1989 MARC BROWN, Guard
The Sporting News (HM)
- 1991 MARC BROWN, Guard
Associated Press (HM)
United Press International (HM)
- 1992 BRUCE SCHROEDER, Forward/Guard
GTE Academic All-America (First Team)

Regional

- 1965** **JACK MULVEY**, Center
ECAC First Team
- 1988 MARC BROWN, Guard
NABC, District 2 (2nd)
USBWA, District 2
- 1988 RICK WILLIAMS, Guard
NABC, District 2 (2nd)
- 1989 MARC BROWN, Guard
Eastern Basketball, All-East (3rd)
USBWA, District 2
- 1989 JEFFERY ROBINSON, Guard
Eastern Basketball, All-East (HM)
- 1990 MARC BROWN, Guard
Eastern Basketball, All-East (HM)
Basketball Times, All-East (HM)
USBWA, District 2
- 1991 MARC BROWN, Guard
Eastern Basketball, All-East (2nd)
Basketball Times, All-East (HM)
- 1992 LEE MATTHEWS, Forward
Eastern Basketball, All-East (HM)
Basketball Times, All-East (HM)
- 1992 BRUCE SCHROEDER, Forward/Guard
Eastern Basketball, All-East (HM)
- 1993 DOREMUS BENNERMAN, Guard
USBWA, District 2
- 1993 LEE MATTHEWS, Forward
USBWA, District 2
- 1994 DOREMUS BENNERMAN, Guard
NABC, District 2
USBWA, District 2
- 1999 COREY OSINSKI, Forward
GTE/CoSIDA Academic All-America
- 2002 DWAYNE ARCHBOLD, Guard
NABC, District 2
- 2003 PROSPER KARANGWA, Guard
NABC, District 2

Team Honors

Conference Championships

- 1988 NAC Regular-season title
- 1989 NAC Regular-season title
NAC Postseason title
- 1991 MAAC Regular-season title (tie)
- 1999 MAAC Regular-season title (tie)
MAAC Postseason title
- 2000 MAAC Regular-season title
- 2002 MAAC Postseason title

All-MAAC Team

- 1990 MARC BROWN (1st)
LEE MATTHEWS (All-Rookie)
BRUCE SCHROEDER (All-Academic)
- 1991 MARC BROWN (1st, Player of the Year)
BRUCE SCHROEDER (2nd; All-Academic)
DOREMUS BENNERMAN (All-Rookie)
- 1992 BRUCE SCHROEDER (1st; All-Academic)
LEE MATTHEWS (2nd)
DOREMUS BENNERMAN (2nd)
STUART DOWNING (All-Rookie)
- 1993 LEE MATTHEWS (1st)
DOREMUS BENNERMAN (1st)
STUART DOWNING (All-Academic)
- 1994 DOREMUS BENNERMAN (1st; Player of the Year)
STUART DOWNING (2nd; All-Academic)
MATT GRAS (All-Academic)
- 1995 JIM SECRETARSKI (All-Rookie)
MATT GRAS (All-Academic)
STUART DOWNING (All-Academic)
- 1996 DAVID ATTEWELL (All-Academic)
JIM SECRETARSKI (All-Academic)
MELVIN FREENY (All-Rookie)
BRANDON FIELDS (All-Rookie)
- 1997 GEOFF WALKER (2nd)
CRAIG WUCHERPENNIG (All-Academic)
- 1998 MARCUS FAISON (1st)
JIM CANTAMESSA (2nd)
SCOTT KNAPP (Rookie of the Year)
JIM SECRETARSKI (All-Academic)
COREY OSINSKI (All-Academic)
- 1999 MARCUS FAISON (1st)
COREY OSINSKI (2nd)
JIM CANTAMESSA (3rd)
DWAYNE ARCHBOLD (All-Rookie)
BRANDON FIELDS (All-Academic)
COREY OSINSKI (All-Academic)
- 2000 MARCUS FAISON (1st)
COREY OSINSKI (2nd)
JIM CANTAMESSA (3rd)
COREY OSINSKI (All-Academic)
- 2001 DWAYNE ARCHBOLD (2nd)
SCOTT KNAPP (2nd)
MICHAEL BUHRMAN (All-Academic)
- 2002 DWAYNE ARCHBOLD (1st)
MICHAEL BUHRMAN (All-Academic)
ANDY CAVO (All-Academic)
JUSTIN MILLER (All-Academic)
- 2003 PROSPER KARANGWA (1st)
MICHAEL HADDIX (Rookie)
JUSTIN MILLER (All-Academic)
- 2004 MICHAEL HADDIX (2nd)
MICHAEL HADDIX (All-Academic)
JUSTIN MILLER (All-Academic)
- 2005 JACK McCLINTON (Rookie)

* Note Siena joined the MAAC prior to the 1989-90 season

MAAC All-Tournament

- 1990 MARC BROWN
- 1991 MARC BROWN
- 1993 DOREMUS BENNERMAN
- 1994 DOREMUS BENNERMAN
- 1998 SCOTT KNAPP
- 1999 JIM CANTAMESSA
- 1999 MARCUS FAISON (MVP)
- 1999 SCOTT KNAPP
- 2000 MARCUS FAISON
- 2000 JIM CANTAMESSA
- 2002 DWAYNE ARCHBOLD (MVP)
- 2002 PROSPER KARANGWA
- 2002 ANDY CAVO
- 2004 MICHAEL HADDIX



Bruce Schroeder was a CoSIDA Academic All-America selection in 1992.

NIT

- 1994 DOREMUS BENNERMAN (MVP)

Conference Honors

All-North Atlantic Conference

- 1985 DOUG POETZSCH, (1st)
MATT BRADY (2nd)
- 1986 MATT BRADY, (2nd)
ERIC BANKS (2nd)
STEVE McCOY (Rookie of the Year, All-Rookie)
- 1987 MATT BRADY, (HM)
STEVE McCOY (HM)
DWIGHT WALTON
(Rookie of the Year, All-Rookie)
JEFFERY ROBINSON (All-Rookie)
- 1988 STEVE McCOY, (1st)
RICK WILLIAMS (1st)
MARC BROWN
(2nd, All-Rookie, Rookie of the Year)
- 1989 MARC BROWN, (1st)
JEFFERY ROBINSON (1st, Player of the Year)
STEVE McCOY (2nd)
MIKE BROWN (All-Rookie)

THE RECORD BOOK **Coaching Records**



Paul Hewitt guided Siena to the 1999 MAAC Championship and the NCAA Tournament in just his second season at the helm.



Dan Cunha's 1952 Siena squad was ranked 11th in the country.

COACH	YEARS	WON	LOST	PCT
Jack Carroll	1938-39	8	2	.800
Henry Bunoski	1939-41	21	16	.568
Dan Cunha	1941-65	246	225	.522
Tom Hannon	1965-69	37	56	.398
Gene Culnan	1969-72	25	42	.373
Rit Keith	1972	2	5	.286
William Kirsch	1972-82	142	111	.561
John Griffin	1982-86	70	44	.614
Mike Deane	1986-94	166	77	.683
Bob Beyer	1994-97	22	59	.271
Paul Hewitt	1997-00	66	27	.709
Louis Orr	2000-01	20	11	.645
Rob Lanier	2001-05	58	80	.420
TOTALS		883	745	.542



Mike Deane led Siena to four Division I postseason tournaments.



Bill Kirsch upgraded Siena's program to Division I after a Division II Regional appearance.



John Griffin was the first Siena coach to win 20 games in a season at the Division I level.

Siena vs. All Opponents

Note: **Bold** = 2005-2006 opponent

School	W	L	First Game	Last Game	School	W	L	First Game	Last Game	School	W	L	First Game	Last Game
Adelphi	5	1	1946-47	1963-64	George Washington	2	1	1981-82	1999-00	Oswego State	2	0	1949-50	1949-50
Alabama-Birmingham	0	1	2002-03	2002-03	Georgia Tech	1	0	1993-94	1993-94	Paterson State	2	1	1941-42	1942-43
Albany Pharmacy	1	0	1939-40	1939-40	Gonzaga	0	1	1954-55	1954-55	Pennsylvania	0	1	2004-05	2004-05
Albany	26	18	1939-40	2004-05	Green Mountain	4	0	1938-39	1939-40	Penn State	0	1	1999-00	1999-00
Albright	1	0	1950-51	1950-51	Hamilton	2	1	1957-58	1968-69	Pepperdine	0	1	2004-05	2004-05
Alcorn State	1	0	2001-02	2001-02	Hartford	25	9	1961-62	2001-02	Pittsburgh	1	2	1988-89	1990-91
Alfred	1	0	1961-62	1961-62	Hartwick	13	8	1940-41	1975-76	Plattsburgh State	1	0	1942-43	1942-43
Allentown	1	0	1983-84	1983-84	Hawaii	1	0	1949-50	1949-50	Potsdam State	12	5	1960-61	1975-76
American Int'l.	2	0	1977-78	1978-79	Hawaii-Pacific	1	0	2000-01	2000-01	Pratt Institute	1	0	1942-43	1942-43
American U.	4	2	1947-48	1989-90	Hofstra	0	1	1976-77	1976-77	Providence	4	10	1940-41	2002-03
Arizona State	1	0	1951-52	1951-52	Holy Cross	5	3	1989-90	1997-98	Puerto Rico	1	0	1949-50	1949-50
Arkansas (L.R.)	1	0	1980-81	1980-81	Houston	0	1	1953-54	1953-54	Quinnipiac	2	0	1986-87	1998-99
Arkansas State	1	0	1948-49	1948-49	Howard	1	1	1984-85	1997-98	Radford	2	0	1989-90	2000-01
Arkansas	0	1	1998-99	1998-99	Hunter	1	1	1965-66	1966-67	Regis	1	0	1949-50	1949-50
Army	6	4	1955-56	1989-90	Illinois-Chicago Circle	1	0	1981-82	1981-82	RPI	20	4	1946-47	1976-77
Arnold	8	0	1939-40	1951-52	Iona	36	47	1942-43	2004-05	Rhode Island	3	3	1952-53	2000-01
Assumption	1	9	1963-64	1973-74	Iowa State	0	1	1996-97	1996-97	Rice	1	1	2000-01	2001-02
Austin Peay	2	0	1991-92	2001-02	Ithaca	3	1	1942-43	1946-47	Richmond	1	1	1992-93	1993-94
Baltimore	3	1	1978-79	1982-83	Jacksonville	0	2	1994-95	1995-96	Rider	13	8	1976-77	2004-05
Bainbridge	0	1	1953-54	1953-54	James Madison	0	1	1977-78	1977-78	Robert Morris	2	2	1981-82	1983-84
Baldwin-Wallace	1	1	1951-52	1955-56	Jersey City	2	0	1973-74	1980-81	Rutgers	0	1	1999-00	1999-00
Baypath Institute	1	2	1938-39	1939-40	John Carroll	1	0	1950-51	1950-51	Sacred Heart	3	5	1967-68	1974-75
Becker	1	0	1941-42	1941-42	John Marshall	3	0	1946-47	1948-49	St. Anselm's	2	8	1939-40	1970-71
Bethune-Cookman	4	0	1994-95	1999-00	Kansas State	1	0	1993-94	1993-94	St. Benedict's	0	1	1948-49	1948-49
Bloomfield State	1	0	1982-83	1982-83	Keene State	2	0	1985-86	1986-87	St. Bonaventure	6	26	1939-40	2001-02
Boise State	0	1	1993-94	1993-94	Kent	3	1	1992-93	1995-96	St. Francis (NY)	29	41	1940-41	1985-86
Boston College	2	3	1946-47	1987-88	Kings	5	11	1960-61	1975-76	St. Francis (PA)	6	4	1949-50	1983-84
Boston University	8	9	1976-77	1988-89	Lafayette	2	1	1948-49	1951-52	St. Joseph's (PA)	1	1	1984-85	1985-86
Bowling Green	2	2	1987-88	1990-91	LaSalle	3	4	1989-90	1991-92	St. John Fisher	5	1	1965-66	1968-69
Bradley	1	0	1993-94	1993-94	Lawrence Tech	4	1	1942-43	1955-56	St. John's	0	2	1955-56	1983-84
Bridgeport	1	1	1974-75	1975-76	Lehigh	2	0	1984-85	1985-86	St. Lawrence	2	1	1942-43	1963-64
Brigham Young	0	1	1989-90	1989-90	LeMoyne	23	39	1948-49	1992-93	St. Louis	0	1	1979-80	1979-80
Brooklyn College	3	0	1948-49	1990-91	Lincoln	1	0	1950-51	1950-51	St. Michael's	9	4	1939-40	1975-76
Brooklyn Poly	0	1	1940-41	1940-41	Long Island University	5	11	1939-40	1983-84	Saint Peter's	27	36	1950-51	2004-05
Bucknell	1	0	1985-86	1985-86	Loras	1	0	1949-50	1949-50	St. Thomas	1	0	1949-50	1949-50
Buffalo State	2	2	1971-72	1978-79	Lowell Tech	0	1	1941-42	1941-42	Sampson	1	0	1948-49	1948-49
Buffalo University	4	1	1950-51	1976-77	Loyola (Calif.)	1	0	1952-53	1952-53	Scranton	8	3	1939-40	1975-76
California-Irvine	1	1	1990-91	1995-96	Loyola (Ill.)	0	1	1947-48	1947-48	Seton Hall	4	6	1940-41	1973-74
Canisius	37	35	1940-41	2004-05	Loyola (Md.)	29	9	1948-49	2004-05	South Carolina	1	0	1990-91	1990-91
Catholic Univ.	1	0	1978-79	1978-79	Loyola (La.)	1	0	1951-52	1951-52	Southampton	2	0	1979-80	1980-81
CCNY	1	0	1979-80	1979-80	Loyola-Marymount	1	0	2002-03	2002-03	South Florida	0	2	1980-81	1981-82
Centenary	2	0	1979-80	1985-86	Louisiana-Lafayette	0	1	1999-00	1999-00	Southern Illinois	2	0	1949-50	1951-52
Central Connecticut St.	2	0	1986-87	1987-88	Louisville	1	0	1953-54	1953-54	Springfield	1	0	1946-47	1946-47
Central Michigan	2	0	1989-90	1990-91	Maine	12	4	1971-72	1988-89	Stanford	1	1	1988-89	1991-92
Champlain	3	0	1947-48	1949-50	Manhattan	24	42	1946-47	2004-05	Stephen F. Austin	1	0	1993-94	1993-94
Cincinnati	0	1	1954-55	1954-55	Marist	36	18	1963-64	2004-05	Stetson	0	1	1980-81	1980-81
Clarkson	11	2	1961-62	1973-74	Maryland	0	1	2001-02	2001-02	Stonehill	3	8	1961-62	1971-72
Clemson	0	1	1979-80	1979-80	Massachusetts	2	4	1947-48	1999-00	Suffolk	1	1	1959-60	1983-84
Cleveland State	3	3	1976-77	2001-02	Minnesota	0	1	1988-89	1988-89	Syracuse	0	6	1977-78	2004-05
Cobleskill	1	1	1938-39	1938-39	Memphis State	1	0	1952-53	1952-53	Tampa	1	0	1949-50	1949-50
Colgate	19	5	1951-52	1999-00	Merrimack	7	5	1961-62	1982-83	Temple	2	0	1950-51	1951-52
Connecticut State	2	0	1947-48	1948-49	Mexico	2	0	1940-41	1949-50	Tennessee Tech	0	1	1955-56	1955-56
Cornell	1	0	1985-86	1985-86	Mohawk	2	0	1947-48	1947-48	Texas A&M	3	2	1946-47	1994-95
Cortland State	9	5	1961-62	1974-75	Monmouth	2	1	1979-80	2004-05	Texas Christian	0	1	2000-01	2000-01
Creighton	3	2	1950-51	1992-93	Montana State	1	0	2002-03	2002-03	Texas Wesleyan	1	1	1948-49	1949-50
Dartmouth	3	1	1950-51	1983-84	Moravina	1	0	1971-72	1971-72	Toledo	0	3	2001-02	2003-04
Davidson	2	1	1996-97	1999-00	Mt. St. Mary's	2	0	1940-41	1948-49	Towson State	1	0	1981-82	1981-82
Davis & Elkins	1	0	1941-42	1941-42	Murray State	1	2	1953-54	1955-56	Tufts	2	0	1983-84	1984-85
Dayton	0	1	2000-01	2000-01	Nevada (Reno)	1	0	1990-91	1990-91	Tulane	1	0	1993-94	1993-94
Delaware	2	3	1979-80	2003-04	New Hampshire	12	2	1978-79	1988-89	Union	4	3	1957-58	1975-76
Delaware State	0	1	1982-83	1982-83	New Orleans	0	1	2004-05	2004-05	Utica	21	1	1960-61	1986-87
Detroit	1	0	1948-49	1948-49	New Paltz State	1	0	1966-67	1966-67	Valparaiso	1	0	1947-48	1947-48
Dominican	1	0	1983-84	1983-84	Niagara	38	37	1938-39	2004-05	Vermont	21	5	1946-47	2004-05
Drexel	1	1	1976-77	1977-78	North Adams State	1	0	1977-78	1977-78	Villanova	3	7	1941-42	2002-03
Duquesne	2	0	2000-01	2003-04	North Adams Teacher	1	0	1947-48	1947-48	Virginia	0	1	1990-91	1990-91
Eastern Kentucky	0	1	1953-54	1953-54	Norwich	2	1	1939-40	1939-40	Virginia Commonwealth	0	2	1992-93	1993-94
Eastern Michigan	2	0	1980-81	1998-99	Northeastern	9	15	1976-77	1994-95	VMI	0	1	1977-78	1977-78
East Stroudsburg	3	2	1971-72	1984-85	Northern Iowa	1	1	2002-03	2003-04	Wagner	11	5	1960-61	1996-97
Evansville	1	2	1988-89	1990-91	Northwestern	1	1	1994-95	1997-98	Wake Forest	1	1	1982-83	1987-88
Fairfield	20	21	1958-59	2004-05	Northwestern State	0	1	2001-02	2001-02	Wayne	0	1	1954-55	1954-55
F.D.U. (Madison)	2	5	1968-69	1975-76	Notre Dame	0	1	1999-00	1999-00	Western Michigan	1	2	1990-91	2002-03
F.D.U. (Teaneck)	5	12	1976-77	1998-99	UNC-Greensboro	2	0	1991-92	1992-93	Williams	4	10	1949-50	1968-69
Florida	0	1	1988-89	1988-89	UNC-Wilmington	1	1	1979-80	1981-82	William & Mary	1	1	1949-50	1949-95
Florida Southern	0	2	1981-82	1985-86	NYAC	0	1	1957-58	1957-58	Winthrop	0	1	2004-05	2004-05
Florida State	0	1	1992-93	1992-93	Ohio State	0	1	1986-87	1986-87	Wisconsin-Milwaukee	1	0	1994-95	1994-95
Fordham	8	10	1948-49	2004-05	Ohio University	0	1	1983-84	1983-84	Xavier	1	3	1952-53	2002-03
Fort Dix	1	0	1942-43	1942-43	Oklahoma City	3	0	1950-51	1977-78	Yale	1	1	1996-97	1997-98
Fort Monmouth	1	0	1951-52	1951-52	Oklahoma State	0	1	2001-02	2001-02	Youngstown State	1	1	1996-97	2004-05
Gannon	1	1	1973-74	1974-75	Oneonta State	6	0	1938-39	1941-42					
Georgetown	4	2	1948-49	1973-74	Oregon State	0	1	2004-05	2004-05					

THE RECORD BOOK Year-by-Year Results

1938-39 (8-2)

SIENA		OPP.
52	Niagara	47
57	Cobleskill	16
47	Baypath Institute	48
45	Oneonta Normal	37
40	Green Mountain	35
37	Niagara	35
52	Green Mountain	44
37	Oneonta	32
45	Baypath Institute	40
36	Cobleskill	39

1939-40 (12-7)

SIENA		OPP.
55	Oneonta	24
31	Niagara	36
68	Norwich	26
45	St. Michael's	38
43	St. Bonaventure	51
60	Niagara	38
52	Albany State	45
66	Albany Pharmacy	27
68	Norwich	26
61	Green Mountain	55
59	Green Mountain	51
68	Arnold	49
37	Norwich	48
31	Baypath Institute	44
31	Scranton	43
54	Oneonta	44
51	Niagara	45
34	St. Anselm's	40
52	Long Island	66

1940-41 (9-9)

SIENA		OPP.
40	Brooklyn Poly.	43
46	Canisius	64
64	Hartwick	28
55	Univ. of Mexico	39
42	Mount St. Mary's	39
40	Niagara	38
54	Oneonta	48
50	Providence	57
36	Seton Hall	54
62	Albany State	27
45	Albany State	42
38	St. Anselm's	64
37	St. Bonaventure	60
50	St. Francis (NY)	62
56	St. Michael's	48
49	St. Michael's	51
37	Canisius	49
57	Hartwick	31

1941-42 (9-7)

SIENA		OPP.
59	Oneonta	37
41	Paterson State	37
37	Villanova	34
30	Providence	43
32	St. Francis (NY)	47
28	St. Anselm's	37
35	Scranton	34
39	Hartwick	28
34	Davis & Elkins	21
30	Paterson State	33
45	Hartwick	23
43	St. Michael's	42
37	St. Anselm's	44
58	Lowell Tech	59
36	Becker	34
34	Canisius	43



1942-43 (13-6)

SIENA		OPP.
62	Arnold	45
55	Fort Dix	49
43	Hartwick	35
56	Iona	42
45	Ithaca	54
54	Lawrence Tech	45
34	Niagara	53
59	Paterson State	35
47	Hartwick	28
55	Plattsburgh State	30
44	Pratt Institute	32
43	Providence	54
49	Ithaca	40
23	St. Bonaventure	46
39	St. Francis (NY)	45
45	St. Lawrence	44
50	Ithaca	31
57	St. Michael's	46
36	Villanova	62

1946-47 (12-11)

SIENA		OPP.
56	Iona	57
77	Adelphi	50
68	Springfield	66
30	Vermont	42
47	Texas A&M	52
39	Boston College	46
40	Ithaca	34
73	Albany State	32
54	Hartwick	43
41	Niagara	45
60	Lawrence Tech	34
45	Iona	49
46	St. Francis (NY)	52
39	Seton Hall	52
47	Providence	42
47	RPI	38
39	St. Francis (NY)	53

1947-48 (22-6)

SIENA		OPP.
49	Adelphi	29
58	Mohawk	37
54	Arnold	41
69	Vermont	47
49	Valparaiso	45
31	Seton Hall	42
58	Boston College	50
53	St. Bonaventure	41
51	Boston College	32
64	Massachusetts	47
40	St. Francis (NY)	50
51	Mohawk	42
59	St. Michael's	36
50	Manhattan	53
50	Arnold	39
61	Connecticut State	40
45	Niagara	48
66	Providence	53
53	Iona	49
50	John Marshall	35
42	St. Francis (NY)	43
51	N. Adams Teachers	28
52	American	45
51	Iona	45
41	Loyola (Chicago)	42
62	Champlain	50
54	Canisius	44
51	RPI	27

1948-49 (22-7)

SIENA		OPP.
56	Sampson	37
48	Newark Rutgers	39
48	Lafayette	50
41	LeMoyne	39
51	Arkansas State	35
33	St. Francis (NY)	43
45	Niagara	39
52	Detroit	43
43	Texas A&M	36
54	Loyola (MD)	52
47	Mount St. Mary's	42
45	American	42
44	Champlain	25
54	St. Francis (NY)	50
43	Manhattan	47
49	Tex. Wesleyan (OT)	53
53	LeMoyne	31
57	Connecticut State	37
51	Iona	45
53	Brooklyn College	32
36	Seton Hall	56
44	Fordham	36
55	Arnold	39
48	Iona	39
57	John Marshall	54
44	Georgetown	39
39	St. Bonaventure	40
49	Scranton	33
46	St. Benedict's	*61

* National Catholic Invitational Tournament at Denver

1949-50 (27-5)

SIENA		OPP.
46	LeMoyne	31
74	Puerto Rico	36
72	Oswego State	37
48	Manhattan	33
79	Arnold	35

60	Champlain	23
69	Tampa	36
76	Oswego State	35
62	St. Francis (NY)	45
49	S. Illinois	46
43	St. Thomas	38
57	William & Mary	50
57	Regis	38
69	Mexico	32
49	Niagara	59
59	Seton Hall	48
42	Georgetown	47
47	St. Bonaventure	52
46	Manhattan	41
66	St. Francis (PA)	43
57	Texas Wesleyan	42
38	American	24
49	Fordham	58
60	LeMoyne	56
40	Iona	41
65	Hawaii	43
52	Scranton	40
42	St. Bonaventure	38
46	Williams	34
86	Providence	*49
75	Loras	*55
57	St. Francis (NY)	*50

* National Catholic Invitational Tournament

1950-51 (19-8)

SIENA		OPP.
70	LeMoyne	68
56	Saint Peter's	44
43	Buffalo	33
56	Texas A&M	42
56	Manhattan	51
54	Arnold	37
62	Lafayette	46
59	Lincoln	56
71	Temple	54
47	LeMoyne	53

51	Seton Hall	47
56	Dartmouth	39
58	Creighton	40
55	Loyola (MD)	33
54	Iona	55
59	Albright	55
63	John Carroll	39
45	St. Bonaventure	47
39	Fordham	58
38	Oklahoma City	34
40	Manhattan	64
57	Georgetown	48
61	St. Francis (NY)	63
54	St. Bonaventure	45
58	Niagara	44
57	Villanova	78
53	LeMoyne	*57

* National Catholic Invitational Tournament

1951-52 (24-6)

SIENA	OPP.	
62	LeMoyne	41
83	Arnold	63
43	Saint Peter's	51
55	Manhattan	45
48	Loyola (MD)	49
73	Fort Monmouth	55
55	Baldwin Wallace	53
60	Loyola (LA)	50
61	Colgate	54
51	Lafayette	33
70	Arizona State	56
56	Temple	48
55	Seton Hall	52
56	Canisius	45
61	Iona	52
51	LeMoyne	53
61	Manhattan	58
54	Fordham	48
55	Oklahoma City	50
69	Williams	45
44	St. Bonaventure	69
55	Niagara	47
52	St. Francis (NY)	43
49	Villanova	57
66	St. Illinois	60
61	St. Bonaventure	59
67	Canisius	55
51	St. Francis (PA)	*54
79	Scranton	*57
64	St. Francis (NY)	*50

* National Catholic Invitational Tournament

1952-53 (10-11)

SIENA	OPP.	
53	LeMoyne	49
58	Iona	59
79	Rhode Island	70
46	St. Bonaventure	65
55	St. Francis (NY)	57
67	Loyola (California)	54
61	Dartmouth	54
71	Xavier	62
64	Canisius	73
72	Memphis State	59
49	Manhattan	61
72	Georgetown	57
65	Lawrence Tech	63
66	St. Francis (NY)	69
49	St. Bonaventure	50
49	Seton Hall	62
61	Fordham	57
48	Villanova	67
81	Niagara	(OT) *88
65	LeMoyne	68
62	Canisius	56

* Six-overtime game at the Armory

1953-54 (7-14)

SIENA	OPP.	
62	Murray State	49
63	LeMoyne	55
67	St. Francis (NY)	60
70	Bainbridge	81
58	Canisius	81
62	St. Bonaventure	56
47	St. Francis (NY)	51
66	Manhattan	72
68	Villanova	58
54	Xavier	66
44	Dartmouth	60
58	Eastern Kentucky	74
60	Houston	81
68	Murray State	91
78	Louisville	71
56	Iona	54
40	LeMoyne	60
64	St. Bonaventure	87
48	Lawrence Tech	58
68	Canisius	81
50	Niagara	74

1954-55 (3-13)

SIENA	OPP.	
81	Buffalo	69
63	Gonzaga	64
60	LeMoyne	64
51	Iona	46
50	Manhattan	52
63	Cincinnati	83
58	Wayne	66
61	St. Bonaventure	63
61	St. Francis (NY)	55
61	Niagara	77
67	Canisius	97
48	St. Francis (NY)	63
44	Canisius	79
60	St. Bonaventure	64
57	Saint Peter's	74
62	LeMoyne	78

1955-56 (7-13)

SIENA	OPP.	
71	LeMoyne	78
68	St. Anselm's	72
77	West Point	67
63	Georgetown	50
67	Loyola (MD)	75
64	Baldwin Wallace	77
61	St. Francis (NY)	83
61	St. Bonaventure	62
74	Murray State	83
71	Tennessee Tech	88
66	Iona	77
78	Manhattan	73
56	St. John's	71
65	Adelphi	56
77	Lawrence Tech	68
70	Saint Peter's	56
64	Iona	56
70	St. Francis (NY)	71
44	Niagara	78
59	LeMoyne	82

1956-57 (5-15)

SIENA	OPP.	
41	LeMoyne	74
44	at St. Bonaventure	86
51	St. Bonaventure	77
54	Hartwick	64
50	Iona	49
46	Niagara	81
53	at RPI	70
67	at Hartwick	86
59	at LeMoyne	68
50	at St. Francis (NY)	69
54	Manhattan	62

60	at Saint Peter's	81
73	St. Francis (NY)	71
68	West Point	62
71	Williams	74
80	Iona	103
75	Albany State	66
73	St. Anselm's	63
84	at NYAC	85
64	Providence	98

1957-58 (5-15)

SIENA	OPP.	
47	at St. Bonaventure	76
45	at Niagara	78
59	RPI	49
78	LeMoyne	72
57	Hamilton (CD)	51
43	RPI (CD)	37
50	Union (CD)	61
66	at St. Francis (NY)	82
46	Albany State	64
45	at Colgate	63
43	Iona	52
57	Manhattan	70
48	St. Francis (NY)	65
66	at West Point	76
71	at Williams	50
45	Saint Peter's	54
49	at Iona	71
52	Providence	56
50	at LeMoyne	58
60	at NYAC	65

(CD) Capital District Tournament

1958-59 (3-16)

SIENA	OPP.	
57	West Point	77
54	Canisius	56
48	RPI	46
47	Villanova	73
48	Iona	50
65	LeMoyne	66
49	Niagara	62
72	St. Francis (NY)	65
44	Manhattan	52
69	Albany State	55
50	St. Francis (NY)	67
69	St. Bonaventure	89
42	Iona	68
51	Saint Peter's	75
48	St. Bonaventure	75
59	LeMoyne	60
44	Providence	79
84	Fairfield	92
62	Williams	70

1959-60 (3-18)

SIENA	OPP.	
33	Colgate	65
43	RPI	33
42	St. Bonaventure	69
55	Canisius	75
48	Fairfield	60
52	Manhattan	69
72	Albany State	47
56	St. Francis (NY)	60
38	Villanova	63
35	Providence	47
46	LeMoyne	60
61	Iona	66
53	Saint Peter's	72
41	Iona	56
60	St. Francis (NY)	80
59	Williams	63
50	Niagara	74
60	Buffalo	77
48	LeMoyne	61
42	Suffolk	54
59	Vermont	33

1960-61 (11-13)

SIENA	OPP.	
74	Vermont	47
46	RPI	44
45	LeMoyne	49
54	Canisius	63
73	Potsdam	64
64	Buffalo	57
52	St. Francis (NY)	47
59	Utica	57
45	Albany State	54
57	Manhattan	59
52	Iona	85
71	Potsdam	54
66	St. Francis (NY)	55
38	Colgate	46
54	King's	51
54	Saint Peter's	69
39	Williams	40
44	Niagara	68
45	St. Bonaventure	99
45	LeMoyne	48
64	Iona	(OT) 59
55	Long Island	58
50	St. Francis (NY)	62
70	Wagner	68

1961-62 (14-8)

SIENA	OPP.	
69	Vermont	63
43	RPI	25
48	LeMoyne	26
48	Cortland State	46
57	Alfred	54
36	RPI	29
45	Albany State	(OT) 47
39	St. Francis (NY)	43
47	Albany State	49
45	Merrimack	55
41	Stonehill	54
56	Manhattan	69
70	Potsdam	57

58	Clarkson	37
71	St. Francis (NY)	52
70	Utica	55
72	Adelphi	66
64	LeMoyne	57
62	Hartford University	46
63	King's	51
77	Saint Peter's	54
59	Iona	73

1962-63 (13-10)

SIENA	OPP.	
41	LeMoyne	43
59	RPI	56
68	Vermont	48
31	Stonehill	39
68	Utica	65
63	Cortland	69
65	Clarkson	68
57	Potsdam	40
55	St. Lawrence	49
61	Albany State	37
60	RPI	52
52	St. Francis (NY)	72
52	Albany State	44
58	Iona	60
71	Adelphi	62
56	St. Francis (NY)	51
62	Merrimack	50
37	Williams	45
50	LeMoyne	49
48	Manhattan	80
53	Hartford	52
58	King's	67
66	Saint Peter's	75



THE RECORD BOOK All-Time Results

1963-64 (8-13)

SIENA	OPP.
57	Cortland 74
65	RPI 49
54	Stonehill 67
36	Hartford 51
64	Marist 52
43	Assumption 97
64	Potsdam 42
55	St. Lawrence (CD) 63
47	RPI (CD) 39
52	St. Francis (NY) 54
36	Albany State 32
32	Iona 52
55	Clarkson 50
46	LeMoyne 54
74	Utica 44
43	Kings 51
45	Williams 46
56	Manhattan 72
60	St. Francis (NY) 51
70	Saint Peter's 76
64	Adelphi 65

1964-65 (9-10)

SIENA	OPP.
77	RPI 63
49	Albany State 75
48	Utica 64
62	Stonehill 45
50	Albany State (CD) 48
65	RPI (CD) 47
69	St. Francis (NY) 72
59	King's 67
47	Cortland 46
48	Williams 52
65	LeMoyne 70
65	Iona 61
74	Clarkson 66
51	Potsdam 67
73	Assumption 82
79	Hartford 65

55	St. Francis (NY) 71
48	LeMoyne 58
80	Saint Peter's 72

1965-66 (6-16)

SIENA	OPP.
68	RPI 73
71	Albany State 73
92	Stonehill 109
81	Assumption 106
96	St. John Fisher (CD) 73
88	Albany State (CD) 91
98	Hunter 93
74	St. Francis (NY) 118
74	LeMoyne 85
67	Potsdam 73
80	Marist 83
95	Utica 80
79	St. Francis (NY) 86
61	Iona 88
85	Saint Peter's 103
81	King's 69
76	Cortland 62
73	Hartford 88
77	Williams 78
76	Clarkson 68
72	LeMoyne 88
61	St. John Fisher 65

1966-67 (12-11)

SIENA	OPP.
98	Hartwick 102
69	Saint Peter's 93
85	St. John Fisher 64
75	Stonehill 72
60	Williams 74
101	New Paltz (CD) 75
73	Albany State (CD) 67
85	Kings 84
105	Utica 90
81	St. Francis (NY) 114

78	Clarkson 96
63	LeMoyne 65
56	Iona 69
110	Cortland 99
77	Assumption 64
66	St. Francis (NY) 84
85	Hartford 76
68	Hunter 71
76	Marist 62
75	Albany State 76
81	St. Anselm's 98
61	LeMoyne 60
67	St. John Fisher 57

1967-68 (9-16)

SIENA	OPP.
71	Hartwick 79
88	Clarkson 76
94	Stonehill 100
72	Assumption 91
89	LeMoyne 101
85	Merrimack 84
78	RPI (CD) 64
66	Hamilton (CD) 77
62	Albany State (CD) 69
55	Iona 57
77	St. Anselm's 92
56	Williams 73
72	Saint Peter's 98
68	St. Francis (NY) 69
87	Sacred Heart 95
82	Hartford 79
103	Utica 73
70	Marist 69
72	Albany State 79
69	Kings 78
95	St. Francis (NY) 86
75	Cortland 84
102	Potsdam 72
70	LeMoyne 82
98	St. John Fisher 87

1968-69 (10-13)

SIENA	OPP.
85	Clarkson 80
62	Potsdam State 55
92	Merrimack 76
62	FDU (Madison) 93
79	Stonehill 93
73	LeMoyne 92
110	Hamilton (CD) 93
58	Albany State (CD) 59
90	St. John Fisher 74
87	Hartwick 76
92	Cortland 96
60	Kings 64
106	Hartford 85
81	St. Francis (NY) 86
72	Assumption 94
67	Utica 59
79	Marist 82
73	Albany State 64
73	Williams 62
66	Iona 81
74	LeMoyne 85
67	Saint Peter's 113
79	Sacred Heart 82

1969-70 (7-16)

SIENA	OPP.
94	Clarkson 83
81	Potsdam State 71
55	FDU (Madison) 70
57	Assumption 92
52	Iona 82
57	RPI (CD) 87
94	Union (CD) 70
81	Hartwick 100
111	Utica 93
74	LeMoyne 87
72	St. Anselm's 92
2	Merrimack *0
83	St. Francis (NY) 74
77	Cortland State 72

64	Stonehill 87
72	St. Francis (NY) 79
63	Albany State 72
64	Marist 95
74	Hartford 93
87	Sacred Heart 92
65	Kings 79
86	Saint Peter's 133
77	LeMoyne 84

1970-71 (8-17)

SIENA	OPP.
100	Clarkson 74
81	Potsdam State 98
86	Cortland State 94
74	FDU (Madison) 80
71	Merrimack 73
69	Scranton 89
64	Iona 70
73	Union (CD) 83
72	RPI (CD) 71
65	St. Francis (NY) 69
71	Hartwick 98
83	Stonehill 87
57	LeMoyne 82
57	Utica 56
94	Hartford 93
97	St. Francis (NY) 81
82	Assumption 97
80	St. Michael's 109
70	Albany State 85
65	Sacred Heart 77
77	Marist 72
94	St. Anselm's 81
66	Kings 87
85	Saint Peter's 108
77	LeMoyne 72

(CD) Capital District Tournament



1971-72 (12-14)

SIENA	OPP.
109 Clarkson	71
92 FDU (Madison)	82
91 Cortland State	82
106 Scranton	81
61 Iona	53
65 Union (CD)	66
92 RPI (CD)	82
88 Moravina	*75
66 East Stroudsburg	*96
77 Buffalo State	*81
79 Stonehill	78
97 Utica	97
94 Merrimack	78
120 St. Michael's	74
67 LeMoyno	72
70 St. Francis (NY)	96
64 Vermont	89
56 Maine	69
56 Albany State	72
82 Sacred Heart	102
90 Hartwick	88
71 Marist	69
69 Kings	82
72 Saint Peter's	85
70 LeMoyno	74
80 Potsdam	86

*Pocono Classic
(CD) Capital District Tournament

1972-73 (15-8)

SIENA	OPP.
76 Seton Hall	72
91 Merrimack	76
82 Clarkson	67
96 Cortland State	69
93 Scranton	77
77 Iona	66
71 Albany State (CD)	81
53 RPI (CD)	56
106 St. Michael's	118
98 St. Francis (NY)	74
90 Maine	83
78 Hartwick	76
97 Utica	80
76 Sacred Heart	73
72 LeMoyno	84
73 Potsdam State	77
91 Assumption	97
78 Albany State	75
103 Vermont	77
88 Marist	57
56 FDU (Madison)	61
65 Kings, PA	83
65 LeMoyno	61

(CD) Capital District Tournament

1973-74 (18-9)

SIENA	OPP.
98 Iona	106
91 Assumption	92
85 Utica	75
88 Scranton	69
86 Albany State (CD)	76
82 Union (CD)	68
77 Hartwick	75
90 Potsdam State	80
114 Clarkson	63
81 Merrimack	90
101 LeMoyno	79
99 Gannon	84
56 Georgetown	70
110 Sacred Heart	101
73 Seton Hall	77
77 Vermont	64
83 Albany State	84
85 St. Francis (NY)	79
76 Cortland State	71
73 Marist	48
82 FDU (Madison)	54

124 St. Michael's	110
79 Kings (PA)	82
81 LeMoyno	87
87 Jersey City State	**64
72 Hartwick	#81
82 Potsdam State	#74

(CD) Capital District Tournament
**NCAA Playoff
NCAA Division II Regional

1974-75 (16-9)

SIENA	OPP.
88 Iona	75
62 Cortland State	49
97 St. Michael's	96
97 Utica	60
77 Scranton	78
64 Massachusetts	78
104 Albany State (CD)	80
71 Union (CD)	70
78 Bridgeport	67
109 Merrimack	85
77 Hartwick	83
72 Manhattan	79
50 Potsdam State	40

1975-76 (11-11)

SIENA	OPP.
79 Scranton	64
75 Iona	68
76 Long Island	79
94 Buffalo State	103
87 Saint Peter's	88
95 Utica	72
69 Union (CD)	64
94 RPI (CD)	78
76 Bridgeport	84
84 Merrimack	95
77 Hartwick	63
89 Manhattan	105
79 LeMoyno	68
97 Potsdam State	69
76 St. Francis (NY)	81
94 Canisius	102
66 Albany State	58
88 Marist	71
99 Kings (PA)	81
71 FDU (Madison)	77
85 St. Michael's	86
77 LeMoyno	81

(CD) Capital District Tournament

87 Buffalo	76
76 Manhattan	92
82 Saint Peter's	113
76 Fairfield	84
65 Utica	61
78 Wagner	61
49 Albany State	62
74 Canisius	66
74 St. Francis (NY)	77
88 Marist	69
78 Long Island	74
76 St. Bonaventure	98
88 Hofstra	96
52 FDU (Rutherford)	58

(CD) Capital District Tournament
Siena Invitational

1977-78 (13-10)


SIENA	OPP.
79 North Adams State	60
83 Iona	90
75 James Madison	*89
79 American	*80
75 American Int'l.	64
78 Long Island	(OT) 68

126 Drexel (3 OT)	115
82 Canisius	91
74 Saint Peter's	68

*James Madison Tournament
Siena Invitational Tournament

1978-79 (14-12)

SIENA	OPP.
89 New Hampshire	#74
75 Northeastern	#70
70 Buffalo State	51
79 American Int'l.	65
85 East Stroudsburg	88
85 Fairleigh-Dickinson	88
99 Cleveland State	91
75 Maine	89
68 Catholic	*65
88 St. Francis (NY)	*94
53 Fairleigh-Dickinson	66
88 Saint Peter's	75
75 Syracuse	123
81 Rider	77
82 Marist	69
86 Wagner	103
77 Northeastern	67



67 LeMoyno	73
115 Sacred Heart	108
99 St. Francis (PA)	113
72 Albany State	57
103 Marist	87
96 St. Francis, (PA)	77
74 Gannon	82
103 Canisius	88
96 Saint Peter's	99
67 Kings	70
93 Vermont	86
92 LeMoyno	74

(CD) Capital District Tournament

1976-77 (9-15)

SIENA	OPP.
88 Boston University	100
95 Iona	87
59 Drexel	68
63 Niagara	64
69 Cleveland State	82
49 Rider	70
88 RPI (CD)	52
91 Albany State (CD)	86
76 Northeastern	#78
83 American	#89

79 Buffalo State	78
92 Wagner	78
81 East Stroudsburg	66
69 Oklahoma City	#66
61 VMI	#72
83 Niagara	91
71 Northeastern	73
94 Utica	80
108 Boston University	81
73 Syracuse	100
100 St. Francis (NY)	90
63 St. Francis (PA)	71
86 Manhattan	93
85 Marist	67

92 St. Francis (NY)	90
102 St. Francis (PA)	87
66 Boston University	72
70 Manhattan	82
59 Long Island	60
64 Baltimore	55
68 Iona	70
83 Canisius	77
63 Niagara	76

Brown Tip-Off Tournament
**Siena Invitational Tournament

THE RECORD BOOK All-Time Results

1979-80 (14-14)

SIENA	OPP.
72	Clemson *90
81	St. Louis *92
92	Monmouth 84
87	East Stroudsburg 78
91	Wagner 94
86	Centenary 82
73	Baltimore 68
89	Delaware **66
62	UNC Wilmington **66
84	St. Francis (NY) 65
67	CCNY 65
47	Saint Peter's 51

80	Colgate **77
63	Eastern Michigan **61
71	Stetson 80
65	South Florida 75
77	Niagara 70
79	Cleveland State (OT) 76
79	Vermont 86
70	Iona 53
69	FDU 74
92	Northeastern (OT) 93
83	Long Island 95
85	Marist 74
60	Army 51
74	Manhattan 65

75	Fairleigh-Dickinson 79
72	St. Francis (PA) 71
72	Colgate 63
77	Long Island 83
71	Military Academy (OT) 77
83	Baltimore 61
76	Vermont 73
85	Fairleigh-Dickinson **81
84	Long Island **94

*Siena Invitational Tournament
**ECAC Metro Playoff

1982-83 (12-16, 6-8; 5th)

SIENA	OPP.
71	Merrimack 59
56	Northeastern 49
65	Army 49
65	Boston University 78
57	Manhattan 61
61	Delaware State **66
65	Utica **59
55	Wake Forest 70
53	Saint Peter's 69
69	Bloomfield State 62
91	FDU (OT) 94
80	Wagner 72
61	Baltimore 80
47	Long Island 50
63	Marist 68
64	Loyola (MD) 57
70	Wagner 68
85	FDU 91
65	St. Francis (PA) 63
54	Fordham 70
76	Vermont (OT) 78
72	St. Francis (NY) 64
76	St. Francis (NY) 93
82	Long Island (OT) 95
52	Colgate 50
66	Marist 64
72	Robert Morris 86
59	Marist *60

*Siena Invitational Tournament
**ECAC Metro Playoffs

1983-84 (15-13, 8-8; 5th T)

SIENA	OPP.
40	St. John's #73
63	Rhode Island #54
88	Allentown 59
51	FDU 52
76	Vermont 68
67	Wagner 84
51	Dartmouth *52
66	Ohio University *69
98	Dominican 45
69	Boston University 83
74	St. Francis (NY) 73
62	Marist 67
64	Fordham 85
74	Loyola 71
98	Tufts 61
53	Robert Morris 71
67	St. Francis (PA) 78
69	Wagner 43
64	FDU 81
75	Suffolk 42
62	Long Island 76
91	St. Francis (NY) 78
90	Long Island 86
65	Marist 62
62	Loyola 82
66	Robert Morris 59
67	St. Francis (PA) 65
62	FDU **68

#Lapchick Tournament
*Siena Invitational
**ECAC Metro Playoffs

1981-82 (15-13, 8-7; 3rd T)

SIENA	OPP.
72	Marist 68
79	Northeastern 88
70	George Washington 88
69	Maine 66
59	St. Francis (NY) 82
64	Marist 72
75	Florida Southern 90
49	South Florida 51
71	Wagner 62
57	Ill. Chicago Circle 52
62	UNC Wilmington *40
77	Long Island 87
80	Fairleigh-Dickinson 88
59	Robert Morris 43
79	Manhattan 66
53	St. Francis (NY) 49
59	Loyola (MD) 55
64	Towson State 62
72	Wagner 92

*Rochester Classic Tournament
**Siena Invitational Tournament
***ECAC Playoff

88	Niagara 68
80	Cleveland State 87
89	Boston University 98
82	Southampton 70
60	Northeastern 63
82	Long Island 64
65	Maine 72
64	Syracuse 99
87	Canisius 95
80	Manhattan 66
87	Marist 73
76	FDU 72
72	Iona 84
70	New Hampshire 72
80	Long Island ***78
70	Iona ***76

!IPTAY Tournament
**Siena Invitational Tournament
***ECAC Playoff

1980-81 (17-10)

SIENA	OPP.
68	Jersey City 60
94	Southampton 66
65	Maine 87
68	Canisius 57
59	St. Francis (NY) 57
66	Arkansas (Little Rock) 56
84	St. Bonaventure *89
80	Niagara *68



1984-85 (22-7, 12-4; 3rd)

SIENA	OPP.
110	East Stroudsburg 64
71	Utica 56
43	St. Joseph's (PA) 56
71	Lehigh 67
73	New Hampshire 66
68	Colgate 45
69	Fordham 83
94	Delaware *69
64	Howard *62
84	Army 67
71	Canisius 80
67	St. Francis (NY) 60
68	Northeastern 88
86	Tufts 51
83	Maine 65
75	Niagara 66
66	Boston University 59
73	New Hampshire 54
60	Vermont 59
64	Niagara 72
81	Hartford 66
74	Colgate 54
77	Maine 63
65	Canisius 57
79	Vermont 61
63	Northeastern 72
75	Boston University 71
65	Vermont **56
69	Northeastern **73

*Siena Invitational Tournament
**ECAC NAC Playoffs

1985-86 (21-8, 12-6, 4th)

SIENA	OPP.
71	Lehigh 57
51	Utica 50
69	St. Joseph's (PA) 53
80	Maine 69
61	Niagara 55
79	Keene State 56
83	Bucknell *65
70	Cornell *55
81	Centenary \$80
66	Florida Southern \$68
52	Canisius 74
84	Hartford 67
63	New Hampshire 61
57	Colgate 46
76	Boston University 67
81	Vermont 69
63	Hartford 69
64	St. Francis (NY) 56
81	Niagara 84
58	Canisius (OT) 60
61	Colgate (OT) 55
71	Northeastern 65
73	Northeastern 96
91	New Hampshire 72
80	Vermont 65
72	Maine 70
58	Boston University 87
82	Niagara **70
75	Northeastern **89

*Siena Invitational Tournament
\$WLKF Classic (Lakeland, FL)
**ECAC NAC Playoffs

1986-87 (17-12, 12-6, 3rd T)

SIENA	OPP.
56	Boston College 66
108	Keene State 92
83	Utica 64
57	Ohio State 101
57	Fairfield 58
64	Providence 75
88	Quinnipiac 67
80	Central Connecticut *60

58	Saint Peter's (OT) *69
71	Boston University 63
73	Canisius 59
88	Niagara 97
104	Vermont 89
96	Vermont 70
64	Northeastern 93
72	Canisius 81
94	Niagara 96
70	New Hampshire 58
89	Hartford 79
76	Colgate 71
71	Colgate 54
59	Maine 56
71	New Hampshire 59
85	Maine 55
83	Northeastern 90
50	Boston University 71
72	Hartford 56
67	Canisius **65
79	Northeastern **89

*Siena Invitational Tournament
**ECAC NAC Playoff

1987-88 (23-6, 16-2; 1st) NAC Regular-Season Champions

SIENA	OPP.
69	FDU @77
72	Wake Forest @67
75	LeMoyne 70
91	Fairfield 77
87	Marist @66
113	Vermont \$74
73	Bowling Green \$52
92	Syracuse @144
93	Maine *76
90	Northeastern @*75
66	Vermont @*65
94	Colgate *50
86	Northeastern *72
94	Maine @*74
68	Boston University @*90
83	Hartford *64
89	Boston University *84
93	Brooklyn 68
91	Niagara @*68
90	Niagara *76
95	New Hampshire *66
63	Hartford @*80
84	Central Connecticut *79
85	Canisius @*70
98	New Hampshire @*81
65	Canisius *52
81	Colgate @*74
63	New Hampshire #70
65	Boston College @173

*ECAC NAC game
\$Siena Invitational Tournament
#NAC Playoff
! NIT

1988-89 (25-5, 16-1; 1st) NAC Champions, 2nd Round NCAA Tournament

SIENA	OPP.
85	Bowling Green @87
80	Pittsburgh @79
67	Florida @71
91	LeMoyne @52
110	Marist 91
112	FDU-(Teaneck) 69
80	Manhattan @65
66	Evansville @79
91	Boston University *78
72	Canisius @56
101	Niagara *76
69	Vermont @*58
117	Vermont *76
92	Northeastern @*67

83	Canisius	*78
72	Niagara	@*60
90	New Hampshire	*72
82	Hartford	*72
109	Colgate	*54
F13	Brooklyn	
	- canceled measles	
76	Maine	@*49
92	Maine	*82
F25	Northeastern	
	- canceled measles	
92	New Hampshire	@*79
81	Boston U.	(OT) @*84
82	Hartford	@*70
100	Colgate	@*58
61	Colgate	#51
81	Hartford	#57
68	Boston University	#67
80	Stanford	! 78
67	Minnesota	! 80
	*NAC game	
	#NAC Tournament	
	!NCAA Tournament	

1989-90 (16-13, 11-5; 2nd)

SIENA	OPP.
62	Brigham Young 83
89	Pittsburgh 101
89	Central Michigan (OT) 83
91	Bowling Green 136
73	Niagara *60
87	Canisius *76
83	Evansville 88
79	American #71
74	Radford *72
80	Hartford 87
90	LaSalle *106
66	Loyola (MD) *60
65	Fordham *82
79	Iona *59
63	Fairfield *57
62	Saint Peter's *61
61	Hartford 63
101	Manhattan *71
76	Creighton 80
81	Army *79
76	Holy Cross *103
70	Canisius *73
74	Niagara 65
101	Holy Cross *91
80	Fordham *77
69	Army *71
90	LeMoyne *76
71	Canisius **53
90	LaSalle **106
	*MAAC game
	#Holiday Inn/Naismith Classic
	**MAAC Playoffs

**1990-91 (25-10, 12-4; 1st)
MAAC Regular-Season
Co-Champions**

SIENA	OPP.
77	Virginia \$80
93	Nevada \$75
119	Cal-Irvine \$108
80	Pittsburgh 82
89	Marist @66
73	Hartford @63
71	Western Michigan @87
78	Brooklyn @59
85	Bowling Green 78
89	Evansville 69
96	Niagara 80
81	Saint Peter's 60
76	Loyola 42
75	Iona 90
54	Hartford 51
58	Saint Peter's @79
64	LaSalle @67

90	Manhattan	55
77	Fairfield	@55
57	Loyola	@63
90	Canisius	57
78	Creighton	85
65	Central Michigan	52
87	Iona	@80
87	Niagara	@68
88	LeMoyne	@75
87	Canisius	@67
93	LaSalle	76
76	Manhattan	@69
97	Fairfield	63
76	Canisius	*62
90	Iona	*95
90	Fairleigh Dickinson	#85
63	South Carolina	#58
80	Massachusetts	#82
	*Great Alaska Shootout	
	*MAAC Tournament	
	#NIT	

1991-92 (19-10, 11-5; 3rd)

SIENA	OPP.
59	Massachusetts @94
69	Fordham 90
80	Marist 63
81	LeMoyne 62
68	LaSalle @*65
59	Western Michigan 63
76	Hartford 58
71	Creighton @60
72	Stanford @\$94
93	Austin Peay \$89
82	Loyola *66
95	Canisius *90
70	Northeastern @64
68	Loyola @*76
80	UNC Greensboro @61
65	Fairfield @*63
66	Manhattan *81
62	Iona @*65
69	Saint Peter's @*67
77	Fairfield *53
77	LaSalle *64
79	Saint Peter's *52
66	Niagara @*73
92	Canisius @*76
71	Iona *64
68	Manhattan @*80
63	Niagara *61
83	Niagara **57
71	LaSalle **84
	*MAAC game
	**MAAC Tournament
	\$Oldsmobile Spartan Classic

1992-93 (16-13, 8-6; 4th)

SIENA	OPP.
80	Florida State %@89
62	Marist @60
95	Holy Cross (OT) @96
58	Massachusetts 70
74	Hartford (OT) @70
69	Creighton 56
83	LeMoyne 56
72	Kent @68
60	Northeastern 69
70	Fordham @68
102	UNC-Greensboro 70
67	Richmond @69
42	VCU @57
56	Fairfield *@59
74	Loyola *57
62	Manhattan *64
57	Saint Peter's *52
70	Canisius *42
64	Saint Peter's *51
71	Loyola *57
83	Iona *88
77	Niagara (2 OT) *85

84	Manhattan	*76
59	Fairfield	*64
90	Iona	*@96
74	Canisius	*@67
83	Niagara	*@78
70	Fairfield	#61
70	Manhattan	#71
	%Preseason NIT	
	*MAAC game	
	#MAAC Tournament	

1993-94 (25-8, 10-4; 3rd)

SIENA	OPP.
80	Boise State @#82
78	Stephen F. Austin #63
63	Marist @60
91	Holy Cross \$73
78	Marist 66
81	Wagner (OT) @79
70	VCU \$93
83	Hartford @79
78	Kent 53
86	Northeastern @71
91	Canisius *72
88	Richmond \$57
67	Manhattan @*79
77	Loyola @*72
88	Niagara *74
73	Texas A&M @62
77	Fairfield *58
73	Manhattan \$*98
94	Iona @*90
81	Fairfield @*64
88	Loyola *78
79	Saint Peter's *56
108	Iona *67
78	Niagara @*82
90	Canisius @*99
71	Saint Peter's @*44
84	Fairfield %73
65	Manhattan %68
76	Georgia Tech 68
89	Tulane 79
75	Bradley ?62
58	Villanova 166
92	Kansas State 179
	#Boise State Real Dairy Classic
	\$Knickerbocker Arena
	*MAAC
	%MAAC Tournament
	NIT, Knickerbocker Arena
	?NIT, Glens Falls Civic Center
	!NIT, Madison Square Garden

1994-95 (8-19, 5-9; 6th)

SIENA	OPP.
81	Wagner 73
70	Northwestern #79
75	Wisc.-Milwaukee #58
64	Northeastern 84
59	Marist @81
60	Hartford 83
79	Holy Cross @84
79	Kent @86
57	Jacksonville @61
86	Bethune-Cookman @85
52	William & Mary @72
58	Fairfield *59
68	Saint Peter's *72
100	Iona *81
61	Manhattan \$*66
70	Texas A&M \$76
53	Canisius @*60
77	Loyola @*82
66	Fairfield @*74
62	Canisius \$*59
115	Iona @*103

67	Saint Peter's	@*69
97	Niagara	\$*84
54	Manhattan	!67
88	Loyola	*81
65	Niagara	@*67
45	Saint Peter's	%53
	#Marquette First Bank Classic	
	\$Knickerbocker Arena	
	*MAAC	
	!Madison Square Garden	
	%MAAC Tournament	

1995-96 (5-22, 1-13; 8th)

SIENA	OPP.
70	Cal-Irvine #87
51	Niagara #68
74	Bethune-Cookman 69
58	Rhode Island 49
47	Marist 98
69	Kent 59
76	Hartford 70
76	Jacksonville 89
66	Wagner 80
53	Rider 73
83	Holy Cross 78
77	Loyola *62
50	Niagara *52
47	Fairfield *60
40	Manhattan *61
51	Saint Peter's *68
59	Iona *70
84	Colgate 101
55	Canisius *60
74	Saint Peter's *88
64	Manhattan *66
49	Canisius *66
77	Niagara *79
62	Iona *66
57	Fairfield *66
53	Loyola *67
59	Iona %71
	#Lapchick Tournament
	*MAAC
	%MAAC Tournament

1996-97 (9-18, 4-10; 7th)

SIENA	OPP.
57	Rhode Island (#25) \$91
86	Rider @ 81
72	Stephen F. Austin #61
54	Iowa State (#9) @#64
74	Hartford 75
95	Marist \$62
80	Wagner 62
58	Saint Peter's @*60
81	Colgate \$93
95	Holy Cross @78
58	Iona *91
76	Loyola @*85
65	Youngstown State @70
66	Fairfield \$*58
46	Yale @64
64	Fairfield @*74
52	Saint Peter's \$*61
63	Niagara @*81
49	Canisius @*61
64	Davidson @73
64	Manhattan \$*65
75	Niagara \$*62
61	Canisius *57
55	Loyola *75
56	Manhattan @*39
58	Iona @*64
44	Canisius %84

#Iowa State Cyclone Challenge
\$ Pepsi Arena
*MAAC
%MAAC Tournament

1997-98 (17-12, 10-8; 3rd)

SIENA	OPP.
73	Delaware \$77
86	Howard \$93
86	Northwestern @84
82	Yale 70
76	Niagara* @65
72	Canisius* 73
105	Holy Cross 69
57	St. Bonaventure @82
92	Colgate 88
103	Davidson 89
88	Niagara* 68
92	Loyola* @79
78	Rider* 69
59	Fairfield* 60
68	Saint Peter's* @69
79	Manhattan* @83
75	Marist* 73
85	Saint Peter's* 83
82	Iona* @83
92	Canisius* @94
78	Marist* @68
104	Iona* 92
103	Loyola* 102
84	Fairfield* @92
89	Manhattan* @72
90	Rider* @102
87	Canisius (OT) %83
77	Manhattan %71
75	Iona %90
	#Red Auerbach Colonial Classic
	*MAAC
	%MAAC Tournament

1998-99 (25-6, 13-5, Tie 1st)

**MAAC Regular-Season
Co-Champions
MAAC Tournament
Champions
NCAA Tournament**

SIENA	OPP.
83	Bethune-Cookman 77
86	at Hartford 69
86	St. Bonaventure 67
96	Loyola (Md.) 88
87	at Marist 93
94	at Colgate 80
87	Fairleigh Dickinson 79
106	George Washington 99
71	Eastern Michigan #70
85	Pepperdine #76
84	at Niagara 95
107	Quinnipiac 90
79	Canisius 78
96	at Fairfield 82
84	Saint Peter's 72
86	Rider (OT) 84
86	at Loyola (Md.) 78
88	Iona 74
84	Marist 78
95	Fairfield 80
90	at Canisius (OT) 100
74	at Manhattan 58
82	Niagara 86
92	Manhattan 75
81	at Rider 74
98	at Saint Peter's 87
80	at Iona 97
101	Rider %73
56	Marist %55
82	Saint Peter's %67
80	Arkansas !94

#Sparkletts Invitational Tournament
%MAAC Tournament
!NCAA Tournament

THE RECORD BOOK All-Time Results

1999-00 (24-9, 15-3, 1st) MAAC Regular-Season Champions 2nd Round, National Invitation Tournament

SIENA	OPP.
89	Davidson #79
96	at Notre Dame #107
82	Hartford 75
82	Bethune-Cookman 71
91	at Rider 79
99	Saint Peter's 91
82	Colgate 71
94	at Geo. Washington 91
91	Fordham *99
74	Rutgers *86
54	at La.-Lafayette 71
87	Manhattan 84
88	at Fairfield ^83
93	Rhode Island 72
89	Canisius 77
99	Niagara 78
63	at Loyola 71
92	Iona 96
98	Rider 88
84	at Canisius 75
90	at Niagara 69
89	at Manhattan 80
100	Loyola 67
91	Marist 81
94	at Iona 89
95	at Saint Peter's 72
88	Fairfield 84
67	at Marist 70
82	Canisius %71
90	Niagara %88
80	Iona %84
66	UMass 165
103	at Penn State !105
#Preseason NIT	
*ECAC Holiday Festival, Madison Square Garden	
^ MAAC Tripleheader, Madison Square Garden	
%MAAC Tournament, Pepsi Arena, Albany, N.Y.	
!Postseason NIT	

2000-01 (20-11, 11-5, Tie 1st) MAAC Regular-Season Co-Champions

SIENA	OPP.
67	Radford 59
91	vs. Texas Christian ^ 111
79	vs. Hawaii-Pacific ^ 73
91	vs. Duquesne ^ 89
84	Cleveland State 79
87	at Hartford 82
89	Saint Peter's* 68
58	at Marist* 62
85	at St. Bonaventure 99
107	Fordham 91
77	at Rhode Island 81
67	at Dayton 87
82	Loyola* 59
83	at Niagara* 104
77	at Canisius* 95
76	Rice 52
100	Iona* 71
80	at Saint Peter's* 77
89	Canisius* 82
72	Manhattan* 82
71	Fairfield* 53
94	at Rider* 54
51	at Manhattan* 56
65	at Loyola* 56
69	Rider* 62
65	at Fairfield* 46
81	at Iona* 79

63	Marist*	54
65	Niagara*	69
79	Manhattan%	76
64	Canisius%	76
^ Hawaii-Pacific Thanksgiving Classic		
*MAAC		
%MAAC Tournament		

2001-02 (17-19, 9-9, Tie 6TH) MAAC Tournament Champions NCAA Tournament, 1st Round

SIENA	OPP.
54	at Providence\$ 79
62	vs. Austin Peay\$ 44
64	vs. Oklahoma State 82
91	vs. Northwestern State 99
69	at Fordham 78
60	Albany 48
66	at Cleveland State 83
61	Toledo 64
69	at Marist* 77
77	Niagara* 65
68	Hartford 52
74	St. Bonaventure 78
60	at Rice 71
59	at Xavier 68
79	at Iona* 70
64	Rider* 63
82	at Loyola* 76
73	Saint Peter's* 59
64	Manhattan* 69
68	at Canisius* 76
79	Iona* 71
73	at Niagara* 74
63	Canisius* 43
70	at Manhattan* 75
68	Loyola* 58
72	at Fairfield* 79
73	at Saint Peter's* 55
57	Fairfield* 60
56	at Rider* 62
57	Marist* 60
77	vs. Saint Peter's^ 66
82	vs. Marist^ 76
83	vs. Fairfield^ 63
92	vs. Niagara^ 77
81	vs. Alcorn State# 77
70	vs. Maryland# 85
\$ Las Vegas Tourney	
* MAAC Game	
^ MAAC Tournament Game, Pepsi Arena, Albany, N.Y.	
# NCAA Tournament Game	

2002-03 (21-11, 12-6, Tie 3rd) NIT, 2nd Round

SIENA	OPP.
79	UAlbany 75
78	at Fordham 69
69	Northern Iowa 58
55	at Toledo 59
71	Canisius* 63
81	at Saint Peter's* 63
78	Delaware 87
88	#20 Xavier 96
79	vs. Loyola Marymount# 71
71	at Montana State# 58
89	Providence 81
66	at Manhattan* 82
65	Iona* 55
78	at Niagara* 73
77	at Canisius* 84
71	Fairfield* 80
81	Loyola* 65
81	at Marist* 68
74	at Fairfield* 71



74	Marist*	79
77	Rider*	87
64	at Iona*	65
75	at Loyola*	58
84	Niagara*	71
72	at Rider*	61
72	Manhattan*	68
100	Saint Peter's*	69
70	vs. Marist%	68
63	vs. Fairfield%	67
74	Villanova^	59
68	Western Michigan^	62
71	Alabama-Birmingham^	80
* MAAC Game		
# Holiday Stores Big R Classic, Bozeman, Mont.		
% MAAC Tournament, Sovereign Bank Arena, Trenton, N.J.		
^ National Invitation Tournament		

2003-04 (14-16, 9-9, 6th)

SIENA	OPP.
71	UAlbany 50
77	Fordham 59
78	at Duquesne 68
76	Monmouth 89
65	at Marist* 67
81	Niagara* 86
71	Toledo 95
61	at Syracuse 74
59	at Delaware 85
66	at Providence 73

71	Toledo 95
61	at Syracuse 74
59	at Delaware 85
66	at Providence 73
70	at Northern Iowa 82
50	Manhattan* 72
67	Saint Peter's* 82
81	at Loyola* 59
71	at Rider* 64
74	Iona* 71
58	at Niagara* 62
63	at Canisius* 59
71	Rider* 78
80	at Fairfield* 91
59	at Saint Peter's* 68
61	at Iona* 60
77	Loyola* 67
62	at Manhattan* 79
71	Marist* 65
78	Canisius* 72
60	Fairfield* 58
73	vs. Marist^ 64
66	vs. Fairfield^ 63
74	vs. Niagara^ 79

* MAAC Game
^ MAAC Tournament Game, Pepsi Arena, Albany, N.Y.

2004-05 (6-24, 4-14, 10th)

SIENA	OPP.
67	vs. Oregon State\$ 69
72	vs. Pepperdine\$ 87
73	vs. New Orleans\$ 81
65	UAlbany 86
56	#4/5 Syracuse 78
58	@ Winthrop 67
70	@ Manhattan* 85
59	Iona* 56
79	@ Youngstown State 78
59	@ Fordham 69
52	Vermont 77
60	@ Monmouth 59
66	@ Marist* 77
66	Fairfield* 77
62	Penn 89
80	Canisius* 84 OT
58	@ Fairfield* 80
59	@ Saint Peter's* 62
59	Niagara* 74
47	@ Rider* 67
68	Manhattan* 66
57	@ Canisius* 65
66	@ Niagara* 81
65	Loyola* 68
76	Saint Peter's* 80
51	Marist* 61
78	Rider* 69
67	@ Loyola* 55
72	@ Iona* 75
51	vs. Iona^ 68

* MAAC Game
^ MAAC Tournament Game, HSBC Arena, Buffalo, N.Y.
\$BCA Classic, Raleigh, N.C.



THE RECORD BOOK All-Time Letterwinners

A

Vince Albresch 1946-47
 Bill Ahern 1969-70
 Jim Ahern 1960-63
 Tom Amello 1964-67
 Austin Andrews 2000-04
 Pete Angstadt 1947-48
 Dwayne Archbold 1998-02
 Charles Arndt 1954-55
 Matt Arrigale 1993-96
 Vernon Asquith 1978-82
 David Attewell 1992-96
 Rich Avella 1962-65

B

Tom Babcock 1977-81
 Bryan Balsler 1992-96
 Eric Banks 1982-86
 Steve Batory 1938-39
 Bob Barrett 1938-41
 Dick Bednarkiewicz 1940-42
Mike Beers 2003-
 Rich Bendall 1959-60
 Doremus Bennerman 1990-94
 Ralph Bielefeldt 1972-76
 Brian Bidlingmyer 1991-95
 Dom Binetti 1946-47
 Glenn Bissell 1949-52
 Bill Boesch 1984-86
 Bill Boland 1946-50
 Dan Bosko 1980-84
 John Botticelli 1964-65
 Matt Brady 1983-87
 Jerry Brehm 1957-59
 Rod Brooks 1971-74
 Chuck Brower 1981-83
 Marc Brown 1987-91
 Mike Brown 1988-91, 92-93
 Kevin Brown 1983-86
 Jim Brucia 1959-60
 George Bruda 1946-50
 Michael Buhrman 1999-03
 Joe Butler 1957-59
 Bob Byrne 1962-64
 Joe Byrne 1955-56
 Noel Byrne 1967-69

C

Dinny Cahill 1972-75
 Ed Cahill 1940-41
 John Cahill 1971-72
 Pat Cain 1967-69
 Marty Canavan 1961-64
 Jim Cantamessa 1996-00
 Dave Carlisle 1981-85
 John Casey 1964-65
 Mike Catino 1976-80
 Andy Cavo 1999-02
 Phil Cavo 2001-
 Guy Childs 1941-42, 46-47
 Lou Cioffi 1946-47
 Russell Clark 1974-77
 Vince Clarke 1972-75
 James Clinton 1998-02
 Dave Colbert 1956-58
 Tom Connell 1942-43
 Don Connelly 1942-43, 46-47
 Frank Connelly 1955-58
 Rob Connors 1997-
 Tom Coyle 1942-43
 Ed Crummey 1938-41
 Frank Cryan 1964-65
 Jeff Cooper 1977-78
 Gene Culnan 1961-64
 Greg Cummings 1976-77
 Mike Cunningham 1961-64
 Dennis Curran 1971-74
 Neal Currie 1984-88
 Jack Curry 1951-54

D

Fred Daniels 1977-81
 Bob Delaney 1962-64
 Tony Delgado 1970-71
 Dave Deters 1996-00
 Mike Diduck 1940-41
 John Donegan 1968-71
 Mike Doolan 1948-50
 Bill Dooley 1959-60
 Jeff Dowdye 1976-79
 Steve Downey 1987-91
 Stuart Downing 1991-95
 Mark Dufort 1979-83
 Dan Dwyer 1948-49
 Frank Dyer 1973, 75-77

E

Corey Easley 1982-83

F

Marcus Faison 1996-00
 Tony Fabozzi 1946-50
 Brian Farrell 1965-67
 Lou Fedullo 1980-84
 Ralph Fedullo 1948-51
 Tony Ferrara 1946-47
 Brandon Fields 1996-99
 Jerry Finn 1940-41
 Al Fisher 2004-05
Tay Fisher 2004-
 Eric Fleury 1985-89
 Bob Flynn 1964-67
 Dave Foster 1988-92
 George Fox 1951-52
 Melvin Freeny 1996-99
 Rich Furr 1977-79

G

Harel Gadot 1993-96
 Jim Gallagher 1942-43, 46-47
 John Girard 1956-59
 Bobby Gordon 1987-88
 Bob Grady 1958-59
 Matt Gras 1991-95
 Andy Grazulis 1988-92
 Joel Green 2003-05
 Harold Groom 1965-68
 Joe Gunderman 1951-55
 Jack Gyves 1957-58

H

Michael Haddix 2002-
 Billy Harrell 1949-52
 John Hayden 1978-81
 Rob Hayden 1993-94
 Dean Hayes 1938-40
 Bud Harrington 1940-42
 Tom Harrington (Mgr.) 1962-65
 J.J. Harvey 2000-02
 Bill Healey 1949-52
 Joe Healy 1958-61
 Tom Healy 1959-60
 Monty Henderson 1985-89
 John Hennessy 1941-43
 Bob Hermann 1967-70
 Tim Hill 1952-56
 Tom Hipp 1984-88
 Bill Hogan 1950-53
 Jack Hogan 1948-51
 Jeff Holland 1984-88
 Gary Holle 1974-76
 Gary Holle Jr. 2001-05
 Dan Hollis 1964-67
 Tom Huertner 1987-91
 Dick Hunt 1971-73
 Howie Huntington 1958-61
 Chuck Hurley 1938-43

J

Dick Jacob 1946-49
 Jamal Jackson 2002-04
 Tim Jansen 1973-77
 Hassan Jarrett 1996-97
 Rich Jerard 1970-71
 Bill Johnson 1955-56
Antoine Jordan 2002-
 Tom Joyce 1969-70

K

Prosper Karangwa 1999-03
 Bill Kartner 1946-47
 Brian Keating 1977-79
 Harry Kemp 1941-43
 Syl Kemp 1946-47
 Jack Kennedy 1951-54
 Tim Kennedy 1960-63
 Jay Kirby 1952-53
 Bill Kirsch 1951-54
 Ned Kirsch 1980-81
 Tim Kirsch 1974-77
 Scott Knapp 1997-01
 Bill Knott 1949-52
 Rich Kodish 1970-71
 Frank Koenig 1952-56
 Ed Kolakowski 1948-51
 Tim Kove 1956-57
 Jim Kutny 1977-78

L

Jake LaBate 1948-51
 Pete Lalley 1959-60
 Bill Lamb 1968-69
 Mark Lancaster 1994-95
 Ed Lange 1946-50
 Paul Lavigne 1965-68
 Jay Leachman 1969-70
 John Legass 1957-60
 Bob Leger 1967-70
 Grant Lehman 1968-70
 Frank Lichtenberger 1963-66
 Bill Linden 1989-90
 Marv Litzky 1942-43
 Phil Lomax 1951-53
 Mike Long 1965-68
 Myron Lotosky 1948-51
 Guy Luciano 1946-47
 Jack Lynch 1967-69

M

Carmen Maciariello 1999-01
 Ken Mackie 1938-40
 Chris Madden 1974-77
 Bill Magin 1940-42
 Mickey Mahoney 1976-79
 Tim Mannix 1959-62
 Ed Marakovitz 1962-65
 Jim Marlinski 1965-67
 Pat Martone 1957-60
 Steve Massa 1981-82
 Vic Mastriani 1940-43, 46-47
 Lee Matthews 1989-93
 Bob McCarthy 1969-70
 Justin McCarthy 1954-56
 Steve McCoy 1985-89
 Joe McCrudden 1952-54
 Bill McDonald 1959-60
 Jack McGarry 1960-61
 Mike McGhee 1990-91, 92-95
 Kevin McGraw 1978-82
 Ned McGraw 1955-56
 Jason McKinney 1991-93
 Jim McMahon 1969-70
 Larry McMahon 1984-88
 Jim McManus 1941-42
 Tom McNamee 1955-56
 Jack Merry 1950-53
Kojo Mensah 2004-
 Jim Mextorf 1984-88

Wayne Meyer 1974-77
 Joe Middleton 1988-90, 91-93
 Davor Milardovic 1991-92
 Joe Miller 1957-60
 Justin Miller 2000-04
 Bob Milhizer 1962-65
 Tommy Mitchell 2001-05
 Frank Moynihan 1960-62
 Bob Mullarkey 1959-60
 Rod Mullin 1979-83
 Tim Mullins 1967-68
 Jack Mulvey 1962-65
 Andy Murphy 1969-72
 John Murray 1976-79
 Jeff Muszynski 1993-96

N

Bill Nash 1956-57
 Dan Nesson 1959-60
 Chuck Northrup 1946-50

O

John Obermayer 1955-58
 George O'Brien 1946-50
 Marty O'Brien 1938-39
 Tim O'Brien 1938-41
 Bob Oechslin 1956-58
 Micah Ogburn 1995-00
 Jim Olsen 1955-56
 Corey Osinski 1996-00
 Rod Owens 1978-80

P

Mark Palinski 1964-67
 Tom Paradise 1973-77
 Ted Pasinski 1970-74
 Mike Perry 1958-59
 Roy Peters 1948-49
 Mark Pfisterer 1970-71
 Dave Phelps 1957-58
 Jim Piggott 1941-43
 Doug Poetzsch 1981-85
 Tom Pottenburgh 1951-55
 Mark Price 2001-04
 Walt Pryzbylo 1942-43
 Jerry Pucci 1958-61
 Ivan Purdy 1963-64

Q

Jack Quinn 1970-71

R

Steve Raczynski 1972-76
 Dan Rafferty 1971-73
 Bill Rapavy 1949-52
 John Rehfluss 1938-41
 Rodger Rennick 1981-83
 Frank Renzi 1942-43, 46-47
 Keith Rhodes 1979-81
 Nelson Richardson 1974-78
 Jack Roach 1938-40
 James Roberts 1989-91
 Bill Robinson 1997-99
 Charles Robinson 1949-51
 Jeffery Robinson 1986-90
 Tom Roginski 1979-83
 Steve Rogowski 1965-67
 John Rossi 1958-59
 Mike Ruane 1972-74
 Don Russ 1946-49
 Chris Rutnick 1970-73
 John Rutnick 1953-55
 Bill Ryan 1941-43
David Ryan 2002-
 Frank Ryan 1962-65
 Jerry Ryan 1976-77
 Jim Ryder 1989-92

S

Bob Satowski 1963-65
 John Scalone 1949-51
 Brian Scalzo 1997-01
 Bruce Schroeder 1988-92
 Fred Schroeder 1942-43
 Julius Scudari 1956-57
 Jim Scully 1972-75
 Jim Secretarski 1994-98
 Mike Seymour 1967-70
 Tony Shavo 1955-56
 Fred Shear 1970-73
 T.J. Sheridan 1970-73
 Tom Sheridan 1966-69
 Andy Shorkey 1990-94
 Frank Singsheim 1956-58
 Tim Sise 1978-82
 Earl Skiff 1953-56
 Art Smith 1986-88
 Brian Smith 1981-83
 Gary Smith 1959-62
 George Smith 1953-55
 John Smith 1958-61
 Lee Smith 1966-69
 Rich Smith 1972-75
 Ron Smith 1960-62
 Mike Smyth 1967-68
 Brent Sniezyk 2001-05
 Greg Spencer 1960-63
 Larry Spinelli 1955-56
 Eric Stappenbeck 1971-74
 Isaiah Stewart 1997-01
 Jim Sullivan 1938-41

T

Dale Taylor 1998-02
 Dick Terlinger 1950-53
 Dan Terwilliger 1978-82
 Andy Thies 1993-96
 Paul Thorpe 1960-63
 Glen Turber 1955-57
 Art Tooles 1982-86
 Bill Toomey 1975-76
 Dave Tomcello 1946-47, 48-51
 Howie Tucker 1938-42
 Kevin Tully 1977-79
 Troy Turner 1981-82

U

Lou Unright 1956-57

W

Geoff Walker 1993-96
 Jim Walsh 1952-54
 Steve Walters 1972-76
 Dwight Walton 1986-87
 Larry Waskiewicz 1976-77
 Jack Weaver 1956-59
 Kolin Weacer 1997-98
 George Weber 1946-48
 George Welch 1954-55
 Tom Welch 1968-71
 Tim Welchons 1972-76
 John Whitbeck 1949-50
 Jarming White 1992-93
 Dick Whyte 1953-55
 Tom Wienman 1957-58
 John Williams 1980-84
 Paul Williams 2002-04
 Ricky Williams 1985-88
 Don Wilson 1955-57
 Hank Winkler 1940-41
 Bill Wolven 1940-42
 Jim Woodward 1959-61
 Kayo Wnorowski 1942-43
 Dave Wright 1969-72
 Craig Wucherpfennig 1995-97

Z

John Zampier 1952-55

THE RECORD BOOK **Division I Alumni**

Many Siena alumni have gone on to successful careers in their chosen fields. Siena's Division I basketball players are no exception. Many have played their educational background at Siena into satisfying careers, and many have remained in the Capital Region to do so. Below is a list of Siena's Division I alumni. Corrections or additions are welcome. If you have additional information, please contact the Sports Information Office.

Name (Hometown)	Degree	Present Position
Class of 1977		
Frank Dyer (Albany, NY)	BBA (Accounting)	Sr. Vice-President, McDonald Financial Group, Saratoga, N.Y.
Timothy Jansen (Albany, N.Y.)	BS (Finance)	Director of New York Operations, Reivman Ins., Syracuse, N.Y.
Timothy Kirsch (Valatie, N.Y.)	BS (Management)	Mortgage Broker, Homestead Funding, Watervliet, N.Y.
Chris Madden (New Hartford, N.Y.)	BBA (Accounting)	President, Callanan Industries, Albany, N.Y.
Wayne T. Meyer (Rutherford, N.J.)	BBA (Accounting)	Partner, Collins & Meyer, New York, N.Y.
Thomas Paradise (Staten Island, N.Y.)	BS (Finance)	Account Executive, Southern Bell, Ft. Lauderdale, Fla.
Bernard Ryan (W. Stockbridge, Mass.)	BS (Finance)	Owner, Alphagraphics, Providence, R.I.
Lawrence Waskiewicz (Worcester, Mass.)	BS (Marketing/Management)	Safety First Pest Control, Worcester, Mass.
Class of 1978		
Russell Clark (Staten Island, N.Y.)	BS (Marketing/Management)	Owner Clark's House of Flowers, Staten Island, N.Y.
Greg Cummings (Monticello, N.Y.)	BA (Sociology)	Personnel Representative, Michelin Tire Corp., Greenville, S.C.
Class of 1979		
Michael Mahoney (Pittsfield, Mass.)	BS (Finance)	General Manager, Falcon Industries, Clifton Park, N.Y.
John Murray (Cobleskill, N.Y.)	BS (Finance)	President, Rose & Kiernen, Albany, N.Y.
Kevin Tully (Albany, N.Y.)	BBA (Accounting)	Teal, Becker & Chairmonte, Albany, N.Y.
Class of 1980		
Rod Owens (Troy, N.Y.)	BS (Finance)	Purchasing Manager, Bechtel Corporation, Schenectady, N.Y.
Mike Catino (Rotterdam, N.Y.)	BS (Marketing/Management)	Schenectady Gazette Sales Department, Schenectady, N.Y.
Class of 1981		
Thomas Babcock (Mahwah, N.J.)	BS (Marketing/Management)	Principal, Babcock Financial, Albany, N.Y.
John Hayden (Hoosick, N.Y.)	BA (History)	Human Resources Supervisor, St. Gobain Performance Plastics, Albany, N.Y.
Class of 1982		
Kevin McGraw (Albany, N.Y.)	BS (Finance)	Court Analysis, State Office of Court Admin., Albany, N.Y.
Tim Sise (Amsterdam, N.Y.)	BS (Biology)	General Manager, Briar Creek Golf Course, Duaneburg, N.Y.
Class of 1983		
Vernon Asquith (Albany, N.Y.)	BS (Marketing/Management)	Purchasing Manager, Bechtel Corporation, Schenectady, N.Y.
Mark Dufort (Waterford, N.Y.)	BS (Marketing/Management)	President, Info Label, Mechanicville, N.Y.
Rod Mullin (Brooklyn, N.Y.)	BS (Marketing/Management)	New York State Power Authority, White Plains, N.Y.
Tom Roginski (Amsterdam, N.Y.)	BBA (Accounting)	Consultant, Quinn Consultants, Washington, D.C.
Class of 1984		
Dan Bosko (Troy, N.Y.)	BS (Computer Science)	Associate Pastor, Vail Bible Church, Vail, Colo.
Lou Fedullo (Amsterdam, N.Y.)	BA (Sociology)	Program Director, Montgomery County, Fonda, N.Y.
John Williams (Washington, D.C.)	BS (Economics)	Senior Vice-President, Smith Barney, Washington, D.C.
Class of 1985		
Doug Poetzsch (Massapequa, N.Y.)	BBA (Accounting)	Associate Attorney, Sedgewick & Detert, Long Island, N.Y.
Class of 1986		
Eric Banks (Leesburg, Va.)	BS (Marketing/Management)	Manager, KMart Corporation, Albany, N.Y.
Bill Boesch (Hyde Park, N.Y.)	BS (Marketing/Management)	Sales Manager, Duplex Products, Inc., Poughkeepsie, N.Y.
Art Tooles (Coatsville, Pa.)	BA (Sociology)	Teacher, Coach, Franklin High School, Somerset, N.J.
Class of 1987		
Matt Brady (Haddon Heights, N.J.)	BS (Marketing/Management)	Head Men's Basketball Coach, Marist College, Poughkeepsie, N.Y.
Class of 1988		
Jim Mextorf (Williamsport, Pa.)	BS (Marketing/Management)	New York State Office for Technology, Albany, N.Y.
Tom Hipp (St. Louis, Mo.)	BS (Political Science)	Teacher/Head Basketball Coach, McClure HS, St. Louis, Mo.
Jeff Holland (Gaithersburg, Md.)	BS (Marketing/Management)	Sales Representative, Chrysler Credit Corp., Greenbelt, Md.
Larry McMahon (Troy, N.Y.)	BS (Political Science)	Vice President, Drive Aliant Insurance, San Diego, Calif.
Class of 1989		
Neal Currie (Mystic, Conn.)	BS (Marketing/Management)	Doctoral Candidate University at Albany
Eric Fleury	BS (Marketing/Management)	Businessman, Paris and Southern France
Class of 1990		
Steve McCoy (Westwood, Mass.)	BS (Marketing/Management)	Associate Publisher, Reed Business Information, Morris Plains, N.J.
Monty Henderson (Mt. Vernon, N.Y.)	BS (Sociology)	New York State Job Corps
Eric Fleury (Paris, France)	BS (Marketing/Management)	Teacher, Mayenne, France
Jeffery Robinson (Troy, N.Y.)	BS (Marketing/Management)	Financial Consultant, ITT Financial Company, Baltimore, Md.

Class of 1991

Marc Brown (West Orange, N.J.)	BS (Marketing/Management)	Professional basketball in France
Steve Downey (Oneonta, N.Y.)	BS (Marketing/Management)	Empire Corporation Federal Credit Union
Tom Huerter (Ballston Lake, N.Y.)	BS (Finance)	Huersch Inc., Owner/Siena Color Commentator

Class of 1992

Andy Grazulis (Westland, Mich.)	BS (Political Science)	Basketball Official, Albany, N.Y.
Dave Foster (Kentwood, Mich.)	BS (Finance)	Merchandising Specialist, L.G. Cook, Tate, Mich.
Bruce Schroeder (Marshall, Mich.)	BS (Biology)	Manager, Afsco Fence Company, Glens Falls, N.Y.

Class of 1993

Mike Brown (Hastings, Mich.)	BS (Marketing/Management)	Registered Representative, ISG Investment Group, Lansing, Mich.
Jim Ryder (Tioga, N.Y.)	BS (Marketing/Management)	Sales Executive, Nextel, Wilmington, N.C.
Lee Matthews (Buffalo, N.Y.)	BS (Marketing/Management)	Pursuing professional playing career in Turkey
Joe Middleton (E. Grand Rapids, Mich.)	BS (Marketing/Management)	Sales Representative, Culpepper Wood Preservers, Philadelphia, Pa.

Class of 1994

Doremus Bennerman (Stratford, Conn.)		Playing basketball in Greece
Andy Shorkey (St. Claire, Mich.)	BS (Marketing/Management)	Account Executive, People Soft, Atlanta, Ga.
Rob Hayden (Hoosick Falls, N.Y.)	BA (English)	Computer Consultant, San Francisco, Calif.

Class of 1995

Brian Bidlingmyer (Barberton, Ohio)	BS (Marketing/Management)	Assistant Basketball Coach, SUNY Binghamton, Binghamton, N.Y.
Stuart Downing (Fairport, N.Y.)	BS (Political Science)	Attorney, Cahill-Gordon-Reydel Law Firm, New York, N.Y.
Matt Gras (Seymour, Conn.)	BS (Marketing/Management)	Investment Executive, Solomon Smith Barney, Albany, N.Y.
Mike McGhee (Texarkana, TX)	BS (Marketing/Management)	Investment Banker, Texarkana, Texas

Class of 1996

Dave Attewell (Tonbridge, England)	BS (Economics)	Teaching, and coaching basketball in England
Bryan Balsler (Borehamwood, England)	BS (Marketing/Management)	Teaching, and coaching basketball in England

Class of 1997

Matt Arrigale (Hyde Park, N.Y.)	BS (Marketing/Management)	Executive, Schott Corporation, Yonkers, N.Y.
Geoff Walker (Kalamazoo, Mich.)	BS (Political Science)	Investment Executive, Merrill Lynch, Pasadena, Calif.
Harel Gadot (Magshimim, Israel)	BS (Marketing/Management)	Johnson & Johnson Sales Rep., Europe and Israel

Class of 1998

Jeff Muszynski (Buffalo, N.Y.)	BS (Marketing/Management)	Deceased
Jim Secretarski (Hartland, Wisc.)	BS (Finance)	Investment Banker, Atlanta, Ga.
Craig Wucherpfennig (Brookfield, Wisc.)	BS (Marketing/Management)	American Express, New York City

Class of 1999

Brandon Fields (Houston, Texas)	BS (Biology)	Attending University of Texas-Houston Medical School, Houston, Texas
Melvin Freeny (Gainesville, Fla.)	BS (Marketing/Management)	Management, Jacksonville, Fla.

Class of 2000

Marcus Faison (Fayetteville, N.C.)	BS (Marketing/Management)	Professional basketball in Belgium
Micah Ogburn (Chillicothe, Ill.)	BS (Marketing/Management)	Marketing Representative, National Trade Publications
Corey Osinski (Schenectady, N.Y.)	BA (English-Magna Cum Laude)	Investment Bank & Trust, Boston, Mass.
Jim Cantamessa (Beaver Falls, Pa.)	BS (Finance)	Professional basketball in France

Class of 2001

Scott Knapp (Sherrill, N.Y.)	BS (Finance)	Corporate Sales Manager, Siena Athletics, Loudonville, N.Y.
Brian Scalzo (Albany, N.Y.)	BS (English)	High School Special Education Teacher, Schoharie School District
Isaiah Stewart (Bridgeville, Pa.)	BS (Finance)	Insurance Representative, State Farm Insurance, Ballston Spa, N.Y.
Carmen Maciariello (Clifton Park, N.Y.)	BA (English)	Director of Basketball Operations, Siena College

Class of 2002

Dwayne Archbold (Brooklyn, N.Y.)	BS (Marketing/Management)	Professional basketball in France
Rob Connors (Colchester, Vt.)	BA (English)	Copy Editor, The Record, Troy, N.Y.
Andy Cavo (New Hartford, N.Y.)	BS (Economics/Intl. Studies)	Spanish Translator for New York State, Albany, N.Y.
Dale Taylor (Boston, Mass.)	BS (Marketing/Management)	Charter One Bank, Albany, N.Y.
James Clinton (Pleasantville, N.J.)	BA (Psychology)	Playing basketball in Ireland

Class of 2003

Prosper Karangwa (Montreal, Quebec)	BA (Sociology)	Professional basketball in Germany
Michael Buhman (Chambersburg, Pa.)	BS (Accounting)	Accounting firm, Chambersburg, Pa.

Class of 2004

Justin Miller (Lakewood, N.Y.)	BS (Marketing/Management)	Professional basketball with Albany Patrooms
--------------------------------	---------------------------	--

Class of 2005

Gary Holle (Loudonville, N.Y.)	BA (History)	All-Star Wine and Spirits, Latham, N.Y.
Tommy Mitchell (Tyler, Texas)	BS (Accounting)	Pursuing professional basketball opportunities overseas
Brent Sniezyk (Broadalbin, N.Y.)	BA (Psychology)	Sniezyk Painters, Broadalbin, N.Y.

Siena in the NCAA Tournament

Individual Single-Game Records

Points	32, Marc Brown vs. Stanford (3/16/89)
Field Goals	13, Marc Brown vs. Stanford (3/16/89)
Field Goal Attempts	22, Jeffery Robinson vs. Minnesota (3/18/89)
Field Goal Percentage	.750 (12-16), Prosper Karangwa vs. Alcorn St. (3/12/02)
3-Point Field Goals	6, Jeffery Robinson vs. Stanford (3/16/89)
	6, Jeffery Robinson vs. Minnesota (3/18/89)
3-Point Field Goal Attempts	15, Jeffery Robinson vs. Minnesota (3/18/89)
3-Point Field Goal Percentage	1.000 (3-3), Mike Brown vs. Minnesota (3/18/89)
Free Throws	6, Marcus Faison vs. Arkansas (3/11/99)
Free Throw Attempts	9, Marcus Faison vs. Arkansas (3/11/99)
Free Throw Percentage	1.000 (5-5), Corey Osinski vs. Arkansas (3/11/99)
Rebounds	9, Several Players: Most Recent: Dwayne Archbold vs. Maryland (3/15/02)
Assists	8, Marc Brown vs. Minnesota (3/18/89)
Steals	4, Marcus Faison vs. Arkansas (3/11/99)
	4, Prosper Karangwa vs. Maryland (3/15/02)
Blocks	4, Monty Henderson vs. Stanford (3/16/89)
Minutes	40, Marc Brown vs. Stanford (3/16/89)



NCAA Tournament Note

Marc Brown scored a then-career-high 32 points in Siena's stunning 80-78 upset over Stanford in the opening round of the 1989 NCAA Tournament. Brown converted two free throws with three seconds left to put the Saints ahead 80-78.



Team Single-Game Records

Points	81, vs. Alcorn State (3/12/02)
Field Goals	30, vs. Stanford (3/16/89)
	30, vs. Alcorn State (3/12/02)
Field Goal Attempts	70, vs. Minnesota (3/18/89)
Field Goal Percentage	.536 (30-56), vs. Stanford (3/16/89)
3-Point Field Goals	11, vs. Stanford (3/16/89)
3-Point Field Goal Attempts	32, vs. Minnesota (3/18/89)
3-Point Field Goal Percentage	.478 (11-23), vs. Stanford (3/16/89)
Free Throws	17, vs. Arkansas (3/11/99)
	17, vs. Alcorn State (3/12/02)
Free Throw Attempts	24, vs. Alcorn State (3/12/02)
Free Throw Percentage	1.000 (10-10), vs. Maryland (3/15/02)
Rebounds	41, vs. Arkansas (3/11/99)
Assists	17, vs. Maryland (3/15/02)
Steals	9 vs. Maryland (3/15/02)
Blocks	4, vs. Stanford (3/16/89)
	4, vs. Arkansas (3/11/99)

Siena NCAA Tournament Results

- 1989 – #14 Seed • East Regional, Greensboro, N.C.
 First Round • Defeated #3 Stanford, 80-78
 Lost to #11 Minnesota, 80-67
- 1999 – #13 Seed • West Regional, Denver, Colo.
 First Round • Lost to #4 Arkansas, 94-80
- 2002 – #16 Seed • East Regional, Dayton, Ohio/Washington, D.C.
 Opening Round • Defeated Alcorn State, (Dayton, Ohio) 81-77
 Lost to #1 Maryland (Washington, D.C.), 85-70

NCAA Tournament Note

Corey Osinski (above) was the recipient of the CBS Chevrolet Most Valuable Player Award for Siena after the Saints' appearance in the 1999 NCAA Tournament.

Siena in the NIT

Individual Single-Game Records

Points	51, Doremus Bennerman vs. Kansas State (3/30/94)
Field Goals	12, Marc Brown vs. Fairleigh Dickinson (3/14/91)
Field Goal Attempts	24, Marc Brown vs. Fairleigh Dickinson (3/14/91)
Field Goal Percentage	1.000 (4-4), Geoff Walker vs. Tulane (3/22/94)
3-Point Field Goals	6, Doremus Bennerman vs. Georgia Tech (3/16/94)
	6, Doremus Bennerman vs. Kansas State (3/30/94)
3-Point Field Goal Attempts	12, Doremus Bennerman vs. Georgia Tech (3/16/94)
3-Point Field Goal Percentage	.750 (6-8), Doremus Bennerman vs. Kansas State (3/30/94)
Free Throws	27, Doremus Bennerman vs. Kansas State (3/30/94)
Free Throw Attempts	30, Doremus Bennerman vs. Kansas State (3/30/94)
Free Throw Percentage	1.000 (6-6), Tommy Mitchell vs. Villanova (3/18/03)
Rebounds	15, Lee Matthews vs. Massachusetts (3/21/91)
Assists	9, Prosper Karangwa vs. Villanova (3/18/03)
Steals	5, Marcus Faison vs. Penn State (3/20/00)
Blocks	5, Lee Matthews vs. Massachusetts (3/21/91)
Minutes	45, Marc Brown vs. Massachusetts (3/21/91)

Team Single-Game Records

Points	103, vs. Penn State (3/20/00)
Field Goals	39, vs. Penn State (3/20/00)
Field Goal Attempts	75, vs. Penn State (3/20/00)
Field Goal Percentage	.558 (24-43), vs. Bradley (3/24/94)
3-Point Field Goals	10, vs. Villanova (3/18/03)
3-Point Field Goal Attempts	23, vs. Villanova (3/18/03)
3-Point Field Goal Percentage	.643 (9-14), vs. Kansas State (3/30/94)
Free Throws	37, vs. Kansas State (3/30/94)
Free Throw Attempts	43, vs. Kansas State (3/30/94)
Free Throw Percentage	.860 (37-43), vs. Kansas State (3/30/94)
Rebounds	51, vs. Western Michigan (3/23/03)
Assists	24, vs. Penn State (3/20/00)
Steals	16, vs. Penn State (3/20/00)
Blocks	8, vs. Massachusetts (3/21/91)



NIT Note

Doremus Bennerman led Siena to the National Invitation Tournament semifinals in 1994. Bennerman holds or shares nine Siena NIT records and established an all-time NIT record by scoring 174 points in five NIT games in 1994. He was named NIT MVP following the Saints' third-place finish.

Siena Postseason NIT* Results

3/17/88

Boston College 73, Siena 65
at Roberts Center, Boston, MA

3/14/91

Siena 90, Fairleigh Dickinson 85
at Knickerbocker Arena, Albany, NY

3/19/91

Siena 63, South Carolina 58
at Knickerbocker Arena, Albany, NY

3/21/91

Massachusetts 82, Siena 80 (OT)
at Knickerbocker Arena, Albany, NY

3/16/94

Siena 76, Georgia Tech 68
at Knickerbocker Arena, Albany, NY

3/22/94

Siena 89, Tulane 79
at Knickerbocker Arena, Albany, NY

3/24/94

Siena 75, Bradley 62
at Glens Falls Civic Center, Glens Falls, NY

3/28/94

Villanova 66, Siena 58
at Madison Square Garden, New York, NY

3/30/94

Siena 92, Kansas State 79
at Madison Square Garden, New York, NY

3/16/00

Siena 66, UMass 65
at Pepsi Arena, Albany, NY

3/20/00

Penn State 105, Siena 103
at Bryce Jordan Center, State College PA

3/18/03

Siena 74, Villanova 59
at Pepsi Arena, Albany, NY

3/23/03

Siena 68, Western Michigan 62
at Pepsi Arena, Albany, NY

3/25/03

Alabama-Birmingham 80, Siena 71
at Pepsi Arena, Albany, NY

* Siena has appeared in the Preseason NIT twice, in 1992 and 1999. All listed records do not reflect these games. Below are the results:

1992

Florida State 89, Siena 80

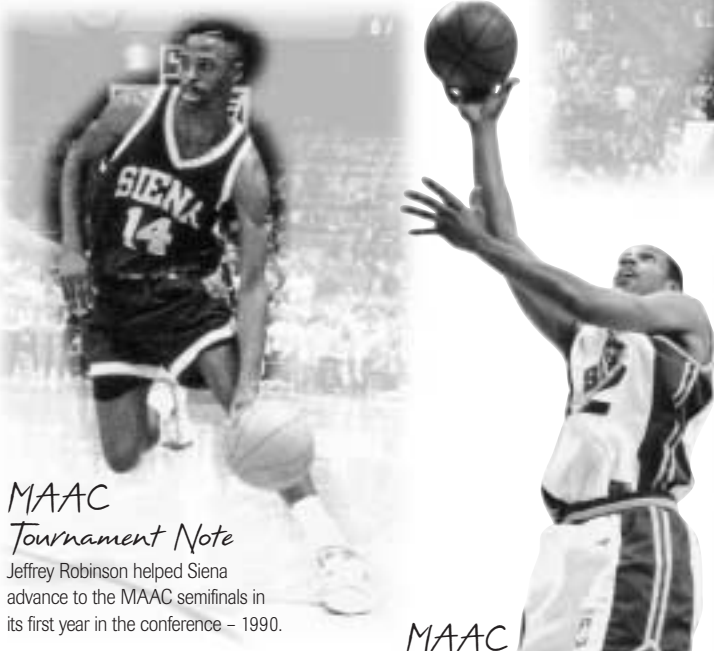
1999

Siena 89, Davidson 79
Notre Dame 107, Siena 96

Siena in the MAAC Tournament

Individual Single-Game Records

Points	36, Dwayne Archbold vs. Marist (3/2/02)
Field Goals	12, Marc Brown vs. Iona (3/3/91)
Field Goal Attempts	24, Marc Brown vs. Iona (3/3/91)
Field Goal Percentage	.875 (7-8), Marcus Faison vs. Canisius (2/28/98)
3-Point Field Goals	6, Dwayne Archbold vs. Rider (2/26/99)
3-Point Field Goal Attempts	13, Jeffery Robinson vs. La Salle (3/4/90)
3-Point Field Goal Percentage	1.000 (3-3), Bryan Balsler vs. Fairfield (3/5/94)
	1.000 (3-3), Isaiah Stewart vs. Manhattan (3/1/98)
Free Throws	16, Doremus Bennerman vs. Fairfield (3/5/94)
Free Throw Attempts	18, Doremus Bennerman vs. Fairfield (3/5/94)
Free Throw Percentage	1.000 (8-8), Doremus Bennerman vs. Niagara (3/7/92)
	1.000 (8-8), Doremus Bennerman vs. Manhattan (3/7/93)
Rebounds	13, Brian Bidlingmyer vs. Fairfield (3/5/94)
Assists	13, Doremus Bennerman vs. Fairfield (3/5/94)
Steals	5, Marc Brown vs. Canisius (3/2/91)
	5, Melvin Freeny vs. Canisius (2/28/98)
Blocks	4, Steve Downey vs. Canisius (3/2/91)
	4, Justin Miller vs. Niagara (3/4/02)
Minutes	45, Marc Brown vs. Iona (3/3/91)



MAAC Tournament Note

Jeffery Robinson helped Siena advance to the MAAC semifinals in its first year in the conference – 1990.

MAAC Tournament Note

Marcus Faison led Siena to the MAAC Championship Game in 1998, 1999 and 2000.

Team Single-Game Records

Points	101, vs. Rider (2/26/99)
Field Goals	34, vs. Rider (2/26/99)
Field Goal Attempts	79, vs. Iona (3/2/98)
Field Goal Percentage	.558 (29-52), vs. Niagara (3/7/92)
3-Point Field Goals	13, vs. Iona (3/3/91)
	13, vs. Rider (2/26/99)
3-Point Field Goal Attempts	36, vs. La Salle (3/4/90)
3-Point Field Goal Percentage	.500 (7-14), vs. Canisius (3/2/91)
	.500 (13-26), vs. Rider (2/26/99)
Free Throws	31, vs. Canisius (3/2/91)
Free Throw Attempts	40, vs. Canisius (3/2/91)
Free Throw Percentage	.913 (21-23), vs. La Salle (3/4/90)
Rebounds	48, vs. Iona (3/2/98)
Assists	23, vs. Rider (2/26/99)
Steals	15, vs. Canisius (2/28/98)
Blocks	8, vs. Niagara (3/4/02)



MAAC Tournament Note

Tommy Mitchell celebrates after Siena won the 2002 MAAC Championship after entering the Tournament as the #7 seed.



MAAC Tournament Note

Dwayne Archbold scored a MAAC Tournament record 111 points in helping the Saints become the first team to win four MAAC Tournament games in 2002.

Siena MAAC Tournament Results

*Knickerbocker Arena,
Albany, N.Y.*

1990

3/3 • Siena 71, Canisius 53
3/4 • La Salle 106, Siena 90

1991

3/2 • Siena 76, Canisius 62
3/3 • Iona 95, Siena 90 (OT)

1992

3/7 • Siena 83, Niagara 57
3/8 • La Salle 84, Siena 71

1993

3/6 • Siena 70, Fairfield 61
3/7 • Manhattan 71, Siena 70

1994

3/5 • Siena 84, Fairfield 73
3/6 • Manhattan 68, Siena 65

1995

3/4 • Saint Peter's 53, Siena 45

1996

3/2 • Iona 71, Siena 59

*HSBC Arena,
Buffalo, N.Y.*

1997

3/1 • Canisius 84, Siena 44

1999

2/26 • Siena 101, Rider 73
2/27 • Siena 56, Marist 55
3/1 • Siena 82, Saint Peter's 67

2001

3/3 • Siena 79, Manhattan 76
3/4 • Canisius 76, Siena 64

2005

3/4 • Iona 68, Siena 51

*Peppi Arena,
Albany, N.Y.*

1998

2/28 • Siena 87, Canisius 83 (OT)
3/1 • Siena 77, Manhattan 71
3/2 • Iona 90, Siena 75

2000

3/4 • Siena 82, Canisius 71
3/5 • Siena 90, Niagara 88
3/2 • Iona 84, Siena 80

2002

3/1 • Siena 77, Saint Peter's 66
3/2 • Siena 82, Marist 76
3/3 • Siena 83, Fairfield 63
3/4 • Siena 92, Niagara 77

2004

3/5 • Siena 73, Marist 64
3/6 • Siena 66, Fairfield 63
3/7 • Niagara 79, Siena 74


*Sovereign Bank Arena,
Trenton, N.J.*

2003

3/8 • Siena 70, Marist 68
3/9 • Fairfield 67, Siena 63


Saints in the Classroom

Siena's student-athletes have a history of success on the courts and playing fields, but an even prouder tradition of excellence in the classroom. Siena's student-athletes regularly outperform the general student body, and in recent years, the athletic department has received national acclaim for the academic success attained by its student-athletes.



This past year, student-athletes averaged an astounding 3.10 GPA (compared to 3.07 for the general student body), and 85 athletes were named to conference All-Academic Teams. A total of 99 student-athletes were presidential scholars, 73 were on the Dean's List (3.3-3.59 GPA) and 45 were named to the President's List (3.60-4.0 GPA).

The Siena field hockey team was distinguished as one of the top-5 programs in the nation for cumulative grade point average. The men's and women's cross country programs were each recognized as National Academic All-Americans the last two seasons, the women earning that honor with distinction.



David Ryan and Michael Haddix have gotten the job done on the court and in the classroom



Siena has boasted the New York Lotto MAAC Student-Athletes of the Year (Basketball) in 2000, 2001, 2002, 2003 and 2005. Lauren Surber (above) was the 2005 recipient. The women's basketball team was one of just two programs in the 64-team NCAA field in 2002 (Stanford) to have graduated 100% of its student-athletes in that year's NCAA report.

Siena student-athletes reap the benefits of both worlds—the opportunity to engage in a challenging and stimulating academic environment, combined with the chance to develop their athletic potential as members of competitive NCAA Division I teams. The support services provided to the student-athletes are designed to offer assistance and resources, in addition to encouragement and guidance. Services include monitoring academic and degree progress, supervision of study hall, coordination of enrichment and educational programming, as well as interaction with academic advisors and faculty within the various Liberal Arts, Science and Business colleges. ■



In 2002, USA Today presented Siena College with a plaque in recognition of overall excellence in academic achievement. The department ranked ninth among all Division I schools in national graduation rates that year, one of two appearances in the top-15 in the last five years.



The 2004 Siena Volleyball Team boasted a 3.43 cumulative GPA last season—the highest among Siena's 18 sports.

Saints in the Community

One of the main objectives of the Siena Athletic Department has always been to remain actively involved in the Capital Region community. Siena's student-athletes and coaches make numerous appearances in local classrooms and hospitals and volunteer hundreds of hours to help out many organizations. Additionally, the athletic department has donated thousands of dollars in game tickets, sports camps scholarships and sporting apparel and memorabilia to local charities.

From soup kitchens to elementary schools, Siena's invests its special resources each year to enrich the Capital Region community.



FIDELIS CARE™

Adopt-A-School Program

The newly redesigned Adopt-A-School program is a community initiative intended to motivate area elementary students through interaction with Siena's student-athletes. Members of Siena's athletic teams interact with designated schools throughout the year. In addition to providing guidance and leadership to area youths, Siena's student athletes learn first hand the value of volunteering in the community. The elementary students can find that learning is fun as teachers incorporate Siena Athletics into class lesson plans (i.e. using statistics for math assignments, or writing the players for English).

Siena's student-athletes correspond throughout the year and ultimately visit the school. Each school is presented with an Adopt-A-School poster, identifying it as a current participant in the program. Additionally, Siena publications and prizes are provided for the school to give out to students who are deemed outstanding performers. Each school receives 50 tickets to a men's and women's basketball game, and the entire school is invited to come to campus for a day in the fall and spring to watch other Siena student-athletes in action.

Siena's current Adopted Schools are:

- Albany Public School #18
- St. Gregory's School for Boys
- Schenectady Middle School
- Acadia (Shenedehowa) Elementary School
- St. Pius



For the past five years, Siena's student-athletes have volunteered their lunch period to work with children who attend St. Casmir Elementary School. The Arbor Hill school does not have a gym.



Siena student-athletes volunteer their time with many organizations in the Capital Region, including the New York branch of the Special Olympics.



Sophomore basketball player, Liga Alpe-Luka, chats with students at Acadia Elementary School.



Over the years, the Siena volleyball team has been actively involved in the community. Above, (from L-R) Kerry O'Reilly '01, Jill Van Bortel '01 and Allison McCourt '02 help out with the annual PBS telethon.

St. Casmir's Wednesdays

Siena Athletics began a partnership with St. Casmir's elementary school in 2001, providing an athletic facility for the Arbor Hill School which does not have a gym. Over the years, the program has flourished. Each Wednesday during the school year, students from St. Casmir visit the Marcelle Athletic Complex to play various recreational activities with Siena student-athletes.

The youngsters are coached by Siena's student-athletes in various athletic skills. Athletic Academic Advisor Sue Yund has overseen the implementation of the program for Siena. "Siena student-athletes have earned the reputation of balancing and achieving both academic and athletic success," Yund remarked. "Bringing the students of St. Casmir School to Siena gives them the rewarding experience of learning from and looking up to their role models right here on campus, and gives our students a chance to be involved in the community."

Cheryl Stienhorst, a second-grade teacher at St. Casmir, feels the true value of the experience lies in its association with the College. "The kids love coming here and always are asking when we will come back, she says, "but to me the most important factor is that they are now familiar with the term *college*—it gives them something to shoot for."

Siena's Amtrak Lil' Saints Program

Amtrak Lil' Saints is a fun and exciting club for fans 14 or younger who wish to support Siena Athletics throughout the season. Membership includes:

- A welcome letter from a student-athlete on favorite sports team
- Photo membership ID card w/ lanyard
- Club t-shirt
- Monthly issue of Lil' Saints Newsletter
- Birthday card from the Saints
- Radio Disney Fun Zone at select basketball games
- Free admission to eight (8) basketball games: four (4) men's and four (4) women's games
- Free admission to ALL volleyball, soccer, softball, baseball, lacrosse, water polo, swimming and diving, tennis and field hockey games
- Special Celebration Day in honor of the National Student Athlete Day at the ARC with all 18 varsity sports teams
- End of the year Rootbeer Float Party with Siena student-athletes
- Chances to win prizes and much more!

Other Saints in the Community

Activities include, but are not limited to:

- National Student-Athlete Day
- Breast Cancer Awareness Week
- National Girls and Women in Sports Day
- Albany's 15-Love Foundation
- MAAC Gives Back Program
- NCAA YES Clinics
- Special Olympics
- New Day Art



Sophomore Nino Alivodic (left) is actively involved in Albany's 15-Love Foundation.



Siena Athletics

They started out as the Golden Warriors. That proved too long for headlines, so soon Siena became the Indians. In March of 1989, they became the Saints.

There was a time, not long ago, when the majority of Siena's student-athletes hailed from homes in the Capital Region, and jumping in a van and traveling to Saratoga, Troy, Schenectady and Albany could meet athletic teams' scheduling requirements.

In 1976, however, Siena's athletics program was elevated to NCAA Division I status. With that move, the College committed itself to upgrading its program and making all teams competitive.

After stops in the ECAC Metro and North Atlantic Conference, Siena moved to the Metro Atlantic Athletic Conference (MAAC), where it has made its mark.

Since its move to full Division I status, Siena Athletics has continued to grow. Three years ago, the program added women's water polo, giving it seven men's programs and 11 on the women's side.

The Program

Siena sponsors 18 sports that compete at the NCAA Division I level. Seventeen Saints' sports teams compete in the MAAC, with field hockey playing in the Northeast Conference.

The Saints pride themselves on excellence on and off the field. Siena's student-athletes regularly graduate at rates higher than the general student population, and the athletic department has ranked in the top-15 nationally in two of the last five Division I National Graduation Rate Reports, according to the NCAA Office. This past year, the student-athletes at Siena averaged an astounding 3.10 grade point average—a mark higher than the average of the regular student body. A total of 79 student-athletes were placed on the MAAC honor roll.

Athletic success has continued to improve as well, as the College has made a continued commitment to enhance athletic aid, full-time coaching and facilities.

Leading the way, the Siena women's basketball team has captured seven regular-season MAAC titles in the last 15 years. Under the direction of Gina Castelli, the program has grown into one of the top in the region. In 2000-2001, the team earned its first MAAC Tournament championship and initial NCAA berth. The Saints played in the postseason WNIT in 1999, 2002 and 2003.

The women's golf team has also enjoyed breakthrough success, capturing its fifth straight MAAC Championship at Disney's Wide World of Sports Complex in the spring of 2005. Not to be outdone, the Siena men's golf team has had back-to-back runner-up perform-

ances at the MAAC Tournament. Last year, sophomore Bryan Bigley won the MAAC Individual Championship, firing a tournament record 211 in the three-day event held at Disney's Wide World of Sports Complex in Orlando.



The men's basketball team has also carried the torch for Siena in the MAAC. In 2002-2003, the Saints

won 21 games and advanced to the second round of the NIT—their fourth postseason appearance in five years. In 2002, Siena caught the nation's attention with an improbable leap into college basketball's biggest stage—the NCAA Tournament. The Green and Gold continued its improbable run with an ESPN televised Opening Round victory over Alcorn State before falling to eventual national champion Maryland in front of 20,000 fans at the MCI Center in Washington. It was the team's third trip to the "Big Dance."

The Siena baseball team has won four MAAC Championships since 1995 and advanced to the 1999 NCAA Tournament. Head Coach Tony Rossi, entering his 37th year at the helm of the Saints, has continually developed student-athletes who have performed both on the field, and off. He was named MAAC Coach of the Year for the sixth time in 2005 after guiding an overachieving Siena team back to the conference championships. This past year, pitcher John Lannan became the 20th player in program history to be drafted when he was selected in the 11th round by the Washington Nationals.

The men's and women's soccer programs have experienced recent success and growth as well. Women's Head Coach Steve Karbowski was recognized as the Northeast Region's Co-Coach of the Year after orchestrating the nation's eighth best turnaround in 2001. He has been named MAAC Coach of the Year twice in his seven seasons as head coach, and last year led the Saints to a program record 10 victories and a second place MAAC finish. Men's Head Coach Charlie Curto, in his 22nd season at the helm, guided the Saints back to the MAAC Tournament in 2003, narrowly missing out on a regular-season title.

The volleyball team has one of the richest histories for success, qualifying for 11 conference championships in the last 13 years. The team won four-straight MAAC titles from 1993-96 and reached the 1995 NCAA Tournament. In April of 2003, Garvey Pierre took over as the program's first full-time coach as the Saints look to make the leap to the next level.

In just its sixth season, the women's swimming and diving team was a strong second at the 2003 MAAC Championships, and in

2004, the team placed fourth with a limited roster. The future looks even brighter with several key components returning this year.

This promises to be an exciting season for the cross country program as well, as the Siena women and men have young, talented rosters and look to build on fifth place MAAC finishes.

Last season also marked a breakthrough year for the women's lacrosse and water polo programs at Siena. Both programs established new program benchmarks for victories in the spring, and the women's lacrosse team advanced to the MAAC Championship game for the first time in program history. 2004 MAAC co-Coach of the Year, Jake McHerron, welcomes back a talented group that includes Siena Female Student-Athlete of the Year Christina Pampalone. First year water polo head coach Rob Swingle was named MAAC Coach of the Year in 2005, and welcomes in his first recruiting class this fall.

In the fall of 2003, the field hockey team advanced to the NEC Tournament for the first time in program history.

The men's lacrosse program also appears on the verge of taking off. In July of 2004 Brian Brecht took over as the program's first full-time head coach, raising the expectations for the growing program. Brecht was named MAAC co-Coach of the Year in 2005 after raising the expectations for Siena lacrosse.

In all, 35 Siena student-athletes earned All-Conference honors, while 85 (up from 35 in 1999) earned All-Academic recognition.

Facilities

Most Siena teams make their homes on-campus, playing on the seven grass fields located behind the Marcelle Athletic Complex (MAC).

Inside the Marcelle Athletic Complex, Siena student-athletes have all the amenities to ensure their ability to compete at the Division I level. Last season, many student-athletes enjoyed the benefits of a state-of-the-art expansion to the field house. The expansion, dedicated in July of 2004, features four new "team rooms," and the Turchi Theater for film review and scouting. The men's and women's basketball locker rooms have also been restructured as part of the project.

The women's basketball and volleyball teams play their home contests at the 4,000-seat Alumni Recreation Center (ARC).

Siena's men's basketball team makes its home at the Pepsi Arena in downtown Albany. The Pepsi Arena is a regionally acclaimed 15,500-seat facility. Since its full-time move to the Pepsi Arena, both the men's and women's basketball team's attendances have soared into the top-100 in the country. ■

