

RED RAIDERS

2014 FOOTBALL



shipraiders.com



Shared Vision, Common Goals, Consistent Winner

COACH MAC 2011-13:

- **25-10 overall record**
(most wins in 3-year span in SU history)
- **14-3 at Seth Grove Stadium**
(SU has scored at least 17 points in every home game, averaging 43 ppg at home)
- **PSAC-best 1,431 points**
(40.9 PPG average thru 35 games)
(only PSAC school w/400+ pts. each year)
- **PSAC-best 105 sacks**
- **116 new school records**
- **2 Academic All-Americans**
- **5 Academic All-District honorees**
- **2012 NCAA First Round victory**
(SU's first NCAA Tournament win since '91)

TABLE OF CONTENTS

Information

About Shippensburg University	2
Academic Programs	3
Academics and Athletics	4
Academic Support for Student Athletes	5
Athletics Administration	6
Facilities	7
SU Student Association Field at Seth Grove Stadium	8

Coaches

Head Coach Mark Maciejewski	10-11
Assistant Coaches	12-17
Sports Medicine	18-22

Players

Preseason Roster	24-25
Profiles	26-42

Review

2013 Season Review	44
2013 Football Awards	45
School Records and Season Rankings	46
Final Statistics	47-48
Statistical Review	49
Composite Game Recap	50

PSAC

About the PSAC	52
PSAC Champions	53
2013 All-PSAC Eastern Division Teams	54

Opponents

Game-by-Game Quick Facts	56-59
All-Time Record vs. Opponents	60

History

Red Raider Capsule History	62
Annual Records	63
Classic Teams	64-67
Team Records	68
Opponents & Results (1891-2013)	69-78
Return Records	79
Rushing Records	80-81
Passing Records	82-83
Receiving Records	84-85
All-Purpose Records	86
Total Offense Records	87
Scoring Records	88
Kicking Records	89
Defensive Records	90-92
Attendance Records	93
Red Raiders in the NFL	94



RED RAIDERS

Quick Facts

School	Shippensburg University of Pennsylvania
Founded	1871
Location	Shippensburg, Pa.
Enrollment	7,600
School Colors	Red and Blue
Nickname	Red Raiders
Affiliation	NCAA Division II
Conference	PSAC Eastern Division
Stadium	Seth Grove (7,700)

The Administration

Interim President	Dr. G.F. "Jody" Harpster
Athletic Director	Jeff Michaels
Sports Information Director	Bill Morgal
Director of Sports Medicine	Wes Mallicone
Faculty Athl. Rep.	Dr. Rich Zumkhawala-Cook
Athletic Department Phone	717-477-1711

Sports Information

Sports Information Director	Bill Morgal
Office Phone	717-477-1206
Email	wjmorgal@ship.edu
Sports Information Fax	717-477-1253
Press Box Phone	717-477-1391
Hotline	717-477-7678
Mailing Address	
Sports Information Office	
1871 Old Main Drive (OM 304)	
Shippensburg, PA 17257	
Website	www.shipraiders.com

Head Coach

Head Coach	Mark Maciejewski
Alma Mater	Shippensburg '92/'96M
Mac's Email	msmaciejewski@ship.edu

Assistant Coaches

Offensive Coordinator/QB's	Joe Davis
Alma Mater	Adrian '02
Email	jhdavis@ship.edu
Defensive Coordinator/LB's	Mike Burket
Alma Mater	IUP '92
Email	mcburk@ship.edu
Offensive Line/Kickers	Pete Lee
Alma Mater	Cornell '85
Email	pjlee@ship.edu
Running Backs/Recruiting	J.C. Morgan
Alma Mater	Bucknell '04
Email	jcmorg@ship.edu
Graduate Assistant	Marc Hull
Alma Mater	SDSU '08
Defensive Backs	Tony Johnson
Alma Mater	Shippensburg '02
Defensive Line	Mick Chronister
Alma Mater	Shippensburg '88
Offensive Line	Ron Kerr
Alma Mater	Penn State
Wide Receivers	Jeff Tomasetti
Alma Mater	Shippensburg '13

Football Office

Football Office Phone	717-477-1758
Football Office Fax	717-477-4049
Administrative Assistant	Janine Olah
Email	jfolah@ship.edu

All media requests, including press passes, are to be directed to the Sports Information Office.

Editor: Bill Morgal, Sports Information Director

Designer: Jessica Kline, Publications Assistant

Photographic credits: Bill Smith, Shippensburg University. Inside back cover photos courtesy of the Philadelphia Eagles, Pittsburgh Steelers, Green Bay Packers, Cleveland Browns, Miami Dolphins and the National Football League.

On the cover: Team captains (from left to right): Brian Sourber, Doug Randall, and Trevor Harman, and Coach Mac.

Shippensburg University of Pennsylvania, in compliance with federal and state laws and university policy, is committed to human understanding and provides equal educational, employment, and economic opportunities for all persons without regard to race, color, sex, age, creed, national origin, religion, veteran status, or disability. Direct requests for disability accommodations and other inquiries to the Office of Disability Services, Old Main 120, Shippensburg University, 1871 Old Main Drive, Shippensburg, PA 17257-2299, (717) 477-1329.

ABOUT SHIPPENSBURG UNIVERSITY

General Information

- Founded in 1871 as the Cumberland Valley State Normal School
- Comprehensive regional public university
- Member of the Pennsylvania State System of Higher Education
- Located on 200 acres in south central Pennsylvania

Enrollment

- 7,600 total undergraduate and graduate students
- 49% women and 51% men
- 37% of our students live on campus
- 94% of our students are from Pennsylvania

Faculty

- Student-faculty ratio: 20:1 and each student has a faculty advisor
- 99% of the 325 full-time instructional faculty members hold a doctorate or other terminal degree in their field
- Our faculty's main focus is teaching. All classes are taught by faculty, not graduate assistants

Accreditations

- AACSB International
- ABET (Computer Science)
- ACEJMC (Communications/Journalism)
- American Chemical Society
- Council for the Accreditation of Counseling and Related Educational Programs
- Council for Exceptional Children
- Council on Social Work Education
- International Association of Counseling Services
- Middle States Commission on Higher Education
- National Council for Accreditation of Teacher Education

Academic Programs and Opportunities

- 100 undergraduate programs and 57 graduate programs
- 3 colleges: Arts and Sciences, Business, and Education and Human Services; plus a Office of Undeclared Students.
- Study abroad opportunities are available in dozens of countries. Find out more at www.ship.edu/international
- Internships, hands-on labs, graduate assistantships and more, SU helps you create opportunities for real-life experiences.

- Find a job or focus on a career with the help of Career Development Center and alumni career services.

Facilities and Resources

- Ezra Lehman Memorial Library houses more than 2 million items and provides access to electronic resources which are accessible from your personal computer 24-7.
- Every student has an e-mail and a Web homepage account. A wireless network is available across campus.
- 5 public computer labs, two open 24-7, plus 40 departmental computer labs with academic specific software.

Student Life

- The Student Services, Inc. administers a \$3 million budget and provides a highly diversified program of student activities.
- More than 200 student clubs, organizations, honor societies and activity groups.
- Cultural and lecture series brings nationally and inter-nationally known persons to campus.
- Student services: University Counseling Center, Career Center, Learning Center, Women's Center, Multicultural Student Development Center, Veterans Resource Center.
- Etter Health Center provides 24-hour access to medical services.

Athletics

- Member of the Pennsylvania State Athletic Conference and NCAA Division II.
- **Intercollegiate sports:**
Men: baseball, basketball, cross-country, football, soccer, swimming, track and field, wrestling.
Women: basketball, cross country, field hockey, lacrosse, soccer, softball, swimming, tennis, track/field, volleyball.
- **Intramural sports:** Basketball, soccer, softball, street hockey, Ultimate Frisbee, volleyball
- **Sports facilities include:** outdoor tennis courts, indoor and outdoor track, two indoor swimming pools, squash and handball courts, a rehabilitation center, outdoor sand volleyball courts.
- ShipRec Center features an 8,000-square-foot fitness center, with 35 cardio machines with TVs, an elevated running track, racquetball courts, and four multi-purpose courts.



- 12-acre student recreation center includes: hockey rink; sand volleyball courts; basketball courts; fields for football, softball, lacrosse, and rugby; exercise trail for rollerblading, biking, and jogging.

Costs/Financial Aid

- Total estimated annual costs/PA resident: \$20,468* per year.
- Total estimated annual costs/Non Resident: \$29,214* per year.
- Total estimated annual costs/High Achieving or STEM major Non Resident: \$25,804* per year
- Total estimated annual costs/Dual Admit Non Resident: \$24,098* per year.
- *Estimated annual costs include tuition, fees, room and board (2014-2015). Average cost for books and supplies: \$1250.
- Approximately 80 percent of undergraduates receive some form of financial aid, including grants, academic or athletic scholarships, loans, and student employment.

Admission to SU

- Prospective students must provide: a completed application form, a \$45 processing fee, official high school transcript*, recommendations*, and aptitude test results (SAT or ACT)*. The SAT essay score or writing sample will not be used in the admission decision, but will be used for English placement. (*These must be sent by the high school, the College Board, or ACT.)
- Transfer students must submit college transcripts.
- The Admissions Office operates on a rolling basis.
- Successful applications display a student's leadership ability, special talents and interests and a high school record of college preparatory courses.

UNDERGRADUATE Degree Programs

- **Accounting**, BSBA
- **Allied Health Sciences**
 - Bioscience Technology (2+2)[†]
 - Nursing (2+2)[†]
 - Occupational Therapy (2+3)[†]
 - Radiologic Sciences (2+2)[†]
- **Applied Physics**, BS
- **Art**, BA
 - Secondary Certification
- **Biology**, BS
 - Biotechnology
 - Clinical Sciences
 - Ecology and Environmental Health Professions
 - Secondary Certification (Environmental/General Science)
- **Chemistry**, BS
 - Biochemistry
 - Business
 - Computational Environmental
 - Forensics
 - Pre-Pharmacy
 - Secondary Certification
- **Communication/Journalism**, BA
 - Electronic Media
 - Print Media
 - Public Relations
- **Computer Engineering**, BS
- **Computer Science**, BS
 - Computer Graphics
 - Embedded Programming
 - Related Disciplines
- **Criminal Justice**, BS
- **Early Childhood/Elementary Education** PK-4, BSEd
- **Earth Science**, BSEd
- **Economics**, BS
 - Business
 - Mathematics
 - Political Science
 - Public Administration
 - Social Science
- **Elementary/Middle-Level Education**, BSEd
 - Language Arts
 - Math
 - Science
 - Social Studies

- **Engineering** (Dual Degree, 3+2)
- **English**, BA
 - Writing
 - Secondary Certification
- **Exercise Science**, BS
- **Finance**, BSBA
 - Personal Financial Planning
- **French**, BA
 - Secondary Certification
- **Geoenvironmental Studies**, BS
- **Geography**, BS
 - Geographic Information Systems
 - Human-Environmental Studies
 - Land Use
 - Comprehensive Social Studies, BSEd (Geography)
- **History**, BA
 - Public History
 - Comprehensive Social Studies, BSEd (History)
- **Human Communication Studies**, BA
- **Information Technology for Business Education**, BSBA
 - Secondary Certification
- **Interdisciplinary Arts**, BA
- **International Studies**, BA
 - Comparative and Global Cultures
 - Global Political Relations
 - Global Business and Economics
 - African and Middle Eastern Studies
 - Asian Studies
- **Management**, BSBA
 - Entrepreneurship
 - Human Resource
 - International Management
- **Management Information Systems**, BSBA
- **Marketing**, BSBA
- **Mathematics**, BS
 - Applied
 - Statistics
 - Secondary Certification
- **Physics**, BS
 - Applied
 - Computational
- **Physics**, BSEd

[†]Affiliation with Thomas Jefferson University College of Health Professions

- **Political Science**, BA
- **Psychology**, BA
- **Public Administration**, BS
- **Social Work**, BSW.
- **Sociology**, BA
- **Software Engineering**, BS
- **Spanish**, BA
 - Secondary Certification
- **Special Education and Early Childhood Education**, BSEd
- **Supply Chain Management**, BSBA
 - Logistics Management

Minor Programs

- **Anthropology**
- **Biochemistry**
- **Coaching**
- **Disability Studies**
- **Ethnic Studies**
- **French Cultural Studies**
- **Geographic Information Systems**
- **German Studies**
- **Gerontology**
- **Music**
- **Philosophy**
- **Reading**
- **Technical/Professional Communications**
- **Theatre**
- **Women's and Gender Studies**

GRADUATE Degree Programs

- **Administration of Justice** (MS)
- **Applied History** (MA)
- **Biology** (MS)
- **Business Administration** (MBA)
 - Management Information Systems
 - Supply Chain Management
- **Communication Studies** (MS)
 - Digital Media
 - Strategic Public Relations

- **Computer Science** (MS)
 - IT Leadership
 - Software Engineering
- **Counseling** (MEd)
 - School (K-12 Dual)
- **Counseling** (MS)
 - Clinical Mental Health
 - College
 - College Student Personnel
- **Curriculum & Instruction** (MEd)
 - Biology
 - Early Childhood
 - Elementary Education
 - Geography/Earth Science
 - History
 - Mathematics
 - Middle School Education
 - Modern Languages
- **Geoenvironmental Studies** (MS)
- **Organizational Development and Leadership** (MS)
 - Business
 - Communication
 - Environmental Management
 - Higher Education Structure and Policy
 - Historical Administration
 - Individual & Organizational Development
 - Management Information Systems
 - Public Organizations
 - Social Structure & Organization
- **Psychological Science** (MS)
- **Public Administration** (MPA)
- **Reading** (MEd)
- **School Administration** (MEd)
- **Science Education** (MAT)
- **Social Work** (MSW) (with Millersville)
- **Special Education** (MEd)
 - Behavioral Disorders
 - Certification
 - Learning Disabilities
 - Mental Retardation/Developmental Disabilities

Certification Programs

- **Principal's Certification** K-12
- **Supervisory I Certification**
- **Superintendent's Letter of Eligibility**

Certificate/Letter of Completion Programs

- **Advanced Studies in Business** (POST-BACHELOR'S)
- **Couples and Family Therapy** (POST-MASTER'S)
- **Management Information Systems** (POST-BACHELOR'S)
- **Supply Chain and Logistics Management** (POST-BACHELOR'S)



For program descriptions, go to ship.edu/admissions

Shippensburg University shapes its athletic program to fit within the overall academic goals of the university—maintaining a balance between athletics and academics.

Since 1984, the university's Office of Institutional Research has monitored the progress of our athletes in the classroom. The original study found that Shippensburg was ahead of many institutions in meeting the standards of Propositions 48 and 64—two NCAA resolutions designed to set minimum educational levels in collegiate athletes.

Proposition 64 of the NCAA established a minimum score of 700 in the SAT and a 2.0 grade point average in 11 core curriculum courses in high school. Proposition 48 carries these minimums even further and outlines availability of scholarships to freshmen athletes based on their school performance.

Incoming freshmen athletes show preparation levels comparable to those of all incoming students. In 2009, the average SAT score for incoming freshmen athletes was 993, only slightly below the SAT average for new incoming students of 1013. Both groups average in the upper two-fifths of their graduating high school classes.

Shippensburg's athletes continue to show high six-year graduation rates. Sixty-two percent of those receiving athletically related financial aid graduate within six years of enrolling. The 2009 NCAA Graduation Rate Report found that nationally, among public Division II schools, the graduation rate was 47 percent with athletes graduating at 55 percent. Retention studies by the Office of Institutional Research and Planning show male athletes at Shippensburg graduated at 58 percent and those receiving athletically related financial aid graduated at 57 percent. In addition, female athletes graduated at 74 percent and those receiving athletically related financial aid graduated at a rate of 80 percent.

Since 1975, 57 athletes have earned Academic All-America honors, including 11 in just the last two years. Six athletes have earned NCAA Postgraduate scholarships. Many more of Shippensburg's fine athletes have been nominated for regional and national honors.



Dr. Rich Zumkhwala-Cook, Faculty Athletics Representative

**2013 Fall Semester
Student-Athlete Academic Summary**

This summarizes the academic performances of the 465 student athletes on official athletic rosters during the Fall 2013 semester.

- The semester QPA for all student athletes was 2.83.
- The semester QPA for female student athletes was 3.09.
- The semester QPA for male student athletes was 2.65.
- Women's Swimming achieved the highest semester QPA at 3.49. Nine (9) other teams achieved a semester QPA of a 3.0 or greater. They were: Women's Cross Country (3.34), Women's Tennis (3.21), Field Hockey (3.17), Women's Soccer (3.15), Women's Track & Field (3.15), Men's Soccer (3.11), Softball (3.05), and Men's Swimming (3.00).
- 50% (231) of all student-athletes earned a semester GPA of 3.0 or greater.
- 20% (93) of all student-athletes earned a semester GPA of a 3.5 or greater (Dean's List).
- 4% (17) of all student-athletes earned a semester GPA of 4.0.

**2014 Spring Semester
Student-Athlete Academic Summary**

This summarizes the academic performances of the 458 student athletes on official athletic rosters during the Spring 2014 semester.

- The semester QPA for all student athletes was 2.86.
- The semester QPA for female student athletes was 3.15.
- The semester QPA for male student athletes was 2.66.
- Women's Soccer compiled the highest semester QPA by achieving a 3.49. Eight additional teams earned a semester QPA of 3.0 or higher: Women's Swimming (3.44), Women's Field Hockey (3.41), Men's Soccer (3.20), Women's Tennis (3.18), Men's Swimming (3.15), Women's Track & Field (3.13), Women's Cross Country (3.01), Men's Cross Country (3.0).
- 50% (229) of all student athletes earned a semester QPA of 3.0 or greater.
- 24% (111) of all student athletes earned a semester QPA of 3.5 or greater (Dean's List).
- 7% (33) of all student athletes earned a semester QPA of 4.0.

Shippensburg University established the Office of Academic Support Services for Student-Athletes to provide the best possible resources for enhancing the academic experiences of student-athletes. Through the coordinator, a variety of academic assistance services are available, including academic advising support, academic progress monitoring, academic counseling and referral, and assisting graduating student-athletes in researching and pursuing employment and/or opportunities for graduate education.

The Office of Academic Support Services for Student-Athletes has strong links with the Learning Center and other campus-wide programs to support the academic well being of student-athletes.

All student-athletes have the opportunity to participate in the NCAA Student Athletic Affairs. This program is committed to promoting excellence in academics, athletics, career and personal development, and community service. In addition, all incoming first-year student-athletes have the opportunity to voluntarily participate in the PACES program. PACES (Personal, Academic, and Career Exploration Seminar) is open to all incoming undeclared first-year student-athletes who want to gain greater insight into campus majors, possible careers paths, campus resources, technology, scheduling concerns, and wellness issues.

The office provides information and informed advice about academic matters to all student-athletes, and all student-athletes are strongly encouraged to use the services.

The Office of Academic Support Services for Student-Athletes is located in Horton Hall. Please contact the coordinator at (717) 477-1699 with any questions or concerns or visit our website at www.shipraiders.com.



Kurt Dunkel
Coordinator of Academic Support
Services for Student-Athletes

Kurt Dunkel returns to the role of Coordinator of Academic Support Services for Student-Athletes at Shippensburg University for the 2014-15 academic year.

It is his third year in the position, as Dunkel was appointed as an Interim Program Counselor in the Academic Success Program for the 2012-13 and 2013-14 academic years.

Dunkel is responsible for providing academic advisement, monitoring academic progress, counseling and referral, and assisting graduating student-athletes in researching and pursuing employment and/or opportunities for graduate education. He also directs the Study Table Program, Laptop Loan Program, and facilitates all programming associated with the CHAMPS/Life Skills Program.

During his graduate studies, Dunkel completed his practical counseling experiences at SU's Counseling Center and at the Counseling Center at the University of Edinburgh in Scotland. He received a master's degree in college counseling from Shippensburg University.

Dunkel has also worked at Shippensburg as an Academic Liaison/Counselor in the Academic Success Program (Act 101), providing and coordinating various support services to conditionally admitted students, in addition to a role as an interim mental health counselor in the SU Student Counseling Center.

He has also served as an adjunct instructor in the graduate department of counseling at Shippensburg – teaching a basic helping skills course. Dunkel has also taught in the Academic Success Program – teaching an introduction to higher education course.

In addition, Dunkel has served as an assistant coach of the Raider track and field program since his graduation in 1998. As a student-athlete at Shippensburg, Dunkel was an All-PSAC and All-American javelin thrower – finishing second at the NCAA Championships in 1997 and 1998.

Dunkel lives in Shippensburg with his wife Kelly and their sons, Andreas and Kieran.



ATHLETICS ADMINISTRATION

FACILITIES



Jeff Michaels

Director of Athletics

Jeff Michaels begins his sixth academic year as Shippensburg University's director of athletics in 2014-15.

Michaels served as Shippensburg's acting director of athletics for the 2009-10 and 2010-11 academic years before a permanent appointment to the position on July 1, 2011. His previous four years (2005-06 through 2008-09) were spent as the university's associate director of athletics.

Shippensburg University athletics has achieved significant success at the conference, regional and national levels during Michaels' tenure. In five years as Shippensburg's athletic director, Raider athletic programs have won 25 Pennsylvania State Athletic Conference (PSAC) championships.

SU finished eighth in the final standings for the 2012-13 Learfield Sports Directors' Cup, marking the best national finish in the history of Raider athletics. Thirteen of SU's 20 intercollegiate athletic programs recorded point totals toward the 2012-13 Directors' Cup standings. The Directors' Cup gauges the top intercollegiate athletic programs at the NCAA Division II level.

During his term as the acting director, Shippensburg won 12 conference championships spanning six sports and competed at 21 different NCAA championship tournaments or events over the course of two academic years.

Prior to Shippensburg, Michaels served five years as an assistant to the athletics director at Slippery Rock University where he worked with compliance and facilities. He also spent five years as the sports information director at Lycoming College. Prior to Lycoming, Michaels served six months as Slippery Rock's interim sports promotion and information director and one year as a graduate assistant in the same capacity.

Michaels earned his bachelor of arts in mass communication and political science from Lycoming in 1992 and his master's degree in athletics administration from Slippery Rock in 1993. In May 2009, he earned a master's degree in sport management from California University of Pennsylvania.



Carrie Michaels

Associate Director of Athletics/
Senior Woman Administrator

Carrie Michaels begins her sixth academic year as the associate director of athletics at Shippensburg University in 2014-15. She also serves the university as its senior woman administrator (SWA).

Michaels was the acting associate director of athletics from June 2009 through November 2011 before being permanently appointed to her position. She was SU's assistant athletic director for the 2008-09 academic year.

Michaels has been a valuable member of the athletic administration – particularly in the management and maintenance of the department's budget. She is also responsible for the promotion, supervision and management of fund-raising activities – in particular the Corporate Sponsorship Program and the Jane Goss Memorial Golf Tournament.

Another aspect of her work is the coordination of community service projects and community engagement initiatives. Shippensburg was honored by the NCAA three consecutive years for its community engagement through activities such as Kid's Night Out, MentorSHIP, "Jam the Gym" and the Special Olympics "Fun Meet."

Michaels came to Shippensburg in September 2006 and worked for two years as the interim coordinator of Academic Support Services for Student-Athletes. In that role, Michaels was responsible for providing academic advisement, monitoring academic progress, counseling and referral, and assisting graduating student-athletes in researching and pursuing employment and/or opportunities for graduate education.

Before Shippensburg, Michaels served as the assistant to the Athletics Director at Slippery Rock University where she coordinated all academic support services for student athletes, in addition to directing athletic fund-raising and camps and conferences.

Michaels earned her bachelor of arts in psychology and criminal justice in 1995 at Duquesne where she also competed as a student-athlete in the sport of basketball. She earned her master's degree in sport management at Slippery Rock in 2001.



Ashley Grimm

Assistant Director of Athletics

Ashley Grimm enters her fifth year as the assistant director of athletics at Shippensburg University in 2014-15.

Grimm was the acting assistant director of athletics for the 2010-11 and 2011-12 academic years before a permanent appointment to her post on July 23, 2012.

At Shippensburg, Grimm is especially active in the maintenance and enforcement of NCAA rules compliance and interpretation. Her additional responsibilities with the athletics department include game management and administrative roles.

Grimm has been an integral advisor to Shippensburg's Student-Athlete Advisory Committee (SAAC). In the 2012-13 academic year, Grimm oversaw a group of student-athletes that conducted numerous community initiatives, including a holiday gift-giving event and the annual Special Olympics Swim Meet.

From 2009-10, Grimm was an athletic department assistant and a graduate assistant women's basketball coach at her alma mater, Clarion University. Grimm was a valuable resource to the athletics department in the areas of compliance and academic performance while organizing and administering numerous events and fund-raisers.

Grimm was a four-year starting point guard on the women's basketball team at her alma mater and graduated as Clarion's all-time assists leader with 569. She scored 807 points and collected 217 steals (sixth-most in school history). Grimm was also a co-captain and letter winner on Clarion's first-ever women's golf team.

A four-time PSAC Scholar Athlete, Grimm graduated summa cum laude from Clarion in 2008 with a bachelor's degree in biology while enrolled in the honors program.

After receiving a NCAA postgraduate scholarship, Grimm was inducted into Beta Gamma Sigma honor society for nationally accredited business programs and received her MBA from Clarion in 2010. She is currently seeking her doctorate.



Student Recreation Center

The 64,000 square-foot Student Recreation Center, which operates under the moniker of "ShipRec", provides the following amenities to the Shippensburg University community: 39 cardiovascular machines with televisions, 15 Cybex Eagle Circuit Power Lift Stations, a free weight area, four multi-purpose courts for volleyball, basketball, tennis and badminton, an 1/8 mile elevated running track, an 1,800 square-foot fitness studio and two racquetball courts.

ShipRec opened in March 2008. The primary clients of ShipRec are the non student-athletes who currently attend Shippensburg, but the facility can be used in emergencies for athletic team practices or other uses. Additional people that are eligible for memberships are faculty and staff members, graduate students, university retirees (as identified by Human Resources), alumni, donors, trustees and other accepted affiliates.



Athletics Weight Room

The Athletics Weight Room, located in the basement of Heiges Field House, is a new weight training and exercise facility constructed exclusively for use by the student-athletes on the campus of Shippensburg University. It opened in time for the 2009 winter semester. The facility is typically open Monday through Thursday from 10 a.m. to 7 p.m. and on Fridays from 10 a.m. to 5 p.m. Teams have the opportunity to perform group exercises and lifts.

The center features state-of-the-art equipment, including Precor Cardio products, six PowerLift stations, 12 different Cybex Eagle stations, a Cybex Modular station, numerous Hoist free weight stations, a plethora of weight and barbells and various medicine balls along with additional fitness resources.

SU STUDENT ASSOCIATION FIELD AT SETH GROVE STADIUM

Seth Grove Stadium opened on Sept. 9, 1972 with the inaugural football game between Shippensburg and Bloomsburg. Behind three touchdowns from fullback Johnny Seigle, the Red Raiders defeated the Huskies, 28-14. Seigle scored the first touchdown in the history of the stadium on a 2-yard run in the first quarter.

The stadium is named for the late J. Seth Grove, former faculty member and coach at Shippensburg. Grove graduated from Shippensburg in 1910 where he starred in basketball and baseball. He joined the university faculty in 1920 and coached the football team to a 6-2 record.

Grove became chairman of the mathematics department in 1921 and did not re-enter coaching until 1930 as head coach of the baseball team. He coached until 1935 and then became the athletic director, a position he held until 1946. Grove retired from teaching in 1952.

Seth Grove Stadium is part of a 50-acre athletic facility that includes Heiges Field House (basketball and volleyball), Fairchild Field (baseball), three football practice fields, David See Field (soccer), Henderson Gymnasium, Robb Sports Complex (field hockey and lacrosse), Robb Field (softball) and Eckels Field.

The stadium's capacity of 7,700 has 6,700 seats in the main grandstand and 1,000 seats on the visitors' side of the field. Originally it had a capacity of 7,600. From 1987-89, temporary bleachers were set up beyond the north end zone for football games and commencement, boosting the capacity to 8,200.



In 1990, the bleacher seating on the visitors' side was removed for safety reasons and 600 temporary seats were moved from the end zone to the visitors' side, giving the stadium a capacity of 7,300. In 1991, the new visitors' bleachers were built, reaching the current capacity of 7,700. If necessary, temporary bleachers can be added to the end zone.

In 2004, the Red Raiders played seven home games and drew a school-record 36,578 fans, an average of 5,225 per game. The record average of 6,625 was set in four games in 1979 and the largest single-game attendance in school history was 9,200 fans, set on October 12, 1985 against Millersville. In 1991, Shippensburg was ranked 15th in the country among NCAA Division II schools for attendance, averaging 6,050 per game.

A crowd of 12,000 spectators for the 1976 state championships, which included the crowd at the weight throwing events just north of the main grandstand, was the largest for any event held at the stadium.

Following the 2009 season, the natural grass surface was excavated and replaced with Fieldturf®. The crown on the field was removed and additional drainage was installed below the playing surface. The construction marked the first changes to the playing field since the stadium's construction in 1972.

In 2010, the university's board of trustees commissioned a new name for the field: SU Student Association Field at Seth Grove Stadium. The artificial turf renovation was completed with financial assistance from the SU Student Association.

The locker room facilities underneath Seth Grove Stadium were renovated in advance of the 2011 season. Among the improvements includes a brand new rubberized floor surface, 110 new lockers, and paint throughout the locker rooms. A new video scoreboard was also installed.



COACHES

HEAD COACH



Mark Maciejewski

Head Coach
Shippensburg '92/'96M
4th year at Shippensburg
@CoachMacShipU

In 2014, Mark Maciejewski '92/'96M enters his fourth season as the head football coach at his alma mater, Shippensburg University.

Through three seasons, Maciejewski has guided the Red Raiders to a 25-10 record – marking the most wins in a three-year period in 109 years of organized football history at Shippensburg University.

His mantra for the Red Raiders is “Shared Vision, Common Goals, Consistent Winner.” Already in his tenure, Maciejewski has overseen back-to-back-to-back winning seasons for the first time since 2002-04, re-written 116 school records and outscored the opposition by an average of 15 points per game.

Academically, SU has had five Capital One Academic All-District honorees in three years under Maciejewski – including two-time Academic All-American Mike Frenette. For the 2013-14 academic year, 16 Red Raiders were named PSAC Scholar-Athletes to pace the men's athletic programs at Shippensburg.

Maciejewski (pronounced muh-CHESS-key) was named head coach on Dec. 8, 2010. Maciejewski, known as 'Mac,' is in his fourth different coaching role with his alma mater and will begin his 14th overall season at Shippensburg in 2014.

The 2013 campaign – Maciejewski's third at the helm of the Red Raiders – featured seven wins and a No. 8 position in the Atlantic Region rankings during the regular season. SU also won its first three home games, resulting in a school record of 12 consecutive victories at Seth Grove Stadium Nov. 5, 2011 through Oct. 26, 2013.

In three years, the Red Raiders are 14-3 at Seth Grove Stadium and have scored at least 17 points in every home game under Maciejewski – averaging 43 points per contest.

Also in 2013, SU set or tied 38 school records. Defensive linemen Jake Metz became the first Red Raider defensive player to ever win a PSAC Player of the Year award and was honored as SU's first AFCA All-American since 2009, while wide receiver Trevor Harman earned Associated Press (AP) All-America honors after leading Division II with 22 touchdown receptions.

In 2012, Maciejewski was named the AFCA Division II Region 1 Coach of the Year and PSAC Eastern Division Coach of the Year while being selected as one of five finalists for Liberty Mutual's Division II Coach of the Year award. Maciejewski guided the Red Raiders to an 11-2 record, the second round of the NCAA playoffs and their first postseason victory since the 1991 season.

In just his second year at the helm, Maciejewski instructed a group of players that opened the season with 10 consecutive victories, played in the PSAC “State Game,” earned the No. 3 seed for Super Region 1 in the 2012 NCAA Football Championships and broke or tied 73 school records along the way.

SU hosted No. 4 seed Bloomsburg in the opening round of the post-season and defeated the Huskies, 58-20. The triumph marked the first NCAA tournament victory for Shippensburg since 1991 – a season in which Maciejewski was an All-American nose guard for the Red Raiders – and also marked just the second time in school history that a SU squad achieved 11 or more victories in a season.

Maciejewski's Red Raiders scored 609 points and 83 touchdowns en route to 6,889 yards of total offense in 2012 – leading the nation in total offense (529.92) and ranking second in scoring offense by averaging 46.8 points per game. In two seasons, SU has scored 1,020 points.

Spearheading the offense was quarterback Zach Zulli, the 2012 Harlon Hill Trophy winner as Division II's top football player. Zulli led all divisions of college football with 54 touchdown passes and 4,747 passing yards – tying the NCAA single-season record for touchdown passes in a season while breaking NCAA single-season records for points responsible for in a season (344) and touchdowns responsible for in a season (57).

His defense contributed to six new school records – including six defensive touchdowns scored in one season and 11.5 sacks by lineman Jake Metz. Both Zulli and Metz were named to the 2012 Associated Press (AP) Little All-America Teams, marking the first Red Raiders to be honored since current Miami Dolphin Brent Grimes in 2005.

In 2011, the Red Raiders posted only their second winning season since 2004 – highlighted by a four-game winning streak to close out the season. In its seven victories, Shippensburg scored at least 40 points and outscored its opponents by a 327-94 margin to boast an average victory of 33.2 points. SU set five offensive single-season school records and led the NCAA with 25.5 first downs per game.

Maciejewski's coaching expertise is primarily on the defensive side of the ball, and in his debut season as head coach, the defense also etched its name in school annals.

The Raider defense finished the season with 93 tackles for loss, good for the second-most in a single season since 1979. It also amassed 38 sacks, the most since 1991 and the third-most overall in school history. Those 38 sacks – which tied SU for fifth in Division II – added up to 292 yards lost by the opposing offense, which became a new school record.

The defensive unit tied for fifth nationally in sacks, tied for eighth in red zone defense and tied for ninth in interceptions. It was 15th in tackles for loss and 23rd in fewest third downs allowed.

Maciejewski began his coaching career as an SU graduate assistant in 1995 and 1996. After stints at James Madison and Saint Francis, he returned to coach the SU secondary from 2000-02 before serving as the defensive coordinator from 2003-04. From 2006-10, Maciejewski was named Shippensburg's assistant head coach and was once again charged with leading the secondary.

The Red Raider defense has boasted 41 All-PSAC selections in Maciejewski's 10 seasons as SU's head coach, associate head coach or defensive coordinator. In three years as the head coach, Maciejewski's teams have totaled 20 All-PSAC selections on defense – seven in 2013, seven in 2012 and six in 2011.

With Maciejewski on the sidelines, Shippensburg has totaled 19 All-PSAC selections from the defensive backfield – including at least one first-team honoree from 2003-09.

As a defensive lineman from 1989-92, Maciejewski was one of the most intimidating players in Red Raider football history and is one of just three players in program history to receive All-PSAC First Team honors in three consecutive seasons at the same position.

Maciejewski finished his playing career with 23 sacks (one shy of the school record) and 28 tackles for loss as a nose guard. He earned *Weekly Football Gazette* and *Associated Press* Third Team All-America honors in 1991 and 1992, respectively while playing on one of the school's five teams to advance to the NCAA Division II Football Championship in 1991.

He was elected to the Shippensburg University Athletics Hall of Fame in October 2010 and earned both his bachelor's and master's degrees in environmental science.

In 2010, the Red Raiders were ranked 25th in Division II with nearly eight tackles for loss per game while also ranking among the nation's Top 50 teams for both turnover margin and sacks per game. Shippensburg had at least one sack in all 11 games in 2010 and has been held without a sack in just three games over the last three years.

In 2009, Shippensburg's ferocious defense produced numerous record-setting performances en route to the conference championship and was

HEAD COACH

among the top ranked units in the nation for several categories. SU ranked among the Top 40 teams in Division II for sacks (2.58/game), pass efficiency defense (109.39) and tackles for loss (7.3/game).

Among Red Raider annals, Shippensburg had the now-third-most tackles for loss in a single season with 88 and the now-fourth-most sacks in a single season with 32. Nine Red Raiders had both multiple tackles for loss and sacks during the season. Fourteen players had multiple tackles for loss and nine players had at least one sack in 2009 while nine different players had at least one interception – the first time that an SU squad had done so in 10 years.

In 2008, Shippensburg's pass defense was one of the strongest in Division II, ranking 13th out of 148 teams in the nation and third in the highly competitive Pennsylvania State Athletic Conference (PSAC). Overall, the Red Raider defense ranked 36th in Division II.

Maciejewski served as the team's defensive coordinator for two seasons in 2003 and 2004 and masterminded one of the best overall units in Division II. During that time, Shippensburg compiled an 18-5 record and the Red Raider defense led the PSAC in scoring defense, rushing defense, pass defense efficiency and total defense while also ranking second in pass defense twice and turnover margin in 2004.

Shippensburg finished second in the nation in scoring defense and fifth in total defense in 2004 after being ranked fourth in total defense and fifth in scoring defense in 2003. The Red Raiders were also 11th in Division II in rushing defense in 2004 and 13th in 2003 while ranking fifth in pass defense efficiency in 2003 and ninth in 2004.

Before Maciejewski was named defensive coordinator, Shippensburg was ranked 27th in the nation in total defense in 2002 and 28th in 2001.

Maciejewski's work with the defensive backs could also be seen over the course of three seasons from 2002-04 as Shippensburg totaled 57 interceptions during that time, increasing from 13 in 2002 to 19 in 2003 and to 25 in 2004.

In 2004, the Red Raider defense had nine of its 11 players named All-PSAC Western Division, an increase from four the previous year, including three of the four defensive backs as Brent Grimes and Mike Street both earned first team selections while Antonio Williams received second team honors.

Maciejewski was instrumental in the recruitment and mentorship of Grimes, who finished his career as the PSAC's all-time leader in career interceptions with 27. Grimes, a three-time college All-American and one of two Red Raiders active in the National Football League (NFL), capped off a breakthrough 2010 season by intercepting all-pro quarterback Peyton Manning in the Pro Bowl.

Grimes was selected to his second Pro Bowl squad in 2014 with the Miami Dolphins after a campaign that included 60 tackles, 17 passes defended and four interceptions – including one that he returned 93 yards for a touchdown. Grimes also won a World Bowl Championship with the Hamburg Sea Devils in 2007.

Maciejewski served two years as the SU graduate assistant in 1995 and 1996 before serving as the defensive ends and assistant special teams coach in 1997 for Division I-AA James Madison. He then moved to assistant secondary coach for the Dukes in 1998.

In 1999, Maciejewski was the defensive coordinator at Saint Francis (Pa.) where the Red Flash ranked sixth in the Northeast Conference in total defense and fifth in sacks and opponent third-down conversions.

A native of Punxsutawney, Maciejewski and his wife Tricia currently live in Shippensburg and are the proud parents of their two sons: Brady and Levi.

PERSONAL

Alma Mater	Shippensburg '92/'96M
Family	Wife, Tricia; Sons, Brady and Levi
Years in Coaching (College)	18

COACHING EXPERIENCE

Shippensburg University	
2011-present	Head Coach
2006-2010	Assistant Head Coach - Secondary
2003-2004	Assistant Coach/Defensive Coordinator/ Secondary
2000-2002	Assistant Coach - Secondary
St. Francis University	
1999	Assistant Coach - Defensive Coordinator
James Madison University	
1998	Assistant Coach - Secondary
1997	Assistant Coach - Defensive Ends/ Special Teams
Shippensburg University	
1995-96	Graduate Assistant Coach



ASSISTANT COACHES



Mike Burket

Defensive Coordinator/
Linebackers
IUP '92
13th year at Shippensburg

Mike Burket returns for his 13th season as a full-time assistant coach at Shippensburg University, including his 10th as the team's defensive coordinator and his 12th as the primary instructor to the Red Raider linebackers.

The 2014 campaign marks Burket's 25th year as a football coach. At Shippensburg, Burket also plays an important role in organizing and arranging community engagement activities for the football team in addition to being responsible for the team's travel arrangements.

Burket is well versed in the art of defense. In 11 seasons as the team's linebackers coach, Burket has had 10 players receive 18 All-PSAC designations, including at least one each season.

The Red Raider defense has boasted 44 All-PSAC selections in Burket's nine seasons as defensive coordinator, with 14 of the selections being linebackers.

In 2013, the Red Raider defense led the PSAC during the regular season with 36 sacks. The team also recorded 94 tackles for loss – the second-highest single-season total in school history. Seven starters earned All-PSAC accolades including defensive end Jake Metz, who became the first Red Raider defensive player to ever win a PSAC Player of the Year award.

In 2012, Metz had 11.5 sacks to set a new single-season record and Cody Fleming set the career tackles for loss record. Additionally in 2012, SU's defense ranked seventh in the country in turnover margin (1.31), recovering 18 fumbles and intercepting 20 passes.

In 2011, the SU defense totaled 93 tackles for loss. The Red Raiders finished tied for eighth in the country in red zone defense and amassed 38 sacks, the most since 1991.

Burket joined the staff as an assistant coach in 2002 after two seasons as the head coach at Shippensburg Area Senior High School. In his first season with the Red Raiders, he coached the safeties before beginning his work with the linebackers.

In 1999, Burket was the athletic director for the Tyrone Area School District. Burket was an assistant coach at Juniata College in 1997 and 1998.

For seven years, Burket was a member of the United States Army Reserve in Mill Creek before receiving an honorable discharge in May of 1994.

A 1992 graduate of IUP, Burket began his coaching career as an assistant coach at Huntingdon Area High School from 1989-92. He then served as an assistant coach at Waynesboro High School from 1993-94 before returning to Huntingdon where he was the head coach from 1995-96.

Burket was an assistant coach at Juniata College in 1997-98. In 1999, Burket was the athletic director for the Tyrone Area School District. He also has four years of teaching experience, two each at Waynesboro Area and Huntingdon Area Senior High School.

For seven years, Burket was a member of the United States Army Reserve in Mill Creek before receiving an honorable discharge in May of 1994.

A native of Huntingdon, Burket and his wife Angela currently live in Shippensburg with their daughter, Cierra.

PERSONAL

Alma Mater	IUP '92
Family	Wife, Angela; Daughter, Cierra
Years in Coaching (College)	25

COACHING EXPERIENCE

Shippensburg University	
2005-present	Assistant Coach/ Defensive Coordinator/Linebackers
2003-04	Assistant Coach/Linebackers
2002	Assistant Coach/Safeties

Shippensburg Area High School	
2000-01	Head Coach

Juniata College	
1998	Assistant Coach/Defensive Coordinator/ Director of Football Operations
1997	Assistant Coach/Offensive Coordinator

Huntingdon Area High School	
1995-96	Head Coach

Waynesboro High School	
1993-94	Assistant Coach

Huntingdon Area High School	
1989-92	Assistant Coach



For full bio, visit:
shipraiders.com/mikeburket

ASSISTANT COACHES



Joe Davis

Offensive Coordinator/
Quarterbacks
Adrian '02/Wayne State '05M
2nd year at Shippensburg
@CoachJoeDavis

Joe Davis enters his second season as the offensive coordinator and quarterbacks coach at Shippensburg University.

In his inaugural season as the architect and director of Shippensburg's offense, Davis instructed a prolific passing attack that averaged 335 yards per game through the air – ranking eighth in Division II. SU averaged 37.4 points per game and racked up 465 yards per game.

Davis also provided influential tutelage to Harlon Hill quarterback Zach Zulli, who went on to sign with the Montreal Alouettes in the Canadian Football League. Zulli led the PSAC and finished fourth in the nation with 35 touchdowns as a senior while leading the PSAC with an average of 318.2 passing yards per game. Zulli also led the PSAC and ranked eighth in the country with 228 points responsible for.

Prior to Shippensburg, Davis amassed 10 seasons as a collegiate assistant – including four years as the offensive coordinator and quarterbacks coach of the highly successful Division III program at Wheaton College in Illinois. The Thunder made six NCAA Tournament appearances in a 12-year period and had 17 of its past players sign NFL contracts.

From Davis's arrival at Wheaton in 2009, the Thunder averaged more than 35 points and 400 yards per game while tallying 18 All-Conference (CCIW) selections on offense, two All-Americans and one CCIW Offensive Player of the Year.

In 2012, Wheaton's offense was ranked in the Top 15 for NCAA Division III in three major offensive categories: scoring offense (11th, 40.0 ppg), total offense (15th, 478.2 ypg) and passing offense (15th, 315.5 ypg).

In February 2013, Davis participated in the 2013 NCAA and NFL Coaches Academy in Charlotte. The program provided 30 coaches from NCAA institutions and 30 coaches from NFL teams with an opportunity to gain further knowledge and insight into the world of coaching.

Before arriving at Wheaton, Davis spent three seasons at North Park University as its associate head coach, offensive coordinator and quarterbacks coach. While in Chicago, his offenses produced five All-CCIW performers (including one All-American) and the quarterbacks combined to break six school passing records.

From 2003-05, Davis was the quarterbacks coach at Wayne State, a perennial Division II power. The Warrior quarterbacks combined to throw for over 5,500 yards and break five school records during his tenure.

Davis played his college ball at Adrian College, where he was the starting quarterback. He finished his collegiate career with eight school records and was a two-time team captain.

He continued his playing career after college, traveling overseas to play quarterback and work as the offensive coordinator for the Vienna Rangers in Austria in 2003. Davis also spent three seasons as a quarterback in both the National Indoor Football League (NIFL) and the Arena Football League (AFL), playing for the Lubbock Lonestars, Fayetteville (NC) Guard and Evansville Bluecats in the NIFL and for the Green Bay Blizzard and the Columbus Destroyers in the AFL.

Davis is a native of Brighton, Michigan. He earned his B.A. in Communications from Adrian in 2002 and received an M.A. in Sports Administration from Wayne State in 2005. Joe and his wife Whitney are the proud parents of a young daughter, Zoey.

PERSONAL

Alma Mater	Adrian '02/Wayne State '05M
Family	Wife, Whitney; Daughter, Zoey
Years in Coaching	11

COACHING EXPERIENCE

Shippensburg University	
2012-present	Assistant Coach/ Offensive Coordinator/Quarterbacks

Wheaton College	
2009-12	Assistant Coach/ Offensive Coordinator/Quarterbacks

North Park University	
2006-08	Associate Head Coach/ Offensive Coordinator/Quarterbacks

Wayne State University	
2003-05	Graduate Assistant/Quarterbacks



For full bio, visit:
shipraiders.com/joedavis

ASSISTANT COACHES



Pete Lee

Offensive Line/Kickers
Cornell '85/Shippensburg '01M
18th year at Shippensburg

Pete Lee, the longest tenured coach with the Red Raiders, returns for his 18th season as an assistant. His primary instruction is devoted to the offensive linemen, and he also continues to coach the kickers. Lee has been a collegiate football coach for 29 years.

Since arriving at Shippensburg for the 1997 season, Lee has instructed 14 Red Raider linemen to a total of 18 All-PSAC awards. His previous work with the team's tight ends included seven All-PSAC honorees – including three consecutive First Team performers from 2001-03.

Over the last three years, Lee has adapted the offensive line from a unit designed for the Wing-T to a group predicated on supporting a potent spread offense. Despite SU attempting 1,151 drop backs over the last two years, the offensive line has yielded just 52 sacks (one per every 22 passes attempted).

In 2012, a campaign in which Shippensburg led Division II in total offense (529.92) and ranked second in passing offense (387.69), Lee coached a line that yielded just 16 sacks in 13 games while SU's quarterbacks totaled 581 pass attempts (44.6 per game). SU broke or tied 73 school records in the process.

From 2006-10, Lee was Shippensburg's offensive coordinator. In 2009, Shippensburg scored at least 21 points in all 12 games of the season, a feat never before achieved in 105 seasons of organized football at the university.

Lee is also a long-time contributor to Shippensburg's special teams units and has mentored several of SU's best kickers in school history. Under Lee's supervision, Drew Newcomer kicked the longest field goal (49 yards) in school history in 2013, punter Kyler Ford set four school records and was invited to the 2009 Valero Cactus Bowl and kicker Jamie Reder concluded his career in 2007 after totaling 244 points, the most ever by an SU kicker.

Among his work with the tight ends includes mentorship of Joel Gamble and Brian Sekel. Sekel was an All-PSAC First Team player in 2002 and an All-PSAC Second Team player in 2004; Gamble was an All-PSAC First Team player in 2003. Gamble spent time in NFL camps with the Tennessee Titans and the Cleveland Browns.

Following his playing career, Lee began his coaching career as the freshman defensive line coach at Cornell in 1986, a position he held for two seasons.

Lee became the graduate assistant at West Chester in 1988 where he served as the special teams coordinator and coached the defensive line before being promoted to assistant coach in 1989. Lee then spent the next five seasons as the offensive line coach and recruiting coordinator under head coach Rick Daniels.

In 1994, Lee moved to Division I-AA Morehead State in Kentucky where he served as the offensive line coach and managed the Phil Simms Weight Training Facility and the academic support program before coming to Shippensburg prior to the 1997 season.

A 1985 graduate of Cornell with a bachelor of science degree in agriculture, Lee was a three-year letterman for the Big Red as an offensive lineman from 1981-83. He would later earn his master's degree in educational administration from Shippensburg in 2001.

A native of Salamanca, New York, Lee and his wife Susan live in Shippensburg with their daughters Erin and Megan. Susan also works at Shippensburg as an assistant in financial aid and admissions.

PERSONAL

Alma Mater	Cornell '85/Shippensburg '01M
Family	Wife, Susan; Daughters, Erin and Megan
Years in Coaching	29

COACHING EXPERIENCE


Shippensburg University
1997-present * Assistant Coach/Offensive Line/Special Teams

Morehead State University
1994-97 Assistant Coach/Offensive Line

West Chester University
1989-94 Assistant Coach/Offensive Line/
1988-89 Assistant Coach/Defensive Line/
Special Teams Coordinator

Cornell University
1986-87 Assistant Coach/Freshmen Defensive Line

* Lee was Shippensburg's offensive coordinator from 2006-10.



For full bio, visit:
shipraiders.com/petelee

ASSISTANT COACHES



J.C. Morgan

Assistant Coach/Running Backs
Bucknell '04
10th year at Shippensburg
@CoachJCMorgan

J.C. Morgan returns for his 10th season at Shippensburg as a full-time assistant coach. Morgan has established a reputation of excellence and success for his work with the team's running backs and his numerous, integral

off-the-field roles – including titles as the team's recruiting coordinator, video coordinator and academic coordinator.

A key voice on the offensive front, Morgan has played a pivotal role in a team that has broken more than 100 school records over the past two seasons. In 2012, Morgan contributed to a coaching staff that oversaw an SU offense that scored 609 points and 83 touchdowns en route to Division II's best mark in total offense (529.92 yards per game).

Through nine seasons coaching the running backs, Shippensburg has had 11 All-PSAC performers at the position – including four consecutive First Team backs from 2007-10. With the inclusion of tailback Mike Frenette being honored as a return specialist in 2011, Morgan has mentored an All-PSAC running back every year he has been with the Red Raiders.

In 2013, Morgan oversaw the development of Blair Brooks – whose 908 rushing yards and 6.8 yards per carry average resulted in being named the Most Improved Red Raider at the team's annual awards banquet. It was the second time in three years that a Red Raider back surpassed the 900-yard mark despite the team's proclivity to pass the ball.

Among the primary contributors to SU's record-setting 2012 season was Mike Frenette, a two-time Academic All-American who finished the season with 861 rushing yards and nine touchdowns. By catching 56 passes out of the backfield, Frenette set a single-season record for most receptions by an SU back and amassed 598 receiving yards, scoring twice more.

During Morgan's tenure as the running backs coach, Shippensburg has always ranked among the top eight teams in the conference in rushing, including third in 2011 and fifth in 2007.

In May 2012, Morgan traveled to Dallas to participate in the NCAA and NFL Coaches Academy, which provides education to coaches on the various aspects of securing, managing and excelling in their current and future positions. Morgan was one of 30 coaches from the NCAA (in addition to 30 NFL coaches) that attended the three-day program.

Prior to Shippensburg, Morgan spent one season as an assistant coach at Moravian College in 2004, also working with the running backs.

An accomplished runner himself, Morgan was a fullback at Bucknell University where during the 2001 season, he led the Bison in yards per carry average while tying for the team lead in touchdowns. He totaled three varsity letters and earned his bachelor's degree in business administration from Bucknell in 2004.

As a senior at Bucknell, Morgan served as an assistant varsity football coach at Lewisburg High School in addition to serving as an assistant on the basketball team. While in high school, he served as a running backs coach for the M.O.T. Youth Football organization in his hometown.

A native of Middletown, Delaware, Morgan is a member of the American Football Coaches Association and has served on the minority issues committee since 2005. He and his wife Melissa live in Carlisle and are the proud parents of a young daughter, Daniella.

PERSONAL

Alma Mater	Bucknell '04
Family	Wife, Melissa; Daughter, Daniella
Years in Coaching	12

COACHING EXPERIENCE

Shippensburg University
2005-present Assistant Coach/Running Backs

Moravian College
2004 Assistant Coach/Running Backs

Lewisburg High School
2003 Assistant Coach



For full bio, visit:
shipraiders.com/jemorgan

ASSISTANT COACHES



Mick Chronister

Defensive Line
Shippensburg '88
5th year at Shippensburg

Mick Chronister is in his fifth season as a coach at Shippensburg University and his fourth since returning to his alma mater in 2011. The 2014 campaign marks his 27th season overall as a football coach.

Chronister re-joined the SU coaching staff in 2011 as an assistant coach working primarily with the defensive line. He was a student/graduate assistant offensive line coach for the Red Raiders in 1988.

In three years as SU's defensive line coach, the Red Raiders have totaled 105 sacks – a total that is the best in the PSAC by 12 sacks for that timespan.

Over the last three seasons, SU's defense has amassed 279 tackles for loss (TFLs). The Red Raiders had 94 tackles for loss in 2013 and 93 TFLs in 2011, which are the second and third-highest single-season totals in school history. The 38 sacks recorded by SU in 2011 are the most since 1991 and the third-most in a single season in school history.

Among the many talented linemen Chronister has instructed includes two-time AP All-American Jake Metz, who finished his storied career as SU's all-time career sack leader (30.5; previous record was 24) and 55 TFLs, also a school record. He set the school record of 11.5 sacks in a single season in 2012 and finished with 11 in 2013.

From 1984-87, Chronister was a defensive tackle under head coach Joe Bottiglieri. He was a three-year letterman and served as a team captain during his senior season in 1987. Chronister's senior season included 28 tackles, two sacks and four fumble recoveries – which at the time was the second highest single-season total in school history.

Overall, in three years as a regular, Chronister totaled 55 tackles and three sacks in 29 career games. He graduated in 1988 with a degree in history.

Chronister spent 15 seasons as an assistant coach at nearby Dickinson College, where he served as a defensive line coach for the Red Devils. He also spent six years as a coach at Northern High School and one year as an assistant at Boiling Springs High School.

A native of Aspers, Chronister graduated from Biglerville High School – where he earned All-Blue Mountain league honors. He has been a teacher at Northern High School since 1989 and currently works in Alternative Education. Chronister resides in Carlisle with his wife, Debbi, and children, Ty, Kija and Jake.



Ron Kerr

Offensive Line/Tight Ends
Penn State
4th year at Shippensburg

Ron Kerr is in his fourth season on the Red Raider coaching staff and works as an offensive assistant. He focuses his attention along the offensive line and will also work with the tight ends in 2014.

Kerr teams up with full-time assistant coach Pete Lee to instruct an offensive line tasked with protecting the signal caller of a spread offense. Despite SU attempting 1,151 drop backs over the last two years, the offensive line has yielded just 52 sacks (one per every 22 passes attempted).

SU's offensive line allowed just 12 sacks over the course of 496 drop backs through 11 regular season games in 2012, while the Red Raiders led Division II in total offense (529.92) and ranked second in passing offense (387.69) and scoring offense (46.85).

In his first season (2011), Kerr helped coach an offensive line that was the backbone of an offense that finished the regular season second in the PSAC in scoring (37.4 points per game) and total offense (464 yards per game). Lineman Chris Restino earned a spot on the All-PSAC Second Team Offense and was SU's only offensive player to earn all-conference laurels.

Kerr, a member of the Minor League Football News Hall of Fame, was the long-time owner and head coach of the Central Penn Piranha – an organization dubbed as “the winningest team in minor league history.”

He served as the Piranha owner for eight years (2006-13) and its head coach for seven years (2007-13), compiling a record of 92-5 along the way

Over the course of 15 years, the Piranha won more than 200 games, eight league titles and three national titles. Central Penn was consistently ranked among the Top 10 minor league football programs in the country.

Kerr, named the 2012 Gridiron Developmental Football League (GDFL) Head Coach of the Year, also played four seasons with the Piranha as an offensive lineman.

In addition to his role with the Piranha, Kerr served two years as the offensive and defensive line coach for the Harrisburg Stampede of the American Indoor Football Association (AIFA).

Kerr is a graduate of Penn State University's Sheriff's Academy in State College and is a Deputy Sheriff with the Cumberland County Sheriff's office. He currently resides in Carlisle with his wife and daughter.



ASSISTANT COACHES



Tony Johnson

Defensive Backs
Shippensburg '02
9th year at Shippensburg

Tony Johnson is in his ninth season as a volunteer assistant coach at Shippensburg. He contributes to special teams work but primarily provides instruction to the defensive backs alongside his former position coach, current head coach Mark Maciejewski.

At the conclusion of the 2013 season, all four starters in SU's secondary – defensive backs Phil Boyd and Avery Coleman, and safeties Tyriq Kershaw and Mike Goode – had earned at least one All-PSAC classification from the league's coaches.

In 2012, SU intercepted 20 passes and scored a school-record six defensive touchdowns.

One of the most exciting players in the PSAC during his career, Johnson was a four-year letterman for the Red Raiders from 1999-2002, serving as a team captain as a senior. He played in all 44 of Shippensburg's games during his career, totaling 180 tackles, 31 pass breakups, six interceptions and eight blocked kicks which ranks third all-time in school history.

As a junior in 2001, Johnson was involved in five blocked field goals, three of which he blocked himself. He returned two for touchdowns to set a new Shippensburg single-season and career record for blocked kicks.

In the season finale at Kutztown, the score was tied with less than two minutes to play when Johnson blocked a field goal attempt and raced 72 yards for the touchdown to give Shippensburg an eventual 24-23 victory.

Johnson added 53 tackles, three interceptions and six pass breakups in 2001 while serving as the team's leading punt returner with an average of 6.4 yards per return.

In 2000, Johnson used his knack for blocking kicks to lead the Red Raiders to a 17-14 victory at East Stroudsburg. After he recovered a Warrior fumble in the end zone to tie the game at 14-14 and send it into overtime, Shippensburg held a three-point lead when Johnson blocked an East Stroudsburg field goal attempt to win the game. He was PSAC Western Division Defensive Player of the Week for his performance.

After red-shirting in 1998, Johnson's impact the following year led to him earning 1999 PSAC Western Division Rookie of the Year, a spot on the All-PSAC Western Division First Team and Division II All-Freshman Team honors from usafootball.com.

In addition to his career-best 59 tackles, he had a team-high seven pass breakups, two blocked kicks and an interception return for 48 yards versus California (Pa.) that led to a Red Raider touchdown. Also that game, he blocked a field goal to preserve Shippensburg's 30-0 shutout victory.

A native of Dover and 1997 graduate of Dover High School, Johnson also ranks second in Shippensburg history for pass breakups in a season, totaling 13 in 2000, and a career with 31, second only to current Atlanta Falcon Brent Grimes who had 37.

As a return specialist, Johnson ranks fourth in school history in punt returns and punt return yardage, totaling 62 for 439 yards. His 99 combined punt and kick returns are also fourth as are his 1,348 combined kick return yards.



Jeff Tomasetti

Wide Receivers
Shippensburg '13
2nd year at Shippensburg

Jeff Tomasetti '13 returns to the Red Raider coaching staff in 2014 as the team's wide receivers coach. He spent five years with the program as a player from 2008-12.

In his first season as a Red Raider coach, the SU wide receivers led the PSAC with 309 receptions and averaged 7.1 yards per catch. Among the group was All-American Trevor Harman, who caught 105 passes for 1,421 yards and 22 touchdowns (all school records).

A native of Claymont, Del., Tomasetti was a valuable team leader as a backup quarterback and special teams contributor during his playing career and was named a senior captain in 2012.

He won the Red Raider Pride Award as a junior and senior for his leadership and commitment to excellence. In his final season, Tomasetti was also honored with the George & Meriem Kaluger Award as the special teams player of the year.

He graduated from Shippensburg in May 2013 with a B.S. Ed. in his history/social studies certification.



Marc Hull

GA/Defensive Backs
San Diego State '08
2nd year at Shippensburg

Marc Hull returns for his second year as the graduate assistant football coach at Shippensburg University. Hull focuses his work with the defensive backs and also fulfills roles in recruiting, video coordination, break down, practice preparation and scouting.

At the conclusion of the 2013 season, all four starters in SU's secondary – defensive backs Phil Boyd and Avery Coleman, and safeties Tyriq Kershaw and Mike Goode – had earned at least one All-PSAC classification from the league's coaches over the last two years.

Hull spent the 2012 season coaching at Kentucky Christian University, a NAIA school where he worked primarily with the outside linebackers. Hull coached alongside former NFL players at KCU, including Hank Potat and Mike Furrey.

Prior to Kentucky Christian, Hull coached two seasons at West Los Angeles College. With the Wildcats, Hull instructed the secondary and linebackers while overseeing special teams.

Hull played collegiately at San Diego State. He earned four varsity letters as a linebacker for the Aztecs, graduating in 2008 with a degree in social science.

A native of Carson, Calif., Hull was also an All-State football player for Narbonne High School where he helped the Guachos win back-to-back Los Angeles City 3A titles as a quarterback and utility player.

The Department of Sports Medicine is a comprehensive collection of allied health care professionals working in collaboration to provide the best possible health care to the student-athletes at Shippensburg University. A major emphasis by the Department of Sports Medicine is the prevention, evaluation, diagnosis, treatment, rehabilitation and student-athlete education of various sports related injuries and medical conditions.

Under the direction of Head Team Physician, Dr. Johnson G. Coyle and the Director of Sports Medicine, Wesley R. Mallicone, the Shippensburg University Department of Sports Medicine provides services to 20 athletic teams comprised of approximately 600 student-athletes.

The sports medicine staff includes three certified athletic trainers, one certified intern athletic trainer and numerous work study students. These individuals operate three athletic training facilities located throughout Shippensburg's athletic venues as well as an on campus rehabilitation center located inside Heiges Field House.

PHILOSOPHY

Shippensburg University's Department of Sports Medicine, a collection of allied health care professionals, is dedicated to servicing the health care needs of nearly 600 student-athletes on 20 NCAA Division II intercollegiate athletic teams.

The Department of Sports Medicine is:

- dedicated to helping the student-athletes achieve their academic and athletic success while simultaneously ensuring their health and well being.
- committed to creating a supportive environment that encourages trust, participation, open communication, collaboration, and respect among our student-athletes, coaches, sports medicine staff, physicians and university community, regardless of the student-athletes' sport, gender, race, ethnic, social or economic background.
- committed to the delivery of consistent quality services in an efficient and safe manner, through the use of our modern facilities and incorporating the most recent developments in sports medicine which meets the needs of the student-athletes, coaches, sports medicine staff, physicians and university.
- committed to constantly integrating the latest information concerning on-the-field emergency care, evaluation of injuries, rehabilitation, counseling and education for all of the Shippensburg University student-athletes.

Through these principles, we are committed to providing the best possible care for every student-athlete to ensure a lifetime of success in their lives and careers after departing Shippensburg University.



Wes MALLICONE

Director of Sports Medicine

Wesley Mallicone enters his 13th year as the Director of Sports Medicine at Shippensburg University in 2014-15.

Mallicone leads a sports medicine department that provides services to 20 athletic teams and supervises the comprehensive health care needs of approximately 600 Shippensburg

student athletes. He is active within the campus community and has served on various campus committees.

A 1999 graduate of Duquesne with a Bachelor of Science degree in Athletic Training, Mallicone received his Master of Science degree in Psychology from Shippensburg in December 2000 and is currently enrolled in the Doctoral Program of Administrative and Leadership Studies at IUP.

Mallicone worked as a graduate assistant in sports medicine under the mentorship of PA ATS Hall of Fame athletic trainer Steve Heckler, who served Shippensburg for 27 years.

Following his graduation from Shippensburg, Mallicone became a member of the Philadelphia Eagles staff after being hired as a seasonal intern athletic trainer for the 2001 season. With the Eagles, Mallicone assisted in injury prevention, evaluation, rehabilitation, and emergency medical care.

After working two training camps and a full season in the NFL, Mallicone became an assistant athletic trainer with the Barcelona Dragons of NFL Europa in March 2002 prior to coming to Shippensburg. Additionally, he has worked numerous offseason minicamps for the Minnesota Vikings.

He also had an athletic training internship with the Pittsburgh Pirates through the Professional Baseball Athletic Trainers Society (PBATS).

Mallicone is a nationally board-certified athletic trainer with a license in Pennsylvania and is a member of the National Athletic Trainers' Association (NATA), Eastern Athletic Trainers' Association (EATA) and Pennsylvania Athletic Trainers' Society (PATS). He is also a certified instructor in Professional Rescuer, First Aid/CPR and AED for the American Red Cross.

Mallicone also serves on the PATS Executive Board. In 2014, he was elected by his peers as the PATS Southcentral Representative.

In recent years, Mallicone has been especially active with the Gift of Life Donor Program, a non-profit organization. Mallicone has volunteered his time and spoken at numerous engagements to support awareness for organ and tissue donation and promote organ donor awareness. He was the recipient of a life-saving liver transplant on Aug. 4, 2011.

A native of Uniontown, Mallicone currently resides in Shippensburg.



Becky FITZ

Associate Director
of Sports Medicine

Head Athletic Trainer for
Football (2011-present)

Becky Fitz was named the Associate Director of Sports Medicine on Aug. 24, 2012 and is in her ninth year with

the Shippensburg University sports medicine staff. Fitz had previously served as the assistant director of sports medicine since August 2007.

She has served as the head athletic trainer of the SU football team for three seasons, beginning in 2011.

Fitz is a nationally board-certified athletic trainer with a license in Pennsylvania and is a member of the National Athletic Trainers' Association (NATA), Eastern Athletic Trainers' Association (EATA) and Pennsylvania Athletic Trainers' Society (PATS). She is also a certified Performance Enhancement Specialist (PES) through the National Academy of Sports Medicine (NASM).

At Shippensburg, she provides injury prevention, emergency care, treatment, and develops rehabilitation protocols for student athletes. Fitz also holds additional responsibilities in the sports medicine department - helping to administer physicals, providing medical coverage for summer athletic camps, and assisting with the drug testing of student-athletes.

Previously, Fitz served as an advisor to Tau Kappa, a service sorority for female student-athletes. Fitz has also been active in campus initiatives such as National Girls and Women in Sports Day and the Pink Zone campaign toward breast cancer awareness. Her dedication to the Shippensburg University athletics department was recognized in April 2011 when she received the 2010-11 Raider of the Year award.

Fitz has a great deal of sports medicine experience to her credit, having served as an assistant athletic trainer and instructor at Catawba while also serving as a graduate assistant in the sports medicine department while at Shippensburg.



While at Catawba, Fitz served as the certified athletic trainer for the volleyball and baseball teams, and was an approved clinical instructor in the Athletic Training Education Program. In addition to her athletic training responsibilities, she also taught a nutrition class in the physical education department.

Fitz earned a bachelor's of science degree in athletic training in 2004 from East Stroudsburg where she was a two-time captain of the Warrior track and field team and was an active member of the athletic training club. She completed her graduate work with a master of science degree in psychology at Shippensburg in 2006.

A native of Greencastle, Fitz currently resides in Chambersburg with her husband, David Icenhower, and their weimaraner, Cooper.

DONATE LIFE

For the last two years, the Red Raider football team and the SU department of sports medicine have teamed up to raise awareness for the impact of organ and tissue donation.

At a 2012 home game versus Kutztown and a 2011 home game versus Millersville, Shippensburg has partnered with the Gift of Life donor program, the region's organ and tissue transplant network, to raise awareness for organ donation and increase the number of people that are willing to become organ donors.

Information booths were set up at both ends of Seth Grove Stadium to provide information about organ and tissue donation in addition to opportunities for individuals to sign up and become donors.

The SU coaching staff and most of the sideline personnel have worn "Donate Life" t-shirts, while many of the players boasted lime green equipment accessories and shoelaces to commemorate the color set aside for organ donation.

At halftime of the inaugural event in 2011, a video message by Wes Mallicone was played on the video board. Mallicone, SU's director of sports medicine, was the recipient of a life-saving liver transplant.

For more information on the Gift of Life donor program, visit www.donors1.org.





Miranda FISHER

Assistant Director of Sports Medicine

Miranda Fisher is in her third year as an assistant director of sports medicine at Shippensburg University.

Fisher joined the sports medicine staff in August 2011 as an assistant athletic trainer before being appointed to the role of acting assistant director of sports medicine in March 2012. She was officially named the assistant director of sports medicine on June 1, 2013.

Fisher is a nationally board-certified athletic trainer with a license in Pennsylvania and is a member of the National Athletic Trainers' Association (NATA), Eastern Athletic Trainers' Association (EATA) and Pennsylvania Athletic Trainers' Society (PATS). She is also a certified Performance Enhancement Specialist (PES) through the National Academy of Sports Medicine (NASM).

Additionally, Fisher is a Pennsylvania Athletic Trainers Society (PATS) corporate sponsorship committee member and the Shippensburg University Student-Athlete Welfare Committee member.

At Shippensburg, she provides injury prevention, emergency care, treatment, and develops rehabilitation protocols for student athletes. Fisher also holds additional responsibilities in the sports medicine department - helping to administer physicals, providing medical coverage for summer athletic camps, and assisting with the drug testing of student-athletes.

She is active at Shippensburg as a member of the SU Wellness Task Force and assists with the SU Athletics APPLE team.

Fisher earned a bachelor's degree in athletic training in 2010 from Lock Haven University along with a minor in sports and exercise psychology. While at Lock Haven she was an active officer of the athletic training club.

In December 2011, Fisher earned her master's degree for exercise and health promotion in sports psychology from California University of Pennsylvania.

After graduating from Lock Haven, Fisher spent a year working at Virginia Commonwealth University as an athletic training intern. While at VCU, Fisher was the certified athletic trainer for the volleyball team and the men's and women's tennis teams.

A native of Newville, Fisher currently resides in Shippensburg.



Tanya MILLER

Assistant Director of Sports Medicine

Tanya Miller '97 was named an assistant director of sports medicine at Shippensburg University on June 1, 2013.

Miller is a nationally board-certified athletic trainer with a license in Pennsylvania and is a member of the National Athletic Trainers' Association (NATA), Eastern Athletic Trainers' Association (EATA) and Pennsylvania Athletic Trainers' Society (PATS).

At Shippensburg, she provides injury prevention, emergency care, treatment, and develops rehabilitation protocols for student athletes. Miller also holds additional responsibilities in the sports medicine department - helping to administer physicals, providing medical coverage for summer athletic camps, and assisting with the drug testing of student-athletes.

Prior to her arrival at Shippensburg, Miller worked 12 years as a licensed athletic trainer at Elizabethtown College. Miller served as either the associate or assistant athletic trainer from August 2001 through July 2010 before an appointment to the role of Head Athletic Trainer, a title she held for the three years preceding her appointment at Shippensburg.

Miller first completed an accredited athletic training program through West Chester University in August 1997 while she was still an undergraduate at Shippensburg. She earned her bachelor's degree in biology from SU in December 1997.

After graduation, Miller was an assistant athletic trainer at Susquehanna University for the 1998-99 academic year. She then worked as the head athletic trainer at Bloomsburg High School and Central Columbia High School while also serving as a graduate assistant athletic trainer at Bloomsburg University. In August 2001, Miller earned her master's degree in exercise science and adult fitness from Bloomsburg.

Her professional service includes her current role as the PATS Governmental Affairs Committee Chair and a six-year term on the PATS Board of Directors as the South Central representative.

In June 2014, Miller was recognized with a Pennsylvania Athletic Trainers' Society (PATS) Service Award. She was recognized for "outstanding contributions to PATS and the Commonwealth's athletic trainers."

Miller lives in Newville, her hometown.



Dr. Todd PETERSON, M.D.

Medical Director of SU Health Services

Dr. Todd V. Peterson began serving as the Medical Director of Shippensburg University Health Services in January 2013.

Dr. Peterson received a Bachelor of Arts in Psychology from Cedarville University in 1983 followed by a Master of Science in Physical Therapy from Arcadia University in 1986.

He was a physical therapist in Chambersburg for six years prior to attending medical school at Jefferson Medical College in Philadelphia where he completed his M.D. degree in 1996.

Peterson completed a residency in Family Medicine at Lancaster General Hospital in 1999 prior to returning to Chambersburg, where he had a Family Medicine Practice until coming to SU this year.

Dr. Peterson is a member of the American Academy of Family Physicians, the American College of Physician Executives, the Association of Medical Directors of Information Systems, the Healthcare Information and Management Systems Society, the Pennsylvania Medical Society and the Toastmasters International.

He has been certified on the American Board of Family Medicine since 1999 and has also been a certified physician executive since 2010.



Dr. Michael DENNING, DDS

Denning General & Cosmetic Dentistry

Dr. Michael Denning provides dental services to Shippensburg University student-athletes.

Professionally, Dr. Denning has been an active member of the Cumberland Valley Dental Society and is a past

president. He is also a member of the Fifth District Dental Society, The Pennsylvania Dental Society, the American Dental Society, and the American Academy of Pediatric Dentistry. As a member of the Medical Staff of Chambersburg Hospital for 27 years, Dr. Denning is currently Chairman of the Dental Department.

Originally from Ravenswood, W.Va., Denning earned his bachelor of science from West Virginia Wesleyan College in 1977. Denning earned a Doctor of Dental Surgery degree from the West Virginia University School of Dentistry in 1982.

Dr. Denning joined the practice of Dr. Charles M. Brown in Shippensburg in 1985. After Brown's retirement that same year, Denning continued the practice. He has been active in civic, church and high school activities, including a one-year term as the Shippensburg Rotary Club President in 1992. He was also active with the Shippensburg Area Senior High School as a band chaperone and a diving coach for the swim team.



Ryan MCGOVERN

Sports Medicine Intern

Ryan McGovern will serve as an intern with the Department of Sports Medicine for the 2014-15 academic year.

McGovern is a 2014 graduate of Lock Haven University, where he earned a bachelor of science in athletic training.

He is a certified member of the National Athletic Trainers' Association (NATA) and Pennsylvania Athletic Trainers' Society (PATS). McGovern also has his AED, CPR and Standard First Aid certifications through the American Red Cross.

His clinical experience in athletic training includes work last year with the baseball and women's soccer teams at Bucknell University in addition to the Rehabilitation Center at Lock Haven. He has assisted LHU sports medicine, working with the softball and lacrosse teams, and spent the spring of 2012 at Lycoming to aid their sports medicine department with the basketball, lacrosse and wrestling teams.

At Lock Haven, McGovern was the public relations representative for the Athletic Training Club and also served as a junior class representative. He worked at a variety of camps and events on campus, including Mat Town and the King of the Mountain Fall Classic.

Other work at Lock Haven included assistance in the coordination of LHU's Relay For Life event and participation in the PATS Hike to Harrisburg, an event designed to promote the athletic training profession with Pennsylvania lawmakers.

McGovern is a native of Hamilton, N.J.



INFO
COACHES
PLAYERS
REVIEW
PSAC
OPPONENTS
HISTORY

INFO
COACHES
PLAYERS
REVIEW
PSAC
OPPONENTS
HISTORY

SPORTS MEDICINE



Dr. Robert N. RICHARDS JR., M.D.

Richards Orthopaedic Center and Sports Medicine

Dr. Robert N. Richards, Jr. has a long history as team physician at Shippensburg University and has been an integral part of the sports medicine family at SU since 1983,

when he joined his father, Dr. Robert N. Richards Sr., in practice.

Richards Sr. was inducted into the SU Athletic Hall of Fame in 2007 after serving as the football team's physician for nearly 40 years.

A graduate of Mercersburg Academy and Bucknell University, Dr. Richards graduated from Temple University Medical School in 1979. He completed his orthopedic internship at Bryn Mawr Hospital and returned to Temple for his Residency Program in Orthopedic Surgery.

In 1984, he was published in the Journal Of Orthopaedics with his article "Arthroscopic Surgery for Relief of Pain in the Osteoarthritic Knee," and was one of the first surgeons in the area to use the technique.

In 2010, Dr. Richards was named the President of the Eastern Orthopaedic Association, and in 2011, he coordinated the first free Orthopaedic Medical Clinic in Chambersburg for patients without insurance.

Dr. Richards is board certified in Orthopedic Surgery and is a member of the American Academy of Orthopaedic Surgeons, Pennsylvania Orthopaedic Association, Pennsylvania Medical Society and the Eastern Orthopaedic Association.

He and his wife, Cindy, have five children and three grandchildren.



Dr. Katherine CASHDOLLAR, DPM

Richards Orthopaedic Center and Sports Medicine

Dr. Katherine Cashdollar is a board-certified foot and ankle surgeon who works for Richards Orthopaedic Center and Sports Medicine.

Cashdollar also has current affiliations with the Chambersburg Hospital, Chambersburg Hospital Wound Care Center, Fulton County Medical Center and Fulton County Wound Care Center.

She is an active member of the American College of Foot and Ankle surgeons as well as the Pennsylvania Podiatric Medical Association.

Dr. Cashdollar completed her foot and ankle surgery residency training at Temple University Hospital. Her four-year residency program comprised of diverse training in forefoot, rearfoot, trauma and pediatric reconstructive surgery.

Dr. Cashdollar received her Doctor of Podiatric Medicine Degree from Temple University School of Podiatric Medicine, where she graduated in the Top 10 percent of her class.

Dr. Cashdollar is a graduate of Chambersburg Area Senior High School where she was a member of the varsity softball team that won a PIAA state championship her sophomore year.

She earned her bachelor of science in biology from Franklin & Marshall College and minored in international studies. Dr. Cashdollar and her spouse, Chris Gallino, have one daughter.



Dr. Robert P. LYONS, M.D.

Richards Orthopaedic Center and Sports Medicine

Dr. Robert Lyons is board certified in Orthopaedic Surgery and Orthopaedic Sports Medicine and currently works for Richards Orthopaedic Center and Sports Medicine.

He is an active member of the American Academy of Orthopaedic Surgeons and the American Orthopaedic Society for Sports Medicine. Previously, Dr. Lyons served as the team physician for the Harrisburg Senators.

Dr. Lyons has several years of medical experience in the military, including a stint as Chief for the Orthopaedic Surgery section for both Walston Air Force Hospital in Fort Dix, N.J. and Sacile Hospital in Aviano Air Force Base, Italy.

He completed his hand, upper extremity, and microvascular surgery fellowship at Brown University School of Medicine, where he also served as a clinical instructor. His fellowship in shoulder and elbow reconstruction was completed at Thomas Jefferson University Hospital in Philadelphia.

Dr. Lyons completed his medical internship at The University of California at San Diego and his residency at Temple University Hospital. He received his medical degree from Temple University School of Medicine and graduated cum laude in Biology from LaSalle University. He and his wife, Renee, have four sons.



Dr. Karli C. RICHARDS, DPM

Richards Orthopaedic Center and Sports Medicine

Dr. Karli Richards joined the family orthopaedic practice in 2008 and has current affiliations with the Chambersburg Hospital, Chambersburg Hospital Wound Care Center, Fulton County Medical Center and Fulton County Wound Care Center.

She was recently named the Director of the Fulton County Wound Care Center.

Dr. Richards is a board-certified foot and ankle surgeon. She is an active member of the American College of Foot and Ankle surgeons as well as the Pennsylvania Podiatric Medical Association.

Dr. Richards was a four-year scholar athlete at the University of Notre Dame, where she competed in swimming and diving. After graduation, she entered Temple University Podiatric Medical School and completed her foot and ankle surgery residency at St. Luke's Hospital in Bethlehem, Pennsylvania. She was chief resident in 2007 and later traveled to Ecuador on a mission trip where she performed pediatric reconstructive foot and ankle and club-foot corrective surgeries.

She has diverse training in Charcot Reconstructive surgery, Advanced Wound Care Therapies including Hyperbaric Oxygen Certification and is Board Certified in Foot Surgery.

Dr. Richards and her spouse, Scott Stenger, have three children.



PLAYERS

PRESEASON ROSTER

No.	Name	Pos.	Yr.	Hometown/High School
1	Sheldon Mayer	WR	Jr.	Norristown / Norristown Area
2	Jared Adams	DB	Jr.	Owings, Md. / Huntingtown
2	Billy Deane	K/P	Fr.	Ashburn, Va. / Broad Run
3	Phil Boyd	DB	Jr.	Coatesville / Coatesville
4	Jordan Harro	WR	So.	Annville / Palmyra
5	Ryan Zapoticky	QB	R-Fr.	Dallas / Dallas
6	Justin Pyle	RB	So.	Garnet Valley / Garnet Valley
7	Dexter Bridge	WR	Jr.	King of Prussia / Conestoga (VMI)
8	Stanley Lumpkin Jr.	WR	So.	Harrisburg / Sci-Tech
10	Chad Miller	DB	Jr.	Greencastle / Greencastle-Antrim
11	Andrew Smith	RB	Jr.	Haymarket, Va. / Battlefield (Shenandoah)
12	Ryan Martin	QB	Fr.	Chambersburg / Chambersburg Area
13	Will Hudson	DB	R-Fr.	Oakville, Ontario / St. Francis (N.Y.)
14	Andrew McClelland	DB	R-Fr.	Wilmington, Del. / Salesianum (Miami (Fla.))
15	Dakota Collins	QB	Jr.	Kansas City, Ks. / Shawnee Mission East (Coffeyville C.C.)
16	Darius Wills	LB	R-Fr.	Norristown / Norristown Area
17	Chris Lawshe	QB	Jr.	Caldwell, N.J. / James Caldwell
18	Michael Lloyd	K/P	Sr.	Shippensburg / Shippensburg Area (King's)
19	J. T. Hoppie	DB	Fr.	Upper Strasburg / Chambersburg Area
19	Devin Ramos	WR	R-Fr.	Ashburn, Va. / Briar Woods
20	Colin McDermott	RB	R-Fr.	Allentown / Allentown Central Catholic
21	Dywan Blanding Jr.	DB	R-Fr.	Steelton / Steelton
22	Blair Brooks	RB	Sr.	Wayne / Conestoga
22	Matt Thorne	DB	Fr.	Washington, D.C. / Woodrow Wilson
23	Chavez Cheatham	DB	R-Fr.	Aberdeen, Md. / Aberdeen (Lincoln (Pa.))
24	Doug Baumann	K/P	Fr.	Hollywood, Md. / Leonardtown
24	Kevin Taylor II	DB	R-Fr.	West Orange, N.J. / Seton Hall Prep
25	Jailen Harmon	DB	Fr.	Hershey / Hershey
26	D. J. Burkey	DB	So.	Summerhill / Forest Hills
26	Marcus Lominy	RB	Fr.	Matawan, N.J. / Old Bridge
27	Zak Dakes	DB	R-Fr.	Allentown / William Allen
27	Tyree Turner	WR	Fr.	Odenton, Md. / Meade
28	Samuel Marshall	WR	Fr.	Enola / East Pennsboro
29	D. J. Brinkley	DB	Fr.	Philadelphia / Martin Luther King
30	John Ford	RB	Fr.	Etters / Red Land
31	Tarron Dunbar	DB	R-Fr.	Folcroft / Springfield
32	Nick Scheidt	RB	Fr.	Reading / Schuylkill Valley
33	Brandon Hollister	LB	So.	Washington Boro / Lancaster Catholic
34	Mike Cassidy	FB	Fr.	Eagleville / Methacton
35	Tyler Pavalko	DB	Fr.	Mill Hall / Central Mountain
36	Luke Spahits	DB	Fr.	Horsham / Archbishop Wood
37	Aaron Sye	DB	So.	Harrisburg / Bishop McDevitt (Saint Francis)
38	Brian Sourber	LB	Sr.	Lancaster / Manheim Township
39	Richard Sheler	TE/FB	Fr.	Washington, D.C. / Woodrow Wilson
40	Kyle Flick	WR	Fr.	Johnstown / Richland
41	James Brennan	LB	Sr.	King of Prussia / Upper Merion
42	Chris Fegley	LS	So.	Harrisburg / Central Dauphin
43	Devin Lawhead	LB	R-Fr.	Gallitzin / Penn Cambria
44	Adam Hollinger	RB	So.	Harrisburg / Central Dauphin
45	Cortlin Dell	LB	Jr.	Spring Grove / Spring Grove
46	Brady Forney	WR	R-Fr.	Lititz / Warwick
47	Kadeem Gill	DB	Fr.	Frederick, Md. / Gov. Thomas Johnson
48	Jordan Alexander	LB	Fr.	Philadelphia / Martin Luther King
49	Matthew Dooley	DB	Fr.	Haymarket, Va. / Battlefield
50	Sean Sadosky	LB	Sr.	Saint Mary's / Saint Mary's
51	Kevin Goldsmith	LB	R-Fr.	Williamstown, N.J. / St. Joseph
52	Christian Brown	LB	R-Fr.	Harrisburg / Central Dauphin East
53	Garrett Enck	DL	R-Fr.	Boiling Springs / Boiling Springs
54	Joe Dolan	DL	So.	Scranton / Abington Heights
55	Andrew Englebert	OL	R-Fr.	Allentown / Allentown Central Catholic
56	Kyle Schutt	OL	Fr.	Boyertown / Boyertown

PRESEASON ROSTER

No.	Name	Pos.	Yr.	Hometown/High School
57	Doug Randall	OL	Sr.	Lewistown / Lewistown (Temple)
58	Steven Cain	LB	Fr.	Marysville / Middletown Area
59	Dylan Herb	LB	Fr.	Shippensburg / Shippensburg Area
60	Brandon Robinson	OL	Sr.	Mont Alto / Waynesboro
61	Tyler Knight	OL	Fr.	Paoli / Conestoga
62	Nathaniel Hart	DL	R-Fr.	Newburg / Shippensburg Area
63	John Durkin	DL	Fr.	Springfield / Bonner-Prendergast
64	Oscar Ghasab	OL	R-Fr.	Allentown / Allentown Central Catholic
65	Nick Merritt	OL	Jr.	Wexford / Pine-Richland
66	Schuyler Harting	OL	R-Fr.	Myerstown / Eastern Lebanon County
67	Dakota Thompson	DL	Fr.	Laureldale / Muhlenberg
68	Dan Curry	OL	Fr.	Johnstown / Westmont Hilltop
69	John Maul	OL	Fr.	Hunlock Creek / Northwest Area
70	Mike Palmer	OL	Fr.	Langhorne / Neshaminy
71	Sam Roman	OL	Sr.	Lititz / Warwick
72	Tim Latham	OL	Sr.	Quarryville / Solanco
73	Jordan Good	OL	Fr.	State College / State College Area
74	Hayden Rigo	OL	So.	Stoystown / North Star
75	Aaron Genevese	OL	R-Fr.	Whitehall / Whitehall
76	Matt Belt	OL	Fr.	Stewartstown / Kennard-Dale
77	T. J. Smink Jr.	OL	So.	Harleysville / North Penn
78	Dalton Brill	OL	Fr.	Harrisburg / Central Dauphin
79	Casey Pierce	OL	Fr.	Peach Bottom / Solanco
80	Mike Brown	WR	So.	West Chester / West Chester East
81	Alex Kuljian	TE	Sr.	Temecula, Cal. / Great Oak
82	Ty Rugg	TE/FB	Fr.	Windber / Bishop McCort
83	Elliot Rende	TE	R-Fr.	Cary, N.C. / Cardinal Gibbons
84	Paryss Marshall	WR	Fr.	Catasauqua / Catasauqua
85	Daniel Wheeler	FB	Jr.	Lewistown / Lewistown
87	Trevor Harman	WR	Sr.	Mechanicsburg / Cumberland Valley
88	Chris Figler	WR	Fr.	Stewartsville, N.J. / Bethlehem Catholic
89	Richard Nase Jr.	DL	Fr.	Summit Hill / Panther Valley
90	Jeff Gulyas	DL	R-Fr.	Allentown / Allentown Central Catholic
91	Kurt Walker	DL	Jr.	Osceola Mills / Philipsburg-Osceola
92	Austin Rosenberry	DL	R-Fr.	Altoona / Altoona
93	Cory Cowdery	DL	Jr.	Perkasie / Penridge
94	Thomas McIntyre	DL	Fr.	Marietta / Lancaster Catholic
95	Alex Colon	DL	So.	Reading / Reading
96	Nick Drawbaugh	DL	Fr.	Middletown / Middletown Area
97	Curtis Matsko	DL	Fr.	Philipsburg / Philipsburg-Osceola
98	Josh Lister	DL	Fr.	Harleysville / Souderton
99	Allen Holman	LB	So.	Harrisburg / Bishop McDevitt (IUP)

*Roster as of 8/11/14

Pronunciation Guide

19	Devin RAH-mos	37	Aaron SIGH
21	Duh-WAN Blanding	39	Richard SHEELer
24	Doug BOW-man (take a bow)	56	Kyle SHUT
26	Marcus LOW-min-ee	64	Oscar Guh-SOB
27	Zak DAY-kiss	75	Aaron Gen-uh-VEES
31	Tuh-RON Dunbar	81	Alex COOL-jen
32	Nick SCHITE	90	Jeff GULL-yis
36	Luke SPAY-its	Head coach	Mark muh-CHESS-key



Trevor HARMAN

CO-CAPTAIN

WR • R-Senior • 6-2 • 210
Mechanicsburg/Cumberland Valley

87

- 2013 Don Hansen's Football Gazette All-America First Team
- 2013 D2Football.com All-America Second Team
- 2013 Associated Press Little All-America Second Team
- 2013 Daktronics All-America Second Team
- 2013 Don Hansen's Football Gazette All-Super Region One First Team
- 2013 Daktronics All-Super Region One First Team
- 2013 All-PSAC Eastern Division First Team

2013 (R-Junior): Put together the greatest receiving season in school history on his way to First Team All-America honors from Don Hansen's Football Gazette and Second Team honors from D2Football.com, the Associated Press and Daktronics...also voted First Team All-Super Region One by Don Hansen's Football Gazette and Daktronics as well as All-PSAC East First Team...set school single-season records in catches (105), receiving yards (1,421) and receiving touchdowns (22)...catch and touchdown total led the PSAC while yardage total led the PSAC at the end of the regular season...22 receiving scores led all of Division II while yardage total was seventh...was fourth in Division II in receptions per game (9.5) and finished the year with a school-record nine 100-yard receiving games...fell 10 catches and one touchdown short of tying the PSAC single-season record in each category...catch total was 28 more than the next-best PSAC player while his touchdown total was seven more than the next-best PSAC player...ranked second in the PSAC and fifth in Division II in scoring at 12.0 points per game...set 11 single-season school records, including receiving yards per game (129.2), points scored (132), touchdowns scored (22), games with a touchdown catch (10), consecutive 100-yard games (eight) and consecutive games with a touchdown catch (10)...also earned the team's John M. Roddick Centurian Award (most valuable player) and John Bay Award (most outstanding offensive player)...caught three touchdowns in a game on four different occasions...had multiple receiving scores in eight of 11 games...caught a season-high 15 passes at Lock Haven, also hauled in 10+ balls on four other occasions.

2012 (R-Sophomore): Contributed to five school records while earning All-America plaudits for his record-setting work as a wide receiver in his second year with the Raiders...shattered the SU single-season record with 19 touchdown receptions, allowing him to also become the SU career touchdown receptions leader with 28...made history with an 18-catch, 288-yard, five-touchdown performance at Kutztown, setting school records in all three categories and tying PSAC records for single-game receptions and touchdowns...caught at least one touchdown pass in nine of 13 games, including four at West Chester and three versus Bloomsburg during the regular season...had at least two receptions in all 13 games...tallied five 100-yard receiving games...ranked second on the team with 75 receptions and 1,200 receiving yards...amassed 1,221 all-purpose yards for the year...postseason plaudits included Daktronics (SID) All-America Second Team honors.

2011 (R-Freshman): Exploded onto the scene as the team's leading receiver in his first season of competition for the Raiders...despite starting just six games, led the team in every receiving category, including 43 catches for 681 yards and nine touchdowns with a 15.8 average per reception...twice caught a career-high seven balls in a game, going for 82 yards and a touchdown at Gannon and a career-high 124 yards at Cheyney in his lone 100-yard game of the season...caught two passes, both for touchdowns, in the season opener at Shepherd...also caught two touchdowns against Kutztown while throwing a 53-yard touchdown pass on a trick play...hauled in five passes for 68 yards and a touchdown against East Stroudsburg...had his third two-touchdown receiving game of the season in the finale against Mercyhurst, catching three balls for 89 yards and two touchdowns, including a career-long 64-yard reception for a score.

2010 (Freshman): Redshirt season.



Cumberland Valley High School: Solid two-way player who was instrumental in helping Cumberland Valley to an appearance in the 2009 PIAA state semi-finals in the Class AAAA division...finished career with 800 receiving yards on 38 receptions and scored nine touchdowns for coach Tim Rimpfel...defensively turned in 20 career interceptions...made the game winning touchdown reception against Wilson in the PIAA District 3 semifinals...selected an Associated Press First Team Class AAAA defensive back following the 2009 season...was also named to the Harrisburg Patriot-News' all-star team as well as the Carlisle Sentinel's Defensive Player of the Year...chosen as a first team wide-out and defensive back in the Mid-Penn Commonwealth Conference as well as being named an honorable mention return specialist.

Personal: Full name is Trevor Lee Harman...is the son of Larry and Kelli Harman...majoring in finance...Harman's uncle is Bruce Arians, the head coach of the Arizona Cardinals in the NFL...has three younger siblings in Rachel, Tristan and Kyle.

Receiving	G	Rec	Yds	Avg	TD	LG
2011	11	43	681	15.8	9	64
2012	13	75	1200	16.0	19	52
2013	11	105	1421	13.5	22	81
Career	35	223	3302	14.8	50	81



Brian SOURBER

CO-CAPTAIN

LB • R-Senior • 6-2 • 210
Lancaster/Manheim Township

38

- 2013 All-PSAC Eastern Division First Team
- 2013 Capital One Academic All-District Team
- 2013 John E. Hubley Award Winner (highest GPA)
- 2013 Guy and Virginia Hoy Scholarship Recipient
- 2012 All-PSAC Eastern Division Second Team
- 2012 Capital One Academic All-District Team
- 2011 All-PSAC Eastern Division Second Team

2013 (R-Junior): Earned All-PSAC East First Team honors in his third competitive season, improving upon his Second Team picks his first two seasons...started every game...was second on the team with 79 total tackles and 44 solo stops...11.5 tackles for loss (31 yards lost) were second-most on the team and ranked among the Top-15 in the PSAC...added three sacks as a pass rusher and was stout in pass coverage as well, totaling five pass breakups...made a season-high 12 tackles and broke up two passes vs. West Chester and was named the VFW Homecoming Defensive MVP...also made 10 tackles, including 2.5 for loss, at Slippery Rock...recorded sacks against Kutztown and East Stroudsburg and half-sacks against Lock Haven and IUP...named to the Capital One Academic All-District 1 Team...earned the John E. Hubley Award for the player with the highest GPA as well as the Guy and Virginia Hoy Scholarship at the team banquet.

2012 (R-Sophomore): Named to the All-PSAC Eastern Division Second Team at linebacker after another splendid season in the middle for the Red Raiders...also selected to the Capital One Academic All-District team for his work both on the field and in the classroom...started all 13 games...led the squad with 103 tackles, including a team-high 66 solo stops...notched 8.0 tackles for loss, third-most on the team, and at least one in seven different games...contributed to half-sacks against Slippery Rock and LIU Post that totaled 12 yards...returned an interception 63 yards for a touchdown in the NCAA playoffs versus eventual national finalist Winston-Salem State...picked off another pass during the regular season versus Bloomsburg and was credited with a 27-yard return...forced and recovered a fumble in the NCAA playoffs versus Bloomsburg...tallied four pass defenses, including two breakups...recorded a career-high 13 tackles in the regular-season meeting versus Bloomsburg...provided at least five tackles in all 13 games, including 10 at IUP and nine against ESU, Kutztown and Bloomsburg.

2011 (R-Freshman): Made an immediate impact on the field in his debut season of competition with the team...saw an increase in playing time in the second half of the season and started the final five games...named an All-PSAC Eastern Division Second Team selection...finished fourth on the team with 48 tackles...had 13.5 tackles for loss, including 4.5 sacks...forced two fumbles...intercepted passes in back-to-back weeks, returning one for 24 yards at Cheyney and another for 26 yards at Millersville...registered at least one tackle for loss in eight games, including a season-high 3.0 against both Cheyney and Millersville...also had a season-high eight tackles in both games...won the Most Improved Red Raider Award at the team banquet.

2010 (Freshman): Redshirt season.

Manheim Township High School: Two-year letterman who played for the Blue Streaks under head coach Michael Meinyk...helped Manheim Township to a 7-4 season and made an appearance in the PIAA District 3 playoffs...totaled 94 tackles and four interceptions defensively during his career...rushed for 1,546 yards on 246 carries out of the backfield to claim the Blue Streaks' single season rushing record...had another 295 yards through the air...finished the season with 24 touchdowns and a team-leading 146 points...named the Lancaster-Lebanon League's Section I Player of the Year, first team running back and second team linebacker following senior season...named a PA Football News Honorable Mention selection at running back as a senior...named to the PA All-Academic Second Team as following his junior and senior seasons...also played baseball for the Blue Streaks.



Personal: Full name is Brian James Sourber...is the son of Mary and Scott Sourber...majoring in supply chain management and operations with a concentration in logistics management...has two older brothers, Ben and David, and a younger brother, Mark.

Defense	G	UT	AT	TT	TFL	Sacks	Int	PD	FF	FR
2011	11	29	19	48	13.5-63	4.5-40	2-50	3	2	0
2012	13	66	37	103	8.0-24	1.0-12	2-90	4	1	1
2013	11	66	35	79	11.5-31	3.0-13	0-0	5	0	0
Career	35	139	91	230	33.0-118	8.5-65	4-140	12	3	1



Doug RANDALL
CO-CAPTAIN
 OL • R-Senior • 6-1 • 295
 Lewistown/Lewistown (Temple)

57

2013 (R-Junior): Started all 11 games for the Raiders, primarily at right tackle...graded out at 69 percent on the season, tied for the best mark among the starting linemen...graded out at 79 percent at Cheyney as well as 77 percent vs. West Chester...posted a 74 percent gradeout vs. West Chester...graded out at 71 percent or higher in five of the final six games of the season (including the final four).

2012 (R-Sophomore): Played in all 13 games for the Red Raiders in his second full season with the team...made starts in the final seven games of the season, including both NCAA playoff contests.

2011 (R-Freshman): Appeared in all 11 games in his first season with the Raiders...became a valuable offensive lineman that was key to the rotation...played 20 or more snaps on four different occasions...posted a season-high grade out of 73 percent at Gannon.

2010 (Freshman): Redshirt season at Temple.

Lewistown High School: Worked on the offensive line and defensive line for the Panthers under head coach Steve Guthoff...received All-MAC Second Team honors as a sophomore, junior and senior...graduated on the distinguished honor roll as a member of the National Honor Society...also played basketball...earned All-MAC First Team honors as a senior basketball player...honored in 2010 by the Central PA College Football Hall of Fame Chapter for athletics, academics, and community service.

Personal: Full name is Stephen Douglas Randall...is the son of Eddie and Carol Brinson...graduated cum laude in May 2014 with a degree in accounting...currently taking classes toward his MBA...has a sister: Courtney Lee.



Jared ADAMS
 DB • Sophomore • 5-9 • 175
 Owings, Md./Huntingtown

2

2013 (Sophomore): Played in all 11 games in his first active season and earned the season finale home start against IUP...totaled 14 tackles on the season, including a career-high nine against IUP...also picked off his first career pass against the Crimson Hawks, returning it 40 yards into IUP territory before halftime...recorded a sack against East Stroudsburg.

2012 (Freshman): Did not play.

2011 (Freshman): Redshirt season.

Huntington High School: Played defensive back and wide receiver for the Hurricanes under head coach Jerry Franks...competed in the Southern Maryland Athletic Conference...made 109 tackles as a senior...picked off three passes as a senior...achieved All-County honors...team qualified for state semifinals as a senior and state finals as a junior...also competed in basketball and track & field.

Personal: Full name is Jared Alexander Adams...majoring in accounting...has two siblings: Alexys and Nia.

Defense	G	UT	AT	TT	TFL	Sacks	Int	PD	FF	FR
2013	11	10	4	14	1.0-8	1.0-8	1-40	1	0	0
Career	11	10	4	14	1.0-8	1.0-8	1-40	1	0	0



Phil BOYD
 DB • R-Junior • 5-10 • 175
 Coatesville/Coatesville

3

2013 (R-Sophomore): Played in eight games and made four starts on way to being named to the All-PSAC East Second Team unit...picked off a deep pass in team's nationally-televised victory at Bloomsburg...made seven tackles on the season.

2012 (R-Freshman): Played in the first two games of the season but was injured and missed the rest of the season...started the second game versus Slippery Rock...totaled four tackles (three solo) in his time on the field.

2011 (Freshman): Redshirt season.

Coatesville High School: Totaled three varsity letters with the Red Raiders under head coach Matt Ortega...earned All-Ches-mont Conference First Team honors...tallied over 40 tackles and three interceptions as a senior...also competed in track & field...was on the honor roll for all four years of high school.

Personal: Full name is Phillip Farrell Boyd...is the son of Phil Boyd Sr. and Robyn Baynard...majoring in finance with a concentration in personal financial planning.

Defense	G	UT	AT	TT	TFL	Sacks	Int	PD	FF	FR
2012	2	3	1	4	0.0-0	0.0-0	0-0	0	0	0
2013	8	5	2	7	0.0-0	0.0-0	1-0	1	0	0
Career	10	8	3	11	0.0-0	0.0-0	1-0	1	0	0



James BRENNAN
 LB • R-Senior • 6-0 • 205
 King of Prussia/Upper Merion

41

2013 (R-Junior): Again started all 11 games at linebacker and ranked sixth on the team with 53 total tackles...totaled 2.0 tackles for loss for 10 yards lost, including a half-sack...led the team with two forced fumbles, against East Stroudsburg and IUP...tied his career high with nine tackles against East Stroudsburg...totaled 24 tackles, including 1.5 for loss, over the final four games of the season...registered four quarterback hurries and broke up two passes.

2012 (R-Sophomore): Made 11 starts and finished seventh on the team in tackles after another productive season at linebacker for the Red Raiders...tallied 60 tackles, including 33 solo...matched his output of a season ago with 5.0 tackles for loss while improving the yards lost on those stops to 40...tackles for loss came in five separate contests...credited with sacks against Slippery Rock and Lock Haven...picked off a pass against Millersville...forced a fumble against Cheyney and recovered another against Kutztown...posted a season-high seven tackles against ESU, Kutztown and West Chester.

2011 (R-Freshman): Started the final nine games of his debut season on the field with the Red Raiders...finished third on the team in tackles with 55, a total that included five tackles for loss...made the most of his lone interception on the year, returning the pick back 31 yards for a touchdown at home against Clarion in the third game of the season...also notched his only sack of the season against Clarion while leading the team with eight tackles...posted a career-best nine tackles the next week at C.W. Post...had 2.5 tackles for loss and a forced fumble at Millersville.

2010 (Freshman): Redshirt season.

Upper Merion High School: Won three letters as a Viking under head coach Joe Powell...had 97 tackles in ten games as a senior...rushed for 713 yards as a senior for 5.3 yards a carry and had nine touchdowns offensively...named a First Team All-Suburban One Conference American Division linebacker as a senior...selected to same team as a defensive end as a junior...named team's MVP as a senior and defensive MVP during junior season...also played lacrosse and earned three varsity letters...named lacrosse team's MVP as a senior and was an All-Suburban One pick during junior and senior seasons...named Upper Merion's Male Athlete of the Year.

Personal: Full name is James F. Brennan...is the son of Jim and Jean Brennan...majoring in geoenvironmental studies and seeking a letter of completion in geographic information systems...has two sisters in Bridgett and Megan...Megan played lacrosse at Monmouth University.

Defense	G	UT	AT	TT	TFL	Sacks	Int	PD	FF	FR
2011	11	34	21	55	5.0-19	1.0-3	1-31	2	1	1
2012	13	33	27	60	5.0-40	2.0-19	1-8	2	1	1
2013	11	27	26	53	2.0-10	0.5-7	0-0	2	2	0
Career	35	94	74	168	12.0-69	3.5-29	2-39	6	4	2



Blair BROOKS

RB • Senior • 5-8 • 185
Wayne/Conestoga

22

2013 (Junior): Did not disappoint in his first shot as the starting running back in his third season...named to the All-PSAC East Second Team...led the team and ranked among the Top-10 in the PSAC with 908 yards rushing...averaged 90.8 rush yards per game...carried the ball 133 times for a 6.8 yard-per-carry average – third-best in the PSAC among players with at least 60 attempts...totaled six rushing touchdowns and added another as a receiver as the team's fourth-leading pass catcher with 31 grabs for 176 yards...totaled four 100-yard rushing games, including a three-game stretch in which he set a new career high in each game, capped off with a 158-yard effort against West Chester on a career-high 19 carries...also was the team's top kickoff returner with 21 runbacks for 478 yards (22.8 yards per return), including an 89-yard touchdown at Millersville...led the team and ranked fifth in the PSAC with 1,562 all-purpose yards...was named the VFW Homecoming Offensive MVP for his effort against the Golden Rams...caught a career-high eight passes for a season-high 55 yards vs. IUP...had a career-long 69-yard rush vs. Kutztown...earned the Most Improved Red Raider Award at the team banquet.

2012 (Sophomore): Continued a role as the second running back for the Red Raiders and expanded his role on kick coverage in another productive year...led the team with 449 kickoff return yards on just 15 runbacks, an average of 29.9 yards per return...tallied 141 yards on just two returns in the NCAA playoffs at Winston-Salem State, including an 86-yard jaunt that set up a touchdown...ranked second on the squad with 302 rushing yards...only lost eight yards rushing on the season despite 57 carries...notched a career-high 11 receptions for 95 yards over the course of the year...posted a season-high 67 rushing yards on just five carries at West Chester...handed a season-high nine carries at Kutztown, totaling 58 yards...caught a career-high five passes for 58 yards at Kutztown.

2011 (Freshman): Emerged as a player with a lot of potential in his first collegiate season...made his debut in the fourth game of the year, at C.W. Post, and returned a kickoff 21 yards...played just six games with an injury sidelining him for the final two contests...still finished the season with the third-highest rushing total of the running backs (221 yards) on 46 carries for a 4.8 yard average...also caught five passes...ran for a 31-yard touchdown at home against Kutztown, his lone score and longest rush of the season...set career marks in his final contest of the season (at Millersville) with 82 yards rushing on 13 carries.

Conestoga High School: Thrived as a running back for the Pioneers under head coach John Vogan...received numerous awards...honored with All-Central League first team honors...named an offensive MVP, special teams MVP and team MVP...selected to play in the Valor Bowl...ran for over 3,100 yards as a three-year varsity regular...amassed 1,539 rushing yards and scored 21 touchdowns as a senior...tabbed as a philly.com Player of the Week...scored five touchdowns in one game against Upper Darby...also thrived in track & field as a sprinter.

Personal: Full name is Blair C. Brooks...is the son of Sherman B. Brooks III and Vanessa M. Brooks...majoring in economics with a concentration in business...has two siblings: Sherman and Aris.



Rushing	G	Att	Yards	Avg	TD	LG
2011	6	46	221	4.8	1	31
2012	13	57	302	5.3	1	43
2013	10	133	908	6.8	6	69
Career	29	226	1431	6.1	8	69

Receiving	G	Rec	Yds	Avg	TD	LG
2011	6	5	3	0.6	0	5
2012	13	11	95	8.6	0	29
2013	10	31	176	5.7	1	17
Career	29	47	274	5.8	1	29

All-Purpose	G	Rush	Rec	PR	KR	Total
2011	6	221	3	0	21	245
2012	13	302	95	0	449	846
2013	10	908	176	0	478	1562
Career	29	1431	274	0	948	2653



D.J. BURKEY

DB • R-Sophomore • 5-11 • 190
Summerhill/Forest Hills

26

2013 (R-Freshman): Played in all 11 games and made 21 tackles, including 10 solo, in his first full season on the field...broke up a pass...totaled a career-high 10 tackles against Kutztown that led all players, despite entering the game with just six career tackles to his credit.

2012 (Freshman): Redshirt season.

Forest Hills High School: Two-year varsity starter as a wide receiver and defensive back for the Rangers under head coach Don Bailey...earned three varsity letters...First Team All-Conference (Laurel Highlands) as a senior...selected honorable mention all-state at defensive back by WesternPA.com...named to the Tribune-Democrat all-area team...as a senior, caught 25 passes for 474 yards and five touchdowns...also made 29 tackles and eight interceptions...returned 14 kicks for a total of 368 yards.

Personal: Full name is Donald James Burkey...is the son of Don and Roxane Burkey...majoring in geo-environmental studies and seeking a letter of completion in geographic information systems...has two sisters, Megan and Anna.

Defense	G	UT	AT	TT	TFL	Sacks	Int	PD	FF	FR
2013	11	10	11	21	0.0-0	0.0-0	0-0	1	0	0
Career	11	10	11	21	0.0-0	0.0-0	0-0	1	0	0



Cory COWDERY

DL • R-Junior • 6-1 • 275
Perkasie/Pennridge

93

2013 (R-Sophomore): Performed well in his first season as a starter along the defensive line...made nine starts in 10 games and totaled 20 tackles, including 2.0 for loss...registered a sack at Millersville and added half-tackles for loss against Seton Hill and West Chester...recorded six tackles at Bloomsburg that doubled his previous career high.

2012 (R-Freshman): Appeared in 10 games along the defensive line for the Red Raiders in his first season on the field...made his first career start in the NCAA playoffs at Winston-Salem State...recorded 1.5 tackles for loss at home versus Millersville and an additional tackle for loss at WSSU...totaled six tackles for the season, including a career-high three versus Millersville.

2011 (Freshman): Redshirt season.

Pennridge High School: Competed as a defensive lineman and a tight end for the Rams under head coach Randy Cuthbert...earned three varsity letters...totaled 138 tackles and 17 sacks in his career...received All-Suburban One Continental Conference second-team honors as a senior, third-team honors as a junior and honorable mention as a sophomore...honored as a defensive line MVP and "most unselfish" player by his team...graduated on the honor roll...also played lacrosse.

Personal: Full name is Cory Frederick Cowdery...is the son of Fred and Cathy Cowdery...major is undeclared...has one sister, Aimee.

Defense	G	UT	AT	TT	TFL	Sacks	Int	PD	FF	FR
2012	10	3	3	6	2.5-3	0.0-0	0-0	0	0	0
2013	10	7	13	20	2.0-5	1.0-3	0-0	0	0	0
Career	20	10	16	26	4.5-8	1.0-3	0-0	0	0	0





Cortlin DELL

LB • R-Junior • 6-0 • 235
Spring Grove/Spring Grove

45

2013 (R-Sophomore): Had a breakout season at middle linebacker while starting every game...led the team with 84 tackles, including 55 solo...ranked sixth in the PSAC in solo tackles...7.6 tackles per game ranked 16th in the conference...totaled 8.5 tackles for loss, including 3.5 sacks...registered at least a half tackle for loss in eight different games, including 2.0 against Cheyney...had a career-high 11 tackles at Lock Haven with 1.5 sacks...recorded a team-high six quarterback hurries and broke up four passes.

2012 (R-Freshman): Appeared in all 13 games for the Red Raiders during his debut season...employed as either a linebacker or exterior defensive lineman...totaled 12 tackles (seven solo), including at least one in 10 games...credited with a career-high three tackles at ESU...contributed to a half-sack at ESU.

2011 (Freshman): Redshirt season.

Spring Grove High School: Played linebacker for the Rockets under head coach Gregg Trone...earned three varsity letters...honored with All-YAIAA First Team honors as a senior and Second Team honors as a junior...received Hanover Evening Sun First Team All-Area honors as a junior and a senior...totaled over 350 tackles in his career...also played basketball and baseball and competed in wrestling.

Personal: Full name is Cortlin Anthony Dell...is the son of John and Diane Dell...majoring in exercise science and seeking minors in biology and gerontology...has a brother, Cameron.

Defense	G	UT	AT	TT	TFL	Sacks	Int	PD	FF	FR
2012	13	7	5	12	0.5-1	0.5-1	0-0	0	0	0
2013	11	55	29	84	8.5-34	3.5-25	0-0	4	0	0
Career	24	62	34	96	9.0-35	4.0-26	0-0	4	0	0



Joe DOLAN

DL • R-Sophomore • 6-1 • 255
Scranton/Abington Heights

54

2013 (R-Freshman): Earned a starting job along the defensive line in the third week of the season and never looked back, making starts in the final nine games of his first on-field season...totaled 26 tackles in 11 games, with five for loss...registered sacks against Seton Hill and Cheyney...recorded a career-high four tackles against East Stroudsburg, Kutztown and IUP.

2012 (Freshman): Redshirt season.

Abington Heights High School: Played offensive line and all along the defensive line for the Comets under head coach Joe Repshis...earned three varsity letters...LFC Division 1 First Team Offense and Second Team Defense as a senior...LFC Division 1 First Team on both sides of the ball as a junior...totaled 59 tackles as a senior with one fumble recovery...totaled 40 tackles as a junior...also competed in track & field.

Personal: Full name is Joseph Coyle Dolan...is the son of Joe and Teri Dolan...majoring in sociology...has one sister, Mallory.

Defense	G	UT	AT	TT	TFL	Sacks	Int	PD	FF	FR
2012	13	7	5	12	0.5-1	0.5-1	0-0	0	0	0
2013	11	13	13	26	5.0-15	2.0-10	0-0	1	0	0
Career	11	13	13	26	5.0-15	2.0-10	0-0	1	0	0



Chris FEGLEY

LS • Sophomore • 5-10 • 185
Harrisburg/Central Dauphin

42

2013 (Freshman): Appeared in 10 games as a long snapper in his rookie season...assisted on a tackle at Slippery Rock...recovered a crucial fumble late against West Chester.

Central Dauphin High School: Played center, linebacker and long snapper for the Rams under head coach Glen McNamee...helped team to 2011 PIAA 'AAAA' state title as a junior.

Personal: Full name is Christopher M. Fegley...is the son of Will and April Fegley...majoring in supply chain management.



Jordan HARRO

WR • R-Sophomore • 5-10 • 195
Annville/Palmyra

4

2013 (R-Freshman): Played in seven games in his first competitive season for the Red Raiders...caught two passes for 46 yards, including a 36-yard reception up the right sideline against Seton Hill...other catch also came against the Griffins.

2012 (Freshman): Redshirt season.

Palmyra High School: Played wide receiver and defensive back for the Cougars under head coach Chris Pope...earned three varsity letters...named to the 2011 All-Lebanon County First Team offense, defense and punter...caught over 30 passes for more than 550 yards and six touchdowns as a senior...intercepted six passes on defense...finished career with over 1,100 yards receiving, 56 tackles and eight interceptions...also competed in basketball and track & field.

Personal: Full name is Jordan Michael Harro...is the son of Cliff and Jodi Harro...majoring in finance with a concentration in personal financial planning...has a sister, Ashley, and a brother, Ethan.

Receiving	G	Rec	Yds	Avg	TD	LG
2013	7	2	46	23.0	0	36
Career	7	2	46	23.0	0	36





Adam HOLLINGER

RB • Sophomore • 5-9 • 210
Harrisburg/Central Dauphin

44

2013 (Freshman): Appeared in all 11 games on special teams in his first season with the program...returned one kickoff vs. West Chester... earned The Jack and Arlene Roddick Red Raiders Football Scholarship at the team banquet.

Central Dauphin High School: Earned one varsity letter for the Rams under head coach Glen McNamee...totaled 995 yards rushing on 113 carries with seven scores...added 11 receptions for 100 yards and two touchdowns...on defense, totaled 143 tackles, four sacks, six pass deflections, four forced fumbles and three fumble recoveries...named Second Team All-Conference.

Personal: Full name is Adam James Hollinger...is the son of Jeff and Lyn Hollinger...majoring in economics...has a brother, Chris Hollinger, and a sister, Emily Hollinger Rittle.



Brandon HOLLISTER

LB • R-Sophomore • 5-10 • 195
Washington Boro/
Lancaster Catholic

33

2013 (R-Freshman): Played in eight games – including the first seven games of the season – in his first competitive season with the club... made eight tackles, including six solo...totaled five tackles, including a sack and another half-TFL, at Millersville...recovered a fumble at Cheyney.

2012 (Freshman): Redshirt season.

Lancaster Catholic High School: Played running back and linebacker for the Crusaders under head coach Bruce Harbach...earned three varsity letters...rushed for 1,547 yards and 25 touchdowns as a senior... also caught 13 passes for 187 yards and a touchdown...as a junior, rushed for 1,015 yards and 18 touchdowns, in addition to catching 10 passes for 149 yards and three touchdowns...earned Lancaster Lebanon League All-Conference honors on offense and defense as a junior and senior...named an All-State linebacker...also competed in track & field.

Personal: Full name is Brandon Joseph Hollister...is the son of William and Terri Hollister...majoring in marketing...has two brothers, Billy and Bryan...family member Mike wrestled for Shippensburg... family members Sam and Trent also attended Shippensburg.

Defense	G	UT	AT	TT	TFL	Sacks	Int	PD	FF	FR
2013	8	6	2	8	1.5-5	1.0-4	0-0	1	0	1
Career	8	6	2	8	1.5-5	1.0-4	0-0	1	0	1



Alex KULJIAN

TE • R-Senior • 6-3 • 245
Temecula, Cal./Great Oak

81

2013 (R-Junior): Named the All-PSAC East Second Team tight end in his second season as a starter...hauled in career highs of 12 passes for 135 yards with an 11.2 yard-per-catch average...caught a four-yard touchdown at Cheyney and hauled in a one-handed, season-long 22-yard reception at Bloomsburg on national television...set a career high with three catches on two occasions: against East Stroudsburg and Seton Hill...had a season-high 31 yards receiving against ESU...earned the Patricia Rees Memorial Scholarship at the team banquet.

2012 (R-Sophomore): Fulfilled the role of starting tight end for the Red Raiders in his second full season...earned starts against Shepherd, The Rock, ESU, Lock Haven, Cheyney and in the NCAA playoffs versus Bloomsburg (six games)...appeared in all 13 games...caught nine passes for 111 yards...posted career highs with two receptions and 32 receiving yards in addition to his first career touchdown catch in a victory over Millersville...managed at least one reception in eight games... had a career-long 24-yard reception versus Millersville.

2011 (R-Freshman): Played in all 11 games, primarily on special teams...earned a start at tight end at Millersville...caught one pass for 23 yards against Kutztown...graded out at 65 percent on the season among 110 total snaps...played a career-high 29 snaps against Kutztown, grading out at a career-high 72 percent...played 24 snaps at Millersville and 18 at Cheyney, grading out at 67 percent in both games.

2010 (Freshman): Redshirt season.

Great Oak High School: Durable tight end who helped Scott Strosnider's Wolfpack to a 6-5 finish in 2009 and an appearance in the postseason...lettered in two seasons...finished second on team in receptions and receiving yards with 27 catches for 350 yards and three touchdowns as a senior...averaged 12.89 yards per reception...was good for an additional 15 receptions and 186 yards as a junior... also played linebacker and punted for the Wolfpack ... named to the All-Southwestern League Second Teams as both a tight end and a defensive lineman selection.

Personal: Full name is Alexander Jake Kuljian...is the son of Nancy and Gordon Kuljian...majoring in supply chain management and operations...has two younger brothers, Garrett and Tanner...Kuljian's uncle, Joe Maddon, is the manager of the Tampa Bay Rays.

Receiving	G	Rec	Yds	Avg	TD	LG
2011	11	1	23	23.0	0	23
2012	13	9	111	12.3	1	24
2013	9	12	135	11.2	1	22
Career	33	22	269	12.2	2	24



Tim LATHAM

OL • R-Senior • 6-3 • 290
Quarryville/Solanco

72

2013 (R-Junior): Returned from injury to start nine games while playing in all but one game overall...manned the left guard spot for the majority of the season after playing at right guard the year before... started first seven games of the season...started the first game of the season at center before moving back to left guard.

2012 (R-Sophomore): Played in seven games for the Red Raiders before injury cut short the rest of his season...started at right guard in the first six games of the season.

2011 (R-Freshman): Played in all 11 games and earned a start in the season opener at Shepherd...played in a career-high 53 snaps at left tackle against the Rams and graded out at 72 percent...also appeared in double-digit snaps at left tackle in seven other games...played 225 snaps on the year and finished with a grade-out of 68 percent...posted a career-high grade-out of 88 percent on 24 plays against West Chester...graded out at 79 percent against Kutztown and East Stroudsburg.

2010 (Freshman): Redshirt season.

Solanco High School: Dominating offensive tackle for the Golden Mules and coach Joe Pearson...blocked for a group of running backs that compiled 2,541 rushing yards, an average of 254 yards per game... defensively had 60 tackles and a pair of sacks as a defensive end... named the Section 2 Offensive Lineman of the Year...picked as a First Team Section 2 All Star and an All-League offensive lineman as a senior...named a PA Football News Honorable Mention All-State selection at class AAA...also competed in wrestling and track and field.

Personal: Full name is Timothy Steven Latham...is the son of Donna and Steven Latham... majoring in exercise science while seeking a minor in coaching and biology...has two older sisters, Stephanie and Jessica.





Chris LAWSHE

QB • R-Junior • 6-3 • 230
Caldwell, N.J./James Caldwell

17

2013 (R-Sophomore): Again saw valuable playing time as a backup/change-of-pace quarterback for the team in his second competitive season...played in every game...as a designed runner, was second on the team in rushing with 255 yards and four touchdowns on 49 carries...averaged 5.2 yards per carry...was 13-of-32 passing for 115 yards on the season with a touchdown against Seton Hill...posted a season passing efficiency of 81.12...third on the team in total offense (370 yards)...had a career-long rush of 67 yards for a touchdown vs. East Stroudsburg...ran for 97 yards on eight carries vs. ESU and career highs of 98 yards on 15 carries vs. Seton Hill...also rushed for scores against Seton Hill, Lock Haven and Kutztown...attempted a career-high 14 passes at Shepherd...earned the Zack Topper Memorial Scholarship at the team banquet.

2012 (R-Freshman): Excelled as a change-of-pace quarterback for the Red Raiders in his first full season on the field...served as the primary backup but also entered the game frequently for designed plays...completed 60 percent of his passes (15-of-25) for 206 yards and touchdowns against ESU and Cheyney...averaged 14 yards per completion, including a season-long 55-yard pass play against the Warriors...thrived as a rusher...posted a 4.7 yards per carry average despite a lofty 50 rushes...finished third on the team with 236 rushing yards...reached paydirt on the ground against ESU, Millersville, Kutztown, West Chester and Bloomsburg (NCAA playoffs)...totaled a season-high eight carries for 51 yards and a touchdown at ESU...had a season-long run of 31 yards...accrued 442 yards of total offense.

2011 (Freshman): Redshirt season.

James Caldwell High School: Served as the signal caller for the Chiefs under head coach Ken Trimmer...earned three varsity letters...completed more than 56 percent of his passes...threw for over 4,400 yards and 37 touchdowns in his career...tabbed as an All-Conference player in junior and senior seasons...selected as one of the Top 100 juniors and seniors in New Jersey...received All-Essex County First Team honors as a senior...squad won a state championship in sophomore season...also played basketball and lacrosse.

Personal: Full name is Christopher Harvey Lawshe...is the son of Jeff and Lori Lawshe...major is management while seeking a minor in coaching...has three siblings: Michael, Derek and Maggie.



Passing	G	Att	Cmp	Pct	Yds	TD	Int	Lg	Eff
2012	13	15	25	60.0	206	2	1	55	147.6
2013	11	13	32	40.6	115	1	0	20	81.1
Career	24	28	57	49.1	321	3	1	55	147.6

Rushing	G	Att	Yards	Avg	TD	LG
2012	13	50	236	4.7	5	31
2013	11	49	255	5.2	4	67
Career	24	99	491	9.8	9	67

Total Offense	G	Rush	Pass	Total	Avg/Gm
2012	13	236	206	442	34.0
2013	11	255	115	370	33.6
Career	24	491	321	812	33.8



Michael LLOYD

K/P • Senior • 6-0 • 159
Shippensburg/Shippensburg
Area (King's)

18

2013: Was not a member of the team.

2012 (Junior): Kicked his way into the record books as he recorded one of the most prolific seasons for a kicker in school history...set school single-season records for points by kicking (80), PATs (59) and PAT attempts (64)...tied the school single-game PAT records for makes, attempts and accuracy at Kutztown on a 10-for-10 performance...was 7-for-14 on field-goal attempts...80 points were third on the team...made a season-long 43-yard field goal vs. LIU Post - the longest field goal made by a Red Raider since 2007 (51 games)...booted 61 kickoffs for a 58.3 average...recorded 12 touchbacks.

2011 (Sophomore): Starting kicker and punter for King's...was 7-for-9 on field goals and was 10-12 on extra point attempts...led the team with 31 points scored...totaled 50 punts for an average of 35.8 yards per boot...season-long punt was 55 yards...named Middle Atlantic Conference (MAC) Special Teams Player of the Week early in season after kicking three field goals (including a school-record long make of 43 yards) and six extra points in a victory over Stevenson.

2010 (Freshman): Served as the back-up kicker in his first season at King's.

Shippensburg High School: Served as the kicker for the Greyhounds under head coach Eric Foust...earned Mid-Penn Honorable Mention accolades in 2009 and 2010...earned 12 total varsity letters competing in football, soccer, wrestling, diving and baseball.

Personal: Full name is Michael Robert Lloyd...is the son of William and Suzanne Lloyd...majoring in political science and seeking a minor in international studies while serving as a member of Shippensburg University ROTC...family member William attended Shippensburg.

Kicking	FGM	FGA	1-19	20-29	30-39	40-49	50+	Long	Blkd	PATs
2012	7	14	0-0	0-3	5-7	2-4	0-0	43	2	59-64
Career	7	14	0-0	0-3	5-7	2-4	0-0	43	2	59-64



Shannon MAURA

RB • R-Senior • 5-6 • 165
Mount Airy, Md./
Glenelg (Nassau C.C.)

32

2013 (R-Junior): Played in the final nine games of the season in his first campaign at Shippensburg...made an immediate impact as a kick-off returner and a reserve running back...fourth on the team with 551 all-purpose yards...set a school single-season record with a 38.0-yard kickoff return average (304 yards on eight returns)...third on the team in rushing with 118 yards on 27 carries...carried the ball 14 times for 95 yards and a touchdown at Cheyney...also caught 11 passes for 129 yards and a touchdown, including a 65-yard touchdown reception vs. Seton Hill...in his Red Raider debut, shattered the school single-game kickoff return yardage record with 240 yards on five carries vs. East Stroudsburg...returned a kick 96 yards for a touchdown in the fourth quarter vs. East Stroudsburg (SU's first since 2009) and added an 83-yard return in the first quarter vs. the Warriors.

2012 (R-Sophomore): Played football at Nassau Community College.

2011 (Sophomore): Walked on at Temple; took a redshirt.

2010 (Freshman): Played football at West Virginia State.

Glenelg High School: Earned three varsity letters as a running back for the Gladiators under head coach Butch Schaffer...two-year team captain...rushed for over 1,200 yards as a senior...named First Team All-County as a senior after being named to the Second Team as a junior...named to the Baltimore Touchdown Club All-Star Game...also competed in track & field.

Personal: Full name is Shannon Dean Maura...is the son of Shannon Sr. and Dwauna Maura...plans to major in business...has a brother, Davonte.

Rushing	G	Att	Yards	Avg	TD	LG
2013	9	27	118	4.4	1	19
Career	9	27	118	4.4	1	19

Receiving	G	Rec	Yds	Avg	TD	LG
2013	9	11	129	11.7	1	65
Career	9	11	129	11.7	1	65

All-Purpose	G	Rush	Rec	PR	KR	Total
2013	9	118	129	0	304	551
Career	9	118	129	0	304	551





**Sheldon
MAYER**

WR • R-Junior • 5-7 • 170
Norristown/Norristown

1

2013 (R-Sophomore): Thrived as a full-time starter at wide receiver and the team's primary punt returner en route to being named to the All-PSAC East First Team at both receiver and return specialist... ranked among the PSAC leaders with 63 catches (tied for sixth) for 897 yards (fifth) and eight touchdowns (tied for sixth)...led the conference in returns (22), yards (303) and average per return (13.8, 12th-best in Division II)...led SU with 14.2 yards per catch...third on the team with 1,293 all-purpose yards...first Red Raider since 2006 to earn First Team return specialist conference accolades...returned a punt 85 yards for a touchdown at Slippery Rock, becoming the first SU player in 15 seasons to take a punt back to the house...244 yards receiving on nationally-televised victory at Bloomsburg was second-most in a game in school history...two receiving touchdowns at Bloomsburg went for 84 and 77 yards...84-yarder was a career long reception and the seventh-longest in school history...also had two receiving scores at Millersville...had a career-high 11 catches for 163 yards and a score against Kutztown...totaled 102 yards on six catches vs. West Chester... also had receiving touchdowns vs. Slippery Rock, East Stroudsburg and Seton Hill...threw a 46-yard touchdown vs. Seton Hill...rushed for a touchdown vs. Kutztown...also returned four kickoffs for 93 yards on the season (third-most on the team)...given the George & Meriem Kaluger Award for special teams player of the year at the team banquet.

2012 (R-Freshman): Completed the transition from running back to wide receiver in his second full season on the field with the Red Raiders while also serving as the team's primary punt returner...appeared in 12 of the team's 13 games...made starts against LIU Post, IUP and Winston-Salem State...ranked sixth on the team with 26 receptions for 243 yards and three touchdowns...led the squad with 14 punt returns for an average of 11.6 yards per run back...had a season-long punt return of 32 yards versus Millersville in a game that he netted a career-high 83 punt return yards...tallied three punt returns in the regular season versus Bloomsburg...caught at least one pass in 10 games, including a career-high six receptions for 69 yards and a touchdown at ESU...also hauled in touchdown passes against Slippery Rock and Lock Haven... finished with five receptions for 36 yards at Lock Haven.

2011 (Freshman): Earned significant playing time in the first three games of the season before sitting out the final eight games with an injury...finished with 109 yards on 19 carries, good for a 5.7 average, while also catching three balls for 55 yards and a score...caught a 37-yard touchdown pass in the season opener against Shepherd...also carried the ball six times for 31 yards against the Rams...toted the rock 10 times for 37 yards (both career highs) in the next game, at Gannon, while adding 18 yards on two receptions...got loose for a career-long 38-yard burst against Clarion and finished the game with three carries for 41 yards while also returning a kickoff 14 yards.

2010 (Freshman): Attended Shippensburg; competed with the team during the spring.

Norristown High School: Played tailback for the Eagles under head coach E.J. Smith and Brian Kennedy...earned All-Suburban One First Team honors...achieved All-Pennsylvania honorable mention...also played basketball and track & field.



Personal: Full name is Sheldon Mayer...is the son of Arthur and Maurine Mayer...majoring in human communications studies...has four siblings: Sean, Steven, Arthur and Shannon.

Rushing	G	Att	Gain	Lost	Net	Avg	TD	LG
2011	3	19	111	2	109	5.7	0	38
2013	11	2	3	3	0	0.0	1	3
Career	14	21	114	5	109	5.2	1	38

Receiving	G	Rec	Yds	Avg	TD	LG
2011	3	3	55	18.3	1	37
2012	12	26	243	9.3	3	36
2013	11	63	897	14.2	8	84
Career	26	92	1195	13.0	12	84

All-Purpose	G	Rush	Rec	PR	KR	Total
2011	3	109	55	0	14	178
2012	12	0	243	162	0	405
2013	11	0	897	303	93	1293
Career	26	109	1195	465	107	1876



**Chad
MILLER**

DB • R-Junior • 6-0 • 180
Greencastle/Greencastle-Antrim

10

2013 (R-Sophomore): Played in all 11 games as a reserve safety and made his first career start at Cheyney...finished the year with 19 tackles, including 12 solo...made a career-high four tackles in season finale vs. IUP...had a half-tackle for loss in season opener at Shepherd... defended two passes.

2012 (R-Freshman): Appeared in 11 games for the Red Raiders and contributed from the secondary in his first full season on the field... finished the campaign with seven tackles, including a career-high three versus Slippery Rock...had multiple tackles versus Cheyney...recovered a fumble against Cheyney.

2011 (Freshman): Redshirt season.

Greencastle-Antrim High School: Played defensive back and wide receiver for the Blue Devils under head coach Chuck Tinninis...received All-Colonial League honorable mention...squad consistently reached the postseason...also played baseball.

Personal: Full name is Chad Alan Miller...is the son of Mark and Angie Miller...majoring in marketing...has a sister, Morgan.

Defense	G	UT	AT	TT	TFL	Sacks	Int	PD	FF	FR
2012	11	4	3	7	0.0-0	0.0-0	0-0	0	0	1
2013	11	12	7	19	0.5-1	0.0-0	0-0	2	0	0
Career	22	16	10	26	0.5-1	0.0-0	0-0	2	0	1



**Justin
PYLE**

RB • Sophomore • 5-8 • 190
Garnet Valley/Garnet Valley

6

2013 (Sophomore): Played in the first three games of the season, including making his first career start in the season opener at Shepherd, before missing the final eight games to injury...was granted a medical redshirt...carried the ball nine times...caught 11 passes for 111 yards and a touchdown...recorded his first career receiving touchdown at Slippery Rock in a four-catch, 53-yard (career-high) effort...also caught four passes at Shepherd.

2012 (Freshman): Played a key role as a running back and returner for the Red Raiders straight out of high school in his debut season...led the team with 19 kickoff returns, totaling 384 yards on those run-backs...averaged 20.2 yards per kickoff return, including a long of 31 yards...earned 15 carries out of the backfield for a total of 44 yards... averaged 2.9 rushing yards per carry...scored his lone touchdown of the season against Cheyney...registered a season-high eight carries versus Millersville...caught two passes for nine yards...tallied 437 all-purpose yards.

Garnet Valley High School: Three-year varsity contributor for the Jaguars under head coach Mike Ricci...as a senior, ran for 1,745 yards and scored 21 touchdowns...First Team All-Conference and All-County... All-County Player of the Year... named the 2011 Daily Times Football Player of the Year...also an honorable mention selection at running back on the 2011 All-EasternPAFootball.com Big School Team (Class AAAA-Class AAA)...Second Team All-State...Second Team All-Southeastern PA...ran the ball 62 times for 409 yards and five touchdowns as a junior despite missing four games due to injury... added 348 receiving yards and seven touchdowns on his career...also played baseball.

Personal: Full name is Justin Raymond Pyle...is the son of Butch and Sandy Pyle...majoring in marketing...has a younger sister, Ashley.

Rushing	G	Att	Yards	Avg	TD	LG
2012	12	15	44	2.9	1	9
2013	3	9	1	0.0	0	2
Career	15	24	45	1.9	1	9

Receiving	G	Rec	Yds	Avg	TD	LG
2012	12	2	9	4.5	0	5
2013	3	11	111	10.1	1	27
Career	15	13	120	9.2	1	27

All-Purpose	G	Rush	Rec	PR	KR	Total
2012	12	44	9	0	384	437
2013	3	1	111	0	0	112
Career	15	45	120	0	384	549



Hayden RIGO

OL • R-Sophomore • 6-4 • 285
Stoystown/North Star

74

2013 (R-Freshman): Played in 10 games in his first on-field season, including a start at right tackle in the season opener at Shepherd.

2012 (Freshman): Redshirt season.

North Star High School: Excelled at offensive and defensive tackle for the Cougars under head coach Stacy Schmitt...earned four varsity letters...named a WestPAC All Star as a senior...earned All-Somerset County honors at offensive tackle...received All-Tribune-Democrat Second Team honors as a junior...All-State Honorable Mention by WesternPAFootball.net...totaled 76 tackles, including 43 solo stops, as a senior...also played basketball.

Personal: Full name is Hayden Gene Rigo...is the son of Cheryl Rigo...majoring in marketing.



Brandon ROBINSON

OL • R-Senior • 6-2 • 265
Mont Alto/Waynesboro

60

2013 (R-Junior): Started all 11 games in his first season as a full-time starter...manned the left tackle position and protected the quarterback's blind side...graded out at a season-high 80 percent at Lock Haven...also recorded grade outs of over 76 percent vs. Seton Hill and Kutztown...graded out at at least 73 percent in five consecutive games in the middle of the season.

2012 (R-Sophomore): Became a member of the offensive line rotation during the season and appeared in seven games, including five conference games and one NCAA playoff game, for the Red Raiders...primarily used as a guard.

2011 (R-Freshman): Redshirt season.

2010 (Freshman): Was not with the team during the regular season.

Waynesboro High School: Three-year letterman who served as a team captain while playing along the offensive and defensive lines for the Indians under head coach Darwin Seiler...was a leader along the offensive line...finished the season with 70 tackles and 0.5 sacks as a senior...forced one fumble and recovered one fumble...started all 30 games from sophomore to senior season, including starting both on offense and defense during junior and senior seasons...was a Mid-Penn Colonial First Team Offensive Lineman All-Star as a junior and a senior...named a First Team All-County Football All Star and a First Team Public Opinion selection...competed as a thrower for the varsity track and field team and lettered in all four seasons.

Personal: Full name is Brandon E. Robinson...is the son of Jane and Bobby Robinson...majoring in marketing while seeking a minor in exercise science...has a younger brother, Ryan.



Sean SADOSKY

DL • R-Senior • 6-2 • 250
Saint Mary's/Saint Mary's

50

2013 (R-Junior): Missed the first four games of the season to injury before returning to play in the final seven games...totaled 20 tackles, with 10 solo and four for loss...recorded a season-high six tackles at Cheyney...made two tackles for loss vs. Seton Hill...recorded at least a half-TFL in each of the final three games of the season.

2012 (R-Sophomore): Took to the field for all 13 games in his second season as a steady linebacker for the Red Raiders...made his first career start in the PSAC championship game at IUP and earned another start in the NCAA playoffs at Winston-Salem State...tied for 10th on the team with a career high 40 tackles...notched a sack for a loss of six yards versus Millersville...recorded additional tackles for loss versus Millersville and Winston-Salem State...forced and recovered a fumble in the NCAA playoffs versus Winston-Salem State...had at least one tackle in 12 of 13 games, including a career-high eight against Millersville and LIU Post...had five tackles in the NCAA playoffs versus Winston-Salem State and against Cheyney.

2011 (R-Freshman): Played in all 11 games in his debut season on the field for the Red Raiders...totaled 26 tackles, including 22 solo, and notched at least one tackle in each contest...had a tackle for loss at Millersville...also forced a fumble and recovered a fumble against the Marauders...forced another fumble and tallied a career-high five tackles against Mercyhurst in season finale.

2010 (Freshman): Redshirt season.

Saint Mary's High School: Three year letterman who helped Joe Schlimm's Flying Dutchmen to a 6-4 season as a senior...finished his senior campaign with 120 tackles, five sacks and one interception that he returned for a touchdown...scored two touchdowns offensively as a tight end during 2009 season...turned in 105 tackles as a junior including eight sacks...in first varsity season had 86 tackles including 45 solo stops, one interception, 10 sacks and a fumble recovery that was returned for a touchdown...named as a linebacker to the Associated Press Class AAA All-State First Team following both junior and senior seasons selected as a First Team All-Nittany Mountain Athletic Conference linebacker as a junior and as a senior...also named first team offensive lineman as a junior and second team tight end as a senior...also participated in wrestling for St. Mary's, twice placing at PIAA State Championships.

Personal: Full name is Sean Matthew Sadosky...is the son of William and Kelley Sadosky...majoring in criminal justice...has an older brother, Joe, and a younger brother, Austin.

Defense	G	UT	AT	TT	TFL	Sacks	Int	PD	FF	FR
2011	11	22	4	26	1.0-1	0.0-0	0-0	0	2	1
2012	13	19	21	40	2.0-8	1.0-6	0-0	0	1	1
2013	7	10	10	20	4.0-8	0.0-0	0-0	0	0	0
Career	31	51	35	86	7.0-17	1.0-6	0-0	0	3	2



T.J. SMINK, JR.

OL • R-Sophomore • 5-11 • 275
Harleysville/North Penn

77


2013 (R-Freshman): Made his career debut with a start at center in the second game of the season and never looked back, starting the remaining 10 games on the year...graded out at a season-high 77 percent vs. West Chester.

2012 (Freshman): Redshirt season.

North Penn High School: Two-year starter as a lineman for the Knights under coach Dick Beck...earned two varsity letters...served as senior captain...tabbed as a Suburban One League Continental Conference First Team selection...Intelligencer First Team All-Intel...PA Football News First Team AAAA All-State...awarded the Ninth Annual Stephen Krader Memorial Scholarship by his school...also played baseball.

Personal: Full name is Thomas Jeffery Smink Jr...is the son of Tom and Linda Smink...majoring in marketing...has two brothers, Tyler and Jonathan...family member Miranda currently attends Shippensburg.




**Kurt
WALKER**

DL • R-Junior • 6-3 • 280
Osceola Mills/
Philipsburg-Osceola

91

2013 (R-Sophomore): Played in every game and made three starts on the season – including the first two games – in the middle of the defensive line...made 16 tackles with 11 solo...made a career-high six tackles in the season opener at Shepherd...defended one pass and registered a quarterback hurry.

2012 (R-Freshman): Filled a major role along the defensive line as a valuable member of the rotation during his debut season on the field with the Red Raiders...played in all 13 games as a rookie...scooped up a fumble and returned it 80 yards for a touchdown at Lock Haven...notched a tackle for loss versus Millersville...contributed to one half of a sack at ESU...totaled six tackles, including a game-high two versus Millersville.

2011 (Freshman): Redshirt season.

Philipsburg-Osceola High School: Thrived as a defensive end and linebacker for the Mounties under head coach Jeff Vroman...missed his senior season due to injury...earned three varsity letters...totaled 81 tackles between sophomore and junior seasons...received All-Mountain Athletic Conference Second Team honors as a junior...honored with All-Area First Team merits...named a Top 200 lineman by New Level Athletics...was a member of the National Honor Society.

Personal: Full name is Kurtis Scott Walker...parents are Scott Walker, Bobbi Scovern and Dave Scovern...majoring in majoring in geoenvironmental studies...has two sisters, McKenzie Walker and Kylie Scovern.

Defense	G	UT	AT	TT	TFL	Sacks	Int	PD	FF	FR
2012	13	4	2	6	1.5-1	0.5-0	0-0	0	0	1
2013	11	11	5	16	0.0-0	0.0-0	0-0	1	0	0
Career	24	15	7	22	1.5-1	0.5-0	0-0	1	0	1


**Daniel
WHEELER**

TE • R-Junior • 6-2 • 260
Lewistown/Lewistown

85

2013 (R-Sophomore): Made the transition from tight end to the team's starting fullback in his second season on the field for the Raiders...played in all but one game on the season with six starts...used his receiving skills out of the backfield, catching 11 passes for 100 yards on the season...averaged 9.1 yards per catch...caught a career-high four passes for 39 yards at Millersville...had a season-long 18-yard catch at Lock Haven.

2012 (R-Freshman): Emerged as the second-string tight end and a reliable pass catcher and blocker for the Red Raiders in his debut season on the field...played in all 13 games during the season...hauled in four receptions during the season totaling 54 yards, including a five-yard touchdown grab versus Millersville...caught two passes for 41 yards at Lock Haven.

2011 (Freshman): Redshirt season.

Lewistown Area High School: Played wide receiver and tight end for the Panthers under head coach Steven Guthoff...earned three varsity letters...named All-Mountain League Second Team as a senior wide receiver...received All-Mountain League honorable mention as a junior...hauled in 25 receptions as a senior for 346 yards and five touchdowns...totaled nearly 750 receiving yards in his career...was a three-year varsity letterwinner in basketball...picked to All-Mountain League First Team squad as a senior basketball player...designated a scholar athlete by the Central Pennsylvania Chapter of the National Football Foundation and College Football Hall of Fame, earning recognition for athletics, academics, and community service.

Personal: Full name is Daniel Stephen Wheeler...is the son of Craig and Karen Wheeler...majoring in business administration...has a sister, Samantha.

Receiving	G	Rec	Yds	Avg	TD	LG
2012	13	4	54	13.5	1	30
2013	10	11	100	9.1	0	18
Career	23	15	154	10.3	1	30


REVIEW



Following up the historic, record-breaking 2012 season would not be an easy task for any team, but the 2013 Raiders returned 29 letter-winners and 11 seniors for the 2013 season ready to follow up the NCAA-qualifying, 11-win team that put Shippensburg football back on the national map.

SU returned 14 starters, including eight on defense. The Raiders also returned three All-Americans – including defending Harlon Hill Trophy-winning senior quarterback Zach Zulli – as all three players would go on to repeat as All-Americans in 2013 (senior defensive end Jake Metz and junior wide receiver Trevor Harman). The trio, plus senior offensive lineman Jason Brady and senior defensive end Dainen Green, served as team captains and led the Raiders into the high expectations of 2013.

SU was voted atop a preseason divisional poll for the first time since 2004 as the Raiders were picked to defend their Eastern Division crown in the PSAC Preseason Coaches Poll. SU received six of the eight first-place votes as it was the first time it had been ranked higher than fourth in any preseason poll over the last nine years.

The expectations were high on a national scale as well, as Shippensburg entered the season ranked in the Top-10 in three different preseason polls, including No. 7 in the AFCA, No. 5 in Lindy's and No. 2 in the Sporting News.

The Raiders opened the season with the 16th annual Great Valley Classic against regional rival Shepherd. With the Rams ranked No. 25 in the AFCA preseason poll, it marked the first time in the classic's history that both teams entered with a national ranking. In fact, the game was one of three in Division II's opening weekend that featured a pair of nationally-ranked teams.

The Raider offense was forced into six turnovers by the Ram defense, however, as SU was held scoreless for the first time in 49 in games in a 33-0 road shutout loss at Shepherd.

Shippensburg looked to bounce back in Week 2 with another road test – this time under the lights at PSAC West foe Slippery Rock. Making its first trip to The Rock since 2006, SU couldn't keep up with the eventual PSAC West champions in a 58-38 loss to fall to 0-2 on the young season.

The Raiders bounced back, however, with five straight wins – including a 4-0 start in PSAC East play – beginning with a solid 41-31 loss in the home and divisional opener against East Stroudsburg. SU then easily dispatched Millersville on the road and conference newcomer Seton Hill at home – while tying the school single-game record of 73 points – before surviving a valiant and up-and-coming Lock Haven team late on its Homecoming.

SU followed with a home blowout of Kutztown – its school-record 12th consecutive home victory (dating back to the 2011 season) – to set up a crucial two-game stretch against chief rivals and fellow PSAC East leaders West Chester and Bloomsburg, both nationally ranked and undefeated on the season, to close out October.

The back-and-forth Homecoming contest against No. 13 West Chester came down to the final seconds. With the score tied at 29-29, West Chester took over with 2:26 to play and drove down to the SU nine-yard line, where it kicked a 26-yard field goal with 1.1 seconds remaining for the three-point win. Junior running back Blair Brooks (career-high 155 yards rushing and a touchdown) and junior linebacker Brian Sourber (game-high 12 tackles) were named VFW Homecoming Offensive and Defensive MVPs.

SU had little time to ponder on the heartbreaking loss that snapped the home winning streak as it had to bounce back quickly on a short week to play on the road at No. 5 Bloomsburg under the lights on Thursday night.

The Halloween matchup was nationally televised on CBS Sports Network and was SU's first Thursday night game and first game nationally televised since the 2010 season. Led by an aerial passing attack from the right arm of Zulli (season-high 466 yards and five touchdowns), Shippensburg stunned the hosts, 34-18.

The Raiders out-gained BU by a 549-258 margin and held the nation's fifth-leading rushing team to just 106 yards on the ground. The win gave Shippensburg its first three-game winning streak over the Huskies in nearly 20 years.

Shippensburg closed out the season with a 42-0 road shutout at Cheyney to finish divisional play and a 42-21 Senior Day loss in the home and regular-season finale to defending conference champions IUP in a rematch of the 2012 PSAC State Game.

Shippensburg finished the season 7-4 overall and repeated as PSAC Eastern Division champions, this time splitting the divisional title with Bloomsburg and West Chester as all three teams posted 6-1 records. (Bloomsburg earned the berth in the PSAC State Game, however, by virtue of its record against the PSAC West.)

For the third consecutive season, Zulli led the PSAC in touchdown passes (35) and finished his storied career with 123 to put him in sole possession of third place in Division II history. Harman's season was the best for a receiver in school history and one of the best in PSAC history as his 105 catches and 22 receiving scores were each second-most in conference single-season annals (his 1,421 receiving yards and nine 100-yard games were also school single-season records).

On the defensive side of the ball, Metz was named the PSAC East Defensive Player of the Year and finished his season with 11 sacks and 18 tackles for loss while setting school career records in both categories with 30.5 and 55, respectively. Metz was also named the Super Region 1 Defensive Player of the Year by both Don Hansen's Football Gazette and Daktronics.

In total, the 2013 Raiders won seven games for the third year in a row and again made a significant dent on the school record books, breaking or tying 38 individual or team records.

ASSOCIATED PRESS LITTLE ALL-AMERICA FIRST TEAM
Jake Metz (DE)

ASSOCIATED PRESS LITTLE ALL-AMERICA SECOND TEAM
Trevor Harman (WR)

DAKTRONICS, INC., ALL-AMERICA FIRST TEAM
Jake Metz (DL)

DAKTRONICS, INC., ALL-AMERICA SECOND TEAM
Trevor Harman (WR)

DON HANSEN'S FOOTBALL GAZETTE ALL-AMERICA FIRST TEAM
Trevor Harman (WR)

DON HANSEN'S FOOTBALL GAZETTE ALL-AMERICA THIRD TEAM
Jake Metz (DE)

DON HANSEN'S FOOTBALL GAZETTE ALL-AMERICA HONORABLE MENTION
Zach Zulli (QB)

D2FOOTBALL.COM ALL-AMERICA FIRST TEAM
Jake Metz (DL)

D2FOOTBALL.COM ALL-AMERICA HONORABLE MENTION
Trevor Harman (WR)

AMERICAN FOOTBALL COACHES ASSOCIATION (AFCA) ALL-AMERICA TEAM
Jake Metz (DL)

PSAC EASTERN DIVISION DEFENSIVE PLAYER OF THE YEAR
Jake Metz (DL)

ALL-PSAC EASTERN DIVISION FIRST TEAM OFFENSE
Zach Zulli (QB)
Trevor Harman (WR)
Sheldon Mayer (WR)

ALL-PSAC EASTERN DIVISION FIRST TEAM DEFENSE
Jake Metz (DL)
Brian Sourber (LB)
Tyriq Kershaw (DB)
Avery Coleman (DB)
Sheldon Mayer (RS)
Nate Schmidt (P)

ALL-PSAC EASTERN DIVISION SECOND TEAM OFFENSE
Blair Brooks (RB)
Alex Kuljian (TE)

ALL-PSAC EASTERN DIVISION SECOND TEAM DEFENSE
Dainen Green (DL)
Mike Goode (DB)
Phil Boyd (DB)

DAKTRONICS, INC. SUPER REGION 1 DEFENSIVE PLAYER OF THE YEAR
Jake Metz (DL)

DAKTRONICS, INC. ALL-SUPER REGION 1 FIRST TEAM
Jake Metz (DL)
Trevor Harman (WR)

DAKTRONICS, INC. ALL-SUPER REGION 1 SECOND TEAM
Zach Zulli (QB)

DON HANSEN'S FOOTBALL GAZETTE ALL-SUPER REGION 1 DEFENSIVE PLAYER OF THE YEAR
Jake Metz (DE)

DON HANSEN'S FOOTBALL GAZETTE ALL-SUPER REGION 1 FIRST TEAM
Trevor Harman (WR)
Jake Metz (DE)

DON HANSEN'S FOOTBALL GAZETTE ALL-SUPER REGION 1 SECOND TEAM
Zach Zulli (QB)
Tyriq Kershaw (SAF)

DON HANSEN'S FOOTBALL GAZETTE ALL-SUPER REGION 1 THIRD TEAM
Sheldon Mayer (WR)
Avery Coleman (CB)

CAPITAL ONE ACADEMIC ALL-DISTRICT 1 TEAM
Doug Randall (OL)
Brian Sourber (LB)

TEAM AWARDS

John M. "Jack" Roddick Centurion Award (Team MVP)
Trevor Harman

John Bay Award (most outstanding offensive player)
Trevor Harman

Kevin Mylett Award (most outstanding defensive player)
Jake Metz

Vinton Rambo Award (most outstanding senior lineman)
Jake Metz

Ray Ellis Fighting Heart Award
Jason Brady

George & Meriem Kaluger Award (special teams player of the year)
Sheldon Mayer

John E. Hubley Award (player with highest GPA)
Brian Sourber

Red Raider Pride Award
Marc Ranaudo

Most Improved Red Raider Award
Blair Brooks

SCHOOL RECORDS & SEASON RANKINGS



Team Records Set or Tied (5):

Points: 73 (vs. Seton Hill)
 Touchdowns: 10 (vs. Seton Hill)
 PATs: 10 (vs. Seton Hill)
 Punts: 13 (at Slippery Rock)
 Completion Pct.: 77.5 (at Bloomsburg, 31-of-40)

Individual Records Broken (33):

Single-season receptions: 105 (Harman) (Second-most in PSAC history)
 Single-season receiving yards: 1,421 (Harman)
 Single-season receiving yards per game: 129.2 (Harman)
 Single-season receiving TDs: 22 (Harman) (Second-most in PSAC history)
 Single-season 100-yard receiving games: 9 (Harman)
 Single-season games with a TD catch: 10 (Harman)
 Single-season points scored: 132 (Harman)
 Single-season touchdowns scored: 22 (Harman)
 Single-season kick return average: 38.0 (Maura)
 Single-game two players with 10+ receptions (Harman/Mayer vs. Kutztown)
 Single-game tackles for loss: 6.0 (Metz vs. Seton Hill)
 Single-game punt return TDs: 1 (Mayer at Slippery Rock)
 Single-game kick return TDs: 1 (Maura vs. ESU)
 Single-game kick return TDs: 1 (Brooks at Millersville)
 Single-game kick return yards: 240 (Maura vs. ESU)
 Single-game punt yards: 457 (Schmidt at Slippery Rock)
 Single-game extra points attempted: 10 (Newcomer vs. Seton Hill)
 Single-game extra points made: 10 (Newcomer vs. Seton Hill)
 Single-game extra point accuracy: 100.0 (Newcomer vs. Seton Hill)
 Career receptions: 223 (Harman)
 Career 100-yard receiving games: 15 (Harman)
 Career games with a TD catch: 25 (Harman)
 Career consecutive 100-yard receiving games: 8 (Harman)
 Career consecutive games with a TD catch: 10 (Harman)
 Career passing attempts: 1,410 (Zulli)
 Career passing yards per game: 249.7 (Zulli)
 Career completion percentage: 61.1 (Zulli)
 Career passing efficiency: 150.8 (Zulli)
 Career total offense yards per game: 265.1 (Zulli)
 Career tackles for loss: 55 (Metz)
 Career sacks: 30.5 (Metz)
 Career field goal accuracy: 77.1 (Newcomer)
 Career longest field goal: 49 yards (Newcomer)

NCAA Team Rankings

- 8th in Passing Offense (335.0 ypg)
- 9th in Kickoff Returns (24.3 ypr)
- 25th in Third-Down Defense (33.3 pct.)
- 26th in Passing Yards Allowed (189.2 ypg)
- 28th in Punt Returns (13.2 ypr)
- 29th in Team Passing Eff. Defense (112.49)
- 30th in Total Offense (465.2 ypg)
- 33rd in Scoring Offense (37.4 ppg)
- 33rd in Fourth-Down Defense (35.3 pct.)

NCAA Individual Rankings

- Trevor Harman (1st — Receiving TDs [22]) (4th — Receptions/Game [9.5]) (5th — Scoring [12.0]) (7th — Receiving Yards [1,421]) (8th — Rec. Yds./Game [129.2])
- Zach Zulli (4th — Passing Touchdowns [35]) (6th — Pass Yards/Game [318.2]) (8th — Completions/Game [26.7]) (8th — Pts. Responsible For [228]) (9th — Passing Yards [3,500]) (15th — Total Offense [325.3])
- Jake Metz (7th — Sacks/Game [1.0]) (19th — TFLs/Game [1.6])
- Blair Brooks (9th — Kickoff Return TDs [1]) (27th — Total Offense [156.2])
- Sheldon Mayer (11th — Punt Return TDs [1]) (12th — Punt Returns [13.8])
- Shannon Maura (9th — Kickoff Return TDs [1])

FINAL STATISTICS

SCORING	TD	FGs	Kick	PATs			Pass	DXP	Saf	Pts
				Rush	Rcv	Pass				
Trevor Harman	22	-	-	-	-	-	-	-	-	132
Drew Newcomer	-	8-14	51-56	-	-	-	-	-	-	75
Sheldon Mayer	10	-	-	-	-	-	-	-	-	60
Blair Brooks	8	-	-	-	-	-	-	-	-	48
Chris Lawshe	4	-	-	-	-	-	-	-	-	24
Zach Zulli	3	-	-	-	-	-	-	-	-	18
Quran Kent	3	-	-	-	-	-	-	-	-	18
Shannon Maura	3	-	-	-	-	-	-	-	-	18
Alex Kuljian	1	-	-	-	-	-	-	-	-	6
Anthony Williams	1	-	-	-	-	-	-	-	-	6
Justin Pyle	1	-	-	-	-	-	-	-	-	6
Total	56	8-14	51-56	-	-	-	-	-	-	411
Opponents	39	11-19	30-33	2-3	2	2-3	-	-	-	305

FIELD GOALS	FGM-FGA	Pct	1-19	20-29	30-39	40-49	50-99	Lg	Blk
Drew Newcomer	8-14	57.1	0-0	5-5	1-2	2-6	0-1	49	0

PUNTING	No.	Yds	Avg	Long	TB	FC	i20	50+	Blkd
Nate Schmidt	50	1895	37.9	59	4	12	7	5	2
Zach Zulli	3	68	22.7	27	0	0	2	0	0
TEAM	2	26	13.0	26	0	0	0	0	0
Total	55	1989	36.2	59	4	12	9	5	2
Opponents	80	3153	39.4	57	8	12	17	10	0

KICKOFFS	No.	Yds	Avg	TB	OB	Retn	Net	Ydln
Nate Schmidt	74	4194	56.7	21	0			
Total	74	4194	56.7	21	0	20.9	35.7	29
Opponents	59	3274	55.5	10	4	24.3	33.5	31

ALL PURPOSE	G	Rush	Rec	PR	KOR	IR	Tot	Avg/G
Blair Brooks	10	908	176	0	478	0	1562	156.2
Trevor Harman	11	-3	1421	0	0	0	1418	128.9
Sheldon Mayer	11	0	897	303	93	0	1293	117.5
Shannon Maura	9	118	129	0	304	0	551	61.2
Quran Kent	11	0	397	27	40	0	464	42.2
Chris Lawshe	11	255	0	0	0	0	255	23.2
Anthony Williams	6	107	16	0	64	0	187	31.2
Kyle Kush	11	-9	184	0	0	0	175	15.9
Alex Kuljian	9	0	135	0	0	0	135	15.0
Justin Pyle	3	1	111	0	0	0	112	37.3
Zach Zulli	11	78	24	0	0	0	102	9.3
Daniel Wheeler	10	2	100	0	0	0	102	10.2
Avery Coleman	11	0	0	0	9	44	53	4.8
Jordan Harro	7	0	46	0	0	0	46	6.6
Ramadan Abdullah	3	0	41	0	0	0	41	13.7
Jared Adams	11	0	0	0	0	40	40	3.6
Trevor Mack	10	0	0	0	36	0	36	3.6
James Cooper	8	0	0	0	0	21	21	2.6
Mike Goode	10	0	0	0	0	16	16	1.6
Mike Schmidt	9	0	0	0	15	0	15	1.7
Christopher Pirrone	9	0	8	0	0	0	8	0.9
Chase Fleming	11	0	0	0	6	0	6	0.5
Tyriq Kershaw	10	0	0	0	0	4	4	0.4
TEAM	8	-25	0	0	0	0	-25	-3.1
Total	11	1432	3685	330	1045	125	6617	601.5
Opponents	11	1733	2081	160	1024	186	5184	471.3

PUNT RETURNS	No.	Yds	Avg	TD	Long
Sheldon Mayer	22	303	13.8	1	85
Quran Kent	3	27	9.0	0	23
Total	25	330	13.2	1	85
Opponents	19	160	8.4	1	27

INTERCEPTIONS	No.	Yds	Avg	TD	Long
Avery Coleman	2	44	22.0	0	28
Jared Adams	1	40	40.0	0	40
Tyriq Kershaw	1	4	4.0	0	4
James Cooper	1	21	21.0	0	21
Mike Goode	1	16	16.0	0	16
Phil Boyd	1	0	0.0	0	0
Total	7	125	17.9	0	40
Opponents	12	186	15.5	0	36

KICK RETURNS	No.	Yds	Avg	TD	Long
Blair Brooks	21	478	22.8	1	89
Shannon Maura	8	304	38.0	1	96
Sheldon Mayer	4	93	23.2	0	36
Anthony Williams	3	64	21.3	0	28
Quran Kent	2	40	20.0	0	30
Mike Schmidt	1	15	15.0	0	15
Trevor Mack	1	36	36.0	0	36
Adam Hollinger	1	0	0.0	0	0
Chase Fleming	1	6	6.0	0	6
Avery Coleman	1	9	9.0	0	9
Total	43	1045	24.3	2	96
Opponents	49	1024	20.9	0	89

FUMBLE RETURNS	No.	Yds	Avg	TD	Long
Total	0	0	0.0	0	0
Opponents	2	77	38.5	0	77

FG SEQUENCE	Shippensburg	Opponents
Shepherd	46	(28),(37)
Slippery Rock	(49)	(33)
East Stroudsburg	49	(25),50,50
Millersville	46	(24)
Seton Hill	(35)	-
Lock Haven	(27)	(32)
Kutztown	(24),(20),44	(29)
West Chester	(24),(24),(40),56	53,42,(26)
Bloomsburg	-	(28)
Cheyney	-	39
IUP	32	35,42,(28), (39),45

Numbers in (parentheses) indicate field goal was made.

FINAL STATISTICS

TEAM STATISTICS	SHIP	OPP
FIRST DOWNS	250	200
Rushing	86	81
Passing	148	96
Penalty	16	23
RUSHING YARDAGE	1432	1733
Rushing Attempts	359	434
Average Per Rush	4.0	4.0
Average Per Game	130.2	157.5
TDs Rushing	6	20
PASSING YARDAGE	3685	2081
Comp-Att-Int	309-518-12	178-354-7
Average Per Pass	7.1	5.9
Average Per Catch	11.9	11.7
Average Per Game	335.0	189.2
TDs Passing	37	18
TOTAL OFFENSE	5117	3814
Average Per Play	5.8	4.8
Average Per Game	465.2	346.7
KICK RETURNS: #-Yards	43-1045	49-1024
PUNT RETURNS: #-Yards	25-330	19-160
INT RETURNS: #-Yards	7-125	12-186
FUMBLES-LOST	20-12	13-5
PENALTIES-Yards	82-753	75-650
PUNTS-AVG	55-36.2	80-39.4
TIME OF POSSESSION	27:05	32:55
3RD-DOWN Conversions	72/181	60/180
4TH-DOWN Conversions	13/25	6/17

SCORE BY QUARTERS						
	1st	2nd	3rd	4th	OT	Total
Shippensburg	93	100	142	76	0	411
Opponents	58	98	47	102	0	305

RECORD	OVERALL	H	A	N
All games	7-4	3-2	4-2	0-0
Conference	6-1	2-1	4-0	0-0
Non-Conference	1-3	1-1	0-2	0-0

TOTAL OFFENSE	G	Plays	Rush	Pass	Total	Avg/G
Zach Zulli	11	576	78	3500	3578	325.3
Blair Brooks	10	133	908	0	908	90.8
Chris Lawshe	11	81	255	115	370	33.6
Shannon Maura	9	27	118	0	118	13.1
Anthony Williams	6	21	107	0	107	17.8
Sheldon Mayer	11	5	0	70	70	6.4
Daniel Wheeler	10	1	2	0	2	0.2
Justin Pyle	3	9	1	0	1	0.3
Trevor Harman	11	10	-3	0	-3	-0.3
Kyle Kush	11	2	-9	0	-9	-0.8
TEAM	8	12	-25	0	-25	-3.1
Total	11	877	1432	3685	5117	465.2
Opponents	11	788	1733	2081	3814	346.7

RUSHING	GP	Att	Gain	Loss	Net	Avg	TD	Long	Avg/G
Blair Brooks	10	133	933	25	908	6.8	6	69	90.8
Chris Lawshe	11	49	280	25	255	5.2	4	67	23.2
Shannon Maura	9	27	132	14	118	4.4	1	19	13.1
Anthony Williams	6	21	107	0	107	5.1	1	21	17.8
Zach Zulli	11	96	365	287	78	0.8	3	31	7.1
Daniel Wheeler	10	1	2	0	2	2.0	0	2	0.2
Justin Pyle	3	9	8	7	1	0.1	0	2	0.3
Sheldon Mayer	11	2	3	3	0	0.0	1	3	0.0
Trevor Harman	11	9	19	22	-3	-0.3	0	7	-0.3
Kyle Kush	11	1	0	9	-9	-9.0	0	0	-0.8
TEAM	8	11	0	25	-25	-2.3	0	3	-3.1
Total	11	359	1849	417	1432	4.0	16	69	130.2
Opponents	11	434	2164	431	1733	4.0	20	67	157.5

PASSING	GP	Effic	Att-Cmp-Int	Pct	Yds	TD	Lng	Avg/G
Zach Zulli	11	141.98	294-480-11	61.2	3500	35	84	318.2
Chris Lawshe	11	81.12	13-32-0	40.6	115	1	20	10.5
Sheldon Mayer	11	306.00	2-3-1	66.7	70	1	46	6.4
Kyle Kush	11	0.00	0-1-0	0.0	0	0	0	0.0
Trevor Harman	11	0.00	0-1-0	0.0	0	0	0	0.0
TEAM	8	0.00	0-1-0	0.0	0	0	0	0.0
Total	11	138.35	309-518-12	59.7	3685	37	84	335.0
Opponents	11	112.49	178-354-7	50.3	2081	18	70	189.2

RECEIVING	GP	No.	Yds	Avg	TD	Long	Avg/G
Trevor Harman	11	105	1421	13.5	22	81	129.2
Sheldon Mayer	11	63	897	14.2	8	84	81.5
Quran Kent	11	37	397	10.7	3	46	36.1
Blair Brooks	10	31	176	5.7	1	17	17.6
Kyle Kush	11	18	184	10.2	0	21	16.7
Alex Kuljian	9	12	135	11.2	1	22	15.0
Shannon Maura	9	11	129	11.7	1	65	14.3
Justin Pyle	3	11	111	10.1	1	27	37.0
Daniel Wheeler	10	11	100	9.1	0	18	10.0
Ramadan Abdullah	3	4	41	10.2	0	30	13.7
Jordan Harro	7	2	46	23.0	0	36	6.6
Anthony Williams	6	2	16	8.0	0	10	2.7
Zach Zulli	11	1	24	24.0	0	24	2.2
Christopher Pirrone	9	1	8	8.0	0	8	0.9
Total	11	309	3685	11.9	37	84	335.0
Opponents	11	178	2081	11.7	18	70	189.2

STATISTICAL REVIEW

DEFENSIVE LEADERS	GP	TACKLES			TFL/Yds	SACKS	PASS	DEF		FUMBLES		BLOCKED	
		Solo	Ast	Total				No-Yds	Int-Yds	BrUp	QBH	Rcv-Yds	FF
45 Cortlin Dell	11	55	29	84	8.5-34	3.5-25	.	4	6
38 Brian Sourber	11	44	35	79	11.5-31	3.0-13	.	5	2
99 Jake Metz	11	36	26	62	18.0-113	11.0-99	.	5	3
20 Tyriq Kershaw	10	34	23	57	5.5-18	.	1-4	6
11 Mike Goode	10	30	24	54	3.0-10	0.5-2	1-16	6
41 James Brennan	11	27	26	53	2.0-10	0.5-7	.	2	4	.	2	.	.
21 Avery Coleman	11	30	6	36	4.0-7	.	2-44	3	.	1-0	.	.	.
92 Dainen Green	11	17	13	30	11.0-65	6.5-54	.	.	5
51 Chase Fleming	11	18	11	29	9.5-37	3.5-19	.	.	1	1-0	.	.	.
54 Joe Dolan	11	13	13	26	5.0-15	2.0-10	.	1	1
23 Trevor Mack	10	20	4	24	.	.	.	2
26 D.J. Burkey	11	10	11	21	.	.	.	1
9 James Cooper	8	17	3	20	.	.	1-21	6
93 Cory Cowdery	10	7	13	20	2.0-5	1.0-3
50 Sean Sadosky	7	10	10	20	4.0-8
10 Chad Miller	11	12	7	19	0.5-1	.	.	2
31 Kyle Karpinski	11	13	6	19
91 Kurt Walker	11	11	5	16	.	.	.	1	1
2 Jared Adams	11	10	4	14	1.0-8	1.0-8	1-40
13 Mike Schmidt	9	5	4	9	5.0-17	2.5-14	.	1
33 Brandon Hollister	8	6	2	8	1.5-5	1.0-4	.	.	.	1-0	.	.	.
97 Shayne Watson	9	6	1	7	2.0-15	.	.	.	1	1-0	1	.	.
3 Phil Boyd	8	5	2	7	.	.	1-0
19 Nate Schmidt	11	6	.	6	1	.	.
37 Steve Owens	10	3	1	4
1 Sheldon Mayer	11	3	.	3
81 Alex Kuljian	9	2	.	2
84 Christopher Pirrone	9	2	.	2
14 Quran Kent	11	2	.	2
18 Zach Zulli	11	2	.	2
85 Daniel Wheeler	10	1	.	1
42 Chris Fegley	10	.	1	1	1-0	.	.	.
72 Tim Latham	10	1	.	1
87 Trevor Harman	11	1	.	1
Total	11	459	280	739	94-399	36-258	7-125	45	24	5-0	4	4	.
Opponents	11	504	204	708	75-365	36-260	12-186	48	30	12-77	7	4	.



COMPOSITE GAME RECAP

INFO

COACHES

PLAYERS

REVIEW

PSAC

OPPONENTS

HISTORY

GAME 1

 Shippensburg 0	 Shepherd 33
--	---



GAME 2

 Shippensburg 38	 Slippery Rock 58
--	--

GAME 3

 East Stroudsburg 31	 Shippensburg 41
---	---



GAME 4

 Shippensburg 48	 Millersville 10
--	---

GAME 5

 Seton Hill 27	 Shippensburg 73
---	---



GAME 6

 Shippensburg 30	 Lock Haven 24
--	---



GAME 7

 Kutztown 30	 Shippensburg 55
--	--

GAME 8

 West Chester 32	 Shippensburg 29
---	--

GAME 9

 Shippensburg 34	 Bloomsburg 18
---	---

GAME 10

 Shippensburg 42	 Cheyney 0
--	---

GAME 11

 IUP 42	 Shippensburg 21
--	---

Recaps and Box Scores can be accessed at www.shipraiders.com



PSAC

ABOUT THE PSAC



Originating in 1951 to administer and promote men's athletics, the Pennsylvania State Athletic Conference has evolved into one of the NCAA's most heralded intercollegiate conferences.

The first major step came in 1977, when based on a growing interest, the league reorganized to provide a structure for its women's programs. Only three years later, lacking a standard competitive division, the league voted to reclassify the entire conference to NCAA Division II.

Among its recent enhancements the PSAC expanded its full-time membership twice during a five-year span. The first occurred during the 2008-09 academic year with the addition of full-time members Gannon and Mercyhurst Universities. Then, in the summer of 2013, Seton Hill University and the University of Pittsburgh at Johnstown joined the league as full-time members.

Long-known as the NCAA's largest one-state conference, the PSAC now consists of 18 institutions located within the Commonwealth, making the PSAC the largest NCAA conference regardless of state borders or classifying division. The league is also distinguished as one of the largest football-playing conferences in the NCAA, and, with 23, the PSAC is one of two conferences that sponsor the most championships in Division II.

Highly competitive on a regional and national level, PSAC schools annually combine to send nearly one-third of its teams into NCAA postseason play. Ultimately, the membership's success has yielded 48 NCAA team and 270 individual title winners.

While proud of its athletic accomplishments, the league also has evolved into one of Division II's finest from an academic standpoint. In each of the past five years, nearly one-third of the PSAC's student-athletes are honored each academic year as "Scholar-Athletes" for maintaining a grade-point average of 3.25 or better - a total that has tripled since PSAC Scholar-Athletes were first recognized in the mid-1990s.

Although all 18 current institutions are members of Division II, five league schools also compete at the Division I level in select sports. PSAC schools enroll over 125,000 students and claim approximately 750,000 alumni, including over 550,000 who reside in Pennsylvania.

The PSAC is governed by the presidents of the 18 member institutions. It employs a commissioner, two associate commissioners, and a director of media relations at its headquarters in Lock Haven, Pa.

F. Eugene Dixon Trophy

The F. Eugene Dixon Trophy is awarded by the PSAC to the member institution whose athletic program earns the best overall finish in conference championships and/or regular-season play.

In 2012-13, the PSAC instituted a new format to calculate the Dixon Trophy standings. In previous years only an institution's top 12 finishes - six men's and six women's - were used to calculate a point total. The standings are now based on an average score for each of the 23 PSAC Championship sports that an institution sponsors.

The point values for each sport remained the same; 16 points to each conference champion and descending point values for respective placement. The second- through last-place values vary depending on the number of teams that sponsor the sport.

The Dixon Trophy is named in honor of F. Eugene Dixon Jr., Chairman of the State System of Higher Education's Board of Governors. The first Dixon Trophy was awarded following the 1995-96 academic year.

Shippensburg has won the Dixon Trophy a conference-record seven times and was the first school to claim the trophy three years in-a-row, capturing it in 2003, 2004 and 2005.

In 2013-14, Shippensburg finished in second place for the Dixon Trophy with an average finish of 11.95 points, trailing only California.

Despite finishing second, SU posted a Top-3 finish for the sixth consecutive year and has finished either first or second in the Dixon Trophy standings 14 times in 19 years.

2013-14 Capital One Academic All-Americans

Football

First Team	Cody Crosby, Gannon (P)
First Team	Mike Felker, Clarion (OL)
First Team	Colin Kimball, Mercyhurst (DB)
First Team	Tyler Zimmer, Seton Hill (LB)
Second Team	Robert Bleiler, East Stroudsburg (WR)
Second Team	John Matarazzo, Mercyhurst (TE)

Men's Soccer

First Team	Robbie Bennett, Gannon (F)
Second Team	Khriswayne Wallace, East Stroudsburg (D)
Second Team	Alex Perri, Gannon (M)
Third Team	Nemanja Nikolic, East Stroudsburg (F)

Women's Soccer

First Team	Katie Oliveri, Kutztown (D)
First Team	Lauren Impey, Slippery Rock (D)
Second Team	Stephanie Thompson, California (Pa.) (D)
Second Team	Mani Brueckner, Gannon (M)

Volleyball

First Team	Hannah Heeter, Clarion (MH)
First Team	Jill Edwards, Shippensburg (OH)
Third Team	Laurel Miller, California (Pa.) (OH)

Men's Basketball

Third Team	Ian Vescovi, UPJ (F/C)
------------	------------------------

Women's Basketball

First Team	Hannah Heeter, Clarion (F)
Second Team	Jen Papich, Gannon (F)
Third Team	Tiara Stossel, Seton Hill (G)

Men's At-Large

First Team	Zack Kempa, IUP (Golf)
Second Team	David McCormick, West Chester (Swimming)
Second Team	Dylan D'Urso, Mercyhurst (Wrestling)
Third Team	Brady Heseltine, Mercyhurst (Lacrosse)
Third Team	Brendan McKeown, East Stroudsburg (Wrestling)
Third Team	Daisuke Takagi, Gannon (Water Polo)
Third Team	Matt Turek, Gannon (Wrestling)

Women's At-Large

First Team	Lindsay Brown, Slippery Rock (Field Hockey)
First Team	Kristin Day, Clarion (Diving)
First Team	Clarissa Enslin, California (Pa.) (Swimming)
First Team	Kelsey Nuhfer, California (Pa.) (Swimming)
First Team	Nancy Stehman, West Chester (Field Hockey)
Second Team	Emilee Gysegem, Clarion (Swimming)
Second Team	Allyson Mitidieri, IUP (Swimming)
Second Team	Bre White, Shippensburg (Field Hockey)

Baseball

First Team	Dan Altavilla, Mercyhurst (P)
First Team	Brandon Martinez, Kutztown (OF)
Second Team	Dan Johnson, Millersville (DH)
Second Team	Will Kengor, Slippery Rock (IF)
Third Team	Pat Kregeloh, Shippensburg (IF)

Softball

First Team	Brenna Cosgrove, Edinboro (OF)
First Team	Natalie Wideman, California (Pa.) (C)
Second Team	Hilary Lyons, Shippensburg (OF)
Second Team	Kate Pratt, Mansfield (IF)

Men's Track & Field/Cross Country

First Team	Aaron Dinzeo, California (Pa.)
First Team	David Reinhardt, Slippery Rock
First Team	Dustin Thomas, Edinboro
Second Team	Morgan Huegel, California (Pa.)

Women's Track & Field/Cross Country

First Team	Tabitha Bemis, Edinboro
First Team	Vicki Davis, Bloomsburg
First Team	Mallory Sanner, Seton Hill
Second Team	Megan Lundy, Shippensburg
Second Team	Sarah Krolick, Edinboro
Second Team	Christina O'Connor, East Stroudsburg
Third Team	Julia Cain, Slippery Rock

PSAC CHAMPIONS

PSAC Champions

The Pennsylvania football champion has been crowned every year since 1934, with the exception of three years during World War II. A variety of methods have determined league champions, beginning with a group of sportswriters recognizing champions among Pennsylvania's State Teachers Colleges. With the advent of the conference, college representatives decided in 1950 to employ the Saylor Points System. That practice gave way to the "State Game" beginning in 1960 when league administrators agreed an end-of-the season contest between the Eastern and Western Division champions would be played to decide conference supremacy. The "State Game" was played until 1987 when membership determined to place more emphasis on access into the NCAA playoffs. From 1988-2007, only divisional champions were awarded. Beginning in 2008, the "State Game" was reinstated, giving the PSAC just one champion each year.



Conference Champions

State Game

2013	Bloomsburg 42, Slippery Rock 38
2012	IUP 41, Shippensburg 10
2011	Kutztown 21, Slippery Rock 14
2010	Mercyhurst 56, Bloomsburg 37
2009	Shippensburg 42, California (Pa.) 35
2008	California (Pa.) 47, West Chester 36
1987	Indiana (Pa.) 21, West Chester 9
1986	Indiana (Pa.) 20, West Chester 6
1985	Bloomsburg 31, Indiana (Pa.) 9
1984	California (Pa.) 21, Bloomsburg 14
1983	Clarion 27, East Stroudsburg 14
1982	East Stroudsburg 24, Edinboro 22
1981	Shippensburg 34, Millersville 14
1980	Clarion 15, Kutztown 14
1979	Lock Haven 48, Cheyney 14
1978	East Stroudsburg 49, Clarion 4
1977	Clarion 25, Millersville 24
1976	East Stroudsburg 14, Shippensburg 14 (tie)
1975	East Stroudsburg 24, Edinboro 20
1974	Slippery Rock 20, West Chester 7
1973	Slippery Rock 28, West Chester 14
1972	Slippery Rock 29, West Chester 27
1971	West Chester 35, Edinboro 14
1970	Edinboro 14, West Chester 6
1969	West Chester 41, Clarion 34
1968	California (Pa.) 28, E. Stroudsburg 28 (tie)
1967	West Chester 27, Clarion 7
1966	Clarion 28, West Chester 26
1965	East Stroudsburg 26, Indiana (Pa.) 10
1964	East Stroudsburg 27, Indiana (Pa.) 14
1963	West Chester 36, Slippery Rock 7
1962	Slippery Rock 13, East Stroudsburg 6
1961	West Chester 21, Slippery Rock 0
1960	West Chester 35, Lock Haven 6

Divisional Championship

2007	East - West Chester
	West - California (Pa.)
2006	East - Bloomsburg
	West - Indiana (Pa.), California (Pa.)
2005	East - Bloomsburg
	West - California (Pa.), Edinboro
2004	East - West Chester
	West - Edinboro, Indiana (Pa.), Shippensburg (tie)
2003	East - Bloomsburg, East Stroudsburg (tie)
	West - Edinboro, Indiana (Pa.) (tie)
2002	East - Bloomsburg, East Stroudsburg (tie)
	West - Indiana (Pa.)
2001	East - Bloomsburg
	West - Indiana (Pa.)
2000	East - Bloomsburg
	West - Clarion, Indiana (Pa.), Slippery Rock (tie)
1999	East - West Chester
	West - Slippery Rock
1998	East - Millersville
	West - Slippery Rock
1997	East - Bloomsburg
	West - Slippery Rock
1996	East - Bloomsburg
	West - Clarion, Indiana (Pa.)
1995	East - Bloomsburg, Millersville (tie)
	West - Edinboro
1994	East - Bloomsburg, West Chester (tie)
	West - Indiana (Pa.)
1993	East - Millersville
	West - Indiana (Pa.)
1992	East - West Chester
	West - Indiana (Pa.)
1991	East - East Stroudsburg
	West - Indiana (Pa.)
1990	East - Millersville
	West - Indiana (Pa.)
1989	East - West Chester, Millersville (tie)
	West - Edinboro
1988	East - Millersville
	West - Shippensburg

Saylor Points System

1959	West Chester
1958	California (Pa.)
1957	Lock Haven, Shippensburg (tie)
1956	West Chester
1955	Bloomsburg
1954	Bloomsburg, East Stroudsburg, West Chester
1953	West Chester
1952	West Chester
1951	Bloomsburg
1950	West Chester

Selected by the Sportswriters

1949	Bloomsburg
1948	Bloomsburg
1947	Mansfield
1946	California (Pa.)
1945	No champion (World War II)
1944	No champion (World War II)
1943	No champion (World War II)
1942	East Stroudsburg
1941	Millersville
1940	Indiana (Pa.), Millersville
1939	Slippery Rock
1938	Mansfield
1937	Lock Haven
1936	Lock Haven
1935	Shippensburg
1934	Indiana (Pa.)

2013 ALL-PSAC EASTERN DIVISION TEAMS

First Team Offense

Quarterback

Zach Zulli *, Shippensburg

Running Back

Franklyn Quitech ***, Bloomsburg
Rondell White *, West Chester
Ian Sadon, Millersville

Offensive Tackle

Matt Feiler *, Bloomsburg
Justin Bathurst, West Chester

Offensive Guard

Brian Clarke **, Bloomsburg
Trey Farmer ^, West Chester

Center

Derek Schatz, West Chester

Tight End

Steve Jones, East Stroudsburg

Wide Receiver

Trevor Harman *, Shippensburg
Sheldon Mayer, Shippensburg
Robert Bleiler, East Stroudsburg

Placekicker

Dan Fisher **^, Bloomsburg

First Team Defense

Defensive Line

Jake Metz ^, Shippensburg
Bryan Thomson *, East Stroudsburg
Larry Webster *, Bloomsburg
Chris Kennedy *, Bloomsburg
Arlene Gardner, Cheyney

Linebacker

Brian Sourber ^^, Shippensburg
Isaiah Fleming *, Cheyney
Ronell Williams *, West Chester
Justin Shirk ^^, Bloomsburg

Defensive Back

Tyriq Kershaw ^, Shippensburg
Avery Coleman *, Shippensburg
Alex DiNolfi, Kutztown
Al-Hajj Shabazz, West Chester

Return Specialist

Sheldon Mayer, Shippensburg

Punter

Nate Schmidt, Shippensburg

* Indicates previous All-PSAC first team selection
^ Indicates previous All-PSAC second team selection

Second Team Offense

Quarterback

Matt Soltes, East Stroudsburg

Running Back

Blair Brooks, Shippensburg
Robert Healy, East Stroudsburg
Brandon Brader, Lock Haven

Offensive Tackle

Cody Laubach, East Stroudsburg
Adam Citko, West Chester

Offensive Guard

James Colivas, West Chester
Anthony Herko ^^, Lock Haven

Center

Chris Steck, Bloomsburg

Tight End

Alex Kuljian, Shippensburg

Wide Receiver

Kodi Reed, Kutztown
Erick Brundidge, West Chester
James Wilbern, Lock Haven

Placekicker

Shawn Leo, West Chester

Second Team Defense

Defensive Line

Dainen Green ^^, Shippensburg
Andrew Cohen, West Chester
Zach Greenwald, Kutztown
Tyrek Morgan, Lock Haven
Eric Edwers, West Chester

Linebacker

Javier Garcia, Cheyney
Sam Dixon-Dougan, Kutztown
Cody Simcox, East Stroudsburg

Defensive Back

Mike Goode ^, Shippensburg
Phil Boyd, Shippensburg
Shawn Krautzel ^, West Chester
Gary Postell, Bloomsburg

Return Specialist

Lawrence Elliott, Jr., Bloomsburg

Punter

Jordan Bair, East Stroudsburg



Sheldon Mayer

PSAC East Offensive Player of the Year

Franklyn Quitech, RB, Bloomsburg

PSAC East Defensive Player of the Year

Jake Metz, DL, Shippensburg

PSAC Freshman of the Year

Robert Healey, RB, East Stroudsburg

PSAC East Coach of the Year

Paul Darragh, Bloomsburg



OPPONENTS

GAME BY GAME QUICK FACTS

GAME 1

SETON HILL GRIFFINS

September 4, 2014 • 7 PM

Offutt Field
Greensburg, PA



GENERAL INFORMATION

Location: Greensburg, PA
Founded: 1918
Enrollment: 1,700
Nickname: Griffins
Colors: Crimson and Gold
Stadium: Offutt Field (5,000)
Surface: Artificial
Conference: PSAC Western Division
President: Dr. Mary Finger
Athletic Director: Chris Snyder

HISTORY

First Year of Football: 2005
All-Time Record: 21-78 (.212)
NCAA Playoff Appearances: 1

SPORTS INFORMATION

Football SID: Jason Greene
E-Mail: greene@setonhill.edu
Office: 724-830-1132
Fax: 724-830-1173
Website: http://athletics.setonhill.edu/

COACHING STAFF

Head Coach: Isaac Collins
Alma Mater: Rochester '94
Career Record: 26-18 (4)
At School: 1-10 (1)
Football Office Phone: 724-830-4615

TEAM INFORMATION

2013 Record: 1-10
2013 Conference Record: 1-6
2013 Final Rankings: NR
Lettermen Returning: 28
Starters Returning/Lost: 15/7

SERIES HISTORY

Series Record: 1-0
Series at SU: 1-0
Series at SHU: 0-0
First Meeting: 2013
Result: SU 73, SHU 27
Last SU Home Win: 73-27 (2013)
Last SU Road Win: N/A
Last SHU Road Win: N/A
Last SHU Home Win: N/A
Current Streak: Shippensburg (1)
SU's Largest Win Margin: 46 (73-27, 2013)
SHU's Largest Win Margin: N/A

GAME 2

EDINBORO FIGHTING SCOTS

September 13, 2014 • 12 PM

Seth Grove Stadium
Shippensburg, PA



GENERAL INFORMATION

Location: Edinboro, PA
Founded: 1857
Enrollment: 7,100
Nickname: Fighting Scots
Colors: Red and White
Stadium: Sox Harrison Stadium (6,000)
Surface: Sportex (artificial)
Conference: PSAC Western Division
President: Dr. Julie E. Wollman
Athletic Director: Bruce Baumgartner

HISTORY

First Year of Football: 1926
All-Time Record: 361-368-24
NCAA Playoff Appearances: 8

SPORTS INFORMATION

Football SID: Bob Shreve
E-Mail: rshreve@edinboro.edu
Office: 814-732-1834
Fax: 814-732-2596
Website: www.gofightingscots.com

COACHING STAFF

Head Coach: Scott Browning
Alma Mater: Ohio State '81
Career Record: 54-35 (8)
At Edinboro: 54-35 (8)
Football Office Phone: 814-732-1839

TEAM INFORMATION

2013 Record: 5-6
2013 Conference Record: 3-4
2013 Final Rankings: NR
Lettermen Returning/Lost: 34/25
Starters Returning/Lost: 13/9

SERIES HISTORY

Series Record: 24-24-1
Series at SU: 15-8
Series at EU: 9-16-1
First Meeting: 1957
Result: SU 20, EU 14
Last SU Home Win: 2004 (17-10)
Last SU Road Win: 2009 (23-14)
Last EU Home Win: 2006 (54-30)
Last EU Road Win: 2008 (34-11)
Current Series Streak: Shippensburg (1)
SU's Largest Win Margin: 45 (45-0, 1966)
EU's Largest Win Margin: 54 (60-6, 1989)

GAME 3

CALIFORNIA (PA.) VULCANS

September 20, 2014 • 12 PM

Seth Grove Stadium
Shippensburg, PA



GENERAL INFORMATION

Location: California, PA
Founded: 1852
Enrollment: 8,200
Nickname: Vulcans
Colors: Red and Black
Stadium: Adamson Stadium (6,500)
Surface: ProGrass
Conference: PSAC Western Division
Interim President: Geraldine M. Jones
Athletic Director: Dr. Karen Hjerpe

HISTORY

First Year of Football: 1916
All-Time Record: 413-397-27
NCAA Playoff Appearances: 5

SPORTS INFORMATION

Football SID: Matt Kifer
E-Mail: kifer@calu.edu
Office: 724-938-4552
Fax: 724-938-5849
Website: www.calvulcans.com

COACHING STAFF

Head Coach: Mike Kellar
Alma Mater: Fairmont State '94
Career Record: 29-15 (4)
At California (Pa.): 15-7 (2)
Football Office Phone: 724-938-5384

TEAM INFORMATION

2013 Record: 7-4
2013 Conference Record: 4-3
2013 Final Rankings: NR
Lettermen Returning/Lost: 36/22
Starters Returning/Lost: 12/10

SERIES HISTORY

Series Record: 42-30-1
Series at SU: 22-16
Series at CU: 20-14-1
First Meeting: 1926
Result: SU 9, CU 7
Last SU Home Win: 2009 (42-35)
Last SU Road Win: 2004 (32-14)
Last CU Home Win: 2007 (30-9)
Last CU Road Win: 2009 (26-21)
Current Series Streak: California (Pa.) (1)
SU's Largest Win Margin: 58 (58-0, 1976)
CU's Largest Win Margin: 40 (47-7, 1961)

GAME 4

BLOOMSBURG HUSKIES

September 27, 2014 • 2 PM

Redman Stadium
Bloomsburg, PA



GENERAL INFORMATION

Location: Bloomsburg, PA
Founded: 1839
Enrollment: 10,100
Nickname: Huskies
Colors: Maroon and Gold
Stadium: Robert B. Redman Stadium/Danny Hale Field (4,775)
Surface: Field Turf
Conference: PSAC Eastern Division
President: Dr. David Soltz
Athletic Director: Mike McFarland

HISTORY

First Year of Football: 1892
All-Time Record: 559-435-32 (.599)
NCAA Playoff Appearances: 10

SPORTS INFORMATION

Football SID: Tom McGuire
E-Mail: tmcguire@bloomu.edu
Office: 570-389-4413
Fax: 570-389-4724
Website: http://www.buhuskies.com/

COACHING STAFF

Head Coach: Paul Darragh
Alma Mater: Temple '85
Career Record: 10-2 (1)
At Bloomsburg: 10-2 (1)
Football Office Phone: 570-389-4359

TEAM INFORMATION

2013 Record: 10-2
2013 Conference Record: 6-1
2013 Final Rankings: #16
Lettermen Returning/Lost: 45/12
Starters Returning/Lost: 14/8

SERIES HISTORY

Series Record: 45-32-1
Series at SU: 27-11-1
Series at BU: 18-21-0
First Meeting: 1917
Result: BU 26, SU 0
Last SU Home Win: 2012 (58-20)
Last SU Road Win: 2013 (34-18)
Last BU Road Win: 2010 (23-3)
Last BU Home Win: 2011 (38-18)
Current Streak: Shippensburg (3)
SU's Largest Win Margin: 56 (63-7, 1921)
BU's Largest Win Margin: 38 (38-0, 1933)

GAME 5

EAST STROUDSBURG WARRIORS

October 4, 2014 • 12 PM

Seth Grove Stadium
Shippensburg, PA



GENERAL INFORMATION

Location: East Stroudsburg, PA
Founded: 1893
Enrollment: 6,830
Nickname: Warriors
Colors: Red and Black
Stadium: Eiler-Martin Stadium (6,000)
Surface: Field Turf
Conference: PSAC Eastern Division
President: Dr. Marcia G. Welsh
Athletic Director: Dr. Tom Gioglio

HISTORY

First Year of Football: 1926
All-Time Record: 460-307-19 (.597)
NCAA Playoff Appearances: 4

SPORTS INFORMATION

Football SID: Greg Knowlden
E-Mail: gknowlden@po-box.esu.edu
Office: 570-422-3312
Fax: 570-422-3306
Website: http://esuwarrriors.com

COACHING STAFF

Head Coach: Denny Douds
Alma Mater: Slippery Rock '63
Career Record: 244-171-3 (40)
At ESU: 244-171-3 (40)
Football Office Phone: 570-422-3222

TEAM INFORMATION

2013 Record: 7-4
2013 Conference Record: 4-3
2013 Final Rankings: NR
Lettermen Returning/Lost: 40/15
Starters Returning/Lost: 18/4

SERIES HISTORY

Series Record: 33-16-2
Series at SU: 20-7-1
Series at ESU: 13-9-1
First Meeting: 1926
Result: SU 7, ESU 0
Last SU Home Win: 2013 (41-31)
Last SU Road Win: 2012 (63-21)
Last ESU Road Win: 2002 (23-21)
Last ESU Home Win: 2008 (44-41 OT)
Current Streak: Shippensburg (4)
SU's Largest Win Margin: 42 (63-21, 2012)
ESU's Largest Win Margin: 41 (48-7, 1960)

GAME 6

LOCK HAVEN BALD EAGLES

October 11, 2014 • 3 PM

Hubert Jack Stadium
Lock Haven, PA



GENERAL INFORMATION

Location: Lock Haven, PA
Founded: 1870
Enrollment: 5,040
Nickname: Bald Eagles
Colors: Crimson and White
Stadium: Hubert Jack Stadium (3,000)
Surface: Field Turf
Conference: PSAC Eastern Division
President: Dr. Michael Fiorentino, Jr.
Athletic Director: Mark Sherburne

HISTORY

First Year of Football: 1896
All-Time Record: 338-541-26 (.385)
NCAA Playoff Appearances: 0

SPORTS INFORMATION

Football SID: Doug Spatafore
E-Mail: dspatafo@lhup.edu
Office: 570-484-2350
Fax: 570-484-3075
Website: www.golhu.com

COACHING STAFF

Head Coach: John Allen
Alma Mater: James Madison '96
Career Record: 4-28 (3)
At School: 4-28 (3)
Football Office Phone: 570-484-2250

TEAM INFORMATION

2013 Record: 3-8
2013 Conference Record: 2-5
2013 Final Rankings: NR
Lettermen Returning/Lost: 38/20
Starters Returning/Lost: 18/7

SERIES HISTORY

Series Record: 49-18-3
Series at SU: 24-8-2
Series at LHU: 25-10-1
First Meeting: 1929
Result: SU 26, LHU 12
Last SU Home Win: 2009 (49-7)
Last SU Road Win: 2013 (30-24)
Last LHU Road Win: 1989 (10-3)
Last LHU Home Win: 2002 (26-13)
Current Streak: Shippensburg (10)
SU's Largest Win Margin: 61 (68-7, 1999)
LHU's Largest Win Margin: 33 (33-0, 1942)

GAME BY GAME QUICK FACTS

GAME 7

WEST CHESTER GOLDEN RAMS

October 18, 2014 • 2 PM

John A. Farrell Stadium
West Chester, PA



GENERAL INFORMATION

Location: West Chester, PA
 Founded: 1871
 Enrollment: 15,800
 Nickname: Golden Rams
 Colors: Purple and Gold
 Stadium: John A. Farrell (7,500)
 Surface: FieldTurf
 Conference: PSAC Eastern Division
 President: Dr. Greg Weisenstein
 Athletic Director: Dr. Edward M. Matejkovic

HISTORY

First Year of Football: 1920
 All-Time Record: 604-280-18 (.680)
 NCAA Playoff Appearances: 10

SPORTS INFORMATION

Football SID: Jim Zuhlke
 E-Mail: jzuhlke@wcupa.edu
 Office: 610-436-3316
 Fax: 610-436-1020
 Website: www.wcupagoldenrams.com

COACHING STAFF

Head Coach: Bill Zwaan
 Alma Mater: Delaware '79
 Career Record: 144-59 (17)
 At West Chester: 90-45 (11)
 Football Office Phone: 610-436-3528

TEAM INFORMATION

2013 Record: 13-2
 2013 Conference Record: 6-1
 2013 Final Rankings: #15
 Lettermen Returning/Lost: 44/17
 Starters Returning/Lost: 14/8

SERIES HISTORY

Series Record: 10-23-1
 Series at SU: 5-12-1
 Series at WCU: 5-11
 First Meeting: 1921
 Result: SU 63, WCU 7
 Last SU Home Win: 2009 (24-19)
 Last SU Road Win: 2012 (42-24)
 Last WCU Road Win: 2013 (32-29)
 Last WCU Home Win: 2010 (44-43; 2OT)
 Current Streak: West Chester (1)
 SU's Largest Win Margin: 56 (63-7, 1921)
 WCU's Largest Win Margin: 38 (38-0, 1933)

GAME 8

CHEYNEY WOLVES

October 25, 2014 • 12 PM

Seth Grove Stadium
Shippensburg, PA



GENERAL INFORMATION

Location: Cheyney, PA
 Founded: 1837
 Enrollment: 1,300
 Nickname: Wolves
 Colors: Blue and White
 Stadium: O'Shields-Stevenson Stadium (5,000)
 Surface: Natural Grass
 Conference: PSAC Eastern Division
 President: Dr. Michelle R. Howard-Vital
 Athletic Director: Ruffin Bell

HISTORY

First Year of Football: 1914
 All-Time Record: 184-549-22 (.244)
 NCAA Playoff Appearances: 1

SPORTS INFORMATION

Football SID: Lenn Margolis
 E-Mail: lmargolis@cheyney.edu
 Office: 610-399-2143
 Fax: 610-399-2291
 Website: http://www.cheyneywolves.com

COACHING STAFF

Head Coach: Anthony Johnson
 Alma Mater: Salisbury '06/'10M
 Career Record: 0-0
 At Cheyney: 0-0
 Football Office Phone: 610-399-2309

TEAM INFORMATION

2013 Record: 0-11
 2013 Conference Record: 0-7
 2013 Final Rankings: NR
 Lettermen Returning/Lost: 33/13
 Starters Returning/Lost: 15/7

SERIES HISTORY

Series Record: 15-0
 Series at SU: 8-0
 Series at CU: 7-0
 First Meeting: 1951
 Result: SU 28, CU 0
 Last SU Home Win: 2012 (61-9)
 Last SU Road Win: 2013 (42-0)
 Last CU Road Win: None
 Last CU Home Win: None
 Current Series Streak: Shippensburg (15)
 SU's Largest Win Margin: 68 (68-0, 1954)
 CU's Largest Win Margin: None

GAME 9

MILLERSVILLE MARAUDERS

November 1, 2014 • 4 PM

Biemesderfer Stadium
Millersville, PA



GENERAL INFORMATION

Location: Millersville, PA
 Founded: 1855
 Enrollment: 8,725
 Nickname: Marauders
 Colors: Black and Gold
 Stadium: Chryst Field at Biemesderfer Stadium (6,500)
 Surface: FieldTurf
 Conference: PSAC Eastern Division
 President: Dr. John Anderson
 Athletic Director: Peg Kauffman

HISTORY

First Year of Football: 1889
 All-Time Record: 470-444-43 (.516)
 NCAA Playoff Appearances: 3

SPORTS INFORMATION

Football SID: Ethan Hulsey
 E-Mail: ehulsey@millersville.edu
 Office: 717-872-3100
 Fax: 717-872-3995
 Website: http://www.millersvilleathletics.com

COACHING STAFF

Head Coach: Greg Breitbach
 Alma Mater: Montana-Western '94
 Career Record: 1-10 (1)
 At School: 1-10 (1)
 Football Office Phone: 717-872-3012

TEAM INFORMATION

2013 Record: 1-10
 2013 Conference Record: 1-6
 2013 Final Rankings: NR
 Lettermen Returning/Lost: 34/19
 Starters Returning/Lost: 15/7

SERIES HISTORY

Series Record: 41-23-2
 Series at SU: 19-11
 Series at MU: 22-12-2
 First Meeting: 1916
 Result: SU 15, MU 0
 Last SU Home Win: 2012 (61-6)
 Last SU Road Win: 2013 (48-10)
 Last MU Road Win: 1996 (34-29)
 Last MU Home Win: 2000 (27-19)
 Current Streak: Shippensburg (10)
 SU's Largest Win Margin: 71 (1924, 71-0)
 MU's Largest Win Margin: 29 (1973, 56-27)

GAME 10

KUTZTOWN GOLDEN BEARS

November 8, 2014 • 12 PM

Seth Grove Stadium
Shippensburg, PA



GENERAL INFORMATION

Location: Kutztown, PA
 Founded: 1866
 Enrollment: 9,800
 Nickname: Golden Bears
 Colors: Maroon and Gold
 Stadium: University Field (5,600)
 Surface: A-Turf
 Conference: PSAC Eastern Division
 Acting President: Dr. Carlos Vargas-Aburto
 Athletic Director: Greg Bamberger

HISTORY

First Year of Football: 1895
 All-Time Record: 345-419-22 (.453)
 NCAA Playoff Appearances: 2

SPORTS INFORMATION

Football SID: Bryan Salvadore
 E-Mail: salvadore@kutztown.edu
 Office: 610-683-4182
 Fax: 610-683-4676
 Website: http://www.kubears.com

COACHING STAFF

Head Coach: Jim Clements
 Alma Mater: Widener '96/'01M
 Career Record: 66-24 (8)
 At Kutztown: 0-0
 Football Office Phone: 610-683-4362

TEAM INFORMATION

2013 Record: 4-7
 2013 Conference Record: 3-4
 2013 Final Rankings: NR
 Lettermen Returning/Lost: 38/17
 Starters Returning/Lost: 18/4

SERIES HISTORY

Series Record: 47-17-2
 Series at SU: 29-3
 Series at KU: 18-14-2
 First Meeting: 1929
 Result: SU 26, KU 12
 Last SU Home Win: 2013 (55-30)
 Last SU Road Win: 2012 (73-35)
 Last KU Road Win: 1995 (35-6)
 Last KU Home Win: 2010 (33-24)
 Current Streak: Shippensburg (3)
 SU's Largest Win Margin: 65 (65-0, 1931)
 KU's Largest Win Margin: 29 (35-6, 1995)

GAME 11

MERCYHURST LAKERS

November 15, 2014 • 12 PM

Tullio Field
Erie, PA



GENERAL INFORMATION

Location: Erie, PA
 Founded: 1926
 Enrollment: 2,600
 Nickname: Lakers
 Colors: Forest Green and Navy Blue
 Stadium: Tullio Field (2,300)
 Surface: FieldTurf
 Conference: PSAC Western Division
 President: Dr. Thomas J. Gamble
 Athletic Director: Joe Kimball

HISTORY

First Year of Football: 1981
 All-Time Record: 166-160-4 (.509)
 NCAA Playoff Appearances: 1

SPORTS INFORMATION

Football SID: David Leisering
 E-Mail: dleisering@mercyhurst.edu
 Office: 814-824-2525
 Fax: 814-824-2591
 Website: www.hurstathletics.com

COACHING STAFF


Head Coach: Marty Schaeztle
 Alma Mater: Bucknell '83
 Career Record: 62-70 (13)
 At Mercyhurst: 62-70 (13)
 Football Office Phone: 814-824-2244

TEAM INFORMATION

2013 Record: 7-4
 2013 Conference Record: 4-3
 2013 Final Rankings: NR
 Lettermen Returning/Lost: 35/19
 Starters Returning/Lost: 13/9

SERIES HISTORY

Series Record: 1-1
 Series at SU: 1-0
 Series at MU: 0-1
 First Meeting: 2008
 Result: MU 21, SU 17
 Last SU Home Win: 2011 (40-16)
 Last SU Road Win: N/A
 Last MU Road Win: N/A
 Last MU Home Win: 2008 (21-17)
 Current Streak: Shippensburg (1)
 SU's Largest Win Margin: 24 (40-16, 2011)
 MU's Largest Win Margin: 4 (21-17, 2008)



Six teams from four different regions will be selected to compete in the 2014 NCAA Division II Football playoffs. The top two teams from each region receive a bye into the second round. Shippensburg competes in NCAA Super Region I, which features the PSAC, the WVIAC and the CIAA.

Round 1:
 November 22
 (hosted by regional seeds #3 and #4)

Round 2:
 November 29
 (hosted by regional seeds #1 and #2)

Quarterfinals (Regional Championships):
 December 6
 (hosted by highest remaining seeds)

Semifinals:
 December 13
 [Super Region 1 faces Super Region 2]
 [Super Region 3 faces Super Region 4]

Finals:
 December 20

ALL-TIME RECORD VS. OPPONENTS

PSAC Opponents

School	W	L	T	1st Mtg	Last Mtg
Bloomsburg	45	32	1	1917	2013
California (Pa.)	42	30	1	1926	2009
Cheyney	15	0	0	1951	2013
Clarion	20	33	1	1955	2011
East Stroudsburg	30	17	2	1926	2013
Edinboro	24	24	1	1957	2009
Gannon	1	1	0	2010	2011
Indiana (Pa.)	17	46	4	1925	2013
Kutztown	47	17	2	1929	2013
Lock Haven	48	18	3	1929	2013
Mercyhurst	1	1	0	2008	2011
Millersville	41	23	2	1916	2013
Seton Hill	1	0	0	2013	2013
Slippery Rock	21	40	2	1924	2013
West Chester	10	24	1	1921	2013

Active Division II Schools

School	W	L	T	1st Mtg	Last Mtg
Hillsdale	0	2	0	1964	1965
LIU Post	4	3	0	1981	2012
New Haven	2	0	0	1990	1991
Shepherd	29	20	0	1923	2013
West Liberty	2	1	0	1976	1989
Winston-Salem State	0	1	0	2012	2012
Virginia Union	1	0	0	1981	1981

Active Division I FCS Schools


School	W	L	T	1st Mtg	Last Mtg
James Madison	5	6	0	1974	1996
Liberty	0	1	0	2007	2007
North Dakota State	0	1	0	1981	1981
Portland State	0	1	0	1989	1989
Southern Connecticut State	1	1	2	1954	1957
Towson	2	0	0	1981	1982

Active Division III Schools

School	W	L	T	1st Mtg	Last Mtg
Bridgewater	2	0	0	1953	1954
The College of New Jersey	1	0	0	1952	1952
Juniata	0	1	0	1920	1920
Montclair State	2	2	0	1954	1963
Randolph-Macon	1	0	0	1980	1980
SUNY-Brockport	5	1	0	1966	1973
Waynesburg	0	1	0	1941	1941

Antiquated or Defunct Programs

School	W	L	T	1st Mtg	Last Mtg
Alpha Club of Waynesboro	0	0	1	1917	1917
Altoona P.R.R. Vocational School	1	0	0	1922	1922
Altoona Tech/P.R.R.	1	0	0	1922	1922
Beckley Business College	1	0	0	1926	1926
Blue Ridge	1	1	0	1926	1927
Carlisle Athletic Club	0	2	0	1894	1895
Carlisle Barracks	1	0	0	1942	1942
Carlisle Indian Reserves	0	4	0	1907	1917
Chambersburg Academy	9	5	0	1891	1905
Chambersburg Athletic Association	0	4	0	1898	1901
Chambersburg Athletic Club	1	1	0	1905	1907
Conway Hall	0	2	0	1907	1916
Dickinson Freshmen	4	0	0	1915	1927
Dickinson Junior Varsity	1	0	0	1925	1925
Dickinson Reserves	6	0	1	1899	1924
Dickinson Law School	0	1	0	1915	1915
Dickinson Preps	5	5	3	1893	1902
Franklin-Marshall Academy	0	1	0	1921	1921
Georgetown (D.C.) Freshmen	0	1	0	1927	1927
Gettysburg Freshmen	1	0	0	1926	1926
Gettysburg Junior Varsity	1	0	0	1925	1925
Gettysburg Reserves	0	3	1	1915	1922
Gettysburg High School	1	0	0	1920	1920
Harrisburg High School	1	1	1	1893	1899
Harrisburg Tech Reserves	1	0	0	1919	1919
Harrisburg West End	1	0	0	1928	1928
Lebanon Valley Freshman	1	0	0	1923	1923
Lebanon Valley Reserves	1	0	0	1921	1921
Mansfield	6	3	0	1958	2006
Massanutten Military Academy	1	2	0	1922	1924
Mercersburg Academy	1	8	1	1896	1925
Mercersburg Academy Reserves	0	2	0	1905	1907
Millersburg Athletic Club	2	0	0	1929	1930
Mount St. Mary's	2	1	0	1948	1950
Potomac State College of West Va.	1	2	0	1927	1929
Scotland School for Veteran's Children	1	2	0	1900	1921
Susquehanna College Junior Varsity	1	0	0	1925	1925
Tarsus School	2	0	0	1919	1920
U.S. Base Hospital #31	1	0	0	1919	1919
Waynesboro Business College	0	1	0	1915	1915
Waynesboro High School	0	0	1	1907	1907
Western Maryland Freshmen	0	2	0	1927	1928
West Virginia Tech	2	0	0	1974	1975
Wilson (now known as UDC)	5	0	0	1935	1953



INFO
COACHES
PLAYERS
REVIEW
PSAC
OPPONENTS
HISTORY

RED RAIDER CAPSULE HISTORY

For more than a century, football has been a part of campus life at Shippensburg. SU was founded in 1871 as the Cumberland Valley State Normal School. Twenty years later, the football team was organized in the fall of 1891 by a group of enthusiastic students who had read about exploits of major college teams in newspapers.

The team played its first game against Chambersburg Academy on Dec. 5, 1891. The Normal School players had no coach or uniforms and paid their own train fare for the 12-mile trip.

The first winning season was in 1895 and the first undefeated season in 1897. In 1908, the sport was dropped, but was revived in 1915 as football grew in popularity. The team won the Pennsylvania Normal School Eastern Section championship in 1921, 1924 and 1925 and the State Normal School championship in 1925 with a 14-6 victory over Indiana (Pa.).

In 1926, the institution was granted the power to confer bachelor degrees and the team formally entered the ranks of intercollegiate football. Shippensburg has since maintained a winning percentage well over .500.

During the 1930s, Shippensburg captured or shared the "mythical" PSAC title three times, with championship seasons in 1931, 1935 and 1938. Until 1960, the championship was determined by a vote of sportswriters and/or a mathematical rating system called the Saylor System.

Jack Green, one of the best athletes ever to attend Shippensburg, led the 1931 team by scoring 15 touchdowns as Shippensburg went 6-1-1. The 1935-38 teams, led by fullback John Bay, had an outstanding 24-4-3 record. The defense shutout the opposition 21 times in four years, and Bay led the offensive attack by scoring 25 touchdowns in his career.

In fact, the 1936 team shut out six of its eight opponents and only allowed 15 points scored against it the entire season. A 9-7 loss in the season finale to Lock Haven prevented a perfect season.

The Red Raiders enjoyed football success throughout the decade of the 1950s. The team lost only one game in 1950 and between 1951 and 1954, Shippensburg won 20 games in a row and 24 out of 25. That winning streak remains the longest in PSAC history.

The 1952 team went 7-0 and outscored the opposition 266-20, receiving only nine kickoffs the entire season. More impressively, Shippensburg returned five of those nine kickoffs for touchdowns.

The 1953 squad, which was led by Associated Press Little All-American tackle Robert "Tiny" Adams, was the first team in the history of college football to lead the nation in total defense, pass defense and rushing defense in the same season. Other teams had led in total defense and either passing or rushing defense, but never all three.



In 1954, the football team saw its 20-game win streak come to an end with a 13-7 loss to California (Pa.) on Homecoming. Spencer Keyes, who scored 26 touchdowns during his career, including seven on punts and kickoffs, was forced to miss that game with an injury.

Three years later in 1957, the team won a share of the conference championship again with an unbeaten 6-0-1 record. That year, Nick Cutro averaged an amazing 12.8 yards per carry, gaining 474 yards on 37 carries.

In 1960, the PSAC split into Eastern and Western divisions, and began deciding its champion on the field. The annual State Game was established, pitting the champions of the two divisions.

The team won a share of the conference title in 1976 when it tied East Stroudsburg 14-14 in the State Game.

In 1981, Shippensburg won the PSAC championship again, defeating Millersville 34-17 in the State Game. Shippensburg then went on to defeat Virginia Union 40-27 on the road in the NCAA Division II quarterfinals before losing at home to North Dakota State 18-6 in the semifinals.

For their efforts, the 1981 Red Raiders were named ECAC Division II Team of the Year. In addition the team won the Lambert Cup, which was awarded to the top Division I-AA or II team in the East. The Lambert Trophies Board created a separate award, the Lambert Plaque, for Division II teams in 1982. Shippensburg was the last Division II team to win the Lambert Cup.

The Red Raiders won the PSAC Western Division title in 1988, rebounding from two early season losses to go through its division schedule with a 5-1 mark.

In 1991, the team's centennial season, it compiled a 10-3 record and reached the quarterfinals of the NCAA tournament.

In 2001, Shippensburg won eight of its last nine games to finish 8-3 and second in the

Western Division. The Red Raiders finished second again in 2002. Shippensburg finished the 2003 season with an 8-3 record for the third time in five years. John Kuhn was the Division II co-leader in total touchdowns with 22.

The Red Raiders used the momentum from the end of the 2003 season by winning its first five games of 2004 before losing at Indiana (Pa.) on October 2 when the team was ranked No. 9 in Division II. However, the team would finish the season with a 10-1 record and a share of its first PSAC Western Division championship since 1988.

After receiving a first round bye in the NCAA Division II Football Championship, Shippensburg's comeback at home against West Chester in the second round fell just short as the Golden Rams won 33-28, ending one of the best seasons in school history.

In 2008, Shippensburg moved into the Eastern Division of the PSAC after 48 seasons of competition in the West. Traditional rivals such as Bloomsburg and West Chester became conference opponents.

The 2009 season was one of the best in Shippensburg's storied history - as the Red Raiders won their first PSAC "State Game" championship since 1981.

SU won the East with a 6-1 record and hosted the "State Game" for the first time since 1976 — defeating Cal, 42-35. Rocky Rees earned his second AFCA Regional Coach of the Year award while Mike Harris was named an AFCA All-American.

Rees, the winningest head coach in SU history with 123 victories, retired after the 2010 season.

Since becoming head coach in 2011, Mark 'Mac' Maciejewski has guided the team to its most victories in a three-year span in school history (25-10). In 2012, SU led Division II in total offense and defeated Bloomsburg in the NCAA playoffs, 58-20.

ANNUAL RECORDS

Year	Overall		Conf		Div	Coach
	Record	Conf	Record	Finish		
1891	0-1				None	
1892	0-1				None	
1893	1-2-2				None	
1894	0-3				Jess Heiges	
1895	2-1				H.M. Roth	
1896	2-2-1				H.M. Roth	
1897	4-0				C.E. Barton	
1898	1-2				C.E. Barton	
1899	3-2-1				Ezra Lehman	
1900	0-1				W.M. Rife	
1901	0-3				W.M. Rife	
1902	2-2				W.M. Rife	
1905	1-2				J.O. Gray	
1907	1-3-1				n/a	
1915	1-4				Howard Harbison	
1916	2-4				Howard Harbison	
1917	1-3-1				Robert Myers	
1919	4-1-2				R.W. Williams	
1920	6-2				Seth Grove	
1921	5-1-2				A.J. Sharadin	
1922	5-3				A.J. Sharadin	
1923	2-6				Benjamin Ingalls	
1924	6-2				Harry Newsham Bentz	
1925	8-1				Harry Newsham Bentz	
1926	6-3				Barney Potratz	
1927	4-4-1				Harry Newsham Bentz	
1928	4-4				Harry Newsham Bentz	
1929	5-4				Henry Dresser	
1930	2-6				Henry Dresser	
1931	6-1-1				Henry Dresser	
1932	3-5				Henry Dresser	
1933	1-6				Henry Dresser	
1934	5-2	PSAC	5-2	n/a	Ed Gulian	
1935	7-1	PSAC	6-1	n/a	Ed Gulian	
1936	7-1	PSAC	6-1	n/a	Ed Gulian	
1937	5-1-2	PSAC	4-1-2	n/a	Ed Gulian	
1938	6-1-1	PSAC	6-1-1	n/a	Ed Gulian	
1939	3-3-1	PSAC	3-3-1	n/a	Ed Gulian	
1940	3-3-2	PSAC	3-3-2	n/a	Ed Gulian	
1941	6-2	PSAC	6-1	n/a	Ed Gulian	
1942	2-4	PSAC	1-4	n/a	Ed Gulian	
1946	2-4-2	PSAC	2-4-2	n/a	Ed Gulian	
1947	5-2-1	PSAC	5-2-1	n/a	Vinton Rambo	
1948	5-3	PSAC	4-3	n/a	Vinton Rambo	
1949	1-6-1	PSAC	1-5-1	n/a	Vinton Rambo	
1950	7-1-1	PSAC	6-1-1	n/a	Vinton Rambo	
1951	5-3	PSAC	5-3	n/a	Vinton Rambo	
1952	7-0	PSAC	5-0	n/a	Vinton Rambo	
1953	8-0	PSAC	6-0	n/a	Vinton Rambo	
1954	7-1	PSAC	4-1	n/a	Vinton Rambo	
1955	4-2-2	PSAC	3-2-1	n/a	Jack Roddick	
1956	6-2	PSAC	5-1	n/a	Jack Roddick	
1957	6-0-1	PSAC	5-0	n/a	Jack Roddick	
1958	4-4	PSAC	3-4	n/a	Jack Roddick	
1959	6-2	PSAC	5-2	n/a	Jack Roddick	
1960	2-7	PSAC W	2-6	7th	Jack Roddick	
1961	0-8	PSAC W	0-4	7th	Jack Roddick	
1962	4-4	PSAC W	3-3	T-4th	Jack Roddick	
1963	3-5	PSAC W	3-3	4th	Jack Roddick	

* Shippensburg did not field teams in the following years: 1903-04, 1906, 1908-1914, 1918, 1943-45

Year	Overall		Conf		Div	Coach
	Record	Conf	Record	Finish		
1955	4-2-2	PSAC	3-2-1	n/a	Jack Roddick	
1956	6-2	PSAC	5-1	n/a	Jack Roddick	
1957	6-0-1	PSAC	5-0	n/a	Jack Roddick	
1958	4-4	PSAC	3-4	n/a	Jack Roddick	
1959	6-2	PSAC	5-2	n/a	Jack Roddick	
1960	2-7	PSAC W	2-6	7th	Jack Roddick	
1961	0-8	PSAC W	0-4	7th	Jack Roddick	
1962	4-4	PSAC W	3-3	T-4th	Jack Roddick	
1963	3-5	PSAC W	3-3	4th	Jack Roddick	
1964	4-4	PSAC W	3-3	3rd	Dave Dolbin	
1965	2-6	PSAC W	1-5	6th	Dave Dolbin	
1966	4-5	PSAC W	2-3	T-3rd	Dave Dolbin	
1967	4-5	PSAC W	3-2	T-3rd	Dave Dolbin	
1968	5-3	PSAC W	3-2	3rd	Dave Dolbin	
1969	1-7	PSAC W	1-4	6th	Dave Dolbin	
1970	3-5	PSAC W	2-3	T-4th	Dave Dolbin	
1971	2-6	PSAC W	0-5	6th	Dave Dolbin	
1972	3-6-1	PSAC W	1-4	T-5th	Gene Epley	
1973	2-7	PSAC W	1-4	T-6th	Gene Epley	
1974	7-4	PSAC W	3-3	4th	Gene Epley	
1975	6-5	PSAC W	3-3	T-4th	Gene Epley	
1976	8-2-1	PSAC W	5-1	T-1st	Joe Mark	
1977	6-4	PSAC W	4-2	2nd	Joe Mark	
1978	7-3	PSAC W	5-1	T-1st	Joe Mark	
1979	4-6	PSAC W	2-4	T-4th	Vito Ragazzo	
1980	5-4-1	PSAC W	3-2-1	T-2nd	Vito Ragazzo	
1981	12-1	PSAC W	6-0	1st	Vito Ragazzo	
1982	7-3	PSAC W	4-2	T-2nd	Vito Ragazzo	
1983	4-6	PSAC W	1-5	6th	Vito Ragazzo	
1984	4-6	PSAC W	1-5	T-6th	Vito Ragazzo	
1985	5-5	PSAC W	3-3	T-3rd	Vito Ragazzo	
1986	3-7	PSAC W	2-4	T-6th	Joe Bottiglieri	
1987	4-6	PSAC W	3-3	T-3rd	Joe Bottiglieri	
1988	6-4	PSAC W	5-1	T-1st	Joe Bottiglieri	
1989	5-5-1	PSAC W	1-4-1	T-6th	Joe Bottiglieri	
1990	5-6	PSAC W	2-4	5th	Rocky Rees	
1991	10-3	PSAC W	4-2	T-2nd	Rocky Rees	
1992	3-7-1	PSAC W	2-3	4th	Rocky Rees	
1993	6-5	PSAC W	2-4	5th	Rocky Rees	
1994	5-6	PSAC W	2-4	T-4th	Rocky Rees	
1995	3-8	PSAC W	2-4	5th	Rocky Rees	
1996	3-8	PSAC W	2-4	5th	Rocky Rees	
1997	6-4	PSAC W	4-2	T-2nd	Rocky Rees	
1998	7-4	PSAC W	4-2	3rd	Rocky Rees	
1999	8-3	PSAC W	4-2	3rd	Rocky Rees	
2000	5-6	PSAC W	2-4	T-5th	Rocky Rees	
2001	8-3	PSAC W	5-1	2nd	Rocky Rees	
2002	6-5	PSAC W	4-2	T-2nd	Rocky Rees	
2003	8-3	PSAC W	4-2	3rd	Rocky Rees	
2004	10-2	PSAC W	5-1	T-1st	Rocky Rees	
2005	4-7	PSAC W	2-4	T-5th	Rocky Rees	
2006	5-6	PSAC W	3-3	T-4th	Rocky Rees	
2007	3-8	PSAC W	2-4	5th	Rocky Rees	
2008	4-7	PSAC E	3-4	5th	Rocky Rees	
2009	9-3	PSAC E	6-1	1st	Rocky Rees	
2010	5-6	PSAC E	3-4	5th	Rocky Rees	
2011	7-4	PSAC E	4-3	4th	Mark Maciejewski	
2012	11-2	PSAC E	7-0	1st	Mark Maciejewski	
2013	7-4	PSAC E	6-1	T-1st	Mark Maciejewski	

CLASSIC TEAMS



1936

The formative years of Shippensburg University football featured a great deal of prosperity – with Harry Newsham Bentz’s 14-3 record during the 1924-25 seasons being among the signature achievements in early Red Raider history.

However, the Red Raiders began their first truly prosperous run in the mid-1930s under legendary coach Ed Gulian. After a 1-6 debut season in 1933, Gulian championed the Red Raiders all the way through the 1946 season following the students’ return from World War II, fashioning a career record of 47-28-8.

While Gulian’s 47 total wins may seem like a small number given his 11 seasons as a head coach, it’s a strong accomplishment given the fact seasons typically averaged just eight total games in his era. In fact, Gulian’s 47 career victories are the second-most by any coach in SU football history, trailing only Rocky Rees.

Gulian never coached an undefeated team, but his 1935 and 1936 teams both went 7-1 and were among the best ever fielded by the Red Raiders. They were captained each year by Brower Pernet – an SU hall of famer who thrived at the end position. Pernet was the last player to serve as team captain for two consecutive seasons until Tim Ebersole and Rich Pryor in 1981 and 1982 and Dave Szlahetka in 1985 and 1986.

Pernet was a senior in 1936 and the Red Raiders were as stingy as can be on defense. In Pernet’s two seasons as captain, Shippensburg allowed just 34 points in 16 games and posted 12 shutouts.

In an age when 60-minute men were the rule rather than the exception, the 1936 squad set a school record for fewest points allowed, a miniscule 15, and posted shutouts in six of its eight games.

Shippensburg mowed through the opposition and didn’t allow a point in its first five games of the season, defeating Wilson (now known as UDC), Kutztown, ESU, Cal and Bloomsburg and compiling a 134-0 scoring margin in the process. In its next two games, SU defeated Millersville, 19-6, and IUP, 14-0.

Unfortunately, SU narrowly missed a conference title and an undefeated year when Lock Haven handed the Red Raiders a 9-7 road defeat in the season finale. But when all was said and done, the Red Raiders outscored the opposition by a 174-15 margin – a feat that will stand the test of time in SU’s history.



1953

The “Golden Age” of Shippensburg football had many memorable seasons under legendary coach Vinton Rambo. The 1953 squad, which was led by Associated Press Little All-American tackle Robert “Tiny” Adams, was the first team in the history of college football to lead the nation in total defense, pass defense and rushing defense in the same season. Other teams had led in total defense and either passing or rushing defense, but never all three.

The squad, captained by Ray Ellis and Chuck Burnheimer, demolished every opponent in its path en route to an 8-0 season. Ellis eventually became the namesake for the football team’s treasured “Fighting Heart” award. After a 24-14 season-opening win over Lock Haven, Shippensburg won its next three games by a combined 119-0 margin. The Red Raiders then defeated Slippery Rock on the road, 20-14, before a 65-0 rout of Millersville, a 20-7 road win over Cheyney and a 52-0 whitewashing of Bridgewater.

Adams was the first football player in Shippensburg history to earn first team AP All-America honors. He used his strength to dominate the line of scrimmage, helping set school records for fewest yards allowed per game (81.9) and fewest yards per play. Among his most famous exploits that season was a punt in which he blocked his man into the flight of the kick and subsequently the punter.

Burnheimer was a lineman, playing tackle on both offense and defense. In 1953 he was second team All-Conference again and he was one of only three Shippensburg players to earn All-Pennsylvania honorable mention recognition. The All-Pennsylvania team consisted mainly of major college players and it was difficult for players from smaller schools to gain those accolades.

Hall of famer Spencer Keyes was the leading rusher and scorer on the squad with 66 carries for 588 yards and nine touchdowns. He passed for two more touchdowns and also set the school record for most kick returns for touchdowns (two punts, one kickoff).

CLASSIC TEAMS



1976

In his first season at the helm of the Red Raiders, head coach Joe Mark guided the Shippensburg University football team to the PSAC Western Division championship and a split of the PSAC crown after tying East Stroudsburg in the State Game, 14-14. It was Shippensburg’s first conference championship in 19 years.

After starting the season with a tough loss to West Liberty State, Shippensburg rattled off seven consecutive victories, including a 21-0 road shutout of IUP, a 10-3 home win over Slippery Rock, and a 7-0 road victory at Lock Haven. Rounding out October, SU crushed California 58-0 and then defeated Edinboro, 28-24.

Shippensburg shared the best record in the Western Division with Slippery Rock but the Red Raiders were selected to compete in the State Game by virtue of their head-to-head victory in Week 5. Rushing touchdowns by Fred Glasgow and Rene Posey were the only scores for Shippensburg, but the tie prevented East Stroudsburg from matching Shippensburg’s all-time PSAC record for consecutive victories set in 1954 (20).

Several players produced memorable seasons. Glasgow, one of four future SU hall of famers on the 1976 squad, led the team in rushing with 220 carries for 990 yards and 10 touchdowns. He was an AP honorable mention Little All-America selection.

Wide receiver Averell Harris led the team with 31 receptions and 439 receiving yards – earning honorable mention All-America honors in addition to being a first team All-Eastern College Athletic Conference (ECAC) Division player.

Quarterback Scott Knudson had one of the most remarkable success stories in the history of Red Raider football. Knudson was the third-string quarterback entering the season but became the starter as a sophomore after the first two quarterbacks were injured within a week. Knudson finished the season as the team’s leader in total offense with 74 completions in 137 attempts for 1,030 yards and five touchdowns.

Defensively, senior co-captain Tony Winter led the team with over 150 tackles. He set school records for the most tackles in a single game (27 in a road loss to Clarion) and career tackles with 387. Winter won the 1976 Ray Ellis Fighting Heart Award and was also the team’s Most Valuable Player. He was a first team All-Pennsylvania Conference choice and received honorable mention in the balloting for All-American.



1981

Shippensburg was the only team in the country to finish the 1981 regular season with an 11-0 record. The Red Raiders were named the ECAC Division II Team of the Year and won the Lambert Cup for being the top Division I-AA or Division II team in the East. SU defeated Millersville 34-17 in the State Game and advanced to the NCAA playoffs for the first time in school history.

In the national quarterfinals, SU achieved a 40-27 victory over Virginia Union before 12,000 fans at Richmond’s City Stadium. Virginia Union entered the game ranked second in the country in total defense. The Red Raiders then hosted North Dakota State in the national semifinals before a capacity crowd at Seth Grove Stadium but lost, 18-6.

Among national rankings, SU finished seventh in the nation in total offense by averaging 394.8 yards per game. The Red Raiders also ranked 11th in the nation for rushing offense after averaging 223.5 yards per game. Eight players received All-PSAC designations.

Quarterback Tim Ebersole was named the ECAC Division II Player of the Year after ranking third in the nation for passing efficiency and 10th in total offense. He also set a school record with 20 touchdown passes that season.

Senior lineman Dave Calvario received the Vinton Rambo Award and was a third-time AP College Division All-American. Ebersole and defensive end Ed Brown received AP honorable mention.

Head coach Vito Ragazzo was the Pennsylvania Conference Coach of the Year, Kodak College Division Coach of the Year (as selected by the AFCA) and the NCAA Division II Coach of the Year for the Chevrolet Scholar program (as selected by ABC television – who broadcasted the national semifinal).

Seven players earned All-PSAC Western Division accolades. The First-Team picks were Brown, Calvario and Ebersole. Five players earned Second Team accolades: linemen Greg Keller and Fran Masciantonio, wide receiver Ed Noon, running back Dave Friese and defensive back Chuck Beans.

Noon teamed with Ebersole to form a potent passing threat - he caught 46 passes for 816 yards and 12 touchdowns. Those totals do not include the 10 receptions for 221 yards that he totaled in the to NCAA playoff games. He added 199 rushing yards and a touchdown to rank second on the team behind Friese with 1,015 all-purpose yards. At the conclusion of the season, Ebersole and Noon shared the team’s “Most Valuable Player” award.

CLASSIC TEAMS



1991

Despite finishing second in the PSAC Western Division, the 1991 Red Raiders still earned the opportunity to play in the NCAA Division II tournament after a 9-2 regular season that was capped off with Jeff Fickes's blocked field goal to preserve an exhilarating 31-30 victory over New Haven.

The Red Raiders opened the season with five consecutive victories, including a win in the season opener over NAIA tournament team Shepherd and a 44-35 comeback over Kutztown in which the Red Raiders trailed 35-14 at halftime. The only two losses of the regular season came against IUP (week 6) and Clarion (week 8).

In the opening round of the playoffs, SU traveled to face East Stroudsburg – the Eastern Division champions. The teams were tied 27-27 after regulation. The Red Raiders scored first in overtime to take a 34-27 lead after a Winston Horshaw touchdown and a Howie Guarini extra point. ESU countered with a touchdown but George Strish blocked the extra point to give SU the win – marking the second straight week that Shippensburg had clinched a victory with a blocked kick.

The season ended in the next round with a loss at IUP – the eventual national semifinalists.

Horshaw led the nation in kickoff return average, totaling 536 yards on 15 returns (35.6 yards per return). Fickes, an AP All-America First Team selection, led the nation in interceptions with 12 through 11 games – setting new school records for a single season and a career (21). Both men received All-ECAC First Team honors.

Four other men received All-ECAC honors. Linebacker Ken Pickett set a school record with 182 tackles during the season. He also earned AP All-America Second Team honors. Defensive lineman and future NFL standout Rob Davis tied the school record with 10 sacks in a season and led the defensive line with 90 tackles.

Bill Pettyjohn broke the single season school record for rushing with 1,101 yards – he added an additional 181 yards in two touchdowns in the NCAA playoffs. Tad Pribula led the team in receiving despite missing two games with an injury. He had 48 receptions for 675 yards and four touchdowns.

2004

For the first time in 13 years, the SU football team advanced into the NCAA playoffs after a memorable and historic regular season. The 2004 season began with five consecutive victories, had one hiccup in the middle at IUP, and finished with six more victories. SU was ranked as highly as No. 9 in Division II and won its first share of the PSAC Western Division crown since 1988.

SU had an overwhelming 15 All-PSAC Western Division selections – including nine of the team's 11 starters on defense – contribute to a squad that hosted a NCAA playoff game for the first time in 23 years and appear in the postseason for the third consecutive decade.

Shippensburg, backed by AFCA First Team All-America fullback John Kuhn, set a new school record with 3,112 rushing yards during the season. It was the first time in school history that SU had totaled more than 3,000 rushing yards in one season.

Kuhn completed his career owning 21 school records and four conference records, totaling 910 rushes, 4,685 rushing yards, 53 touchdowns and 23 games with at least 100 yards on the ground. In 2004, Kuhn ran for 1,487 yards and scored 14 touchdowns.

The defense, coached by former Red Raider All-American Mark “Mac” Maciejewski, was one of the best the school has ever produced. SU held seven opponents under 100 yards rushing and only yielded two 100 yard rushers all season. Opponents averaged just 13.6 points per game against Shippensburg, totaled 25 interceptions and recorded 28 sacks.

Among the group was standout All-PSAC West First Team defensive back Brent Grimes, who intercepted seven passes and recorded 12 pass breakups, and Gene Upshaw Lineman of the Year finalist Ryan Hoffman, who recorded 4.5 sacks and 12.5 tackles for loss.

Several players also earned All-Region honors from Don Hansen's Football Gazette, including Kuhn, Grimes, safety Mike Street, linebacker Dan Walsh and offensive lineman Chris Leavenworth, who achieved honorable mention All-America honors from the publication.

The 2004 squad, which totaled 391 points and 4,882 yards from scrimmage, capped off a memorable four-year run in which the Red Raiders went 32-13 to compile a winning percentage of .711. The 32 victories set a new school record for the most victories in any four-year stretch.

CLASSIC TEAMS



2009

Shippensburg earned its first outright divisional championship and first overall conference championship in 28 years, beating three ranked opponents along the way: No. 3 Bloomsburg, No. 15 Edinboro and No. 18 California (Pa.). Two of those games were on the road.

The Red Raider Wing-T was dominant, ranking first in the conference with an average time of possession at 32:40 per game and ranking third in the conference with an average of 182.2 rushing yards per game. SU also led the conference with a total of 510 rushes from scrimmage.

Shippensburg scored at least 21 points in all 12 games, a feat never before achieved in 105 seasons of organized football at the university. The Red Raiders also came within six points of a new record for points scored in a season, finishing the year with 393 points (32.8 per game), and within one touchdown of tying the school record for the most touchdowns scored in one season (53 in 1999).

The season ended earlier than the Red Raiders had hoped, however, losing a 26-21 game to California (Pa.) in the NCAA Division II Second Round. SU had earlier defeated Cal in the State Game, 42-35.

Senior quarterback Chad DiFebbo finished his Red Raider career with the school record for passing touchdowns in a season (27) and total touchdowns in a season (29) while throwing at least one touchdown pass in 22 of his 23 career starts.

Senior split end Mike Harris concluded his tenure at Shippensburg as an AFCA All-American and just the 14th player in PSAC history to compile 3,000 receiving yards (197 career receptions, 3,000 career receiving yards). He finished his career with the school record for the most career games with a touchdown reception (20), breaking Ed Noon's mark.

Another senior, Kyler Ford, set school records for career punts (245), career punting yards (9,768), points by a kicker in one season (77) and successful extra points by a kicker in one season (47). He was among the nation's top five punters in terms of net average and competed with Harris in the Valero Cactus Bowl.

In all, Shippensburg averaged 32.8 points per game and ranked among the PSAC's Top 5 teams in 23 statistical categories. Nine players earned All-PSAC credentials.

2012

Mark ‘Mac’ Maciejewski, an All-American defensive lineman with the Red Raiders in the late 1980s and early 1990s, whipped up much fervor in his first seasons as the head coach of his alma mater during the early 2010s. In his first two seasons, Mac guided Shippensburg to an 18-6 record – including a historic 11-2 run in 2012.

SU posted its second-highest win total in school history and won its first NCAA postseason game since 1991 while being the only PSAC team to post an undefeated 7-0 divisional record en route to an Eastern Division title.

Along the way, the Red Raiders broke or tied 73 school records, scoring 609 points and 83 touchdowns en route to 6,889 yards of total offense. SU led the nation in total offense (529.92) and ranked second in scoring offense by averaging 46.8 points per game.

As the No. 4 seed in Super Region One, Shippensburg earned the right to host No. 5 seed Bloomsburg in the opening round of the playoffs and defeated the Huskies, 58-20. SU's season ended in the second round at the hands of No. 1 seed Winston-Salem State – who reached the national championship game.

Eleven players earned All-PSAC accolades (eight First Team picks, three Second Team picks) – six of whom doubled up as Daktronics All-Super Region 1 performers. Highlighting the group was junior Zach Zulli, the PSAC Eastern Division Offensive Player of the Year, Daktronics All-Super Region 1 Offensive Player of the Year and Harlon Hill Trophy Winner, who led all divisions of college football with 54 touchdown passes and 4,747 passing yards – tying the NCAA single-season record for touchdown passes in a season while breaking NCAA single-season records for points responsible for in a season (344) and touchdowns responsible for in a season (57).

‘Mac’ was named the 2012 PSAC Eastern Division Coach of the Year and 2012 AFCA D-II Region 1 Coach of the Year and was also selected as one of five finalists for the 2012 Liberty Mutual D-II Coach of the Year award. Offensive coordinator Mike Yurcich was hired away from Shippensburg in the offseason to serve in the same role at another school – Oklahoma State.

Zulli and junior defensive end Jake Metz were named to the 2012 Associated Press (AP) Little All-America Teams, with Zulli the First Team quarterback and Metz a Second Team defensive lineman. The two Red Raiders are the first SU players honored by the AP since Brent Grimes was chosen as a First Team defensive back in 2005.

TEAM RECORDS

OPPONENTS & RESULTS (1891-1919)

Won-Loss Record

(Wins-Losses-Ties, Pct.)

Overall Record (1891-present)

485-402-31 (.545)

Normal School Record (1891-1925)

57-52-10 (.521)

Four-Year School Record (1926-present)

428-360-21 (.542)

Seth Grove Stadium Record

139-81-8 (.627)

Most Wins

12 (1981)

Undefeated Seasons (4)

1897, 1952, 1953, 1957

Undefeated Seasons at Home (22)

1895, 1897, 1919, 1925, 1926, 1929, 1931, 1935, 1936, 1938, 1941, 1947, 1946, 1952, 1953, 1957, 1976, 1978, 1982, 1991, 1999, 2012

Undefeated Seasons on the Road (9)

1897, 1937, 1950, 1952, 1953, 1954, 1957, 1981, 1921

Most Home Victories in a Season

7 (2012)

Most Road Victories in a Season

8, (1981)

Championship Seasons

Pennsylvania Normal School Athletic League Championships

1925

Pennsylvania Normal School Athletic League Eastern Section Championships

1921, 1924, 1925

Mythical PSAC Championships (title decided by vote of sportswriters or Saylor system)

1931 (co-champs), 1935, 1938 (co-champs), 1957 (co-champs)

PSAC Championships (STATE GAME)

1976 (co-champs), 1981, 2009

PSAC Division Championships

1976 (co-champs), 1978 (co-champs), 1981, 1988, 2004 (tri-champs), 2009

Lambert Cup Champions

1981, 2004

Eastern College Athletic Conference (ECAC) Team of the Year

1981

NCAA Division II Championship Appearances

1981 (semifinals) 2004 (second round)

1991 (quarterfinals) 2009 (second round)

2012 (second round)

All-Time Head Coaching Records By Victories

Head Coach	Years	W	L	T	Pct.
Rocky Rees	1990-2010	123	110	1	.528
Ed Gulian	1933-42, 1946	47	28	8	.614
Vinton Rambo	1947-54	45	16	3	.727
Vito Ragazzo	1979-85	41	31	1	.569
Jack Roddick	1955-63	35	34	3	.507
Dave Dolbin	1964-71	25	41	0	.379
Mark Maciejewski	2011-present	25	10	0	.714
H. N. Bentz	1924-25, 1927-28	22	11	1	.662
Joe Mark	1976-78	21	9	1	.694
Joe Bottiglieri	1986-89	18	22	1	.451
Gene Epley	1972-75	18	22	1	.451
Henry Dresser	1929-32	16	16	1	.500
A. J. Sharadin	1921-22	10	4	2	.687
Seth Grove	1920	6	2	0	.750
Barney Potratz	1926	6	3	0	.667
C. E. Barton	1897-98	5	2	0	.714
R. W. Williams	1919	4	1	2	.714
H. M. Roth	1895-96	4	3	1	.563
Ezra Lehman	1899	3	2	1	.583
Howard Harbison	1915-16	3	8	0	.273
Benjamin Ingalls	1923	2	6	0	.250
W. M. Rife	1900-02	2	6	0	.250
J.O. Gray	1905	1	2	0	.333
Robert Myers	1917	1	3	1	.300
Unknown	1907	1	3	1	.300
No coach	1891-93	1	4	2	.286
Jesse Heiges	1894	0	3	0	.000
Total		478	398	31	.544

Streaks

Longest Winning Streak

20, (1951-54, PSAC record)

Longest Home Winning Streak

12, Nov. 5, 2011 vs. ESU; through Oct. 19, 2013 vs. Kutztown

Longest Road Winning Streak

12, Nov. 3, 1951 at Millersville; through Oct. 1, 1955, Southern Connecticut State

Longest Undefeated Streaks

20, (Nov. 3, 1951 to Oct. 16, 1954 - 20-0)
12, (Oct. 13, 1956 to Sept. 20, 1958; 11-0-1)
12, (Sept. 12, 1981 to Dec. 5, 1981; 12-0)

Longest Home Undefeated Streak

11, Sept. 26, 1925 vs. Dickinson JV; through Oct. 1, 1927, Georgetown Freshmen (11 wins)

Longest Road Undefeated Streak

13, Nov. 3, 1951 vs. Millersville; through Oct. 15, 1955, California (Pa.), (12 wins, 1 tie).

Attendance Records

Largest Crowd at a Neutral Site

61,143 vs. Slippery Rock, Sept. 29, 1979
(at Michigan Stadium - Ann Arbor, Michigan)

Largest Road Game Crowds

12,331 at Liberty - Sept. 8, 2007

Largest Total Season Attendance

102,543 (1979, 10 games)

1891 (0-1)
Head Coach: None
Captain: C. Brinton*
D5 Chambersburg Ac. L 14-46 A

1892 (0-1)
Head Coach: None
Captain: M. W. Garrett
N5 Chambersburg A. L 8-28 A

1893 (1-2-2)
Head Coach: None
Captain: David Sibbett
S30 Dickinson Preps T 4-4 H
O7 Chambersburg Ac. L 0-28 A
O21 Harrisburg HS L 0-38 A
N4 Dickinson Preps T 6-6 H
N18 Chambersburg Ac. W 30-0 H

1894 (0-3)
Head Coach: Jesse Heiges
Captain: A. A. McCrone
N10 Chambersburg Ac. L 0-20 A
N17 Carlisle Athletic Club L 0-14 H
N24 Chambersburg Ac. L 6-14 A

1895 (2-1)
Head Coach: H. M. Roth
Captain: G. H. Eckels*
O12 Carlisle Athletic Club L 0-40 A
O26 Chambersburg Ac. W 28-0 A
N2 Dickinson Preps W 6-0 H

1896 (2-2-1)
Coach: H. M. Roth
Captain: G. H. Eckels*
O3 Chambersburg Ac. W 6-4 A
O? Dickinson Preps T 12-12 H
O24 Harrisburg HS W 16-0 A
O31 Mercersburg Ac. L 0-22 A
N4 Dickinson Preps L 0-16 H

1897 (4-0)
Head Coach: C. E. Barton
Captain: G. H. Eckels*
O9 Chambersburg Ac. W 24-0 H
O16 Dickinson Preps W 10-0 A
O23 Chambersburg Ac. W 6-0 A
N6 Dickinson Preps W 12-6 H

1898 (1-2)
Head Coach: C. E. Barton
Captain: G. D. Reynolds
O22 Dickinson Preps W 5-0 H
N5 Chambersburg A.A. L 5-11 A
N12 Dickinson Preps L 0-5 A

1899 (3-2-1)
Head Coach: Ezra Lehman
Captain: G. H. Eckels*
O7 Chambersburg A.A. L 0-12 H
O14 Chambersburg A.A. L 0-5 A
O21 Dickinson Preps W 16-5 H
O28 Chambersburg Ac. W 17-0 A
N11 Harrisburg HS T 6-6 A
N25 Dickinson Reserves W 11-10 H



1897 Team

1900 (0-1)
Head Coach: W. M. Rife
Captain: E. H. Hager
Scotland School L 0-20

1901 (0-3)
Head Coach: W. M. Rife
Captain: J. W. Shive
O12 Mercersburg Ac. L 0-22 A
O19 Dickinson Preps L 0-17 H
Chambersburg A.A. L 0-5

1902 (2-2)
Head Coach: W. M. Rife
Captain: Winfield Gray
Chambersburg Ac. W 29-6 H
O25 Chambersburg Ac. W 18-0 A
N1 Dickinson Preps L 0-10 H
N15 Dickinson Preps L 6-21 A

1903-04
No team

1905 (1-2)
Head Coach: J.O. Gray
Captains: n/a
O14 Chambersburg A.C. L 0-12 H
O28 Chambersburg Ac. W 17-0 H
N4 Mercersburg Acad. L A

1906
No team

1907 (1-3-1)
Head Coach: n/a
Captains: n/a
Conway Hall L 0-28
Waynesboro H.S. T 0-0 A
Chambersburg A.C. W 6-0
Carlisle Indian Res. L 0-23
Mercersburg Acad. L 0-10 A

1908-14
No team

1915 (1-4)
Head Coach: Howard Harbison
Captain: Lindsay
O9 Dickinson Freshmen W 9-0 H
O23 Gettysburg Reserves L 0-30 H
O30 Dickinson Law School L 6-12 H
N6 Waynesboro Bus. Coll. L 2-20 H
N13 Carlisle Indian Res. L 7-13 H

1916 (2-4)
Head Coach: Howard Harbison
Captain: Harvey Bolan
O7 Conway Hall L 0-46 H
O14 Gettysburg Reserves L 0-25 H
O21 Mercersburg Academy L 6-13 A
O28 Carlisle Indian Res. L 0-33 A
N4 Dickinson Reserves W 13-0 H
N11 Millersville W 15-0 A

1917 (1-3-1)
Head Coach: Robert Myers
Captain: Harvey Bolan
O6 Bloomsburg L 0-26 A
O13 Alpha Cl./Waynesboro T 6-6 H
O27 Mercersburg Academy L 6-7 H
N3 Carlisle Indian Res. L 0-25 A
N17 Millersville W 32-0 H

1918
No team - World War I

1919 (4-1-2)
Head Coach: R. W. Williams
Captain: Harvey Bolan
O4 Harrisburg Tech. Res. W 33-0 H
O11 Dickinson Reserves T 6-6 H
O18 Mercersburg Academy L 0-7 A
O25 Tarsus School W 13-0 H
N1 Bloomsburg W 12-0 H
N8 U. S. Base Hosp. #31 W 26-7 A
N22 Gettysburg Reserves T 0-0 H

OPPONENTS & RESULTS (1920-1932)

1920 (6-2)
Head Coach: Seth Grove
Captain: John Shope

O2	Gettysburg HS	W	21-0	H
O9	Scotland School	L	7-20	H
O16	Mercersburg Ac.	W	20-0	H
O23	Millersville	W	25-21	H
O30	Bloomsburg	W	40-0	A
N6	Dickinson Freshmen	W	34-12	H
N13	Juniata	L	0-28	A
N20	Tarsus School	W	66-0	H

1921 (5-1-2)
Head Coach: A.J. Sharadln
Captain: A. S. King

O1	Lebanon Valley Res.	W	33-0	H
O8	Franklin-Marshall Ac.	L	14-18	H
O12	Mercersburg Academy T	7-7	A	
O22	Bloomsburg	W	13-0	H
N5	West Chester	W	63-7	H
N12	Millersville	T	7-7	A
N19	Dickinson Reserves	W	14-7	H
N24	Scotland School	W	1-0*	H

* Forfeit

1922 (5-3)
Head Coach: A.J. Sharadln
Captain: Bozidar Grba

O7	Altoona P.R.R. Voc.	W	6-0	H
O14	Dickinson Reserves	W	50-0	H
O21	Bloomsburg	L	10-34	A
O28	Gettysburg Reserves	L	6-24	H
N4	West Chester	W	19-6	A
N11	Millersville	W	46-6	H
N25	Altoona Tech./P.R.R.	W	18-0	H
N30	Massanutten Mil. Ac.	L	13-14	H

1923 (2-6)
Head Coach: Benjamin Ingalls
Captain: Sherrick Gilbert

O6	Mercersburg Ac.	L	0-31	A
O13	Dickinson Reserves	W	17-3	H
O20	Shepherd	L	7-14	A
O27	Massanutten Mil. Ac.	L	19-24	H
N3	West Chester	L	0-6	H
N10	Millersville	L	0-27	A
N17	Bloomsburg	L	0-3	A
N29	Lebanon Valley Fr.	W	13-0	H

1924 (6-2)
Head Coach: Harry Newsham Bentz
Captain: Bruce Hockersmith

O4	Mercersburg Ac.	L	0-13	A
O11	Dickinson Reserves	W	17-6	H
O18	Massanutten Mil. Ac.	W	37-6	A
O25	Shepherd	W	28-6	H
N1	West Chester	W	7-0	A
N8	Millersville	W	71-0	H
N15	Bloomsburg	W	40-7	H
N27	Slippery Rock*	L	21-39	H

* Slippery Rock defeated Shippensburg for State Normal School championship. Slippery Rock won the Western Section and Shippensburg was the Eastern champion.

1925 (8-1)
Head Coach: Harry Newsham Bentz
Captain: Bruce Hockersmith

S26	Dickinson JV	W	10-0	H
O3	Shepherd	W	14-8	A
O10	Mercersburg Ac.	L	7-14	A
O17	Gettysburg JV	W	13-6	H
O24	Bloomsburg	W	6-2	A
O31	West Chester	W	6-0	H
N7	Millersville	W	20-0	A
N14	Susquehanna JV	W	39-0	H
N20	Indiana (Pa.)*	W	14-6	H

1926 (6-3)
Head Coach: Barney Potratz
Captain: Ken Bashore

S25	Beckley Bus. College	W	13-0	H
O2	Blue Ridge	L	0-6	A
O16	Dickinson Freshmen	W	23-0	H
O23	Indiana (Pa.)	L	0-17	A
O30	West Chester	L	15-19	A
N6	Millersville	W	68-0	H
N13	Gettysburg Freshmen	W	13-0	A
N19	East Stroudsburg	W	7-0	H
N25	California (Pa.)	W	9-7	H

1927 (4-4-1)
Head Coach: Harry Newsham Bentz
Captain: Claude Lavimer

S24	Blue Ridge	W	25-0	H
O1	Georgetown Fr.	L	0-6	H
O8	California (Pa.)	T	0-0	A
O15	Dickinson Freshmen	W	26-0	H
O22	East Stroudsburg	L	0-31	A
O29	West Chester	L	0-21	H
N5	Millersville	W	19-0	A
N12	Western Maryland Fr.	L	7-18	H
N18	Potomac State	W	19-6	A

1928 (4-4)
Head Coach: Harry Newsham Bentz
Captain: Ernest Byers

S29	Harrisburg West End W	12-0	H	
O6	Shepherd	L	6-12	A
O13	East Stroudsburg	W	6-0	H
O20	Bloomsburg	L	6-13	A
O27	Western Maryland Fr.	L	0-26	H
N3	California (Pa.)	W	13-0	H
N10	Millersville	W	7-0	H
N17	Potomac State	L	0-14	H

1929 (5-4)
Head Coach: Henry Dresser
Captain: Ernest Byers

S28	Millersburg A.C.	W	4-0	H
O5	Shepherd	W	25-0	H
O12	East Stroudsburg	L	0-7	A
O19	Bloomsburg	W	7-0	H
O26	Kutztown	W	26-12	H
N2	California (Pa.)	L	0-13	A
N9	Lock Haven	W	26-6	H
N16	Millersville	L	0-7	A
N23	Potomac State	L	0-26	A



Head Coach Harry Newsham Bentz (1924-25, 1927-28)

1930 (2-6)
Head Coach: Henry Dresser
Captain: Dave Day

S27	Millersburg A.C.	W	35-0	H
O4	Kutztown	L	7-13	A
O18	East Stroudsburg	L	7-13	H
O25	Lock Haven	L	12-39	A
N1	California (Pa.)	L	12-14	H
N8	Bloomsburg	L	0-13	A
N15	Millersville	W	13-0	H
N22	Indiana (Pa.)	L	0-6	H

1931 (6-1-1)
Head Coach: Henry Dresser
Captain: Jack Green

O3	Shepherd	W	40-0	H
O10	Kutztown	W	65-0	H
O17	East Stroudsburg	L	0-13	A
O24	West Chester	T	0-0	H
O31	California (Pa.)	W	13-10	A
N7	Bloomsburg	W	30-0	H
N14	Millersville	W	14-6	A
N21	Indiana (Pa.)	W	7-6	A

1932 (3-5)
Head Coach: Henry Dresser
Captain: Melvin Warden

O1	Shepherd	L	0-3	A
O8	Kutztown	W	32-12	A
O15	East Stroudsburg	W	9-0	H
O22	West Chester	L	2-27	A
O29	California (Pa.)	L	0-6	H
N5	Bloomsburg	L	0-6	A
N12	Millersville	W	52-0	H
N19	Indiana (Pa.)	L	6-7	H



Head Coach Ed Gulian (1933-1946)

1933 (1-6)
Head Coach: Ed Gulian
Captain: Al Givler

O7	Kutztown	W	19-0	H
O14	East Stroudsburg	L	0-7	A
O21	West Chester	L	0-38	H
O28	California (Pa.)	L	0-12	A
N4	Lock Haven	L	0-26	H
N11	Millersville	L	0-12	A
N25	Bloomsburg	L	7-10	H

1934 (5-2)
Head Coach: Ed Gulian
Captains: Walter Bailets, James Davis

O6	Kutztown	W	12-0	A
O13	East Stroudsburg	W	7-6	H
O27	California (Pa.)	W	12-0	H
N3	Bloomsburg	W	13-9	A
N10	Millersville	W	14-0	H
N17	Indiana (Pa.)	L	0-13	H
N24	Lock Haven	L	0-13	A

1935 (7-1)
Head Coach: Ed Gulian
Captain: Brower Pernet

S28	Wilson (D.C.)	W	33-0	H
O5	Kutztown	W	22-0	H
O12	East Stroudsburg	W	20-6	A
O26	California (Pa.)	W	26-0	A
N2	Bloomsburg	W	26-0	H
N9	Millersville	W	34-0	A
N16	Indiana (Pa.)	L	6-13	A
N23	Lock Haven	W	6-0	H

1936 (7-1)
Head Coach: Ed Gulian
Captain: Brower Pernet

S26	Wilson (D.C.)	W	19-0	A
O3	Kutztown	W	18-0	A
O10	East Stroudsburg	W	38-0	H
O24	California (Pa.)	W	47-0	H
O31	Bloomsburg	W	12-0	A
N7	Millersville	W	19-6	H
N14	Indiana (Pa.)	W	14-0	H
N23	Lock Haven	L	7-9	A

1937 (5-1-2)
Head Coach: Ed Gulian
Captain: Mike Ryan

S25	Wilson (D.C.)	W	37-0	H
O1	Kutztown	L	6-12	H
O9	East Stroudsburg	W	21-0	A
O16	Shepherd	W	27-0	H
O30	Bloomsburg	W	20-0	H
N6	Millersville	W	7-0	A
N13	Indiana (Pa.)	T	7-7	A
N20	Lock Haven	T	0-0	H

1938 (6-1-1)
Head Coach: Ed Gulian
Captains: John Bay, Adam Zalonka

S24	Slippery Rock	L	7-12	A
O1	Kutztown	T	6-6	A
O8	East Stroudsburg	W	19-14	H
O15	Shepherd	W	13-3	A
O29	Bloomsburg	W	7-0	A
N5	Millersville	W	13-0	H
N12	Indiana (Pa.)	W	28-13	H
N19	Lock Haven	W	6-0	A

1939 (3-3-1)
Head Coach: Ed Gulian
Captains: Ed Berke, Lou Ilioff

S30	Slippery Rock	L	0-16	H
O7	Kutztown	W	7-6	H
O14	East Stroudsburg	L	7-26	A
O28	Bloomsburg	W	12-0	H
N11	Millersville	W	20-19	A
N18	Indiana (Pa.)	T	12-12	A
N23	Lock Haven	L	0-19	H

1940 (3-3-2)
Head Coach: Ed Gulian
Captain: Ed Ruess

S21	Slippery Rock	T	6-6	A
S28	Kutztown	W	13-0	A
O5	East Stroudsburg	L	7-13	H
O12	Shepherd	W	46-2	H
O26	Bloomsburg	L	14-24	A
N2	Millersville	L	7-27	H
N9	Indiana (Pa.)	T	0-0	H
N16	Lock Haven	W	20-7	A

1941 (6-2)
Head Coach: Ed Gulian
Captains: Charles Hanks, John Plask

O4	Kutztown	W	36-0	H
O11	East Stroudsburg	W	6-0	A
O18	Waynesburg	L	0-6	A
O25	Bloomsburg	W	42-0	H
N1	Slippery Rock	W	27-0	H
N8	Millersville	L	0-7	A
N15	Indiana (Pa.)	W	9-0	H
N22	Lock Haven	W	14-6	H

1942 (2-4)
Head Coach: Ed Gulian
Captains: Bob Habig, Andy Andrukitis

O3	Kutztown	W	19-0	A
O10	East Stroudsburg	L	0-12	H
O17	Slippery Rock	L	6-13	A
O24	Lock Haven	L	0-33	A
O31	Carlisle Barracks	W	13-0	H
N14	Indiana (Pa.)	L	7-33	H

1943-45
No team - World War II

1946 (2-4-2)
Head Coach: Ed Gulian
Captain: Eugene Speacht

S28	California (Pa.)	L	7-32	A
O5	Kutztown	W	13-6	H
O12	East Stroudsburg	L	7-32	A
O19	Slippery Rock	W	13-6	H
O26	Bloomsburg	T	6-6	H
N2	Millersville	L	13-27	A
N9	Lock Haven	T	7-7	H
N16	Indiana (Pa.)	L	7-32	A

1947 (5-2-1)
Head Coach: Vinton Rambo
Captain: Eugene Speacht

S27	California (Pa.)	W	12-0	H
O4	Kutztown	W	28-6	A
O11	East Stroudsburg	W	12-7	H
O18	Slippery Rock	L	0-6	A
O25	Bloomsburg	W	19-12	A
N1	Millersville	W	13-0	H
N8	Lock Haven	L	0-21	A
N15	Indiana (Pa.)	T	6-6	H

1948 (5-3)
Head Coach: Vinton Rambo
Captains: Paul Koebler, Charlie Shields

S25	Kutztown	W	7-6	H
O2	Millersville	W	19-0	A
O9	East Stroudsburg	L	7-14	A
O16	Mt. St. Mary's	W	14-13	H
O23	Bloomsburg	L	7-13	H
O30	California (Pa.)	L	8-20	A
N13	Indiana (Pa.)	W	28-18	A
N20	Slippery Rock	W	7-0	H

1949 (1-6-1)
Head Coach: Vinton Rambo
Captains: John Hubley, Jack Hopper

S24	Kutztown	T	6-6	A
O1	Millersville	L	7-14	H
O8	East Stroudsburg	L	0-7	H
O5	Bloomsburg	L	13-14	A
O22	California (Pa.)	L	7-13	H
O29	Mt. St. Mary's	L	13-18	A
N11	Indiana (Pa.)	W	40-6	H
N19	Slippery Rock	L	7-13	A

1950 (7-1-1)
Head Coach: Vinton Rambo
Captains: Elmer Modla, Len Zatarveski

S23	Mt. St. Mary's	W	18-13	H
S30	Kutztown	W	32-7	H
O7	Shepherd	W	13-7	A
O14	East Stroudsburg	T	13-13	A
O21	Bloomsburg	L	6-26	H
O28	California (Pa.)	W	15-0	A
N4	Millersville	W	27-0	A
N11	Indiana (Pa.)	W	7-6	A
N18	Slippery Rock	W	35-6	H

OPPONENTS & RESULTS (1951-1961)

1951 (5-3)

Head Coach: Vinton Rambo

Captains: *Weldon Lane, Ken Dapp*

S22	Cheyney	W	28-0	A
S29	Kutztown	L	7-20	A
O6	Shepherd	W	59-0	H
O13	East Stroudsburg	W	33-7	H
O20	Bloomsburg	L	14-40	A
O27	California (Pa.)	L	13-20	H
N3	Millersville	W	21-7	A
N10	Indiana (Pa.)	W	9-0	H

1952 (7-0)

Head Coach: Vinton Rambo

Captains: *Ed Bellas, Bill Cockley*

S27	Trenton State	W	40-0	A
O4	Wilson (D.C.)	W	31-0	H
O11	East Stroudsburg	W	14-7	A
O18	Kutztown	W	58-0	H
O25	Slippery Rock	W	28-0	H
N1	Millersville	W	49-7	A
N8	Cheyney	W	46-6	H

1953 (8-0)

Head Coach: Vinton Rambo

Captains: *Ray Ellis, Chuck Burnheimer*

S26	Lock Haven	W	23-14	H
O3	Wilson (D.C.)	W	28-0	H
O10	E. Stroudsburg	W	30-0	H
O17	Kutztown	W	61-0	A
O24	Slippery Rock	W	20-14	A
O31	Millersville	W	65-0	H
N10	Cheyney*	W	20-7	A
N14	Bridgewater (Va.)	W	52-0	A

*Game postponed from November 7 because a snow-storm made travel impossible.

1954 (7-1)

Head Coach: Vinton Rambo

Captains: *Spencer Keyes, Don Bickel*

S25	Lock Haven	W	23-0	A
O2	Southern Conn.	W	26-19	H
O9	East Stroudsburg	W	17-13	A
O16	California (Pa.)	L	7-13	H
O23	Montclair	W	46-7	A
O30	Millersville	W	60-0	A
N6	Cheyney	W	68-0	H
N13	Bridgewater (Va.)	W	34-14	H

1955 (4-2-2)

Head Coach: Jack Roddick

Captains: *Ed Nugent, Don Stankus*

S24	Lock Haven	L	6-20	H
O1	Southern Conn.	T	0-0	A
O8	East Stroudsburg	W	25-6	H
O15	California (Pa.)	L	13-19	A
O22	Montclair	W	48-0	H
O29	Millersville	W	14-2	H
N5	Kutztown	W	26-6	A
N12	Clarion	T	7-7	H

1956 (6-2)

Head Coach: Jack Roddick

Captain: *Jack Conner*

S22	Southern Conn.	L	0-28	H
S29	Shepherd	W	14-7	H
O6	East Stroudsburg	L	0-13	A
O13	California (Pa.)	W	32-14	H
O20	Bloomsburg	W	20-3	A
O27	Millersville	W	26-7	A
N3	Kutztown	W	19-0	H
N10	Clarion	W	21-0	A

1957 (6-0-1)

Head Coach: Jack Roddick

Captains: *Jake Corwell, Tom Lawhead*

S21	Southern Conn.	T	6-6	A
S28	Shepherd	W	27-7	H
O5	East Stroudsburg	W	28-19	H
O12	California (Pa.)	W	20-13	A
O19	Bloomsburg	W	20-19	H
O26	Edinboro	W	20-14	A
N2	Kutztown	W	13-0	A

1958 (4-4)

Head Coach: Jack Roddick

Captains: *Don Trexler, Tom Smithemas*

S20	Bloomsburg	L	19-20	A	1,500
S27	Shepherd	W	10-6	H	1,500
O4	East Stroudsburg	W	14-0	A	1,300
O11	California (Pa.)	L	0-19	H	3,000
O18	Clarion	L	7-12	A	1,000
O25	West Chester	L	20-40	H	2,800
N1	Cheyney	W	50-13	A	800
N8	Mansfield	W	54-6	H	1,100

1959 (6-2)

Head Coach: Jack Roddick

Captains: *Sid Wells, Bob Gribble*

S19	Bloomsburg	W	13-7	H	2,000
S26	Shepherd	W	14-0	A	1,100
O3	East Stroudsburg	W	20-2	H	4,100
O10	California (Pa.)	W	20-13	A	4,500
O17	Clarion	L	13-20	H	3,800
O24	West Chester	L	0-14	A	7,200
O31	Cheyney	W	50-12	H	1,100
N7	Mansfield	W	21-12	A	1,900

1960 (2-7)

Head Coach: Jack Roddick

Captains: *Wayne Burg, Ivan Sload, George Mitchell*

S17	Lock Haven	L	0-21	A	2,500
S24	Bloomsburg	L	6-13	H	6,500
O1	Mansfield	W	14-13	A	3,500
O8	East Stroudsburg	L	7-48	A	3,500
O15	California (Pa.)	L	6-21	H	6,500
O22	Shepherd	L	0-12	H	2,500
O29	Slippery Rock	L	6-40	H	800
N5	Clarion	L	7-34	A	1,000
N12	Kutztown	W	51-7	A	1,000

1961 (0-8)

Head Coach: Jack Roddick

Captains: *Bob Orndorff, Bill McMillan*

S16	Lock Haven	L	0-20	H	2,000
S23	Bloomsburg	L	7-34	A	2,500
S30	Mansfield	L	21-26	H	2,500
O7	East Stroudsburg	L	7-47	H	3,000
O14	California (Pa.)	L	7-47	A	2,500
O21	Shepherd	L	12-32	A	1,200
O28	Slippery Rock	L	13-19	A	1,000
N4	Clarion	L	26-28	H	700

OPPONENTS & RESULTS (1962-1970)

1962 (4-4)

Head Coach: Jack Roddick

Captains: *Vanel Perry, Anthony Zvonar*

S22	Indiana (Pa.)	W	13-7	H	2,500
S29	Shepherd	W	14-13	A	800
O6	Slippery Rock	L	13-32	H	3,200
O13	Lock Haven	W	32-14	A	2,000
O20	California (Pa.)	L	13-20	H	2,800
O27	Edinboro	W	27-20	H	1,000
N3	Clarion	L	7-14	A	1,000
N10	Montclair	L	13-21	A	1,350

1963 (3-5)

Head Coach: Jack Roddick

Captains: *Jim Hunter, Bill Fry*

S21	Indiana (Pa.)	L	21-39	A	4,000
S28	Shepherd	L	7-12	H	3,000
O5	Slippery Rock	L	13-21	A	3,500
O12	Lock Haven	W	30-13	H	3,500
O19	California (Pa.)	L	0-34	A	3,000
O26	Edinboro	W	12-8	A	500
N2	Clarion	W	15-7	H	500
N9	Montclair	L	13-20	H	500

1964 (4-4)

Head Coach: Dave Dolbin

Captains: *Ron Wilsbach, Ralph Freeland*

S26	Indiana (Pa.)	L	0-14	H
O3	Shepherd	W	23-6	A
O10	Slippery Rock	L	28-39	H
O17	Lock Haven	W	21-14	A
O24	California (Pa.)	W	28-19	H
O31	Edinboro	W	41-13	H
N7	Clarion	L	7-13	A
N14	Hillsdale	L	26-61	A

1965 (2-6)

Head Coach: Dave Dolbin

Captains: *Steve Ecker, Joe Nagy*

S25	Shepherd	W	33-10	H
O2	Indiana (Pa.)	L	7-46	A
O9	Slippery Rock	L	14-19	A
O16	Lock Haven	W	34-33	H
O23	California (Pa.)	L	7-28	A
O30	Edinboro	L	26-35	A
N6	Clarion	L	7-38	H
N13	Hillsdale	L	14-35	H

1966 (4-5)

Head Coach: Dave Dolbin

Captains: *Marv Baber, Frank Basehoar*

S17	Bloomsburg	W	39-25	A	3,000
S24	West Chester	L	21-33	A	3,000
O1	Indiana (Pa.)	L	13-14	H	3,000
O8	Slippery Rock	L	6-21	H	4,000
O15	Lock Haven	W	21-17	A	3,000
O22	California (Pa.)	L	31-42	H	3,000
O29	Edinboro	W	42-0	H	3,000
N5	Clarion	L	18-54	A	2,000
N12	Brockport	W	17-9	A	500



Head Coach Dave Dolbin (1965-1971)

1967 (4-5)

Head Coach: Dave Dolbin

Captains: *John Monsell, Dick Weaver*

S16	Bloomsburg	L	20-31	H	1,200
S23	West Chester	L	6-20	H	2,100
S30	Indiana (Pa.)	L	14-24	A	4,000
O7	Slippery Rock	W	32-0	A	3,800
O14	Lock Haven	W	28-13	H	3,100
O21	California (Pa.)	L	30-54	A	1,000
O28	Edinboro	W	33-12	A	2,000
N4	Clarion	L	8-36	H	3,500
N11	Brockport	W	40-9	H	2,000

1968 (5-3)

Head Coach: Dave Dolbin

Captains: *Nick Dellaquila, Steve Bumgarner*

S21	Mansfield	W	27-14	A
S28	Indiana (Pa.)	L	0-24	H
O5	Slippery Rock	W	21-12	H
O12	Lock Haven	W	19-6	A
O19	California (Pa.)	L	14-30	H
O26	Edinboro	W	23-0	H
N2	Clarion	L	0-35	A
N9	Millersville	W	14-6	A

1969 (1-7)

Head Coach: Dave Dolbin

Captains: *Bill Lemanski, Chuck Hicke*

S20	Mansfield	L	18-28	H
S27	Indiana (Pa.)	L	7-21	A
O4	Slippery Rock	L	31-34	A
O11	Lock Haven	L	23-28	H
O18	California (Pa.)	W	26-14	A
O25	Edinboro	L	14-24	A
N1	Clarion	L	15-31	H
N8	Millersville	L	8-10	H

1970 (3-5)

Head Coach: Dave Dolbin

Captains: *Al Bowman, Don Deitz*

S19	Indiana (Pa.)	L	22-26	H
S26	Brockport	W	30-26	A
O3	Slippery Rock	L	8-13	H
O10	Lock Haven	W	42-7	A
O17	California (Pa.)	W	15-14	H
O24	Edinboro	L	15-35	H
O31	Clarion	L	0-28	A
N7	Millersville	L	14-18	A



Head Coach Vinton Rambo (1947-1954), center

OPPONENTS & RESULTS (1971-1979)

1971 (2-6)

Head Coach: Dave Dolbin

Captains: Bob Hickey, Roger Berkheimer

S18	Millersville	L	0-21	H	3,000
S25	Brockport	W	34-7	H	3,000
O2	Kutztown	W	14-12	A	2,000
O9	Slippery Rock	L	7-34	A	5,000
O16	Lock Haven	L	8-16	H	3,000
O23	California (Pa.)	L	6-34	A	4,200
O30	Edinboro	L	16-42	A	4,500
N6	Clarion	L	13-17	H	2,000

1972 (3-6-1)

Head Coach: Gene Epley

Captains: Bob Anderson, Jesse Mroczka, Steve Johnston

S9	Bloomsburg	W	28-14	H	6,000
S16	Millersville	T	0-0	A	4,500
S23	Kutztown	W	24-14	H	6,500
S30	Brockport	L	7-10	A	800
O7	Slippery Rock	L	0-25	H	5,000
O14	Lock Haven	L	14-19	A	4,500
O21	California (Pa.)	L	7-21	H	7,000
O28	Edinboro	W	14-9	H	1,000
N4	Clarion	L	24-41	A	3,000
N11	Indiana (Pa.)	L	8-27	A	4,500

1973 (2-7)

Head Coach: Gene Epley

Captains: Rich Kelly, Brad Shover

S15	Bloomsburg	L	9-19	A	2,000
S22	Kutztown	L	10-31	A	4,500
S29	Brockport	W	25-7	H	5,200
O6	Slippery Rock	L	7-40	A	6,000
O13	Lock Haven	W	51-14	H	7,000
O20	California (Pa.)	L	13-21	A	5,000
O27	Edinboro	L	28-38	A	4,500
N3	Clarion	L	14-26	H	6,000
N10	Millersville	L	27-56	H	2,000

1974 (7-4)

Head Coach: Gene Epley

Captains: Rick Diggs, Al Seagraves, Dan Searer

S7	WV Tech	W	39-18	H	3,500
S14	Bloomsburg	W	28-3	H	4,000
S21	Kutztown	W	14-7	H	6,500
S28	Indiana (Pa.)	L	0-21	A	5,000
O5	Slippery Rock	L	9-34	H	7,500
O12	Lock Haven	W	33-7	A	3,000
O19	California (Pa.)	W	28-0	H	6,500
O26	Edinboro	W	19-0	H	3,000
N2	Clarion	L	0-21	A	4,000
N9	Millersville	L	0-15	A	4,000
N22	James Madison	W	21-7	A	3,000

1975 (6-5)

Head Coach: Gene Epley

Captains: Game Captains

S6	WV Tech	W	17-7	A	2,000
S13	Bloomsburg	W	41-0	A	4,500
S20	Kutztown	W	21-0	A	4,500
S27	Indiana (Pa.)	L	7-19	H	8,000
O4	Slippery Rock	W	21-16	A	7,500
O11	Lock Haven	W	33-7	H	7,300
O18	California (Pa.)	W	21-14	A	5,500
O25	Edinboro	L	16-21	A	5,300
N1	Clarion	L	13-20	H	6,500
N8	Millersville	L	14-28	H	4,000
N15	James Madison	L	3-14	H	3,000

1976 (8-2-1)

Head Coach: Joe Mark

Captains: Tom Henn, Tony Winter

S4	West Liberty State	L	13-26	A	3,000
S11	Bloomsburg	W	21-12	H	4,300
S18	Kutztown	W	21-13	H	6,000
O2	Indiana (Pa.)	W	21-0	A	10,500
O9	Slippery Rock	W	10-3	H	3,500
O16	Lock Haven	W	7-0	A	4,000
O23	California (Pa.)	W	58-0	H	8,000
O30	Edinboro	W	28-24	H	6,000
N6	Clarion	L	26-29	A	4,000
N13	James Madison	W	21-17	A	3,500

State Game

N20	East Stroudsburg	T	14-14	H	8,500
-----	------------------	---	-------	---	-------

1977 (6-4)

Head Coach: Joe Mark

Captains: Jerome Kater, Bob Nelson

S10	West Liberty State	W	14-6	H	6,000
S17	Bloomsburg	L	3-6	A	5,000
S24	Kutztown	L	27-29	A	3,200
O1	Indiana (Pa.)	L	14-16	H	3,400
O8	Slippery Rock	W	20-12	A	5,000
O15	Lock Haven	W	26-0	H	8,000
O22	California (Pa.)	W	42-14	A	2,500
O29	Edinboro	W	17-7	A	2,500
N5	Clarion	L	6-26	H	8,000
N12	James Madison	W	59-20	H	3,000

1978 (7-3)

Head Coach: Joe Mark

Captains: Fred Glasgow, John Morabito

S9	Shepherd	L	10-14	A	3,500
S16	Bloomsburg	W	35-7	H	5,500
S23	Kutztown	W	37-17	H	5,000
S30	Slippery Rock	L	15-22	A	9,500
O7	Indiana (Pa.)	W	36-16	H	7,000
O14	Edinboro	W	23-15	A	5,400
O21	Clarion	W	34-17	H	9,000
O28	Lock Haven	W	38-30	A	3,000
N4	James Madison	L	0-14	A	5,000
N11	California (Pa.)	W	38-15	H	5,500

1979 (4-6)

Head Coach: Vito Ragazzo

Captains: Todd Chronister, Brian Clement,

Joe Kachnoskie, John Wertz

S8	Shepherd	W	23-3	H	7,000
S15	Bloomsburg	W	16-13	A	4,500
S22	Kutztown	L	7-25	A	2,800
S29	Slippery Rock	W	45-14	N	61,143
O6	Indiana (Pa.)	L	24-31	A	3,300
O13	Edinboro	W	28-18	H	5,800
O20	Clarion	L	14-16	A	3,500
O27	Lock Haven	L	27-35	H	8,000
N3	James Madison	L	7-10	H	5,700
N10	California (Pa.)	L	0-24	A	800

N - Ann Arbor, Michigan



Head Coach Gene Epley (1972-1975)



Head Coach Joe Mark (1976-1978)

OPPONENTS & RESULTS (1980-1989)

1980 (5-4-1)

Head Coach: Vito Ragazzo

Captains: Steve Cramer, Bob Potts, Ken Schaeffer, Dave Weaver

S13	Bloomsburg	W	42-13	H	5,800
S20	Kutztown	L	14-21	H	6,000
S27	Indiana (Pa.)	W	17-14	H	5,000
O4	Edinboro	T	22-22	A	3,500
O11	Clarion	L	9-14	H	8,500
O18	Lock Haven	W	20-16	A	3,000
O25	Randolph-Macon	W	31-9	A	200
N1	California (Pa.)	W	27-12	H	3,000
N8	Slippery Rock	L	16-18	A	7,500
N15	James Madison	L	14-19	A	6,400

1981 (12-1)

Head Coach: Vito Ragazzo

Captains: Dave Calvario, Tim Ebersole, Rich Pryor, Joe Puszycki

S12	Bloomsburg	W	38-17	A	2,300
S19	Towson State	W	24-10	A	2,952
S26	Indiana (Pa.)	W	26-3	A	6,000
O3	Edinboro	W	17-0	H	6,200
O10	Clarion	W	28-0	A	6,500
O17	Lock Haven	W	24-20	H	8,000
O24	C.W. Post	W	49-35	A	1,911
O31	California (Pa.)	W	20-16	A	4,200
N7	Slippery Rock	W	26-21	H	5,400
N14	James Madison	W	33-27	H	4,000

State Game

N21	Millersville	W	34-17	A	8,200
-----	--------------	---	-------	---	-------

NCAA Playoffs

N28	Virginia Union	W	40-27	A	12,000
D5	North Dakota St	L	6-18	H	7,400

1982 (7-3)

Head Coach: Vito Ragazzo

Captains: Ed Brown, Tim Ebersole, Greg Keller, Rich Pryor

S11	Bloomsburg	W	35-10	H	6,000
S18	Towson State	W	27-25	H	6,500
S25	Edinboro	L	6-10	A	4,000
O2	Clarion	W	16-8	H	5,000
O9	Lock Haven	W	31-7	A	3,000
O16	West Chester	W	28-22	H	8,000
O23	California (Pa.)	W	24-19	H	5,300
O30	Slippery Rock	L	14-24	A	5,500
N6	Indiana (Pa.)	W	28-9	H	3,100
N13	James Madison	L	22-52	A	8,000

1983 (4-6)

Head Coach: Vito Ragazzo

Captains: Chip Dimmick, Glenn Herd, Pat Silva, Jeff Zubia

S10	Bloomsburg	W	10-9	A	3,300
S17	C.W. Post	W	40-27	H	6,200
S24	Edinboro	L	16-44	H	7,000
O1	Clarion	L	12-48	A	8,500
O8	Lock Haven	W	17-15	H	8,200
O15	West Chester	L	15-29	A	6,100
O22	California (Pa.)	L	21-28	A	4,200
O29	Slippery Rock	L	23-24	H	3,000
N5	Indiana (Pa.)	L	18-41	A	3,500
N12	James Madison	W	29-9	H	2,200

1984 (4-6)

Head Coach: Vito Ragazzo

Captains: Mark Brezitski, Chip Dimmick, Mike Houseal, Dave Hurdle

S8	Bloomsburg	W	17-11	H	7,200
S15	Kutztown	W	10-9	A	3,500
S22	Clarion	L	13-16	H	6,100
S29	Lock Haven	L	10-14	A	2,000
O6	Millersville	L	9-31	A	4,000
O13	California (Pa.)	L	17-28	H	7,500
O20	Slippery Rock	L	12-13	A	5,500
O27	Indiana (Pa.)	W	21-18	H	3,500
N3	Edinboro	L	14-36	A	2,500
N10	Cheyney	W	48-13	H	3,000

1985 (5-5)

Head Coach: Vito Ragazzo

Captains: Mike Brady, Dan Carey, Dave Hurdle, Dave Szlachetka

S14	Bloomsburg	L	3-18	A	5,000
S21	Kutztown	W	10-7	H	6,800
S28	Clarion	L	7-23	A	4,000
O5	Lock Haven	W	20-6	H	6,100
O12	Millersville	L	8-30	H	9,200
O19	California (Pa.)	W	24-14	A	4,000
O26	Slippery Rock	W	34-23	H	3,800
N2	Indiana (Pa.)	L	0-33	A	5,500
N9	Edinboro	L	21-24	H	3,000
N16	Shepherd	W	7-0	A	1,000

1986 (3-7)

Head Coach: Joe Bottiglieri

Captains: Scott Duke, Dave Szlachetka

S13	Bloomsburg	L	26-30	H	7,600
S20	Kutztown	L	9-27	A	2,800
S27	Lock Haven	W	17-7	A	4,500
O4	Mansfield	W	10-0	A	1,200
O11	California (Pa.)	W	38-20	H	8,700
O18	Slippery Rock	L	6-49	A	6,500
O25	Indiana (Pa.)	L	14-31	H	6,000
N1	Edinboro	L	53-66	A	3,000
N8	Clarion	L	19-22	H	2,000
N15	Shepherd	L	17-28	H	2,600

1987 (4-6)

Head Coach: Joe Bottiglieri

Captains: Mick Chronister, Don Craine, Pat Fabie, Frank Van Buren

S12	Bloomsburg	L	10-24	A	1,200
S19	Kutztown	W	13-9	H	4,200
S26	Lock Haven	W	22-15	H	4,600
O3	Mansfield	L	14-35	H	5,800
O10	California (Pa.)	W	26-13	A	3,700
O17	Slippery Rock	L	9-38	H	7,600
O24	Indiana (Pa.)	L	10-28	A	5,300
O31	Edinboro	W	18-16	H	3,000
N7	Clarion	L	0-35	A	2,900
N14	Millersville	L	9-22	A	4,700

OPPONENTS & RESULTS (1990-1997)

1990 (5-6)

Head Coach: Rocky Rees

Captains: Mike George, Clyde Tinner, Mike Williams

S2	Cheyney	W	22-8	H	2,600
S9	Bloomsburg	W	20-9	H	4,700
S15	Kutztown	L	6-16	A	3,700
S22	California (Pa.)	L	19-24	H	5,100
S29	Slippery Rock	L	12-20	A	7,800
O6	Indiana (Pa.)	L	17-42	H	6,400
O13	Edinboro	L	3-10	A	4,843
O20	Clarion	W	24-20	H	9,000
O27	Lock Haven	W	31-17	A	1,700
N3	East Stroudsburg	L	14-26	A	1,600
N10	New Haven	W	59-34	H	700

1991 (10-3)

Head Coach: Rocky Rees

Captains: Jeff Fickes, Ken Pickett, Corey Bornmann, Rob Davis

S7	Shepherd	W	49-28	A	4,713
S14	Bloomsburg	W	24-21	A	2,923
S21	Kutztown	W	45-35	H	6,200
S28	California (Pa.)	W	45-0	A	2,736
O5	Slippery Rock	W	24-20	H	7,100
O12	Indiana (Pa.)	L	0-47	A	10,300
O19	Edinboro	W	45-7	H	8,500
O26	Clarion	L	19-34	A	1,500
N2	Lock Haven	W	34-0	H	4,100
N9	East Stroudsburg	W	31-24	H	4,200
N16	New Haven	W	31-30	A	675

NCAA Playoffs

N23	East Stroudsburg (OT)	W	34-33	A	2,800
N30	Indiana (Pa.)	L	7-52	A	3,000

1992 (3-7-1)

Head Coach: Rocky Rees

Captains: Corey Bornmann, Rob Davis, Shayne Mains

S5	Shepherd	W	21-7	H	3,400
S12	Bloomsburg	W	20-14	H	6,800
S19	Kutztown	L	3-16	A	4,436
S26	Millersville	L	10-35	H	5,800
O3	Slippery Rock	L	3-20	A	8,000
O10	Indiana (Pa.)	L	16-35	H	8,600
O17	Edinboro	L	3-47	A	3,469
O24	Clarion	L	20-23	H	3,200
O31	Lock Haven	T	28-28	A	500
N7	West Chester	L	31-35	A	6,500
N14	California (Pa.)	W	17-8	H	2,200

1993 (6-5)

Head Coach: Rocky Rees

Captains: Winston Horsbarw, Doug Seidenstricker, Brian High, Mike Lazusky

S4	Shepherd	W	10-7	A	4,312
S11	Bloomsburg	W	20-14	A	2,493
S18	Kutztown	W	27-10	H	5,200
S25	Millersville	W	16-14	A	2,200
O2	Slippery Rock	L	7-36	H	5,300
O9	Indiana (Pa.)	L	10-45	A	9,500
O16	Edinboro	L	17-34	H	7,500
O23	Clarion	L	32-34	A	2,500
O30	Lock Haven	W	31-20	H	412
N6	West Chester	L	19-24	H	2,100
N13	California (Pa.)	W	7-6	A	1,708

1994 (5-6)

Head Coach: Rocky Rees

Captains: Joe Topichak, Doug Seidenstricker

S3	Shepherd	W	17-0	H	3,600
S10	Bloomsburg	W	10-7	H	3,400
S17	West Chester	L	10-14	A	4,730
S24	Millersville	L	14-31	H	5,600
O1	Indiana (Pa.)	L	13-20	H	6,400
O8	Edinboro	L	17-31	A	7,355
O15	Clarion	W	31-21	H	7,800
O22	Lock Haven	L	21-35	A	3,000
O29	Kutztown	W	18-14	A	4,250
N5	California (Pa.)	W	63-47	H	2,600
N12	Slippery Rock	L	23-49	A	3,250

1995 (3-8)

Head Coach: Rocky Rees

Captains: Tom Coleman, Martin Pepe, Dwaine Schultz

S2	Shepherd	W	24-21	A	2,500
S9	Bloomsburg	L	34-41	A	1,890
S16	West Chester	L	14-25	H	5,200
S23	Millersville	L	3-20	A	4,800
S30	Indiana (Pa.)	L	21-62	A	5,500
O7	Edinboro	L	7-40	H	4,200
O14	Clarion	L	9-31	A	4,500
O21	Lock Haven	W	73-29	H	5,600
O28	Kutztown	L	6-35	H	2,500
N4	California (Pa.)	W	26-15	A	357
N11	Slippery Rock	L	16-34	H	500

1996 (3-8)

Head Coach: Rocky Rees

Captains: Steve McTaggart, Mike Buglia, Andre Pelletier

S7	James Madison	L	0-30	A	11,000
S14	Shepherd	W	24-22	H	3,600
S21	Kutztown	L	34-37	A	3,500
S28	Millersville	L	29-34	H	2,800
O5	Edinboro	L	17-31	A	5,350
O12	Clarion	L	20-59	H	6,500
O19	Lock Haven	W	30-7	A	700
O26	Bloomsburg	L	19-42	A	4,390
N2	California (Pa.)	W	16-7	H	1,800
N9	Slippery Rock	L	0-24	A	1,500
N16	Indiana (Pa.)	L	55-62	H	2,800

1997 (6-4)

Head Coach: Rocky Rees

Captains: Andre Pelletier, Kevin Washington

S13	Shepherd	L	16-20	A	3,500
S20	Kutztown	W	21-14	H	5,950
S27	Millersville	L	27-37	A	5,800
O4	Edinboro	W	17-3	H	2,000
O11	Clarion	W	37-14	A	7,000
O18	Lock Haven	W	26-0	H	6,700
O25	Bloomsburg	W	34-29	H	2,100
N1	California (Pa.)	W	31-26	A	1,003
N8	Slippery Rock	L	16-28	H	3,600
N15	Indiana (Pa.)	L	26-44	A	1,779

OPPONENTS & RESULTS (1998-2005)

1998 (7-4)

Head Coach: Rocky Rees

Captains: Kevin Washington, Dave Klingerman, Chopper Schlauch

S5	Shepherd	W	36-14	H	2,500
S12	Bloomsburg	W	28-21	H	6,500
S19	Kutztown	L	24-28	A	4,400
S26	West Chester	L	21-36	A	5,644
O3	Edinboro	W	27-23	A	3,000
O10	East Stroudsburg	W	35-13	H	6,770
O17	Clarion	W	38-3	A	3,500
O24	Slippery Rock	L	28-38	H	4,500
O31	Lock Haven	W	35-28	H	1,800
N7	California (Pa.)	W	52-12	A	841
N14	Indiana (Pa.) (OT)	L	28-31	H	3,200

1999 (8-3)

Head Coach: Rocky Rees

Captains: Phil Galiano, Jason Heckendorn, Brad Shamach

S4	Shepherd	W	24-21	A	3,100
S11	Bloomsburg	L	28-36	A	1,710
S18	Kutztown	W	42-12	H	6,100
S25	West Chester	W	48-30	H	2,700
O2	Edinboro	W	52-10	H	1,900
O9	East Stroudsburg	W	37-0	A	4,500
O16	Clarion	W	32-26	H	6,700
O23	Slippery Rock	L	21-27	A	5,500
O30	Lock Haven	W	68-7	A	5,500
N6	California (Pa.)	W	30-0	H	2,800
N13	Indiana (Pa.)	L	16-43	A	5,214

2000 (5-6)

Head Coach: Rocky Rees

Captains: Chris Gicking, Ryan Hartley, Gary McChalicher


S2	Shepherd	L	13-28	H	3,000
S9	Bloomsburg	W	24-17	H	6,200
S16	Millersville	L	19-27	A	5,700
S23	Clarion	L	49-56	A	3,500
S30	Lock Haven	W	55-0	H	2,100
O7	Slippery Rock	L	21-28	H	6,770
O14	Indiana (Pa.)	L	6-35	A	6,312
O21	East Stroudsburg (OT)	W	17-14	A	4,200
O28	California (Pa.)	W	21-17	H	2,800
N4	Edinboro	L	27-42	A	1,000
N11	Kutztown	W	31-21	H	2,350

2001 (8-3)

Head Coach: Rocky Rees

Captains: Chad Oberholzer, Lanorde Wheeler

S1	Shepherd	L	25-28	A	4,055
S8	Bloomsburg	L	18-29	A	2,956
S15	Millersville	W	17-7	H	5,600
S22	Clarion	W	34-29	H	2,800
S29	Lock Haven	W	31-10	A	3,200
O6	Slippery Rock	W	32-20	A	4,000
O13	Indiana (Pa.)	L	7-37	H	3,000
O20	E Stroudsburg	W	19-14	H	7,000
O27	California (Pa.)	W	37-20	A	1,106
N3	Edinboro	W	23-9	A	2,800
N10	Kutztown	W	24-23	A	2,350



Head Coach Rocky Rees (1990-2010)

2002 (6-5)

Head Coach: Rocky Rees

Captains: Ron Johnson, Tony Johnson, Eric Ranieri, Chris Ward, Jon Saba

S7	Shepherd	L	10-17	H	4,500
S14	Bloomsburg	L	26-27	H	6,000
S21	Kutztown	L	31-14	A	2,100
S28	West Chester	W	41-27	A	5,097
O5	Edinboro	W	41-7	H	2,000
O12	Slippery Rock (OT)	W	13-7	H	4,000
O19	Lock Haven	L	13-26	A	1,842
O26	Clarion	W	20-19	A	1,500
N2	Indiana (Pa.)	L	10-33	H	3,100
N9	East Stroudsburg	L	21-23	H	2,800
N16	California (Pa.)	W	40-7	A	785

2003 (8-3)

Head Coach: Rocky Rees

Captains: Clint Inch, Greg Hutchinson, John Kuhn, Dan Walsh

S6	Shepherd	W	33-14	A	3,716
S13	Bloomsburg	W	21-0	A	1,388
S20	Kutztown	W	35-12	H	6,000
S27	West Chester	L	20-33	H	3,000
O4	Edinboro	W	40-34	A	3,317
O11	Slippery Rock	L	14-16	A	4,750
O18	Lock Haven	W	49-13	H	7,700
O25	Clarion	W	13-0	H	3,100
N1	Indiana (Pa.)	L	7-18	A	5,847
N8	East Stroudsburg	W	40-14	A	3,109
N15	California (Pa.)	W	35-0	H	3,000

2004 (10-2)

Head Coach: Rocky Rees

Captains: Dan Walsh, John Kuhn

A28	Kutztown	W	35-0	H	4,500
S4	Shepherd	W	35-7	H	3,487
S11	Bloomsburg	W	45-10	H	7,534
S18	Millersville	W	49-27	A	5,200
S25	Edinboro	W	17-10	H	7,276
O2	Indiana (Pa.)	L	0-17	A	6,195
O9	Lock Haven	W	45-7	H	2,134
O16	California (Pa.)	W	32-14	A	4,711
O23	Clarion	W	44-0	A	1,200
O30	Slippery Rock	W	35-17	H	5,634
N6	West Chester (OT)	W	24-21	A	7,500

NCAA Playoffs

N20	West Chester	L	28-33	H	6,013
-----	--------------	---	-------	---	-------

2005 (4-7)

Head Coach: Rocky Rees

Captains: Frank Duffy, Patrick Ferguson, Tony Gomez

A27	Kutztown	W	10-3	A	4,500
S3	Shepherd	L	32-34	A	2,718
S10	Bloomsburg	L	21-49	A	3,561
S17	Millersville	W	23-17	H	4,562
S24	Edinboro	L	0-16	A	3,257
O1	Indiana (Pa.)	L	15-20	H	3,569
O8	Lock Haven	W	26-7	A	2,003
O15	California (Pa.)	L	13-41	H	7,034
O22	Clarion	W	37-0	H	1,023
O29	Slippery Rock	L	28-58	A	5,500
N4	West Chester	L	16-24	H	2,034



Head Coach Joe Bottiglieri (1986-89)

OPPONENTS & RESULTS (2006-2013)



Head Coach Mark 'Mac' Maciejewski (2011-present)

2006 (5-6)

Head Coach: Rocky Rees

Captains: Frank Duffy, Patrick Ferguson, Aaron Dykes

S2	Shepherd	L	0-14	A	1,534
S9	Mansfield	W	35-0	A	2,272
S16	Kutztown	W	42-27	H	6,013
S23	West Chester	L	0-24	A	5,000
S30	Bloomsburg	L	14-35	H	3,069
O7	Slippery Rock	W	28-21	A	2,400
O14	Lock Haven	W	20-17	A	3,210
O21	Indiana (Pa.)	L	16-20	H	7,506
O28	California (Pa.)	L	20-35	H	1,340
N4	Edinboro #	L	30-54	A	500
N11	Clarion	W	35-10	H	3,401

Frank B. Fubrer field at Allegheny College

2007 (3-8)

Head Coach: Rocky Rees

Captains: Bill Morrison

S1	Shepherd	L	14-19	A	4,319
S8	Liberty	L	14-35	A	12,331
S15	Kutztown	L	16-28	A	5,200
S22	West Chester	L	29-34	H	7,000
S29	Edinboro	L	18-33	H	6,134
O6	Clarion	W	41-23	A	5,800
O13	Millersville	W	23-14	A	5,500
O20	Slippery Rock	L	34-38	H	5,634
O27	Lock Haven	W	56-10	H	7,200
N3	Indiana (Pa.)	L	0-30	A	4,585
N10	California (Pa.)	L	9-30	A	4,000

2008 (4-7)

Head Coach: Rocky Rees

Captains: Josh Oswald, Matt Olecki, Bill Morrison, Mike Harris

A30	Shepherd	L	16-20	H	3,000
S6	Edinboro	L	11-34	H	700
S13	Lock Haven	W	36-0	A	1,213
S20	East Stroudsburg (OT)	L	41-44	A	3,950
S27	Millersville	W	35-14	H	2,600
O4	C.W. Post	W	27-10	H	2,775
O11	Kutztown	L	21-42	A	2,275
O18	West Chester	L	7-25	A	5,041
O25	Bloomsburg	L	0-21	H	900
N1	Cheyney	W	62-7	H	1,600
N8	Mercyhurst	L	17-21	A	720

2009 (9-3)

Head Coach: Rocky Rees

Captains: Andy Casale, Mike Harris, Dave Fremont, Riley Bowen

A29	Shepherd	L	23-34	A	4,100
S5	Edinboro	W	24-14	A	3,157
S12	Lock Haven	W	49-7	H	5,200
S19	East Stroudsburg	W	38-14	H	5,600
S26	Millersville	W	63-24	A	1,428
O3	C.W. Post	L	24-40	A	3,717
O10	Kutztown	W	26-22	H	4,000
O17	West Chester	W	24-19	H	1,871
O24	Bloomsburg	W	28-27	A	2,057
O31	Cheyney	W	31-10	A	480

PSAC State Game

N7	California (Pa.)	W	42-35	H	7000
----	------------------	---	-------	---	------

NCAA Playoffs

N21	California (Pa.)	L	21-26	H	5,100
-----	------------------	---	-------	---	-------

2010 (5-6)

Head Coach: Rocky Rees

Captains: Riley Bowen, Drew Gallardy

A28	Shepherd	L	27-35	H	5,910
S11	Gannon	L	19-22	H	2,000
S18	Clarion	W	28-24	A	3,000
S25	C.W. Post	L	14-31	H	3,400
O2	Kutztown	L	24-33	A	5,326
O7	West Chester (2OT)	L	43-44	A	3,569
O16	Bloomsburg	L	3-23	H	2,340
O23	Cheyney	W	50-0	H	4,300
O30	Millersville	W	19-14	H	2,900
N6	East Stroudsburg	W	20-17	A	1,800
N13	Lock Haven	W	41-17	A	547

2011 (7-4)

Head Coach: Mark Maciejewski

Captains: Vinnie Ranaut, Brian Heitz

S3	Shepherd	L	27-53	A	4,962
S10	Gannon	W	41-13	A	1,240
S17	Clarion	W	54-24	H	3,000
S24	C.W. Post	L	22-40	A	3,217
O1	Kutztown	W	49-7	H	2,400
O8	West Chester	L	17-52	H	1,800
O15	Bloomsburg	L	18-38	A	3,105
O22	Cheyney	W	59-20	A	287
O29	Millersville	W	40-0	A	386
N5	East Stroudsburg	W	44-14	H	1,977
N12	Mercyhurst	W	40-16	H	1,040

2012 (11-2)

Head Coach: Mark Maciejewski

Captains: Mike Frenette, Corey Hunt, Mark Kabil Smith, Jeff Tomasetti

S1	Shepherd	W	38-28	H	5,021
S8	Slippery Rock	W	55-35	H	1,002
S15	East Stroudsburg	W	63-21	A	1,600
S22	Millersville	W	61-6	H	5,004
S29	Lock Haven	W	49-6	A	997
O6	LIU Post	W	36-20	H	6,200
O13	Kutztown	W	73-35	A	6,357
O20	West Chester	W	42-24	A	6,373
O27	Bloomsburg	W	49-42	H	7,170
N3	Cheyney	W	61-9	H	3,118

PSAC State Game

N10	Indiana (Pa.)	L	10-41	A	4,576
-----	---------------	---	-------	---	-------

NCAA Playoffs

N17	Bloomsburg	H	58-20	H	6,165
N24	Winston-Salem State	L	14-37	A	3,248

2013 (7-4)

Head Coach: Mark Maciejewski

Captains: Jason Brady, Dainen Green, Trevor Harman, Jake Metz, Zach Zulli

S7	Shepherd	L	0-33	A	6,247
S14	Slippery Rock	L	38-58	A	8,735
S21	East Stroudsburg	W	41-31	H	5,850
S28	Millersville	W	48-10	A	2,805
O5	Seton Hill	W	73-27	H	5,032
O12	Lock Haven	W	30-24	A	2,011
O19	Kutztown	W	55-30	H	6,056
O26	West Chester	L	29-32	H	7,458
O31	Bloomsburg	W	34-18	A	3,287
N9	Cheyney	W	42-0	A	402
N16	Indiana (Pa.)	L	21-42	H	5,100

Team Punt Returns

Game (since 1972):

9 vs. California (Pa.) (1975)
9 vs. West Liberty (1989)
9 vs. Lock Haven (2000)
Season: 45 (1980, 411 yards)

Yards Gained

Game: 219 vs. West Liberty (1989, 9 returns)
178 vs. Bloomsburg (1989, 5 returns)
149 vs. Lock Haven (2000, 9 returns)
144 vs. Kutztown (2003, 5 returns)
120 vs. California (Pa.) (1975, 9 returns)
Season: 578, (2003, 35 returns)
449, (1975, 31 returns)
Average Per Game:
52.5 (2003, 578 in 11)
41.1 (1980, 411 in 10)
40.8 (1975, 449 in 11)

Highest Average Per Return

Game (min. 5 returns):
35.6 vs. Bloomsburg (1989, 5 for 178)
Season: 16.5 (2003, 35 for 578)

Most Touchdowns

Game: 2 vs. Kutztown (1953)
Season: 5 (1953)

Team Kickoff Returns

Game (since 1972):

9, five times (most recent vs. Clarion, 2000)
Season: 57 (1995)
50 (2007)
50 (1986)
47 (1996)
46 (2000)

Yards Gained

Game: 271 vs. Clarion (2000)
232 vs. Indiana (Pa.) (1996)
226 vs. East Stroudsburg (2008)
223 vs. Edinboro (1986)
206 vs. Edinboro (1989)
Season: 1,127 (2012, 45 returns)
1,045 (2013, 43 returns)
1,001 (1995, 57 returns)
978 (1991, 44 returns)
946 (2001, 40 returns)

Average per Return

Game (min. 2 returns)
87.5* (1952, vs. Cheyney, 2-175-2)
Season: 25.0 (2012, 45 for 1,127)
24.3 (2013, 43 for 1,045)
24.2 (2003, 25 for 606)
22.9 (1979, 28 for 641)
22.7 (1990, 41 for 930)

* In 1952, Shippensburg returned nine kickoffs. One of the returns is unknown. The other return yardage was 100, 100, 95, 90, 85, 65, 54, 19. The ninth was returned beyond the 40 yard line. The eight known returns went for 608 yards and an average of 76.0 yards per return. Even if the ninth return was zero yards, the minimum return average was 67.6.

Most Touchdowns

Game: 2 vs. Cheyney (1952)
Season: 5 (1952)

RETURN RECORDS

Individual Punt Returns

Most Returns

Game: 9, Deon Harrison vs. Lock Haven (2000)
Season: 40, Dave Friese (1980)
Career: 121, Dave Friese (1978-81)

Most Yardage on Returns

Game: 171, Winston Horshaw vs. W. Liberty (1989)
Season: 508, Brent Grimes (2005)
Career: 1,133, Brent Grimes (2002-05)

Most Touchdowns on Returns

Game: 1, by several (most recent: Sheldon Mayer at Slippery Rock, 2013)
Season: 2, Spencer Keyes (1953)
2, Dan Searer (1974)
Career: 3, Spencer Keyes (1951-54)
3, Dan Searer (1972-74)

Longest Punt Return

93 Winston Horshaw vs. West Liberty (1989)
--

Highest Return Average

Season: 19.3, Brent Grimes (2003)
Career: 14.0, Brent Grimes (2002-05)

Career Punt Return Average

14.0 Brent Grimes (2002-05)
13.7 Dan Searer (1972-74)
10.7 Winston Horshaw (1988-89, 91, 93)
11.0 Shawn Brown (1991-92, 94-95)
10.9 Deon Harrison (1997-2000)

Season Punt Return Average

19.3 Brent Grimes (2003)
17.4 Dan Searer (1974)
13.8 Sheldon Mayer (2013)
13.7 Brent Grimes (2005)
13.5 Winston Horshaw (1988)

Longest Punt Returns (80+)

93 Winston Horshaw vs. West Liberty (1989)
88 Dan Searer vs. Bloomsburg (1974)
85 Charlie Mills vs. IUP (1949)
Charlie Mills vs. Kutztown (1950)
Sheldon Mayer at Slippery Rock (2013)
82 Hershel Ulrich vs. Millersville (1953)
80 Brent Grimes vs. California (Pa.) (2005)

Individual Kick Returns

Most Returns

Game: 7, Kevin Mylett vs. Slippery Rock (1986)
Season: 28, Ben Sampson (1983)
Career: 80, Kevin Marshall (2007-10)

Most Yardage on Returns

Game: 240, Shannon Maura vs. ESU (2013)
Season: 604, Ben Sampson (1983)
Career: 1,872, Kevin Marshall (2007-10)

Most Touchdowns on Returns

Game: 1, by several (most recent: Blair Brooks at Millersville (2013))
Season: 2, Charlie Mills (1952)
2, Spencer Keyes (1952)
2, Hershel Ulrich (1953)
2, Jerome Kater (1976)
2, Winston Horshaw (1991)
2, Tom Coleman (1994)
2, Dave Brown (2001)
2, Brent Grimes (2003)
Career: 4, Spencer Keyes (1951-54)
4, Dave Brown (1997-98, 2000-01)

Highest Return Average

Season: 35.7, Winston Horshaw (1991)
Career: 29.1, Jerome Kater (1976-77)

Career Kickoff Return Average

29.1 Jerome Kater (1976-77)
28.1 Dan Searer (1972-74)
27.4 Winston Horshaw (1988-89, 1991, 1993)
26.1 Mike Frenette (2009-12)

Season Kickoff Return Average

35.7 Winston Horshaw (1991)
33.8 Mike Frenette (2012)
32.3 Brent Grimes (2003)
29.9 Blair Brooks (2012)
29.7 Dwayne Jones (1987)

Longest Kickoff Return

100 Spencer Keyes vs. Kutztown (1952)
100 Charlie Mills vs. Millersville (1952)
100 Tom Coleman vs. California (Pa.) (1994)
100 Mike Erlandson vs. Bloomsburg (1997)
99 Brent Grimes at Shepherd (2005)



Brent Grimes and Mark Maciejewski

RUSHING RECORDS

Individual Rushing

Carries

Game:	37, Rick Diggs vs. Kutztown (1974)
	37, Bill Pettyjohn vs. New Haven (1990)
Season:	294, John Kuhn (2003)
Career:	910, John Kuhn (2001-04)

Yards

Game:	291, Bill Pettyjohn vs. New Haven (1990)
Season:	1,500, John Kuhn (2003)
Career:	4,685, John Kuhn (2001-04)

Yards Per Game

Season:	136.4, John Kuhn (2003)
Career:	104.1, John Kuhn (2001-04)

Yards Per Carry

Season:	12.8, Nick Cutro (1957)
Career:	7.1, Bill Lewis (1958-61)

Touchdowns

Game:	6, John Kuhn vs. California (Pa.) (2003)
Season:	21, John Kuhn (2003)
Career:	52, John Kuhn (2001-04)

Longest Rush

98, Ed Hammers vs. Bloomsburg (1966)

Three 100-yard rushers in same game

John Kuhn (168), Walter Crump (128), Andre McLaurin (112) vs. East Stroudsburg, 2003
--

Two 100-yard rushers in same game

Rick Diggs (141), Rene Posey (109) vs. Lock Haven, 1974
Steve Moskowitz (146), Scott Flinn (100) vs. Slippery Rock, 1979
Bob Plummer (119), Bill Pettyjohn (114) vs. Clarion, 1989
John Kuhn (156), Walter Crump (134) vs. Slippery Rock, 2004
Kevin Marshall (135), Aaron Dykes (129) vs. Lock Haven, 2007
Zach Zulli (126), Mike Frenette (115) vs. East Stroudsburg, 2011

100-Yard Games

Season:	9, John Kuhn (2002)
	9, John Kuhn (2003)
Career:	26, John Kuhn (2001-04)

Consecutive Games Gaining 100 Yards

11 John Kuhn (2002-03)

Yards by a Quarterback

Game:	127, Ralph Sassaman vs. Lock Haven (1965)
Season:	364, Zach Zulli (2011)
Career:	675, Zach Zulli (2010-13)

Career Yards

4,685 John Kuhn (2001-04)
2,480 Bill Pettyjohn (1988-91)
2,425 Mike Frenette (2009-12)
2,282 Fred Glasgow (1976-78)
2,181 Ed Hammers (1965-68)
2,081 Dave Friese (1978-81)
2,049 Bob Plummer (1986-89)
1,821 Aaron Dykes (2003-07)
1,792 Jeremy Brubaker (1996-99)
1,771 Frank Van Buren (1984-87)

Season Yards (900+)

1,500 John Kuhn (2003)
1,487 John Kuhn (2004)
1,368 John Kuhn (2002)
1,101 Bill Pettyjohn (1991)
1,098 Rick Diggs (1974)
1,012 Dave Friese (1981)
990 Fred Glasgow (1976)
933 Bill Pettyjohn (1990)
913 Mike Frenette (2011)
908 Blair Brooks (2013)

Game Yards (150+)

291 Bill Pettyjohn vs. New Haven (1990)	
234 Bill Pettyjohn vs. New Haven (1991)	
234 John Kuhn vs. Millersville (2004)	
230 John Kuhn vs. California (Pa.) (2002)	
206 Darrell Yarberough vs. California (Pa.) (1975)	
195 Dave Brown vs. Slippery Rock (2001)	
190 Mike Frenette vs. Millersville (2012)	
188 Roshaan McCain vs. Millersville (2009)	
184 John Kuhn vs. Clarion (2002)	
182 Rick Diggs vs. West Virginia Tech (1974)	
179 Ed Hammers vs. Brockport (1967)	
177 Mike Frenette vs. Millersville (2011)	
175 Luther Burns vs. West Chester (1958)	
173 Ben Sampson vs. James Madison (1983)	
173 John Kuhn vs. Clarion (2003)	
169 Bill Lewis vs. Kutztown (1960)	
168 John Kuhn vs. East Stroudsburg (2003)	
168 John Kuhn vs. California (Pa.) (2004)	
166 John Kuhn vs. Lock Haven (2003)	
165 Ed Hammers vs. Bloomsburg (1966)	
163 Fred Glasgow vs. California (Pa.) (1978)	
163 John Kuhn vs. Bloomsburg (2003)	
161 Fred Glasgow vs. Slippery Rock (1977)	
160 Johnny Seigle vs. Millersville (1973)	
160 Bob Plummer vs. Edinboro (1987)	
160 Brian Fordyce vs. Bloomsburg (1992)	
159 Bill Lewis vs. Clarion (1961)	
158 Ryan Hartley vs. Kutztown (2000)	
	Blair Brooks vs. West Chester (2013)
157 Luther Burns vs. West Chester (1958)	
156 John Kuhn vs. Slippery Rock (2004)	
155 Bill Lewis vs. Mansfield (1961)	
154 Nick Cutro vs. California (1957)	
154 Dave Friese vs. Lock Haven (1981)	
154 David McLendon vs. Millersville (1993)	
153 Ed Hammers vs. Brockport (1966)	
152 Rick Diggs vs. Kutztown (1974)	
152 John Kuhn vs. Indiana (Pa.) (2003)	
150 Darrell Yarberough vs. Lock Haven (1975)	
	Blair Brooks vs. Kutztown (2013)



Fred Glasgow '78

RUSHING RECORDS



John Kuhn '04

Pacesetters

Year	Player	Rushes	Yards
1950	Dick Kopec	69	335
1951	Hershuel Ulrich	40	419
1952	Ray Ellis	76	473
1953	Spencer Keyes	66	588
1954	James Miller	82	426
1955	Don Stankus	75	452
1956	John Conner	117	706
1957	Nick Cutro	36	474
1958	John Freeland	73	355
1959	Mel Williams	51	352
1960	Bill Lewis	61	492
1961	Bill Lewis	103	664
1962	Jim Childs	111	525
1963	Ralph Freeland	125	530
1964	Joe McLean	97	479
1965	Ed Hammers	95	495
1966	Ed Hammers	158	745
1967	Ed Hammers	153	695
1968	Lou Orndorff	92	376
1969	Fred Keyes	82	323
1970	Fred Keyes	128	414
1971	Bucky Campbell	70	234
1972	Johnny Seigle	151	622
1973	Rick Diggs	153	537
1974	Rick Diggs	274	1,098
1975	Darrell Yarberough	170	751
1976	Fred Glasgow	220	990
1977	Fred Glasgow	201	771
1978	Fred Glasgow	164	521
1979	Steve Moskowitz	77	474
1980	Dave Friese	202	727
1981	Dave Friese	251	1,012
1982	Ben Sampson	144	550
1983	Tom Miller	107	503
1984	Tom Miller	163	601
1985	Frank Van Buren	178	741
1986	Frank Van Buren	138	501
1987	Bob Plummer	144	534
1988	Bob Plummer	162	602
1989	Bob Plummer	157	716
1990	Bill Pettyjohn	155	933
1991	Bill Pettyjohn	225	1,101
1992	Seth Holderman	94	448
1993	David McLendon	162	709
1994	Seth Holderman	126	419
1995	Mark Madson	101	405
1996	Rajahn Bass	75	446
1997	Mark Madson	137	680
1998	Jeremy Brubaker	121	625
1999	Jeremy Brubaker	163	795
2000	Ryan Hartley	161	743
2001	Dave Brown	127	785
2002	John Kuhn	243	1,368
2003	John Kuhn	294	1,500
2004	John Kuhn	293	1,487
2005	Aaron Dykes	147	628
2006	Aaron Dykes	139	514
2007	Aaron Dykes	125	634
2008	Kevin Marshall	108	453
2009	Kevin Herod	188	727
2010	Kevin Herod	134	560
2011	Mike Frenette	172	913
2012	Mike Frenette	160	871
2013	Blair Brooks	133	908

Note: **Bold** indicates the school record

Team Rushing

Most Rushes

Game:	74 vs. Bloomsburg (1980)
	72 vs. Lock Haven (1981)
	72 vs. C.W. Post (1981)
	69 vs. Cheyney (1984)
	69 vs. East Stroudsburg (2003)
Season:	611 (1981)
	596 (1976)
	576 (2003)
	564 (2002)
	559 (1980)

Most Yards Gained

Game:	500 vs. East Stroudsburg (2003)
	456 vs. California (Pa.) (1994)
	453 vs. Millersville (1954)
	401 vs. East Stroudsburg (2011)
	391 vs. Millersville (2011)
Season:	389 vs. California (Pa.) (1957)
	385 vs. Millersville (1955)

Average Yards Per Carry

Season:	5.98 (1953)
---------	-------------

Most Fumbles Lost

Season:	25 (1983)
---------	-----------

Most Total Fumbles

Season:	39 (1975)
---------	-----------

Average Per Game:

242.6 (1957)
239.3 (2003)
229.6 (1953)
225.6 (2002)
223.4 (1981)

PASSING RECORDS

Individual Passing

Yr	Player	Att	Cmp	Yds	TD
1951	Dick Kopec	60	26	331	5
1952	Ed Stoken	68	30	503	11
1953	Percy Grimes	52	17	364	7
1954	Percy Grimes	46	26	391	7
1955	John Conner	29	17	287	0
1956	Bill Herigan	55	26	400	1
1957	Bill Herigan	46	16	283	3
1958	Ted McGee	58	26	375	2
1959	Bob Gribble	94	40	593	4
1960	Harold Hunter	101	49	435	3
1961	Harold Hunter	61	34	372	2
1962	Harold Hunter	61	27	319	3
1963	Don Jacobs	85	44	614	6
1964	Steve Ecker	138	74	1,241	9
1965	Steve Ecker	168	81	1,006	9
1966	S. Bumgarner	190	94	1,241	12
1967	S. Bumgarner	176	88	1,014	10
1968	S. Bumgarner	169	81	1,097	9
1969	Ron Finley	178	90	1,081	6
1970	Jim Monos	230	105	1,339	12
1971	Jim Monos	99	53	729	6
1972	Lou Hoover	52	24	429	3
1973	Randy Stamets	94	42	536	6

Yr	Player	Att	Cmp	Yds	TD
1974	Randy Stamets	103	45	668	6
1975	Bob Nelson	224	108	1,505	12
1976	Scott Knudson	138	74	1,030	5
1977	Scott Knudson	132	58	588	5
	Bob Nelson	89	42	633	5
1978	Scott Knudson	260	140	1,906	13
1979	Bob Potts	217	102	1,300	8
1980	Bob Potts	177	81	1,028	9
1981	Tim Ebersole	217	130	1,851	20
1982	Tim Ebersole	330	180	2,402	22
1983	Mark Beans	243	139	1,665	10
1984	Mark Beans	142	71	920	5
	Dan Carey	117	63	736	5
1985	Bill Roth	168	78	1,059	4
	Dan Carey	107	58	641	6
1986	Bill Roth	169	77	1,082	7
	Rob Klock	156	85	1,032	9
1987	S. Muchowski	158	82	1,007	1
1988	S. Muchowski	208	112	1,622	8
1989	Rob Klock	188	85	1,010	5
1990	Brian Gilbert	316	142	1,775	9
1991	Brian Gilbert	319	142	1,982	13
1992	Brian Gilbert	378	179	2,448	11

Yr	Player	Att	Cmp	Yds	TD
1993	Brian Curnow	244	122	1,572	12
1994	Mike Carver	207	97	1,430	10
1995	Mike Carver	231	93	1,408	8
1996	Mike Carver	243	114	1,581	9
1997	Mike Carver	169	76	1,284	9
1998	Chris Gicking	211	110	1,756	21
1999	Chris Gicking	294	164	2,832	25
2000	Chris Gicking	273	130	1,777	19
2001	Jim Buffington	206	96	1,341	11
2002	Tyler Novak	191	87	1,200	10
2003	Rick Henshaw	226	118	1,674	14
2004	Tony Gomez	183	82	1,564	15
2005	Tony Gomez	194	85	1,072	7
2006	Gabe Maiocco	161	63	861	5
	Tony Gomez	131	59	783	5
2007	Gabe Maiocco	336	183	2,456	10
2008	Chad DiFebbo	272	124	1,966	18
2009	Chad DiFebbo	314	160	2,507	27
2010	Steven Adams	266	136	2,205	17
2011	Zach Zulli	385	226	2,741	34
2012	Zach Zulli	544	342	4,747	54
2013	Zach Zulli	480	294	3,500	35

Note: **Bold** indicates the school record

Team Passing

Completions

Game:	48 vs. Kutztown (2012)
	39 vs. Edinboro (1983)
	35 vs. Lock Haven (2012)
	35 vs. Bloomsburg (1) (2012)
	35 vs. Seton Hill (2013)
	33 vs. East Stroudsburg (2012)
	33 at Slippery Rock (2013)
	33 at Cheyney (2013)
	31 at Lock Haven (2013)
	31 at Bloomsburg (2013)
	30 vs. IUP (2013)
Season:	363 (2012)
	309 (2013)
	234 (2011)
	197 (1983)
	189 (2007)

Attempts

Game:	68 at Slippery Rock (2013)
	63 vs. Kutztown (2012)
	61 vs. West Chester (2011)
	61 vs. Bloomsburg (1) (2012)
	60 vs. Edinboro (1983)
	58 vs. Winston-Salem State (2012)
	56 vs. Bloomsburg (1967)
	54 vs. IUP (1983)
	53 vs. IUP (2013)
	51 vs. Edinboro (1982)
	51 vs. Slippery Rock (1982)
	51 at Cheyney (2013)
	50 vs. Hillsdale (1964)
	50 vs. Kutztown (2013)
Season:	581 (2012)
	409 (2011)
	385 (1992)
	379 (2007)
	365 (1983)

Completion Percentage

Game (min. 15 attempts):	75.0 vs. California (Pa.), 1976
	(12-of-16)(min. 25 attempts):
	77.5 vs. Bloomsburg, 2013 (31-of-40)
Season:	62.4 (2012); 363-of-581
	59.7 (2013); 309-of-518
	59.0 (1981); 134-of-227
	57.2 (2011); 534-of-409
	56.0 (1999); 181-of-323

Yards

Game:	606 vs. East Stroudsburg (2012)
	603 vs. Kutztown (2012)
	507 vs. Bloomsburg (2) (2012)
	496 vs. Bloomsburg (1) (2012)
	466 at Bloomsburg (2013)
	463 vs. Seton Hill (2013)
	446 vs. Lock Haven (2012)
	423 vs. Edinboro (1983)
	419 vs. Edinboro (1999)
	418 vs. Hillsdale (1964)
Season:	5,040 (2012)
	3,685 (2013)
	3,071 (1999)
	2,859 (2011)
	2,785 (1998)

Average Per Completion

Game (min. 200 yds.):	28.3 vs. Lock Haven (2007; 13 for 369)
	28.3 vs. Slippery Rock (1988; 8 for 226)
Season:	21.08 (1955; 25 for 527)
	(min. 75 completions):
	19.10 (1997; 98 for 1,869)

Touchdowns

Game:	9 vs. Kutztown (2012)
	7 vs. Bloomsburg (1) (2012)
	6 vs. East Stroudsburg (2012)
	6 vs. C.W. Post (1981)
	6 vs. Edinboro (1999)
	6 vs. Millersville (2009)
	6 vs. Cheyney (2011)
	6 vs. Seton Hill (2013)
Season:	58 (2012)
	37 (2013)
	36 (2011)
	28 (1998)
	28 (1999)
	28 (2009)

Efficiency Rating

Game: (min. 200 yards):	273.06 vs. Edinboro, 1999 (26 att., 16 comp., 61.5%; 0 int., 419 yds.; 6 TDs)
	268.34 vs. Slippery Rock, 1988 (13 att., 8 comp. 61.5%, 1 int., 226 yds. 3 TDs)
Season:	168.5 (1954, 94 attempts, 52 completions, 5 interceptions, 55.3 percent, 796 yards, 15 touchdowns) (min. 200 attempts)
	164.16 (2012, 581 attempts, 363 completions, 10 interceptions, 62.5 percent, 5,040 yards, 58 touchdowns)
	160.17 (1999, 323 attempts, 181 completions, 7 interceptions, 56.0 percent; 3,071 yards, 28 touchdowns)
	154.00 (1981, 227 attempts, 134 completions, 6 interceptions, 59.0 percent; 1,885 yards, 21 touchdowns)

PASSING RECORDS

Individual Passing

Season Touchdown Passes

54	Zach Zulli (2012)
35	Zach Zulli (2013)
34	Zach Zulli (2011)
27	Chad DiFebbo (2009)
25	Chris Gicking (1999)
22	Tim Ebersole (1982)
21	Chris Gicking (1998)
20	Tim Ebersole (1981)
19	Chris Gicking (2000)
18	Chad DiFebbo (2008)

Game Yards (300+)

581	Zach Zulli vs. Kutztown (2012)
496	Zach Zulli vs. East Stroudsburg (2012)
	Zach Zulli vs. Bloomsburg (1) (2012)
479	Zach Zulli vs. Bloomsburg (2) (2012)
423	Mark Beans vs. Edinboro (1983)
403	Zach Zulli vs. Lock Haven (2012)
398	Steve Ecker vs. Hillsdale (1964)
395	Zach Zulli vs. Seton Hill (2013)
392	Zach Zulli vs. Shepherd (2012)
388	Chris Gicking vs. Bloomsburg (1999)
384	Zach Zulli vs. Cheyney (2011)
383	Tim Ebersole vs. Edinboro (1982)
369	Gabe Maiocco vs. Lock Haven (2007)
353	Rob Klock vs. Edinboro (1986)
	Zach Zulli at Millersville (2013)
351	Tim Ebersole vs. Indiana (Pa.) (1982)
348	Zach Zulli vs. Slippery Rock (2012)
344	Zach Zulli vs. Kutztown (2013)
343	Steven Adams vs. East Stroudsburg (2010)
342	Zach Zulli vs. West Chester (2012)
340	Zach Zulli vs. Slippery Rock (2013)
339	Steve Bumgarner vs. Bloomsburg (1967)
336	Brian Curnow vs. Clarion (1993)
	Chris Gicking vs. Clarion (1996)
335	Chad DiFebbo vs. Kutztown (2009)
327	Tim Ebersole vs. Slippery Rock (1982)
321	Chad DiFebbo vs. Millersville (2008)
320	Tim Ebersole vs. Bloomsburg (1982)
318	Zach Zulli at Bloomsburg (2011)
316	Chris Gicking vs. Edinboro (1999)
312	Chris Gicking vs. West Chester (1999)
	Tony Gomez vs. IUP (2006)
309	Zach Zulli vs. West Chester (2013)
305	Scott Knudson vs. Bloomsburg (1978)
304	Mark Beans vs. Clarion (1984)
	Zach Zulli at Cheyney (2013)
303	Mike Carver vs. Clarion (1996)
	Chris Gicking vs. Clarion (2000)

Attempts

Game:	65, Zach Zulli at Slippery Rock (2013)
Season:	544, Zach Zulli (2012)
Career:	1,410, Zach Zulli (2010-13)

Completions

Game:	46, Zach Zulli vs. Kutztown (2012)
Season:	342, Zach Zulli (2012)
Career:	862, Zach Zulli (2010-13)

Consecutive Completions (Game)

13, Mark Beans vs. Edinboro (1983)

Yards

Game:	581, Zach Zulli vs. Kutztown (2012)
Season:	4,747, Zach Zulli (2012)
Career:	10,988, Zach Zulli (2010-13)

Yards Per Game

Season:	365.1, Zach Zulli (2012)
Career:	249.7, Zach Zulli (2010-13)

Touchdowns

Game:	9, Zach Zulli vs. Kutztown (2012)
	7, Zach Zulli vs. Bloomsburg (1) (2012)
	6, Zach Zulli vs. Cheyney (2011)
	5, Zach Zulli at Millersville (2013)
	5, Zach Zulli at Bloomsburg (2013)
	5, Zach Zulli vs. East Stroudsburg (2012)
	5, Zach Zulli vs. Lock Haven (2012)
	6, Zach Zulli vs. West Chester (2012)
	5, Chad DiFebbo vs. Millersville (2009)
	5, Chris Gicking vs. Clarion (2000)
	5, Rob Klock vs. Edinboro (1986)
	5, Tim Ebersole vs. C.W. Post (1981)
Season:	54, Zach Zulli (2012)
Career:	123, Zach Zulli (2010-13)

Touchdowns in consecutive games:

21, Zach Zulli (2011-12)
14, Tim Ebersole (1981-82)
14, Chad DiFebbo (2008-09)

Most Interceptions Thrown

Game:	5, by five different QBs (last, Gilbert, 1990)
Season:	20, Tim Ebersole (1982)
Career:	49, Brian Gilbert (1990-92)

Consecutive Passes Without an INT

200, Zach Zulli (2012)

Yards Per Completion

Season:	17.27, Chris Gicking (1999)
Career:	15.75, Chris Gicking (1998-00)

Yards Per Attempt

Season:	9.63, Chris Gicking (1999)
Career:	8.18, Chris Gicking (1998-00)

Highest Completion Percentage

Season:	62.9, Zach Zulli (2012)
Career:	61.1, Zach Zulli (2010-13)

Efficiency Rating

Season:	165.2, Zach Zulli (2012)
Career:	150.8, Zach Zulli (2010-13)

Longest Play

99, Tim Ebersole to Ed Noon vs. Indiana (Pa.) (1982)
93, Mike Carver to Mike Buglia vs. Edinboro (1994)
90, Scott Knudson to Rene Posey vs. Indiana (Pa.) (1976)
89, Zach Zulli to Bryan Barley vs. Lock Haven (2012)
86, Brian Gilbert to Winston Horshaw vs. Lock Haven (1991)

85, Scott Knudson to Steve Looney vs. Bloomsburg (1978)
84, Tim Ebersole to Ed Noon vs. Bloomsburg (1982)
84, Chad DiFebbo to Mike Harris vs. East Stroudsburg (2009)
84, Zach Zulli to Sheldon Mayer at Bloomsburg (2013)
82, Steve Muchowski to Jeff Lucas vs. Slippery Rock (1988)
81, Chad DiFebbo to Chase DiFebbo vs. C.W. Post (2008)
81, Zach Zulli to Trevor Harman vs. East Stroudsburg (2013)

Career Yards

10,988	Zach Zulli (2010-13)
6,365	Chris Gicking (1998-00)
6,205	Brian Gilbert (1990-92)
5,703	Mike Carver (1994-97)
4,658	Tim Ebersole (1979-82)
4,597	Chad DiFebbo (2006-09)
3,524	Scott Knudson (1976-78)
3,352	Steve Bumgarner (1966-68)
3,287	Gabe Maiocco (2006-07)
2,634	Mark Beans (1981-84)

Season Yards

4,747	Zach Zulli (2012)
3,500	Zach Zulli (2013)
2,832	Chris Gicking (1999)
2,741	Zach Zulli (2011)
2,507	Chad DiFebbo

RECEIVING RECORDS

Individual Receiving

Receptions

Game:	18, Trevor Harman vs. Kutztown (2012)
Season:	105, Trevor Harman (2013)
Career:	223, Trevor Harman (2011-present)

Receptions by a Running Back

Game:	10, Frank Van Buren vs. Bloomsburg (1986) 10, Winston Horshaw vs. Bloomsburg (1993)
Season:	56, Mike Frenette (2012)
Career:	142, Mike Frenette (2009-12)

Receptions by a Tight End

Game:	7, Todd Chronister vs. Edinboro (1976) 7, Dave Peck vs. Edinboro (1985) 7, Dave Peck vs. Indiana (1986)
Season:	38, Todd Chronister (1978)
Career:	102, Todd Chronister (1976-79)

Yards

Game:	288, Trevor Harman vs. Kutztown (2012)
Season:	1,421, Trevor Harman (2013)
Career:	3,442, Jamie Ware (1996-99)

Yards Per Game

Season:	129.2, Trevor Harman (2013)
Career:	94.3, Trevor Harman (2011-present)

Yards Per Catch

Season:	28.8, Patrick Ferguson (2004)
Career:	19.5, Mike Buglia (1993-96)

Touchdowns

Game:	5, Trevor Harman vs. Kutztown (2012)
Season:	22, Trevor Harman (2013)
Career:	50, Trevor Harman (2011-present)

Most Games w/Receiving TD

Season:	10, Ed Noon (1981) 10, Trevor Harman (2013)
Career:	25, Trevor Harman (2011-present)

Consecutive Games Catching a Touchdown

Season:	10, Ed Noon (1981) 10, Trevor Harman (2013)
---------	--

100-yard Games:

Season:	9, Trevor Harman (2013)
Career:	15, Jamie Ware (1996-99) 15, Trevor Harman (2011-present)

Consecutive 100-yard Games:

Season:	8, Trevor Harman (2013)
---------	-------------------------

Three 100-yard receivers in same game

Trevor Harman (172), Jacob Baskerville (135) and Bryan Barley (105) vs. Bloomsburg (1), 2012
--

Career Receptions (100+)

223	Trevor Harman (2011-present)
197	Mike Harris (2005, 2007-09)
184	Jamie Ware (1996-99)
163	Jeff Zубia (1980-83)
142	Mike Frenette (2009-12)
141	Al Bowman (1968-70)
137	Jacob Baskerville (2009-12)
130	Tad Pribula (1988-91)
121	Mike Buglia (1993-96)
103	Melvin Scott (1997-00)
102	Todd Chronister (1976-79)

Season Receptions (50+)

105	Trevor Harman (2013)
85	Jacob Baskerville (2012)
75	Trevor Harman (2012)
74	Jamie Ware (1999)
69	Jamie Ware (1998)
68	Jeff Zубia (1982)
66	Mike Harris (2008)
63	Sheldon Mayer (2013)
62	Mike Harris (2009)
57	Mike Harris (2007)
56	Mike Frenette (2012)
52	Al Bowman (1969)
52	Ed Minogue (1992)
51	Jeff Zубia (1983)



Mike Harris (2005, 2007-09)

RECEIVING RECORDS

Individual Receiving

Career Yards

3,442	Jamie Ware (1996-99)
3,302	Trevor Harman (2011-present)
3,000	Mike Harris (2005, 2007-09)
2,358	Mike Buglia (1993-96)
2,246	Jeff Zубia (1980-83)
2,169	Jacob Baskerville (2009-12)
1,972	Al Bowman (1968-70)
1,900	Patrick Ferguson (2002-06)
1,899	Melvin Scott (1997-2000)
1,883	Tad Pribula (1988-91)

Pacesetters

Yr.	Player	Rec	Yds	TD
1950	Ken Dapp	18	320	5
1951	Bill Minnick	10	172	2
1952	Hershuel Ulrich	10	202	3
1953	R. Finkenbinder	6	166	4
	Ed Moore	6	132	3
1954	James Shumate	5	105	4
1955	Don Stankus	6	134	1
1956	James Baker	20	389	1
1957	John Freeland	6	109	0
1958	Ron Rock	13	245	2
1959	John Freeland	25	472	7
1960	John Kiracoffe	16	144	0
1961	Bill Lewis	17	174	1
1962	Hal Kinsey	15	217	4
1963	Hal Kinsey	20	281	1
	Joe Nagy	20	233	3
1964	Joe Baker	25	404	1
1965	Joe Nagy	45	666	9
1966	John Monsell	36	514	6
1967	John Monsell	27	326	2
1968	Al Bowman	44	773	6
1969	Al Bowman	52	604	4
1970	Al Bowman	45	595	7
1971	Ralph Farina	31	425	4
1972	Don Boring	14	284	3
1973	Leroy Galloway	23	183	2
1974	Angelo Venditti	16	281	4
	Rene Posey	16	130	2
1975	Averell Harris	49	954	9
1976	Averell Harris	36	525	1
1977	Todd Chronister	19	172	2
1978	Todd Chronister	38	403	1
1979	Dave Mengle	32	434	3
1980	Kevin Fields	27	417	2
1981	Ed Noon	46	816	12
1982	Jeff Zубia	68	866	8
1983	Jeff Zубia	51	776	6
1984	Tyrone Reed	38	610	2
1985	Dave Peck	32	350	2
1986	Jeff Lucas	31	418	5
	Frank Van Buren	31	385	3
1987	Bob Plummer	24	262	0
1988	Jeff Lucas	22	557	5
1989	T. J. Santos	33	407	1
1990	Tad Pribula	40	637	4
1991	Tad Pribula	48	675	4
1992	Ed Minogue	52	958	6
1993	Winston Horshaw	39	474	1
1994	Mike Buglia	28	609	5
1995	Mike Buglia	33	658	6
1996	Mike Buglia	45	861	6
1997	Jamie Ware	30	686	1

Game Receptions (10+)

18	Trevor Harman vs. Kutztown (2012)
15	Trevor Harman at Lock Haven (2013)
13	Al Bowman vs. IUP (1969)
13	Jamie Ware vs. West Chester (1999)
13	Trevor Harman vs. Seton Hill (2013)
12	Trevor Harman at Bloomsburg (2013)
12	Trevor Harman vs. IUP (2013)
11	Jeff Zубia vs. Edinboro (1982)
11	Jeff Zубia vs. Slippery Rock (1982)
10	Frank Van Buren vs. Bloomsburg (1986)
10	Tad Pribula vs. Bloomsburg (1991)
10	Winston Horshaw vs. Bloomsburg (1993)
10	Mike Harris vs. Millersville (2008)
10	Taimur Harris vs. West Chester (2011)
10	Trevor Harman vs. Kutztown (2013)

Game Yards (150+)

288	Trevor Harman vs. Kutztown (2012)
244	Sheldon Mayer at Bloomsburg (2013)
236	Jamie Ware vs. Clarion (1998)
210	Jamie Ware vs. West Chester (1999)
188	Jamie Ware vs. Clarion (1999)
184	Frank Van Buren vs. California (1986)
183	Mike Buglia vs. Kutztown (1996)
182	Tim Devanney vs. Lock Haven (2007)
180	Jamie Ware vs. Edinboro (1999)
176	Winston Horshaw vs. Lock Haven (1991)
172	Trevor Harman vs. Bloomsburg (1) (2012)
	Averell Harris vs. Millersville (1975)
	Mike Harris vs. Kutztown (2008)
168	Chase DiFebbo vs. California (2009)
167	Jeff Zубia vs. Edinboro (1982)
166	Trevor Harman vs. Kutztown (2013)
165	Walter Crump vs. IUP (2006)
163	Sheldon Mayer vs. Kutztown (2013)
158	Melvin Scott vs. Bloomsburg (1999)
	Kevin Marshall vs. Millersville (2008)
157	Mike Buglia vs. Edinboro (1996)
156	Jamie Ware vs. IUP (1999)
154	John Monsell vs. Bloomsburg (1966)
154	Ed Noon at Virginia Union (1981)
153	Ed Noon vs. Bloomsburg (1982)
	Mike Buglia vs. Bloomsburg (1995)
	Trevor Harman vs. IUP (2013)
	Jacob Baskerville vs. Bloomsburg (2) (2012)
151	Trevor Harman vs. E. Stroudsburg (2013)
	Trevor Harman vs. Millersville (2013)

Season Yards

1,421	Trevor Harman (2013)
1,405	Jacob Baskerville (2012)
1,334	Jamie Ware (1999)
1,262	Jamie Ware (1998)
1,200	Trevor Harman (2012)
1,018	Mike Harris (2009)
1,014	Mike Harris (2008)
958	Ed Minogue (1992)
954	Averell Harris (1975)
897	Sheldon Mayer (2013)
866	Jeff Zубia (1982)
861	Mike Buglia (1996)
816	Ed Noon (1981)
779	Mike Harris (2007)
776	Jeff Zубia (1983)
773	Al Bowman (1968)



Jamie Ware (1996-99)

1998	Jamie Ware	69	1,262	15
1999	Jamie Ware	74	1,334	10
2000	Melvin Scott	43	685	10
2001	Dave Brown	21	294	2
2002	Brandon Saner	16	233	1
	Joel Gamble	16	233	0
2003	Patrick Ferguson	28	523	6
2004	Patrick Ferguson	25	721	7
2005	Walter Crump	37	361	1
2006	Patrick Ferguson	34	594	7
2007	Mike Harris	57	779	4
2008	Mike Harris	66	1,014	10
2009	Mike Harris	62	1,108	10
2010	Kevin Marshall	29	362	3
	Bryan Barley	26	654	5
2011	Trevor Harman	43	681	9
2012	Jacob Baskerville	85	1,405	14
	Trevor Harman	75	1,200	19
2013	Trevor Harman	105	1,421	22

Note: **Bold** indicates the school record

ALL-PURPOSE RECORDS

Most Yards
 Game: 332, Mike Frenette vs. Millersville (2012)
 Season: 1,780, Mike Frenette (2011)
 Career: 5,300, John Kuhn (2001-04)

Average Yards
 Season: 161.8, Mike Frenette (2011)
 Career: 117.7, John Kuhn (2001-04)

Career Yards
 5,300 John Kuhn (2001-04)
 5,128 Mike Frenette (2009-12)
 4,416 Kevin Marshall (2007-10)
 4,062 Winston Horshaw (1988-89, 1991, 1993)
 3,822 Jamie Ware (1996-99)
 3,818 Mike Erlandson (1996-99)
 3,667 Dave Brown (1997-98, 2000-01)
 3,558 Dave Friese (1978-81)
 3,323 Mike Harris (2005, 2007-09)
 3,320 Trevor Harman (2011-present)

Season Yards
 1,780 Mike Frenette (2011)
 1,739 Mike Frenette (2012)
 1,698 John Kuhn (2003)
 1,641 John Kuhn (2004)
 1,619 Winston Horshaw (1991)
 1,562 Blair Brooks (2013)
 1,542 Dave Brown (2001)
 1,513 John Kuhn (2002)
 1,469 Mike Erlandson (1999)
 1,450 Dave Friese (1981)
 1,446 Winston Horshaw (1993)

Game Yards (200+)			
332	Mike Frenette vs. Millersville (2012)	239	Mike Harris vs. Kutztown (2008)
315	Bill Pettyjohn vs. New Haven (1990)	228	Frank Van Buren vs. California (Pa.) (1986)
292	John Kuhn vs. Millersville (2004)	227	Howard Chavous vs. Kutztown (2007)
292	Patrick Ferguson vs. Edinboro (2006)	225	Dave Friese vs. C.W. Post
288	Trevor Harman vs. Kutztown (2012)	224	Mike Frenette at Clarion (2011)
285	Winston Horshaw vs. Kutztown (1993)	221	Mike Erlandson vs. Clarion
270	Kevin Marshall vs. E. Stroudsburg (2008)	211	Winston Horshaw vs. E. Stroudsburg (1991)
265	Sheldon Mayer at Bloomsburg (2013)	210	Jamie Ware vs. West Chester (1999)
264	Bill Pettyjohn vs. New Haven (1991)	209	Frank Van Buren vs. Kutztown (1985)
263	Kevin Marshall vs. Millersville (2008)	209	Dave Brown vs. Edinboro (2001)
259	Jamie Ware vs. Clarion (1998)	208	Winston Horshaw vs. Clarion (1991)
252	Dave Brown vs. Clarion (2001)	208	Mike Frenette at Shepherd (2011)
247	Patrick Ferguson vs. Kutztown (2004)	207	Kevin Marshall vs. C.W. Post (2011)
246	John Kuhn vs. California (2002)	206	Darrell Yarberough vs. California (Pa.) (1975)
246	Kevin Marshall vs. West Chester (2010)	204	Dave Brown vs. Slippery Rock (2001)
245	Mike Frenette vs. Mercyhurst (2011)	203	Winston Horshaw vs. Lock Haven (1991)
245	Blair Brooks at Lock Haven (2013)	202	Winston Horshaw vs. West Liberty (1989)
242	Blair Brooks at Millersville (2013)	202	Mike Frenette at C.W. Post (2011)
240	Shannon Maura vs. E. Stroudsburg (2013)	200	Winston Horshaw vs. Edinboro (1993)
239	Ben Sampson vs. James Madison (1983)	200	Howard Chavous vs. Shepherd (2007)
239	Tom Coleman vs. California (Pa.) (1994)		



Bill Pettyjohn (1988-91)

TOTAL OFFENSE RECORDS

Team Total Offense

Plays	R	P
Game: 104 vs. C.W. Post (1981)	72	32
101 vs. West Chester (2011)	40	61
98 vs. James Madison (1983)	65	33
98 at Slippery Rock (2013)	30	68
97 vs. Bloomsburg (1) (2012)	36	61
95 vs. East Stroudsburg (2011)	60	35
91 vs. Gannon (2011)	45	46
91 vs. Kutztown (2011)	59	32
91 vs. Kutztown (2012)	28	63
90 vs. Kutztown (1980)	67	23
90 vs. Lock Haven (1981)	72	18
90 vs. Edinboro (1983)	30	60
Season: 1033 (2012)		
898 (2011)		
877 (2013)		
838 (1981)		
834 (2009)		

First Downs
 Game: 38 vs. Kutztown (2012)
 Season: 352 (2012)

Yards Gained	R	P
Game: 749 vs. Lock Haven (2007)	380	369
723 vs. Kutztown (2012)	120	603
719 vs. ESU (2012)	113	606
686 vs. Seton Hill (2013)	223	463
673 vs. Bloomsburg (2) (2012)	166	507
654 vs. Bloomsburg (1) (2012)	158	496
644 vs. California (Pa.) (1998)	351	293
625 vs. ESU (2011)	401	224
606 vs. Bloomsburg (1981)	298	308
605 vs. ESU (1998)	358	247

Season: 6,904 (2012)
 5,124 (2011)
 5,117 (2013)
 4,951 (1999)
 4,759 (2009)
 4,713 (1998)
 4,365 (2003)
 4,343 (1981)

Average Per Game:
 531.0 (2012; 6,904 in 13 games)
 465.8 (2011; 5,124 in 11 games)
 465.1 (2013; 5,117 in 11 games)
 450.1 (1999; 4,951 in 11 games)

Average Yards Per Play
 Season: 6.68 (2012)

Most Combined Yards in a Game
 1,279 (Ship (723) vs. Kutztown (556), 2012)



Chris Gicking (1998-2000)

Individual Total Offense

Yards
 Game: 576, Zach Zulli vs. Bloomsburg (1) (2012)
 Season: 4,971, Zach Zulli (2012)
 Career: 11,663, Zach Zulli (2010-13)

Yards Per Game
 Season: 382.4, Zach Zulli (2012)
 Career: 265.1, Zach Zulli (2010-13)

Touchdowns
 Game: 9, Zach Zulli vs. Kutztown (2012)
 Season: 56, Zach Zulli (2012)
 Career: 132, Zach Zulli (2010-13)

100 Yards Rushing and Passing (Same Game)
 346, Zach Zulli vs. East Stroudsburg (2011)
 (126 rush, 220 pass)
 255, Ralph Sassaman vs. Lock Haven (1965)
 (127 rush, 128 pass)

Career Yards
 11,663 Zach Zulli (2010-13)
 6,135 Mike Carver (1994-97)
 6,060 Chris Gicking (1998-00)
 5,532 Brian Gilbert (1990-92)
 5,189 Tim Ebersole (1979-82)
 4,732 Chad DiFebbo (2006-09)
 4,685 John Kuhn (2001-04)
 3,499 Tony Gomez (2003-06)
 3,425 Scott Knudson (1976-78)
 3,059 Steve Bumgarner (1966-68)

Season Yards (2,000+)
 4,971 Zach Zulli (2012)
 3,578 Zach Zulli (2013)
 3,105 Zach Zulli (2011)
 2,631 Chris Gicking (1999)
 2,614 Chad DiFebbo (2009)
 2,463 Tim Ebersole (1982)
 2,304 Gabe Maiocco (2007)
 2,177 Tim Ebersole (1981)
 2,139 Brian Gilbert (1992)
 2,090 Steven Adams (2010)

Game Yards
 576 Zach Zulli vs. Bloomsburg (1) (2012)
 571 Zach Zulli at Kutztown (2012)
 494 Zach Zulli vs. Bloomsburg (2) (2012)
 491 Zach Zulli vs. E. Stroudsburg (2012)
 463 Zach Zulli at Bloomsburg (2013)
 438 Mark Beans vs. Edinboro (1983)
 435 Zach Zulli vs. Lock Haven (2012)
 423 Steve Ecker vs. Hillsdale (1964)
 422 Zach Zulli vs. Seton Hill (2013)
 410 Zach Zulli vs. Shepherd (2012)
 401 Zach Zulli vs. Bloomsburg (2011)
 396 Zach Zulli vs. Cheyney (2011)
 384 Chris Gicking vs. Bloomsburg (1999)
 383 Zach Zulli at Millersville (2013)
 373 Zach Zulli vs. Slippery Rock (2012)
 368 Tim Ebersole vs. Edinboro (1982)

SCORING RECORDS



Jamie Reder (2004-07)

Team Scoring

Most Points

Game: 73 vs. Lock Haven (1995)
(10 TDs, 10 PAT, 1 FG)
73 vs. Kutztown (2012)
(10 TDs, 10 PAT, 1 FG)
73 vs. Seton Hill (2013)
(10 TDs, 10 PAT, 1 FG)

Most Points Scored in a Loss

55 vs. Indiana (Pa.) (1996)

Most Combined Points in a Game

119 vs. Edinboro (1986)

Most Touchdowns

Game: 10, (10 times, last vs. Seton Hill, 2013)
Season: 83 (2012)

PAT Kicks

Game: 10 vs. Lock Haven (1995)
10 vs. Kutztown (2012)
10 vs. Seton Hill (2013)
Season: 75 (2012)

Two-Point Conversions

Season: 6 (1967, 1970)

Individual Scoring

Safeties

Game: 2 vs. East Stroudsburg (1954)
2 vs. California (Pa.) (1991)
Season: 3 (1954)
3 (1991)

Points

Game: 36, Jack Green vs. Kutztown (1931)
36, John Kuhn vs. California (Pa.) (2002)
Season: 132, John Kuhn (2003)
132, Trevor Harman (2014)
Career: 322, John Kuhn (2001-04)

Touchdowns

Game: 6, Jack Green vs. Kutztown (1931)
6, John Kuhn vs. California (Pa.) (2003)
Season: 22, John Kuhn (2003)
22, Trevor Harman (2014)
Career: 53, John Kuhn (2001-04)

Points by Kicking

Game: 16, Drew Newcomer vs. Bloomsburg (2) (2012)
Season: 80, Michael Lloyd (2012)
Career: 249, Jamie Reder (2004-07)

Career Scoring

322	John Kuhn (2001-04)
300	Trevor Harman (2011-present)
244	Jamie Reder (2004-07)
230	Howie Guarini (1988-91)
222	Mike Frenette (2009-12)
208	Drew Newcomer (2010-13)
203	Craig Lough (1998-2000, 2002)
194	Joel Yohn (1992-95)
184	Fred Glasgow (1976-78)
177	Jeff Auker (1980-83)

Season Scoring

132	John Kuhn (2003)
	Trevor Harman (2014)
114	Trevor Harman (2012)
100	John Kuhn (2002)
96	Bill Pettyjohn (1991)
94	Dave Friese (1981)
90	Jack Green (1931)

Game Scoring

36	Jack Green vs. Kutztown (1931)
36	John Kuhn vs. California (Pa.) (2002)
30	Jack Green vs. Bloomsburg (1931)
30	Phil Brehm vs. Millersville (1932)
30	John Kuhn vs. Clarion (2004)
30	Trevor Harman vs. Kutztown (2012)

Scoring

Year	Player	TD	PAT	FG	PTS
1950	Ken Dapp	5	1	0	31
1951	Ed Gerlock	7	0	0	42
1952	Charlie Mills	7	0	0	42
1953	Hershuel Ulrich	9	0	0	54
	Spencer Keyes	9	0	0	54
1954	Spencer Keyes	8	0	0	48
1955	Don Stankus	6	7	0	43
1956	John Conner	13	2	0	80
1957	Larry Rhone	6	11	0	47
1958	Luke Burns	5	0	0	30
1959	John Freeland	7	0	0	42
1960	Bill Lewis	5	0	0	30
1961	Bill Lewis	9	0	0	54
1962	Jim Childs	7	0	0	42
1963	Ralph Freeland	5	0	0	30
1964	Steve Ecker	6	0	0	36
1965	Joe Nagy	9	0	0	54
1966	Steve Bumgarner	6	0	0	36
	John Monsell	6	0	0	36
1967	Ed Hammers	10	13	0	73
1968	Al Bowman	6	0	0	36
1969	Ron Finley	6	2	0	38
1970	Al Bowman	7	6	0	48
1971	Ralph Farina	4	0	0	24
1972	Johnny Seigle	4	0	0	24
1973	Rick Diggs	4	2	0	26
1974	Rick Diggs	13	0	0	78
1975	Averell Harris	9	0	0	54
1976	Fred Glasgow	10	0	0	60
1977	Fred Glasgow	12	2	0	74
1978	Fred Glasgow	8	2	0	50
1979	Scott Flinn	6	2	0	38
1980	Jeff Auker	0	22	10	52
1981	Dave Friese	15	4	0	94
1982	Ed Noon	9	0	0	54
1983	Jeff Auker	0	17	8	41
1984	Barry Jackson	0	16	10	46
1985	Frank Van Buren	9	0	0	54
1986	Frank Van Buren	6	2	0	38
1987	Bob Plummer	8	0	0	48
1988	Howie Guarini	0	23	7	44
1989	Howie Guarini	0	14	13	53
1990	Howie Guarini	0	20	15	65
1991	Bill Pettyjohn	16	0	0	96
1992	Joel Yohn	0	17	11	50
1993	Joel Yohn	0	21	7	42
1994	Joel Yohn	0	25	8	49
1995	Joel Yohn	0	26	9	53
1996	Justin Wallace	0	22	8	46
1997	Mike Erlandson	6	0	0	36
1998	Jamie Ware	15	0	0	90
1999	Mike Erlandson	12	0	0	72
2000	Melvin Scott	10	0	0	60
2001	Dave Brown	14	0	0	84
2002	John Kuhn	16	4	0	100
2003	John Kuhn	22	0	0	132
2004	John Kuhn	14	0	0	84
2005	Jamie Reder	0	20	17	71
2006	Jamie Reder	0	28	8	52
2007	Aaron Dykes	11	0	0	66
2008	Mike Harris	10	0	0	60
2009	Kyler Ford	0	47	10	77
2010	Kevin Marshall	11	0	0	66
2011	Drew Newcomer	0	46	11	79
2012	Trevor Harman	19	0	0	114
2013	Trevor Harman	22	0	0	132

Note: **Bold** indicates the school record

KICKING RECORDS

Individual Kicking

Punts

Game: 13, Steve Gironda vs. IUP (1989)
Season: 73, Bill Shipp (2000)
Career: 245, Kyler Ford (2006-09)

Yards

Game: 457, Nate Schmidt (2013)
Season: 2,752, Kyler Ford (2008)
Career: 9,768, Kyler Ford (2006-09)

Average

Season: 49.1, Steve Ecker (1965)
Career: 46.2, Steve Ecker (1963-65)

Career Average

46.2	Steve Ecker (1963-65)
40.6	Kyler Ford (2006-09)
38.5	Walt Galbraith (1950-51)
38.2	Denver Brydon (2002-05)
38.1	Ron Spruill (1981-84)
37.8	Bill Shipp (1998-2001)
37.3	Scott Benjamin (1980-82)
37.1	Steve Gironda (1986-89)

Season Average

49.1	Steve Ecker (1965)
42.7	Steve Ecker (1964)
41.9	Kyler Ford (2009)
41.5	Denver Brydon (2005)
40.1	Ed Stoken (1952)
40.0	Scott Benjamin (1980)
39.7	Kyler Ford (2006)
39.7	Bill Shipp (1998)
39.5	Kyler Ford (2007)
39.3	Walt Galbraith (1950)
39.3	Bruce Baustein (1969)

Game Average

54.7	Rick Harbaugh vs. Indiana (Pa.) (1990)
54.0	Steve Ecker vs. Clarion (1965)

Longest Punt

79	Don Bickel vs. Lock Haven (1954)
77	Denver Brydon vs. Indiana (Pa.) (2005)
76	Kyler Ford vs. California (Pa.) (2009)
74	Kyler Ford vs. C.W. Post (2009)
71	Jack Sweeney vs. Lock Haven (1936)
70	Ed Stoken vs. Wilson (1952)
70	Merl Tate vs. Bloomsburg (1985)
70	Denver Brydon vs. Indiana (Pa.) (2005)
70	Kyler Ford vs. Liberty (2007)

Field Goals Attempted

Game: 6 vs. Millersville (1987)
Season: 19 (2012)

Field Goals Made

Game: 4 vs. Slippery Rock (1983)
4 vs. Bloomsburg (1989)
4 vs. Slippery Rock (1990)
4 vs. California (Pa.) (2004)
4 vs. Lock Haven (2005)
Season: 17 (2005)

Extra Points Attempted

Game: 10, Drew Newcomer vs. Seton Hill (2013)
10, Michael Lloyd vs. Kutztown (2012)
10, Joel Yohn vs. Lock Haven (1995)
10, Glenn Bailey vs. Millersville (1924)
Season: 64, Michael Lloyd (2012)
Career: 147, Craig Lough (1998-2000, 2002)

Extra Points Made

Game: 10, Drew Newcomer vs. Seton Hill (2013)
10, Michael Lloyd vs. Kutztown (2012)
10, Joel Yohn vs. Lock Haven (1995)
Season: 59, Michael Lloyd (2012)
Career: 131, Craig Lough (1998-2000, 2002)

Extra Point Accuracy

Game: 100.0, Three kickers listed above
Season: 100.0, Howie Guarini (1988, 23-of-23)
Career: 94.1, Howie Guarini (1988-91, 95-of-101)

Field Goals Made

Game: 4, Barry Jackson vs. Slippery Rock (1984)
4, Howie Guarini vs. Bloomsburg (1989)
4, Howie Guarini vs. Slippery Rock (1990)
4, Jamie Reder vs. California (Pa.) (2004)
4, Jamie Reder vs. Lock Haven (2005)
Season: 17, Jamie Reder (2005)
Career: 45, Howie Guarini (1988-91)

Field Goal Accuracy

Season: 100.0, Drew Newcomer (2011)
Career: 75.9, Jamie Reder (2004-07)

Consecutive Field Goals Made

Season: 11, Drew Newcomer (2011)

Consecutive Games Kicking a Field Goal

Season: 10, Howie Guarini (1988-89)

Team Punting

Punts

Game (since 1972):
13 vs. Slippery Rock (1986)
13 at Slippery Rock (2013)
Season: 74 (2000)

Average Per Punt

Game (since '64): 54.6 vs. IUP (1990, 6-328)
Season: 47.3 (1965, 38-1797)

Consecutive Extra Points Made

Season: 44, Kyler Ford (2009)

Career Field Goals (20+)

45	Howie Guarini (1988-91)
44	Jamie Reder (2004-07)
35	Joel Yohn (1992-95)
27	Jeff Auker (1980-83)
27	Drew Newcomer (2010-13)

Season Field Goals (10+)

17	Jamie Reder (2005)
15	Howie Guarini (1990)
13	Howie Guarini (1989)
11	Joel Yohn (1992)
11	Drew Newcomer (2011)
10	Jeff Auker (1980)
10	Barry Jackson (1984)
10	Howie Guarini (1991)
10	Jamie Reder (2004)
10	Kyler Ford (2009)

Longest Field Goals (45+)

49	Drew Newcomer at Slippery Rock (2013)
48	Barry Jackson vs. Slippery Rock (1984)
47	Howie Guarini vs. Bloomsburg (1991)
47	Joel Yohn vs. West Chester (1992)
47	Joel Yohn vs. Edinboro (1994)
47	Joel Yohn vs. Kutztown (1995)
46	Ron Wilsbach vs. Shepherd (1964)
45	Dave Williams vs. California (Pa.) (1966)
45	Jeff Auker vs. C.W. Post (1983)
45	Jamie Reder vs. Millersville (1987)



Howie Guarini (1988-91)

DEFENSE RECORDS

Team Defense

TOTAL DEFENSE

Fewest Yards Allowed	R	P
Game: -29 vs. Bridgewater (Va.) (1953)	-29	0
Season: 655 (1953)		
Average Per Game:		
81.9 (1953)		
Fewest Yards per Play		
Season: 1.68 (1953)		

SCORING DEFENSE

Fewest Points Allowed
Season: 15 (1936)
Most Shutouts
Season: 6 (1935, 1936, 1937)
Most Consecutive Shutouts
Season: 6 (Nov. 23, 1935 to Nov. 7, 1936)
Most Points Allowed
Game: 66 vs. Edinboro (1986)
Season: 355 (1996)

RUSHING DEFENSE

Fewest Yards Allowed
Game: -30 vs. Southern Connecticut (1954)
-29 vs. Bridgewater (1953)
-14 vs. Bloomsburg (1980)
-12 vs. Lock Haven (2000)
-5 vs. Millersville (1951)
-5 vs. Indiana (Pa.) (1951)
Season: 429 (1953)
Average Per Game:
53.6 (1953; 429 in 8 games)
Fewest Yards Per Carry
Season: 1.57 (1953; 272 for 429)

Most Tackles for Loss (since 1979)
Season: 96 (2003)
94 (2013)
93 (2011)
92 (2012)
88 (2009)
85 (2010)
81 (1980)
79 (2008)
77 (2004)
74 (2002)
72 (2006)
71 (1992)
69 (2007)

PASSING DEFENSE

Fewest Yards Allowed
Game: -15, vs. Cheyney (1951)
(7 att., 2 comp., 1 int.)
Season: 0, vs. East Stroudsburg (1951)
(12 att., 0 comp., 2 int.)
0, vs. California (Pa.) (1951)
(4 att., 0 comp., 1 int.)
0, vs. Wilson (1953)
(3 att., 0 comp., 1 int.)
0, vs. Bridgewater (Va.) (1953)
(5 att., 0 comp., 1 int.)
0, vs. Cheyney (2012)
(3 att., 0 comp., 1 int.)
Season: 226 (1953)
Average Per Game:
28.2 (1953, 226 in 8 games)
Fewest Yards Per Attempt
Game: -2.14 vs. Cheyney (1951)
0.0 (several times)
Season: 1.91 (1953; 118 for 226)
Lowest Completion Percentage
Game: 0.0 (several times)
Season: 24.1 (1956; 26 of 108)
Fewest Touchdowns Allowed
Season: 0 (1953)
Lowest Passing Efficiency Rating
Game: -66.7 vs. Wilson (1953)
(3 att., 0 comp., 1 int., 0 yards, 0 TDs)
Season: 3.38 (1953; 31-118-226-10-23,
26.3 percent; 23 int., 226 yards)
Since two-platoon football in 1965:
68.59 (1975; 81-205-1037-5-22,
39.5 percent; 22 int., 1037 yds.)

INTERCEPTIONS

Game: 7 vs. Montclair State (1954)
6 vs. Kutztown (1991)
Season: 35 (1991)
27 (1978)
25 (1950)
25 (1990)
Yards Gained by Interceptions
Game: 168 vs. Slippery Rock, 1988 (4 int.)
Season: 449 (1991; 35 interceptions)
436 (1978; 27 interceptions)
341 (2012; 20 interceptions)
384 (1988; 19 interceptions)
272 (1990; 25 interceptions)

Average Per Return

Game (min. 3):
42.0 vs. Slippery Rock, 1988 (4 for 168)
Season:
23.9 (1995; 9 for 215)
20.2 (1988; 19 for 384)

Touchdowns

Game: 2 vs. Slippery Rock (1988)
Season: 3 (1988, 2012)

PASSES BROKEN UP

Season: 60 (1977)
59 (1990)
55 (2000)
53 (1994, 1998)
52 (1991)



Rob Davis (1988-89, 91-92)

DEFENSE RECORDS



Ryan Hoffman (2001-04)

QUARTERBACK SACKS

Game: 8 vs. West Liberty (1977)
8 vs. California (Pa.) (1981)
8 vs. Kutztown (1999)
8 vs. Lock Haven (2000)
Season: 41 (1981)
39 (1991)
38 (2011)
36 (2013)
34 (1982)

Most Yards In Losses on Sacks

Season: 293 (2011; 38 sacks)
271 (1982; 34 sacks)
258 (2013; 36 sacks)
238 (2012; 31 sacks)
227 (1991; 39 sacks)

FUMBLES

Fumble Recoveries
Game: 7 vs. Slippery Rock (1970)
Season: 24 (1977)
22 (1978)
Total Fumbles by the Opposition
Season: 43 (1977, lost 24)
38 (1993, lost 19)

Most Fumble Returns

Game: 2 vs. Lock Haven (1999)
2 vs. Cheyney (2012)
Season: 5 (2002)
2 (1999, 2001)
Most Fumble Returns for Touchdowns
Game: 2 vs. Lock Haven (1999)
2 vs. Cheyney (2012)
Season: 3 (2012)

TURNOVERS (GIVEAWAYS)

(Interceptions and Fumbles)
Fewest Turnovers
Season: 16 (1981, 6 interceptions, 10 fumbles lost)
16 (1999, 7 interceptions, 9 fumbles lost)
Most Turnovers
Season: 50 (1983, 25 interceptions, 25 fumbles lost)
Highest Giveaway Margin
Season: -17 (1983, lost 50, gained 33)

TURNOVERS (TAKEAWAYS)

(Interceptions and Fumbles)
Most Takeaways
Season: 50 (1991, 35 interceptions, 15 fumbles)
Fewest Takeaways
Season: 12 (2000, 6 interceptions, 6 fumbles)
12 (2007, 5 interceptions, 7 fumbles)
12 (2013, 7 interceptions, 5 fumbles)
Highest Takeaway Margin
22 (1991, gained 50, lost 28)

KICKS BLOCKED

Game: 4 vs. Edinboro (1979)
Season: 11 (1997; 6 punts, 3 FG, 2 PAT)
8 (1999)
7 (1981)
7 (1985)
7 (2001)
7 (2010)

Individual Defense

TACKLES

Game: 27, Tony Winter vs. Clarion (1976)
Season: 203, Shayne Mains (1992)
Career: 568, Shayne Mains (1989-92)
Solo Tackles
Game: 17, Bruce Johnson vs. Edinboro (1988)
Season: 98, Shayne Mains (1992)
Career: 210, Josh Goodman (1998-2001)

Assisted Tackles

Game: 20, Mike Lawson vs. Kutztown (1975)
Season: 142, Mike Lawson (1975)
Career: 361, Shayne Mains (1989-92)

QUARTERBACK SACKS

Game: 5, Barry Johnson vs. West Liberty (1977)
Season: 11.5, Jake Metz (2012)
11, Jake Metz (2013)
10, Barry Johnson (1977)
10, Ed Brown (1981)
10, Rob Davis (1991)
Career: 30.5, Jake Metz (2010-13)

TACKLES FOR LOSS

Game: 6, Jake Metz vs. Seton Hill (2013)
Season: 24, Mike Maxwell (1980)
Career: 55, Jake Metz (2010-13)

FUMBLES RECOVERED

Game: 3, Lou Hoover vs. West Va. Tech (1975)
Season: 5, John Wertz (1979)
5, Dave Hurdle (1984)
Career: 10, John Wertz (1976-79)

BLOCKED PUNTS

Game: 2, Dan Searer vs. California (Pa.) (1974)
2, Gerry Doaks vs. Slippery Rock (1991)
2, Chris Bickel vs. Bloomsburg (1995)
2, Rodney Hart vs. Kutztown (1997)
2, Jamie Ware vs. Indiana (Pa.) (1999)
Season: 5, Jamie Ware (1997)
Career: 11, Jamie Ware (1996-99)

CAREER TACKLES (300+)

568	Shayne Mains (1989-92)
484	Chris Willingham (1992-95)
455	Ken Pickett (1988-91)
408	Martin Pepe (1992-95)
401	Tony Winter (1974-76)
379	Josh Goodman (1998-2001)
377	Mike Vnuk (1994-97)
362	Rich Pryor (1979-82)
353	Rob Davis (1988-89, 91-92)
352	Doug Seidenstricker (1991-94)
329	Pat Fahie (1984-1987)
316	Don Epley (1972-75)
311	Chris Potter (1980-83)

SEASON TACKLES

203	Shayne Mains (1992)
182	Ken Pickett (1991)
182	Chris Willingham (1993)
173	Mike Lawson (1975)
171	Ken Pickett (1990)
165	Tony Winter (1976)
156	Al Seagraves (1974)

DEFENSE RECORDS

Individual Defense (cont.)

CAREER QUARTERBACK SACKS

30.5	Jake Metz (2010-13)
24	Ed Brown (1979-82)
23	John Wertz (1976-79)
23	Mark Maciejewski (1989-92)
21	Dave Hurdle (1982-85)
20.5	Dainen Green (2010-13)
20	Jason Heckendorn (1995-99)
18	Ron Johnson (1999-2002)
16	Ron Reinhart (1983-86)
15	Walter Davis (1988-89)

CAREER TACKLES FOR LOSS

55	Jake Metz (2010-13)
52.5	Cody Fleming (2009-12)
51	Mark Maciejewski (1989-92)
48	Rob Davis (1988-89, 91-92)
42.5	Chris Willingham (1992-95)
42	Ed Brown (1979-82)
42	Mike Swope (1985, 87-88)
42	Chris Heilman (1995-98)
41	Dave Hurdle (1982-85)
40	Shayne Mains (1989-92)



Shayne Mains (1989-92)



Rom Johnson (1999-02)

GAME TACKLES

27	Tony Winter vs. Clarion (1976)
25	Rich Pryor vs. Edinboro (1981)
24	Ken Pickett vs. Lock Haven (1991)

Tackles

Yr.	Player	Solo	Asst	Total
1973	Al Seagraves	35	70	105
1974	Al Seagraves	37	119	156
1975	Mike Lawson	31	142	173
1976	Tony Winter	47	104	151
1977	Barry Johnson	34	72	106
1978	Brian Clement	45	48	93
1979	Ed Bakale	43	47	90
1980	Dave Weaver	62	53	115
1981	Rich Pryor	69	81	150
1982	Rich Pryor	51	56	107
1983	Dana Diggs	44	42	86
1984	Ed Nork	79	50	129
1985	Ron Reinhart	50	44	94
	Pat Fahie	58	36	94
1986	Dave Szlachetka	68	20	88
1987	Pat Fahie	64	55	119
1988	Bruce Johnson	93	31	124
1989	Ken Pickett	47	55	102
1990	Ken Pickett	43	128	171
1991	Ken Pickett	46	136	182
1992	Shayne Mains	98	105	203
1993	Chris Willingham	45	137	182
1994	Martin Pepe	85	67	152
1995	Chris Willingham	57	63	120
1996	Mike Vnuk	68	55	123
1997	Mike Vnuk	71	49	120
1998	Josh Goodman	63	39	102
1999	Josh Goodman	64	44	108
2000	Tony Green	57	26	83
2001	Josh Goodman	41	46	87
2002	Dan Walsh	45	38	83
2003	Dan Walsh	43	35	78
2004	Dan Walsh	51	21	72
2005	Jonathan Aldridge	53	44	97
2006	Jaron Nalewak	53	25	78
2007	Jonathan Aldridge	54	37	91
2008	Jason Stone	50	52	102
2009	Andy Casale	39	26	65
2010	Riley Bowen	45	24	69
2011	Cody Fleming	55	28	83
2012	Brian Sourber	66	37	103
2013	Cortlin Dell	55	29	84

Note: **Bold** indicates the school record

Interceptions

	Int	Yds	TD	
1971	Bob Anderson	5	90	0
1972	Steve Johnston	5	32	0
1973	Brad Shover	3	151	2
1974	Dan Seaser	4	63	0
	Gene Butterfield	4	12	0
1975	Gene Butterfield	7	74	1
1976	Scot Orndorff	4	0	0
1977	Jeff Sentz	5	24	0
1978	Brian Clement	8	198	1
1979	Brian Clement	4	15	0
	Steve Cramer	4	38	1
	Linwood Bradley	4	27	0
1980	Steve Cramer	3	41	0
	Chris Potter	3	0	0
1981	Rich Pryor	3	42	0
1982	Chuck Beans	5	76	0
1983	Mark Brezitski	3	36	0
	Mick Orndorff	3	19	0
	Chris Potter	3	0	0
1984	Mark Brezitski	3	21	0
1985	Kevin Mylett	4	28	0
1986	Kevin Mylett	5	16	0
	Ed Nork	5	27	0
1987	Steve Gironda	5	73	0
1988	Darien Smith	4	91	0
	Jeff Fickes	4	83	1
	Dwayne Jones	4	37	0
1989	Winston Horshaw	4	62	0
1990	Ken Pickett	7	62	0
1991	Jeff Fickes	12	154	1
1992	Shayne Mains	4	79	1
1993	Jerome Pressley	4	16	0
1994	Doug Seidenstricker	7	49	0
1995	Chris Bickel	2	68	0
	Shawn Brown	2	44	1
	Jeff Brown	2	44	0
1996	Dean Owens	3	33	0
1997	Brad Simendinger	2	52	1
	Phil Galiano	2	50	1
	Tony Green	2	21	0
	Marty Brown	2	8	0
1998	Marty Brown	3	39	0
1999	Deon Harrison	3	74	0
2000	Tony Green	2	48	0
2001	Tony Johnson	3	39	0
	Mike Street	3	23	0
2002	Brent Grimes	8	43	0
2003	Brent Grimes	7	76	1
2004	Brent Grimes	7	132	0
	Mike Street	7	92	0
2005	Brent Grimes	5	63	0
2006	James Rockymore	4	97	0
2007	5 players with	1	-	0
2008	Jeff Fertig	3	2	0
2009	Travis Proctor	4	30	1
2010	3 players with	3	-	0
2011	Corey Hunt	4	30	0
2012	Tyriq Kershaw	5	145	0
2013	Avery Coleman	2	44	0

Note: **Bold** indicates the school record

ATTENDANCE RECORD

SHIP and SLIPPERY ROCK: A D-II Attendance Record

Adapted from articles by John Aloisi



On Sept. 29, 1979, Shippensburg and Slippery Rock played a regular season game in Michigan Stadium before a crowd of 61,143 that established the all-time Division II attendance record. Ship won, and did so convincingly – routing The Rock 45-14.

Don Canham, the University of Michigan athletic director at the time, brainstormed the idea of a small college game in a big college stadium. Every year, Michigan hosted Band Day at one of its football games.

Always a showman, Canham wanted to boost the crowd for the Band Day celebration and came up with the idea of having Slippery Rock play in Ann Arbor. Because of its name, Slippery Rock was popular with Michigan fans, and the Rock scores were always announced at the Wolverines' home games.

Canham negotiated a deal with Shippensburg officials. He would pay all of the Red Raiders' travel expenses to Ann Arbor and would compensate the SU Student Association for the revenues lost by giving up a home game.

Originally, Canham agreed to pay for 55 players to fly from Shippensburg to Ann Arbor. Advance ticket sales went so well that he was able to include all 90 players, plus the coaching, equipment and sports medicine staffs. The excitement caught on.

ESPN decided to telecast the game and ABC sent a crew in order to feed live highlights into its regular telecasts for that day. The week before the game, the Detroit News sent writers to the campuses to write feature stories. Joe Falls went to Slippery Rock and Jerry Green traveled to Shippensburg.

After talking with head coach Vito Ragazzo and looking at statistics, Green told his readers Shippensburg was a passing team, something rarely seen at Michigan Stadium. Going into the game, quarterback Bob Potts was ranked fifth in the nation and first in the conference in passing.

A large media corps attended the game. Besides the News' Falls and Green, their cross-town rival, the Detroit Free Press, staffed the game, as did the Associated Press, the United Press, Sports Illustrated, the New York Times, and the Philadelphia Inquirer.

The local media included the campus outlets (Slate and WSYC) and the town radio station, WSHP. Tom Coccagna, sports editor of the Chambersburg Public Opinion, reported for his paper and the Gannett chain. The Harrisburg Patriot sent two reporters, Skip Hutter and Bob Hafer.

For the occasion, Michigan brought out of retirement its former public address announcer who originally began announcing the Slippery Rock scores at the games in the 1930s and 40s.

That crowd of 61,143 was on hand, including 13,000 musicians as the game finally began. Bands from all over Michigan were in the end zones. Bennie Truex and the Red Raider band were on the visitors' side while the Rock band and the University of Michigan were on the home side.

Everyone thought that Shippensburg, led by Potts, was going to fill the air with pigskins, but Ragazzo was a sly fox and unleashed his secret weapon, freshman fullback Steve Moskowitz.

Despite just one game and 10 carries to his credit entering the game, Moskowitz got his first call late in the first quarter. He smashed inside, cut to his left toward the far sideline, and then raced down field 75 yards to the end zone. The next time he touched the ball, he went straight up the middle. After a few yards, converging defenders hit him on both sides and knocked the ball loose. Without breaking stride, Moskowitz picked the ball up off the artificial turf and continued to the end zone for a 62-yard touchdown.

Early in the second quarter, halfback Scott Flinn went around the right end for a 59-yard touchdown, and the Red Raiders were off to the races. They led 31-0 at halftime.

Late in the first half, the Rock and Michigan bands made their way around the edge of the field. At intermission, the three collegiate bands marched across the field from the visitors' side as the high school bands filled in behind them. The 13,000 musicians played "Hail to the Victors" in one of the loudest songs ever played.

The Red Raiders built a 45-0 lead after the third quarter. Moskowitz finished the game with 146 yards on six carries and Flinn ran for another 100 yards on 12 carries. Halfback Eric Payne scored two touchdowns, and both were part of the live cut-ins from the ABC telecast of the Penn State-Nebraska game. Steve Looney and Dave Friese also scored.

After the game, Slippery Rock's Dr. Herb Reinhard and Shippensburg's Dr. Gilmore Seavers settled a wager they had going. Reinhard had to hang a Shippensburg pennant in his office for one year.

RED RAIDERS IN THE NFL



ROB DAVIS

Rob Davis '92 spent 12 seasons in the NFL with the Green Bay Packers and the Chicago Bears before retiring on Mar. 26, 2008. Davis currently works as the director of player development

for the Green Bay Packers – a role he has served since his retirement.

The first Red Raider to play in the NFL, Davis took over as the Packers' long snapper in 1997 and played 167 consecutive games – the third-longest streak in Green Bay history behind Brett Favre (255) and Forrest Gregg (187). Davis was also the first Red Raider to play in a Super Bowl on Jan. 25, 1998 as the Packers were defeated by the Denver Broncos in Super Bowl XXXII.

Davis made his NFL debut on Sept. 2, 1996 with the Chicago Bears on Monday Night Football. He played in all 16 games for the Bears that season before joining the Packers on Nov. 4, 1997. All totaled, Davis played in 183 career games.

Davis was a standout on the defensive line for Shippensburg from 1988-92. He was a two-time All-PSAC Western Division selection, earning First Team honors in 1991. He was a two-time AFCA All-American and still holds the school record for most tackles by a lineman (353). He was inducted into the SU Athletics Hall of Fame in 2003.




JOEL GAMBLE

Joel Gamble '04 spent the 2010 preseason with the Cleveland Browns before he was waived at the end of training camp. He spent several weeks during the 2010

regular season on the practice squad of the Tennessee Titans. In December 2009, he was signed to the Philadelphia Eagles practice squad and was with the Eagles through the end of the regular season and into the playoffs.

The former All-PSAC First Team tight end has also been a regular on the indoor football circuit, having played for the DC Armor in addition to arenafootball2 teams such as the Tennessee Valley Vipers, Oklahoma City Yard Dawgz and Bossier-Shreveport BattleWings.

In his career at Shippensburg (2001-04), Gamble totaled 41 receptions for 631 yards and five touchdowns. As a senior in 2004, Gamble helped SU to its first PSAC West championship since 1988 and an appearance in the second round of the NCAA Division II Football Championship, totaling nine catches for 166 yards and three touchdowns.



BRENT GRIMES

Brent Grimes signed a four-year contract extension with the Miami Dolphins following a 2013 season in which he played in his second Pro Bowl.

In six seasons (2007-12) and 59 career games with the NFL's Atlanta Falcons, the former Red Raider defensive back totaled 254 tackles, 56 pass defenses and 13 interceptions.

Grimes capped off a breakthrough 2010 season by intercepting all-pro quarterback Peyton Manning in the Pro Bowl. The first Red Raider to ever appear in the NFL's "all-star" game, Grimes finished his third full season with the Atlanta Falcons by making 94 tackles, recording five interceptions and leading the NFC with 23 pass defenses (breakups).

Originally signed as a rookie free agent by Atlanta on May 16, 2006, Grimes spent part of training camp with the Falcons before being waived because of a groin injury. He was re-signed on Jan. 10, 2007 and allocated to NFL Europa where he eventually won a World Bowl trophy with the Hamburg Sea Devils.

In 43 career games at Shippensburg from 2002-05, Grimes was a six-time All-PSAC Western Division selection, including three as a defensive back and three as a return specialist. He was also a three-time All-American. Grimes ended his career with 27 interceptions, the most in school and PSAC history, and also boasts numerous school records for his work on special teams, including career punt return yardage (1,133).



RON JOHNSON

Ron Johnson '03 was signed as a rookie free agent by the Philadelphia Eagles following a storied career with the Red Raiders and was promoted to the active roster after the first four weeks of the 2003 season. A defensive lineman, Johnson remained on the Eagles' active roster before suffering a career-ending back injury in the final game of the 2004 preseason.

Johnson worked hard in the rehabilitation process to come back and play football. In 2005, Johnson was the No. 1 draft pick by the Hamburg Sea Devils in NFL Europe, but his NFL doctors did not clear him to play in the league and recommended surgery.

In 2007, Johnson signed with the Philadelphia Soul but was eventually forced to retire from football after sustaining another injury.

In four seasons with Shippensburg (1999-2002), Johnson finished his career with 158 total tackles, including 35 for loss and 18.0 sacks while earning All-PSAC West First Team honors as a senior in 2002. He was also named All-PSAC West Second Team in 1999 and 2000. Johnson's single-game career high sack total at Shippensburg was four. He is fifth in school history for career sacks and was a USA Football Freshman All-American.

Johnson earned his degree from Shippensburg in speech communication in 2003. He remains active in football as the owner and director of Ron's Rising Stars LLC – an organization which provides football camps and mentoring services.



JOHN KUHN

John Kuhn '04 has earned two Super Bowl rings as a eight-year veteran of the National Football League (NFL) and enters his eighth year with the Green Bay Packers in 2014.

Last year, Kuhn had 119 all-purpose yards and a rushing touchdown in 15 games. In 2011, Kuhn was named the starting fullback to the NFC Pro Bowl squad but did not compete due to injury.

Through eight seasons and 116 career NFL games with either the Green Bay Packers or Pittsburgh Steelers, Kuhn has totaled 506 rushing yards and 493 receiving yards while scoring 20 touchdowns. He has also been an integral blocker in pass coverage for MVP quarterback Aaron Rodgers.

Kuhn earned his second Super Bowl ring and his first while a member of an active NFL roster when the Green Bay Packers defeated the Pittsburgh Steelers, 31-25, in Super Bowl XLV. Kuhn earned a Super Bowl ring as a member of the Pittsburgh Steelers practice squad in 2005 but was not in uniform that day.

At Shippensburg, Kuhn finished his career with 4,685 yards rushing, 910 carries, 53 touchdowns, 5,300 all-purpose yards and 26 games with at least 100 yards rushing. All of those accomplishments are school records. Kuhn was the 2003 PSAC Western Division Offensive Player of the Year, a three-time All-PSAC Western Division First Team selection and a three-time NFCA All-American.

Kuhn was also standout in the classroom, graduating with a 3.3 quality-point average in chemistry. He was a two-time Academic All-American and became the first men's athlete in school history to win multiple PSAC Top 10 awards. He was inducted into the SU Athletic Hall of Fame in October 2013.



ROB DAVIS

Green Bay Packers, 1997-2007
Chicago Bears, 1996
Super Bowl XXXII



JOEL GAMBLE

Cleveland Browns, 2010
Tennessee Titans, 2010



RON JOHNSON

Philadelphia Eagles, 2003-04



RED RAIDERS IN THE NFL



BRENT GRIMES

Miami Dolphins, 2013-present
Atlanta Falcons, 2006-2012
World Bowl XV, 2011, 2014 Pro Bowl



JOHN KUHN

Green Bay Packers, 2007-present
Pittsburgh Steelers, 2005-2007
Super Bowl XL, XLV; 2012 Pro Bowl

For more information on the Red Raider football alums to play in the NFL, please visit shipraiders.com/nfl

RED RAIDERS

2014 FOOTBALL SCHEDULE

Sept 4 at Seton Hill 7 PM

SEPT 13 EDINBORO * 12 PM

SEPT 20 CALIFORNIA * 12 PM
PARENTS & FAMILY DAY

Sept 27 at Bloomsburg * 2 PM

OCT 4 ESU * 12 PM

Oct 11 at Lock Haven * 3 PM

Oct 18 at West Chester * 2 PM

OCT 25 CHEYNEY * 12 PM
HOMECOMING

Nov 1 at Millersville * 4 PM

NOV 8 KUTZTOWN * 12 PM

Nov 15 at Mercyhurst 12 PM
or STATE GAME

HOME GAMES IN **BOLD CAPS**

* PSAC GAME

 @ShipFootball



shipraiders.com

8/14U-1500