



# 2011 SHIPPENSBURG UNIVERSITY FOOTBALL

RED RAIDER PRIDE

[WWW.SHIPRAIDERS.COM](http://WWW.SHIPRAIDERS.COM)



# RED RAIDER PRIDE

- 403 NCAA victories
- 65 SU Hall of Famers
- 10 PSAC Championships
- 4 NCAA tournament appearances
- 42 winning seasons
- 21 undefeated seasons at home
- Longest winning streak in PSAC history (20 games)



## TABLE OF CONTENTS

### Information

About Shippensburg University	2
Academic Programs	3
Academics and Athletics	4
Academic Support for Student Athletes	5
Athletics Administration	6
Facilities	7
SU Student Association Field at Seth Grove Stadium	8

### Coaches

Head Coach Mark Maciejewski	10-11
Assistant Coaches	12-18
Sports Medicine	19-20

### Outlook

Numerical Preseason Roster	22-23
Pronunciation Guide	23
2011 Season Outlook	24-26

### Players

Profiles	28-46
----------	-------

### Review

2010 Season Review	48-50
Statistical Review	51
Final Statistics	52-23
Composite Game Recap	54

### PSAC

About the PSAC	56
PSAC Champions	57
2010 All-PSAC Eastern Division Teams	58

### Opponents

Game-by-Game Quick Facts	60-63
All-Time Record vs. Opponents	64

### History

Red Raider Capsule History	66
Annual Records	67
Classic Teams	68-70
Team Records	71
Opponents & Results (1891-2010)	72-80
All-Purpose Records	81
Rushing Records	82-83
Passing Records	84-85
Receiving Records	86-87
Scoring Records	88-89
Total Offense Records	90
Return Records	91
Defensive Records	92-93
Red Raiders in the NFL	94



# RED RAIDERS

### Red Raider Football Quick Facts

School	Shippensburg University of Pennsylvania
Founded	1871
Location	Shippensburg, Pa.
Enrollment	8,300
School Colors	Red and Blue
Nickname	Red Raiders
Affiliation	NCAA Division II
Conference	PSAC Eastern Division
Stadium	Seth Grove (7,700)
Football Office Phone	717-477-1758
Football Office Fax	717-477-4049

### The Administration

President	Dr. William N. Ruud
NCAA Faculty Representative	TBA
Athletic Director	Jeff Michaels
Sports Information Director	Bill Morgal
Director of Sports Medicine	Wes Mallicone
Athletic Department Phone	717-477-1711

### Sports Information

Sports Information Director	Bill Morgal
Office Phone	717-477-1201
E-mail	wjmorgal@ship.edu
Sports Information Fax	717-477-1253
Press Box Phone	717-477-1391
Hotline	717-477-7678
Mailing Address	
Sports Information Office	
1871 Old Main Drive (OM 302)	
Shippensburg, PA 17257	
Web site	www.shipraiders.com

### Head Coach

Head Coach	Mark Maciejewski
Alma Mater	Shippensburg '92/'96M
Mac's E-mail	msmaciejewski@ship.edu

### Assistant Coaches

Offensive Coordinator/QB's	Mike Yurcich
Alma Mater	California (Pa.) '99
E-mail	myurcich@ship.edu
Defensive Coordinator/LB's	Mike Burket
Alma Mater	Indiana (Pa.) '92
E-mail	mcburk@ship.edu
Offensive Line/Kickers	Pete Lee
Alma Mater	Cornell '85
E-mail	pilee@ship.edu
Running Backs/Recruiting	J.C. Morgan
Alma Mater	Bucknell '04
E-mail	jcmorg@ship.edu
Graduate Assistant	A.J. Reisig
Alma Mater	Dickinson '09
Wide Receivers	Chance Powell
Alma Mater	Shippensburg '87
Defensive Backs	Tony Johnson
Alma Mater	Shippensburg '02
Defensive Line	Mick Chronister
Alma Mater	Shippensburg '88
Offensive Line	Ron Kerr
Alma Mater	PSU Sheriff's Academy '03
Tight Ends	Gary Carter
Alma Mater	Western Maryland '94

All media requests, including press passes, are to be directed to the Sports Information Office.

**Editor:** Bill Morgal, Sports Information Director

**Designer:** Jessica Kline, Publications Assistant

**Photographic credits:** Bill Smith, Shippensburg University. Inside back cover photos courtesy of the Philadelphia Eagles, Pittsburgh Steelers, Green Bay Packers, Cleveland Browns and the National Football League.

**On the cover:** Head coach Mark Maciejewski with co-captains Vinnie Ranauto and Brian Heitz.

*Shippensburg University of Pennsylvania, in compliance with federal and state laws and university policy, is committed to human understanding and provides equal educational, employment, and economic opportunities for all persons without regard to race, color, sex, age, creed, national origin, religion, veteran status, or disability. Direct requests for disability accommodations and other inquiries to the Office of Disability Services, Old Main 120, Shippensburg University, 1871 Old Main Drive, Shippensburg, PA 17257-2299, (717) 477-1329.*

**General Information**

- Founded in 1871 as the Cumberland Valley State Normal School
- Comprehensive regional public university
- Member of the Pennsylvania State System of Higher Education
- Located on 200 acres in south-central Pennsylvania

**Enrollment**

- 7,200 undergraduate students and 1,100 graduate students
- 53% women and 47% men
- 37% of our students live on campus
- 94% of our students are from Pennsylvania

**Faculty**

- Student-faculty ratio: 20:1 and each student has a faculty advisor
- 91% of the 294 full-time instructional faculty members hold a doctorate or other terminal degree in their field
- Our faculty's main focus is teaching. All classes are taught by faculty, not graduate assistants

**Accreditations**

- AACSB International
- ABET (computer science)
- American Chemical Society
- Council for the Accreditation of Counseling and Related Educational Programs
- Council for Exceptional Children
- Council on Social Work Education
- International Association of Counseling Services
- National Council for the Accreditation of Coaching Education
- Middle States Association of Colleges and Schools
- National Council for the Accreditation of Teachers

**Academic Programs and Opportunities**

- 75 majors and concentrations and 22 graduate programs
- 3 colleges: Arts and Sciences, Business, and Education and Human Services; plus a Office of Undeclared Students.
- Study abroad opportunities are available in dozens of countries. Find out more at [www.ship.edu/international](http://www.ship.edu/international)
- Internships, hands-on labs, graduate assistantships and more, SU helps you create opportunities for real-life experiences.

- Academic options include independent study and research internships, field experience, the Marine Science Consortium at Wallops Island, a 3+2 engineering program with two schools of engineering, 2+3 and 3+3 health science programs with professional schools, 2+2 allied health programs, and Army ROTC.
- Find a job or focus on a career with the help of Career Development Center and alumni career services.

**Facilities and Resources**

- Ezra Lehman Memorial Library houses more than 2 million items and provides access to electronic resources which are accessible from your personal computer 24-7.
- Campus computer network has connections in every classroom, faculty office, and residence hall rooms (one for every student). Every student has an e-mail and a Web homepage account. Students can access their academic and scheduling records online. A wireless network is available in many buildings on campus.
- 21 microcomputer labs (3 general and 18 with major specific software). Two labs are open 24-7.

**Student Life**

- The Student Services, Inc. administers a \$2.8 million budget and provides a highly diversified program of student activities.
- More than 200 student clubs, organizations, honor societies and activity groups.
- Cultural and lecture series brings nationally and inter-nationally known persons to campus.
- 9 student housing facilities; all but one are co-ed. Rooms are double occupancy and have two high-speed computer connections. Seavers Complex houses six students in each unit. Stone Ridge Commons offers apartment-style living for two, four, or six students.
- Student services: University Counseling Center, Career Development Center, Learning Center, Women's Center, Multicultural Student Development Center.
- Etter Health Center provides 24-hour access to medical services.

**Athletics**

- Member of the Pennsylvania State Athletic Conference and NCAA Division II.
- **Intercollegiate sports:**  
**Men:** baseball, basketball, cross-country, football, soccer, swimming, track and field, wrestling.



**Women:** basketball, cross country, field hockey, lacrosse, soccer, softball, swimming, tennis, track/field, volleyball.

- **Intramural sports:** Basketball, bowling, racquetball, soccer, softball, street hockey, tennis, Ultimate Frisbee, volleyball
- **Sports facilities include:** outdoor tennis courts, indoor and outdoor track, two indoor swimming pools, squash and handball courts, a rehabilitation center, outdoor sand volleyball courts.
- 62,000-square-foot Student Recreation Building features an 8,000-square-foot fitness center, an elevated running track, racquetball courts, and four multi-purpose courts.
- 12-acre student recreation center includes: hockey rink; sand volleyball courts; basketball courts; fields for football, softball, lacrosse, and rugby; exercise trail for rollerblading, biking, and jogging.

**Costs/Financial Aid**

- Total estimated annual costs/in-state: \$16,066\* per year for residential students
- Total estimated annual costs/Maryland students: \$24,044\* per year for residential students
- Total estimated annual costs/out-of-state students: \$25,604\* per year for residential students

\*Estimated annual costs include tuition, fees, room and board (2011-2012). Average cost for books and supplies: \$1200.

- Approximately 80 percent of undergraduates receive some form of financial aid, including grants, academic or athletic scholarships, loans, and student employment.

**Admission to SU**

- Prospective students must provide: a completed application form, a \$40 processing fee, official high school transcript\*, recommendations\*, and aptitude test results (SAT or ACT)\*. The SAT essay score or writing sample will not be used in the admission decision, but will be used for English placement. (\*These must be sent by the high school, the College Board, or ACT.)
- Transfer students must submit college transcripts.
- The Admissions Office operates on a rolling basis.
- The average applicant has a grade average of B or better and SAT score of 1050, for regularly admitted students.
- Successful applications display a student's leadership ability, special talents and interests and a high school record of college preparatory courses.
- 71% of applying students are admitted.

**Undergraduate Major Programs of Study**

- Accounting
- Applied Physics
  - Nanofabrication
- Art
  - Computer Graphics
- Biology
  - Biotechnology
  - Ecology and Environment
  - Medical Technology
- Chemistry
  - Biochemistry
  - Medical Technology
- Communication/Journalism
  - Electronic Media
  - Print Media
  - Public Relations
- Computer Engineering
- Computer Science
  - Computer Graphics
  - Embedded Programming
  - Related Discipline
  - Systems Programming
- Criminal Justice
- Earth Science
- Economics
  - Business
  - Mathematics
  - Political Science
  - Public Administration
  - Social Science
- Elementary Education
- English
  - Writing
- Exercise Science
- Finance
  - Personal Financial Planning
- French
- Geoenvironmental Studies
- Geography
  - Geographic Information Systems
  - Human-Environment Land Use
- History
  - Public History
- Human Communication Studies

- Information Technology for Business Education
  - Interdisciplinary Arts Management
    - Entrepreneurship
    - General
    - Human Resource
    - International
  - Management Information Systems
  - Marketing
  - Mathematics
    - Applied
    - Statistics
  - Physics
  - Political Science
  - Psychology
  - Public Administration
  - Secondary Certification
    - Art
    - English
    - French
    - Spanish
  - Secondary Education
    - Biology
    - Biology/Environmental Education
    - Chemistry
    - Information Technology for Business Education
    - Mathematics
    - Physics
  - Sociology
  - Social Studies
    - Economics
    - Geography
    - History
    - Political Science
  - Social Work
  - Software Engineering
  - Spanish
  - Supply Chain Management
    - Logistics
  - Pre-Forensic Science
- Students interested in a pre-forensic science program may select any major. Typical curricula include Biology, Chemistry, and Criminal Justice.

- Pre-Law
  - Students interested in a pre-law program may select any major. Typical curricula include Political Science, Business, English, and History.
- Health Professions Concentration
  - Pre-Chiropractic
  - Pre-Dentistry
  - Pre-Medicine
  - Pre-Optometry
  - Pre-Pharmacy
  - Pre-Physical Therapy
  - Pre-Podiatry
  - Pre-Veterinary Medicine
- Allied Health Science
  - Shippensburg University is affiliated with Thomas Jefferson University Jefferson College of Health Professions. These are 2+2 transfer programs unless otherwise indicated. Respective fields of study are:
    - Bioscience Technology
    - Nursing
    - Occupational Therapy (2+3)
    - P.A.C.E. Program (2+2, 3+3)
    - Radiologic Sciences

**Undergraduate Minor Programs**

- Anthropology
- Biochemistry
- Coaching
- Early Childhood Education
- Ethnic Studies
- Geographic Information Science
- German Studies
- Gerontology
- International Studies
- Music
- Philosophy
- Reading
- Technical/Professional Communications
- Theater
- Women's and Gender Studies

**Graduate Degree Programs**

- Administration of Justice
- Applied History
- Biology
- Business Administration (MBA)
- Communication Studies
- Computer Science
- Counseling
  - College
  - Elementary
  - Mental Health
  - Secondary
  - Student Personnel
- Curriculum & Instruction
  - Biology
  - Early Childhood Education
  - Elementary Education
  - English
  - Geography/Earth Science
  - History
  - Mathematics
  - Middle School Education
  - Modern Language
- Geoenvironmental Studies
- Organizational Development and Leadership
  - Business
  - Communications
  - Education
  - Environmental Management
  - Higher Education
  - Historical Administration
  - Individual and Organizational Development
  - Public Organizations
  - Social Structure & Organization
- Psychological Science
- Public Administration
- Reading
- School Administration
- Social Work (with Millersville)
- Special Education
  - Behavior Disorders
  - Comprehensive
  - Learning Disabilities
  - Mental Retardation

**Certificate and Certification Programs**

- Advanced Studies in Business
- Advanced Counseling in Marriage, Couples and Family Therapy
- Applied History
- Graduate Certificate of Management Information Systems
- Principal's Certification K-12
- Superintendent's Letter of Eligibility
- Supervisory I Certificate



Shippensburg University shapes its athletic program to fit within the overall academic goals of the university—maintaining a balance between athletics and academics.

Since 1984, the university's Office of Institutional Research has monitored the progress of our athletes in the classroom. The original study found that Shippensburg was ahead of many institutions in meeting the standards of Propositions 48 and 64—two NCAA resolutions designed to set minimum educational levels in collegiate athletes.

Proposition 64 of the NCAA established a minimum score of 700 in the SAT and a 2.0 grade point average in 11 core curriculum courses in high school. Proposition 48 carries these minimums even further and outlines availability of scholarships to freshmen athletes based on their school performance.

Incoming freshmen athletes show preparation levels comparable to those of all incoming students. In 2009, the average SAT score for incoming freshmen athletes was 993, only slightly below the SAT average for new incoming students of 1013. Both groups average in the upper two-fifths of their graduating high school classes.

Today Shippensburg University athletes continue to uphold the study's findings. The quality point average (QPA) for all athletic teams in 2009-10 was 2.51 on a 4.0 scale. The 10 women's teams had a 3.10 overall average while the eight men's teams averaged 2.51. This can be compared to the fall 2009 figures: the total student body QPA averaged 2.80, females were slightly higher at 2.92, and males were slightly lower at 2.67.

Shippensburg's athletes continue to show high six-year graduation rates. Sixty-two percent of those receiving athletically related financial aid graduate within six years of enrolling. The 2009 NCAA Graduation Rate Report found that nationally, among public Division II schools, the graduation rate was 47 percent with athletes graduating at 55 percent. Retention studies by the Office of Institutional Research and Planning show male athletes at Shippensburg graduated at 58 percent and those receiving athletically related financial aid graduated at 57 percent. In addition, female athletes graduated at 74 percent and those receiving athletically related financial aid graduated at a rate of 80 percent.

Since 1975, 41 athletes have earned Academic All-America honors and five athletes have earned NCAA Postgraduate scholarships. Many more of Shippensburg's fine athletes have been nominated for these and other regional and national honors.

Although the academic standards are stringent at Shippensburg, the 20 athletic teams have won about 58 percent of all their contests since 1975. Twelve university teams have won 65 Pennsylvania State Athletic Conference (PSAC) championships in the same period.



**2011 Spring Semester  
Student-Athlete Academic Summary**

The information below is based on 18 intercollegiate athletic teams—indoor and outdoor track are combined. This summarizes the academic performances of the 464 student athletes on official athletic rosters during the Spring 2011 Semester.

- The semester QPA for all student athletes was 2.91.
- The semester QPA for female student athletes was 3.19.
- The semester QPA for male student athletes was 2.67.
- Women's swimming achieved the highest semester QPA at 3.45. Eight (8) other teams achieved a semester QPA of 3.0 or greater. They were: Men's Cross Country (3.14), Women's Field Hockey (3.29), Women's Soccer (3.30), Women's Softball (3.02), Women's Tennis (3.01), Women's Track & Field (3.27), Women's Volleyball (3.11), and Women's Cross Country (3.42).
- 51% (237) of all student athletes earned a semester GPA of 3.0 or greater.
- 35% (162) of all student athletes earned a semester GPA of 3.3 or greater (Dean's List).
- 25% (115) of all student athletes earned a semester GPA of 3.5 or greater.
- 8% (36) of all student athletes earned a semester GPA of 4.0.

Shippensburg University established the Office of Academic Support Services for Student-Athletes to provide the best possible resources for enhancing the academic experiences of student-athletes. Through the coordinator, a variety of academic assistance services are available, including academic advising support, academic progress monitoring, academic counseling and referral, and assisting graduating student-athletes in researching and pursuing employment and/or opportunities for graduate education.

The Office of Academic Support Services for Student-Athletes has strong links with the Learning Center and other campus-wide programs to support the academic well being of student-athletes.

All student-athletes have the opportunity to participate in the NCAA Student Athletic Affairs. This program is committed to promoting excellence in academics, athletics, career and personal development, and community service. In addition, all incoming first-year student-athletes have the opportunity to voluntarily participate in the PACES program. PACES (Personal, Academic, and Career Exploration Seminar) is open to all incoming undeclared first-year student-athletes who want to gain greater insight into campus majors, possible careers paths, campus resources, technology, scheduling concerns, and wellness issues.

The office provides information and informed advice about academic matters to all student-athletes, and all student-athletes are strongly encouraged to use the services.

The Office of Academic Support Services for Student-Athletes is located in Davis House. Please contact the coordinator at (717) 477-1699 with any questions or concerns or visit our website at [www.shipraiders.com](http://www.shipraiders.com).



**Kurt Dunkel**

*Coordinator of Academic Support  
Services for Student-Athletes*

Kurt Dunkel is responsible for providing academic advisement, monitoring academic progress, counseling and referral, and assisting graduating student-athletes in researching and pursuing employment or opportunities for graduate education. In addition, he directs the Study Table Program, Laptop Loan Program, and facilitates programming associated with the CHAMPS/Life Skills Program.

During his graduate studies, Mr. Dunkel completed his practical counseling experiences at Shippensburg University's Counseling Center and at the Counseling Center at the University of Edinburgh in Scotland. He received a MS in college counseling from Shippensburg University.

He has worked at Shippensburg in two other capacities previously. Most recently he has served as Academic Liaison/Counselor in the Academic Success Program. Dunkel also served as a mental health counselor in the Student Counseling Center.

Dunkel also enters his 14th year as a part time assistant coach of track and field and has coached over 100 conference placewinners and 15 All-American athletes. As a student-athlete, Dunkel was an All-PSAC and All-American javelin thrower – finishing second at the NCAA championships in 1997 and 1998. He lives in Shippensburg with his wife and two young sons.

INFO  
COACHES  
OUTLOOK  
PLAYERS  
REVIEW  
PSAC  
OPPONENTS  
HISTORY

INFO  
COACHES  
OUTLOOK  
PLAYERS  
REVIEW  
PSAC  
OPPONENTS  
HISTORY



**Jeff Michaels**

*Director of Athletics*

Jeff Michaels is in his first year as the director of athletics at Shippensburg University. Michaels served as Shippensburg's acting director of athletics for the 2009-10 and 2010-11 academic years after serving four years as the university's associate director of athletics.

During his term as the acting director, Michaels was the primary overseer to an outstanding department that maintained an outstanding level of success. Shippensburg won 12 conference championships spanning six different sports and competed at 21 different NCAA championship tournaments or events over the last two academic years.

Shippensburg won the Dixon Trophy in both years of Michaels' acting tenure, setting total point and margin of victory records in the process. The Dixon Trophy is awarded to the most successful overall athletic program in the Pennsylvania State Athletic Conference.

On a national scale, Shippensburg finished 10th in the 2010-11 Learfield Sports Directors' Cup standings to mark the highest national ranking in university history. Eleven of SU's 20 intercollegiate athletic programs produced points at the national level. The Directors' Cup gauges the top intercollegiate athletic programs in Division II.

Prior to coming to Shippensburg, Michaels served five years as an assistant to the athletics director at Slippery Rock University where he worked with compliance and facilities. He also spent five years as the sports information director at Lycoming College. Prior to Lycoming, Michaels served six months as Slippery Rock's interim sports promotion and information director, and one year as a graduate assistant in the same capacity.

Michaels earned his bachelor of arts in mass communication and political science from Lycoming in 1992 and his master's degree in athletics administration from Slippery Rock in 1993. In May 2010, he earned a master's degree in sport management from California University of Pennsylvania.

Michaels resides in Shippensburg with his wife Carrie and is the father of two sons, Douglas and Drew.



**Carrie Michaels**

*Acting Associate Director of Athletics/  
Senior Woman Administrator*

Carrie Michaels is the acting associate director of athletics and senior woman administrator at Shippensburg University - a role she has held for two years. Prior to her appointment in September of 2008 as an assistant director of athletics, Michaels had been serving as the interim coordinator of Academic Support Services for Student-Athletes since September of 2006.

Michaels has been a valuable member of the athletic administration - particularly in the management and maintenance of the department's budget. She is also responsible for the promotion, supervision, and management of fund-raising activities - in particular the Corporate Sponsorship Program, the Lady Raider Golf Tournament. Michaels is also active in game management and the monitoring of gender equity issues.

Another aspect of Michaels' work is her coordination of community service projects and community engagement initiatives. Shippensburg has been honored by the NCAA for three consecutive years for its community engagement through activities such as Kid's Night Out, MentorSHIP, "Jam the Gym" and the Special Olympics "Fun Meet."

In her previous role as the academic support coordinator, Michaels was responsible for providing academic advisement, monitoring academic progress, counseling and referral, and assisting graduating student-athletes in researching and pursuing employment and/or opportunities for graduate education. Under her watch, Michaels had directed the Study Table Program and Laptop Loan Program at Shippensburg while serving as an advisor to the Shippensburg chapter of SAAC.

Michaels earned her bachelor of arts in psychology and criminal justice in 1995 at Duquesne where she also competed as a student-athlete in the sport of basketball. She earned her master's degree in sport management at Slippery Rock in 2001.

She resides in Shippensburg with her husband, Jeff.



**Ashley Grimm**

*Acting Assistant  
Director of Athletics*

Ashley Grimm is in her second year as the acting assistant director of athletics at Shippensburg. She is especially active in the maintenance and enforcement of NCAA rules compliance and interpretation. Her additional responsibilities with the athletics department include game management roles.

From 2009-10, Grimm was an athletic department assistant and a graduate assistant women's basketball coach at her alma mater, Clarion University. Grimm was a valuable resource to the athletics department in the areas of compliance and academic performance while organizing and administering numerous events and fund-raisers.

Grimm was a four-year letterwinner and starting point guard on the women's basketball team at her alma mater and graduated as Clarion's all-time assists leader with 569. She scored 807 points, collected 217 steals (sixth-most in school history), shot 42 percent from the floor (281 of 664) and 73 percent from the free throw line. Grimm was also a co-captain and letterwinner on Clarion's first-ever women's golf team.

As an undergraduate, Grimm was a two-year president of Clarion's Student Athlete Advisory Committee (SAAC) after serving as the organization's vice-president as a sophomore. She also served as the vice-president of the student senate during her senior year and was an active participant in the Fellowship of Christian Athletes (FCA).

A gifted student, Grimm earned two PSAC Top 10 awards and two ESPN The Magazine/CoSIDA Academic All-District certificates among her numerous academic honors. She was a four-time PSAC Scholar Athlete and graduated summa cum laude in 2008 with a degree in biology while enrolled in the honors program. After receiving a NCAA postgraduate scholarship, Grimm was inducted into Beta Gamma Sigma honor society for nationally accredited business programs and received her MBA in 2010.

Grimm, a native of Sugarloaf, lives in Chambersburg.



### Student Recreation Center

The 64,000 square-foot Student Recreation Center, which operates under the moniker of "ShipRec", provides the following amenities to the Shippensburg University community: 39 cardiovascular machines with televisions, 15 Cybex Eagle Circuit Power Lift Stations, a free weight area, four multi-purpose courts for volleyball, basketball, tennis and badminton, an 1/8 mile elevated running track, an 1,800 square-foot fitness studio and two racquetball courts.

ShipRec opened in March 2008. The primary clients of ShipRec are the non student-athletes who currently attend Shippensburg, but the facility can be used in emergencies for athletic team practices or other uses. Additional people that are eligible for memberships are faculty and staff members, graduate students, university retirees (as identified by Human Resources), alumni, donors, trustees and other accepted affiliates.



### Athletics Weight Room

The Athletics Weight Room, located in the basement of Heiges Field House, is a new weight training and exercise facility constructed exclusively for use by the student-athletes on the campus of Shippensburg University. It opened in time for the 2009 winter semester. The facility is typically open Monday through Thursday from 10 a.m. to 7 p.m. and on Fridays from 10 a.m. to 5 p.m. Teams have the opportunity to perform group exercises and lifts.

The center features state-of-the-art equipment, including Precor Cardio products, six PowerLift stations, 12 different Cybex Eagle stations, a Cybex Modular station, numerous Hoist free weight stations, a plethora of weight and barbells and various medicine balls along with additional fitness resources.

# SU STUDENT ASSOCIATION FIELD *at* SETH GROVE STADIUM

Seth Grove Stadium opened on Sept. 9, 1972 with the inaugural football game between Shippensburg and Bloomsburg. Behind three touchdowns from fullback Johnny Seigle, the Red Raiders defeated the Huskies, 28-14. Seigle scored the first touchdown in the history of the stadium on a 2-yard run in the first quarter.

The stadium is named for the late J. Seth Grove, former faculty member and coach at Shippensburg. Grove graduated from Shippensburg in 1910 where he starred in basketball and baseball. He joined the university faculty in 1920 and coached the football team to a 6-2 record.

Grove became chairman of the mathematics department in 1921 and did not re-enter coaching until 1930 as head coach of the baseball team. He coached until 1935 and then became the athletic director, a position he held until 1946. Grove retired from teaching in 1952.

Seth Grove Stadium is part of a 50-acre athletic facility that includes Heiges Field House (basketball and volleyball), Fairchild Field (baseball), three football practice fields, David See Field (soccer), Henderson Gymnasium, Robb Sports Complex (field hockey and lacrosse), Robb Field (softball) and Eckels Field.

The stadium's capacity of 7,700 has 6,700 seats in the main grandstand and 1,000 seats on the visitors' side of the field. Originally it had a capacity of 7,600. From 1987-89, temporary bleachers were set up beyond the north end zone for football games and commencement, boosting the capacity to 8,200.



In 1990, the bleacher seating on the visitors' side was removed for safety reasons and 600 temporary seats were moved from the end zone to the visitors' side, giving the stadium a capacity of 7,300. In 1991, the new visitors' bleachers were built, reaching the current capacity of 7,700. If necessary, temporary bleachers can be added to the end zone.

In 2004, the Red Raiders played seven home games and drew a school-record 36,578 fans, an average of 5,225 per game. The record average of 6,625 was set in four games in 1979 and the largest single-game attendance in school history was 9,200 fans, set on October 12, 1985 against Millersville. In 1991, Shippensburg was ranked 15th in the country among NCAA Division II schools for attendance, averaging 6,050 per game.

A crowd of 12,000 spectators for the 1976 state championships, which included the crowd at the weight throwing events just north of the main grandstand, was the largest for any event held at the stadium.

Following the 2009 season, the natural grass surface was excavated and replaced with Fieldturf®. The crown on the field was removed and additional drainage was installed below the playing surface. The construction marked the first changes to the playing field since the stadium's construction in 1972.

In 2010, the university's board of trustees commissioned a new name for the field: SU Student Association Field at Seth Grove Stadium. The artificial turf renovation was completed with financial assistance from the SU Student Association.

The locker room facilities underneath Seth Grove Stadium were renovated in advance of the 2011 season. Among the improvements includes a brand new rubberized floor surface, 110 new lockers, and paint throughout the locker rooms.



# COACHES





**Mark Maciejewski**

Head Coach  
Shippensburg '92/'96M  
1st season

Mark Maciejewski '92/'96M was named head football coach at Shippensburg University on December 8, 2010. Maciejewski, known as 'Mac,' is now in his fourth different coaching role with his alma mater and will begin his 13th overall season at Shippensburg in 2011.

"It is a special honor to be able to have the opportunity to lead a program that I've been involved with for so long," Maciejewski said. "One time, I had a helmet and shoulder pads on and wore that uniform. It is pretty humbling that I have the chance to lead the same program 22 years after I first got here."

Maciejewski (pronounced muh-CHESS-key) began his coaching career as an SU graduate assistant in 1995 and 1996. After stints at James Madison and Saint Francis, he returned to coach the SU secondary from 2000-04. From 2006-10, Maciejewski was named Shippensburg's assistant head coach and was once again charged with leading the secondary.

**PERSONAL**

Alma Mater	Shippensburg '92/'96M
Family	Wife, Tricia; Sons, Brady and Levi
Years in Coaching (College)	16

**COACHING EXPERIENCE**

<b>Shippensburg University</b>	
2010-present	Head Coach
2006-2010	Assistant Head Coach - Secondary
2003-2004	Assistant Coach/ Defensive Coordinator-Secondary
2000-2002	Assistant Coach - Secondary

<b>St. Francis University</b>	
1999-2000	Assistant Coach - Defensive Coordinator

<b>James Madison University</b>	
1998	Assistant Coach - Secondary
1997	Assistant Coach - Defensive Ends/ Special Teams

<b>Shippensburg University</b>	
1995-96	Graduate Assistant Coach



As a defensive lineman from 1989-92, Maciejewski was one of the most intimidating players in Red Raider football history and is one of just three players in program history to receive All-PSAC First Team honors in three consecutive seasons at the same position.

Maciejewski finished his playing career with 23 sacks (one shy of the school record) and 28 tackles for loss as a nose guard. He earned Weekly Football Gazette and Associated Press Third Team All-America honors in 1991 and 1992, respectively while playing on one of the school's three teams to advance to the NCAA Division II Football Championship in 1991.

He was elected to the Shippensburg University Athletics Hall of Fame in October 2010 and earned both his bachelor's and master's degrees in environmental science.

His coaching expertise is primarily on the defensive side of the ball. With Maciejewski on the sidelines, Shippensburg has totaled 13 All-PSAC selections from the defensive backfield - including one or more in all eight of his seasons working with the secondary and at least one first-team honoree from 2003-09.

Last season, the Red Raiders were ranked 25th in Division II with nearly eight tackles for loss per game while also ranking among the nation's Top 50 teams for both turnover margin and sacks per game. Shippensburg had at least one sack in all 11 games last season and has been held without a sack in just two games over the last two years.

In 2009, Shippensburg's ferocious defense produced numerous record-setting performances en route to the conference championship and was among the top ranked units in the nation for several categories. SU ranked among the Top 40 teams in Division II for sacks (2.58/game), pass efficiency defense (109.39) and tackles for loss (7.3/game).

Among Red Raider annals, Shippensburg had the second-most tackles for loss in a single season with 88 and the fourth-most sacks in a single season with 32. Nine Red Raiders had both multiple tackles for loss and sacks during the season. Fourteen players had multiple tackles for loss and nine players had at least one sack in 2009 while nine different players had at least one interception - the first time that an SU squad had done so in 10 years.

In 2008, Shippensburg's pass defense was one of the strongest in Division II, ranking 13th out of 148 teams in the nation and third in the highly competitive Pennsylvania State Athletic Conference (PSAC). Overall, the Red Raider defense ranked 36th in Division II.

Maciejewski served as the team's defensive coordinator for two seasons in 2003 and 2004 and masterminded one of the best overall units in Division II. During that time, Shippensburg compiled an 18-5 record and the Red Raider defense led the PSAC in scoring defense, rushing defense, pass defense efficiency and total defense while also ranking second in pass defense twice and turnover margin in 2004.

Shippensburg finished second in the nation in scoring defense and fifth in total defense in 2004 after being ranked fourth in total defense and fifth in scoring defense in 2003. The Red Raiders were also 11th in Division II in rushing defense in 2004 and 13th in 2003 while ranking fifth in pass defense efficiency in 2003 and ninth in 2004.

Before Maciejewski was named defensive coordinator, Shippensburg was ranked 27th in the nation in total defense in 2002 and 28th in 2001.



Maciejewski's work with the defensive backs could also be seen over the course of three seasons from 2002-04 as Shippensburg totaled 57 interceptions during that time, increasing from 13 in 2002 to 19 in 2003 and to 25 in 2004.

In 2004, the Red Raider defense had nine of its 11 players named All-PSAC Western Division, an increase from four the previous year, including three of the four defensive backs as Brent Grimes and Mike Street both earned first team selections while Antonio Williams received second team honors.

Maciejewski was instrumental in the recruitment and mentorship of Grimes, who finished his career as the PSAC's all-time leader in career interceptions with 27. Grimes, a three-time college All-American and one of two Red Raiders active in the National Football League (NFL), capped off a breakthrough 2010 season by intercepting all-pro quarterback Peyton Manning in the Pro Bowl.

In 2010, Grimes made 94 tackles, had five interceptions and led the NFC during the regular season with 23 pass defenses (breakups). Grimes also won a World Bowl Championship with the Hamburg Sea Devils in 2007.

Maciejewski served two years as the SU graduate assistant in 1995 and 1996 before serving as the defensive ends and assistant special teams coach in 1997 for Division I-AA James Madison. He then moved to assistant secondary coach for the Dukes in 1998.

In 1999, Maciejewski was the defensive coordinator at Saint Francis (Pa.) where the Red Flash ranked sixth in the Northeast Conference in total defense and fifth in sacks and opponent third-down conversions.

A native of Punxsutawney, Maciejewski and his wife Tricia '98/'05M currently live in Chambersburg and are the proud parents of their two sons, Brady and Levi.



**Mike Yurcich**

Offensive Coordinator/  
Quarterbacks

California (Pa.) '99  
Saint Francis (IN) '02M

1st season

Yurcich joins the Red Raider coaching staff for the 2011 season as its offensive coordinator and quarterbacks coach. He spent the last six seasons at Edinboro University as its quarter-

backs coach and the last five years as the offensive coordinator for the Fighting Scots.

During his tenure at Edinboro, Yurcich helped spearhead an offense that had significant success in the passing game. A lot of that production was guided on the field by multiple All-American quarterback Trevor Harris, a four-time All-PSAC West selection who signed a free agent contract with the NFL's Jacksonville Jaguars.

Edinboro had back-to-back nine win seasons in 2008 and 2009. The Fighting Scots advanced to the 2009 NCAA Division II football playoffs where they competed in a memorable game against West Liberty in which Harris set a Division II playoff record with 630 passing yards.

The Fighting Scots averaged at least 30 points per game from 2007-09 and consistently ranked among Division II's top offenses. Among PSAC rankings, Edinboro was one of the top two offenses from a statistical standpoint in all three of those seasons - leading the league in 2008.

Specifically, the Edinboro passing game thrived under Yurcich's direction. The 2008 and 2009 Fighting Scots led the PSAC in passing offense, while the 2009 squad ranked 17th in Division II. In 2007, the Fighting Scots ranked eighth in Division II for passing offense, 18th in total offense and 25th in scoring offense.

Following the departure of Trevor Harris, Yurcich worked in 2010 with redshirt freshman quarterback Cody Harris. Despite his status as a rookie, Harris led the PSAC in completion percentage (65.7) and threw the fewest interceptions (5) of any signal caller in the league.

Yurcich also provided valuable instruction to Edinboro's wide receivers. Among his former athletes at the position is Ryan Valasek, who set a school record with 64 receptions in 2006 and was named to the All-PSAC Western Division First Team squad for his efforts.

A 1999 graduate of California University of Pennsylvania, Yurcich was a three-year regular at quarterback with the Vulcans. He was a two-year captain at Cal and graduated with a bachelor's degree in psychology. Before his arrival in western Pennsylvania, Yurcich spent two seasons at Mount Union College playing for legendary coach Larry Kehres.

After California, Yurcich received a masters degree in education from Saint Francis (IN) in 2002, where he earned a school counseling license. During his time at Saint Francis he was an assistant coach that helped the Cougars win four consecutive Mid-States Football Association Mid-East League Championships and compile a 38-8 record during his four-year tenure.

His coaching career also includes two years as an offensive graduate assistant at Indiana University. With the Hoosiers, Yurcich coached the wide receivers while working as a quality control assistant.

A native of Euclid, Ohio, Yurcich is married to former Edinboro cross country All-American Julie Nemergut. They are the proud parents of a newborn son, Jack.

**PERSONAL**

Alma Mater California (Pa.) '99  
Saint Francis (MI) '02M

Family Wife, Julie; Son, Jack

Years in Coaching (College) 12

**COACHING EXPERIENCE**

**Edinboro University**

2006-10 Assistant Coach/Offensive Coordinator/  
Quarterbacks/Wide Receivers

2005 Assistant Coach/Quarterbacks/Wide Receivers

**Indiana University (Bloomington)**

2003-04 Offensive Graduate Assistant/Wide Receivers

**Saint Francis University (Indiana)**

2002 Assistant Coach/Offensive Coordinator/  
Quarterbacks/JV Coach

2000-01 Assistant Coach/Quarterbacks/JV Coach

1999 Assistant Coach/Running Backs



**Mike Burket**

Defensive Coordinator/  
Linebackers

Indiana (Pa.) '92

10th season

Mike Burket returns for his 10th season at Shippensburg and his seventh as the team's defensive coordinator. He will be in his ninth season as the primary instructor to the linebackers for the Red Raiders.

A coaching veteran of more than 20 years, with 13 of those seasons coming at the collegiate level, Burket oversaw a defensive unit last season that among conference rankings finished third in red zone defense, fourth in third-down conversion rate and fifth in turnover margin.

The Red Raider defense has boasted 21 all-conference selections in Burket's five seasons as defensive coordinator, six of which have been linebackers. In eight seasons as the team's linebackers coach, Burket has had nine players receive all-conference designations, including at least one in six of his eight seasons.

Burket's instruction was evident in 2009 with a defensive unit that ranked 31st in the nation for sacks and 51st overall. Senior Andy Casale, the most veteran member of the linebacker corps in 2009, led Shippensburg with 65 tackles and 11 tackles for loss while achieving 2.5 sacks.

In 2008, the Red Raiders achieved the sixth-best total defense in the PSAC that included the 13th-ranked pass defense in Division II. Perhaps most impressively, the 08 squad ranked second in the conference in forcing turnovers (27) and second in tackles for loss (7.27 per game). Overall, the unit was ranked 36th out of 148 programs in Division II.

In 2007, the Red Raider defense had one of its best seasons in Burket's tenure as the defensive coordinator - ranking third in the PSAC in total defense and fifth in both rushing defense and pass defense. The unit also ranked seventh out of 14 teams in scoring defense and third in opponent third-down conversions.

Burket joined the staff as an assistant coach in 2002 after two seasons as the head coach at Shippensburg Area Senior High School. In his first season with the Red Raiders, he coached the safeties before beginning his work with the linebackers.

A 1992 graduate of Indiana (Pa.), Burket began his coaching career as an assistant coach at Huntingdon Area High School from 1989-92. He then served as an assistant coach at Waynesboro High School from 1993-94 before returning to Huntingdon where he was the head coach from 1995-96.

Following the 1996 season, Burket moved to Juniata College where he was an assistant coach for two seasons in 1997-98. In his first season, he served as the offensive coordinator and in his second season, served as defense coordinator while also functioning as the director of football operations and recruiting coordinator.

In 1999, Burket was the athletic director for the Tyrone Area School District. He also has four years of teaching experience, two each at Waynesboro and Huntingdon. For seven years, Burket was a member of the United States Army Reserve in Mill Creek before receiving an honorable discharge in May of 1994.

A native of Huntingdon, Burket and his wife Angela currently live in Shippensburg with their daughter, Cierra.

**PERSONAL**

Alma Mater Indiana (Pa.) '92

Family Daughter, Cierra

Years in Coaching 22

**COACHING EXPERIENCE**

**Shippensburg University**

2005-present Assistant Coach/  
Defensive Coordinator/Linebackers

2003-04 Assistant Coach/Linebackers

2002 Assistant Coach/Safeties

**Shippensburg Area High School**

2000-01 Head Coach

**Juniata College**

1998 Assistant Coach/Defensive Coordinator/  
Director of Football Operations

1997 Assistant Coach/Offensive Coordinator

**Huntingdon Area High School**

1995-96 Head Coach

**Waynesboro High School**

1993-94 Assistant Coach

**Huntingdon Area High School**

1989-92 Assistant Coach





**Pete Lee**

Offensive Line/Kickers  
 Cornell '86  
 15th season

Pete Lee, the longest tenured coach with the Red Raiders, returns for his 15th season as the primary instructor to the offensive linemen. He continues to coach the kickers.

Lee has been a collegiate football coach for 25 years. From 2006-10, Lee was

Shippensburg's offensive coordinator. In 14 seasons with the Red Raiders, Lee has had 18 all-PSAC lineman honorees and six all-PSAC tight end honorees, including 10 first-team selections.

In 2009, Shippensburg scored at least 21 points in all 12 games of the season, a feat never before achieved in 105 seasons of organized football at the university.

Numerous offensive marks in 2009 were among the best performances in school history. The team amassed 4,759 yards from scrimmage, the second-most in school history, while totaling 2,573 yards through the air (the most since 1999). SU led the PSAC with an average time of possession at 32:40 and averaged 182.2 rushing yards per game.

In 2008, Shippensburg scored at least 10 or more points in 10 of its 11 games and averaged 24.8 points per contest. The team scored 35 or more points in four games, totaled 37 touchdowns and achieved its highest point total in a game since 1999 with a 62-6 victory over Cheyney.

On October 27, 2007, Lee helped orchestrate a school-record 749 yards of total offense in a 56-10 Homecoming victory over Lock Haven. The 749 yards, which featured two 100-yard rushers, two 100-yard receivers and a 300-yard passer, were the second most in the history of the PSAC and just eight shy of the all-time record.

Under Lee in 1999, the offensive line cleared the way for an offense that averaged 450.1 yards per game, the highest in team history. The team also set records for passing yards per game (279.2), points (398) and total yards per play (6.1).

In 2002, Shippensburg set a new record for total yards rushing with 2,632 before shattering the mark in 2004 by rushing for 3,112 yards. The offensive line provided blocking for a team that totaled 406.8 yards per game and averaged 259.3 yards rushing in 2004.

Lee is also a long-time contributor to Shippensburg's special teams units – particularly its kickers.

In 2009, senior kicker/punter Kyler Ford was invited to the Valero Cactus Bowl after setting four school records, including points by a kicker in one season (77) and career punts (245). Jamie Reder concluded his career in 2007 after totaling 244 points, the most ever by an SU kicker.

A 1985 graduate of Cornell with a bachelor's of science degree in agriculture, Lee was a three-year letterman for the Big Red as an offensive lineman from 1981-83. He would later earn his master's degree in educational administration from Shippensburg in 2001.

Following his playing career, Lee began his coaching career as the freshman defensive line coach at Cornell in 1986.

Lee became the graduate assistant at West Chester in 1988 where he served as the special teams coordinator and coached the defensive line before being promoted to assistant coach in 1989. Lee then spent the next six seasons as the offensive line coach and recruiting coordinator.

A native of Salamanca, New York, Lee and his wife Susan live in Shippensburg with their daughters Erin and Megan. Susan also works at Shippensburg University as an assistant in financial aid.

**PERSONAL**

Alma Mater Cornell '85/Shippensburg '01M  
 Family Wife, Susan; Daughters, Erin and Megan

Years in Coaching (College) 26

**COACHING EXPERIENCE**

**Shippensburg University**  
 2006-present \* Assistant Coach/Offensive Line/Kickers  
 1997-2006 Assistant Coach/Offensive Line/Special Teams

**Morehead State University**  
 1994-97 Assistant Coach/Offensive Line

**West Chester University**  
 1989-94 Assistant Coach/Offensive Line/  
 Recruiting Coordinator

1988-89 Assistant Coach/Defensive Line/  
 Special Teams Coordinator

**Cornell University**  
 1986-87 Assistant Coach/Freshmen Defensive Line

\* Lee was Shippensburg's offensive coordinator from 2006-10.



**J.C. Morgan**

Assistant Coach/Running Backs  
 Bucknell '04  
 7th season

J.C. Morgan returns for his seventh season at Shippensburg as the coach of the running backs while once again serving as the team's video coordinator. He has also added responsibility as the team's primary recruiting coordinator and academics.

Last season, Shippensburg had two rushers finish with more than 500 yards on the ground while five different backs totaled at least 175 rushing yards. Among that group was two-time All-PSAC fullback Kevin Herod and all-purpose specialist Kevin Marshall, who graduated after being tabbed as SU's only All-PSAC First Teamer last season.

The 2009 season featured the running game on full display, as the Red Raiders led the conference with 510 rushes from scrimmage. Shippensburg's multi-pronged attack of speed and toughness ranked third in the PSAC with 182.2 rushing yards per game and helped SU lead the PSAC in average time of possession.

Two freshmen backs were integral to the team's success. Herod, a second-team All-American pick by Don Hansen's Football Gazette, rushed for 727 yards – the most individual yards by an SU back since current Green Bay Packer John Kuhn in 2004. In two years, Herod has only had 23 negative rushes through 322 carries.

Tailback Mike Frenette quickly took on a starting role in the Shippensburg Wing-T and finished the season with 420 rushing yards, 349 receiving yards and seven total touchdowns. All five of Frenette's rushing touchdowns in 2009 came in the final four games of the season.

During Morgan's tenure as the running backs coach, Shippensburg has always ranked among the top eight teams in the conference in rushing, including fifth in 2007. That season, All-PSAC Western Division First Team fullback Aaron Dykes led the team in rushing by totaling 634 yards and 11 touchdowns.

Prior to Shippensburg, Morgan spent one season as an assistant coach at Moravian College in 2004, also working with the running backs.

An accomplished runner himself, Morgan was a fullback at Bucknell University where during the 2001 season, he led the Bison in yards per carry average while tying for the team lead in touchdowns. He also received the Lewisburg Touchdown Award for Offensive Player of the Week and was awarded three varsity letters for his performance.

Morgan received a bachelor's of science degree in business administration from Bucknell in 2004. As a senior at Bucknell, Morgan served as an assistant varsity football coach at Lewisburg High School in addition to serving as an assistant on the basketball team. While in high school, he served as a running backs coach for the M.O.T. Youth Football organization in his hometown.

A native of Middletown, Delaware, Morgan is a member of the American Football Coaches Association and has served on the minority issues committee since 2005. He lives in Carlisle with his wife Melissa.

**PERSONAL**

Alma Mater Bucknell '04  
 Family Wife, Melissa

Years in Coaching (College) 9

**COACHING EXPERIENCE**

**Shippensburg University**  
 2005-present Assistant Coach/Running Backs

**Moravian College**  
 2004 Assistant Coach/Running Backs

**Lewisburg High School**  
 2003 Assistant Coach





**Chance Powell**

Assistant Coach/Wide Receivers  
Shippensburg '87  
12th season

The second-longest tenured assistant coach on the Red Raider staff, Chance Powell enters his 12th season at Shippensburg in 2011.

Powell has worked with some of the best receivers in school history over the past 10 years, including Melvin

Scott, Patrick Ferguson and AFCA All-American Mike Harris.

Powell was a valuable instructor to Harris, who finished his senior season in 2009 as the PSAC Eastern Division Player of the Year. Harris concluded his tenure at Shippensburg as just the 14th player in PSAC history to compile 3,000 receiving yards and broke the SU record for career receptions (197) and the most career games with a touchdown catch (20).

Scott ranks among the Top 10 in school history for career receiving touchdowns (22), receiving yards (1,899) and receptions (103). Ferguson was a three-time All-PSAC Western Division First Team selection from 2003-06 who finished his career with 20 receiving touchdowns and 1,702 receiving yards.

In 2010, Shippensburg threw for 2,573 yards – the most in one season since 1999 and the third-most in the history of the program. The Red Raiders averaged 15.4 yards per reception and 214.4 receiving yards per game. A school-record 27 touchdown passes were thrown by quarterback Chad DiFebbo to six different receivers.

A 1987 graduate of Shippensburg, Powell was a linebacker and running back for the Red Raiders from 1983-86. Following a year on the Red Raider coaching staff as a volunteer assistant coach in 1987, Powell coached the ninth grade team at Shippensburg Area High School in 1988. He then was an assistant coach for six seasons from 1989-94 before taking over as head coach of Greyhounds in 1995, a position he held for five seasons.

Powell currently lives in Shippensburg with his wife Kimberly, daughters T.J. and Kari, and son Lek.



**Tony Johnson**

Assistant Coach/  
Defensive Backs  
Shippensburg '02  
7th season

Tony Johnson returns for his seventh season as a volunteer assistant at Shippensburg, working with the defensive backs as an instructor alongside his former position coach, current head coach Mark Maciejewski.

Johnson will also work with special teams coverage; primarily with return specialists and kick-block packages.

One of the most exciting players in the PSAC during his career, Johnson was a four-year letterman for the Red Raiders from 1999-2002, serving as a team captain as a senior. He played in all 44 of Shippensburg's games during his career, totaling 180 tackles, 31 pass breakups, six interceptions and eight blocked kicks which ranks third all-time in school history.

As a junior in 2001, Johnson was involved in five blocked field goals, three of which he blocked himself. He returned two for touchdowns to set a new Shippensburg single-season and career record for blocked kicks.

In the season finale at Kutztown, the score was tied with less than two minutes to play when Johnson blocked a field goal attempt and raced 72 yards for the touchdown to give Shippensburg an eventual 24-23 victory.

Johnson added 53 tackles, three interceptions and six pass breakups in 2001 while serving as the team's leading punt returner with an average of 6.4 yards per return.

In 2000, Johnson used his knack for blocking kicks to lead the Red Raiders to a 17-14 victory at East Stroudsburg. After he recovered a Warrior fumble in the end zone to tie the game at 14-14 and send it into overtime, Shippensburg held a three-point lead when Johnson blocked an East Stroudsburg field goal attempt to win the game. He was PSAC Western Division Defensive Player of the Week for his performance.

After red-shirting in 1998, Johnson's impact the following year led to him earning 1999 PSAC Western Division Rookie of the Year, a spot on the All-PSAC Western Division First Team and Division II All-Freshman Team honors from usafootball.com.

In addition to his career-best 59 tackles, he had a team-high seven pass breakups, two blocked kicks and an interception return for 48 yards versus California (Pa.) that led to a Red Raider touchdown. Also that game, he blocked a field goal to preserve Shippensburg's 30-0 shutout victory.

A native of Dover and 1997 graduate of Dover High School, Johnson also ranks second in Shippensburg history for pass breakups in a season, totaling 13 in 2000, and a career with 31, second only to current Atlanta Falcon Brent Grimes who had 37.

As a return specialist, Johnson ranks fourth in school history in punt returns and punt return yardage, totaling 62 for 439 yards. His 99 combined punt and kick returns are also fourth as are his 1,348 combined kick return yards.



**Mick Chronister**

Assistant Coach/Defensive Line  
Shippensburg '88  
2nd season

Mick Chronister has re-joined the football staff as an assistant coach working primarily with the defensive line. Chronister was a student/graduate assistant offensive line coach for the Red Raiders in 1988.

From 1984-87, Chronister was a defensive tackle under head coach Joe Bottiglieri. He was a three-year letterman and served as a team captain during his senior season in 1987. Chronister's senior season included 28 tackles, two sacks and four fumble recoveries – which at the time was the second highest single-season total in school history.

Overall, in three years as a regular, Chronister totaled 55 tackles and three sacks in 29 career games. He graduated in 1988 with a degree in history.

Chronister spent 15 seasons as an assistant coach at nearby Dickinson College, where he served as a defensive line coach for the Red Devils. He also spent six years as a coach at Northern High School and one year as an assistant at Boiling Springs High School.

A native of Aspers, Chronister graduated from Biglerville High School – where he earned All-Blue Mountain league honors. He currently teaches social studies at Northern High School – a position he has held since 1989. Chronister resides in Carlisle with his family.



**Ron Kerr**

Assistant Coach/Offensive Line  
Penn State Sheriff's Academy '03  
1st season

Ron Kerr joins the coaching staff in 2011 as a volunteer assistant working with the offensive line.

Kerr, a member of the Minor League Football Hall of Fame, is the owner and head coach of the Central Penn Piranha – an organization dubbed as

“the winningest team in minor league history.”

Over the last 15 years, the Piranha have won more than 200 games, five league titles and two national titles while losing less than 20. Central Penn has consistently been ranked among the top 10 minor league football programs in the country.


In addition to his role with the Piranha, Kerr served two years as the offensive and defensive line coach for the Harrisburg Stampede of the American Indoor Football Association (AIFA).

Kerr has recently directed the Big Man's Clinic for the Central Pennsylvania Football Academy.

Among his coaching honors include being named the Minor League Football Rookie Head Coach of the Year in 2007 and the Minor League Football Offensive Line Coach of the Year in 2005.

Kerr is a graduate of Penn State University's Sheriff's Academy in State College and is a Deputy Sheriff with the Cumberland County Sheriff's office. He currently resides in Carlisle with his wife and daughter.





**A.J. Reisig**

Graduate Assistant/  
Defensive Backs  
Dickinson '09  
1st season

A.J. Reisig has replaced Tunde Agboke as the graduate assistant coach with the football program. Reisig will work with the secondary and other aspects of the defense. He will also be an integral assistant with recruiting,

video coordination, break down and scouting.

Reisig spent the last two years as the defensive backs coach and an assistant baseball coach at the United States Merchant Marine Academy – a Division III program in New York. He is rather adept in the area of scouting, a trade at which he tirelessly worked with the Mariners.

In the two years that Reisig coached the Mariner secondary, USMMA ranked 21st and 9th in Division III for pass defense. The year before his arrival, the Mariners were nationally ranked 232 out of 235 programs in pass defense.

During his time at USMMA, Reisig was also increasingly active with film study and editing. He also was an integral recruiter along the East coast. Additionally, Reisig was a licensed PIAA football official and an instructor at the ASC Contact Youth Football camp from 2006-10.

Reisig earned a bachelor's degree in psychology from nearby Dickinson College in 2009. At his alma mater, Reisig was a two-year starter at safety and cornerback, recording over 100 tackles in his career to go along with five interceptions. He was a three-year starter on special teams and was heavily involved with the signal calling.

He was a member of the 2006 team that won the Centennial Conference Championship and went on to play in the NCAA Division III playoffs. In 2007, Dickinson was the ECAC Southeast Champions and ranked ninth in the nation in interceptions.

Reisig is a native of Reading.



**Gary Carter**

Assistant Coach/Tight Ends  
Western Maryland '94  
1st season

Gary Carter joins the coaching staff in 2011 as a volunteer assistant working with the tight ends.

Carter was an assistant football coach at Chambersburg Area Senior High School for 12 seasons from 1997-2008 under coaches Don Folmar and

Shawn Kimple. He began as a volunteer assistant with the Trojans and worked with various positions before spending his final three seasons as the offensive coordinator.

In 1995, Carter began his coaching career as a volunteer assistant at Homer-Center High School in Indiana County. He filled that role for two seasons.

As a collegiate athlete at Western Maryland (now known as McDaniel), Carter was an All-MAC defensive back for the Green Terrors. He also earned All-MAC honors in baseball and was a team captain during a senior season in which he led the team in runs and slugging percentage.

In high school, Carter was a quarterback and a safety as a senior in 1989 when the Trojans went 11-0 in the regular season. He threw for nearly 1,200 yards and 14 touchdowns as a quarterback while intercepting nine passes on defense. His exploits earned him Mid-Penn Commonwealth Division First Team honors on defense and spots on the Public Opinion First Team offense and defense.

Carter currently works for the Pennsylvania State Police and is based out of Chambersburg.



The Department of Sports Medicine is a comprehensive collection of allied health care professionals working in collaboration to provide the best possible health care to the student-athletes at Shippensburg University. A major emphasis by the Department of Sports Medicine is the prevention, evaluation, diagnosis, treatment, rehabilitation and student-athlete education of various sports related injuries and medical conditions.

Under the direction of Head Team Physician, Dr. Johnson G. Coyle and the Director of Sports Medicine, Wesley R. Mallicone, the Shippensburg University Department of Sports Medicine provides services to 20 athletic teams comprised of approximately 600 student-athletes.

The sports medicine staff includes three certified athletic trainers, one certified intern athletic trainer and numerous work study students. These individuals operate three athletic training facilities located throughout Shippensburg's athletic venues as well as an on campus rehabilitation center located inside Heiges Field House.

**PHILOSOPHY**

Shippensburg University's Department of Sports Medicine, a collection of allied health care professionals, is dedicated to servicing the health care needs of nearly 600 student-athletes on 20 NCAA Division II intercollegiate athletic teams.

The Department of Sports Medicine is :

- dedicated to helping the student-athletes achieve their academic and athletic success while simultaneously ensuring their health and well being.
- committed to creating a supportive environment that encourages trust, participation, open communication, collaboration, and respect among our student-athletes, coaches, sports medicine staff, physicians and university community, regardless of the student-athletes' sport, gender, race, ethnic, social or economic background.
- committed to the delivery of consistent quality services in an efficient and safe manner, through the use of our modern facilities and incorporating the most recent developments in sports medicine which meets the needs of the student-athletes, coaches, sports medicine staff, physicians and university.
- committed to constantly integrating the latest information concerning on-the-field emergency care, evaluation of injuries, rehabilitation, counseling and education for all of the Shippensburg University student-athletes.

Through these principles, we are committed to providing the best possible care for every student-athlete to ensure a lifetime of success in their lives and careers after departing Shippensburg University.



**Wesley Mallicone**  
MS, ATC

Director of Sports Medicine

Wesley Mallicone enters his 10th season as the Director of Sports Medicine at Shippensburg University. He leads the sports medicine department that provides services to 20 athletic teams and supervises the comprehensive health care needs of approximately 600 SU student athletes. He is active within the campus

community and has served on various campus committees.

A 1999 graduate of Duquesne with a Bachelor of Science degree in Athletic Training, Mallicone received his Master of Science degree in Psychology from Shippensburg in December 2000 and is currently enrolled in the Doctoral Program of Administrative and Leadership Studies at IUP. Mallicone initially worked as a graduate assistant in sports medicine under the mentorship of long-time athletic trainer Steve Heckler, who served SU for 27 years.

After graduating from Shippensburg, Mallicone became a member of the Philadelphia Eagles staff after being hired as the team's seasonal intern athletic trainer for the 2001 season. While with the Eagles, Mallicone assisted in injury prevention, evaluation, rehabilitation, and emergency medical care. After working two training camps and a full season in the NFL, Mallicone became an assistant athletic trainer with the Barcelona Dragons of NFL Europa in March 2002 prior to coming to Shippensburg.

Additionally, Mallicone completed an athletic training internship with the Pittsburgh Pirates through the Professional Baseball Athletic Trainers Society (PBATS) and has worked offseason mini-camps for the Minnesota Vikings in 2008, 2009 and 2010.

Mallicone, a certified athletic trainer and state credentialed to practice athletic training in the Commonwealth of Pennsylvania is an active member of the National Athletic Trainers' Association (NATA), the Eastern Athletic Trainers' Association (EATA), and the Pennsylvania Athletic Trainers' Society (PATS). He is also a certified instructor in Professional Rescuer, First Aid/CPR and AED for the American Red Cross.

A native of Uniontown, Mallicone currently resides in Shippensburg.





**Joseph Theis**  
MS, ATC, NASM-PES

*Associate Director of Sports Medicine*

Joe Theis enters his sixth year as an associate director of sports medicine at Shippensburg University where he is responsible for providing rehabilitation and emergency care to SU's student-athletes and assisting the director of sports medicine with insurance, injury tracking, record

keeping and the scheduling of student employees.

Theis graduated from Duquesne in 2002 with a bachelor of science degree in athletic training where he completed clinical rotations with the Pittsburgh Pirates, UPMC Center for Sports Medicine, Robert Morris and Carnegie Mellon.

After receiving his degree from Duquesne he attended Clarion where he received a master of science degree in rehabilitation science in 2004. While there, he served as a graduate assistant athletic trainer as well as an approved clinical instructor for California (Pa.) in its undergraduate athletic training program.

Theis, a certified Performance Enhancement Specialist through the National Academy of Sports Medicine (NASM), utilized his skills during his time at Clarion to develop comprehensive strength, balance, core stability and integrated flexibility programs for all of the student-athletes.

After receiving his master's degree from Clarion, Theis accepted an internship at the NASM headquarters in Calabasas, California where he was responsible for implementing orthopedic assessments, performing manual therapy and developing corrective exercise and performance enhancement programs for professional, collegiate and high school athletes.

A certified athletic trainer by the National Athletic Trainers' Association Board of Certification (NATA-BOC) and credentialed by Pennsylvania State Board of Medicine, Theis authored "Behind the Scenes 'Jumper's Knee'" published in the FORM newsletter, a publication of the NASM, in February 2005.

Originally from Coraopolis, Theis is married and lives with his wife, Allison, and daughters Riley, Ava and Delaney.



**Becky Fitz**  
MS, ATC, NASM-PES

*Assistant Director of Sports Medicine*

Becky Fitz returns for her fifth year with the Shippensburg University athletic training staff as an assistant director of sports medicine.

Fitz is a board-certified athletic trainer with a license in Pennsylvania and is a member of the National Athletic Trainers' Association (NATA). She is

also a certified Performance Enhancement Specialist (PES) through the National Academy of Sports Medicine (NASM).

At Shippensburg, she provides injury prevention, emergency care, treatment, and develops rehabilitation protocol for student athletes. Fitz also holds additional responsibilities in the sports medicine department, helping to administer physicals, providing medical coverage for summer athletic camps, and assisting with the drug testing of student-athletes.

In addition, she serves as an advisor to Tau Kappa, a service sorority for female student-athletes. Fitz has also been active in campus initiatives such as National Girls and Women in Sports Day and the Pink Zone campaign toward breast cancer awareness.

Fitz has a great deal of sports medicine experience to her credit, having served as an assistant athletic trainer and instructor at Catawba while also serving as a graduate assistant in the sports medicine department while at Shippensburg.

While at Catawba, Fitz served as the certified athletic trainer for the volleyball and baseball teams, and was an approved clinical instructor in the Athletic Training Education Program. In addition to her athletic training responsibilities, she also taught a nutrition class in the physical education department.

Fitz earned a bachelor's of science degree in athletic training in 2004 from East Stroudsburg where she was a two-time captain of the Warrior track and field team and was an active member of the athletic training club. She completed her graduate work with a master of science degree in psychology at Shippensburg in 2006.

Fitz currently resides in Chambersburg.



# OUTLOOK

No.	Name	Pos.	Yr.	Ht.	Wt.	Hometown/High School
1	Taimur Harris *	WR	Jr.	5-11	172	Darby / Penn Wood
2	Bryan Barley *	WR	Jr.	5-11	174	Berwyn / Conestoga
3	Jeryl Cole	HB	So.	5-11	202	Baltimore, Md. / Patterson
4	Roshaan McCain ***	HB	Sr.	5-10	181	Chester Springs / Downingtown West
5	Kevin Herod **	FB	Jr.	6-1	216	Allentown / Parkland
6	Bryan Culler	DB	Sr.	6-1	184	Lansdowne / John Bartram (Thaddeus Stevens)
7	Jacob Baskerville *	WR	Jr.	6-2	204	Pottsville / Pottsville
8	Sheldon Mayer	HB	R-Fr.	5-7	160	Norristown / Norristown
9	James Cooper	DB	R-Fr.	5-11	162	Reisterstown, Md. / Franklin
10	Chase Moyer	QB	Fr.	6-2	206	Manheim / Manheim Central
11	Mike Goode *	DB	So.	5-11	185	Norristown / Norristown
12	Kyle Kush	DB	R-Fr.	5-11	186	West Grove / Avon Grove
13	Pat Schuhl	FB	Jr.	6-1	215	Mullica Hill, N.J. / Gloucester Catholic
14	Jeff Tomasetti *	QB	So.	6-2	214	Claymont, Del. / Brandywine
15	Dillon Mazzoni	QB	R-Fr.	6-1	194	Merritt Island, Fla. / Melbourne
16	Chris Lawshe	QB	Fr.	6-3	211	Caldwell, N.J. / James Caldwell
17	Steven Adams	QB	Jr.	6-5	217	Cedar Grove, N.J. / Cedar Grove
18	Zach Zulli *	QB	So.	6-1	186	Schwenksville / Perkiomen Valley
19	Nate Schmidt *	K/P	So.	6-2	171	Jim Thorpe / Jim Thorpe
20	Tyriq Kershaw *	DB	So.	5-10	192	Media / Penncrest
21	Avery Coleman *	DB	So.	5-9	182	Media / Penncrest
22	Blair Brooks	HB	Fr.	5-9	180	Wayne / Conestoga
23	Trevor Mack	DB	R-Fr.	5-10	184	West Chester / The Hill School
24	Mike Frenette **	HB	Jr.	5-9	190	Carlisle / Cumberland Valley
25	Alex Defuria	WR	Fr.	6-2	203	Fairfield, N.J. / James Caldwell
26	Nick Diller	DB	Fr.	5-10	186	Etters / Red Land
27	Phil Boyd	DB	Fr.	5-10	163	Coatesville / Coatesville
28	Marcus Cooper	DB	R-Fr.	5-9	156	Philadelphia / Abraham Lincoln (CCP)
29	Dereck Mills	WR	Fr.	6-0	153	Newburg / Shippensburg
30	Cody Plesnar	FB	R-Fr.	5-11	200	Dallas / Dallas
31	Kyle Karpinski	DB	So.	5-10	190	Lancaster / Manheim Township
32	Eric Cofer	DB	Fr.	6-1	205	Severna Park, Md. / Severna Park
33	Vinnie Ranauto ***	LB	Sr.	6-0	217	Bear, Del. / Caravel Academy
34	Drew Newcomer *	K/P	So.	5-11	205	Carlisle / Boiling Springs
35	Brandon Robles	DB	Fr.	5-10	179	Exton / Downingtown East
36	Corey Hunt **	DB	Jr.	6-0	181	Frederick, Md. / Thomas Johnson
37	Maurice Harris	DB	Fr.	5-11	173	Philadelphia / Furness
38	Brian Sourber	LB	R-Fr.	6-2	195	Lancaster / Manheim Township
39	Darius Howard	DB	Fr.	5-10	183	Millersville / Penn Manor
40	Bo Wilson	HB	Fr.	5-9	176	Harrisburg / Central Dauphin East
41	James Brennan	LB	R-Fr.	5-10	189	King of Prussia / Upper Merion
42	Nik Rosenberry	TE	Jr.	6-5	239	Altoona / Altoona
43	Chris Johnson *	LB	So.	5-11	206	Frederick, Md. / Thomas Johnson
44	Cody Fleming *	LB	Jr.	6-1	212	Pennsburg / Upper Perkiomen
45	Cortlin Dell	LB	Fr.	6-0	230	Spring Grove / Spring Grove
46	Drew Sneeringer	LB	Jr.	6-2	216	Hanover / South Western
47	Chad Miller	DB	Fr.	6-0	167	Greencastle / Greencastle-Antrim
48	Jared Adams	DB	Fr.	5-9	164	Owings Mills, Md. / Huntington
49	Josh Kramarenko	HB	So.	6-0	209	Telford / Souderton
50	Sean Sadosky	LB	R-Fr.	6-1	233	Saint Mary's / Saint Mary's
51	Chase Fleming	LB	R-Fr.	6-0	212	Pennsburg / Perkiomen Valley
52	K.J. Roselle	DL	Fr.	6-1	279	Newark, Del. / Pencader Charter
53	Blake Kreider	OL	Fr.	6-0	248	Manheim / Manheim Central
54	Steve Hohenwarter ***	OL	Sr.	6-2	264	Landisville / Hempfield
55	Theo Davis	LB	R-Fr.	6-2	208	Chalfont / Central Bucks South
56	John Garnier	DL	Jr.	6-0	256	Tobyhanna / Pocono Mountain West
57	Doug Randall	OL	R-Fr.	6-1	292	Lewistown / Lewistown (Temple)
58	Pat Walsh	DL	Fr.	6-1	250	Ijamsville, Md. / Good Counsel
59	Caleb Morris	DL	R-Fr.	6-1	239	Cumberland, Md. / Fort Hill
60	Brandon Robinson	OL	R-Fr.	6-3	280	Mont Alto / Waynesboro
61	Tyler Fairchild	OL	R-Fr.	5-11	291	Shippensburg / Shippensburg

No.	Name	Pos.	Yr.	Ht.	Wt.	Hometown/High School
62	Bobby Mullen **	OL	Jr.	6-2	262	Philadelphia / North Catholic
63	Earl Griffiths	OL	R-Fr.	5-10	268	Upper Darby / West Philadelphia Catholic
64	Justin Bloom *	OL	So.	6-2	260	Lancaster / Hempfield
65	Nick Merritt	OL	Fr.	6-3	312	Wexford / Pine-Richland
66	Shay Ceglar *	OL	So.	6-0	239	Port Matilda / State College
67	Anthony Huber	LB	Fr.	6-0	197	Denver / Garden Spot
68	Matt Beauregard	OL	Fr.	6-1	277	Lancaster / Manheim Township
69	Steve Owens	LB	Fr.	6-2	176	Philadelphia / Father Judge
70	Jon McCollough	OL	Fr.	6-2	285	Rose Valley / Strath Haven
71	Wes Hurley	OL	Fr.	6-4	303	Jim Thorpe / Jim Thorpe
72	Tim Latham	OL	R-Fr.	6-4	288	Quarryville / Solanco
73	Chris Restino *	OL	Jr.	6-1	261	Fredericksburg, Va. / Riverbend
74	Andrew Lesagonicz	OL	R-Fr.	6-1	282	Laureldale / Muhlenberg
75	Tyler Morral	OL	Fr.	6-3	291	Everett / Everett
76	David Beale	OL	R-Fr.	6-3	229	Mechanicsburg / Cumberland Valley
76	Cory Cowdery	DL	Fr.	6-2	253	Perkasie / Pennridge
77	Jason Brady *	OL	So.	6-2	300	Hanover / Delone Catholic
78	Carlos Mera-Aguilar	OL	Jr.	6-6	300	Harrisburg / Bishop McDevitt
79	Sam Roman	OL	R-Fr.	6-3	273	Lititz / Warwick
80	Sam Mason	WR	Fr.	6-0	199	Williamsport / Williamsport
81	Alex Kuljian	TE	R-Fr.	6-4	238	Temecula, Cal. / Great Oak
82	Brian Heitz	TE	Sr.	6-3	240	New Holland / Garden Spot
83	Zach Kinney	WR	So.	6-0	184	Temecula, Cal. / Great Oak (Mt. San Jacinto)
84	Lance Kopp	WR	R-Fr.	6-2	183	Ephrata / Ephrata
85	Daniel Wheeler	TE	Fr.	6-2	235	Lewistown / Lewistown
87	Trevor Harman	WR	R-Fr.	6-2	190	Mechanicsburg / Cumberland Valley
88	Will Killeen	WR	So.	6-0	200	Phoenixville / Phoenixville
89	Mike Schmidt	LB	So.	6-4	211	Levittown / Harry S Truman
90	Rodney Baltimore	DL	Jr.	6-1	317	Harrisburg / Harrisburg (Lackawanna)
91	Kurt Walker	DL	Fr.	6-3	247	Osceola Mills / Philipsburg-Osceola
92	Dainen Green *	DL	So.	6-2	232	Glassboro, N.J. / Glassboro
93	Jack Gallagher	DL	Fr.	6-3	226	Philadelphia / Roman Catholic
94	Nick Johnson	DL	Fr.	6-2	256	Philadelphia / Imhotep Institute Charter
95	Chris Stewart	DL	Fr.	6-1	270	Collegeville / Perkiomen Valley
96	Mark Kahlil Smith **	DL	Jr.	6-0	277	Wynnewood / Lower Merion
97	Joe Perkins	DL	R-Fr.	5-10	247	Reisterstown, Md. / Franklin (CCBC)
98	Saeed Khateeb *	DL	Jr.	6-4	251	Birdsboro / Daniel Boone (IVP)
99	Jake Metz *	DL	So.	6-7	241	Harleysville / Souderton

\* Indicates letters won.

Pronunciation Guide

1	TAY-mur Harris	25	Alex de-FUHR-e-uh	81	Alex COOL-jen
3	JARE-ull Cole	33	Vinnie ruh-KNOT-oh	82	Brian HEIGHTS
5	Kevin HAIR-edd	54	Steve ho-hen-wart-er	98	SY-eed CUH-teeb
13	Pat SHOOL	56	John gar-NEER	Head coach	Mark muh-CHESS-key
18	Zach ZOOL-ee	66	Shay SEGUE-lur	Asst. coach	Mike yure-CHICH
24	Mike fruh-NET	74	Andrew lez-uh-GONE-itch	GA coach	A.J. RISE-igg



Mike Frenette

### HALFBACK

Losing the prowess of two-time All-PSAC halfback and all-purpose juggernaut Kevin Marshall will be difficult to withstand, but two important returning players are prepared to increase their productivity and make a significant impact at halfback.

Senior **Roshaan McCain** needs 106 rushing yards to eclipse 1,000 in his collegiate career. When given the ball, McCain has a tendency to break a big play – averaging 5.8 yards per carry through 153 career rushes. He has also scored 13 career touchdowns in 33 games with the Red Raiders.

Junior **Mike Frenette** is a difference maker, simply put. His speed and versatility are vital – whether as a slashing runner or as a shifty pass catcher. In two years, Frenette has racked up 1,609 all-purpose yards – including 641 on the ground and 841 as a pass catcher. Through 21 career games, Frenette has averaged 5.3 yards per carry and 18.3 yards per reception – scoring 14 combined touchdowns.

Another name to watch is **Sheldon Mayer**, who joined the team last spring and impressed with his work ethic. In the Spring Game, Mayer earned a game-high 18 carries, running for 52 yards and a touchdown.

The large group of true freshmen ready to challenge for immediate playing time includes **Gregg Adamson** (Upper Moreland), and **Blair Brooks** (Conestoga).

### FULLBACK

Redshirt junior **Kevin Herod** is a two-time All-PSAC performer who has led the team in rushing in both of his years on the active roster – totaling 1,287 yards and 10 touchdowns in two seasons. He is a positive, downfield runner who leads by example. In fact, Herod has only had 23 negative rushes through 322 career carries (seven percent).

Junior **Pat Schuhl** has also made the most of his opportunities over the last two years spelling Herod and adding extra punch from the backfield. In 11 games last season, Schuhl earned 54 carries – running for 187 yards and his first career touchdown. He has totaled 280 rushing yards through 66 career attempts.

Redshirt sophomore **Josh Kramarenko** is one of the most respected players on the team for his determination and work ethic. He has rotated between linebacker and fullback during his tenure. Kramarenko was also voted the Special Teams Player of the Year by his peers.

Another player who will be vying for time at fullback this season is redshirt freshman **Cody Plesnar**, who is transitioning from tight end.

### WIDE RECEIVER

Shippensburg's core trio of wide receivers entered the 2010 season with three career receptions. By the end of the season, the same group finished with 47 receptions for 1,034 yards and eight touchdowns. All three men are back in 2011 for their junior seasons.

True junior **Bryan Barley** was impressive when split out wide in 2010 – finishing the season with a team-high 654 receiving yards and five touchdowns. He averaged a phenomenal 25.2 yards per reception and hauled in 26 passes during the season.

Redshirt junior **Jacob Baskerville** emerged as a pass-catching option last season and caught his first career touchdown pass on the road at Kutztown. Baskerville had at least one reception in 10 of the team's 11 games last year.

Fellow redshirt junior **Taimur Harris** impressed in the season opener against Shepherd and has the talent to be a dangerous weapon in the passing game. He will continue to work his way up the depth chart after tallying five catches for 129 yards last season.

Another veteran returner is **Will Killeen**, who has yet to suit up in a game but has been a valuable contributor in practice.

In addition to the incumbents, there are several other intriguing candidates who could rise up the depth chart during the preseason.

Sophomore **Zach Kinney** transferred into the program last spring from Mount San Jacinto College in California. In the Spring Game, Kinney had four receptions and two rushes. He figures to compete for playing time this season.

Redshirt freshman **Trevor Harman** was a touted recruit coming out of Cumberland Valley High School and will be entering his first full season with the team. Harman was earning significant reps early in the 2010 camp. Another returning player fresh off a redshirt campaign is **Lance Kopp**.

### TIGHT END

Previous senior tight ends Mark Rossi and Jake Biondi have stepped up as veterans in 2009 and 2010, respectively. This year, senior co-captain **Brian Heitz** will fill a leadership role while being the favorite to take the field as the regular tight end.

Heitz has missed just one game in three seasons, appearing in 33 contests as the backup to either Rossi or Biondi. Last year, Heitz set new career highs with 11 receptions for 171 yards and a touchdown. He continues to be a solid blocker and special teams player for the Red Raiders.

Redshirt junior **Nik Rosenberry** began his Red Raider career as a defensive lineman before transitioning to tight end in 2010. The Altoona native had one reception last season.

Redshirt freshman **Alex Kuljian**, who attended the same high school in California as wide receiver Zach Kinney, has strong expectations after his redshirt season.

Among the true freshmen arriving in camp this fall is **Daniel Wheeler** (Lewistown).

### OFFENSIVE LINE

Six letterwinners, including four starters, return from last year's group. The offensive line features arguably the most experience of any returning position, and their veteran mindsets will be important from the first snap of the preseason through the final whistle of the campaign.

Redshirt senior **Steve Hohenwarter** is back and will likely anchor the left tackle spot. Hohenwarter, an All-PSAC East Second Teamer last year, missed the final three games due to injury but posted a season grade-out near 70 percent. He provides much-needed protection to the quarterback's blind side and should be ready to roll this season.

Brian Heitz



Shippensburg begins a new era in 2011 with a new head coach, new offensive coordinator, new home uniforms and a fresh outlook for the upcoming season.

Mark "Mac" Maciejewski takes over for Rocky Rees, who retired after last season. Coach Mac has been an assistant coach with the Red Raiders for 12 seasons, including the past five as Shippensburg's assistant head coach and primary instructor to the secondary.

"I have my ideas of what I want to do with the program and I'm excited about starting that challenge," Maciejewski said. "These players are excited about turning the page, moving forward and working hard."

Mike Yurcich, who served as the offensive coordinator and quarterbacks coach for the last five seasons at Edinboro University, assumes the same role with the Red Raiders. SU will boast multiple offensive sets this season as it expands on the Wing-T.

The schedule will be filled with challenges.

SU has four opponents on its schedule ranked among the nation's Top 25 teams per the preseason poll released in June by The Sporting News. Those schools are #8 Mercyhurst (2010 PSAC champions), #10 Bloomsburg (2010 PSAC East champions), #14 Shepherd (2010 NCAA Semifinalists) and #21 Kutztown. All four teams are fresh off postseason berths.

Shippensburg's first five opponents in 2011 combined for a 39-20 record last season. That group includes nationally-ranked Shepherd and Kutztown along with private school opponents C.W. Post and Gannon, who both finished above .500 in 2010.

Shippensburg returns 31 letterwinners from last season, but there will be battles for starting spots across the board.

### QUARTERBACK

The quarterback position will be closely watched during the preseason.

The only returning letterwinner who saw time at quarterback last season is **Steven Adams**, a redshirt junior who took over the starting job in the season opener and never relinquished that role for the remainder of the campaign.

Adams completed 51 percent of his passes for 2,205 yards, throwing 17 touchdowns and 15 interceptions. His passing prowess was a significant factor in the Red Raiders finishing the season with 3,993 yards of total offense – the seventh-largest single-season total in school history.

Three quarterbacks who took snaps in the spring remain on the roster: redshirt sophomore **Zach Zulli**, redshirt junior **Jeff Tomasetti** and redshirt freshman **Dillon Mazzoni**.

Zulli was a letterwinner as the team's primary punt returner last season, averaging more than eight yards per return in 11 opportunities. In the Spring Game, Zulli completed 13-of-17 passes for 92 yards and a touchdown.

Tomasetti was forced to sit out the season due to injury but has been a valuable leader and role model during his Red Raider tenure. He completed some snaps under center as a redshirt freshman during the 2009 season. In the Spring Game, Tomasetti was 14-of-21 for 136 yards.

Mazzoni completed his redshirt year in 2010 after throwing for over 1,200 yards in his senior season at Melbourne High School in Florida. He was 8-of-12 in the Spring Game, throwing for 46 yards and a touchdown.

Challenging these four returners during the preseason will be a group of freshmen that includes **Chris Lawshe** (James Caldwell [NJ]) and **Chase Moyer** (Manheim Central).

Transitioning to the defensive line will be redshirt junior **John Garnier**, who has previously served as the backup center on the offensive line. Garnier has appeared in three games over the last two seasons.

Redshirt sophomore **Caleb Morris** has rotated between the offensive line and defensive line during his tenure with the team but made an impression in the Spring Game after recording six tackles (including two for loss). Sophomore **Mike Schmidt** will alternate as a lineman and linebacker in his second full season with the team. Schmidt appeared in a handful of contests last season. **Joe Perkins** joined the team in the spring and will attempt to make an impact. **Rodney Baltimore** is a junior transfer from Lackawanna College.

The list of freshmen fighting for immediate playing time will be **Cory Cowdery** (Pennridge), **Jack Gallagher** (Roman Catholic), **K.J. Roselle** (Pencader Charter [Del.]), **Chris Stewart** (Perkiomen Valley) and **Kurt Walker** (Philipsburg-Osceola).

## LINEBACKERS

Shippensburg has maintained a tradition of producing valuable linebackers and recent history is no different. SU has had at least one All-PSAC linebacker in eight of the last 10 seasons, including nine since 2003.

This year, four key figures return to pack a punch from the middle of the defense.

Senior co-captain **Vinnie Ranauto** earned All-PSAC Eastern Division Second Team recognition last season after ranking second on the squad with 65 tackles in addition to a pair of interceptions. Ranauto had at least three tackles in nine of his 10 games and has totaled nearly 150 tackles through three solid seasons with the Red Raiders.

Redshirt junior **Cody Fleming** has been a fearsome linebacker in his own right with a tendency for some bone-jarring hits. Fleming has made 117 tackles through 22 career games and has amassed almost 17 tackles for loss during that span. He averaged over six tackles per game last season and will be another valuable starter in the middle.

Redshirt sophomores **Drew Sneeringer** and **Chris Johnson** developed well during their debut seasons and will be competing for starting positions this year. Sneeringer was a special teams regular but also contributed off the bench, appearing in every game. Johnson appeared in all 11 games and filled in at linebacker when called upon. He made 15 tackles, including one sack.

A number of returning redshirt players will be challenging for playing time this season. Among the returning freshmen are **Sean Sadosky**, **Chase Fleming**, **James Brennan**, **Brian Sourber**, and **Theo Davis**.

Several freshmen are seeking to make a strong impression in preseason camp. Among the group of newcomers is **Cortlin Dell** (Spring Grove) and **Steve Owens** (Father Judge).

## SECONDARY

It is safe to say that there will be a whole lot of athletes competing for prime real estate on the secondary depth chart. At least 11 returning players are back, but a large group of freshmen will be nipping at their heels. The competition during the preseason will be rampant – but particularly in the secondary.

Three redshirt sophomores lead the group of returners. The first is **Avery Coleman** – who earned a starting role in his debut season and finished the campaign with 20 tackles and two pass breakups. He will be among the leading returners.

Classmate **Mike Goode** served as a “utility” back in his debut season and played in 10 games, missing only the season opener. Goode made 16 tackles overall but had a breakout performance in a start against Bloomsburg where he picked up seven solo stops.

At safety, **Tyriq Kershaw** performed admirably during his debut season with 40 tackles from the secondary – including 2.5 for a loss. He continues to develop as a valuable member of the defensive backfield and forced two fumbles a season ago because of his jarring hits.

Redshirt junior safety **Corey Hunt** is also back and has been a valuable asset at safety over the last two years. Hunt tallied 26 tackles in the six games that he played last season.

Redshirt senior **Bryan Culler** was not granted a letter last season due to playing in just five games but ended up tied for the team lead with two interceptions after a memorable effort at East Stroudsburg late in the year.

Yet another sophomore, **Kyle Karpinski**, did not see game action but hopes to ruse up the depth chart during the preseason.

A group of redshirt freshmen will be competing for playing time and could even crack the starting lineup. **James Cooper** has great athleticism and a strong vertical leap – he impressed with five tackles in the Spring Game. **Marcus Cooper** also contributed five tackles in the Spring Game.

**Kyle Kush** played briefly at the beginning of the season to serve as the holder on kick attempts but was granted a redshirt due to the brief period of time in which he played. Kush and **Trevor Mack** each contributed four tackles in the Spring Game. Mack could also be a big factor this season.


Among the freshmen expecting to make an impact are **Phil Boyd** (Coatesville), **Eric Cofer** (Severna Park (Md.)), **Nick Diller** (Red Land), **Maurice Harris** (Furness), **Darius Howard** (Penn Manor), **Chad Miller** (Greencastle-Antrim), and **Brandon Robles** (Downingtown East).

## SPECIAL TEAMS

Sophomore **Drew Newcomer** made all five of his field goal attempts last season, including a team-long of 35 yards, but converted just 14 of 20 extra-point attempts. Redshirt sophomore **Nate Schmidt** averaged 35 yards per punt last season through 53 boots and was 3-of-6 on field-goal attempts. He was 10 of 12 on PATs.

The team has lost all-purpose yardage institution Kevin Marshall, who finished his career ranked among the school's all-time Top 10 for the category. **Mike Frenette** had 127 kick return yards last season and could be an option along with **Bryan Barley**. **Zach Zulli** led the team last year with 91 yards on punt returns and is back this season. Many options will be tried out in camp.

Vinnie Ranauto



# PLAYERS



**BRIAN HEITZ** CO-CAPTAIN

TE • R-Senior • 6-3 • 240  
New Holland/Garden Spot

**82**

**2010 (R-Junior):** Slotted nicely into the role as the second tight end while continuing to fill roles as a blocker and special teams player... played in 10 games before missing the final week due to injury... thrived in a home victory against Millersville, setting career-highs with four receptions and 71 receiving yards while scoring his first collegiate touchdown... had at least one catch in four games... also had four receptions in a home game against Gannon... graded out above 60 percent with his blocking responsibilities along the offensive line, earning particular merits for his work against Cheyney and West Chester.

**2009 (R-Sophomore):** Expanded his role as a valuable reserve tight end, blocker and special teams player for the Red Raiders... appeared in all 12 games... caught two passes during the season, including a season-long reception of 31 yards against Kutztown... graded out at 63 percent for the regular season... took the field for a season-high 21 snaps at Millersville... converted all five blocking attempts against Kutztown.

**2008 (R-Freshman):** Made his debut with the Red Raiders by appearing in all 11 games as a reserve tight end and a member of the special teams... served as a tight end and an offensive lineman for 92 snaps during the season and graded out at 54 percent... appeared on offense in eight games during the season.

**2007 (Freshman):** Redshirt season.

**Garden Spot High School:** Earned two letters as a tight end and defensive end, finishing his high school career and finished under head coach Matt Zamperini... received first-team honors on offense and defense as a senior... picked to play in the Tri-County all-star game as a starting tight end... served as a team captain in his senior season... led the team in sacks (13.5) as a junior... also earned letters in baseball as a first baseman and track and field as a discus thrower.

**Personal:** Full name is Brian Richard Heitz... is the son of Tim and Julie Heitz... majoring in criminal justice.

Receiving	G	Rec	Yds	Avg	TD	LG
2008	11	0	0	0.0	0	0
2009	12	2	39	19.5	0	31
2010	10	11	171	15.5	1	31
<b>Career</b>	<b>33</b>	<b>13</b>	<b>210</b>	<b>16.2</b>	<b>1</b>	<b>31</b>



**VINNIE RANAUTO** CO-CAPTAIN

LB • Senior • 6-0 • 217  
Bear, Del./Caravel Academy

**33**

**2010 (Junior):** Continued his exemplary work as a linebacker for the Red Raiders... named to the All-PSAC Eastern Division Second Team squad as a linebacker... finished second on the team in tackles with 65, a total that includes 41 solo stops... tied for the team lead with two interceptions... recorded five pass defenses and three pass breakups... totaled at least three tackles in nine of his 10 games... missed one game due to injury... amassed a career-high 11 tackles in back-to-back weeks against Clarion and C.W. Post... tallied seven solo tackles against Shepherd, Clarion and Lock Haven... achieved both of his interceptions in the season opener against Shepherd, returning one for 33 yards... picked up at least one half of a tackle for loss in six games... had one quarterback hurry.

**2009 (Sophomore):** Appeared in all 12 games for the Red Raiders at linebacker while starting in six of the final seven games of the season... thrived at the SAM linebacker spot... became an integral regular... ranked second on the squad with 60 tackles (30 solo, 30 assists)... recorded at least two tackles in every game... intercepted two passes and returned each four yards... amassed 8.5 tackles for loss (including 2.5 sacks)... recovered fumbles against Shepherd and Cheyney... tallied three quarterback hurries and two pass breakups... named PSAC Eastern Division Defensive Player of the Week on October 11 in just his second-ever start after totaling a career-high nine tackles (including a career-high eight solo stops) along with an interception, 2.5 tackles for a loss and a sack against Kutztown... totaled eight tackles against Edinboro... tallied nine tackles in two games against nationally-ranked California.

**2008 (Freshman):** Wasted no time making an immediate impact as one of just five true freshman to make an appearance for the Red Raiders... came off the bench in the final nine games of the season... recorded 19 tackles during the season as a solid reserve... ripped down a runner at Kutztown for a five-yard loss... tallied three other tackles against the Golden Bears... turned in a season-high seven tackles in season finale at Mercyhurst... made three tackles in his collegiate debut at East Stroudsburg.

**Caravel Academy:** Led the Buccaneers to four straight state championship games... played for head coach Mike Aruanno... named first team All-State at fullback and linebacker as a senior... finished his career with over 450 tackles... credited with 98 tackles, including 60 solo as a senior... had nine tackles for loss, three interceptions, two forced fumbles and one fumble recovery... also selected first team All-State at linebacker as a junior... chosen to play in the 2008 Blue-Gold Delaware All-Star Game... led the state in scoring with 166 points as a senior, totaling 26 touchdowns, 18 rushing and eight receiving, while adding five two-point conversions... compiled 1,037 yards rushing and 16 receptions for 359 yards... received the George Schollenberger Memorial Award as the state's scoring champion at the Delaware Sportswriters and Broadcasters Association banquet... was named 2008 Delaware Male Athlete of the Year by Delaware Sports... an outstanding blocker, helped teammates Travis Perez and Deveon Smith combine for nearly 900 yards rushing and five touchdowns... co-captained Delaware Blue All Stars with current Red Raider Jeff Tomasetti... also an outstanding wrestler, as he won three consecutive state titles and was a two-time Beast of the East All American... recognized in the top ten as a senior at 189 pounds and was ranked No. 11 in the nation at 189 pounds by



InterMat... ranked at No. 7 in the nation at 171 pounds as a sophomore... became the state's all-time leader in victories with 173 on Jan. 26, 2008 and finished with 182... received Academic All-State honors in football and wrestling... named Male Senior Athlete of the Year at Caravel Academy.

**Personal:** Full name is Vincenzo A. Ranauto... is the son of Rich and Sherry Ranauto... has one brother, Anthony, and three sisters, Jenna, Jessica and Marissa... majoring in management information systems.

Defense	G	UT	AT	TT	TFL	Sacks	Int	PBU	FF	FR
2008	9	9	10	19	1.0-5	0.0-0	0-0	1	0	0
2009	12	30	30	60	8.5-38	2.5-18	2-8	2	0	2
2010	10	41	24	65	5.5-9	0.5-3	2-33	3	0	0
<b>Career</b>	<b>31</b>	<b>80</b>	<b>64</b>	<b>144</b>	<b>15.0-52</b>	<b>3.0-21</b>	<b>4-41</b>	<b>6</b>	<b>0</b>	<b>2</b>



**STEVEN ADAMS**

QB • R-Junior • 6-5 • 217  
Cedar Grove, N.J./Cedar Grove

**17**

**2010 (R-Sophomore):** Emerged as the starting quarterback after a successful relief appearance in the season opener against Shepherd and never lost the job...averaged more than 200 passing yards per game...threw at least one touchdown pass in nine of the team's 11 games, totaling 17 for the season...set career highs with 343 passing yards at East Stroudsburg and four passing touchdowns at Lock Haven...threw a season-long 64-yard touchdown pass at West Chester...completed 51 percent of his passes...achieved multiple touchdown passes in five games...compiled an efficiency rating of 130.5.

**2009 (R-Freshman):** Made his collegiate debut with an appearance in home victory over Lock Haven...completed two of his three pass attempts for 13 yards, including a long of eight yards...compiled a 103.1 efficiency rating...played under center for two drives.

**2008 (Freshman):** Redshirt season.

**Cedar Grove High School:** Played for head coach Ed Sadloch's Panthers while competing in the Colonial Hills Conference...helped lead Cedar Grove to two New Jersey state football championships...passed for more than 2,000 yards during high school career while connecting on 29 touchdown strikes...also rushed for three touchdowns on the ground...served as team captain during senior season...named first team all-conference during both junior and senior campaigns...named an all-state, all-county and all-area selection following senior season...also a member of the Panthers basketball team, scoring more than 1,000 points.

**Personal:** Full name is Steven Robert Adams...is the son of Thomas and Susan Adams...majoring in history.

Passing	G	Att	Cmp	Pct	Yds	TD	Int	Lg	Eff
2009	1	3	2	66.7	13	0	5	8	103.1
2010	11	136	266	51.1	2205	17	15	64	130.5
<b>Career</b>	<b>12</b>	<b>138</b>	<b>269</b>	<b>51.3</b>	<b>2218</b>	<b>17</b>	<b>15</b>	<b>64</b>	<b>130.3</b>



**BRYAN BARLEY**

WR • Junior • 5-11 • 174  
Berwyn/Conestoga

**2**

**2010 (Sophomore):** Emerged as a big-play threat and reliable receiver for the Red Raiders in his second season...led the team with 654 receiving yards while playing in all 11 games...averaged an impressive 25.2 yards per catch...tallied 26 receptions, scoring five touchdowns...accrued 67 return yards to rank third on the team in all-purpose yards...made an immediate impact with 101 receiving yards and a pair of touchdown catches in the season opener against Shepherd...set career highs with seven receptions and 138 receiving yards in a victory at East Stroudsburg...hauled in three passes for 98 yards against C.W. Post...recorded touchdown receptions of 60 yards at West Chester, 49 yards at Lock Haven and 44 yards against Cheyney...had at least one reception in all 11 games...paced Shippensburg with 23 receptions of 10 or more yards.

**2009 (Freshman):** Immediately contributed to the Red Raiders in his first year with the program, appearing in all 12 games and making one start at split end against Lock Haven...emerged as a viable return specialist...returned 16 kickoffs, second-most on the team, for a total of 367 yards (23.0 ypr)...averaged 10 yards on a total of six punt returns...broke out for a 61-yard kickoff return in the season opener at Shepherd...totaled 173 return yards against Millersville, including a 41-yard kickoff return and a 40-yard punt return...took two handoffs during the season and totaled 27 yards...caught one pass in the season opener for eight yards...recorded one solo tackle.

**Conestoga High School:** Named First Team All-Central League and First Team All-Main Line at the wide receiver position after competing for head coach John Vogan...led his team in receptions (24) and receiving yards (401) while averaging 16.7 yards per catch as a senior...scored three receiving touchdowns...ran for 218 yards on 23 carries, averaging 9.5 yards per rush and scoring three rushing touchdowns...also thrived as a kick returner, scoring four touchdowns on returns...played defensive back as well for the Pioneers...also competed in track and field.

**Personal:** Full name is Bryan Andrew Barley...is the son of Steve Barley and Karen Nace...majoring in business administration.

Receiving	G-GS	Rec	Yds	Avg	TD	LG
2009	12-1	1	8	8.0	0	8
2010	11-1	26	654	25.2	5	60
<b>Career</b>	<b>23-2</b>	<b>27</b>	<b>662</b>	<b>24.5</b>	<b>5</b>	<b>60</b>

All-Purpose	G	Rush	Rec	PR	KR	Total
2009	12	17	8	60	367	452
2010	11	0	654	6	61	721
<b>Career</b>	<b>23</b>	<b>17</b>	<b>662</b>	<b>66</b>	<b>428</b>	<b>1173</b>



**JACOB BASKERVILLE**

WR • R-Junior • 6-2 • 204  
Pottstown/Pottsville

**7**

**2010 (R-Sophomore):** Increased his playing time and served as one of the team's primary receivers...had at least one reception in 10 of the team's 11 games...scored his first career touchdown on a slant pass at Kutztown...finishing the game with career highs of three receptions and 59 yards...matched his career high in receptions with three against Millersville, totaling 54 yards...caught a 42-yard pass against Cheyney...wrapped up the season with a 29-yard touchdown reception against Lock Haven.

**2009 (R-Freshman):** Appeared in eight games for the Red Raiders in his debut season as a split end...totaled two receptions for 17 yards during the season...brought in a season-long reception of 12 yards against Millersville...also caught a pass for five yards against Lock Haven...averaged 8.5 yards per catch.

**2008 (Freshman):** Redshirt season.

**Pottsville High School:** Named to the Schuylkill County Football Coaches Association South All-Star Team as an Honorable Mention selection at wide receiver...was also a second team selection as a defensive back...played for head coach Kevin Keating...totaled seven receptions for 79 yards and one touchdown, including a season-long of 34 yards...averaged 11.3 yards per catch...finished his two-year career as a defensive back with 125 tackles, eight pass breakups and four interceptions...recorded one punt return touchdown of 58 yards against Exeter...totaled 105 punt return yards and one touchdown as a senior...on defense, totaled 38 tackles (14 solo, 24 assisted)...totaled two pass breakups and one sack for five yards...also recorded a team-high two interceptions and two fumble recoveries...had 11 tackles in a 12-7 victory at Blue Mountain on September 14...totaled 87 tackles as a junior, including 27 solo...also had six pass breakups, two interceptions, two fumble recoveries and one forced fumble...had one reception for six yards...team finished 13-3 overall in 2006 while winning its third-straight District XI AAA championship and second consecutive PIAA AAA Eastern championship...Crimson Tide advanced to the PIAA state championship game.

**Personal:** Full name is Jacob Daniel Baskerville...is the son of Claude and Patrice Baskerville...majoring in exercise science.

Receiving	G-GS	Rec	Yds	Avg	TD	LG
2009	8-0	2	17	8.5	0	12
2010	11-0	16	261	16.3	2	42
<b>Career</b>	<b>19-0</b>	<b>18</b>	<b>278</b>	<b>15.4</b>	<b>2</b>	<b>42</b>



**JUSTIN BLOOM**

OL • R-Sophomore • 6-2 • 260  
Lancaster/Hempfield

**64**

**2010 (R-Freshman):** Took to the field for over 100 snaps along the offensive line during his first season of competition with the Red Raiders, logging eight games played...registered blocking grades of 56 percent for the season...participated in over 20 snaps against West Chester and Kutztown...posted grade-outs over 70 percent against C.W. Post and Lock Haven.

**2009 (Freshman):** Redshirt season.

**Hempfield High School:** Completed a stellar career under head coach Bob Forgrave as an anchor along the offensive line...named a Section I All Star as a junior and a senior for the Black Knights...earned an award as the Lancaster-Lebanon Quarterback Club Lineman of the Week while his squad posted an 8-3 record in his senior season.

**Personal:** Full name is Justin Ryan Bloom...is the son of Les Bloom Jr. and Beverly Bloom...majoring in finance.





**JASON BRADY**

OL • R-Sophomore • 6-2 • 300  
Hanover/Delone Catholic

**77**

**2010 (R-Freshman):** Became a reliable member of the offensive line with the Red Raiders, primarily at the tackle positions...posted a grade-out of 60 percent for the season...was a regular contributor over the final six games...made starts in the final three contests of the season against Millersville, East Stroudsburg and Lock Haven...completed his collegiate debut against West Chester with 17 snaps, grading out above 70 percent...worked more than 80 snaps against East Stroudsburg... had great success in the season finale at Lock Haven, posting a 68 percent grade-out through 63 snaps.

**2009 (Freshman):** Redshirt season.

**Delone Catholic High School:** Served as a two-way All-Star under head coach Steve Wiles... chosen as a 2008 AP First Team All-State selection as a lineman...played offensive tackle and defensive tackle... named to Daily Record and Evening Sun First Teams on both sides of the ball...helped pave way for Delone rushers to gain 3,057 yards on 482 carries... on defense registered 85 tackles, including three sacks and a recovered fumble...named First Team All-League as a junior and named to the Gettysburg Times All-Star Team...won three letters with the Squires...recorded 150 tackles over the course of his career... concluded career as two-time league champions, two-time City Cup champions and was a district champion as a junior.

**Personal:** Full name is Jason Matthew Brady ...is the son of Tony Brady and the late Lori Brady...majoring in criminal justice...uncle Pat was an All-American linebacker at East Stroudsburg...brother Nicholas plays pro basketball in Europe.



**SHAY CEGLÄR**

OL • R-Sopomore • 6-0 • 240  
Port Matilda/State College

**66**

**2010 (R-Freshman):** Settled into the role of the team's long snapper for all special teams situations...provided solid downfield coverage on kicks, recording tackles in five different games...achieved solo tackles Gannon, Bloomsburg and C.W. Post...saw time on the offensive line versus Cheyney.

**2009 (Freshman):** Redshirt season.

**State College High School:** Earned two letters as a center for the Little Lions under head coach Al Wolski while competing in the Mid-Penn conference...earned honorable mention at center...accepted an invitation to compete in the Lezzer-Lumber game...competed on an undefeated regular-season squad that won a district championship... also wrestled and competed in track and field.

**Personal:** Full name is Shay Nelson Ceglär ...is the son of Raymond and Kelly Ceglär...majoring in mathematics.



**JERYL COLE**

FB • R-Sophomore • 5-11 • 202  
Baltimore, Md./Patterson

**3**

**2010 (R-Freshman):** Appeared in six games for the Red Raiders in his debut season...earned a start in the season finale at Lock Haven... averaged 7.5 yards per carry...totaled 45 yards on six rushes...hailed in four receptions for 27 yards...played in the final four games of the season...ran for a season-high 24 yards against Lock Haven...caught three passes for 22 yards at Kutztown.

**2009 (Freshman):** Redshirt season.

**Patterson High School:** Earned four letters for the Clippers under head coach Corey Johnson...starred as a halfback and a linebacker... totaled 3,800 career yards...scored 25 touchdowns...made 55 tackles and had three interceptions on defense as a senior...ran a 4.36 at a scouting combine...selected as a Metro All Star in his senior year...was a two-time Baltimore wrestling champion and placed third in the state as a senior...also competed in track and field.

**Personal:** Full name is Jeryl Anthony Cole...is the son of Anthony Rasheed and Cheryl Wiley...major is currently undeclared...has three siblings: Jessica Riley, who attended Kansas; Shauna Johnson, who attended St. Augustine and Janico Royal, who attended Eastern Tech High School in Baltimore...his uncle, Cliff Riley, was a track star at Kansas in the 80s who won the 400 meters at the Pan American Games in 1983.

Rushing	G	Att	Gain	Lost	Net	Avg	TD	LG
2010	6	6	45	0	45	7.5	0	18
<b>Career</b>	<b>6</b>	<b>6</b>	<b>45</b>	<b>0</b>	<b>45</b>	<b>7.5</b>	<b>0</b>	<b>18</b>



**AVERY COLEMAN**

DB • R-Sophomore • 5-10 • 182  
Media/Penncrest

**21**

**2010 (R-Freshman):** Immediately became an integral member of the secondary during his first full season on the field...was the only member of the secondary to start all 11 games...totaled 20 tackles, a number that includes 17 solo stops...set single-game career highs of four tackles against West Chester and Millersville...had at least one tackle in eight games...recorded two pass defenses and two pass breakups.

**2009 (Freshman):** Redshirt season.

**Penncrest High School:** Excelled as an explosive defensive back for the Roaring Lions under head coach Paul Graham...led his team with eight pass break-ups and also totaled 19 tackles through eight games... returned the opening kickoff 94 yards for a touchdown in week 2 of his senior season against Garnet Valley, the 2007 Eastern PA champions...was a halfback on offense and averaged 7.87 yards per carry in 15 rushes during his senior season... totaled 54 career tackles, 14 pass breakups, and three interceptions while totaling 121 rushing yards in his final season...selected for the Delaware County All Star Game as a senior...won three letters...also ran track.

**Personal:** Full name is Avery Myles Coleman...is the son of Wanda Coleman...majoring in accounting.

Defense	G	UT	AT	TT	TFL	Sacks	Int	PBU	FF	FR
2010	11	17	3	20	0.0-0	0.0-0	0-0	2	0	0
<b>Career</b>	<b>11</b>	<b>17</b>	<b>3</b>	<b>20</b>	<b>0.0-0</b>	<b>0.0-0</b>	<b>0-0</b>	<b>2</b>	<b>0</b>	<b>0</b>

INFO

COACHES

OUTLOOK

PLAYERS

REVIEW

PSAC

OPPONENTS

HISTORY

INFO

COACHES

OUTLOOK

PLAYERS

REVIEW

PSAC

OPPONENTS

HISTORY



**BRYAN CULLER**

DB • R-Senior • 6-1 • 184  
Lansdowne/John Bartram  
(Thaddeus Stevens)

**6**

**2010 (R-Junior):** Tied for the team lead in interceptions in his debut season with the Red Raiders...appeared in just five games...thrived at East Stroudsburg with two interceptions...made a solo tackle at Lock Haven...also came off the bench against Shepherd, Clarion and Cheyney.

**2009 (Junior):** Redshirt season at Shippensburg.

**2008 (Sophomore):** Competed his second season for the Seaboard Conference champion Battling Bulldogs of Thaddeus Stevens under Coach of the Year Joe Wysock.

**2007 (Freshman):** Debuted for the Battling Bulldogs of Thaddeus Stevens under head coach Joe Wysock.

**John Bartram High School:** Played defensive back for the Braves under head coach Frank Nalate.

**Personal:** Full name is Bryan Anthony Culler...is the son of Sylvester and Debra Culler...majoring in criminal justice.

Defense	G	UT	AT	TT	TFL	Sacks	Int	PBU	FF	FR
2010	5	1	0	1	0.0-0	0.0-0	2-(-3)	0	0	0
<b>Career</b>	<b>5</b>	<b>1</b>	<b>0</b>	<b>1</b>	<b>0.0-0</b>	<b>0.0-0</b>	<b>2-(-3)</b>	<b>0</b>	<b>0</b>	<b>0</b>



**CODY FLEMING**

LB • R-Junior • 6-1 • 212  
Pennsburg/Upper Perkiomen

**44**

**2010 (R-Sophomore):** Continued to serve as a dependable and fear-some linebacker for the Red Raiders...started in eight of the 10 games in which he played...ranked third on the team with 62 tackles, a number that includes 43 solo stops...amassed eight tackles for loss, totaling 19 yards...registered two quarterback hurries and blocked a kick...opened the campaign with a season-high 11 tackles against Shepherd...had seven solo tackles in each of the first two games, including a sack against Gannon...also recorded 4.5 tackles for loss during that span...totaled four or more tackles in nine of his 10 games...tallied at least one half of a tackle for loss in six games...led the team with 12 tackles on special teams.

**2009 (R-Freshman):** Became an integral force in the linebacker corps in his first full season with the Red Raiders...appeared in all 12 games and finished fifth on the squad in tackles despite not making any starts...was sixth on the team in solo tackles (31) and contributed 24 tackle assists...earned one sack for a loss of eight yards against Lock Haven...finished that contest with 3.5 tackles for loss...amassed 8.5 tackles for loss on the season to rank fourth on the team...had at least one tackle in 11 games...finished with a career-high 12 total tackles against Bloomsburg...tied his season-high of five solo tackles against Bloomsburg and Cheyney...compiled at least four solo tackles in five contests, including games against East Stroudsburg and West Chester.

**2008 (Freshman):** Redshirt season.

**Upper Perkiomen High School:** Finished his career with 304 tackles for an average of 8.7 over the course of his 35-game career...played for head coach Keith Leamer...totaled 11 sacks for 74 yards to go along with one interception...recorded 103 tackles (56 solo, 47 assisted) in his senior year as well as five sacks in 12 games...amassed a career-high 112 tackles (68 solo, 44 assists) and four sacks with one interception in his junior season...as a tailback he totaled 1,429 rushing yards on 159 carries...averaged 9.0 yards per carry for his career and totaled 17 rushing touchdowns, including a career-long of 78 yards...led his team with a per-carry average of 10.7 yards and scored 15 rushing touchdowns in his senior season...ran for 234 yards on just 16 carries with four touchdowns in the season finale against Boyertown while wearing the jersey of fallen teammate Keith Klepac, who died in a car accident.

**Personal:** Full name is Cody Bryan Fleming...is the son of Bryan and Debbie Fleming...has three brothers, Chase, Dalton and Tanner, and one sister, Gianna...Chase is a teammate on the football team...majoring in criminal justice.

Defense	G	UT	AT	TT	TFL	Sacks	Int	PBU	FF	FR
2009	12	31	24	55	8.5-21	1.0-8	0-0	1	1	0
2010	10	43	19	62	8.0-19	1.0-0	0-0	0	1	0
<b>Career</b>	<b>22</b>	<b>74</b>	<b>43</b>	<b>117</b>	<b>16.5-40</b>	<b>2.0-8</b>	<b>0-0</b>	<b>1</b>	<b>2</b>	<b>0</b>



**MIKE FRENETTE**

HB • Junior • 5-9 • 190  
Carlisle/Cumberland Valley

**24**

**2010 (Sophomore):** Started in eight of the nine games in which he appeared during his second season...missed the C.W. Post and Kutztown games due to injury...received the 2010 Chris Heilman World Cup award from the football team...was a difference maker when he was on the field, particularly as a pass catcher out of the backfield...ranked second on the team with a career-high 492 receiving yards and was third on the team with a career-high 25 receptions...tied for the team lead with five receiving touchdowns...ran for 73 yards on just eight carries at Clarion...also hauled in five passes for 108 receiving yards and two touchdowns against the Golden Eagles...set single-game career highs with seven receptions and 118 receiving yards at ESU, scoring two touchdowns...caught SU's longest touchdown pass of the season, a 64-yard strike at West Chester...had at least one reception in all nine of his games played...totaled a season-high 11 rushes and scored both of his rushing touchdowns against Gannon...finished with 22 receptions of 10 or more yards and nine rushes of 10 or more yards.

**2009 (Freshman):** Displayed game-changing ability at tailback in his true freshman season with the Red Raiders...appeared in all 12 games of the season and made 11 starts...averaged 5.6 yards per carry on 75 rushes...totaled 420 rushing yards and had five rushing touchdowns...also averaged 16.6 yards per reception...hauled in 21 passes for 349 yards and two touchdowns...ranked third on the team with 769 all-purpose yards and fourth on the team in scoring...led Shippensburg with 179 total yards in the NCAA playoff game against California (Pa...broke a 74-yard cutback for a touchdown in the same game...scored a 32-yard rushing touchdown and an 18-yard receiving touchdown in the PSAC State Game against California (Pa.)...reached paydirt twice on the ground at Cheyney...took a center screen pass 55 yards for a touchdown against Kutztown...had at least one reception in 10 games.

**Cumberland Valley High School:** Ran for 1,701 yards and averaged 7.7 yards per rush during his senior season for head coach Tim Rimpfel at Cumberland Valley...scored 23 touchdowns...totaled 11 games with at least 100 rushing yards...averaged 17.9 yards per catch on 21 receptions with 377 receiving yards...also played linebacker for the Eagles and totaled 85 tackles (33 solo).

**Personal:** Full name is Michael Scott Frenette...is the son of Gary and Carol Frenette...majoring in accounting.

Rushing	G	Att	Gain	Lost	Net	Avg	TD	LG
2009	12	75	442	22	420	5.6	5	74
2010	9	47	242	21	221	4.7	2	38
<b>Career</b>	<b>21</b>	<b>122</b>	<b>684</b>	<b>43</b>	<b>641</b>	<b>5.3</b>	<b>7</b>	<b>74</b>

Receiving	G	Rec	Yds	Avg	TD	LG
2009	12	21	349	16.6	2	55
2010	9	25	492	19.7	5	64
<b>Career</b>	<b>21</b>	<b>46</b>	<b>841</b>	<b>18.3</b>	<b>7</b>	<b>64</b>

All-Purpose	G	Rush	Rec	PR	KR	Total
2009	12	420	329	0	0	769
2010	9	221	492	0	127	840
<b>Career</b>	<b>21</b>	<b>641</b>	<b>841</b>	<b>0</b>	<b>127</b>	<b>1609</b>



**JOHN GARNIER**

DL • R-Junior • 6-0 • 256  
Tobyhanna/Pocono Mountain W.

**56**


**2010 (R-Sophomore):** Appeared in one game along the offensive line for the Red Raiders...graded out at 82 percent after competing for 11 snaps against Cheyney.

**2009 (R-Freshman):** Took the field for two games in his first season with the Red Raiders...served as the backup center...graded out successfully in all four of his snaps against Lock Haven...manned the center spot for six snaps against Millersville...finished the year with an 80 percent gradeout.

**2008 (Freshman):** Redshirt season.

**Pocono Mountain West High School:** Earned three letters as a center and a defensive tackle with the Panthers in the Mountain Valley Conference under head coach Tim McCarroll...received first-team honors twice as a defensive tackle and once as a center...achieved All-Area honors on offense and defense...also played baseball...graduated in the Top 50 of his class as a member of the National Honor Society.

**Personal:** Full name is John Richard Garnier...is the son of George Garnier...majoring in accounting.





**DAINEN GREEN**

DL • R-Sophomore • 6-2 • 232  
Glassboro, N.J./Glassboro

**92**

**2010 (R-Freshman):** Named to the All-PSAC Eastern Division Second Team squad after thriving in his debut season along the defensive line...started all 11 games along the defensive line, namely as an end...selected as the beneficiary of the Class of 1981 scholarship...totaled 24 tackles, a number that includes 17 solo stops...registered six tackles for loss, totaling 22 yards...among his TFLs were three sacks...recovered two fumbles, returning one 40 yards against Cheyney...recorded two pass breakups and two pass defenses...picked up a season-high five tackles against Millersville...had at least one tackle in 10 of his 11 games...achieved at least one half of a sack in each of the final three games of the season...totaled 4.5 tackles for loss over the same span.

**2009 (Freshman):** Redshirt season.

**Glassboro High School:** Won four varsity letters as an outstanding all-around athlete for the Bulldogs in the Tri-County conference under head coach Herb Neilio...played defensive end and tight end...made 75 tackles, including 24 tackles for a loss, during his senior season along with six sacks and an interception return for a touchdown...earned first-team defensive honors as well as honorable mention on offense...named First Team All-County and First Team All-Group 1 as a defensive end...selected as a South Jersey Touchdown Club Lineman of the Week...won back-to-back championships with a 24-0 record over his final two seasons...thrived as a basketball player and earned second-team honors as a forward...also competed in track and field.

**Personal:** Full name is Dainen Edward Isaiah Green...is the son of Greg Morgan and Shaun Green-Morgan...major is undeclared...his cousin is Gary Brackett, the captain middle linebacker of the Indianapolis Colts.

Defense	G	UT	AT	TT	TFL	Sacks	Int	PBU	FF	FR
2010	11	17	7	24	6.0-22	3.0-15	0-0	2	0	2
<b>Career</b>	<b>11</b>	<b>17</b>	<b>7</b>	<b>24</b>	<b>6.0-22</b>	<b>3.0-15</b>	<b>0-0</b>	<b>2</b>	<b>0</b>	<b>2</b>



**MIKE GOODE**

DB • R-Sophomore • 5-11 • 185  
Norristown/Norristown

**11**

**2010 (Sophomore):** Became a contributing member of the secondary in his first full season on the field...appeared in 10 games, missing only the season opener...thrived in a home game against Bloomsburg, emerging with seven solo tackles and three assisted tackles...had at least one tackle in five games during the season.

**2009 (Freshman):** Redshirt season.

**Norristown High School:** Named to Suburban One League American All-Conference Third Team and completed a strong and durable career for the Eagles under head coach E.J. Smith...totaled 523 receiving yards and 318 rushing yards while scoring 10 total touchdowns...made 63 tackles and recorded five interceptions while on defense...earned First Team all-league honors on defense as a Montgomery County All Star and was a Third Team all-league selection on offense...also competed as a jumper for the track and field team and was a two-time state qualifier.

**Personal:** Full name is Michael Lamarr Goode...is the son of Vicky Hubert...majoring in business administration.

Defense	G	UT	AT	TT	TFL	Sacks	Int	PBU	FF	FR
2010	10	10	6	16	0.0-0	0.0-0	0-0	0	0	0
<b>Career</b>	<b>10</b>	<b>10</b>	<b>6</b>	<b>16</b>	<b>0.0-0</b>	<b>0.0-0</b>	<b>0-0</b>	<b>0</b>	<b>0</b>	<b>0</b>



**TAIMUR HARRIS**

WR • R-Junior • 5-11 • 172  
Darby/Penn Wood

**1**

**2010 (R-Sophomore):** Increased his playing time as a wide receiver for the Red Raiders...made his biggest impact in the season opener, catching a 50-yard touchdown pass against Shepherd...also picked up receptions against Clarion, C.W. Post and Bloomsburg.

**2009 (R-Freshman):** Appeared in two games for the Red Raiders in his first season of on-field action...entered as a reserve split end against Lock Haven and East Stroudsburg.

**2008 (Freshman):** Redshirt season.

**Penn Wood High School:** Excelled as a wide receiver for the Patriots in the Del-Val conference under head coach Sam Mormando...earned First Team All-Delco honors as a senior in addition to a first-team honor as a return specialist...received honorable mention as a junior wide receiver...his high school squads posted consecutive winning seasons after seven straight years with a losing record...also competed in track and field...graduated eighth in his class of 365 students.

**Personal:** Full name is Taimur Darius Harris III...is the son of Mary Alice Hayes...majoring in human communications studies.

Receiving	G	Rec	Yds	Avg	TD	LG
2009	2	0	0	0.0	0	0
2010	8	5	129	25.8	1	50
<b>Career</b>	<b>10</b>	<b>5</b>	<b>129</b>	<b>25.8</b>	<b>1</b>	<b>50</b>



**KEVIN HEROD**

FB • R-Junior • 6-1 • 216  
Allentown/Parkland

**5**

**2010 (R-Sophomore):** Led the team in rushing for the second straight year as an always dependable fullback for the Red Raiders...named to the All-PSAC Eastern Division Second Team squad...selected to the 2010 Don Hansen's Football Gazette All-Region Second Team...totaled 560 yards and five touchdowns on the ground...only eight of his 134 rushes (six percent) went for negative yards...averaged more than 50 rushing yards per game...ran for a career-high 116 yards on 24 carries against Gannon...amassed 72 rushing yards and scored twice against West Chester...scampered for 77 yards and a touchdown in the season finale against Lock Haven...also reached paydirt against Cheyney and Kutztown...caught six passes out of the backfield for 34 yards...had 13 rushes of 10 or more yards...posted a 5.1 yards per carry average on first-down rushes.

**2009 (R-Freshman):** Exceeded all expectations in his first full season with the Red Raiders...named a Second Team All-American at fullback by Don Hansen's Football Gazette...was the only freshman named to either the First, Second or Third Team Offensive squad and is one of just two first-year players recognized overall by the publication...also named to the All-PSAC Eastern Division First Team squad...ranked seventh in the PSAC for total rushing yards (727)...scored five touchdowns...finished second on the team with 188 total offense plays despite missing one game due to injury...averaged 3.9 yards per carry...took the handoff for 37 percent of SU's rushes this season...only 15 of his 188 rushes (eight percent) went for negative yards...hauled in six passes for 41 yards...tallied the most rushing yards in a season since NFL pro John Kuhn in 2004...battled for a career-high 112 rushing yards in a win over Cheyney while averaging 4.1 yards over the course of 27 carries...performed well in the playoffs, averaging 4.5 yards per carry in the State Game and totaling 142 yards in two games against Cal...had 22 carries for 90 yards and two touchdowns against East Stroudsburg...reached paydirt twice at Edinboro...accrued 70 or more rushing yards in six of his 10 games.

**2008 (Freshman):** Redshirt season.

**Parkland High School:** Led the Trojans to a berth in the PIAA Class 4A state championship game where the team finished with a 15-1 overall record...named All-Lehigh Valley Second Team as a senior.

**Personal:** Full name is Kevin M. Herod...is the son of Linden and Sandy Herod...has two brothers, Darryl and Jermaine...Darryl spent two years on the IUP football team...majoring in history.

Rushing	G	Att	Gain	Lost	Net	Avg	TD	LG
2009	11	188	751	24	727	3.9	5	33
2010	11	134	574	14	560	4.2	5	27
<b>Career</b>	<b>22</b>	<b>322</b>	<b>1325</b>	<b>38</b>	<b>1287</b>	<b>4.0</b>	<b>10</b>	<b>33</b>

Receiving	G	Rec	Yds	Avg	TD	LG
2009	11	6	41	6.8	0	12
2010	11	6	34	5.7	0	12
<b>Career</b>	<b>22</b>	<b>12</b>	<b>75</b>	<b>6.2</b>	<b>0</b>	<b>12</b>



**STEVE HOHENWARTER**

OL • R-Senior • 6-2 • 264  
Landisville/Hempfield

**54**

**2010 (R-Junior):** Maintained his role as the team's starting left tackle before missing the final three games of the season due to injury...started the first eight games of the year...named to the All-PSAC Eastern Division Second Team squad as an offensive lineman...posted a season grade-out of 69 percent, the second-best among SU's regular starters...graded out at an impressive 80 percent through 67 snaps against C.W. Post...followed that performance with a 78 percent grade-out through 82 snaps at Kutztown...had grade-outs above 70 percent against Clarion and Cheyney.

**2009 (R-Sophomore):** Became the starting left tackle for the Red Raiders and started all 12 games during the season...solidified his status as a valuable offensive lineman...earned the fifth-most snaps along the offensive line during the season...contributed to a group that allowed just 22 sacks in 12 games while SU averaged 182.2 yards rushing and 214.4 yards passing per game...hit the field for every snap in five regular-season games...compiled a grade-out of 60 percent or better in six games...thrived particularly in the second half of the season...graded out at a season-high 78 percent against Millersville...had grade-outs over 70 percent against Kutztown and West Chester.

**2008 (R-Freshman):** Emerged as a valuable offensive lineman in his debut season with the Red Raiders...appeared in the final nine games of the season...increased his playing time as the season progressed...graded out at 54 percent for his inaugural campaign...took the field for 184 snaps during the season...competed in a season-high 56 snaps in the final game at Mercyhurst, grading out at 52 percent...posted a season-high grade-out of 83 percent at Lock Haven...averaged a 65 percent grade-out in 17 snaps against Bloomsburg.

**2007 (Freshman):** Redshirt season.

**Hempfield High School:** Earned three letters as an offensive guard and a defensive tackle for the Black Knights under head coach Tom Getz...named an All-Star Team One guard as a junior and a senior...served as a team captain in his senior season...received multiple Line-man and Player of the Week awards from the Lancaster-Lebanon Quarterback Club...won the 2005 Section I AAAA Championship as a junior...graduated as a three-time powerlifting champion at his high schools and holds records for dead lifts and total lifts.

**Personal:** Full name is Steven David Hohenwarter...is the son of Barry and Vicki Hohenwarter...majoring in criminal justice.



**COREY HUNT**

DB • R-Junior • 6-0 • 181  
Frederick, Md./Thomas Johnson

**36**

**2010 (R-Sophomore):** Played in just six games...made an impression while on the field...amassed 26 tackles, including 23 solo stops...forced and recovered a fumble...registered one quarterback hurry and one pass breakup...recorded at least two tackles in every game...tallied a career-high six tackles in each of the first two games of the season...missed the final five contests.

**2009 (R-Freshman):** Appeared in 10 games for the Red Raiders in his debut season...totaled 22 tackles, including 12 solo stops...broke up one pass...registered one quarterback hurry...had a season-high five tackles at Edinboro...picked up four solo tackles including a sack in the victory over Kutztown...totaled at least one tackle in every game.

**2008 (Freshman):** Redshirt season.

**Thomas Johnson High School:** Earned numerous all-conference and all-area honors as a running back, defensive back and return specialist for the Patriots under head coach Ben Wright...earned two letters...totaled 1,800 rushing yards and over 400 receiving yards...compiled approximately 145 tackles to complement 10 interceptions...was a First Team All-Monocacy Conference safety and a First Team All-Area running back...also earned Third Team All-Maryland honors at running back...honored as a BTC Super 22 returner...squad reached the state semifinals...competed in track and field...graduated on the honor roll.

**Personal:** Full name is Corey Hunt...is the son of Steven and Michelle Hunt...majoring in business...is one of three children with sister Ciara and brother Dakota.

Defense	G	UT	AT	TT	TFL	Sacks	Int	PBU	FF	FR
2009	10	12	10	22	1.0-7	1.0-7	0-0	1	0	0
2010	6	23	3	26	0.0-0	0.0-0	0-0	1	1	1
<b>Career</b>	<b>16</b>	<b>35</b>	<b>13</b>	<b>48</b>	<b>1.0-7</b>	<b>1.0-7</b>	<b>0-0</b>	<b>2</b>	<b>1</b>	<b>1</b>



**CHRIS JOHNSON**

LB • R-Sophomore • 5-11 • 206  
Frederick, Md./Thomas Johnson

**43**

**2010 (R-Freshman):** Became a valuable linebacker throughout the course of his debut season on the field with the Red Raiders...appeared in all 11 games during the season, earning one start...tallied 15 tackles on the season, including four solo stops...recorded a season-high four tackles at Lock Haven...registered one pass breakup, one pass defense and one quarterback hurry...picked up one half of a quarterback sack against Millersville and Lock Haven.

**2009 (R-Freshman):** Was not with the team.

**2008 (Freshman):** Redshirt season.

**Thomas Johnson High School:** Earned three letters with the Patriots under head coach Ben Wright while competing in the Chesapeake Division of the Monocacy Valley Athletic League...amassed 64 tackles, recorded six sacks and picked off four passes as a senior outside linebacker...also ran for 620 yards and five touchdowns as a senior tailback...earned First Team All-MVAL honors at linebacker as a senior and Second Team All-MVAL accolades at running back in his final season...named Second Team All-MVAL at linebacker as a junior...picked to the Chesapeake Division squad of the All-MVAL team...competed in track and field.

**Personal:** Full name is Christopher Kalwey Johnson...is the son of Kal and Yvonne Johnson...majoring in supply chain management...father Kal played football for Austin Peay and Kent State.

Defense	G	UT	AT	TT	TFL	Sacks	Int	PBU	FF	FR
2010	11	4	11	15	1.0-8	1.0-8	0-0	1	0	0
<b>Career</b>	<b>11</b>	<b>4</b>	<b>11</b>	<b>15</b>	<b>1.0-8</b>	<b>1.0-8</b>	<b>0-0</b>	<b>1</b>	<b>0</b>	<b>0</b>



**TYRIQ KERSHAW**

DB • R-Sophomore • 5-11 • 192  
Media/Penncrest

**20**

**2010 (R-Freshman):** Stepped in as a valuable contributor in the secondary during his first full season on the field...appeared in all 11 games and made his first career start against nationally-ranked Bloomsburg...ranked seventh on the team with 40 tackles, a number that includes 24 solo stops...tied for the team lead with two forced fumbles...tallied 2.5 tackles for loss, totaling three yards...recovered his own forced fumble against the Huskies...achieved a career-high 10 tackles in the same game...picked up seven tackles against Cheyney...had at least four tackles in each of the final six games of the season.

**2009 (Freshman):** Redshirt season.

**Penncrest High School:** Named one of the leading defensive backs in southeastern Pennsylvania by the Philadelphia Inquirer while playing under head coach Paul Graham...also spent time as a running back, scoring five touchdowns while averaging 46.7 yards per game...contributed as a returner on special teams...received Second-Team All Central Honors as senior...compiled career totals of 1,010 rushing yards, 83 tackles, 16 touchdowns and 13 interceptions...earned All-Delco honors as a senior defensive back and as a junior tailback...won two R.E.V.I.V.E. awards...also played basketball and ran track...

**Personal:** Full name is Tyriq Alan Kershaw...is the son of Rhonda Davis...majoring in business administration.

Defense	G	UT	AT	TT	TFL	Sacks	Int	PBU	FF	FR
2010	11	24	16	40	2.5-3	0.0-0	0-0	0	2	1
<b>Career</b>	<b>11</b>	<b>24</b>	<b>16</b>	<b>40</b>	<b>2.5-3</b>	<b>0.0-0</b>	<b>0-0</b>	<b>0</b>	<b>2</b>	<b>1</b>



**SAEED KHATEEB**

DL • R-Junior • 6-4 • 251  
Birdsboro/Daniel Boone (IUP)

**98**

**2010 (R-Sophomore):** Impressed in his debut season with the Red Raiders...appeared in nine games as a defensive lineman...totaled six tackles overall...thrived against Cheyney with four tackles, including a sack-fumble...also had tackles against Clarion and C.W. Post.

**2009 (R-Freshman):** Played in eight games for the Crimson Hawks...totaled three tackles...recovered one fumble.

**2008 (Freshman):** Redshirt season at IUP.

**Personal:** Full name is Saeed Khateeb...majoring in criminal justice.

Defense	G	UT	AT	TT	TFL	Sacks	Int	PBU	FF	FR
2010	9	5	1	6	1.0-3	1.0-3	0-0	0	1	0
<b>Career</b>	<b>9</b>	<b>5</b>	<b>1</b>	<b>6</b>	<b>1.0-3</b>	<b>1.0-3</b>	<b>0-0</b>	<b>0</b>	<b>1</b>	<b>0</b>



40 Shippensburg University



**JOSH KRAMARENKO**

FB • Sophomore • 6-0 • 209  
Telford/Souderton

**49**

**2010 (Freshman):** Saw increased playing time and an expanded role throughout the season as a byproduct of his hard work and dedication...named the Dr. George Kaluger Special Teams Player of the Year by his teammates...appeared in seven games during the season...totaled five solo tackles and one assisted tackle, all on special teams...played fullback against Cheyney, rushing two times for 18 yards.

**2009 (Freshman):** Joined the team in the spring.

**Souderton High School:** Earned three letters with the Indians in the Suburban One conference under head coach Ed Gallagher...played fullback and linebacker...totaled 70 tackles, 10 tackles for loss and two sacks as a senior while running for 710 yards and scoring 16 touchdowns...tallied 95 tackles including 15 tackles for loss as a junior...selected as an Offensive MVP his senior year...earned Second Team honors from the Suburban One conference as a junior and senior for his work at both positions...started in the Montgomery County All Star Game...also competed in wrestling.

**Personal:** Full name is Joshua James Kramarenko...is the son of James and Debi Kramarenko...majoring in exercise science.

Rushing	G	Att	Gain	Lost	Net	Avg	TD	LG
2010	7	2	18	0	18	9.0	0	13
<b>Career</b>	<b>7</b>	<b>2</b>	<b>18</b>	<b>0</b>	<b>18</b>	<b>9.0</b>	<b>0</b>	<b>13</b>



**ROSHAAN McCAIN**

HB • R-Senior • 5-10 • 181  
Chester Springs/Downingtown W.

**4**

**2010 (R-Junior):** Displayed his patented rushing prowess out of the backfield for the Red Raiders...ranked third on the team with 62 carries for 258 yards...finished second on the squad with six rushing touchdowns...averaged 4.2 yards per carry...thrived against Kutztown, running 13 times for a season-high 75 yards and a touchdown...scored three times in the home victory over Cheyney...also reached the end zone in the season opener against Shepherd and the season finale against Lock Haven.

**2009 (R-Sophomore):** Continued to showcase his big-play ability with another stellar season as a halfback in the Red Raider offense...averaged a team-best 8.0 yards per carry over the course of 39 rushes in 11 games...totaled 311 rushing yards and four touchdowns...caught five passes for 59 yards... named the PSAC Eastern Division Offensive Player of the Week on September 27 after a virtuoso performance at Millersville in which he had the most rushing yards in a single game since 2004...finished with just eight carries against the Marauders but totaled 188 rushing yards and three touchdowns... averaged 23.5 yards per carry broke through for a 72-yard touchdown run in the second quarter...also had touchdown runs of one and nine yards...totaled 24 rushing yards and a touchdown against Lock Haven.

**2008 (R-Freshman):** Displayed excellent breakaway speed and a dynamic burst from the left halfback position in his first full season with the team...finished third on the team with 325 rushing yards on just 52 carries, an average of 6.2 yards per rush...scored three touchdowns...gained a career-high 137 yards on just 16 carries against Cheyney... posted a season-long run of 38 yards against the Wolves...averaged 13 yards per reception on three catches, including a season-long 21 yards...served as one of the primary kickoff return specialists and averaged 18 yards per runback on 11 touches...ranked third on the team with 51.5 all-purpose yards per contest.


**2007 (Freshman):** Redshirt season.

**Downingtown West High School:** Excelled as a three-year letterwinner at running back for the Whippets under head coach Mike Milano in the Chesmont Conference...totaled 1,800 yards and 450 receiving yards...scored 33 touchdowns in his senior year...was First Team All-Area and All-State...competed in the Valor Bowl and the East-West All-Star Game...named the MVP of the Valor Bowl...received the Chesmont MVP award...also competed in basketball and track and field.

**Personal:** Full name is Roshaan McCain...is the son of Daryl and Veronica McCain...majoring in human communication studies.

Rushing	G	Att	Gain	Lost	Net	Avg	TD	LG
2008	11	52	355	30	325	6.2	3	38
2009	11	39	333	22	311	8.0	4	74
2010	11	62	282	24	258	4.2	6	21
<b>Career</b>	<b>33</b>	<b>153</b>	<b>970</b>	<b>76</b>	<b>894</b>	<b>5.8</b>	<b>13</b>	<b>74</b>

Receiving	G	Rec	Yds	Avg	TD	LG
2008	11	3	39	13.0	0	21
2009	11	5	59	11.8	0	23
2010	11	3	15	5.0	0	9
<b>Career</b>	<b>22</b>	<b>11</b>	<b>113</b>	<b>10.3</b>	<b>0</b>	<b>23</b>



**JAKE METZ**

DE • R-Sophomore • 6-7 • 241  
Harleysville/Souderton

**99**

**2010 (R-Freshman):** Made his debut along the defensive line for the Red Raiders in his first full season...appeared in all 11 games...finished eighth on the team with 37 tackles, a number that includes 23 solo stops...ranked among the team's leaders with 7.5 tackles for loss...registered four quarterback hurries...frequently served as a blindside pass rusher...recorded two pass breakups and two pass defenses...recovered one fumble...had at least one half of a tackle for loss in eight games, including a season-high 2.0 TFLs versus C.W. Post...tallied a season-high six tackles against Bloomsburg and Cheyney...amassed a season-high four solo tackles against Shepherd, C.W. Post and Cheyney.

**2009 (Freshman):** Redshirt season.

**Souderton High School:** Served as a defensive end for head coach Ed Gallagher...totaled 69 tackles and 10 sacks during his career...received honorable mention all-conference honors...also played basketball.

**Personal:** Full name is Jake Atlee James Metz...is the son of David Metz and Cynthia Castle...majoring in business administration.

Defense	G	UT	AT	TT	TFL	Sacks	Int	PBU	FF	FR
2010	11	23	14	37	7.5-16	0.5-2	0-0	2	0	1
<b>Career</b>	<b>11</b>	<b>23</b>	<b>14</b>	<b>37</b>	<b>7.5-16</b>	<b>0.5-2</b>	<b>0-0</b>	<b>2</b>	<b>0</b>	<b>1</b>





**BOBBY MULLEN**

OL • R-Junior • 6-2 • 262  
Philadelphia/North Catholic

**62**

**2010 (R-Sophomore):** Continued his service as a valuable member of the offensive line, serving primarily as a guard...posted a season grade-out near 60 percent...started in every game for the second consecutive season...participated in over 700 snaps during the season...achieved his top grade-out mark of 64 percent in 67 snaps against C.W. Post...also achieved grade-outs over 60 percent in five other contests, including solid performances against West Chester and Cheyney.

**2009 (R-Freshman):** Thrived as the starting left guard in all 12 games for the Red Raiders in his first full season of competition...named to the All-PSAC Eastern Division Second Team for his efforts...contributed to a group that allowed just 22 sacks in 12 games while SU averaged 182.2 yards rushing and 214.4 yards passing per game...graded out at 65 percent during the regular season...hit the field for the second-most snaps during the season...participated in a season-high 82 snaps against Shepherd and 80 snaps at C.W. Post...posted his best grade-out performance of 78 percent in 63 snaps against West Chester...had eight grade-outs of 60 percent or better during the regular season.

**2008 (Freshman):** Redshirt season.

**North Catholic High School:** Finished as a varsity letter winner for the Falcons under head coach Charlie Syzlick...served as a nose guard on third-down plays...named an All-Catholic League center on two occasions...earned Second Team All-Catholic League honors...selected to the Philadelphia Daily News All Star Squad...was a team captain for two seasons...also threw shot put while competing in track and field...graduated ninth out of his 140-member senior class.

**Personal:** Full name is Robert William Mullen...is the son of Bob and Angelina Mullen...majoring in biology.



**DREW NEWCOMER**

K/P • Sophomore • 5-11 • 206  
Carlisle/Boiling Springs

**34**

**2010 (Freshman):** Alternated as the team's primary place kicker throughout the season...converted all five of his field-goal attempts, including a season-long boot of 35 yards against East Stroudsburg...made two field goals against East Stroudsburg and Cheyney...nailed 14 of his 20 PAT attempts.

**2009 (Freshman):** Was not with the team.

**Boiling Springs High School:** Lettered once for the Bubblers under head coach Matt Heiser while competing in the Mid-Penn conference...converted two of his three field goal attempts and 12 of his 15 extra point attempts...recorded seven touchbacks and his longest field goal was 37 yards...averaged 28 yards per punt over 10 attempts and received honorable mention for his efforts...also played soccer and baseball while also competing in swimming.

**Personal:** Full name is Drew Addison Newcomer...is the son of Donald and Dorothy Newcomer...majoring in biology.

Kicking	FGM	FGA	1-19	20-29	30-39	40-49	50+	Long	Blkd	PATs
2010	5	5	1-1	3-3	1-1	0-0	0-0	35	0	14-20
Career	5	5	1-1	3-3	1-1	0-0	0-0	35	0	14-20



**CHRIS RESTINO**

OL • R-Junior • 6-0 • 261  
Fredericksburg, Va./Riverbend

**73**

**2010 (R-Sophomore):** Maintained his role as a regular starter along the offensive line...saw most of his time at right guard...started all 11 games...achieved a season grade-out of 71 percent, the best among SU's regulars...graded out at 61 percent or better in all 11 games...took the field for over 750 snaps...opened the season with a 74 percent grade-out against Shepherd...achieved an impressive season-high grade-out of 81 percent through 82 snaps at Kutztown...had additional grade-outs over 70 percent Clarion, Cheyney, East Stroudsburg and Lock Haven.

**2009 (R-Freshman):** Made his debut with the Red Raiders and appeared in five games during the season along the offensive line...took the field against Edinboro, Lock Haven, East Stroudsburg, Millersville and Cheyney...graded out at 75 percent after a season-high 32 snaps against the Marauders...posted a season-best grade-out of 82 percent through 17 snaps against Lock Haven...finished the season with a grade-out of 73 percent.

**2008 (Freshman):** Redshirt season.

**Riverbend High School:** Won two letters with the Bears under head coach Drew Seaman...served as a team captain...earned first-team honors as a junior and a senior...received honorable mention in his region...named all-area as a junior and a senior...also played basketball.

**Personal:** Full name is Christopher Joseph Restino...is the son of Joseph and Terry Ann Restino...majoring in computer science while seeking a minor in mathematics.



**NIK ROSENBERY**

TE • R-Junior • 6-5 • 239  
Altoona/Altoona

**42**

**2010 (R-Sophomore):** Played in all 11 games for the Red Raiders as a tight end and special teams contributor...hauled in a pass for 22 yards in the season finale at Lock Haven.

**2009 (R-Freshman):** Appeared in four games for the Red Raiders as a reserve defensive lineman...came off the bench against Lock Haven, Millersville, East Stroudsburg and C.W. Post...finished with two solo tackles...one of those tackles was a sack for a loss of four yards against Lock Haven.

**2008 (Freshman):** Redshirt season.

**Altoona High School:** Won three varsity letters with the Lions under head coach Phil Riccio...started for three years as a defensive end...named first team all-area and first team all-county...also competed in basketball as well as track and field.

**Personal:** Full name is Nikolas Christopher Rosenberry...is the son of Christopher and Kimberly Rosenberry...majoring in exercise science.

Receiving	G	Rec	Yds	Avg	TD	LG
2010	11	1	22	22.0	0	22
Career	11	1	22	22.0	0	22





**NATE SCHMIDT**

K/P • R-Sophomore • 6-2 • 171  
Jim Thorpe/Jim Thorpe

**19**

**2010 (R-Freshman):** Made his debut as the team's punter and also spent time as an occasional place kicker...delivered 53 punts during the season, averaging 35.2 yards per kick with a season-long of 52 yards... achieved two touchbacks...landed 12 punts inside the 20-yard line... converted 3-of-6 field-goal attempts and 10-of-12 PAT attempts... averaged 53.8 yards per kickoff.

**2009 (Freshman):** Redshirt season.

**Jim Thorpe High School:** Named to Schuylkill County Football Coaches Association and the Anthracite Football Conference All-Star Second-Team...named Special Teams MVP for 2007 and 2008 season by head coach Mark Rosenberger...averaged 38.7 yards per punt... recorded 12 touchbacks...converted 57 of 62 extra-point attempts... earned six separate First Team awards for his kicking prowess...also thrived as a soccer and tennis player...was a First Team defender in the Schuylkill Soccer League and was a Lehigh Valley Scholar Athlete... seeded fourth in District II as a senior tennis player...graduated with a 3.5 cumulative GPA on the honor roll.

**Personal:** Full name is Nathaniel David Schmidt...is the son of Fred Schmidt and Christine Vermuelen...majoring in criminal justice.

Kicking	FGM	FGA	1-19	20-29	30-39	40-49	50+	Long	Blkd	PATs
2010	3	6	0-0	3-5	0-1	0-0	0-0	29	2	10-12
<b>Career</b>	<b>3</b>	<b>6</b>	<b>0-0</b>	<b>3-5</b>	<b>0-1</b>	<b>0-0</b>	<b>0-0</b>	<b>29</b>	<b>2</b>	<b>10-12</b>

Punting	Punts	Yards	Avg.	Long	TB	FC	I20	50+	Blkd
2010	53	1865	35.2	52	2	7	12	1	0
<b>Career</b>	<b>53</b>	<b>1865</b>	<b>35.2</b>	<b>52</b>	<b>2</b>	<b>7</b>	<b>12</b>	<b>1</b>	<b>0</b>



**PAT SCHUHL**

FB • Junior • 6-1 • 215  
Mullica Hill, N.J./Gloucester Catholic

**13**

**2010 (Sophomore):** Solidified his status as a valuable fullback for the Red Raiders...appeared in all 11 games...credited with at least one rushing attempt in nine of 11 games...scored his first career touchdown at West Chester...achieved a career-high of 14 rushes against Clarion and Cheyney...ran for a season-high 61 yards against the Wolves...finished with 10 or more rushing yards in six games...caught four passes for 27 yards...tallied 66 kickoff return yards.

**2009 (Freshman):** Made an immediate impact by appearing in four games at fullback during his true freshman season...averaged 7.8 yards per carry...totaled 93 yards on 12 carries during the season...broke free for a 62-yard scamper against Lock Haven...had three rushes for 10 total yards in games against East Stroudsburg and West Chester...also had a carry at C.W. Post.

**Gloucester Catholic High School:** Compiled 2,499 rushing yards and 22 touchdowns in three seasons as a running back under head coach Tony Garzynski...won three letters with the Rams...rushed for 947 yards and 14 touchdowns while battling injuries during his senior campaign...amassed 1,202 rushing yards and seven touchdowns as a junior...earned all-conference honors as a junior and a senior along with awards from the South Jersey Touchdown Club...also competed in track and field.

**Personal:** Full name is Patrick Schuhl...is the son of Jim and Cathy Schuhl...majoring in criminal justice.

Rushing	G	Att	Gain	Lost	Net	Avg	TD	LG
2009	4	12	94	1	93	7.8	0	62
2010	11	54	196	9	187	3.5	1	10
<b>Career</b>	<b>15</b>	<b>66</b>	<b>290</b>	<b>10</b>	<b>280</b>	<b>4.2</b>	<b>1</b>	<b>62</b>



**MARK KAHLIL SMITH**

DL • R-Junior • 6-0 • 277  
Philadelphia/Lower Merion

**96**

**2010 (R-Sophomore):** Excelled as a valuable member of the defensive line during his second full season with Shippensburg...appeared in all 11 games, making 10 starts...impressed with 7.5 tackles for loss, a total that includes 1.5 quarterback sacks...totaled 24 tackles, a number that includes 18 solo stops...recovered two fumbles...recorded a career-high seven tackles in a victory at East Stroudsburg...had two or more solo tackles in each of the first four games of the season...finished with at least one tackle for loss in seven games.

**2009 (R-Freshman):** Had a breakout season along the defensive line in his first season of competition...started all 12 games at the nose guard position for the Red Raiders and helped solidify the front four...totaled 11 tackles, including five solo stops...picked up at least one tackle in seven games...tallied a season-high three tackles against Millersville...notched two solo tackles against Kutztown.

**2008 (Freshman):** Redshirt season.

**Lower Merion High School:** Won three letters as a defensive tackle for the Bulldogs in the Central League under head coach Ed Cabbage...recorded 51 tackles and two sacks over the course of two seasons...served as a team captain during his junior and senior seasons.

**Personal:** Full name is Mark Kahlil Smith...is the son of Mark Smith and Tameka Jones...majoring in history.

Defense	G	UT	AT	TT	TFL	Sacks	Int	PBU	FF	FR
2009	12	5	6	11	0.0-0	0.0-0	0-0	0	0	0
2010	11	18	6	24	7.5-20	1.5-7	0-0	0	0	2
<b>Career</b>	<b>23</b>	<b>23</b>	<b>12</b>	<b>35</b>	<b>7.5-20</b>	<b>1.5-7</b>	<b>0-0</b>	<b>0</b>	<b>0</b>	<b>2</b>



**DREW SNEERINGER**

LB • R-Sophomore • 6-2 • 216  
Hanover/South Western

**46**

**2010 (R-Freshman):** Appeared in 11 games for Shippensburg as a reserve linebacker and special teams player...recorded his lone tackle of the season against Cheyney for a loss of four yards.

**2009 (Freshman):** Redshirt season.

**South Western High School:** Played tight end and linebacker for head coach Don Seidenstricker...compiled 153 tackles, including 94 solo stops, along with four sacks, two fumble recoveries and an interception...totaled 26 career receptions for 428 yards and 11 touchdowns... named an all-conference selection on offense and defense...received postseason accolades from five publications...played in the York/Adams All-Star Game...also wrestled and played baseball.

**Personal:** Full name is Andrew David Sneeringer...is the son of Jeff and Donna Sneeringer...majoring in mathematics...brother Jason played football for Lebanon Valley.

Defense	G	UT	AT	TT	TFL	Sacks	Int	PBU	FF	FR
2010	11	0	0	1	1.0-4	0.0-0	0-0	0	0	0
<b>Career</b>	<b>11</b>	<b>0</b>	<b>0</b>	<b>1</b>	<b>1.0-4</b>	<b>0.0-0</b>	<b>0-0</b>	<b>0</b>	<b>0</b>	<b>0</b>



**JEFF TOMASETTI**

QB • R-Sophomore • 6-2 • 214  
Claymont, Del./Brandywine

**14**

**2010 (R-Sophomore):** Medical redshirt season.

**2009 (R-Freshman):** Saw action in four games for the Red Raiders... went under center for one series as the quarterback against Lock Haven...did not throw a pass...grew into a special teams role, appearing in games against East Stroudsburg, Millersville and C.W. Post...recorded two solo tackles and two tackle assists.

**2008 (Freshman):** Redshirt season.

**Brandywine High School:** Named Delaware State Broadcasters Association (DSBA) All-State First Team as a senior...played for head coach Steve Dent...threw for 3,130 yards and 33 touchdowns in his career while throwing just 14 interceptions...also totaled five rushing touchdowns...completed 86-of-179 passes for 1,409 yards and 15 touchdowns as a senior...selected Blue Hen All-Conference First Team as a junior and senior...selected to play in Blue-Gold Delaware All-Star Game...threw for 1,721 yards and 18 touchdowns on 104-of-202 passing as a junior...earned Delaware Interscholastic Football Coaches Association (DIFCA) All-State Second Team honors...also received all-conference honors in 2005 as a defensive back.

**Personal:** Full name is Jeffrey Raymond Tomasetti...is the son of Richard and Tracy Tomasetti...majoring in history, seeking a social studies teaching certification and pursuing a minor in coaching.

Defense	G	UT	AT	TT	TFL	Sacks	Int	PBU	FF	FR
2009	3	2	2	4	0.0-0	0.0-0	0-0	0	0	0
Career	3	2	2	4	0.0-0	0.0-0	0-0	0	0	0



**ZACH ZULLI**

QB • R-Sophomore • 6-1 • 186  
Schwenksville/Perkiomen Valley

**18**

**2010 (R-Freshman):** Made his debut as a split end for the Red Raiders...appeared in the final nine games of the season...ran the ball twice for nine yards against Cheyney...ended up as the team's primary punt returner...totaled 11 punt returns for 91 yards...attempted a pass on a reverse against Kutztown that fell incomplete...amassed 100 all-purpose yards.

**2009 (Freshman):** Redshirt season.

**Perkiomen Valley High School:** Finished his senior season having thrown for 2,541 yards and 27 touchdowns while competing for the Vikings under head coach Scott Reed...compiled a 59.2 completion percentage and averaged 8.3 yards per throw...also led his team in rushing, scampering for 676 yards and an average of 4.1 yards per rush...scored nine rushing touchdowns to lead his team...was a talented All-State player who boasts extreme efficiency from the quarterback position...completed his high school career throwing for 5,844 yards and 65 touchdowns in just 31 games, averaging 188.5 passing yards per contest...played safety as a senior and made 36 tackles along with one interception... was the MVP of the PAC-10 as a junior... earned All-Area honors from three different publications...named an Old Spice Red Zone Player of the Year in 2007...honored as a Montgomery County All-Star while also playing in the East-West All Star Game.

**Personal:** Full name is Zach Tanner Zulli...is the son of Paul and Chelsea Zulli...majoring in accounting.

All-Purpose	G	Rush	Rec	PR	KR	Total
2010	9	9	0	91	0	100
Career	9	9	0	91	0	100



**REVIEW**



After winning its first overall conference championship in 28 years and losing many of its key starters from a historic season, Shippensburg football knew that its 2010 campaign would be a difficult journey. The start did not go as planned, with losses in six of the first seven games, but Shippensburg closed strong by winning its last four games of the season by a 130-48 margin.

"We thought we were going to have a better year," head coach Rocky Rees said after the finale. "Things were tough in the beginning, but I'm very proud of the way these kids handled it. They had a tough road, including some games that we should have won, but down to the end we asked them to win the last four, and they went out and did it."

Shippensburg's four-game winning streak moved the team out of the NCAA's Top 30 in terms of playing the toughest schedule based on opponent's win-loss record. SU had the nation's fourth-toughest schedule through the first seven weeks of the season.

A quirk occurred in the schedule after the first week of the season. Due to the mandated schedule changes resulting from the NCAA's 'Life in the Balance' initiative, SU was the only team in the PSAC to host a game in August because the Red Raiders and the Rams of Shepherd had already signed a contract to play the game on this date before the NCAA passed its initiative.

The resulting schedule left Shippensburg with an open date on the weekend of September 4 – the first regular season open date for SU since 1976.

After a tough eight-point loss in the season opener to Shepherd – a team that eventually made it to the Division II semifinals – Rees announced during the bye week that he would retire following the season. The SU coaching legend finished his career ranked fourth all-time among PSAC head coaches in terms of games, having posted a record of 122-110-1 at Shippensburg.

SU took a 19-0 lead into halftime of its Week 2 contest with Gannon but was held scoreless in the second half and lost by three points. A road victory in Week 3 at Clarion was a hard-fought victory over a team

that went 8-3 the year before, but SU would hit more road bumps along the way. A 17-point home loss to the ever difficult C.W. Post preceded a game at Kutztown in which the Red Raiders held a 24-7 lead less than 20 seconds into the second half but allowed 26 unanswered points to lose by nine. Kutztown ended the year with a 10-2 record and reached the second round of the NCAA playoffs.

Five days later, Shippensburg would appear on national television at West Chester. It ended up being the longest game in school history. The two teams combined for 87 points, and both teams totaled exactly 512 yards on offense. The difference was a blocked extra-point in the second overtime – the result giving the Golden Rams a one-point victory.

A home loss to eventual State Game runner-up Bloomsburg put the Red Raiders at 1-6 through seven weeks. The recipe for a turnaround came with a visit from Cheyney on Homecoming, as SU ended its losing streak with a 50-0 victory over the Wolves.

The victory over Cheyney was Shippensburg's 400<sup>th</sup> as a NCAA member institution. SU ran for 264 yards and averaged almost five yards per rush while the defense put together its best effort of the season, forcing four turnovers, recording a safety and limiting the Wolves to just 85 total yards on offense.

A seesaw battle on Senior Day ended in the Red Raiders' favor when Kevin Marshall dove into the end zone for a touchdown with 89 seconds left on the clock to propel Shippensburg to a 19-14 victory. It was the final home game for the seniors and Coach Rees – who was honored after the game.

An equally exciting victory occurred one week later at East Stroudsburg. Trailing 17-0 in the second half, Shippensburg scored 20 unanswered points – the final seven with just 24 seconds remaining – to put the Red Raiders in the win column. Sophomore quarterback Steven Adams set career highs for completions and passing yards in the win, finishing 23-of-37 for 343 yards. It was the most passing yards for SU in a game since Oct. 27, 2007.

Marshall was one of the main factors in the season-closing 41-17 win at Lock Haven – totaling 136 all-purpose yards and catching two first-half touchdowns. One of 12 seniors, Marshall finished his career with 4,416 all-purpose yards (1,668 rushing, 876 receiving, 1,872 returning), second-most in school history behind current Green Bay Packer fullback John Kuhn '04.

He was also the only Red Raider to receive All-PSAC Eastern Division First Team accolades. Marshall impressed as an all-purpose threat, finishing second on the team in rushing with 557 yards and eight touchdowns. He led team in receptions (29 for 362 yards) and had three receiving touchdowns. In combination with 523 return yards, Marshall ranked seventh in the PSAC with 131.1 all-purpose yards per game.

SU entered the year with a trio of wide receivers that had combined for three career catches. By season's end – that same trio had totaled 50 receptions. Sophomore Bryan Barley finished the season as SU's leading receiver with 654 yards and five touchdowns. Perhaps most impressively, Barley averaged 25.2 yards per catch in 2010. As a freshman, Barley had one catch for eight yards.

Defensively, Riley Bowen led the team with 69 tackles and 11.5 tackles for loss. He finished his career with 227 tackles – including 32.5 tackles for loss – along with 10 sacks, four fumble recoveries, three forced fumbles and three interceptions.

Senior safety Jamahn McCollough – an All-PSAC Second Teamer – ranked fourth on the squad in tackles with 44 – a total that includes 30 solo stops. He had two interceptions, including a game-clincher on Senior Day against Millersville, and totaled two pass breakups.

Junior linebacker Vinnie Ranauto ranked second on the team in tackles for the second straight year, totaling 65 for the season. He had 5.5 tackles for loss and tied for the team lead with two interceptions. In five of his 10 appearances, Ranauto finished with eight tackles, including season-highs of 11 in back-to-back games against Clarion and C.W. Post.

"Our motto the last couple of weeks has been, 'It's not where you start in life, it's where you finish,'" Rees said. "I'm very proud of where they finished. They're champions in my book."



**FOOTBALL AWARDS**

**ALL-PSAC EASTERN DIVISION FIRST TEAM OFFENSE**

Kevin Marshall (HB)

**ALL-PSAC EASTERN DIVISION SECOND TEAM OFFENSE**

Kevin Herod (RB)

Steve Hohenwarter (OT)

**ALL-PSAC EASTERN DIVISION SECOND TEAM DEFENSE**

Dainen Green (DL)

Erik Van Ness (DL)

Tyrik Clary (LB)

Vinnie Ranauto (LB)

Jamahn McCollough (DB)

**DON HANSEN'S FOOTBALL GAZETTE**

**ALL-SUPER REGION 1 SECOND TEAM OFFENSE**

Kevin Herod (FB)

**COSIDA/ESPN THE MAGAZINE**

**ACADEMIC ALL-DISTRICT 2 TEAM**

Riley Bowen (LB)

**PSAC RANKINGS:**

- 2nd in fewest penalties (47.9 yards/game)
- 3rd in time of possession (32:43)
- 3rd in red zone defense (63.3%)
- 4th in opponent first downs (16.5/game)
- 4th in opponent 3rd-down conversions (33.8%)
- 5th in turnover margin (+4)

**NATIONAL RANKINGS:**

- 25th in tackles for loss (7.73/game)
- 43rd in turnover margin (+4)
- 49th in sacks (2.27/game)

**TEAM AWARDS:**

- John M. Roddick Centurian Award (Team MVP)**  
Kevin Marshall
- John Bay Award (Offensive MVP)**  
Kevin Marshall
- Kevin Mylett Award (Defensive MVP)**  
Riley Bowen
- Ray Ellis Fighting Heart Award**  
Jamahn McCollough
- Christopher Heilman World Cup Award**  
Mike Frenette
- Vinton Rambo Award**  
Erik Van Ness
- John Hubley Award**  
Riley Bowen
- George Kaluger Special Teams Player of the Year**  
Josh Kramarenko



Riley Bowen

**INDIVIDUAL GAME HIGHS:**

- Rushes**  
24 - Kevin Herod vs. Gannon
- Rushing Yards**  
116 - Kevin Herod vs. Gannon
- Rushing Touchdowns**  
3 - Roshaan McCain vs. Cheyney
- Longest Rush**  
38 - Mike Frenette at Clarion
- Passing Yards**  
343 - Steven Adams at East Stroudsburg
- Passing Touchdowns**  
4 - Steven Adams at Lock Haven
- Longest Pass Play**  
64 - Steven Adams to Mike Frenette at West Chester
- Receptions**  
7 - Bryan Barley at East Stroudsburg  
7 - Mike Frenette at East Stroudsburg
- Receiving Yards**  
138 - Bryan Barley at East Stroudsburg
- Receiving Touchdowns**  
2 - Bryan Barley vs. Shepherd  
2 - Mike Frenette at Clarion  
2 - Mike Frenette at East Stroudsburg  
2 - Kevin Marshall at Lock Haven
- Field Goals**  
2 - Drew Newcomer vs. Cheyney  
2 - Drew Newcomer at East Stroudsburg
- Longest Field Goal**  
35 - Drew Newcomer at East Stroudsburg
- Punts**  
10 - Nate Schmidt vs. Bloomsburg
- Longest Punt**  
52 - Nate Schmidt vs. Shepherd
- Longest Punt Return**  
42 - Zach Zulli vs. C.W. Post
- Longest Kickoff Return**  
62 - Kevin Marshall vs. Gannon
- Tackles**  
11 - Cody Fleming vs. Shepherd  
11 - Vinnie Ranauto at Clarion  
11 - Vinnie Ranauto vs. C.W. Post  
11 - Riley Bowen at Kutztown
- Sacks**  
3.0 - Tyrik Clary at Kutztown
- Interceptions**  
2 - Vinnie Ranauto vs Shepherd  
2 - Bryan Culler at East Stroudsburg



Marcellus Sammons

SCORING	TD	FGs	Kick	PATs				Saf	Pts
				Rush	Rcv	Pass	DXP		
Kevin Marshall	11	-	-	-	-	-	-	-	66
Mike Frenette	7	-	-	-	-	-	-	-	42
Roshaan McCain	6	-	-	-	-	-	-	-	36
Bryan Barley	5	-	-	-	-	-	-	-	30
Kevin Herod	5	-	-	-	-	-	-	-	30
Drew Newcomer	-	5-5	14-20	-	-	-	-	-	29
Nate Schmidt	-	3-6	10-12	-	-	-	-	-	19
Jacob Baskerville	2	-	-	-	2	-	-	-	16
Pat Schuhl	1	-	-	-	-	-	-	-	6
Taimur Harris	1	-	-	-	-	-	-	-	6
Brian Heitz	1	-	-	-	-	-	-	-	6
TEAM	-	-	-	-	-	-	-	1	2
Steven Adams	-	-	-	-	-	2-7	-	-	0
<b>Total</b>	<b>39</b>	<b>8-11</b>	<b>24-32</b>	<b>-</b>	<b>2</b>	<b>2-7</b>	<b>-</b>	<b>1</b>	<b>288</b>
<b>Opponents</b>	<b>34</b>	<b>8-16</b>	<b>28-30</b>	<b>1-2</b>	<b>1</b>	<b>1-2</b>	<b>-</b>	<b>-</b>	<b>260</b>

FIELD GOALS	FGM-FGA	Pct	1-19	20-29	30-39	40-49	50-99	Lg	Blk
Nate Schmidt	3-6	50.0	0-0	3-5	0-1	0-0	0-0	29	2
Drew Newcomer	5-5	100.0	1-1	3-3	1-1	0-0	0-0	35	0
<b>Total</b>	<b>53</b>	<b>1865</b>	<b>35.2</b>	<b>52</b>	<b>2</b>	<b>7</b>	<b>12</b>	<b>1</b>	<b>0</b>
<b>Opponents</b>	<b>58</b>	<b>2011</b>	<b>34.7</b>	<b>58</b>	<b>5</b>	<b>10</b>	<b>10</b>	<b>4</b>	<b>1</b>

PUNTING	No.	Yds	Avg	Long	TB	FC	i20	50+	Blkd
Nate Schmidt	53	1865	35.2	52	2	7	12	1	0
<b>Total</b>	<b>53</b>	<b>1865</b>	<b>35.2</b>	<b>52</b>	<b>2</b>	<b>7</b>	<b>12</b>	<b>1</b>	<b>0</b>
<b>Opponents</b>	<b>58</b>	<b>2011</b>	<b>34.7</b>	<b>58</b>	<b>5</b>	<b>10</b>	<b>10</b>	<b>4</b>	<b>1</b>

ALL PURPOSE	G	Rush	Rec	PR	KOR	IR	Tot	Avg/G
Kevin Marshall	11	557	362	0	523	0	1442	131.1
Mike Frenette	9	221	492	0	127	0	840	93.3
Bryan Barley	11	0	654	6	61	0	721	65.5
Kevin Herod	11	560	34	0	0	0	594	54.0
Pat Schuhl	11	187	27	0	66	0	280	25.5
<b>Total</b>	<b>11</b>	<b>1724</b>	<b>2269</b>	<b>146</b>	<b>861</b>	<b>104</b>	<b>5104</b>	<b>464.0</b>
<b>Opponents</b>	<b>11</b>	<b>1561</b>	<b>2326</b>	<b>138</b>	<b>879</b>	<b>167</b>	<b>5071</b>	<b>461.0</b>

TOTAL OFFENSE	G	Plays	Rush	Pass	Total	Avg/G
Steven Adams	11	308	-115	2205	2090	190.0
Kevin Herod	11	134	560	0	560	50.9
Kevin Marshall	11	119	557	0	557	50.6
Roshaan McCain	11	62	258	0	258	23.5
Mike Frenette	9	47	221	0	221	24.6
Pat Schuhl	11	54	187	0	187	17.0
Dave Chervansky	6	10	0	55	55	9.2
Jeryl Cole	6	6	45	0	45	7.5
Josh Kramarenko	7	2	18	0	18	2.6
Zach Zulli	9	3	9	0	9	1.0
Riley Bowen	11	1	0	9	9	0.8
Jamahn McCollough	10	1	5	0	5	0.5
TEAM	6	6	-10	0	-10	-1.7
Nate Schmidt	11	1	-11	0	-11	-1.0
<b>Total</b>	<b>11</b>	<b>754</b>	<b>1724</b>	<b>2269</b>	<b>3993</b>	<b>363.0</b>
<b>Opponents</b>	<b>11</b>	<b>697</b>	<b>1561</b>	<b>2326</b>	<b>3887</b>	<b>353.4</b>

PUNT RETURNS	No.	Yds	Avg	TD	Long
Zach Zulli	11	91	8.3	0	42
Taimur Harris	6	49	8.2	0	16
Bryan Barley	2	6	3.0	0	5
<b>Total</b>	<b>19</b>	<b>146</b>	<b>7.7</b>	<b>0</b>	<b>42</b>
<b>Opponents</b>	<b>24</b>	<b>138</b>	<b>5.8</b>	<b>0</b>	<b>32</b>

INTERCEPTIONS	No.	Yds	Avg	TD	Long
Bryan Culler	2	-3	-1.5	0	0
Jamahn McCollough	2	4	2.0	0	4
Vinnie Ranauto	2	33	16.5	0	33
Tyrik Clary	1	50	50.0	0	50
Riley Bowen	1	9	9.0	0	9
Marcellus Sammons	1	11	11.0	0	11
Terence Glenn	1	0	0.0	0	0
<b>Total</b>	<b>10</b>	<b>104</b>	<b>10.4</b>	<b>0</b>	<b>50</b>
<b>Opponents</b>	<b>16</b>	<b>167</b>	<b>10.4</b>	<b>0</b>	<b>45</b>

KICK RETURNS	No.	Yds	Avg	TD	Long
Kevin Marshall	24	523	21.8	0	62
Pat Schuhl	6	66	11.0	0	17
Mike Frenette	5	127	25.4	0	43
Bryan Barley	3	61	20.3	0	26
Jake Biondi	2	3	1.5	0	0
Tyrik Clary	2	33	16.5	0	18
Roshaan McCain	1	2	2.0	0	0
Nik Rosenberry	1	0	0.0	0	0
TEAM	1	0	0.0	0	0
Marcellus Sammons	1	43	43.0	0	43
Taimur Harris	1	3	3.0	0	3
<b>Total</b>	<b>47</b>	<b>861</b>	<b>18.3</b>	<b>0</b>	<b>62</b>
<b>Opponents</b>	<b>52</b>	<b>879</b>	<b>16.9</b>	<b>0</b>	<b>52</b>

FUMBLE RETURNS	No.	Yds	Avg	TD	Long
Dainen Green	1	40	40.0	0	40
<b>Total</b>	<b>1</b>	<b>40</b>	<b>40.0</b>	<b>0</b>	<b>40</b>
<b>Opponents</b>	<b>0</b>	<b>0</b>	<b>0.0</b>	<b>0</b>	<b>0</b>

TEAM STATISTICS	SHIP	OPP
<b>SCORING</b>	288	260
Points Per Game	26.2	23.6
<b>FIRST DOWNS</b>	208	182
Rushing	100	73
Passing	92	92
Penalty	16	17
<b>RUSHING YARDAGE</b>	1724	1561
Yards gained rushing	2048	1955
Yards lost rushing	324	394
Rushing Attempts	477	394
Average Per Rush	3.6	4.0
Average Per Game	156.7	141.9
TDs Rushing	22	12
<b>PASSING YARDAGE</b>	2269	2326
Comp-Att-Int	139-277-16	161-303-10
Average Per Pass	8.2	7.7
Average Per Catch	16.3	14.4
Average Per Game	206.3	211.5
TDs Passing	17	22
<b>TOTAL OFFENSE</b>	3993	3887
Total Plays	754	697
Average Per Play	5.3	5.6
Average Per Game	363.0	353.4
<b>KICK RETURNS: #-Yards</b>	47-861	52-879
<b>PUNT RETURNS: #-Yards</b>	19-146	24-138
<b>INT RETURNS: #-Yards</b>	10-104	16-167
<b>KICK RETURN AVERAGE</b>	18.3	16.9
<b>PUNT RETURN AVERAGE</b>	7.7	5.8
<b>INT RETURN AVERAGE</b>	10.4	10.4
<b>FUMBLES-LOST</b>	14-3	20-13
<b>PENALTIES-Yards</b>	53-527	73-589
Average Per Game	47.9	53.5
<b>PUNTS-Yards</b>	53-1865	58-2011
Average Per Punt	35.2	34.7
Net punt average	31.8	30.4
<b>TIME OF POSSESSION</b>	32:44	28:38
<b>3RD-DOWN Conversions</b>	60/159	52/154
3rd-Down Pct	38%	34%
<b>4TH-DOWN Conversions</b>	8/23	9/19
4th-Down Pct	35%	47%
<b>SACKS BY-Yards</b>	26-182	26-158
<b>MISC YARDS</b>	5	-12
<b>TOUCHDOWNS SCORED</b>	39	34
<b>FIELD GOALS-ATTEMPTS</b>	8-11	8-16
<b>ON-SIDE KICKS</b>	0-0	2-2
<b>RED-ZONE SCORES</b>	66-88 (75%)	36-58 (62%)
<b>RED-ZONE TD</b>	50-88 (57%)	28-58 (48%)
<b>PAT-ATTEMPTS</b>	24-32 (75%)	28-30 (93%)
<b>ATTENDANCE</b>	41,700	28,484
Games/Avg Per Game	12/3475	10/2848



Taimur Harris

RUSHING	GP	Att	Gain	Loss	Net	Avg	TD	Long	Avg/G
Kevin Herod	11	134	574	14	560	4.2	5	27	50.9
Kevin Marshall	11	119	618	61	557	4.7	8	32	50.6
Roshaan McCain	11	62	282	24	258	4.2	6	21	23.5
Mike Frenette	9	47	242	21	221	4.7	2	38	24.6
Pat Schuhl	11	54	196	9	187	3.5	1	10	17.0
Jeryl Cole	6	6	45	0	45	7.5	0	18	7.5
Josh Kramarenko	7	2	18	0	18	9.0	0	13	2.6
Zach Zulli	9	2	9	0	9	4.5	0	6	1.0
Jamahn McCollough	10	1	5	0	5	5.0	0	5	0.5
Dave Chervansky	6	1	0	0	0	0.0	0	0	0.0
TEAM	6	6	0	10	-10	-1.7	0	0	-1.7
Nate Schmidt	11	1	0	11	-11	-11.0	0	0	-1.0
Steven Adams	11	42	59	174	-115	-2.7	0	17	-10.5
<b>Total</b>	<b>11</b>	<b>477</b>	<b>2048</b>	<b>324</b>	<b>1724</b>	<b>3.6</b>	<b>22</b>	<b>38</b>	<b>156.7</b>
<b>Opponents</b>	<b>11</b>	<b>394</b>	<b>1955</b>	<b>394</b>	<b>1561</b>	<b>4.0</b>	<b>12</b>	<b>74</b>	<b>141.9</b>

SCORE BY QUARTERS	1st	2nd	3rd	4th	OT	Total
Shippensburg	73	80	52	70	13	288
Opponents	42	60	54	90	14	260

RECORD	OVERALL	H	A	N
All games	5-6	2-4	3-2	0-0
Conference	3-4	2-2	1-2	0-0
Non-Conference	2-2	0-2	2-0	0-0

PASSING	GP	Effic	Att-Cmp-Int	Pct	Yds	TD	Lng	Avg/G
Steven Adams	11	130.57	136-266-15	51.1	2205	17	64	200.5
Dave Chervansky	6	51.33	2-9-1	22.2	55	0	51	9.2
Riley Bowen	11	175.60	1-1-0	100.0	9	0	9	0.8
Zach Zulli	9	0.00	0-1-0	0.0	0	0	0	0.0
<b>Total</b>	<b>11</b>	<b>127.69</b>	<b>139-277-16</b>	<b>50.2</b>	<b>2269</b>	<b>17</b>	<b>64</b>	<b>206.3</b>
<b>Opponents</b>	<b>11</b>	<b>134.98</b>	<b>161-303-10</b>	<b>53.1</b>	<b>2326</b>	<b>22</b>	<b>75</b>	<b>211.5</b>

RECEIVING	GP	No.	Yds	Avg	TD	Long	Avg/G
Kevin Marshall	11	29	362	12.5	3	47	32.9
Bryan Barley	11	26	654	25.2	5	60	59.5
Mike Frenette	9	25	492	19.7	5	64	54.7
Jacob Baskerville	11	16	261	16.3	2	42	23.7
Brian Heitz	10	11	171	15.5	1	31	17.1
Jake Biondi	11	8	66	8.2	0	16	6.0
Kevin Herod	11	6	34	5.7	0	12	3.1
Taimur Harris	8	5	129	25.8	1	50	16.1
Jeryl Cole	6	4	27	6.8	0	12	4.5
Pat Schuhl	11	4	27	6.8	0	9	2.5
Roshaan McCain	11	3	15	5.0	0	9	1.4
Nik Rosenberry	11	1	22	22.0	0	22	2.0
Tyriq Kershaw	11	1	9	9.0	0	9	0.8
<b>Total</b>	<b>11</b>	<b>139</b>	<b>2269</b>	<b>16.3</b>	<b>17</b>	<b>64</b>	<b>206.3</b>
<b>Opponents</b>	<b>11</b>	<b>161</b>	<b>2326</b>	<b>14.4</b>	<b>22</b>	<b>75</b>	<b>211.5</b>

DEFENSIVE LEADERS	GP	TACKLES			TFL/Yds	SACKS	PASS	DEF		FUMBLES		BLOCKED	
		Solo	Ast	Total				No-Yds	Int-Yds	BrUp	QBH	Rcv-Yds	FF
41 Riley Bowen	11	45	24	69	11.5-67	4.5-53	1-9	2	2	1-0	-	-	-
33 Vinnie Ranauto	10	41	24	65	5.5-9	0.5-3	2-33	3	1	-	-	-	-
44 Cody Fleming	10	43	19	62	8.0-19	1.0-0	-	-	2	-	1	1	-
8 Marcellus Sammons	10	33	11	44	3.5-9	-	1-11	6	-	1-0	-	-	-
23 Jamahn McCollough	10	29	14	43	1.0-1	-	2-4	2	-	1-0	-	-	-
10 Tyrik Clary	8	25	17	42	7.0-39	3.5-27	1-50	-	2	-	-	2	-
25 Tyriq Kershaw	11	24	16	40	2.5-3	-	-	-	-	1-0	2	-	-
97 Erik Van Ness	11	24	13	37	10.0-34	3.0-17	-	3	2	-	-	-	-
99 Jake Metz	11	23	14	37	7.5-16	0.5-2	-	2	4	1-0	-	-	-
36 Corey Hunt	6	23	3	26	-	-	-	1	1	1-0	1	-	-
96 Mark Kahlil Smith	11	18	6	24	7.5-20	1.5-7	-	-	-	2-0	-	-	-
90 Andy Horn	11	12	12	24	9.0-46	5.0-39	-	2	5	-	2	-	-
92 Dainen Green	11	17	7	24	6.0-22	3.0-15	-	2	-	2-40	-	-	-
29 Terence Glenn	11	16	4	20	2.5-12	1.0-6	1-0	5	-	2-0	-	3	-
21 Avery Coleman	11	17	3	20	-	-	-	2	-	-	-	-	-
11 Mike Goode	10	10	6	16	-	-	-	-	-	-	-	-	-
43 Chris Johnson	11	4	11	15	1.0-8	1.0-8	-	1	1	-	-	-	-
26 Mike Lloyd	10	10	2	12	-	-	-	-	-	-	1	-	-
37 Dakota Kessler	11	7	4	11	-	-	-	-	-	-	-	-	-
98 Saeed Khateeb	9	5	1	6	1.0-3	1.0-3	-	-	-	-	1	-	-
49 Josh Kramarenko	7	5	1	6	-	-	-	-	-	-	-	-	-
54 Beau Hoffman	11	3	2	5	-	-	-	-	-	-	-	-	-
66 Shay Ceglar	11	3	2	5	-	-	-	-	-	-	-	-	-
7 Jacob Baskerville	11	4	-	4	-	-	-	-	-	-	-	-	-
1 Taimur Harris	8	2	1	3	-	-	-	-	-	-	-	-	-
19 Nate Schmidt	11	2	-	2	-	-	-	-	-	-	-	-	-
75 Kevin Mosely	5	2	-	2	-	-	-	-	-	1-0	-	-	-
89 Mike Schmidt	4	-	2	2	0.5-4	0.5-4	-	-	-	-	-	-	-
64 Justin Bloom	8	1	-	1	-	-	-	-	-	-	-	-	-
17 Steven Adams	11	1	-	1	-	-	-	-	-	-	-	-	-
24 Mike Frenette	9	1	-	1	-	-	-	-	-	-	-	-	-
83 Jake Biondi	11	1	-	1	-	-	-	-	-	-	-	-	-
4 Roshaan McCain	11	1	-	1	-	-	-	-	-	-	-	-	-
46 Drew Sneeringer	11	1	-	1	1.0-4	-	-	-	-	-	1	-	-
22 Kevin Marshall	11	1	-	1	-	-	-	-	-	-	-	-	-
5 Kevin Herod	11	1	-	1	-	-	-	-	-	-	-	-	-
2 Bryan Barley	11	1	-	1	-	-	-	-	-	-	-	-	-
6 Bryan Culler	5	1	-	1	-	-	2-3	-	-	-	-	-	-
12 Kyle Kush	3	-	1	1	-	-	-	-	-	-	-	-	-
TM TEAM	6	-	-	-	-	-	-	-	-	-	-	1	1
<b>Total</b>	<b>11</b>	<b>457</b>	<b>220</b>	<b>677</b>	<b>85316</b>	<b>26-182</b>	<b>10-104</b>	<b>31</b>	<b>20</b>	<b>13-40</b>	<b>9</b>	<b>7</b>	<b>1</b>
<b>Opponents</b>	<b>11</b>	<b>449</b>	<b>318</b>	<b>767</b>	<b>76-304</b>	<b>26-158</b>	<b>16-167</b>	<b>21</b>	<b>16</b>	<b>2-0</b>	<b>3</b>	<b>5</b>	<b>-</b>



Josh Kramarenko



Erik Van Ness

INFO

COACHES

OUTLOOK

PLAYERS

REVIEW

PSAC

OPPONENTS

HISTORY

**GAME 1**



Shepherd  
35



Shippensburg  
27

**GAME 3**



Shippensburg  
28



Clarion  
24

**GAME 5**



Shippensburg  
24



Kutztown  
33

**GAME 7**



Bloomsburg  
23



Shippensburg  
3

**GAME 9**



Millersville  
14



Shippensburg  
19

**GAME 11**



Shippensburg  
41



Lock Haven  
17

**GAME 2**



Gannon  
22



Shippensburg  
19

**GAME 4**



C.W. Post  
31



Shippensburg  
14

**GAME 6**



Shippensburg  
43



West Chester  
44

**GAME 8**



Cheyney  
0



Shippensburg  
50

**GAME 10**



Shippensburg  
20



East Stroudsburg  
17

Recaps and Box Scores  
can be accessed at  
[www.shipraiders.com](http://www.shipraiders.com)



**PSAC**



Originating in 1951 to administer and promote men's athletics, the Pennsylvania State Athletic Conference has evolved into one of the NCAA's most heralded intercollegiate conferences.

The first major step came in 1977, when based on a growing interest, the league reorganized to provide a structure for its women's programs. Only three years later, lacking a standard competitive division, league voted to reclassify the entire conference to NCAA Division II.

Among its recent enhancements the PSAC has expanded its membership twice during a four-year span. The first occurred during the 2008-09 academic year with the addition of full-time members Gannon University and Mercyhurst College, and associate member Long Island University-C.W. Post. Over the past year, the PSAC's Board of Directors agreed to welcome Seton Hill University as an associate member to begin play in field hockey during the 2011-12 campaign. The membership now consists of 16 full-time institutions and the two associate members.

All of the league's full-time members are located within the Commonwealth of Pennsylvania, which makes the PSAC the largest one-state conference in the NCAA. The league has also grown to share the distinctions as: The largest conference in Division II, the largest football-playing conference in the NCAA, and, with 23, the conference that sponsors the most championships at the Division II level.

Highly competitive on a regional and national level, PSAC schools annually combine to send nearly one-third of its teams into NCAA postseason play. Ultimately, the membership's success has yielded 43 NCAA team and 246 individual title winners.

While proud of its athletic accomplishments, the league also has evolved into one of Division II's finest from an academic standpoint. Today, nearly one-third of the PSAC's estimated 6,300 participants are honored each year as "Scholar-Athletes" for maintaining a grade-point average of 3.25 or better - a total that has nearly doubled since PSAC Scholar-Athletes were first recognized in the mid-1990s.

Although all 16 current institutions are members of Division II, seven league schools also compete at the Division I level in select sports. PSAC schools enroll over 127,000 students and claim over 710,000 alumni, including 483,000 who reside in Pennsylvania.

The PSAC is governed by the presidents of the 16 member institutions. It employs a commissioner, an associate and assistant commissioner, and a director of media relations at its headquarters in Lock Haven, Pa.

### F. Eugene Dixon Trophy

The F. Eugene Dixon Trophy is awarded by the PSAC to the member institution whose athletic program earns the best overall finish in conference championships and/or regular-season play. During the course of the academic year, points are awarded based on an institution's finish in the 23 conference sports. Only a school's best 12 finishes, six men's and six women's, are used in the final calculation of the Dixon Trophy standings. The Dixon Trophy is named in honor of F. Eugene Dixon Jr., Chairman of the State System of Higher Education's Board of Governors. The first Dixon Trophy was awarded following the 1995-96 academic year.

In May, Shippensburg University earned a record seventh Dixon Trophy. SU recorded the largest margin of victory in the 16-year history of the award and has now finished first or second in the Dixon standings 12 times. The award is the second straight for the university. Shippensburg totaled 166 points - also a new record - to edge Indiana University of Pennsylvania by 16.5 points. California (Pa.) (147.5), Kutztown (146.5) and Slippery Rock (145.5) rounded out the top five.

Shippensburg finished this year with seven PSAC championships, including the men's soccer title for the first time since 1975. Overall, the men's sports totaled a league-high 82.5 points - seven more points than East Stroudsburg. SU posted the second-highest women's point total of the 16 conference institutions. Only California (85.5 points) had more than the 83 points compiled by the women's programs.

### 2010-2011 NCAA Champions

<b>Team:</b> Field Hockey - Bloomsburg
<b>Individual:</b>
Men's Swimming & Diving - Logan Pearsall, Clarion (1M Diving, 3M Diving)
Women's Swimming & Diving - Jackie Borkowski, West Chester (50 Free, 100 Free, 200 Free); Kayla Kelosky, Clarion (1M Diving)
Men's Indoor Track & Field - Nafee Harris, IUP (Long Jump) <b>Shippensburg Men's DMR</b>
<b>Women's Indoor Track &amp; Field - Neely Spence, Shippensburg (5000 Meters) Shippensburg Women's DMR</b>
Men's Outdoor Track & Field - Nafee Harris, IUP (Long Jump)
<b>Women's Outdoor Track &amp; Field - Neely Spence, Shippensburg (5000 Meters)</b>

### 2010-2011 Capital One/CoSIDA Academic All-Americans

<b>Women's Soccer</b>
First Team - Jessica Bennett, West Chester

<b>Football</b>
First Team - Bryan Boyce, Mercyhurst
First Team - Matt Freed, East Stroudsburg
First Team - Nick Sipes, Clarion
First Team - Ian Wild, Mercyhurst

<b>Men's Basketball</b>
First Team - Sharif Bray, Cheyney

<b>Women's Basketball</b>
First Team - Melissa McQuade, Kutztown

<b>Baseball</b>
First Team - Kolten Hoffman, Gannon

<b>Women's At-Large</b>
First Team (University Division) - Vicki Bendus, Mercyhurst (Ice Hockey)
<b>First Team (College Division) - Kristen Brooks, Shippensburg (Field Hockey)</b>
Second Team (College Division) - Bethany Brun, Mercyhurst (Rowing)
Second Team (College Division) - Colleen Harriger, Gannon (Diving)
Third Team (College Division) - Mary Eshenour, Gannon (Lacrosse)
<b>Third Team (College Division) - Amy Fisher, Shippensburg (Swimming)</b>
Third Team (College Division) - Diana Rocco, Gannon (Diving)

<b>Men's Track &amp; Field/Cross Country</b>
<b>Second Team - Bryan Beegle, Shippensburg</b>

<b>Women's Track &amp; Field/Cross Country</b>
First Team - Jennifer Harpp, Slippery Rock
<b>Second Team - Neely Spence, Shippensburg</b>
Third Team - Rose Mascoli, East Stroudsburg

### PSAC Champions

The PSAC football champion has been crowned every year since 1934, with the exception of three years during World War II. A variety of methods have determined league champions, beginning with a group of sportswriters recognizing champions among Pennsylvania's State Teachers Colleges. With the advent of the conference, college representatives decided in 1950 to employ the Saylor Points System. That practice gave way to the "State Game" beginning in 1960 when league administrators agreed an end-of-the season contest between the Eastern and Western Division champions would be played to decide conference supremacy. The "State Game" was played until 1987 when membership determined to place more emphasis on access into the NCAA playoffs. From 1988-2007, only divisional champions were awarded. Beginning in 2008, the "State Game" was reinstated, giving the PSAC just one champion each year.



### Conference Champions

<b>Divisional Championship</b>
2007 East - West Chester
West - California (Pa.)
2006 East - Bloomsburg
West - Indiana (Pa.), California (Pa.)
2005 East - Bloomsburg
West - California (Pa.), Edinboro
<b>2004 East - West Chester</b>
<b>West - Edinboro, Indiana (Pa.), Shippensburg (tie)</b>
2003 East - Bloomsburg, East Stroudsburg (tie)
West - Edinboro, Indiana (Pa.) (tie)
2002 East - Bloomsburg, East Stroudsburg (tie)
West - Indiana (Pa.)
2001 East - Bloomsburg
West - Indiana (Pa.)
2000 East - Bloomsburg
West - Clarion, Indiana (Pa.), Slippery Rock (tie)
1999 East - West Chester
West - Slippery Rock
1998 East - Millersville
West - Slippery Rock
1997 East - Bloomsburg
West - Slippery Rock
1996 East - Bloomsburg
West - Clarion, Indiana (Pa.)
1995 East - Bloomsburg, Millersville (tie)
West - Edinboro
1994 East - Bloomsburg, West Chester (tie)
West - Indiana (Pa.)
1993 East - Millersville
West - Indiana (Pa.)
1992 East - West Chester
West - Indiana (Pa.)
1991 East - East Stroudsburg
West - Indiana (Pa.)
1990 East - Millersville
West - Indiana (Pa.)
1989 East - West Chester, Millersville (tie)
West - Edinboro
<b>1988 East - Millersville</b>
<b>West - Shippensburg</b>

<b>State Game</b>
2010 Mercyhurst 56, Bloomsburg 37
<b>2009 Shippensburg 42, California (Pa.) 35</b>
2008 California (Pa.) 47, West Chester 36
1987 Indiana (Pa.) 21, West Chester 9
1986 Indiana (Pa.) 20, West Chester 6
1985 Bloomsburg 31, Indiana (Pa.) 9
1984 California (Pa.) 21, Bloomsburg 14
1983 Clarion 27, East Stroudsburg 14
1982 East Stroudsburg 24, Edinboro 22
<b>1981 Shippensburg 34, Millersville 14</b>
1980 Clarion 15, Kutztown 14
1979 Lock Haven 48, Cheyney 14
1978 East Stroudsburg 49, Clarion 4
1977 Clarion 25, Millersville 24
<b>1976 East Stroudsburg 14, Shippensburg 14 (tie)</b>
1975 East Stroudsburg 24, Edinboro 20
1974 Slippery Rock 20, West Chester 7
1973 Slippery Rock 28, West Chester 14
1972 Slippery Rock 29, West Chester 27
1971 West Chester 35, Edinboro 14
1970 Edinboro 14, West Chester 6
1969 West Chester 41, Clarion 34
1968 California (Pa.) 28, East Stroudsburg 28 (tie)
1967 West Chester 27, Clarion 7
1966 Clarion 28, West Chester 26
1965 East Stroudsburg 26, Indiana (Pa.) 10
1964 East Stroudsburg 27, Indiana (Pa.) 14
1963 West Chester 36, Slippery Rock 7
1962 Slippery Rock 13, East Stroudsburg 6
1961 West Chester 21, Slippery Rock 0
1960 West Chester 35, Lock Haven 6

<b>Saylor Points System</b>
1959 West Chester
1958 California (Pa.)
<b>1957 Lock Haven, Shippensburg (tie)</b>
1956 West Chester
1955 Bloomsburg
1954 Bloomsburg, East Stroudsburg, West Chester
1953 West Chester
1952 West Chester
1951 Bloomsburg
1950 West Chester

<b>Selected by the Sportswriters</b>
1949 Bloomsburg
1948 Bloomsburg
1947 Mansfield
1946 California (Pa.)
1945 No champion (World War II)
1944 No champion (World War II)
1943 No champion (World War II)
1942 East Stroudsburg
1941 Millersville
1940 Indiana (Pa.), Millersville
1939 Slippery Rock
1938 Mansfield
1937 Lock Haven
1936 Lock Haven
<b>1935 Shippensburg</b>
1934 Indiana (Pa.)

**First Team Offense**

**Quarterback**

Kevin Morton, Kutztown

**Running Back**

Marcus Jones, Cheyney  
**Kevin Marshall, ^\* Shippensburg**  
 Franklyn Quiteh, Bloomsburg

**Offensive Tackle**

Daryl Kurtz, Bloomsburg  
 John Siopa, ^ C.W. Post

**Offensive Guard**

Pat Casey, \* Bloomsburg  
 Kevin Martin, \* C.W. Post

**Center**

Chris Steck, Bloomsburg

**Tight End**

Ben Weaver, ^ Bloomsburg

**Wide Receiver**

Dan DePalma, ^ West Chester  
 Jamal Smith, ^ Millersville  
 Darnel Williams, C.W. Post

**Placekicker**

Matt Dineen, \* Kutztown

**Second Team Offense**

**Quarterback**

Erik Anderwkavich, ^ C.W. Post

**Running Back#**

Jackson Fagan, ^ West Chester  
**Kevin Herod, \* Shippensburg**  
 Josh Mastromatto, Kutztown  
 Kendrick Williams, East Stroudsburg

**Offensive Tackle**

**Steve Hohenwarter, Shippensburg**  
 Aaron McGlynn, Kutztown

**Offensive Guard**

Gabe Johnson-Siano, \* Cheyney  
 Kyle O'Neil, \* West Chester

**Center**

Dan Caffrey, East Stroudsburg

**Tight End**

Greg Frantz, Millersville

**Wide Receiver**

Erik Frazier, Kutztown  
 Ed Kiser, East Stroudsburg  
 Chris McCormick, Kutztown

**Placekicker**

Dan Fisher, Bloomsburg

**First Team Defense**

**Defensive Line**

Kevin Bolinsky, Kutztown  
 Xavier Brown, \*\* C.W. Post  
 Travis Ford-Bey, \*\*^ West Chester  
 Lou Scala, C.W. Post  
 Marcus Zimmerman, Bloomsburg

**Linebacker**

Matt Freed, ^\* East Stroudsburg  
 Joel Irwin, ^ Kutztown  
 Thomas McFarland, Bloomsburg  
 Mike Varanavage, Bloomsburg

**Defensive Back**

David Castillo, East Stroudsburg  
 Khalief Evans, Kutztown  
 Juma McKenley, ^ C.W. Post  
 Oscar Rivera, \* Bloomsburg

**Return Specialist**

Kendell Coleman, \* Kutztown

**Punter**

Matt Dineen, Kutztown

**Second Team Defense**

**Defensive Line**

Lucas Fickel, West Chester  
**Dainen Green, Shippensburg**  
 Tim Hume, ^ Cheyney  
 Dave Huot, Bloomsburg  
**Erik Van Ness, Shippensburg**

**Linebacker**

**Tyrik Clary, Shippensburg**  
 Billy O'Connor, C.W. Post  
 Jarrett Pidgeon, Bloomsburg  
**Vinnie Ranauto, Shippensburg**

**Defensive Back**

Vince Browning, Bloomsburg  
 Alex Landis, Bloomsburg  
**Jamahn McCullough, Shippensburg**  
 Herschel Thornton, East Stroudsburg

**Return Specialist**

**Kevin Marshall, Shippensburg**

**Punter**

Chris Hill, West Chester



Kevin Marshall



**PSAC East Offensive Player of the Year**

Kevin Morton, Kutztown

**PSAC East Defensive Player of the Year**

Mike Varanavage, Bloomsburg

**PSAC East Freshman of the Year**

Franklyn Quiteh, Bloomsburg

**PSAC East Coach of the Year**

Raymond Monica, Kutztown

\* Indicates previous All-PSAC first team selection  
 ^ Indicates previous All-PSAC second team selection

GAME 1

**SHEPHERD RAMS**

September 3, 2011 • 12 PM

Ram Stadium  
Shepherdstown, WV



**GENERAL INFORMATION**

Location: Shepherdstown, WV  
 Founded: 1871  
 Enrollment: 4,283  
 Nickname: Rams  
 Colors: Blue and Gold  
 Stadium: Ram Stadium (5,000)  
 Surface: Field Turf  
 Conference: WVAC  
 President: Dr. Suzanne Shipley  
 Athletic Director: B.J. Pumroy

**HISTORY**

First Year of Football: 1920  
 All-Time Record: 412-298-26  
 NCAA Playoff Appearances: 10

**SPORTS INFORMATION**

Football SID: Chip Ransom  
 E-Mail: cransom@shepherd.edu  
 Office: 304-876-5228  
 Fax: 304-876-3267  
 Press Box: 304-876-5649  
 www.shepherdrams.com

**COACHING STAFF**

Head Coach: Monte Cater  
 Alma Mater: Millikin '71  
 Career Record: 204-105-2 (30 years)  
 At Shepherd: 173-82-1 (24 years)  
 Football Office Phone: 304-876-5263

**TEAM INFORMATION**

2010 Record: 12-2  
 2010 Conference Record: 7-1  
 2010 Final Rankings: #7  
 Lettermen Returning/Lost: 38/21  
 Starters Returning/Lost: 16/8

**SERIES HISTORY**

Series Record: 29-17-0  
 Series at SU: 17-6  
 Series at Shepherd: 12-11  
 First Meeting: 1923  
 Result: Shepherd 35, Ship 27  
 Last SU Home Win: 2004 (35-7)  
 Last SU Road Win: 2003 (33-14)  
 Last Ram Road Win: 2010 (35-27)  
 Last Ram Home Win: 2009 (34-23)  
 Current Streak: Shepherd (6)  
 SU's Largest Win Margin: 59 (59-0, 1951)  
 Shepherd's Largest Win Margin: 20 (32-12, 1961)

GAME 2

**GANNON GOLDEN KNIGHTS**

September 10, 2011 • 12 PM

University Field  
Erie, PA



**GENERAL INFORMATION**

Location: Erie, PA  
 Founded: 1925  
 Enrollment: 4,219  
 Nickname: Golden Knights  
 Colors: Maroon, White, and Gold  
 Stadium: Gannon University Field (2500)  
 Surface: FieldTurf  
 Conference: PSAC Western Division  
 President: Philip Kelly (interim)  
 Athletic Director: Mark Richard

**HISTORY**

First Year of Football: 1949  
 All-Time Record: 99-126-2  
 NCAA Playoff Appearances: 0

**SPORTS INFORMATION**

Football SID: Dan Teliski  
 E-Mail: teliski002@gannon.edu  
 Office: 814-871-7418  
 Fax: 814-871-7794  
 Press Box: 814-871-7424  
 www.gannonsports.com

**COACHING STAFF**

Head Coach: Jim Kiernan  
 Alma Mater: St. Lawrence '90  
 Career Record: 17-27 (4)  
 At Gannon: 17-27 (4)  
 Football Office Phone: 814-871-7249

**TEAM INFORMATION**

2010 Record: 6-5  
 2010 PSAC-W Record: 4-3  
 2010 Final Rankings: NR  
 Lettermen Returning/Lost: 38/20  
 Starters Returning/Lost: 13/11

**SERIES HISTORY**

Series Record: 0-1  
 Series at SU: 0-1  
 Series at GU: 0-0  
 Last SU Home Win: N/A  
 Last SU Road Win: N/A  
 Last GU Home Win: N/A  
 Last GU Road Win: 2010 (22-19)  
 Current Series Streak: Gannon (1)  
 SU's Largest Win Margin: N/A  
 GU's Largest Win Margin: 3 (22-19, 2010)

GAME 3

**CLARION GOLDEN EAGLES**

September 17, 2011 • 1 PM

Seth Grove Stadium  
Shippensburg, PA



**GENERAL INFORMATION**

Location: Clarion, PA  
 Founded: 1867  
 Enrollment: 7,315  
 Nickname: Golden Eagles  
 Colors: Blue and Gold  
 Stadium: Memorial Stadium (5,000)  
 Surface: Sprinturf  
 Conference: PSAC Western Division  
 President: Dr. Karen Whitney  
 Athletic Director: Dave Katis

**HISTORY**

First Year of Football: 1926  
 All-Time Record: 374-339-17  
 NCAA Playoff Appearances: 0

**SPORTS INFORMATION**

Football SID: Rich Herman  
 E-Mail: rherman@clarion.edu  
 Office: 814-393-2334  
 Fax: 814-393-2082  
 Press Box: 814-227-2105  
 www.clariongoldeneagles.com

**COACHING STAFF**

Head Coach: Jay Foster  
 Alma Mater: Plymouth State '85  
 Career Record: 16-39 (5)  
 At Clarion: 16-39 (5)  
 Football Office Phone: 814-393-2258

**TEAM INFORMATION**

2010 Record: 4-7  
 2010 PSAC-W Record: 3-4  
 2010 Final Rankings: NR  
 Lettermen Returning/Lost: 40/14  
 Starters Returning/Lost: 16/10

**SERIES HISTORY**

Series Record: 19-33-1  
 Series at SU: 11-14-1  
 Series at CU: 8-19  
 First Meeting: 1955  
 Result: Shippensburg 7, Clarion 7  
 Last SU Home Win: 2006 (35-10)  
 Last SU Road Win: 2010 (28-24)  
 Last CU Home Win: 1996 (59-20)  
 Last CU Road Win: 2000 (56-49)  
 Current Streak: Shippensburg (8)  
 SU's Largest Win Margin: 44 (44-0, 2004)  
 CU's Largest Win Margin: 39 (59-20, 1996)

GAME 4

**C.W. POST PIONEERS**

September 24, 2011 • 1 PM

Hickox Field  
Brookville, NY



**GENERAL INFORMATION**

Location: Brookville, N.Y.  
 Founded: 1954  
 Enrollment: 8,472  
 Nickname: Pioneers  
 Colors: Green and Gold  
 Stadium: Hickox Field (5,000)  
 Surface: FieldTurf  
 Conference: PSAC Eastern Division  
 President: Dr. David J. Steinberg  
 Athletic Director: Bryan Collins

**HISTORY**

First Year of Football: 1954  
 All-Time Record: 331-203-5  
 NCAA Playoff Appearances: 4

**SPORTS INFORMATION**

Football SID: Sarah Ralls  
 E-Mail: sarah.ralls@liu.edu  
 Office: 516-299-3957  
 Fax: 516-299-2844  
 Press Box: N/A  
 http://www.cwpostpioneers.com

**COACHING STAFF**

Head Coach: Bryan Collins  
 Alma Mater: St. John's '87  
 Career Record: 100-43 (13 years)  
 At C.W. Post: 100-43 (13 years)  
 Football Office Phone: 516-299-3693

**TEAM INFORMATION**

2009 Record: 7-4  
 2009 PSAC-E Record: 5-2  
 2009 Final Rankings: NR  
 Lettermen Returning/Lost: 64/22  
 Starters Returning/Lost: 14/10

**SERIES HISTORY**

Series Record: 3-2  
 Series at Shippensburg: 2-1  
 Series at C.W. Post: 1-1  
 First Meeting: 1981  
 Result: SU 49, CWP 35  
 Last SU Home Win: 2008 (27-10)  
 Last SU Road Win: 1981 (49-35)  
 Last CWP Road Win: 2010 (31-14)  
 Last CWP Home Win: 2009 (40-24)  
 Current Streak: C.W. Post (2)  
 Shippensburg's Largest Win Margin: 17 (2008)  
 C.W. Post's Largest Win Margin: 17 (2010)

GAME 5

**KUTZTOWN GOLDEN BEARS**

October 1, 2011 • 2 PM

Seth Grove Stadium  
Shippensburg, PA



**GENERAL INFORMATION**

Location: Kutztown, PA  
 Founded: 1866  
 Enrollment: 10,300  
 Nickname: Golden Bears  
 Colors: Maroon and Gold  
 Stadium: University Field (5,600)  
 Surface: Artificial Turf  
 Conference: PSAC Eastern Division  
 President: Dr. F. Javier Cevallos  
 Athletic Director: Greg Bamberger

**HISTORY**

First Year of Football: 1895  
 All-Time Record: 294-406-19  
 NCAA Playoff Appearances: 1

**SPORTS INFORMATION**

Football SID: Rob Knox  
 E-Mail: knox@kutztown.edu  
 Office: 610-683-4182  
 Fax: 610-683-4676  
 Press Box: 610-683-9696  
 http://www.kubears.com

**COACHING STAFF**

Head Coach: Raymond Monica  
 Alma Mater: North Alabama '90  
 Career Record: 27-28 (5 years)  
 At Kutztown: 27-28 (5 years)  
 Football Office Phone: 610-683-4362

**TEAM INFORMATION**

2010 Record: 10-2  
 2010 Conference Record: 6-1  
 2010 Final Rankings: #13  
 Lettermen Returning/Lost: N/A  
 Starters Returning/Lost: 14/8

**SERIES HISTORY**

Series Record: 44-17-2  
 Series at SU: 27-3  
 Series at WCU: 17-14-2  
 First Meeting: 1929  
 Result: SU 26, KU 12  
 Last SU Home Win: 2009 (26-22)  
 Last SU Road Win: 2005 (10-3)  
 Last KU Road Win: 1995 (35-6)  
 Last KU Home Win: 2010 (33-24)  
 Current Streak: Kutztown (1)  
 SU's Largest Win Margin: 65 (65-0, 1931)  
 KU's Largest Win Margin: 29 (35-6, 1995)

GAME 6

**WEST CHESTER GOLDEN RAMS**

October 8, 2011 • 1 PM

Seth Grove Stadium  
Shippensburg, PA



**GENERAL INFORMATION**

Location: West Chester, PA  
 Founded: 1871  
 Enrollment: 14,300  
 Nickname: Golden Rams  
 Colors: Purple and Gold  
 Stadium: John A. Farrell (7,500)  
 Surface: FieldTurf  
 Conference: PSAC Eastern Division  
 President: Greg Weisenstein  
 Athletic Director: Dr. Edward M. Matejkovic

**HISTORY**

First Year of Football: 1920  
 All-Time Record: 564-266-18  
 NCAA Playoff Appearances: 8

**SPORTS INFORMATION**

Football SID: Jim Zuhlke  
 E-Mail: jzuhlke@wcupa.edu  
 Office: 610-436-2236  
 Fax: 610-436-1020  
 Press Box: 610-436-2160  
 www.wcupagoldenrams.com

**COACHING STAFF**

Head Coach: Bill Zwaan  
 Alma Mater: Delaware '79  
 Career Record: 119-47 (14)  
 At West Chester: 65-33 (8)  
 Football Office Phone: 610-436-3528

**TEAM INFORMATION**

2010 Record: 4-7  
 2010 Conference Record: 4-3 (4<sup>th</sup>)  
 2010 Final Rankings: NR  
 Lettermen Returning/Lost: 43/13  
 Starters Returning/Lost: 14/8

**SERIES HISTORY**

Series Record: 9-21-1  
 Series at SU: 5-10-1  
 Series at WCU: 4-11  
 First Meeting: 1921  
 Result: SU 63, WCU 7  
 Last SU Home Win: 2009 (24-19)  
 Last SU Road Win: 2004 (24-21)  
 Last WCU Road Win: 2007 (33-29)  
 Last WCU Home Win: 2010 (44-43; 2OT)  
 Current Streak: West Chester (1)  
 SU's Largest Win Margin: 56 (63-7, 1921)  
 WCU's Largest Win Margin: 38 (38-0, 1933)

GAME 7

**BLOOMSBURG HUSKIES**

October 15, 2011 • 1 PM

Redman Stadium  
Bloomsburg, PA



**GENERAL INFORMATION**

Location: Bloomsburg, PA  
 Founded: 1839  
 Enrollment: 9,500  
 Nickname: Huskies  
 Colors: Maroon and Gold  
 Stadium: Robert B. Redman Stadium (4,775)  
 Surface: FieldTurf  
 Conference: PSAC Eastern Division  
 President: Dr. David Soltz  
 Athletic Director: Mike McFarland

**HISTORY**

First Year of Football: 1892  
 All-Time Record: 520-426-31  
 NCAA Playoff Appearances: 7

**SPORTS INFORMATION**

Football SID: Tom McGuire  
 E-Mail: tmcguire@bloomu.edu  
 Office: 570-389-4413  
 Fax: 570-389-4724  
 Press Box: 570-389-4353  
 http://www.buhuskies.com

**COACHING STAFF**

Head Coach: Danny Hale  
 Alma Mater: West Chester '68  
 Career Record: 194-65-1 (24)  
 At Bloomsburg: 154-52-1 (19)  
 Football Office Phone: 570-389-4359

**TEAM INFORMATION**

2010 Record: 10-3  
 2010 Conference Record: 7-0 (1<sup>st</sup>)  
 2010 Final Rankings: #15  
 Lettermen Returning/Lost: 45/15  
 Starters Returning/Lost: 11/11

**SERIES HISTORY**

Series Record: 42-31-1  
 Series at SU: 26-11-1  
 Series at BU: 16-20-0  
 First Meeting: 1917  
 Result: BU 26, SU 0  
 Last SU Home Win: 2004 (48-10)  
 Last SU Road Win: 2009 (28-27)  
 Last BU Road Win: 2010 (23-3)  
 Last BU Home Win: 2005 (49-21)  
 Current Streak: Bloomsburg (1)  
 SU's Largest Win Margin: 56 (63-7, 1921)  
 BU's Largest Win Margin: 38 (38-0, 1933)

GAME 8

**CHEYNEY WOLVES**

October 22, 2011 • 1 PM

O'Shields-Stevenson Stadium  
Cheyney, PA



**GENERAL INFORMATION**

Location: Cheyney, PA  
 Founded: 1837  
 Enrollment: 1,700  
 Nickname: Wolves  
 Colors: Blue and White  
 Stadium: O'Shields-Stevenson Stadium (5,000)  
 Surface: Natural Grass  
 Conference: PSAC Eastern Division  
 President: Dr. Michelle R. Howard-Vital  
 Athletic Director: China Jude

**HISTORY**

First Year of Football: 1914  
 All-Time Record: 182-528-22  
 NCAA Playoff Appearances: 1

**SPORTS INFORMATION**

Football SID: Lenn Margolis  
 E-Mail: lmargolis@cheyney.edu  
 Office: 610-399-2143  
 Fax: 610-399-2291  
 Press Box: 610-399-2026  
 http://www.cheyneywolves.com

**COACHING STAFF**

Head Coach: Ken Lockard  
 Alma Mater: Bucknell '03  
 Career Record: 0-0  
 At Cheyney: 0-0  
 Football Office Phone: 610-399-2309

**TEAM INFORMATION**

2010 Record: 1-10  
 2010 Conference Record: 1-6 (7th)  
 2010 Final Rankings: NR  
 Lettermen Returning/Lost: 31/34  
 Starters Returning/Lost: 12/10

**SERIES HISTORY**

Series Record: 12-0  
 Series at SU: 7-0  
 Series at CU: 5-0  
 First Meeting: 1951  
 Result: SU 28, CU 0  
 Last SU Home Win: 2010 (50-0)  
 Last SU Road Win: 2009 (31-10)  
 Last CU Road Win: None  
 Last CU Home Win: None  
 Current Series Streak: Shippensburg (12)  
 SU's Largest Win Margin: 68 (68-0, 1954)  
 CU's Largest Win Margin: None

GAME 9

**MILLERSVILLE MARAUDERS**

October 29, 2011 • 1:30 PM

Chryst Field at Biemesderfer  
Millersville, PA



**GENERAL INFORMATION**

Location: Millersville, PA  
 Founded: 1855  
 Enrollment: 8,319  
 Nickname: Marauders  
 Colors: Black and Gold  
 Stadium: Chryst Field at Biemesderfer Stadium (6,500)  
 Surface: FieldTurf  
 Conference: PSAC Eastern Division  
 President: Dr. Francine G. McNairy  
 Athletic Director: Peg Kauffman

**HISTORY**

First Year of Football: 1889  
 All-Time Record: 458-417-43 (.522)  
 NCAA Playoff Appearances: 3

**SPORTS INFORMATION**

Football SID: Ethan Hulsey  
 E-Mail: ehulsey@millersville.edu  
 Office: 717-872-3100  
 Fax: 717-872-3995  
 Press Box: 717-872-3232  
 http://www.millersvilleathletics.com

**COACHING STAFF**

Head Coach: Greg Colby  
 Alma Mater: Illinois '75  
 Career Record: 6-28 (3)  
 At School: 6-28 (3)  
 Football Office Phone: 717-872-3012

**TEAM INFORMATION**

2010 Record: 2-9  
 2010 Conference Record: 0-7 (8th)  
 2010 Final Rankings: NR  
 Lettermen Returning/Lost: 34/18  
 Starters Returning/Lost: 19/5

**SERIES HISTORY**

Series Record: 38-23-2  
 Series at SU: 18-11  
 Series at MU: 20-12-2  
 First Meeting: 1916  
 Result: SU 15, MU 0  
 Last SU Home Win: 2010 (19-14)  
 Last SU Road Win: 2009 (63-24)  
 Last MU Road Win: 1996 (34-29)  
 Last MU Home Win: 2000 (27-19)  
 Current Streak: Shippensburg (7)  
 SU's Largest Win Margin: 71 (1924, 71-0)  
 MU's Largest Win Margin: 29 (1973, 56-27)

GAME 10

**EAST STROUDSBURG WARRIORS**

November 5, 2011 • 1 PM

Seth Grove Stadium  
Shippensburg, PA



**GENERAL INFORMATION**

Location: East Stroudsburg, PA  
 Founded: 1893  
 Enrollment: 7,500  
 Nickname: Warriors  
 Colors: Red and Black  
 Stadium: Eiler-Martin Stadium (6,000)  
 Surface: FieldTurf  
 Conference: PSAC Eastern Division  
 President: Dr. Robert Dillman  
 Athletic Director: Dr. Tom Gioglio

**HISTORY**

First Year of Football: 1926  
 All-Time Record: 445-290-19 (.603)  
 NCAA Playoff Appearances: 4

**SPORTS INFORMATION**

Football SID: Greg Knowlden  
 E-Mail: gknowlden@po-box.esu.edu  
 Office: 570-422-3312  
 Fax: 570-422-3586  
 Press Box: 570-422-3549  
 http://esuwarriors.com

**COACHING STAFF**

Head Coach: Denny Douds  
 Alma Mater: Slippery Rock '63  
 Career Record: 229-154-3 (37)  
 At ESU: 229-154-3 (37)  
 Football Office Phone: 570-422-3222

**TEAM INFORMATION**

2010 Record: 3-8  
 2010 Conference Record: 2-5 (6<sup>th</sup>)  
 2010 Final Rankings: NR  
 Lettermen Returning/Lost: 33/21  
 Starters Returning/Lost: 14/8

**SERIES HISTORY**

Series Record: 30-16-2  
 Series at SU: 18-7-1  
 Series at ESU: 12-9-1  
 First Meeting: 1926  
 Result: SU 7, ESU 0  
 Last SU Home Win: 2009 (38-14)  
 Last SU Road Win: 2010 (20-17)  
 Last ESU Road Win: 2002 (23-21)  
 Last ESU Home Win: 2008 (44-41 OT)  
 Current Streak: Shippensburg (2)  
 SU's Largest Win Margin: 38 (38-0, 1936)  
 ESU's Largest Win Margin: 41 (48-7, 1960)

GAME 11

**MERCYHURST LAKERS**

November 12, 2011 • 1 PM

Seth Grove Stadium  
Shippensburg, PA



**GENERAL INFORMATION**

Location: Erie, PA  
 Founded: 1926  
 Enrollment: 3,500  
 Nickname: Lakers  
 Colors: Hunter Green and Navy Blue  
 Stadium: Tullio Field (2,300)  
 Surface: FieldTurf  
 Conference: PSAC Western Division  
 President: Dr. Thomas J. Gamble  
 Athletic Director: Joe Kimball

**HISTORY**

First Year of Football: 1981  
 All-Time Record: 146-47-4  
 NCAA Playoff Appearances: 1

**SPORTS INFORMATION**

Football SID: Dave Leisering  
 E-Mail: dleisering@mercyhurst.edu  
 Office: 814-824-2525  
 Fax: 814-824-2591  
 www.hurstathletics.com

**COACHING STAFF**


Head Coach: Marty Schaetzle  
 Alma Mater: Bucknell '83  
 Career Record: 42-57 (10)  
 At School: 42-57 (10)  
 Football Office Phone: 814-824-2244

**TEAM INFORMATION**

2010 Record: 10-3  
 2010 Conference Record: 6-1 (1<sup>st</sup>)  
 2010 Final Rankings: #11  
 Lettermen Returning/Lost: N/A  
 Starters Returning/Lost: 15/9

**SERIES HISTORY**

Series Record: 0-1  
 Series at SU: 0-0  
 Series at MC: 0-1  
 Last SU Home Win: N/A  
 Last SU Road Win: N/A  
 Last MC Road Win: N/A  
 Last MC Home Win: 2008 (21-17)  
 Current Streak: Mercyhurst (1)  
 SU's Largest Win Margin: N/A  
 MC's Largest Win Margin: 4 (21-17, 2008)



Six teams from four different regions will be selected to compete in the 2011 NCAA Division II Football playoffs. The top two teams from each region receive a bye into the second round.

Shippensburg competes in NCAA Super Region I, which features the PSAC, the WVIAC and the CIAA.

**Round 1:**

November 19  
 (hosted by regional seeds #3 and #4)

**Round 2:**

November 26  
 (hosted by regional seeds #1 and #2)

**Quarterfinals (Regional Championships):**

December 3  
 (hosted by highest remaining seeds)

**Semifinals:**

December 10  
 [Super Region 1 faces Super Region 2]  
 [Super Region 3 faces Super Region 4]

**Finals:**

December 17  
 Braly Municipal Stadium  
 TV: ESPN2

# All-Time RECORD VS. OPPONENTS

## PSAC Opponents

School	W	L	T	1st Mtg	Last Mtg
Bloomsburg	42	31	1	1917	2010
California (Pa.)	42	30	1	1926	2009
Cheyney	12	0	0	1951	2010
Clarion	19	33	1	1955	2010
C.W. Post	3	2	0	1981	2010
East Stroudsburg	27	17	2	1926	2010
Edinboro	24	24	1	1957	2009
Gannon	0	1	0	2010	2010
Indiana (Pa.)	17	44	4	1925	2007
Kutztown	44	17	2	1929	2010
Lock Haven	46	18	3	1929	2010
Mercyhurst	0	1	0	2008	2008
Millersville	38	23	2	1916	2010
Slippery Rock	20	39	2	1924	2007
West Chester	9	22	1	1921	2010

## Active Division II Schools

School	W	L	T	1st Mtg	Last Mtg
Hillsdale	0	2	0	1964	1965
New Haven	2	0	0	1990	1991
Shepherd	28	18	0	1923	2010
West Liberty	2	1	0	1976	1989
Virginia Union	1	0	0	1981	1981

## Active Division I FCS Schools

School	W	L	T	1st Mtg	Last Mtg
James Madison	5	6	0	1974	1996
Liberty	0	1	0	2007	2007
North Dakota State	0	1	0	1981	1981
Portland State	0	1	0	1989	1989
Southern Connecticut State	1	1	2	1954	1957
Towson	2	0	0	1981	1982

## Active Division III Schools

School	W	L	T	1st Mtg	Last Mtg
Bridgewater	2	0	0	1953	1954
The College of New Jersey	1	0	0	1952	1952
Juniata	0	1	0	1920	1920
Montclair State	2	2	0	1954	1963
Randolph-Macon	1	0	0	1980	1980
SUNY-Brockport	5	1	0	1966	1973
Waynesburg	0	1	0	1941	1941

## Antiquated or Defunct Programs

School	W	L	T	1st Mtg	Last Mtg
Alpha Club of Waynesboro	0	0	1	1917	1917
Altoona P.R.R. Vocational School	1	0	0	1922	1922
Altoona Tech/P.R.R.	1	0	0	1922	1922
Beckley Business College	1	0	0	1926	1926
Blue Ridge	1	1	0	1926	1927
Carlisle Athletic Club	0	2	0	1894	1895
Carlisle Barracks	1	0	0	1942	1942
Carlisle Indian Reserves	0	4	0	1907	1917
Chambersburg Academy	9	5	0	1891	1905
Chambersburg Athletic Association	0	4	0	1898	1901
Chambersburg Athletic Club	1	1	0	1905	1907
Conway Hall	0	2	0	1907	1916
Dickinson Freshmen	4	0	0	1915	1927
Dickinson Junior Varsity	1	0	0	1925	1925
Dickinson Reserves	6	0	1	1899	1924
Dickinson Law School	0	1	0	1915	1915
Dickinson Preps	5	5	3	1893	1902
Franklin-Marshall Academy	0	1	0	1921	1921
Georgetown (D.C.) Freshmen	0	1	0	1927	1927
Gettysburg Freshmen	1	0	0	1926	1926
Gettysburg Junior Varsity	1	0	0	1925	1925
Gettysburg Reserves	0	3	1	1915	1922
Gettysburg High School	1	0	0	1920	1920
Harrisburg High School	1	1	1	1893	1899
Harrisburg Tech Reserves	1	0	0	1919	1919
Harrisburg West End	1	0	0	1928	1928
Lebanon Valley Freshman	1	0	0	1923	1923
Lebanon Valley Reserves	1	0	0	1921	1921
Mansfield	6	3	0	1958	2006
Massanutten Military Academy	1	2	0	1922	1924
Mercersburg Academy	1	8	1	1896	1925
Mercersburg Academy Reserves	0	2	0	1905	1907
Millersburg Athletic Club	2	0	0	1929	1930
Mount St. Mary's	2	1	0	1948	1950
Potomac State College of West Va.	1	2	0	1927	1929
Scotland School for Veteran's Children	1	2	0	1900	1921
Susquehanna College Junior Varsity	1	0	0	1925	1925
Tarsus School	2	0	0	1919	1920
U.S. Base Hospital #31	1	0	0	1919	1919
Waynesboro Business College	0	1	0	1915	1915
Waynesboro High School	0	0	1	1907	1907
Western Maryland Freshmen	0	2	0	1927	1928
West Virginia Tech	2	0	0	1974	1975
Wilson (now known as UDC)	5	0	0	1935	1953



# HISTORY

For more than a century, football has been a part of campus life at Shippensburg. SU was founded in 1871 as the Cumberland Valley State Normal School. Twenty years later, the football team was organized in the fall of 1891 by a group of enthusiastic students who had read about exploits of major college teams in newspapers.

The team played its first game against Chambersburg Academy on Dec. 5, 1891. The Normal School players had no coach or uniforms and paid their own train fare for the 12-mile trip.

The first winning season was in 1895 and the first undefeated season in 1897. In 1908, the sport was dropped, but was revived in 1915 as football grew in popularity. The team won the Pennsylvania Normal School Eastern Section championship in 1921, 1924 and 1925 and the State Normal School championship in 1925 with a 14-6 victory over Indiana (Pa.).

In 1926, the institution was granted the power to confer bachelor degrees and the team formally entered the ranks of intercollegiate football. Shippensburg has since maintained a winning percentage well over .500.

During the 1930s, Shippensburg captured or shared the "mythical" PSAC title three times, with championship seasons in 1931, 1935 and 1938. Until 1960, the championship was determined by a vote of sportswriters and/or a mathematical rating system called the Saylor System.

Jack Green, one of the best athletes ever to attend Shippensburg, led the 1931 team by scoring 15 touchdowns as Shippensburg went 6-1-1. The 1935-38 teams, led by fullback John Bay, had an outstanding 24-4-3 record. The defense shutout the opposition 21 times in four years, and Bay led the offensive attack by scoring 25 touchdowns in his career.

In fact, the 1936 team shutout six of its eight opponents and only allowed 15 points to be scored against it the entire season. A 9-7 loss in the season finale to Lock Haven prevented a perfect season.

The Red Raiders enjoyed football success throughout the decade of the 1950s. The team lost only one game in 1950 and between 1951 and 1954, Shippensburg won 20 games in a row and 24 out of 25. That winning streak remains the longest in PSAC history.

The 1952 team went 7-0 and outscored the opposition 266-20, receiving only nine kickoffs the entire season. More impressively, Shippensburg returned five of those nine kickoffs for touchdowns.

The 1953 squad, which was led by Associated Press Little All-American tackle Robert "Tiny" Adams, was the first team in the history of college football to lead the nation in total defense, pass defense and rushing defense in the same season. Other teams had led in total defense and either passing or rushing defense, but never all three.



In 1954, the football team saw its 20-game win streak come to an end with a 13-7 loss to California (Pa.) on homecoming. Spencer Keyes, who scored 26 touchdowns during his career, including seven on punts and kickoffs, was forced to miss that game with an injury.

Three years later in 1957, the team won a share of the conference championship again with an unbeaten 6-0-1 record. That year, Nick Cutro averaged an amazing 12.8 yards per carry, gaining 474 yards on 37 carries.

In 1960, the PSAC split into Eastern and Western divisions, and began deciding its champion on the field. The annual State Game was established, pitting the champions of the two divisions. After several years of limited success, the Red Raiders began to develop into a conference contender in the early 1970s.

The team won a share of the conference title in 1976 when it tied East Stroudsburg 14-14 in the State Game.

In 1981, Shippensburg won the PSAC championship again, defeating Millersville 34-17 in the State Game. Shippensburg then went on to defeat Virginia Union 40-27 on the road in the NCAA Division II quarterfinals before losing at home to North Dakota State 18-6 in the semifinals.

For their efforts, the 1981 Red Raiders were named ECAC Division II Team of the Year. In addition the team won the Lambert Cup, which was awarded to the top Division I-AA or II team in the East. The Lambert Trophies Board created a separate award, the Lambert Plaque, for Division II teams in 1982. Shippensburg was the last Division II team to win the Lambert Cup.

The Red Raiders won the PSAC Western Division title in 1988, rebounding from two early season losses to go through its division schedule with a 5-1 mark.

In 1991, the team's centennial season, it compiled a 10-3 record and reached the quarterfinals of the NCAA tournament.

An offensive boon occurred in the late 1990s. In 1999, the team went 8-3: the third consecutive winning season for the Red Raiders.

In 2001, Shippensburg won eight of its last nine games to finish 8-3 and second in the Western Division. The Red Raiders finished second again in 2002. Shippensburg finished the 2003 season with an 8-3 record for the third time in five years. John Kuhn was the Division II co-leader in total touchdowns with 22.

The Red Raiders used the momentum from the end of the 2003 season by winning its first five games of 2004 before losing at Indiana (Pa.) on October 2 when the team was ranked at No. 9 in Division II. However, the team would finish the season with a 10-1 record and a share of its first PSAC Western Division championship since 1988.

After receiving a first round bye in the NCAA Division II Football Championship, Shippensburg's comeback at home against West Chester in the second round fell just short as the Golden Rams won 33-28, ending one of the best seasons in school history.

In 2008, Shippensburg moved into the Eastern Division of the PSAC after 48 seasons of competition in the West. Traditional rivals such as Bloomsburg and West Chester became conference opponents.

The 2009 season was one of the best in Shippensburg's storied history - as the Red Raiders won their first PSAC "State Game" championship since 1981.

SU won the Eastern Division title with a 6-1 record and hosted the "State Game" for the first time since 1976 - defeating Cal by a 42-35 margin. Cal would exact revenge in the second round of the playoffs. Rocky Rees earned his second AFCA Regional Coach of the Year award while Mike Harris was named an AFCA All-American.

Rees, the winningest head coach in SU history with 123 victories, retired after the 2010 season.

Year	Overall		Conf		Coach
	Record	Conf	Record	Finish	
1891	0-1				None
1892	0-1				None
1893	1-2-2				None
1894	0-3				Jess Heiges
1895	2-1				H.M. Roth
1896	2-2-1				H.M. Roth
1897	4-0				C.E. Barton
1898	1-2				C.E. Barton
1899	3-2-1				Ezra Lehman
1900	0-1				W.M. Rife
1901	0-3				W.M. Rife
1902	2-2				W.M. Rife
1905	1-2				J.O. Gray
1907	1-3-1				n/a
1915	1-4				Howard Harbison
1916	2-4				Howard Harbison
1917	1-3-1				Robert Myers
1919	4-1-2				R.W. Williams
1920	6-2				Seth Grove
1921	5-1-2				A.J. Sharadin
1922	5-3				A.J. Sharadin
1923	2-6				Benjamin Ingalls
1924	6-2				Harry Newsham Bentz
1925	8-1				Harry Newsham Bentz
1926	6-3				Barney Potratz
1927	4-4-1				Harry Newsham Bentz
1928	4-4				Harry Newsham Bentz
1929	5-4				Henry Dresser
1930	2-6				Henry Dresser
1931	6-1-1				Henry Dresser
1932	3-5				Henry Dresser
1933	1-6				Henry Dresser
1934	5-2	PSAC	5-2	n/a	Ed Gulian
1935	7-1	PSAC	6-1	n/a	Ed Gulian
1936	7-1	PSAC	6-1	n/a	Ed Gulian
1937	5-1-2	PSAC	4-1-2	n/a	Ed Gulian
1938	6-1-1	PSAC	6-1-1	n/a	Ed Gulian
1939	3-3-1	PSAC	3-3-1	n/a	Ed Gulian
1940	3-3-2	PSAC	3-3-2	n/a	Ed Gulian
1941	6-2	PSAC	6-1	n/a	Ed Gulian
1942	2-4	PSAC	1-4	n/a	Ed Gulian
1946	2-4-2	PSAC	2-4-2	n/a	Ed Gulian
1947	5-2-1	PSAC	5-2-1	n/a	Vinton Rambo
1948	5-3	PSAC	4-3	n/a	Vinton Rambo
1949	1-6-1	PSAC	1-5-1	n/a	Vinton Rambo

\* Shippensburg did not field teams in the following years: 1903-04, 1906, 1098-1914, 1918, 1943-45

Year	Overall		Conf		Coach
	Record	Conf	Record	Finish	
1950	7-1-1	PSAC	6-1-1	n/a	Vinton Rambo
1951	5-3	PSAC	5-3	n/a	Vinton Rambo
1952	7-0	PSAC	5-0	n/a	Vinton Rambo
1953	8-0	PSAC	6-0	n/a	Vinton Rambo
1954	7-1	PSAC	4-1	n/a	Vinton Rambo
1955	4-2-2	PSAC	3-2-1	n/a	Jack Roddick
1956	6-2	PSAC	5-1	n/a	Jack Roddick
1957	6-0-1	PSAC	5-0	n/a	Jack Roddick
1958	4-4	PSAC	3-4	n/a	Jack Roddick
1959	6-2	PSAC	5-2	n/a	Jack Roddick
1960	2-7	PSAC W	2-6	7th	Jack Roddick
1961	0-8	PSAC W	0-4	7th	Jack Roddick
1962	4-4	PSAC W	3-3	T-4th	Jack Roddick
1963	3-5	PSAC W	3-3	4th	Jack Roddick
1964	4-4	PSAC W	3-3	3rd	Dave Dolbin
1965	2-6	PSAC W	1-5	6th	Dave Dolbin
1966	4-5	PSAC W	2-3	T-3rd	Dave Dolbin
1967	4-5	PSAC W	3-2	T-3rd	Dave Dolbin
1968	5-3	PSAC W	3-2	3rd	Dave Dolbin
1969	1-7	PSAC W	1-4	6th	Dave Dolbin
1970	3-5	PSAC W	2-3	T-4th	Dave Dolbin
1971	2-6	PSAC W	0-5	6th	Dave Dolbin
1972	3-6-1	PSAC W	1-4	T-5th	Gene Epley
1973	2-7	PSAC W	1-4	T-6th	Gene Epley
1974	7-4	PSAC W	3-3	4th	Gene Epley
1975	6-5	PSAC W	3-3	T-4th	Gene Epley
1976	8-2-1	PSAC W	5-1	T-1st	Joe Mark
1977	6-4	PSAC W	4-2	2nd	Joe Mark
1978	7-3	PSAC W	5-1	T-1st	Joe Mark
1979	4-6	PSAC W	2-4	T-4th	Vito Ragazzo
1980	5-4-1	PSAC W	3-2	T-2nd	Vito Ragazzo
1981	12-1	PSAC W	6-0	1st	Vito Ragazzo
1982	7-3	PSAC W	4-2	T-2nd	Vito Ragazzo
1983	4-6	PSAC W	1-5	6th	Vito Ragazzo
1984	4-6	PSAC W	1-5	T-6th	Vito Ragazzo
1985	5-5	PSAC W	3-3	T-3rd	Vito Ragazzo
1986	3-7	PSAC W	2-4	T-6th	Joe Bottiglieri
1987	4-6	PSAC W	3-3	T-3rd	Joe Bottiglieri
1988	6-4	PSAC W	5-1	T-1st	Joe Bottiglieri
1989	5-5-1	PSAC W	1-4	T-6th	Joe Bottiglieri
1990	5-6	PSAC W	2-4	5th	Rocky Rees
1991	10-3	PSAC W	4-2	T-2nd	Rocky Rees
1992	3-7-1	PSAC W	2-3	4th	Rocky Rees
1993	6-5	PSAC W	2-4	5th	Rocky Rees
1994	5-6	PSAC W	2-4	T-4th	Rocky Rees
1995	3-8	PSAC W	2-4	5th	Rocky Rees
1996	3-8	PSAC W	2-4	5th	Rocky Rees
1997	6-4	PSAC W	4-2	T-2nd	Rocky Rees
1998	7-4	PSAC W	4-2	3rd	Rocky Rees
1999	8-3	PSAC W	4-2	3rd	Rocky Rees
2000	5-6	PSAC W	2-4	T-5th	Rocky Rees
2001	8-3	PSAC W	5-1	2nd	Rocky Rees
2002	6-5	PSAC W	4-2	T-2nd	Rocky Rees
2003	8-3	PSAC W	4-2	3rd	Rocky Rees
2004	10-2	PSAC W	5-1	T-1st	Rocky Rees
2005	4-7	PSAC W	2-4	T-5th	Rocky Rees
2006	5-6	PSAC W	3-3	T-4th	Rocky Rees
2007	3-8	PSAC W	2-4	5th	Rocky Rees
2008	4-7	PSAC E	3-4	5th	Rocky Rees
2009	9-3	PSAC E	6-1	1st	Rocky Rees
2010	5-6	PSAC E	3-4	5th	Rocky Rees



1953

The "Golden Age" of Shippensburg football had many memorable seasons under legendary coach Vinton Rambo. The 1953 squad, which was led by Associated Press Little All-American tackle Robert "Tiny" Adams, was the first team in the history of college football to lead the nation in total defense, pass defense and rushing defense in the same season. Other teams had led in total defense and either passing or rushing defense, but never all three.

The squad, captained by Ray Ellis and Chuck Burnheimer, demolished every opponent in its path en route to an 8-0 season. Ellis eventually became the namesake for the football team's treasured "Fighting Heart" award. After a 24-14 season-opening win over Lock Haven, Shippensburg won its next three games by a combined 119-0 margin. The Red Raiders then defeated Slippery Rock on the road, 20-14, before a 65-0 rout of Millersville, a 20-7 road win over Cheyney and a 52-0 whitewashing of Bridgewater.

Adams was the first football player in Shippensburg history to earn first team AP All-America honors. He used his strength to dominate the line of scrimmage, helping set school records for fewest yards allowed per game (81.9) and fewest yards per play. Among his most famous exploits that season was a punt in which he blocked his man into the flight of the kick and subsequently the punter.

Burnheimer was a lineman, playing tackle on both offense and defense. In 1953 he was second team All-Conference again and he was one of only three Shippensburg players to earn All-Pennsylvania honorable mention recognition. The All-Pennsylvania team consisted mainly of major college players and it was difficult for players from smaller schools to gain those accolades.

Hall of famer Spencer Keyes was the leading rusher and scorer on the squad with 66 carries for 588 yards and nine touchdowns. He passed for two more touchdowns and also set the school record for most kick returns for touchdowns (two punts, one kickoff).

1976

In his first season at the helm of the Red Raiders, head coach Joe Mark guided the Shippensburg University football team to the PSAC Western Division championship and a split of the PSAC crown after tying East Stroudsburg in the State Game, 14-14. It was Shippensburg's first conference championship in 19 years.

After starting the season with a tough loss to West Liberty State, Shippensburg rattled off seven consecutive victories, including a 21-0 road shutout of IUP, a 10-3 home win over Slippery Rock, and a 7-0 road victory at Lock Haven. Rounding out October, SU crushed California 58-0 and then defeated Edinboro, 28-24.

Shippensburg shared the best record in the Western Division with Slippery Rock but the Red Raiders were selected to compete in the State Game by virtue of their head-to-head victory in Week 5. Rushing touchdowns by Fred Glasgow and Rene Posey were the only scores for Shippensburg, but the tie prevented East Stroudsburg from matching Shippensburg's all-time PSAC record for consecutive victories set in 1954 (20).

Several players produced memorable seasons. Glasgow, one of four future SU hall of famers on the 1976 squad, led the team in rushing with 220 carries for 990 yards and 10 touchdowns. He was an AP honorable mention Little All-America selection.

Wide receiver Averell Harris led the team with 31 receptions and 439 receiving yards - earning honorable mention All-America honors in addition to being a first team All-Eastern College Athletic Conference (ECAC) Division player.

Quarterback Scott Knudson had one of the most remarkable success stories in the history of Red Raider football. Knudson was the third-string quarterback entering the season but became the starter as a sophomore after the first two quarterbacks were injured within a week. Knudson finished the season as the team's leader in total offense with 74 completions in 137 attempts for 1,030 yards and five touchdowns.

Defensively, senior co-captain Tony Winter led the team with over 150 tackles. He set school records for the most tackles in a single game (27 in a road loss to Clarion) and career tackles with 387. Winter won the 1976 Ray Ellis Fighting Heart Award and was also the team's Most Valuable Player. He was a first team All-Pennsylvania Conference choice and received honorable mention in the balloting for All-American.

1981

Shippensburg was the only team in the country to finish the 1981 regular season with an 11-0 record. The Red Raiders were named the ECAC Division II Team of the Year and won the Lambert Cup for being the top Division I-AA or Division II team in the East. SU defeated Millersville 34-17 in the State Game and advanced to the NCAA playoffs for the first time in school history.

In the national quarterfinals, SU achieved a 40-27 victory over Virginia Union before 12,000 fans at Richmond's City Stadium. Virginia Union entered the game ranked second in the country in total defense. The Red Raiders then hosted North Dakota State in the national semifinals before a capacity crowd at Seth Grove Stadium but lost, 18-6.

Among national rankings, SU finished seventh in the nation in total offense by averaging 394.8 yards per game. The Red Raiders also ranked 11th in the nation for rushing offense after averaging 223.5 yards per game. Eight players received All-PSAC designations.

Quarterback Tim Ebersole was named the ECAC Division II Player of the Year after ranking third in the nation for passing efficiency and 10th in total offense. He also set a school record with 20 touchdown passes that season.

Senior lineman Dave Calvario received the Vinton Rambo Award and was a third-time AP College Division All-American. Ebersole and defensive end Ed Brown received AP honorable mention.

Head coach Vito Ragazzo was the Pennsylvania Conference Coach of the Year, Kodak College Division Coach of the Year (as selected by the AFCA) and the NCAA Division II Coach of the Year for the Chevrolet Scholar program (as selected by ABC television - who broadcasted the national semifinal).

Seven players earned All-PSAC Western Division accolades. The First-Team picks were Brown, Calvario and Ebersole. Five players earned Second Team accolades: linemen Greg Keller and Fran Masciantonio, wide receiver Ed Noon, running back Dave Friese and defensive back Chuck Beans.

Noon teamed with Ebersole to form a potent passing threat - he caught 46 passes for 816 yards and 12 touchdowns. Those totals do not include the 10 receptions for 221 yards that he totaled in the two NCAA playoff games. He added 199 rushing yards and a touchdown to rank second on the team behind Friese with 1,015 all-purpose yards. At the conclusion of the season, Ebersole and Noon shared the team's "Most Valuable Player" award.

1991

Despite finishing second in the PSAC Western Division, the 1991 Red Raiders still earned the opportunity to play in the NCAA Division II tournament after a 9-2 regular season that was capped off with Jeff Fickes's blocked field goal to preserve an exhilarating 31-30 victory over New Haven.

The Red Raiders opened the season with five consecutive victories, including a win in the season opener over NAIA tournament team Shepherd and a 44-35 comeback over Kutztown in which the Red Raiders trailed 35-14 at halftime. The only two losses of the regular season came against IUP (week 6) and Clarion (week 8).

In the opening round of the playoffs, SU traveled to face East Stroudsburg - the Eastern Division champions. The teams were tied 27-27 after regulation. The Red Raiders scored first in overtime to take a 34-27 lead after a Winston Horshaw touchdown and a Howie Guarini extra point. ESU countered with a touchdown but George Strish blocked the extra point to give SU the win - marking the second straight week that Shippensburg had clinched a victory with a blocked kick.

The season ended in the next round with a loss at Indiana (Pa.) - the eventual national semifinalists.

Horshaw led the nation in kickoff return average, totaling 536 yards on 15 returns (35.6 yards per return). Fickes, an AP All-America First Team selection, led the nation in interceptions with 12 through 11 games - setting new school records for a single season and a career (21). Both men received All-ECAC First Team honors.

Four other men received All-ECAC honors. Linebacker Ken Pickett set a school record with 182 tackles during the season. He also earned AP All-America Second Team honors. Defensive lineman and future NFL standout Rob Davis tied the school record with 10 sacks in a season and led the defensive line with 90 tackles.

Bill Pettyjohn broke the single season school record for rushing with 1,101 yards - he added an additional 181 yards in two touchdowns in the NCAA playoffs. Tad Pribula led the team in receiving despite missing two games with an injury. He had 48 receptions for 675 yards and four touchdowns.

INFO

COACHES

OUTLOOK

PLAYERS

REVIEW

PSAC

OPPONENTS

HISTORY

INFO

COACHES

OUTLOOK

PLAYERS

REVIEW

PSAC

OPPONENTS

HISTORY



2004

For the first time in 13 years, the SU football team advanced into the NCAA playoffs after a memorable and historic regular season. The 2004 season began with five consecutive victories, had one hiccup in the middle at IUP, and finished with six more victories. SU was ranked as highly as No. 9 in Division II and won its first share of the PSAC Western Division crown since 1988.

SU had an overwhelming 15 All-PSAC Western Division selections – including nine of the team’s 11 starters on defense – contribute to a squad that hosted a NCAA playoff game for the first time in 23 years and appear in the postseason for the third consecutive decade.

Shippensburg, backed by AFCA First Team All-America fullback John Kuhn, set a new school record with 3,112 rushing yards during the season. It was the first time in school history that SU had totaled more than 3,000 rushing yards in one season.

Kuhn completed his career owning 21 school records and four conference records, totaling 910 rushes, 4,685 rushing yards, 53 touchdowns and 23 games with at least 100 yards on the ground. In 2004, Kuhn ran for 1,487 yards and scored 14 touchdowns.

The defense, coached by former Red Raider All-American Mark “Mac” Maciejewski, was one of the best the school has ever produced. SU held seven opponents under 100 yards rushing and only yielded two 100 yard rushers all season. Opponents averaged just 13.6 points per game against Shippensburg, totaled 25 interceptions and recorded 28 sacks.

Among the group was standout All-PSAC West First Team defensive back Brent Grimes, who intercepted seven passes and recorded 12 pass breakups, and Gene Upshaw Lineman of the Year finalist Ryan Hoffman, who recorded 4.5 sacks and 12.5 tackles for loss.

Several players also earned All-Region honors from Don Hansen’s Football Gazette, including Kuhn, Grimes, safety Mike Street, linebacker Dan Walsh and offensive lineman Chris Leavenworth, who achieved honorable mention All-America honors from the publication.

The 2004 squad, which totaled 391 points and 4,882 yards from scrimmage, capped off a memorable four-year run in which the Red Raiders went 32-13 to compile a winning percentage of .711. The 32 victories set a new school record for the most victories in any four-year stretch.

2009

Shippensburg earned its first outright divisional championship and first overall conference championship in 28 years, beating three ranked opponents along the way: No. 3 Bloomsburg, No. 15 Edinboro and No. 18 California (Pa.). Two of those games were on the road.

The Red Raider Wing-T was dominant, ranking first in the conference with an average time of possession at 32:40 per game and ranking third in the conference with an average of 182.2 rushing yards per game. SU also led the conference with a total of 510 rushes from scrimmage.

Shippensburg scored at least 21 points in all 12 games, a feat never before achieved in 105 seasons of organized football at the university. The Red Raiders also came within six points of a new record for points scored in a season, finishing the year with 393 points (32.8 per game), and within one touchdown of tying the school record for the most touchdowns scored in one season (53 in 1999).

The season ended earlier than the Red Raiders had hoped, however, losing a 26-21 game to California (Pa.) in the NCAA Division II Second Round. SU had earlier defeated Cal in the State Game, 42-35.

Senior quarterback Chad DiFebbo finished his Red Raider career with the school record for passing touchdowns in a season (27) and total touchdowns in a season (29) while throwing at least one touchdown pass in 22 of his 23 career starts.

Senior split end Mike Harris concluded his tenure at Shippensburg as an AFCA All- American and just the 14th player in PSAC history to compile 3,000 receiving yards (197 career receptions, 3,000 career receiving yards). He finished his career with the school record for the most career games with a touchdown reception (20), breaking Ed Noon’s mark.

Another senior, Kyler Ford, set school records for career punts (245), career punting yards (9,768), points by a kicker in one season (77) and successful extra points by a kicker in one season (47). He was among the nation’s top five punters in terms of net average and competed with Harris in the Valero Cactus Bowl.

In all, Shippensburg averaged 32.8 points per game and ranked among the PSAC’s Top 5 teams in 23 statistical categories. Nine players earned All-PSAC credentials.

Won-Loss Record

(Wins-Losses-Ties, Pct.)

Overall Record (1891-present)

460-402-31 (.531)

Normal School Record (1891-1925)

57-52-10 (.521)

Four-Year School Record (1926-present)

403-350-21 (.534)

Seth Grove Stadium Record

125-78-2 (.615)

Most Wins

12 (1981)

Undefeated Seasons (4)

1897, 1952, 1953, 1957

Undefeated Seasons at Home (21)

1895, 1897, 1919, 1925, 1926, 1929, 1931, 1935, 1936, 1938, 1941, 1947, 1946, 1952, 1953, 1957, 1976, 1978, 1982, 1991, 1999

Undefeated Seasons on the Road (9)

1897, 1937, 1950, 1952, 1953, 1954, 1957, 1981, 1921

Most Home Victories in a Season

6, (1982, 2004)

Most Victories on the Road

8, (1981)

Championship Seasons

Pennsylvania Normal School Athletic League Championships

1925

Pennsylvania Normal School Athletic League Eastern Section Championships

1921, 1924, 1925

Mythical PSAC Championships (title decided by vote of sportswriters or Saylor system)

1931 (co-champs), 1935, 1938 (co-champs), 1957 (co-champs)

PSAC Championships (STATE GAME)

1976 (co-champs), 1981, 2009

PSAC Division Championships

1976 (co-champs), 1978 (co-champs), 1981, 1988, 2004 (tri-champs), 2009

Lambert Cup Champions

1981, 2004

Eastern College Athletic Conference (ECAC) Team of the Year

1981

NCAA Division II Championship Appearances

1981 (semifinals) 2004 (second round)  
1991 (quarterfinals) 2009 (second round)

Streaks

Longest Winning Streak

20, (1951-54, PSAC record)

Longest Home Winning Streak

11, Sept. 26, 1925 vs. Dickinson JV; through Georgetown Freshmen, Oct. 1, 1927.

Longest Road Winning Streak

12, Nov. 3, 1951 at Millersville; through Oct. 1, 1955, Southern Connecticut State

Longest Undefeated Streaks

20, (Nov. 3, 1951 to Oct. 16, 1954 - 20-0)  
12, (Oct. 13, 1956 to Sept. 20, 1958; 11-0-1)  
12, (Sept. 12, 1981 to Dec. 5, 1981; 12-0)

Longest Home Undefeated Streak

11, Sept. 26, 1925 vs. Dickinson JV; through Oct. 1, 1927, Georgetown Freshmen (11 wins)

Longest Road Undefeated Streak

13, Nov. 3, 1951 vs. Millersville; through Oct. 15, 1955, California (Pa.), (12 wins, 1 tie).

Attendance Records

Largest Crowd at a Neutral Site

61,143 vs. Slippery Rock, Sept. 29, 1979 (at Michigan Stadium - Ann Arbor, Michigan)

Largest Road Game Crowds

12,331 at Liberty - Sept. 8, 2007

Largest Total Season Attendance

102,543 (1979, 10 games)

All-Time Head Coaching Records By Victories

Head Coach	Years	W	L	T	Pct.
Rocky Rees	1990-2010	123	110	1	.528
Ed Gulian	1933-42, 1946	47	28	8	.614
Vinton Rambo	1947-54	45	16	3	.727
Vito Ragazzo	1979-85	41	31	1	.569
Jack Roddick	1955-63	35	34	3	.507
Dave Dolbin	1964-71	25	41	0	.379
H. N. Bentz	1924-25, 1927-28	22	11	1	.662
Joe Mark	1976-78	21	9	1	.694
Joe Bottiglieri	1986-89	18	22	1	.451
Gene Epley	1972-75	18	22	1	.451
Henry Dresser	1929-32	16	16	1	.500
A. J. Sharadin	1921-22	10	4	2	.687
Seth Grove	1920	6	2	0	.750
Barney Potratz	1926	6	3	0	.667
C. E. Barton	1897-98	5	2	0	.714
R. W. Williams	1919	4	1	2	.714
H. M. Roth	1895-96	4	3	1	.563
Ezra Lehman	1899	3	2	1	.583
Howard Harbison	1915-16	3	8	0	.273
Benjamin Ingalls	1923	2	6	0	.250
W. M. Rife	1900-02	2	6	0	.250
J.O. Gray	1905	1	2	0	.333
Robert Myers	1917	1	3	1	.300
Unknown	1907	1	3	1	.300
No coach	1891-93	1	4	2	.286
Jesse Heiges	1894	0	3	0	.000
<b>Total</b>		<b>455</b>	<b>386</b>	<b>31</b>	<b>.536</b>

# OPPONENTS & RESULTS (1891-1919)

# OPPONENTS & RESULTS (1920-1934)

INFO

COACHES

OUTLOOK

PLAYERS

REVIEW

PSAC

OPPONENTS

HISTORY

INFO

COACHES

OUTLOOK

PLAYERS

REVIEW

PSAC

OPPONENTS

HISTORY

## 1891 (0-1)

Head Coach: None  
 Captain: C. Brinton\*

D5 Chambersburg Ac. L 14-46 A

## 1892 (0-1)

Head Coach: None  
 Captain: M. W. Garrett

N5 Chambersburg A. L 8-28 A

## 1893 (1-2-2)

Head Coach: None  
 Captain: David Sibbett

S30 Dickinson Preps T 4-4 H

O7 Chambersburg Ac. L 0-28 A

O21 Harrisburg HS L 0-38 A

N4 Dickinson Preps T 6-6 H

N18 Chambersburg Ac. W 30-0 H

## 1894 (0-3)

Head Coach: Jesse Heiges  
 Captain: A. A. McCrone

N10 Chambersburg Ac. L 0-20 A

N17 Carlisle Athletic Club L 0-14 H

N24 Chambersburg Ac. L 6-14 A

## 1895 (2-1)

Head Coach: H. M. Roth  
 Captain: G. H. Eckels\*

O12 Carlisle Athletic Club L 0-40 A

O26 Chambersburg Ac. W 28-0 A

N2 Dickinson Preps W 6-0 H

## 1896 (2-2-1)

Coach: H. M. Roth  
 Captain: G. H. Eckels\*

O3 Chambersburg Ac. W 6-4 A

O? Dickinson Preps T 12-12 H

O24 Harrisburg HS W 16-0 A

O31 Mercersburg Ac. L 0-22 A

N4 Dickinson Preps L 0-16 H

## 1897 (4-0)

Head Coach: C. E. Barton  
 Captain: G. H. Eckels\*

O9 Chambersburg Ac. W 24-0 H

O16 Dickinson Preps W 10-0 A

O23 Chambersburg Ac. W 6-0 A

N6 Dickinson Preps W 12-6 H

## 1898 (1-2)

Head Coach: C. E. Barton  
 Captain: G. D. Reynolds

O22 Dickinson Preps W 5-0 H

N5 Chambersburg A.A. L 5-11 A

N12 Dickinson Preps L 0-5 A

## 1899 (3-2-1)

Head Coach: Ezra Lehman  
 Captain: G. H. Eckels\*

O7 Chambersburg A.A. L 0-12 H

O14 Chambersburg A.A. L 0-5 A

O21 Dickinson Preps W 16-5 H

O28 Chambersburg Ac. W 17-0 A

N11 Harrisburg HS T 6-6 A

N25 Dickinson Reserves W 11-10 H



Head Coach Ed Gulian  
 (1933-1946)



Head Coach Harry Newsham Bentz  
 (1924-25, 1927-28)

## 1900 (0-1)

Head Coach: W. M. Rife  
 Captain: E. H. Hager  
 Scotland School L 0-20

## 1901 (0-3)

Head Coach: W. M. Rife  
 Captain: J. W. Shive  
 O12 Mercersburg Ac. L 0-22 A  
 O19 Dickinson Preps L 0-17 H  
 Chambersburg A.A. L 0-5

## 1902 (2-2)

Head Coach: W. M. Rife  
 Captain: Winfield Gray  
 Chambersburg Ac. W 29-6 H  
 O25 Chambersburg Ac. W 18-0 A  
 N1 Dickinson Preps L 0-10 H  
 N15 Dickinson Preps L 6-21 A

## 1903-04

No team

## 1905 (1-2)

Head Coach: J. O. Gray  
 Captains: n/a  
 O14 Chambersburg A.C. L 0-12 H  
 O28 Chambersburg Ac. W 17-0 H  
 N4 Mercersburg Acad. L A

## 1906

No team

## 1907 (1-3-1)

Head Coach: n/a  
 Captains: n/a  
 Conway Hall L 0-28  
 Waynesboro H.S. T 0-0 A  
 Chambersburg A.C. W 6-0  
 Carlisle Indian Res. L 0-23  
 Mercersburg Acad. L 0-10 A

## 1908-14

No team

## 1915 (1-4)

Head Coach: Howard Harbison  
 Captain: Lindsay  
 O9 Dickinson Freshmen W 9-0 H  
 O23 Gettysburg Reserves L 0-30 H  
 O30 Dickinson Law School L 6-12 H  
 N6 Waynesboro Bus. Coll. L 2-20 H  
 N13 Carlisle Indian Res. L 7-13 H

## 1916 (2-4)

Head Coach: Howard Harbison  
 Captain: Harvey Bolan  
 O7 Conway Hall L 0-46 H  
 O14 Gettysburg Reserves L 0-25 H  
 O21 Mercersburg Academy L 6-13 A  
 O28 Carlisle Indian Res. L 0-33 A  
 N4 Dickinson Reserves W 13-0 H  
 N11 Millersville W 15-0 A

## 1917 (1-3-1)

Head Coach: Robert Myers  
 Captain: Harvey Bolan  
 O6 Bloomsburg L 0-26 A  
 O13 Alpha Cl./Waynesboro T 6-6 H  
 O27 Mercersburg Academy L 6-7 H  
 N3 Carlisle Indian Res. L 0-25 A  
 N17 Millersville W 32-0 H

## 1918

No team - World War I

## 1919 (4-1-2)

Head Coach: R. W. Williams  
 Captain: Harvey Bolan  
 O4 Harrisburg Tech. Res. W 33-0 H  
 O11 Dickinson Reserves T 6-6 H  
 O18 Mercersburg Academy L 0-7 A  
 O25 Tarsus School W 13-0 H  
 N1 Bloomsburg W 12-0 H  
 N8 U. S. Base Hosp. #31 W 26-7 A  
 N22 Gettysburg Reserves T 0-0 H

## 1920 (6-2)

Head Coach: Seth Grove  
 Captain: John Shope  
 O2 Gettysburg HS W 21-0 H  
 O9 Scotland School L 7-20 H  
 O16 Mercersburg Ac. W 20-0 H  
 O23 Millersville W 25-21 H  
 O30 Bloomsburg W 40-0 A  
 N6 Dickinson Freshmen W 34-12 H  
 N13 Juniata L 0-28 A  
 N20 Tarsus School W 66-0 H

## 1921 (5-1-2)

Head Coach: A. J. Sharadln  
 Captain: A. S. King  
 O1 Lebanon Valley Res. W 33-0 H  
 O8 Franklin-Marshall Ac. L 14-18 H  
 O15 Mercersburg Academy T 7-7 A  
 O22 Bloomsburg W 13-0 H  
 N5 West Chester W 63-7 H  
 N12 Millersville T 7-7 A  
 N19 Dickinson Reserves W 14-7 H  
 N24 Scotland School W 1-0\* H  
 \* Forfeit

## 1922 (5-3)

Head Coach: A. J. Sharadin  
 Captain: Bozidar Grba  
 O7 Altoona P.R.R. Voc. W 6-0 H  
 O14 Dickinson Reserves W 50-0 H  
 O21 Bloomsburg L 10-34 A  
 O28 Gettysburg Reserves L 6-24 H  
 N4 West Chester W 19-6 A  
 N11 Millersville W 46-6 H  
 N25 Altoona Tech./P. R.R. W 18-0 H  
 N30 Massanutten Mil. Ac. L 13-14 H

## 1923 (2-6)

Head Coach: Benjamin Ingalls  
 Captain: Sherrick Gilbert  
 O6 Mercersburg Ac. L 0-31 A  
 O13 Dickinson Reserves W 17-3 H  
 O20 Shepherd L 7-14 A  
 O27 Massanutten Mil. Ac. L 19-24 H  
 N3 West Chester L 0-6 H  
 N10 Millersville L 0-27 A  
 N17 Bloomsburg L 0-3 A  
 N29 Lebanon Valley Fr. W 13-0 H

## 1924 (6-2)

Head Coach: Harry Newsham Bentz  
 Captain: Bruce Hockersmith  
 O4 Mercersburg Ac. L 0-13 A  
 O11 Dickinson Reserves W 17-6 H  
 O18 Massanutten Mil. Ac. W 37-6 A  
 O25 Shepherd W 28-6 H  
 N1 West Chester W 7-0 A  
 N8 Millersville W 71-0 H  
 N15 Bloomsburg W 40-7 H  
 N27 Slippery Rock\* L 21-39 H

\* Slippery Rock defeated Shippensburg for State Normal School championship. Slippery Rock won the Western Section and Shippensburg was the Eastern champion.

## 1925 (8-1)

Head Coach: Harry Newsham Bentz  
 Captain: Bruce Hockersmith  
 S26 Dickinson JV W 10-0 H  
 O3 Shepherd W 14-8 A  
 O10 Mercersburg Ac. L 7-14 A  
 O17 Gettysburg JV W 13-6 H  
 O24 Bloomsburg W 6-2 A  
 O31 West Chester W 6-0 H  
 N7 Millersville W 20-0 A  
 N14 Susquehanna JV W 39-0 H  
 N20 Indiana (Pa.)\* W 14-6 H

## 1926 (6-3)

Head Coach: Barney Potratz  
 Captain: Ken Bashore  
 S25 Beckley Bus. College W 13-0 H  
 O2 Blue Ridge L 0-6 A  
 O16 Dickinson Freshmen W 23-0 H  
 O23 Indiana (Pa.) L 0-17 A  
 O30 West Chester L 15-19 A  
 N6 Millersville W 68-0 H  
 N13 Gettysburg Freshmen W 13-0 A  
 N19 East Stroudsburg W 7-0 H  
 N25 California (Pa.) W 9-7 H

## 1927 (4-4-1)

Head Coach: Harry Newsham Bentz  
 Captain: Claude Larimer  
 S24 Blue Ridge W 25-0 H  
 O1 Georgetown Fr. L 0-6 H  
 O8 California (Pa.) T 0-0 A  
 O15 Dickinson Freshmen W 26-0 H  
 O22 East Stroudsburg L 0-31 A  
 O29 West Chester L 0-21 H  
 N5 Millersville W 19-0 A  
 N12 Western Maryland Fr. L 7-18 H  
 N18 Potomac State W 19-6 A

## 1928 (4-4)

Head Coach: Harry Newsham Bentz  
 Captain: Ernest Byers  
 S29 Harrisburg West End W 12-0 H  
 O6 Shepherd L 6-12 A  
 O13 East Stroudsburg W 6-0 H  
 O20 Bloomsburg L 6-13 A  
 O27 Western Maryland Fr. L 0-26 H  
 N3 California (Pa.) W 13-0 H  
 N10 Millersville W 7-0 H  
 N17 Potomac State L 0-14 H

## 1929 (5-4)

Head Coach: Henry Dresser  
 Captain: Ernest Byers  
 S28 Millersburg A.C. W 4-0 H  
 O5 Shepherd W 25-0 H  
 O12 East Stroudsburg L 0-7 A  
 O19 Bloomsburg W 7-0 H  
 O26 Kutztown W 26-12 H  
 N2 California (Pa.) L 0-13 A  
 N9 Lock Haven W 26-6 H  
 N16 Millersville L 0-7 A  
 N23 Potomac State L 0-26 A

## 1930 (2-6)

Head Coach: Henry Dresser  
 Captain: Dave Day  
 S27 Millersburg A.C. W 35-0 H  
 O4 Kutztown L 7-13 A  
 O18 East Stroudsburg L 7-13 H  
 O25 Lock Haven L 12-39 A  
 N1 California (Pa.) L 12-14 H  
 N8 Bloomsburg L 0-13 A  
 N15 Millersville W 13-0 H  
 N22 Indiana (Pa.) L 0-6 H

## 1931 (6-1-1)

Head Coach: Henry Dresser  
 Captain: Jack Green  
 O3 Shepherd W 40-0 H  
 O10 Kutztown W 65-0 H  
 O17 East Stroudsburg L 0-13 A  
 O24 West Chester T 0-0 H  
 O31 California (Pa.) W 13-10 A  
 N7 Bloomsburg W 30-0 H  
 N14 Millersville W 14-6 A  
 N21 Indiana (Pa.) W 7-6 A

## 1932 (3-5)

Head Coach: Henry Dresser  
 Captain: Melvin Warden  
 O1 Shepherd L 0-3 A  
 O8 Kutztown W 32-12 A  
 O15 East Stroudsburg W 9-0 H  
 O22 West Chester L 2-27 A  
 O29 California (Pa.) L 0-6 H  
 N5 Bloomsburg L 0-6 A  
 N12 Millersville W 52-0 H  
 N19 Indiana (Pa.) L 6-7 H

## 1933 (1-6)

Head Coach: Ed Gulian  
 Captain: Al Givler  
 O7 Kutztown W 19-0 H  
 O14 East Stroudsburg L 0-7 A  
 O21 West Chester L 0-38 H  
 O28 California (Pa.) L 0-12 A  
 N4 Lock Haven L 0-26 H  
 N11 Millersville L 0-12 A  
 N25 Bloomsburg L 7-10 H

## 1934 (5-2)

Head Coach: Ed Gulian  
 Captains: Walter Bailets, James Davis  
 O6 Kutztown W 12-0 A  
 O13 East Stroudsburg W 7-6 H  
 O27 California (Pa.) W 12-0 H  
 N3 Bloomsburg W 13-9 A  
 N10 Millersville W 14-0 H  
 N17 Indiana (Pa.) L 0-13 H  
 N24 Lock Haven L 0-13 A

# OPPONENTS & RESULTS (1935-1949)

# OPPONENTS & RESULTS (1950-1964)



The 1936 team shutout six opponents in eight games and allowed only 15 points the entire season.

## 1935 (7-1)

Head Coach: Ed Gulian

Captain: Brower Pernet

S28	Wilson (D.C.)	W	33-0	H
O5	Kutztown	W	22-0	H
O12	East Stroudsburg	W	20-6	A
O26	California (Pa.)	W	26-0	A
N2	Bloomsburg	W	26-0	H
N9	Millersville	W	34-0	A
N16	Indiana (Pa.)	L	6-13	A
N23	Lock Haven	W	6-0	H

## 1936 (7-1)

Head Coach: Ed Gulian

Captain: Brower Pernet

S26	Wilson (D.C.)	W	19-0	A
O3	Kutztown	W	18-0	A
O10	East Stroudsburg	W	38-0	H
O24	California (Pa.)	W	47-0	H
O31	Bloomsburg	W	12-0	A
N7	Millersville	W	19-6	H
N14	Indiana (Pa.)	W	14-0	H
N23	Lock Haven	L	7-9	A

## 1937 (5-1-2)

Head Coach: Ed Gulian

Captain: Mike Ryan

S25	Wilson (D.C.)	W	37-0	H
O1	Kutztown	L	6-12	H
O9	East Stroudsburg	W	21-0	A
O16	Shepherd	W	27-0	H
O30	Bloomsburg	W	20-0	H
N6	Millersville	W	7-0	A
N13	Indiana (Pa.)	T	7-7	A
N20	Lock Haven	T	0-0	H

## 1938 (6-1-1)

Head Coach: Ed Gulian

Captains: John Bay, Adam Zalonka

S24	Slippery Rock	L	7-12	A
O1	Kutztown	T	6-6	A
O8	East Stroudsburg	W	19-14	H
O15	Shepherd	W	13-3	A
O29	Bloomsburg	W	7-0	A
N5	Millersville	W	13-0	H
N12	Indiana (Pa.)	W	28-13	H
N19	Lock Haven	W	6-0	A

## 1939 (3-3-1)

Head Coach: Ed Gulian

Captains: Ed Berke, Lou Ilioff

S30	Slippery Rock	L	0-16	H
O7	Kutztown	W	7-6	H
O14	East Stroudsburg	L	7-26	A
O28	Bloomsburg	W	12-0	H
N11	Millersville	W	20-19	A
N18	Indiana (Pa.)	T	12-12	A
N23	Lock Haven	L	0-19	H

## 1940 (3-3-2)

Head Coach: Ed Gulian

Captain: Ed Ruess

S21	Slippery Rock	T	6-6	A
S28	Kutztown	W	13-0	A
O5	East Stroudsburg	L	7-13	H
O12	Shepherd	W	46-2	H
O26	Bloomsburg	L	14-24	A
N2	Millersville	L	7-27	H
N9	Indiana (Pa.)	T	0-0	H
N16	Lock Haven	W	20-7	A

## 1941 (6-2)

Head Coach: Ed Gulian

Captains: Charles Hanks, John Plask

O4	Kutztown	W	36-0	H
O11	East Stroudsburg	W	6-0	A
O18	Waynesburg	L	0-6	A
O25	Bloomsburg	W	42-0	H
N1	Slippery Rock	W	27-0	H
N8	Millersville	L	0-7	A
N15	Indiana (Pa.)	W	9-0	H
N22	Lock Haven	W	14-6	H

## 1942 (2-4)

Head Coach: Ed Gulian

Captains: Bob Habig, Andy Andrukitis

O3	Kutztown	W	19-0	A
O10	East Stroudsburg	L	0-12	H
O17	Slippery Rock	L	6-13	A
O24	Lock Haven	L	0-33	A
O31	Carlisle Barracks	W	13-0	H
N14	Indiana (Pa.)	L	7-33	H

## 1943-45

No team - World War II

## 1946 (2-4-2)

Head Coach: Ed Gulian

Captain: Eugene Speacht

S28	California (Pa.)	L	7-32	A
O5	Kutztown	W	13-6	H
O12	East Stroudsburg	L	7-32	A
O19	Slippery Rock	W	13-6	H
O26	Bloomsburg	T	6-6	H
N2	Millersville	L	13-27	A
N9	Lock Haven	T	7-7	H
N16	Indiana (Pa.)	L	7-32	A

## 1947 (5-2-1)

Head Coach: Vinton Rambo

Captain: Eugene Speacht

S27	California (Pa.)	W	12-0	H
O4	Kutztown	W	28-6	A
O11	East Stroudsburg	W	12-7	H
O18	Slippery Rock	L	0-6	A
O25	Bloomsburg	W	19-12	A
N1	Millersville	W	13-0	H
N8	Lock Haven	L	0-21	A
N15	Indiana (Pa.)	T	6-6	H

## 1948 (5-3)

Head Coach: Vinton Rambo

Captains: Paul Koehler, Charlie Shields

S25	Kutztown	W	7-6	H
O2	Millersville	W	19-0	A
O9	East Stroudsburg	L	7-14	A
O16	Mt. St. Mary's	W	14-13	H
O23	Bloomsburg	L	7-13	H
O30	California (Pa.)	L	8-20	A
N13	Indiana (Pa.)	W	28-18	A
N20	Slippery Rock	W	7-0	H

## 1949 (1-6-1)

Head Coach: Vinton Rambo

Captains: John Hubley, Jack Hopper

S24	Kutztown	T	6-6	A
O1	Millersville	L	7-14	H
O8	East Stroudsburg	L	0-7	H
O5	Bloomsburg	L	13-14	A
O22	California (Pa.)	L	7-13	H
O29	Mt. St. Mary's	L	13-18	A
N11	Indiana (Pa.)	W	40-6	H
N19	Slippery Rock	L	7-13	A

## 1950 (7-1-1)

Head Coach: Vinton Rambo

Captains: Elmer Modla, Len Zataveshi

S23	Mt. St. Mary's	W	18-13	H
S30	Kutztown	W	32-7	H
O7	Shepherd	W	13-7	A
O14	East Stroudsburg	T	13-13	A
O21	Bloomsburg	L	6-26	H
O28	California (Pa.)	W	15-0	A
N4	Millersville	W	27-0	A
N11	Indiana (Pa.)	W	7-6	A
N18	Slippery Rock	W	35-6	H

## 1951 (5-3)

Head Coach: Vinton Rambo

Captains: Weldon Lane, Ken Dapp

S22	Cheyney	W	28-0	A
S29	Kutztown	L	7-20	A
O6	Shepherd	W	59-0	H
O13	East Stroudsburg	W	33-7	H
O20	Bloomsburg	L	14-40	A
O27	California (Pa.)	L	13-20	H
N3	Millersville	W	21-7	A
N10	Indiana (Pa.)	W	9-0	H

## 1952 (7-0)

Head Coach: Vinton Rambo

Captains: Ed Bellas, Bill Cockley

S27	Trenton State	W	40-0	A
O4	Wilson (D.C.)	W	31-0	H
O11	East Stroudsburg	W	14-7	A
O18	Kutztown	W	58-0	H
O25	Slippery Rock	W	28-0	H
N1	Millersville	W	49-7	A
N8	Cheyney	W	46-6	H

## 1953 (8-0)

Head Coach: Vinton Rambo

Captains: Ray Ellis, Chuck Burnheimer

S26	Lock Haven	W	23-14	H
O3	Wilson (D.C.)	W	28-0	H
O10	E. Stroudsburg	W	30-0	H
O17	Kutztown	W	61-0	A
O24	Slippery Rock	W	20-14	A
O31	Millersville	W	65-0	H
N10	Cheyney*	W	20-7	A
N14	Bridgewater (Va.)	W	52-0	A

\* Game postponed from November 7 because a snow-storm made travel impossible.

## 1954 (7-1)

Head Coach: Vinton Rambo

Captains: Spencer Keyes, Don Bickel

S25	Lock Haven	W	23-0	A
O2	Southern Conn.	W	26-19	H
O9	East Stroudsburg	W	17-13	A
O16	California (Pa.)	L	7-13	H
O23	Montclair	W	46-7	A
O30	Millersville	W	60-0	A
N6	Cheyney	W	68-0	H
N13	Bridgewater (Va.)	W	34-14	H

## 1955 (4-2-2)

Head Coach: Jack Roddick

Captains: Ed Nugent, Don Stankus

S24	Lock Haven	L	6-20	H
O1	Southern Conn.	T	0-0	A
O8	East Stroudsburg	W	25-6	H
O15	California (Pa.)	L	13-19	A
O22	Montclair	W	48-0	H
O29	Millersville	W	14-2	H
N5	Kutztown	W	26-6	A
N12	Clarion	T	7-7	H

## 1956 (6-2)

Head Coach: Jack Roddick

Captain: Jack Conner

S22	Southern Conn.	L	0-28	H
S29	Shepherd	W	14-7	H
O6	East Stroudsburg	L	0-13	A
O13	California (Pa.)	W	32-14	H
O20	Bloomsburg	W	20-3	A
O27	Millersville	W	26-7	A
N3	Kutztown	W	19-0	H
N10	Clarion	W	21-0	A

## 1957 (6-0-1)

Head Coach: Jack Roddick

Captains: Jake Corwell, Ron Larwhead

S21	Southern Conn.	T	6-6	A
S28	Shepherd	W	27-7	H
O5	East Stroudsburg	W	28-19	H
O12	California (Pa.)	W	20-13	A
O19	Bloomsburg	W	20-19	H
O26	Edinboro	W	20-14	A
N2	Kutztown	W	13-0	A

## 1958 (4-4)

Head Coach: Jack Roddick

Captains: Don Trexler, Tom Smithemas

S20	Bloomsburg	L	19-20	A
S27	Shepherd	W	10-6	H
O4	East Stroudsburg	W	14-0	A
O11	California (Pa.)	L	0-19	H
O18	Clarion	L	7-12	A
O25	West Chester	L	20-40	H
N1	Cheyney	W	50-13	A
N8	Mansfield	W	54-6	H

## 1959 (6-2)

Head Coach: Jack Roddick

Captains: Sid Wells, Bob Gribble

S19	Bloomsburg	W	13-7	H
S26	Shepherd	W	14-0	A
O3	East Stroudsburg	W	20-2	H
O10	California (Pa.)	W	20-13	A
O17	Clarion	L	13-20	H
O24	West Chester	L	0-14	A
O31	Cheyney	W	50-12	H
N7	Mansfield	W	21-12	A

## 1960 (2-7)

Head Coach: Jack Roddick

Captains: Wayne Burg, Ivan Sload, George Mitchell

S17	Lock Haven	L	0-21	A
S24	Bloomsburg	L	6-13	H
O1	Mansfield	W	14-13	A
O8	East Stroudsburg	L	7-48	A
O15	California (Pa.)	L	6-21	H
O22	Shepherd	L	0-12	H
O29	Slippery Rock	L	6-40	H
N5	Clarion	L	7-34	A
N12	Kutztown	W	51-7	A

## 1961 (0-8)

Head Coach: Jack Roddick

Captains: Bob Orndorff, Bill McMillan

S16	Lock Haven	L	0-20	H
S23	Bloomsburg	L	7-34	A
S30	Mansfield	L	21-26	H
O7	East Stroudsburg	L	7-47	H
O14	California (Pa.)	L	7-47	A
O21	Shepherd	L	12-32	A
O28	Slippery Rock	L	13-19	A
N4	Clarion	L	26-28	H

## 1962 (4-4)

Head Coach: Jack Roddick

# OPPONENTS & RESULTS (1965-1978)

# OPPONENTS & RESULTS (1979-1986)

## 1965 (2-6)

Head Coach: Dave Dolbin  
Captains: Steve Ecker, Joe Nagy

S25	Shepherd	W	33-10	H
O2	Indiana (Pa.)	L	7-46	A
O9	Slippery Rock	L	14-19	A
O16	Lock Haven	W	34-33	H
O23	California (Pa.)	L	7-28	A
O30	Edinboro	L	26-35	A
N6	Clarion	L	7-38	H
N13	Hillsdale	L	14-35	H

## 1966 (4-5)

Head Coach: Dave Dolbin  
Captains: Marv Baber, Frank Baseboar

S17	Bloomsburg	W	39-25	A	3,000
S24	West Chester	L	21-33	A	3,000
O1	Indiana (Pa.)	L	13-14	H	3,000
O8	Slippery Rock	L	6-21	H	4,000
O15	Lock Haven	W	21-17	A	3,000
O22	California (Pa.)	L	31-42	H	3,000
O29	Edinboro	W	42-0	H	3,000
N5	Clarion	L	18-54	A	2,000
N12	Brockport	W	17-9	A	500

## 1967 (4-5)

Head Coach: Dave Dolbin  
Captains: John Monsell, Dick Weaver

S16	Bloomsburg	L	20-31	H	1,200
S23	West Chester	L	6-20	H	2,100
S30	Indiana (Pa.)	L	14-24	A	4,000
O7	Slippery Rock	W	32-0	A	3,800
O14	Lock Haven	W	28-13	H	3,100
O21	California (Pa.)	L	30-54	A	1,000
O28	Edinboro	W	33-12	A	2,000
N4	Clarion	L	8-36	H	3,500
N11	Brockport	W	40-9	H	2,000

## 1968 (5-3)

Head Coach: Dave Dolbin  
Captains: Nick Dellaquila, Steve Bumgarner

S21	Mansfield	W	27-14	A
S28	Indiana (Pa.)	L	0-24	H
O5	Slippery Rock	W	21-12	H
O12	Lock Haven	W	19-6	A
O19	California (Pa.)	L	14-30	H
O26	Edinboro	W	23-0	H
N2	Clarion	L	0-35	A
N9	Millersville	W	14-6	A

## 1969 (1-7)

Head Coach: Dave Dolbin  
Captains: Bill Lemanski, Chuck Hickey

S20	Mansfield	L	18-28	H
S27	Indiana (Pa.)	L	7-21	A
O4	Slippery Rock	L	31-34	A
O11	Lock Haven	L	23-28	H
O18	California (Pa.)	W	26-14	A
O25	Edinboro	L	14-24	A
N1	Clarion	L	15-31	H
N8	Millersville	L	8-10	H

## 1970 (3-5)

Head Coach: Dave Dolbin  
Captains: Al Bowman, Don Deitz

S19	Indiana (Pa.)	L	22-26	H
S26	Brockport	W	30-26	A
O3	Slippery Rock	L	8-13	H
O10	Lock Haven	W	42-7	A
O17	California (Pa.)	W	15-14	H
O24	Edinboro	L	15-35	H
O31	Clarion	L	0-28	A
N7	Millersville	L	14-18	A

## 1971 (2-6)

Head Coach: Dave Dolbin  
Captains: Bob Hickey, Roger Berkheimer

S18	Millersville	L	0-21	H	3,000
S25	Brockport	W	34-7	H	3,000
O2	Kutztown	W	14-12	A	2,000
O9	Slippery Rock	L	7-34	A	5,000
O16	Lock Haven	L	8-16	H	3,000
O23	California (Pa.)	L	6-34	A	4,200
O30	Edinboro	L	16-42	A	4,500
N6	Clarion	L	13-17	H	2,000

## 1972 (3-6-1)

Head Coach: Gene Epley  
Captains: Bob Anderson, Jesse Mroczka, Steve Johnston

S9	Bloomsburg	W	28-14	H	6,000
S16	Millersville	T	0-0	A	4,500
S23	Kutztown	W	24-14	H	6,500
S30	Brockport	L	7-10	A	800
O7	Slippery Rock	L	0-25	H	5,000
O14	Lock Haven	L	14-19	A	4,500
O21	California (Pa.)	L	7-21	H	7,000
O28	Edinboro	W	14-9	H	1,000
N4	Clarion	L	24-41	A	3,000
N11	Indiana (Pa.)	L	8-27	A	4,500

## 1973 (2-7)

Head Coach: Gene Epley  
Captains: Rich Kelly, Brad Shover

S15	Bloomsburg	L	9-19	A	2,000
S22	Kutztown	L	10-31	A	4,500
S29	Brockport	W	25-7	H	5,200
O6	Slippery Rock	L	7-40	A	6,000
O13	Lock Haven	W	51-14	H	7,000
O20	California (Pa.)	L	13-21	A	5,000
O27	Edinboro	L	28-38	A	4,500
N3	Clarion	L	14-26	H	6,000
N10	Millersville	L	27-56	H	2,000

## 1974 (7-4)

Head Coach: Gene Epley  
Captains: Rick Diggs, Al Seagraves, Dan Searer

S7	WV Tech	W	39-18	H	3,500
S14	Bloomsburg	W	28-3	H	4,000
S21	Kutztown	W	14-7	H	6,500
S28	Indiana (Pa.)	L	0-21	A	5,000
O5	Slippery Rock	L	9-34	H	7,500
O12	Lock Haven	W	33-7	A	3,000
O19	California (Pa.)	W	28-0	H	6,500
O26	Edinboro	W	19-0	H	3,000
N2	Clarion	L	0-21	A	4,000
N9	Millersville	L	0-15	A	4,000
N22	James Madison	W	21-7	A	3,000

## 1975 (6-5)

Head Coach: Gene Epley  
Captains: Game Captains

S6	WV Tech	W	17-7	A	2,000
S13	Bloomsburg	W	41-0	A	4,500
S20	Kutztown	W	21-0	A	4,500
S27	Indiana (Pa.)	L	7-19	H	8,000
O4	Slippery Rock	W	21-16	A	7,500
O11	Lock Haven	W	33-7	H	7,300
O18	California (Pa.)	W	21-14	A	5,500
O25	Edinboro	L	16-21	A	5,300
N1	Clarion	L	13-20	H	6,500
N8	Millersville	L	14-28	H	4,000
N15	James Madison	L	3-14	H	3,000

## 1976 (8-2-1)

Head Coach: Joe Mark  
Captains: Tom Henn, Tony Winter

S4	West Liberty State	L	13-26	A	3,000
S11	Bloomsburg	W	21-12	H	4,300
S18	Kutztown	W	21-13	H	6,000
O2	Indiana (Pa.)	W	21-0	A	10,500
O9	Slippery Rock	W	10-3	H	3,500
O16	Lock Haven	W	7-0	A	4,000
O23	California (Pa.)	W	58-0	H	8,000
O30	Edinboro	W	28-24	H	6,000
N6	Clarion	L	26-29	A	4,000
N13	James Madison	W	21-17	A	3,500

## State Game

N20	East Stroudsburg	T	14-14	H	8,500
-----	------------------	---	-------	---	-------

## 1977 (6-4)

Head Coach: Joe Mark  
Captains: Jerome Kater, Bob Nelson

S10	West Liberty State	W	14-6	H	6,000
S17	Bloomsburg	L	3-6	A	5,000
S24	Kutztown	L	27-29	A	3,200
O1	Indiana (Pa.)	L	14-16	H	3,400
O8	Slippery Rock	W	20-12	A	5,000
O15	Lock Haven	W	26-0	H	8,000
O22	California (Pa.)	W	42-14	A	2,500
O29	Edinboro	W	17-7	A	2,500
N5	Clarion	L	6-26	H	8,000
N12	James Madison	W	59-20	H	3,000

## 1978 (7-3)

Head Coach: Joe Mark  
Captains: Fred Glasgow, John Morabito

S9	Shepherd	L	10-14	A	3,500
S16	Bloomsburg	W	35-7	H	5,500
S23	Kutztown	W	37-17	H	5,000
S30	Slippery Rock	L	15-22	A	9,500
O7	Indiana (Pa.)	W	36-16	H	7,000
O14	Edinboro	W	23-15	A	5,400
O21	Clarion	W	34-17	H	9,000
O28	Lock Haven	W	38-30	A	3,000
N4	James Madison	L	0-14	A	5,000
N11	California (Pa.)	W	38-15	H	5,500

## 1979 (4-6)

Head Coach: Vito Ragazzo  
Captains: Todd Chronister, Brian Clement, Joe Kachnoskie, John Wertz

S8	Shepherd	W	23-3	H	7,000
S15	Bloomsburg	W	16-13	A	4,500
S22	Kutztown	L	7-25	A	2,800
S29	Slippery Rock	W	45-14	N	61,143
O6	Indiana (Pa.)	L	24-31	A	3,300
O13	Edinboro	W	28-18	H	5,800
O20	Clarion	L	14-16	A	3,500
O27	Lock Haven	L	27-35	H	8,000
N3	James Madison	L	7-10	H	5,700
N10	California (Pa.)	L	0-24	A	800

N - Ann Arbor, Michigan

## 1980 (5-4-1)

Head Coach: Vito Ragazzo  
Captains: Steve Cramer, Bob Potts, Ken Schaeffer, Dave Weaver

S13	Bloomsburg	W	42-13	H	5,800
S20	Kutztown	L	14-21	H	6,000
S27	Indiana (Pa.)	W	17-14	H	5,000
O4	Edinboro	T	22-22	A	3,500
O11	Clarion	L	9-14	H	8,500
O18	Lock Haven	W	20-16	A	3,000
O25	Randolph-Macon	W	31-9	A	200
N1	California (Pa.)	W	27-12	H	3,000
N8	Slippery Rock	L	16-18	A	7,500
N15	James Madison	L	14-19	A	6,400

## 1981 (12-1)

Head Coach: Vito Ragazzo  
Captains: Dave Calvario, Tim Ebersole, Rich Pryor, Joe Puszycki

S12	Bloomsburg	W	38-17	A	2,300
S19	Towson State	W	24-10	A	2,952
S26	Indiana (Pa.)	W	26-3	A	6,000
O3	Edinboro	W	17-0	H	6,200
O10	Clarion	W	28-0	A	6,500
O17	Lock Haven	W	24-20	H	8,000
O24	C. W. Post	W	49-35	A	1,911
O31	California (Pa.)	W	20-16	A	4,200
N7	Slippery Rock	W	26-21	H	5,400
N14	James Madison	W	33-27	H	4,000

## State Game

N21	Millersville	W	34-17	A	8,200
-----	--------------	---	-------	---	-------

## NCAA Playoffs

N28	Virginia Union	W	40-27	A	12,000
D5	North Dakota St	L	6-18	H	7,400

## 1982 (7-3)

Head Coach: Vito Ragazzo  
Captains: Ed Brown, Tim Ebersole, Greg Keller, Rich Pryor

S11	Bloomsburg	W	35-10	H	6,000
S18	Towson State	W	27-25	H	6,500
S25	Edinboro	L	6-10	A	4,000
O2	Clarion	W	16-8	H	5,000
O9	Lock Haven	W	31-7	A	3,000
O16	West Chester	W	28-22	H	8,000
O23	California (Pa.)	W	24-19	H	5,300
O30	Slippery Rock	L	14-24	A	5,500
N6	Indiana (Pa.)	W	28-9	H	3,100
N13	James Madison	L	22-52	A	8,000

## 1983 (4-6)

Head Coach: Vito Ragazzo  
Captains: Chip Dimmick, Glenn Hera, Pat Silva, Jeff Zubia

S10	Bloomsburg	W	10-9	A	3,300
S17	C.W. Post	W	40-27	H	6,200
S24	Edinboro	L	16-44	H	7,000
O1	Clarion	L	12-48	A	8,500
O8	Lock Haven	W	17-15	H	8,200
O15	West Chester	L	15-29	A	6,100
O22	California (Pa.)	L	21-28	A	4,200
O29	Slippery Rock	L	23-24	H	3,000
N5	Indiana (Pa.)	L	18-41	A	3,500
N12	James Madison	W	29-9	H	2,200

## 1984 (4-6)

Head Coach: Vito Ragazzo  
Captains: Mark Brezitski, Chip Dimmick, Mike Houseal, Dave Hurdle

S8	Bloomsburg	W	17-11	H	7,200
S15	Kutztown	W	10-9	A	3,500
S22	Clarion	L	13-16	H	6,100
S29	Lock Haven	L	10-14	A	2,000
O6	Millersville	L	9-31	A	4,000
O13	California (Pa.)	L	17-28	H	7,500
O20	Slippery Rock	L	12-13	A	5,500
O27	Indiana (Pa.)	W	21-18	H	3,500
N3	Edinboro	L	14-36	A	2,500
N10	Cheyney	W	48-13	H	3,000

## 1985 (5-5)

Head Coach: Vito Ragazzo  
Captains: Mike Brady, Dan Carey, Dave Hurdle, Dave Szlachetka

S14	Bloomsburg	L	3-18	A	5,000
S21	Kutztown	W	10-7	H	6,800
S28	Clarion	L	7-23	A	4,000
O5	Lock Haven	W	20-6	H	6,100
O12	Millersville	L	8-30	H	9,200
O19	California (Pa.)	W	24-14	A	4,000
O26					

# OPPONENTS & RESULTS (1987-1994)

## 1987 (4-6)

Head Coach: Joe Bottiglieri

Captains: Mick Chronister, Don Craine, Pat Fabie, Frank Van Buren

S12	Bloomsburg	L	10-24	A	1,200
S19	Kutztown	W	13-9	H	4,200
S26	Lock Haven	W	22-15	H	4,600
O3	Mansfield	L	14-35	H	5,800
O10	California (Pa.)	W	26-13	A	3,700
O17	Slippery Rock	L	9-38	H	7,600
O24	Indiana (Pa.)	L	10-28	A	5,300
O31	Edinboro	W	18-16	H	3,000
N7	Clarion	L	0-35	A	2,900
N14	Millersville	L	9-22	A	4,700

## 1988 (6-4)

Head Coach: Joe Bottiglieri

Captains: Kelly Kramer, Charles Parker, Mike Swope, Bill Twobig

S10	Bloomsburg	L	7-21	H	6,500
S17	Kutztown	L	15-21	A	1,500
S24	Cheyney	W	17-6	A	1,435
O1	California (Pa.)	W	24-14	H	5,800
O 8	Slippery Rock	W	49-10	A	7,200
O15	Indiana (Pa.)	W	24-23	H	9,000
O22	Edinboro	L	0-19	A	1,500
O29	Clarion	W	24-8	H	2,500
N5	Lock Haven	W	24-10	A	300
N12	Millersville	L	17-21	H	6,200

## 1989 (5-5-1)

Head Coach: Joe Bottiglieri

Captains: Steve Hladio, Dave Russell, Mike Swope

S2	West Liberty St.	W	33-9	H	2,800
S9	Bloomsburg	W	25-7	A	2,927
S16	Kutztown	W	18-7	H	2,200
S23	Millersville	W	24-0	A	4,200
S30	California (Pa.)	W	10-6	A	3,984
O7	Slippery Rock	T	28-28	H	8,600
O14	Indiana (Pa.)	L	0-35	A	10,100
O21	Edinboro	L	6-60	H	5,600
O28	Clarion	L	7-21	A	2,975
N4	Lock Haven	L	3-10	H	1,800
N11	Portland State	L	3-31	A	9,277

## 1990 (5-6)

Head Coach: Rocky Rees

Captains: Mike George, Clyde Tinner, Mike Williams

S2	Cheyney	W	22-8	H	2,600
S9	Bloomsburg	W	20-9	H	4,700
S15	Kutztown	L	6-16	A	3,700
S22	California (Pa.)	L	19-24	H	5,100
S29	Slippery Rock	L	12-20	A	7,800
O6	Indiana (Pa.)	L	17-42	H	6,400
O13	Edinboro	L	3-10	A	4,843
O20	Clarion	W	24-20	H	9,000
O27	Lock Haven	W	31-17	A	1,700
N3	East Stroudsburg	L	14-26	A	1,600
N10	New Haven	W	59-34	H	700

## 1991 (10-3)

Head Coach: Rocky Rees

Captains: Jeff Fickes, Ken Pickett, Corey Bornmann, Rob Davis

S7	Shepherd	W	49-28	A	4,713
S14	Bloomsburg	W	24-21	A	2,923
S21	Kutztown	W	45-35	H	6,200
S28	California (Pa.)	W	45-0	A	2,736
O5	Slippery Rock	W	24-20	H	7,100
O12	Indiana (Pa.)	L	0-47	A	10,300
O19	Edinboro	W	45-7	H	8,500
O26	Clarion	L	19-34	A	1,500
N2	Lock Haven	W	34-0	H	4,100
N9	East Stroudsburg	W	31-24	H	4,200
N16	New Haven	W	31-30	A	675

## NCAA Playoffs

N23	East Stroudsburg (OT)	W	34-33	A	2,800
N30	Indiana (Pa.)	L	7-52	A	3,000

## 1992 (3-7-1)

Head Coach: Rocky Rees

Captains: Corey Bornmann, Rob Davis, Shayne Mains

S5	Shepherd	W	21-7	H	3,400
S12	Bloomsburg	W	20-14	H	6,800
S19	Kutztown	L	3-16	A	4,436
S26	Millersville	L	10-35	H	5,800
O3	Slippery Rock	L	3-20	A	8,000
O10	Indiana (Pa.)	L	16-35	H	8,600
O17	Edinboro	L	3-47	A	3,469
O24	Clarion	L	20-23	H	3,200
O31	Lock Haven	T	28-28	A	500
N7	West Chester	L	31-35	A	6,500
N14	California (Pa.)	W	17-8	H	2,200

## 1993 (6-5)

Head Coach: Rocky Rees

Captains: Winston Horshaw, Doug Seidenstricker, Brian High, Mike Lazusky

S4	Shepherd	W	10-7	A	4,312
S11	Bloomsburg	W	20-14	A	2,493
S18	Kutztown	W	27-10	H	5,200
S25	Millersville	W	16-14	A	2,200
O2	Slippery Rock	L	7-36	H	5,300
O9	Indiana (Pa.)	L	10-45	A	9,500
O16	Edinboro	L	17-34	H	7,500
O23	Clarion	L	32-34	A	2,500
O30	Lock Haven	W	31-20	H	412
N6	West Chester	L	19-24	H	2,100
N13	California (Pa.)	W	7-6	A	1,708

## 1994 (5-6)

Head Coach: Rocky Rees

Captains: Joe Topichak, Doug Seidenstricker

S3	Shepherd	W	17-0	H	3,600
S10	Bloomsburg	W	10-7	H	3,400
S17	West Chester	L	10-14	A	4,730
S24	Millersville	L	14-31	H	5,600
O1	Indiana (Pa.)	L	13-20	H	6,400
O8	Edinboro	L	17-31	A	7,355
O15	Clarion	W	31-21	H	7,800
O22	Lock Haven	L	21-35	A	3,000
O29	Kutztown	W	18-14	A	4,250
N5	California (Pa.)	W	63-47	H	2,600
N12	Slippery Rock	L	23-49	A	3,250

## 1995 (3-8)

Head Coach: Rocky Rees

Captains: Tom Coleman, Martin Pepe, Dwaine Schultz

S2	Shepherd	W	24-21	A	2,500
S9	Bloomsburg	L	34-41	A	1,890
S16	West Chester	L	14-25	H	5,200
S23	Millersville	L	3-20	A	4,800
S30	Indiana (Pa.)	L	21-62	A	5,500
O7	Edinboro	L	7-40	H	4,200
O14	Clarion	L	9-31	A	4,500
O21	Lock Haven	W	73-29	H	5,600
O28	Kutztown	L	6-35	H	2,500
N4	California (Pa.)	W	26-15	A	357
N11	Slippery Rock	L	16-34	H	500

## 1996 (3-8)

Head Coach: Rocky Rees

Captains: Steve McTaggart, Mike Buglia, Andre Pelletier

S7	James Madison	L	0-30	A	11,000
S14	Shepherd	W	24-22	H	3,600
S21	Kutztown	L	34-37	A	3,500
S28	Millersville	L	29-34	H	2,800
O5	Edinboro	L	17-31	A	5,350
O12	Clarion	L	20-59	H	6,500
O19	Lock Haven	W	30-7	A	700
O26	Bloomsburg	L	19-42	A	4,390
N2	California (Pa.)	W	16-7	H	1,800
N9	Slippery Rock	L	0-24	A	1,500
N16	Indiana (Pa.)	L	55-62	H	2,800

## 1997 (6-4)

Head Coach: Rocky Rees

Captains: Andre Pelletier, Kevin Washington

S13	Shepherd	L	16-20	A	3,500
S20	Kutztown	W	21-14	H	5,950
S27	Millersville	L	27-37	A	5,800
O4	Edinboro	W	17-3	H	2,000
O11	Clarion	W	37-14	A	7,000
O18	Lock Haven	W	26-0	H	6,700
O25	Bloomsburg	W	34-29	H	2,100
N1	California (Pa.)	W	31-26	A	1,003
N8	Slippery Rock	L	16-28	H	3,600
N15	Indiana (Pa.)	L	26-44	A	1,779

## 1998 (7-4)

Head Coach: Rocky Rees


Captains: Kevin Washington, Dave Klingerman, Chopper Schlauch

S5	Shepherd	W	36-14	H	2,500
S12	Bloomsburg	W	28-21	H	6,500
S19	Kutztown	L	24-28	A	4,400
S26	West Chester	L	21-36	A	5,644
O3	Edinboro	W	27-23	A	3,000
O10	East Stroudsburg	W	35-13	H	c7,70
O17	Clarion	W	38-3	A	3,500
O24	Slippery Rock	L	28-38	H	4,500
O31	Lock Haven	W	35-28	H	1,800
N7	California (Pa.)	W	52-12	A	841
N14	Indiana (Pa.) (OT)	L	28-31	H	3,200



Head Coach Joe Bottiglieri (1986-89)

# OPPONENTS & RESULTS (1995-2002)



Head Coach Rocky Rees (1990-2010)

## 1999 (8-3)

Head Coach: Rocky Rees

Captains: Phil Galiano, Jason Heckendorn, Brad Shamach

S4	Shepherd	W	24-21	A	3,100
S11	Bloomsburg	L	28-36	A	1,710
S18	Kutztown	W	42-12	H	6,100
S25	West Chester	W	48-30	H	2,700
O2	Edinboro	W	52-10	H	1,900
O9	East Stroudsburg	W	37-0	A	4,500
O16	Clarion	W	32-26	H	6,700
O23	Slippery Rock	L	21-27	A	5,500
O30	Lock Haven	W	68-7	A	5,500
N6	California (Pa.)	W	30-0	H	2,800
N13	Indiana (Pa.)	L	16-43	A	5,214

## 2000 (5-6)

Head Coach: Rocky Rees

Captains: Chris Gicking, Ryan Hartley, Gary McChalicher

S2	Shepherd	L	13-28	H	3,000
S9	Bloomsburg	W	24-17	H	6,200
S16	Millersville	L	19-27	A	5,700
S23	Clarion	L	49-56	A	3,500
S30	Lock Haven	W	55-0	H	2,100
O7	Slippery Rock	L	21-28	H	c7,700
O14	Indiana (Pa.)	L	6-35	A	6,312
O21	East Stroudsburg (OT)	W	17-14	A	4,200
O28	California (Pa.)	W	21-17	H	2,800
N4	Edinboro	L	27-42	A	1,000
N11	Kutztown	W	31-21	H	2,350

## 2001 (8-3)

Head Coach: Rocky Rees

Captains: Chad Oberholzer, Lanorde Wheeler

S1	Shepherd	L	25-28	A	4,055
S8	Bloomsburg	L	18-29	A	2,956
S15	Millersville	W	17-7	H	5,600
S22	Clarion	W	34-29	H	2,800
S29	Lock Haven	W	31-10	A	3,200
O6	Slippery Rock	W	32-20	A	4,000
O13	Indiana (Pa.)	L	7-37	H	3,000
O20	E Stroudsburg	W	19-14	H	7,000
O27	California (Pa.)	W	37-20	A	1,106
N3	Edinboro	W	23-9	A	2,800
N10	Kutztown	W	24-23	A	2,350

## 2002 (6-5)

Head Coach: Rocky Rees

Captains: Ron Johnson, Tony Johnson, Eric Ranieri, Chris Ward, Jon Saba

S7	Shepherd	L	10-17	H	4,500
S14	Bloomsburg	L	26-27	H	6,000
S21	Kutztown	L	31-14	A	2,100
S28	West Chester	W	41-27	A	5,097
O5	Edinboro	W	41-7	H	2,000
O12	Slippery Rock (OT)	W	13-7	H	4,000
O19	Lock Haven	L	13-26	A	1,842
O26	Clarion	W	20-19	A	1,500
N2	Indiana (Pa.)	L	10-33	H	3,100
N9	East Stroudsburg	L	21-23	H	2,800
N16	California (Pa.)	W	40-7	A	785

2003 (8-3)

Head Coach: Rocky Rees

Captains: Clint Inch, Greg Hutchinson, John Kuhn, Dan Walsh

S6	Shepherd	W	33-14	A	3,716
S13	Bloomsburg	W	21-0	A	1,388
S20	Kutztown	W	35-12	H	6,000
S27	West Chester	L	20-33	H	3,000
O4	Edinboro	W	40-34	A	3,317
O11	Slippery Rock	L	14-16	A	4,750
O18	Lock Haven	W	49-13	H	7,700
O25	Clarion	W	13-0	H	3,100
N1	Indiana (Pa.)	L	7-18	A	5,847
N8	East Stroudsburg	W	40-14	A	3,109
N15	California (Pa.)	W	35-0	H	3,000

2004 (10-2)

Head Coach: Rocky Rees

Captains: Dan Walsh, John Kuhn

A28	Kutztown	W	35-0	H	4,500
S4	Shepherd	W	35-7	H	3,487
S11	Bloomsburg	W	45-10	H	7,534
S18	Millersville	W	49-27	A	5,200
S25	Edinboro	W	17-10	H	7,276
O2	Indiana (Pa.)	L	0-17	A	6,195
O9	Lock Haven	W	45-7	H	2,134
O16	California (Pa.)	W	32-14	A	4,711
O23	Clarion	W	44-0	A	1,200
O30	Slippery Rock	W	35-17	H	5,634
N6	West Chester (OT)	W	24-21	A	7,500

NCAA Playoffs

N20	West Chester	L	28-33	H	6,013
-----	--------------	---	-------	---	-------

2005 (4-7)

Head Coach: Rocky Rees

Captains: Frank Duffy, Patrick Ferguson, Tony Gomez

A27	Kutztown	W	10-3	A	4,500
S3	Shepherd	L	32-34	A	2,718
S10	Bloomsburg	L	21-49	A	3,561
S17	Millersville	W	23-17	H	4,562
S24	Edinboro	L	0-16	A	3,257
O1	Indiana (Pa.)	L	15-20	H	3,569
O8	Lock Haven	W	26-7	A	2,003
O15	California (Pa.)	L	13-41	H	7,034
O22	Clarion	W	37-0	H	1,023
O29	Slippery Rock	L	28-58	A	5,500
N4	West Chester	L	16-24	H	2,034


2006 (5-6)

Head Coach: Rocky Rees

Captains: Frank Duffy, Patrick Ferguson, Aaron Dykes

S2	Shepherd	L	0-14	A	1,534
S9	Mansfield	W	35-0	A	2,272
S16	Kutztown	W	42-27	H	6,013
S23	West Chester	L	0-24	A	5,000
S30	Bloomsburg	L	14-35	H	3,069
O7	Slippery Rock	W	28-21	A	2,400
O14	Lock Haven	W	20-17	A	3,210
O21	Indiana (Pa.)	L	16-20	H	7,506
O28	California (Pa.)	L	20-35	H	1,340
N4	Edinboro #	L	30-54	A	500
N11	Clarion	W	35-10	H	3,401

# Frank B. Fuhrer field at Allegheny College



The 2004 team had 15 all-conference players and advanced to the second round of the NCAA tournament.

2007 (3-8)

Head Coach: Rocky Rees

Captains: Bill Morrison

S1	Shepherd	L	14-19	A	4,319
S8	Liberty	L	14-35	A	12,331
S15	Kutztown	L	16-28	A	5,200
S22	West Chester	L	29-34	H	7,000
S29	Edinboro	L	18-33	H	6,134
O6	Clarion	W	41-23	A	5,800
O13	Millersville	W	23-14	A	5,500
O20	Slippery Rock	L	34-38	H	5,634
O27	Lock Haven	W	56-10	H	7,200
N3	Indiana (Pa.)	L	0-30	A	4,585
N10	California (Pa.)	L	9-30	A	4,000

2008 (4-7)

Head Coach: Rocky Rees

Captains: Josh Oswalt, Matt Olecki, Bill Morrison, Mike Harris

A30	Shepherd	L	16-20	H	3,000
S6	Edinboro	L	11-34	H	700
S13	Lock Haven	W	36-0	A	1,213
S20	East Stroudsburg (OT)	L	41-44	A	3,950
S27	Millersville	W	35-14	H	2,600
O4	C.W. Post	W	27-10	H	2,775
O11	Kutztown	L	21-42	A	2,275
O18	West Chester	L	7-25	A	5,041
O25	Bloomsburg	L	0-21	H	900
N1	Cheyney	W	62-7	H	1,600
N8	Mercyhurst	L	17-21	A	720

2009 (9-3)

Head Coach: Rocky Rees

Captains: Andy Casale, Mike Harris, Dave Fremont, Riley Bowen

A29	Shepherd	L	23-34	A	4,100
S5	Edinboro	W	24-14	A	3,157
S12	Lock Haven	W	49-7	H	5,200
S19	East Stroudsburg	W	38-14	H	5,600
S26	Millersville	W	63-24	A	1428
O3	C.W. Post	L	24-40	A	3,717
O10	Kutztown	W	26-22	H	4,000
O17	West Chester	W	24-19	H	1,871
O24	Bloomsburg	W	28-27	A	2,057
O31	Cheyney	W	31-10	A	480

PSAC State Game

N7	California (Pa.)	W	42-35	H	7,000
----	------------------	---	-------	---	-------

NCAA Playoffs

N21	California (Pa.)	L	21-26	H	5,100
-----	------------------	---	-------	---	-------

2010 (5-6)

Head Coach: Rocky Rees

Captains: Riley Bowen, Drew Gallardy

A28	Shepherd	L	27-35	H	5,910
S11	Gannon	L	19-22	H	2,000
S18	Clarion	W	28-24	A	3,000
S25	C.W. Post	L	14-31	H	3,400
O2	Kutztown	L	24-33	A	5,326
O7	West Chester (201)	L	43-44	A	3,569
O16	Bloomsburg	L	3-23	H	2,340
O23	Cheyney	W	50-0	H	4,300
O30	Millersville	W	19-14	H	2,900
N6	East Stroudsburg	W	20-17	A	1,800
N13	Lock Haven	W	41-17	A	547

Most Plays

Game:	41, Ben Sampson vs. James Madison, 1983
Season:	310, John Kuhn, 2003
Career:	960, John Kuhn, 2001-04

Most Yards

Game:	315, Bill Pettyjohn vs. New Haven, 1990
Season:	1,698, John Kuhn, 2003
Career:	5,300, John Kuhn, 2001-04

All-Purpose Average

Season:	154.4, John Kuhn, 2003
Career:	100.5, Mike Erlandson, 1996-99

Career All-Purpose Yardage

5,300	John Kuhn, 2001-04
4,062	Winston Horshaw, 1988-89, 1991, 1993
3,822	Jamie Ware, 1996-99
3,818	Mike Erlandson, 1996-99
3,667	Dave Brown, 1997-98, 2000-01
3,558	Dave Friese, 1978-81
3,323	Mike Harris, 2005, 2007-09
3,243	Frank Van Buren, 1984-87
3,185	Patrick Ferguson, 2002-06
3,167	Howard Chavous, 2004-07

Season All-Purpose Yardage

1,698	John Kuhn, 2003
1,641	John Kuhn, 2004
1,619	Winston Horshaw, 1991
1,542	Dave Brown, 2001
1,513	John Kuhn, 2002
1,469	Mike Erlandson, 1999
1,450	Dave Friese, 1981
1,446	Winston Horshaw, 1993
1,388	Jamie Ware, 1999
1,327	Kevin Marshall, 2008

Game All-Purpose Yardage (200+)

315	Bill Pettyjohn vs. New Haven, 1990
292	John Kuhn vs. Millersville, 2004
292	Patrick Ferguson vs. Edinboro, 2006
285	Winston Horshaw vs. Kutztown, 1993
270	Kevin Marshall vs. East Stroudsburg, 2008
264	Bill Pettyjohn vs. New Haven, 1991
263	Kevin Marshall vs. Millersville, 2008
259	Jamie Ware vs. Clarion, 1998
252	Dave Brown vs. Clarion, 2001
247	Patrick Ferguson vs. Kutztown, 2004
246	John Kuhn vs. California, 2002
246	Kevin Marshall vs. West Chester, 2011
239	Ben Sampson vs. James Madison, 1983
239	Tom Coleman vs. California, 1994
239	Mike Harris vs. Kutztown, 2008
228	Frank Van Buren vs. California (Pa.), 1986

227	Howard Chavous vs. Kutztown, 2007
225	Dave Friese vs. C.W. Post
224	Mike Frenette at Clarion, 2011
221	Mike Erlandson vs. Clarion
211	Winston Horshaw vs. East Stroudsburg, 1991
210	Jamie Ware vs. West Chester, 1999
209	Frank Van Buren vs. Kutztown, 1985
209	Dave Brown vs. Edinboro, 2001
208	Winston Horshaw vs. Clarion, 1991
207	Kevin Marshall vs. C.W. Post, 2011
206	Darrell Yarberough vs. California (Pa.), 1975
204	Dave Brown vs. Slippery Rock, 2001
203	Winston Horshaw vs. Lock Haven, 1991
202	Winston Horshaw vs. West Liberty, 1989
200	Winston Horshaw vs. Edinboro, 1993
200	Howard Chavous vs. Shepherd, 2007



Patrick Ferguson (2002-04, 2006)

**Individual Rushing**

**Carries**

Game:	37, Rick Diggs vs. Kutztown, 1974
	37, Bill Pettyjohn vs. New Haven, 1990
Season:	294, John Kuhn, 2003
Career:	910, John Kuhn, 2001-04

**Rushing Yards**

Game:	291, Bill Pettyjohn vs. New Haven, 1990
Season:	1,500, John Kuhn, 2003
Career:	4,685, John Kuhn, 2001-04

**Yards Per Game**

Season:	136.4, John Kuhn, 2003
Career:	104.1, John Kuhn, 2001-04

**Yards Per Carry**

Season:	12.8, Nick Cutro, 1957
Career:	7.1, Bill Lewis, 1958-61

**Rushing Touchdowns**

Game:	6, John Kuhn vs. California (Pa.), 2003
Season:	21, John Kuhn, 2003
Career:	52, John Kuhn, 2001-04

**Longest Rush**

98, Ed Hammers vs. Bloomsburg, 1966
-------------------------------------

**Three 100-yard rushers in same game**

John Kuhn (168), Walter Crump (128), Andre McLaurin (112) vs. East Stroudsburg, 2003
--

**Two 100-yard rushers in same game**

Rick Diggs (141), Rene Posey (109) vs. Lock Haven, 1974
---

Steve Moskowitz (146), Scott Flinn (100) vs. Slippery Rock, 1979
--

Bob Plummer (119), Bill Pettyjohn (114) vs. Clarion, 1989
---

John Kuhn (156), Walter Crump (134) vs. Slippery Rock, 2004
---

Kevin Marshall (135), Aaron Dykes (129) vs. Lock Haven, 2007
--

**100-Yard Rushing Games**

Season:	9, John Kuhn, 2002
	9, John Kuhn, 2003
Career:	26, John Kuhn, 2001-04

**Consecutive Games Gaining 100 Yards**

11 John Kuhn, 2002-03
-----------------------

**Yards Rushing by a Quarterback**

Game:	127, Ralph Sassaman vs. Lock Haven, 1965
Season:	326, Tim Ebersole, 1981
Career:	531, Tim Ebersole, 1979-82

**Career Rushing Yardage**

4,685 John Kuhn, 2001-04
2,480 Bill Pettyjohn, 1988-91
2,282 Fred Glasgow, 1976-78
2,181 Ed Hammers, 1965-68
2,081 Dave Friese, 1978-81
2,049 Bob Plummer, 1986-89
1,821 Aaron Dykes, 2003-07
1,792 Jeremy Brubaker, 1996-99
1,771 Frank Van Buren, 1984-87
1,700 Rick Diggs, 1972-74

**Season Rushing Yardage (1,000+)**

1,500 John Kuhn, 2003
1,487 John Kuhn, 2004
1,368 John Kuhn, 2002
1,101 Bill Pettyjohn, 1991
1,098 Rick Diggs, 1974
1,012 Dave Friese, 1981

**Game Rushing Yardage**

291 Bill Pettyjohn vs. New Haven, 1990
234 Bill Pettyjohn vs. New Haven, 1991
234 John Kuhn vs. Millersville, 2004
230 John Kuhn vs. California (Pa.), 2002
206 Darrell Yarberough vs. California (Pa.), 1975
195 Dave Brown vs. Slippery Rock, 2001
188 Roshaan McCain vs. Millersville, 2009
184 John Kuhn vs. Clarion, 2002
182 Rick Diggs vs. West Virginia Tech, 1974
179 Ed Hammers vs. Brockport, 1967
175 Luther Burns vs. West Chester, 1958
173 Ben Sampson vs. James Madison, 1983
173 John Kuhn vs. Clarion, 2003
169 Bill Lewis vs. Kutztown, 1960
168 John Kuhn vs. East Stroudsburg, 2003
168 John Kuhn vs. California (Pa.), 2004
166 John Kuhn vs. Lock Haven, 2003
165 Ed Hammers vs. Bloomsburg, 1966
163 Fred Glasgow vs. California (Pa.), 1978
163 John Kuhn vs. Bloomsburg, 2003
161 Fred Glasgow vs. Slippery Rock, 1977
160 Johnny Seigle vs. Millersville, 1973
160 Bob Plummer vs. Edinboro, 1987
160 Brian Fordyce vs. Bloomsburg, 1992
159 Bill Lewis vs. Clarion, 1961
158 Ryan Hartley vs. Kutztown, 2000
157 Luther Burns vs. West Chester, 1958
156 John Kuhn vs. Slippery Rock, 2004
155 Bill Lewis vs. Mansfield, 1961
154 Nick Cutro vs. California, 1957
154 Dave Friese vs. Lock Haven, 1981
154 David McLendon vs. Millersville, 1993
153 Ed Hammers vs. Brockport, 1966
152 Rick Diggs vs. Kutztown, 1974
152 John Kuhn vs. Indiana, 2003
150 Darrell Yarberough vs. Lock Haven, 1975

**Pacesetters**

Year	Player	Rushes	Yards
1950	Dick Kopec	69	335
1951	Hershel Ulrich	40	419
1952	Ray Ellis	76	473
1953	Spencer Keyes	66	588
1954	James Miller	82	426
1955	Don Stankus	75	452
1956	John Conner	117	706
1957	Nick Cutro	36	474
1958	John Freeland	73	355
1959	Mel Williams	51	352
1960	Bill Lewis	61	492
1961	Bill Lewis	103	664
1962	Jim Childs	111	525
1963	Ralph Freeland	125	530
1964	Joe McLean	97	479
1965	Ed Hammers	95	495
1966	Ed Hammers	158	745
1967	Ed Hammers	153	695
1968	Lou Orndorff	92	376
1969	Fred Keyes	82	323
1970	Fred Keyes	128	414
1971	Bucky Campbell	70	234
1972	Johnny Seigle	151	622
1973	Rick Diggs	153	537
1974	Rick Diggs	274	1,098
1975	Darrell Yarberough	170	751
1976	Fred Glasgow	220	990
1977	Fred Glasgow	201	771
1978	Fred Glasgow	164	521
1979	Steve Moskowitz	77	474
1980	Dave Friese	202	727
1981	Dave Friese	251	1,012
1982	Ben Sampson	144	550
1983	Tom Miller	107	503
1984	Tom Miller	163	601
1985	Frank Van Buren	178	741
1986	Frank Van Buren	138	501
1987	Bob Plummer	144	534
1988	Bob Plummer	162	602
1989	Bob Plummer	157	716
1990	Bill Pettyjohn	155	933
1991	Bill Pettyjohn	225	1,101
1992	Seth Holderman	94	448
1993	David McLendon	162	709
1994	Seth Holderman	126	419
1995	Mark Madson	101	405
1996	Rajahn Bass	75	446
1997	Mark Madson	137	680
1998	Jeremy Brubaker	121	625
1999	Jeremy Brubaker	163	795
2000	Ryan Hartley	161	743
2001	Dave Brown	127	785
2002	John Kuhn	243	1,368
2003	John Kuhn	<b>294</b>	<b>1,500</b>
2004	John Kuhn	293	1,487
2005	Aaron Dykes	147	628
2006	Aaron Dykes	139	514
2007	Aaron Dykes	125	634
2008	Kevin Marshall	108	453
2009	Kevin Herod	188	727
2010	Kevin Herod	134	560

Note: **Bold** indicates the school record



John Kuhn '04



Fred Glasgow '78

**Team Rushing**

Most Rushes		Most Yards Gained	
<b>Game:</b>	74 vs. Bloomsburg, 1980	<b>Game:</b>	500 vs. East Stroudsburg, 2003
	72 vs. Lock Haven, 1981		456 vs. California (Pa.), 1994
	72 vs. C.W. Post, 1981		453 vs. Millersville, 1954
	69 vs. Cheyney, 1984		389 vs. California (Pa.), 1957
	69 vs. East Stroudsburg, 2003		385 vs. Millersville, 1955
<b>Season:</b>	611 (1981)	<b>Season:</b>	2,632 (2003)
	596 (1976)		2,482 (2002)
	576 (2003)		2,458 (1981)
	564 (2002)		1,960 (2001)
	559 (1980)		1,935 (1976)
		<b>Average Per Game:</b>	
<b>Average Yards Per Carry</b>			242.6 (1957)
<b>Season:</b>	5.98 (1953)		239.3 (2003)
			229.6 (1953)
<b>Most Fumbles Lost</b>			225.6 (2002)
<b>Season:</b>	25 (1983)		223.4 (1981)
<b>Most Total Fumbles</b>			
<b>Season:</b>	39 (1975)		

Team Passing

Most Attempts

<b>Game:</b>	60 vs. Edinboro, 1983
	56 vs. Bloomsburg, 1967
	54 vs. Indiana (Pa.), 1983
	51 vs. Edinboro, 1982
	51 vs. Slippery Rock, 1982
	50 vs. Hillsdale, 1964
<b>Season:</b>	385 (1992)
	379 (2007)
	365 (1983)
	341 (1982)

Most Completions

<b>Game:</b>	39 vs. Edinboro (1983)
	29 vs. Bloomsburg (1967)
	29 vs. Edinboro (1982)
	29 vs. Slippery Rock (1982)
<b>Season:</b>	197 (1983)
	189 (2007)
	186 (1982)
	181 (1999)
	179 (1992)

Highest Completion Percentage

<b>Game (min. 15 attempts):</b>	75.0 vs. California (Pa.), 1976 (12-of-16)
<b>(min. 25 attempts):</b>	69.2 vs. California (Pa.), 1977 (18-of-26)
<b>Season:</b>	59.0 (1981; 134-of-227)
	56.0 (1999; 181-of-323)
	55.3 (1954, 52-of-94)
	54.5 (1982; 186-of-341)
	54.0 (1988; 115-of-213)

Most Yards Gained

<b>Game:</b>	423 vs. Edinboro, 1983
	419 vs. Edinboro, 1999
	418 vs. Hillsdale, 1964
	388 vs. Bloomsburg, 1999
	383 vs. Edinboro, 1982
	369 vs. Lock Haven, 2007
	361 vs. Bloomsburg, 1982
	353 vs. Edinboro, 1986
	351 vs. Indiana (Pa.), 1982
	343 vs. East Stroudsburg, 2010

<b>Season:</b>	3,071 (1999)
	2,785 (1998)
	2,573 (2009)
	2,491 (2007)
	2,462 (1982)

Average Per Game:

	279.2 (1999; 3071 in 11)
	253.2 (1998; 2785 in 11)

Average Per Completion

<b>Game (min. 200 yds.):</b>	28.3 vs. Lock Haven (2007; 13 for 369)
	28.3 vs. Slippery Rock (1988; 8 for 226)
<b>Season:</b>	21.08 (1955; 25 for 527)
<b>Season (min. 75 completions):</b>	19.1 (1997; 98 for 1,869)

Touchdown Passes

<b>Game:</b>	6 vs. C.W. Post, 1981
	6 vs. Edinboro, 1999
	6 vs. Millersville, 2009
	5 vs. Edinboro, 1986
	5 vs. Clarion, 2000
<b>Season:</b>	28 (1998)
	28 (1999)
	28 (2009)
	22 (1982)

Highest Passing Efficiency Rating

<b>Game: (min. 200 yards):</b>	273.06 vs. Edinboro, 1999 (26 att., 16 comp., 61.5%; 0 int., 419 yds.; 6 TDs)
	268.34 vs. Slippery Rock, 1988 (13 att., 8 comp. 61.5%, 1 int., 226 yds. 3 TDs)
<b>Season:</b>	168.5 (1954, 94 attempts, 52 completions, 5 interceptions, 55.3 percent, 796 yards, 15 touchdowns) (min. 200 attempts)
	160.17 (1999, 323 attempts, 181 completions, 7 interceptions, 56.0 percent; 3,071 yards, 28 touchdowns)
	154.00 (1981, 227 attempts, 134 completions, 6 interceptions, 59.0 percent; 1,885 yards, 21 touchdowns)



Steve Ecker (1963-65)

Individual Passing

Passes Attempted

<b>Game:</b>	59, Mark Beans vs. Edinboro, 1983
<b>Season:</b>	378, Brian Gilbert, 1992
<b>Career:</b>	1,013, Brian Gilbert, 1990-92

Passes Completed

<b>Game:</b>	39, Mark Beans vs. Edinboro, 1983
<b>Season:</b>	180, Tim Ebersole, 1982
<b>Career:</b>	462, Brian Gilbert, 1990-92

Most Consecutive Passes Completed

13, Mark Beans vs. Edinboro, 1983
-----------------------------------

Passing Yards

<b>Game:</b>	423, Mark Beans vs. Edinboro, 1983
<b>Season:</b>	2,832, Chris Gicking, 1999
<b>Career:</b>	6,365, Chris Gicking, 1998-2000

Passing Yards Per Game

<b>Season:</b>	257.5, Chris Gicking, 1999
<b>Career:</b>	198.9, Chris Gicking, 1998-2000

Touchdown Passes

<b>Game:</b>	5, Tim Ebersole vs. C.W.Post, 1981
	5, Rob Klock vs. Edinboro, 1986
	5, Chris Gicking vs. Clarion, 2000
	5, Chad DiFebbo vs. Millersville, 2009
<b>Season:</b>	27, Chad DiFebbo, 2009
<b>Career:</b>	65, Chris Gicking, 1998-2000

Touchdown Pass in consecutive games:

14, Tim Ebersole, 1981-82
14, Chad DiFebbo, 2008-09

Most Interceptions Thrown

<b>Game:</b>	5, Steve Ecker vs. Hillsdale, 1964
	5, Dan Baumann vs. West Liberty, 1976
	5, Tim Ebersole vs. Slippery Rock, 1982
	5, Mark Beans vs. Edinboro, 1983
	5, Brian Gilbert vs. Slippery Rock, 1990
<b>Season:</b>	20, Tim Ebersole, 1982
<b>Career:</b>	49, Brian Gilbert, 1990-92

Consecutive Passes Without an Interception

104, Tony Gomez, 2003-04
--------------------------

Yards Per Completion

<b>Season:</b>	17.27, Chris Gicking, 1999
<b>Career:</b>	15.75, Chris Gicking, 1998-2000

Yards Per Attempt

<b>Season:</b>	9.63, Chris Gicking, 1999
<b>Career:</b>	8.18, Chris Gicking, 1998-2000

Highest Completion Percentage

<b>Season:</b>	59.9, Tim Ebersole, 1981
<b>Career:</b>	55.4, Tim Ebersole, 1979-82

Pass Efficiency Rating

<b>Season:</b>	161.3, Chris Gicking, 1999
<b>Career:</b>	143.1, Chris Gicking, 1998-2000

Longest Pass Play

99, Tim Ebersole to Ed Noon vs. Indiana (Pa.), 1982
93, Mike Carver to Mike Buglia vs. Edinboro, 1994

90, Scott Knudson to Rene Posey vs. Indiana, 1976

86, Brian Gilbert to Winston Horshaw vs. Lock Haven, 1991
---

85, Scott Knudson to Steve Looney vs. Bloomsburg, 1978
--

84, Tim Ebersole to Ed Noon vs. Bloomsburg, 1982
--

84, Chad DiFebbo to Mike Harris vs. East Stroudsburg, 2009
--

82, Steve Muchowski to Jeff Lucas vs. Slippery Rock, 1988
---

81, Chad DiFebbo to Chase DiFebbo vs. C. W. Post, 2008
--

78, Tim Ebersole to Ed Noon vs. Virginia Union, 1981
--

78, Gabe Maiocco to Tim DeVanney vs. Lock Haven, 2007
---

Career Passing Yardage

6,365	Chris Gicking, 1998-2000
6,205	Brian Gilbert, 1990-92
5,703	Mike Carver, 1994-97
4,658	Tim Ebersole, 1979-82
4,597	Chad DiFebbo, 2006-09
3,524	Scott Knudson, 1976-78
3,352	Steve Bumgarner, 1966-68
3,287	Gabe Maiocco, 2006-07
2,634	Mark Beans, 1981-84
2,633	Bill Roth, 1982-83, 85-86

Season Passing Yardage

2,832	Chris Gicking, 1999
2,507	Chad DiFebbo, 2009
2,448	Brian Gilbert, 1992
2,426	Gabe Maiocco, 2007
2,402	Tim Ebersole, 1982
2,205	Steven Adams, 2010
1,982	Brian Gilbert, 1991
1,966	Chad DiFebbo, 2008
1,906	Scott Knudson, 1978
1,851	Tim Ebersole, 1981

Game Passing Yardage

423	Mark Beans vs. Edinboro, 1983
398	Steve Ecker vs. Hillsdale, 1964
388	Chris Gicking vs. Bloomsburg, 1999
383	Tim Ebersole vs. Edinboro, 1982
369	Gabe Maiocco vs. Lock Haven, 2007
353	Rob Klock vs. Edinboro, 1986
351	Tim Ebersole vs. Indiana (Pa.), 1982
343	Steven Adams vs. East Stroudsburg, 2010
339	Steve Bumgarner vs. Bloomsburg, 1967
336	Brian Curnow vs. Clarion, 1993
336	Chris Gicking vs. Clarion, 1996
335	Chad DiFebbo vs. Kutztown, 2009
327	Tim Ebersole vs. Slippery Rock, 1982
321	Chad DiFebbo vs. Millersville, 2008
320	Tim Ebersole vs. Bloomsburg, 1982
316	Chris Gicking vs. Edinboro, 1999
312	Chris Gicking vs. West Chester, 1999
305	Scott Knudson vs. Bloomsburg, 1978
304	Mark Beans vs. Clarion, 1984
303	Mike Carver vs. Clarion, 1996
303	Chris Gicking vs. Clarion, 2000

Passing

	Att	Cmp	Yds	TD	
1950	Dick Kopec	56	27	353	2
1951	Dick Kopec	60	26	331	5
1952	Ed Stoken	68	30	503	11
1953	Percy Grimes	52	17	364	7
1954	Percy Grimes	46	26	391	7
1955	John Conner	29	17	287	0
1956	Bill Herigan	55	26	400	1
1957	Bill Herigan	46	16	283	3
1958	Ted McGee	58	26	375	2
1959	Bob Gribble	94	40	593	4
1960	Harold Hunter	101	49	435	3
1961	Harold Hunter	61	34	372	2
1962	Harold Hunter	61	27	319	3
1963	Don Jacobs	85	44	614	6
1964	Steve Ecker	138	74	1,241	9
1965	Steve Ecker	168	81	1,006	9
1966	S. Bumgarner	190	94	1,241	12
1967	S. Bumgarner	176	88	1,014	10
1968	S. Bumgarner	169	81	1,097	9
1969	Ron Finley	178	90	1,081	6
1970	Jim Monos	230	105	1,339	12
1971	Jim Monos	99	53	729	6
1972	Lou Hoover	52	24	429	3
1973	Randy Stamets	94	42	536	6
1974	Randy Stamets	103	45	668	6
1975	Bob Nelson	224	108	1,505	12
1976	Scott Knudson	138	74	1,030	5
1977	Scott Knudson	132	58	588	5
	Bob Nelson	89	42	633	5
1978	Scott Knudson	260	140	1,906	13
1979	Bob Potts	217	102	1,300	8
1980	Bob Potts	177	81	1,028	9
1981	Tim Ebersole	217	130	1,851	20
1982	Tim Ebersole	330	180	2,402	22
1983	Mark Beans	243	139	1,665	10
1984	Mark Beans	142	71	920	5
	Dan Carey	117	63	736	5
1985	Bill Roth	168	78	1,059	4
	Dan Carey	107	58	641	6
1986	Bill Roth	169	77	1,082	7
	Rob Klock	156	85	1,032	9
1987	S. Muchowski	158	82	1,007	1
1988	S. Muchowski	208	112	1,622	8
1989	Rob Klock	188	85	1,010	5
1990	Brian Gilbert	316	142	1,775	9
1991	Brian Gilbert	319	142	1,982	13
1992	Brian Gilbert	378	179	2,448	11
1993	Brian Curnow	244	122	1,572	12
1994	Mike Carver	207	97	1,430	10
1995	Mike Carver	231	93	1,408	8
1996	Mike Carver	243	114	1,581	9
1997	Mike Carver	169	76	1,284	9
1998	Chris Gicking	211	110	1,756	21
1999	Chris Gicking	294	164	2,832	25
2000	Chris Gicking	273	130	1,777	19
2001	Jim Buffington	206	96	1,341	11
2002	Tyler Novak	191	87	1,200	10
2003	Rick Henshaw	226	118	1,674	14
2004	Tony Gomez	183	82	1,564	15
2005	Tony Gomez	194	85	1,072	7
2006	Gabe Maiocco	161	63	861	5
	Tony Gomez	131	59	783	5
2007	Gabe Maiocco	336	183	2,456	10
2008	Chad DiFebbo	272	124	1,966	18
2009	Chad DiFebbo	314	160	2,507	27
2010	Steven Adams	266	136	2,205	17

Note: **Bold** indicates the school record

Individual Receiving

**Receptions**

Game: 13, Al Bowman vs. Indiana (Pa.), 1969  
 13, Jamie Ware vs. West Chester, 1999

Season: 74, Jamie Ware, 1999

Career: 197, Mike Harris, 2005, 2007-09

**Receptions by a Running Back**

Game: 10, Frank Van Buren vs. Bloomsburg, 1986  
 10, Winston Horshaw vs. Bloomsburg, 1993

Season: 39, Winston Horshaw, 1993

Career: 99, Tom Coleman, 1992-95

**Receptions by a Tight End**

Game: 7, Todd Chronister vs. Edinboro, 1976  
 7, Dave Peck vs. Edinboro, 1985  
 7, Dave Peck vs. Indiana, 1986

Season: 38, Todd Chronister, 1978

Career: 102, Todd Chronister, 1976-79

**Receiving Yards**

Game: 236, Jamie Ware vs. Clarion, 1998

Season: 1,334, Jamie Ware, 1999

Career: 3,442, Jamie Ware, 1996-99

**Receiving Yards Per Game**

Season: 121.3, Jamie Ware, 1999

Career: 82.2, Al Bowman (1968-70)

**Yards Per Catch**

Season: 28.8, Patrick Ferguson, 2004

Career: 19.5, Mike Buglia (1993-96)

**Touchdown Passes Caught**

Game: 4, Joe Nagy vs. Shepherd, 1965

Season: 15, Jamie Ware, 1998

Career: 26, Jamie Ware, 1996-99

**Most Games Catching a Touchdown Pass**

Season: 10, Ed Noon, 1981

Career: 20, Mike Harris, 2005, 2007-09

**Consecutive Games Catching a Touchdown Pass**

Season: 10, Ed Noon, 1981

**100-yard Receiving Games:**

Season: 6, Ed Minogue, 1992  
 6, Jamie Ware, 1998  
 6, Jamie Ware, 1999

Career: 15, Jamie Ware, 1996-99

**Consecutive 100-yard Receiving Games:**

Season: 5, Ed Minogue, 1992

**Career Receptions**

197 Mike Harris, 2005, 2007-09

184 Jamie Ware, 1996-99

163 Jeff Zulia, 1980-83

141 Al Bowman, 1968-70

130 Tad Pribula, 1988-91

121 Mike Buglia, 1993-96

103 Melvin Scott, 1997-2000

102 Todd Chronister, 1976-79

99 Averell Harris, 1974-76

99 Tom Coleman, 1992-95

**Season Receptions (45+)**

74 Jamie Ware, 1999

69 Jamie Ware, 1998

68 Jeff Zulia, 1982

66 Mike Harris, 2008

62 Mike Harris, 2009

57 Mike Harris, 2007

52 Al Bowman, 1969

52 Ed Minogue, 1992

51 Jeff Zulia, 1983

49 Averell Harris, 1975

48 Tad Pribula, 1991

46 Ed Noon, 1981

45 Joe Nagy, 1965

45 Al Bowman, 1970

45 Tyrone Reed, 1983

45 Mike Buglia, 1996

**Game Receptions**

13 Al Bowman vs. Indiana (Pa.), 1969

13 Jamie Ware vs. West Chester, 1999

11 Jeff Zulia vs. Edinboro, 1982

11 Jeff Zulia vs. Slippery Rock, 1982

10 Frank Van Buren vs. Bloomsburg, 1986

10 Tad Pribula vs. Bloomsburg, 1991

10 Winston Horshaw vs. Bloomsburg, 1993

10 Mike Harris vs. Millersville, 2008

**Career Receiving Yardage**

3,442 Jamie Ware, 1996-99

3,000 Mike Harris, 2005, 2007-09

2,358 Mike Buglia, 1993-96

2,246 Jeff Zulia, 1980-83

1,972 Al Bowman, 1968-70

1,900 Patrick Ferguson, 2002-06

1,899 Melvin Scott, 1997-2000

1,883 Tad Pribula, 1988-91

1,677 Averell Harris, 1974-76

1,563 Ed Noon, 1980-82

**Season Receiving Yardage**

1,334 Jamie Ware, 1999

1,262 Jamie Ware, 1998

1,018 Mike Harris, 2009

1,014 Mike Harris, 2008

958 Ed Minogue, 1992

954 Averell Harris, 1975

866 Jeff Zulia, 1982

861 Mike Buglia, 1996

816 Ed Noon, 1981

779 Mike Harris, 2007

**Game Receiving Yardage**

236 Jamie Ware vs. Clarion, 1998

210 Jamie Ware vs. West Chester, 1999

188 Jamie Ware vs. Clarion, 1999

184 Frank Van Buren vs. California (Pa.), 1986

183 Mike Buglia vs. Kutztown, 1996

180 Jamie Ware vs. Edinboro, 1999

176 Winston Horshaw vs. Lock Haven, 1991

172 Averell Harris vs. Millersville, 1975

172 Mike Harris vs. Kutztown, 2008

167 Chase DiFebbo vs. California (Pa.), 2009

Individual Receiving

Receiving	Rec	Yds	TD
1950 Ken Dapp	18	320	5
1951 Bill Minnick	10	172	2
1952 Hershel Ulrich	10	202	3
1953 R. Finkenbinder	6	166	4
Ed Moore	6	132	3
1954 James Shumate	5	105	4
1955 Don Stankus	6	134	1
1956 James Baker	20	389	1
1957 John Freeland	6	109	0
1958 Ron Rock	13	245	2
1959 John Freeland	25	472	7
1960 John Kiracoffe	16	144	0
1961 Bill Lewis	17	174	1
1962 Hal Kinsey	15	217	4
1963 Hal Kinsey	20	281	1
Joe Nagy	20	233	3
1964 Joe Baker	25	404	1
1965 Joe Nagy	45	666	9
1966 John Monsell	36	514	6
1967 John Monsell	27	326	2
1968 Al Bowman	44	773	6
1969 Al Bowman	52	604	4
1970 Al Bowman	45	595	7
1971 Ralph Farina	31	425	4
1972 Don Boring	14	284	3
1973 Leroy Galloway	23	183	2
1974 Angelo Venditti	16	281	4
Rene Posey	16	130	2
1975 Averell Harris	49	954	9
1976 Averell Harris	36	525	1
1977 Todd Chronister	19	172	2
1978 Todd Chronister	38	403	1
1979 Dave Mengle	32	434	3
1980 Kevin Fields	27	417	2

Receiving	Rec	Yds	TD
1981 Ed Noon	46	816	12
1982 Jeff Zulia	68	866	8
1983 Jeff Zulia	51	776	6
1984 Tyrone Reed	38	610	2
1985 Dave Peck	32	350	2
1986 Jeff Lucas	31	418	5
Frank Van Buren	31	385	3
1987 Bob Plummer	24	262	0
1988 Jeff Lucas	22	557	5
1989 T. J. Santos	33	407	1
1990 Tad Pribula	40	637	4
1991 Tad Pribula	48	675	4
1992 Ed Minogue	52	958	6
1993 Winston Horshaw	39	474	1
1994 Mike Buglia	28	609	5
1995 Mike Buglia	33	658	6
1996 Mike Buglia	45	861	6
1997 Jamie Ware	30	686	1
1998 Jamie Ware	69	1,262	15
1999 Jamie Ware	74	1,334	10
2000 Melvin Scott	43	685	10
2001 Dave Brown	21	294	2
2002 Brandon Saner	16	233	1
Joel Gamble	16	233	0
2003 Patrick Ferguson	28	523	6
2004 Patrick Ferguson	25	721	7
2005 Walter Crump	37	361	1
2006 Patrick Ferguson	34	594	7
2007 Mike Harris	57	779	4
2008 Mike Harris	66	1,014	10
2009 Mike Harris	62	1,108	10
2010 Kevin Marshall	29	362	3
Bryan Barley	26	654	5

Note: **Bold** indicates the school record



Mike Harris (2005, 2007-09)



Jamie Ware (1996-99)



Jamie Reder (2004-07)

**Team Scoring**

<b>Most Points</b>
Game: 73 vs. Lock Haven, 1995 (10 TDs, 10 PAT, 1 FG)
<b>Most Points Scored in a Loss</b>
55 vs. Indiana (Pa.), 1996
<b>Most Combined Points in a Game</b>
119 vs. Edinboro, 1986
<b>Most Touchdowns</b>
Game: 10, (8 times, last vs. Lock Haven, 1999)
Season: 53 (1999)
<b>PAT Kicks</b>
Game: 10 vs. Lock Haven, 1995
Season: 48 (2004)
<b>Two-Point Conversions</b>
Season: 6 (1967, 1970)

**Individual Scoring**

<b>Safeties</b>
Game: 2 vs. East Stroudsburg, 1954 2 vs. California (Pa.), 1991
Season: 3 (1954) 3 (1991)
<b>Most Points Scored</b>
Game: 36, Jack Green vs. Kutztown, 1931 36, John Kuhn vs. California (Pa.), 2002
Season: 132, John Kuhn, 2003
Career: 322, John Kuhn, 2001-04
<b>Most Touchdowns</b>
Game: 6, Jack Green vs. Kutztown, 1931 6, John Kuhn vs. California (Pa.), 2003
Season: 22, John Kuhn, 2003
Career: 53, John Kuhn, 2001-04
<b>Most Points by Kicking</b>
Game: 14 Jamie Reder vs. California (Pa.), 2004 14, Jamie Reder vs. Lock Haven, 2005
Season: 77, Kyler Ford, 2009
Career: 230, Howie Guarini, 1988-91
<b>Career Scoring</b>
322 John Kuhn, 2001-04
244 Jamie Reder, 2004-07
230 Howie Guarini, 1988-91
203 Craig Lough, 1998-2000, 2002
194 Joel Yohn, 1992-95
184 Fred Glasgow, 1976-78
177 Jeff Auker, 1980-83
166 Mike Erlandson, 1996-99
162 Jack Green, 1928-31
162 Jamie Ware, 1996-99
<b>Season Scoring</b>
132 John Kuhn, 2003
100 John Kuhn, 2002
96 Bill Pettyjohn, 1991
94 Dave Friese, 1981
90 Jack Green, 1931
<b>Game Scoring</b>
36 Jack Green vs. Kutztown, 1931
36 John Kuhn vs. California (Pa.), 2002
30 Jack Green vs. Bloomsburg, 1931
30 Phil Brehm vs. Millersville, 1932
30 John Kuhn vs. Clarion, 2004

Scoring	TD	PAT	FG	PTS
1950 Ken Dapp	5	1	0	31
1951 Ed Gerlock	7	0	0	42
1952 Charlie Mills	7	0	0	42
1953 Hershel Ulrich	9	0	0	54
Spencer Keyes	9	0	0	54
1954 Spencer Keyes	8	0	0	48
1955 Don Stankus	6	7	0	43
1956 John Conner	13	2	0	80
1957 Larry Rhone	6	11	0	47
1958 Luke Burns	5	0	0	30
1959 John Freeland	7	0	0	42
1960 Bill Lewis	5	0	0	30
1961 Bill Lewis	9	0	0	54
1962 Jim Childs	7	0	0	42
1963 Ralph Freeland	5	0	0	30
1964 Steve Ecker	6	0	0	36
1965 Joe Nagy	9	0	0	54
1966 Steve Bumgarner	6	0	0	36
John Monsell	6	0	0	36
1967 Ed Hammers	10	13	0	73
1968 Al Bowman	6	0	0	36
1969 Ron Finley	6	2	0	38
1970 Al Bowman	7	6	0	48
1971 Ralph Farina	4	0	0	24
1972 Johnny Seigle	4	0	0	24
1973 Rick Diggs	4	2	0	26
1974 Rick Diggs	13	0	0	78
1975 Averell Harris	9	0	0	54
1976 Fred Glasgow	10	0	0	60
1977 Fred Glasgow	12	2	0	74
1978 Fred Glasgow	8	2	0	50
1979 Scott Flinn	6	2	0	38
1980 Jeff Auker	0	22	10	52
1981 Dave Friese	15	4	0	94
1982 Ed Noon	9	0	0	54
1983 Jeff Auker	0	17	8	41
1984 Barry Jackson	0	16	10	46
1985 Frank Van Buren	9	0	0	54
1986 Frank Van Buren	6	2	0	38
1987 Bob Plummer	8	0	0	48
1988 Howie Guarini	0	23	7	44
1989 Howie Guarini	0	14	13	53
1990 Howie Guarini	0	20	15	65
1991 Bill Pettyjohn	16	0	0	96
1992 Joel Yohn	0	17	11	50
1993 Joel Yohn	0	21	7	42
1994 Joel Yohn	0	25	8	49
1995 Joel Yohn	0	26	9	53
1996 Justin Wallace	0	22	8	46
1997 Mike Erlandson	6	0	0	36
1998 Jamie Ware	15	0	0	90
1999 Mike Erlandson	12	0	0	72
2000 Melvin Scott	10	0	0	60
2001 Dave Brown	14	0	0	84
2002 John Kuhn	16	4	0	100
2003 John Kuhn	22	0	0	132
2004 John Kuhn	14	0	0	84
2005 Jamie Reder	0	20	17	71
2006 Jamie Reder	0	28	8	52
2007 Aaron Dykes	11	0	0	66
2008 Mike Harris	10	0	0	60
2009 Kyler Ford	0	47	10	77
2010 Kevin Marshall	11	0	0	66

Note: **Bold** indicates the school record

**Individual Punting**

<b>Most Punts</b>
Game: 13, Steve Girona vs. IUP, 1989
Season: 73, Bill Shipp, 2000
Career: 245, Kyler Ford, 2006-09
<b>Most Yards Punting</b>
Game: 453, Kyler Ford, 2007
Season: 2,752, Kyler Ford, 2008
Career: 9,768, Kyler Ford, 2006-09
<b>Best Punting Average</b>
Season: 49.1, Steve Ecker, 1965
Career: 46.2, Steve Ecker (1963-65)
<b>Career Punting Average</b>
46.2 Steve Ecker (1963-65)
40.6 Kyler Ford (2006-09)
38.5 Walt Galbraith (1950-51)
38.2 Denver Brydon (2002-05)
38.1 Ron Spruill (1981-84)
37.8 Bill Shipp (1998-2001)
37.3 Scott Benjamin (1980-82)
37.1 Steve Girona (1986-89)
<b>Season Punting Average</b>
49.1 Steve Ecker, 1965
42.7 Steve Ecker, 1964
41.9 Kyler Ford, 2009
41.5 Denver Brydon, 2005
40.1 Ed Stoken, 1952
40.0 Scott Benjamin, 1980
39.7 Kyler Ford, 2006
39.7 Bill Shipp, 1998
39.5 Kyler Ford, 2007
39.3 Walt Galbraith, 1950
39.3 Bruce Baustein, 1969
38.8 Kyler Ford, 2008
38.6 Rick Harbaugh, 1990
<b>Game Punting Average</b>
54.7 Rick Harbaugh vs. Indiana (Pa.), 1990
54.0 Steve Ecker vs. Clarion, 1965
<b>Longest Punt</b>
79 Don Bickel vs. Lock Haven, 1954
77 Denver Brydon vs. Indiana (Pa.), 2005
76 Kyler Ford vs. California (Pa.), 2009
74 Kyler Ford vs. C.W. Post, 2009
71 Jack Sweeney vs. Lock Haven, 1936
70 Ed Stoken vs. Wilson, 1952
70 Merl Tate vs. Bloomsburg, 1985
70 Denver Brydon vs. Indiana (Pa.), 2005
70 Kyler Ford vs. Liberty, 2007
<b>Field Goals Attempted</b>
Game: 6 vs. Millersville, 1987
Season: 18 (1991, 2005)
<b>Field Goals Made</b>
Game: 4 vs. Slippery Rock, 1983
4 vs. Bloomsburg, 1989
4 vs. Slippery Rock, 1990
4 vs. California (Pa.), 2004
4 vs. Lock Haven, 2005
Season: 15 (1990)



Howie Guarini (1988-91)

<b>Extra Points Attempted</b>
Game: 10, Joel Yohn vs. Lock Haven, 1995 10, Glenn Bailey vs. Millersville, 1924
Season: 48, Kyler Ford, 2009
Career: 147, Craig Lough, 1998-2000, 2002
<b>Extra Points Made</b>
Game: 10, Joel Yohn vs. Lock Haven, 1995
Season: 47, Kyler Ford, 2009
Career: 131, Craig Lough, 1998-2000, 2002
<b>Extra Point Accuracy</b>
Game: 100.0, Joel Yohn vs. Lock Haven, 1995 (10-of-10)
100.0, Kyler Ford at Millersville, 2009 (9-of-9)
Season: 100.0, Howie Guarini, 1988 (23-of-23)
Career: 94.1, Howie Guarini, 1988-91 (95-of-101)
<b>Field Goals Attempted</b>
Game: 6, Janne Janhonen vs. Millersville, 1987
Season: 18, Howie Guarini, 1991 18, Jamie Reder, 2005
Career: 61, Howie Guarini, 1988-91
<b>Field Goals Made</b>
Game: 4, Barry Jackson vs. Slippery Rock, 1984 4, Howie Guarini vs. Bloomsburg, 1989 4, Howie Guarini vs. Slippery Rock, 1990 4, Jamie Reder vs. California (Pa.), 2004 4, Jamie Reder vs. Lock Haven, 2005
Season: 17, Jamie Reder, 2005
Career: 45, Howie Guarini, 1988-91
<b>Field Goal Accuracy</b>
Season: 94.5, Jamie Reder (2005)
Career: 75.9, Jamie Reder (2004-07)
<b>Longest Field Goal Made</b>
48, Barry Jackson vs. Slippery Rock, 1984
<b>Consecutive Field Goals Made</b>
Season: 9, Jamie Reder (2004)
<b>Consecutive Games Kicking a Field Goal</b>
Season: 10, Howie Guarini (1988-89)
<b>Consecutive Extra Points Made</b>
Season: 44, Kyler Ford, 2009

**Team Punting**

<b>Punts</b>
Game (since 1972): 13 vs. Slippery Rock, 1986
Season: 74 (2000)
<b>Average Per Punt</b>
Game (since 1964): 54.6 vs. IUP, 1990 (6 for 328)
54.0 vs. Clarion, 1965 (4 for 216)
Season: 47.3 (1965; 38 for 1797)

<b>Career Field Goals (20+)</b>
45 Howie Guarini, 1988-91
44 Jamie Reder, 2004-07
35 Joel Yohn, 1992-95
27 Jeff Auker, 1980-83
24 Craig Lough, 1998-2000, 2002
<b>Season Field Goals (10+)</b>
17 Jamie Reder, 2005
15 Howie Guarini, 1990
13 Howie Guarini, 1989
11 Joel Yohn, 1992
10 Jeff Auker, 1980
10 Barry Jackson, 1984
10 Howie Guarini, 1991
10 Jamie Reder, 2004
10 Kyler Ford, 2009

<b>Longest Field Goals (45+)</b>
48 Barry Jackson vs. Slippery Rock, 1984
47 Howie Guarini vs. Bloomsburg, 1991
47 Joel Yohn vs. West Chester, 1992
47 Joel Yohn vs. Edinboro, 1994
47 Joel Yohn vs. Kutztown, 1995
46 Ron Wilsbach vs. Shepherd, 1964
45 Dave Williams vs. California (Pa.), 1966
45 Jeff Auker vs. C.W. Post, 1983
45 Janne Janhonen vs. Millersville, 1987

**Team Total Offense**

Plays	R	P
<b>Game:</b> 104 vs. C.W. Post, 1981	72	32
98 vs. James Madison, 1983	65	33
90 vs. Kutztown, 1980	67	23
90 vs. Lock Haven, 1981	72	18
90 vs. Edinboro, 1983	30	60
<b>Season:</b> 838 (1981)		
834 (2009)		
825 (2003)		
818 (2003)		
817 (1983)		
<b>First Downs</b>		
<b>Game:</b> 32 vs. C.W. Post (1981)		
32 vs. California (Pa.) (1998)		
<b>Season:</b> 247 (1999)		
<b>Yards Gained</b>	<b>R</b>	<b>P</b>
<b>Game:</b> 749 vs. Lock Haven, 2007	380	369
644 vs. California (Pa.), 1998	351	293
606 vs. Bloomsburg, 1981	298	308
605 vs. ESU, 1998	358	247
<b>Season:</b> 4,951 (1999)		
4,759 (2009)		
4,713 (1998)		
4,365 (2003)		
4,343 (1981)		
<b>Average Per Game:</b>		
450.1 (1999; 4,951 in 11 games)		
<b>Average Yards Per Play</b>		
<b>Season:</b> 6.32 (1999)		
<b>Most Combined Yards in a Game</b>		
1,101; Ship (487) vs. Edinboro (614), 1986		

**Individual Total Offense**

Most Plays	Career Total Offense
<b>Game:</b> 78, Chad DiFebbo vs. Shepherd (2009)	6,135 Mike Carver, 1994-97
<b>Season:</b> 434, Brian Gilbert (1992)	6,060 Chris Gicking, 1998-2000
<b>Career:</b> 1,231, Mike Carver (1994-97)	5,532 Brian Gilbert, 1990-92
<b>Most Yards</b>	5,189 Tim Ebersole, 1979-82
<b>Game:</b> 438, Mark Beans vs. Edinboro (1983)	4,732 Chad DiFebbo, 2006-09
<b>Season:</b> 2,631, Chris Gicking (1999)	4,685 John Kuhn, 2001-04
<b>Career:</b> 6,135, Mike Carver (1994-97)	3,499 Tony Gomez, 2003-06
<b>Most Yards Per Game</b>	3,425 Scott Knudson, 1976-78
<b>Season:</b> 246.3, Tim Ebersole (1982)	3,059 Steve Bumgarner, 1966-68
<b>Career:</b> 189.4, Chris Gicking (1998-2000)	2,925 Steve Muchowski, 1987-88
<b>Most Yards Per Play</b>	<b>Season Total Offense</b>
<b>Season:</b> 7.7, Steve Ecker (1964)	2,631 Chris Gicking, 1999
<b>Career:</b> 6.6, Chris Gicking (1998-2000)	2,614 Chad DiFebbo, 2009
<b>Touchdowns</b>	2,463 Tim Ebersole, 1982
<b>Game:</b> 7, Jack Green vs. Kutztown (1931)	2,304 Gabe Maiocco, 2007
<b>Season:</b> 28, Chad DiFebbo (2009)	2,177 Tim Ebersole, 1981
<b>Career:</b> 66, Chris Gicking (1998-2000)	2,139 Brian Gilbert, 1992
<b>100 Yards Rushing and Passing (Same Game)</b>	2,090 Steven Adams, 2010
255, Ralph Sassaman vs. Lock Haven, 1965	1,993 Chad DiFebbo, 2008
(127 rush, 128 pass)	1,885 Steve Muchowski, 1988
<b>Game Total Offense</b>	1,849 Scott Knudson, 1978
438 Mark Beans vs. Edinboro, 1983	
423 Steve Ecker vs. Hillsdale, 1964	
384 Chris Gicking vs. Bloomsburg, 1999	
368 Tim Ebersole vs. Edinboro, 1982	
363 Gabe Maiocco vs. Lock Haven, 2007	



Chris Gicking (1998-2000)

**Team Punt Returns**

Game (since 1972):
9 vs. California (Pa.), 1975
9 vs. West Liberty, 1989
9 vs. Lock Haven, 2000
<b>Season:</b> 45 (1980, 411 yards)
<b>Most Yards Gained</b>
<b>Game:</b> 219 vs. West Liberty, 1989 (9 returns)
178 vs. Bloomsburg, 1989 (5 returns)
149 vs. Lock Haven, 2000 (9 returns)
144 vs. Kutztown, 2003 (5 returns)
120 vs. California, 1975 (9 returns)
<b>Season:</b> 578, (2003, 35 returns)
449, (1975, 31 returns)
<b>Average Per Game:</b>
52.5 (2003; 578 in 11)
41.1 (1980; 411 in 10)
40.8 (1975; 449 in 11)

Highest Average Per Return
<b>Game (min. 5 returns):</b>
35.6 vs. Bloomsburg, 1989 (5 for 178)
<b>Season:</b> 16.5 (2003; 35 for 578)

Most Touchdowns
<b>Game:</b> 2 vs. Kutztown, Oct. 17, 1953
<b>Season:</b> 5, (1953)

**Team Kickoff Returns**

Game (since 1972):
9, five times (most recent vs. Clarion, 2000)
<b>Season:</b> 57 (1995)
50 (2007)
50 (1986)
47 (1996)
46 (2000)

Most Yards Gained
<b>Game:</b> 271 vs. Clarion (2000)
232 vs. Indiana (Pa.) (1996)
226 vs. East Stroudsburg (2008)
223 vs. Edinboro (1986)
206 vs. Edinboro (1989)
<b>Season:</b> 1,001 (1995, 57 returns)
978 (1991, 44 returns)
946 (2001, 40 returns)
935 (2008, 43 returns)
933 (1987, 43 returns)

Average per Return
<b>Game (min. 2 returns)</b>
87.5* (1952, vs. Cheyney, 2-175-2)
<b>Season:</b> 24.2 (2003, 25 for 606)
22.9 (1979, 28 for 641)
22.7 (1990, 41 for 930)
22.2 (1991, 44 for 978)
22.1 (1999, 37 for 818)

\* In 1952, Shippensburg returned nine kickoffs. One of the returns is unknown. The other return yardage was 100, 100, 95, 90, 85, 65, 54, 19. The ninth was returned beyond the 40 yard line. The eight known returns went for 608 yards and an average of 76.0 yards per return. Even if the ninth return was zero yards, the minimum return average was 67.6.

Most Touchdowns
<b>Game:</b> 2 vs. Cheyney, 1952
<b>Season:</b> 5 (1952)



Brent Grimes and Mark Maciejewski

**Individual Punt Returns**

Most Returns
<b>Game:</b> 9, Deon Harrison vs. Lock Haven, 2000
<b>Season:</b> 40, Dave Fries, 1980
<b>Career:</b> 121, Dave Fries, 1978-81

Most Yardage on Returns
<b>Game:</b> 171, Winston Horshaw vs. West Liberty, 1989
<b>Season:</b> 508, Brent Grimes, 2005
<b>Career:</b> 1,133, Brent Grimes, 2002-05

Most Touchdowns on Returns
<b>Game:</b> 1, by several (most recent: Joe Wasyluk vs. Clarion, 1998)
<b>Season:</b> 2, Spencer Keyes, 1953
2, Dan Searer, 1974
<b>Career:</b> 3, Spencer Keyes, 1951-54
3, Dan Searer, 1972-74

Longest Punt Return
93, Winston Horshaw vs. West Liberty, 1989

Highest Return Average
<b>Season:</b> 19.3, Brent Grimes, 2003
<b>Career:</b> 14.0, Brent Grimes, 2002-05

Career Punt Return Average
14.0 Brent Grimes, 2002-05
13.7 Dan Searer, 1972-74
10.7 Winston Horshaw, 1988-89, 91, 93
11.0 Shawn Brown, 1991-92, 94-95
10.9 Deon Harrison, 1997-2000

Season Punt Return Average
19.3 Brent Grimes, 2003
17.4 Dan Searer, 1974
13.7 Brent Grimes, 2005
13.5 Winston Horshaw, 1988
13.2 Howard Chavous, 2005

Longest Punt Returns (80+)
93 Winston Horshaw vs. West Liberty, 1989
88 Dan Searer vs. Bloomsburg, 1974
85 Charlie Mills vs. Indiana (Pa.), 1949
85 Charlie Mills vs. Kutztown, 1950
82 Hershuel Ulrich vs. Millersville, 1953
80 Brent Grimes vs. California (Pa.), 2005

**Individual Kick Returns**

Most Returns
<b>Game:</b> 7, Kevin Mylett vs. Slippery Rock, 1986
<b>Season:</b> 28, Ben Sampson, 1983
<b>Career:</b> 63, Mike Erlandson, 1996-99

Most Yardage on Returns
<b>Game:</b> 158, Mike Erlandson vs. Bloomsburg, 1997
<b>Season:</b> 604, Ben Sampson, 1983
<b>Career:</b> 1,488, Mike Erlandson, 1996-99

Most Touchdowns on Returns
<b>Game:</b> 1, by several (most recent: Jeff Fertig vs. C.W. Post, 2009)
<b>Season:</b> 2, Charlie Mills, 1952
2, Spencer Keyes, 1952
2, Hershuel Ulrich, 1953
2, Jerome Kater, 1976
2, Winston Horshaw, 1991
2, Tom Coleman, 1994
2, Dave Brown, 2001
2, Brent Grimes, 2003
<b>Career:</b> 4, Spencer Keyes, 1951-54
4, Dave Brown, 1997-98, 2000-01

Highest Return Average
<b>Season:</b> 35.7, Winston Horshaw, 1991
<b>Career:</b> 29.1, Jerome Kater, 1976-77

Career Kickoff Return Average
29.1 Jerome Kater, 1976-77
28.1 Dan Searer, 1972-74
27.4 Winston Horshaw, 1988-89, 1991, 1993

Season Kickoff Return Average
35.7 Winston Horshaw, 1991
32.3 Brent Grimes, 2003
29.7 Dwayne Jones, 1987
29.4 Jerome Kater, 1977
28.9 Howard Chavous, 2006

Longest Kickoff Return
100 Spencer Keyes vs. Kutztown, 1952
100 Charlie Mills vs. Millersville, 1952
100 Tom Coleman vs. California (Pa.), 1994
100 Mike Erlandson vs. Bloomsburg, 1997
99 Brent Grimes at Shepherd, 2005

**Team Defense**

**TOTAL DEFENSE**

<b>Fewest Yards Allowed</b>	<b>R</b>	<b>P</b>
<b>Game:</b> -29 vs. Bridgewater (Va.), 1953	-29	0
<b>Season:</b> 655 (1953)		
<b>Average Per Game:</b>		
81.9 (1953;)		
<b>Fewest Yards per Play</b>		
<b>Season:</b> 1.68 (1953)		

**SCORING DEFENSE**

<b>Fewest Points Allowed</b>
<b>Season:</b> 15 (1936)
<b>Most Shutouts</b>
<b>Season:</b> 6 (1935, 1936, 1937)
<b>Most Consecutive Shutouts</b>
<b>Season:</b> 6 (Nov. 23, 1935 to Nov. 7, 1936)
<b>Most Points Allowed</b>
<b>Game:</b> 66 vs. Edinboro, 1986
<b>Season:</b> 355 (1996)

**RUSHING DEFENSE**

<b>Fewest Yards Allowed</b>
<b>Game:</b> -30 vs. Southern Connecticut (1954)
-29 vs. Bridgewater (1953)
-14 vs. Bloomsburg (1980)
-12 vs. Lock Haven (2000)
-5 vs. Millersville (1951)
-5 vs. Indiana (Pa.) (1951)
<b>Season:</b> 429 (1953)
<b>Average Per Game:</b>
53.6 (1953; 429 in 8 games)
<b>Fewest Yards Per Carry</b>
<b>Season:</b> 1.57 (1953; 272 for 429)
<b>Most Tackles for Loss (since 1979)</b>
<b>Season:</b> 96 (2003)
88 (2009)
85 (2010)
81 (1980)
79 (2008)
77 (2004)
74 (2002)
72 (2006)
71 (1992)
69 (2007)
63 (2005)
62 (1989)

**PASSING DEFENSE**

<b>Fewest Yards Allowed</b>
<b>Game:</b> -15, vs. Cheyney, 1951
(7 att., 2 comp. 1 int.)
0, vs. East Stroudsburg, 1951
(12 att., 0 comp., 2 int.)
0, vs. California (Pa.), 1951
(4 att., 0 comp., 1 int.)
0, vs. Wilson, 1953
(3 att., 0 comp., 1 int.)
0, vs. Bridgewater (Va.), 1953
(5 att., 0 comp., 1 int.)
<b>Season:</b> 226 (1953)
<b>Average Per Game:</b>
28.2 (1953, 226 in 8 games)

**Fewest Yards Per Attempt**

<b>Game:</b> -2.14 vs. Cheyney, 1951
0.0 (several times)
<b>Season:</b> 1.91 (1953; 118 for 226)
<b>Lowest Completion Percentage</b>
<b>Game:</b> 0.0 (several times)
<b>Season:</b> 24.1 (1956; 26 of 108)
<b>Fewest Touchdowns Allowed</b>
<b>Season:</b> 0 (1953)
<b>Lowest Passing Efficiency Rating</b>
<b>Game:</b> -66.7 vs. Wilson, 1953
(3 att., 0 comp., 1 int., 0 yards, 0 TDs)
<b>Season:</b> 3.38 (1953; 31-118-226-10-23,
26.3 percent; 23 int., 226 yards)
<b>Since two-platoon football in 1965:</b>
68.59 (1975; 81-205-1037-5-22,
39.5 percent; 22 int., 1037 yds.)

**INTERCEPTIONS**

<b>Game:</b> 7 vs. Montclair State, 1954
6 vs. Kutztown, 1991
<b>Season:</b> 35 (1991)
27 (1978)
25 (1950)
25 (1990)

**Yards Gained by Interceptions**

<b>Game:</b> 168 vs. Slippery Rock, 1988 (4 int.)
<b>Season:</b> 449 (1991; 35 interceptions)
436 (1978; 27 interceptions)
384 (1988; 19 interceptions)
272 (1990; 25 interceptions)

**Average Per Return**

<b>Game (min. 3):</b>
42.0 vs. Slippery Rock, 1988 (4 for 168)
<b>Season:</b>
23.9 (1995; 9 for 215)
20.2 (1988; 19 for 384)

**Touchdowns**

<b>Game:</b> 2 vs. Slippery Rock, 1988
<b>Season:</b> 3 (1988)

**PASSES BROKEN UP**

<b>Season:</b> 60 (1977)
59 (1990)
55 (2000)
53 (1994, 1998)
52 (1991)

**QUARTERBACK SACKS**

<b>Game:</b> 8 vs. West Liberty, 1977
8 vs. California (Pa.), 1981
8 vs. Kutztown, 1999
8 vs. Lock Haven, 2000
<b>Season:</b> 41 (1981)
39 (1991)
34 (1982)
32 (2009)

**Most Yards in Losses on Sacks**

<b>Season:</b> 271 (1982; 34 sacks)
227 (1991; 39 sacks)
226 (1984; 28 sacks)
225 (2009; 32 sacks)
220 (1990; 29 sacks)

**FUMBLES**

<b>Fumble Recoveries</b>
<b>Game:</b> 7 vs. Slippery Rock, 1970
<b>Season:</b> 24 (1977)
22 (1978)

**Total Fumbles by the Opposition**

<b>Season:</b> 43 (1977, lost 24)
38 (1993, lost 19)

**Most Fumble Returns**

<b>Game:</b> 2 vs. Lock Haven, 1999
<b>Season:</b> 5 (2002)
2 (1999, 2001)

**Most Fumble Returns for Touchdowns**

<b>Game:</b> 2 vs. Lock Haven (1999)
<b>Season:</b> 2 (1999)

**TURNOVERS (GIVEAWAYS)**

*(Interceptions and Fumbles)*

<b>Fewest Turnovers</b>
<b>Season:</b> 16 (1981, 6 interceptions, 10 fumbles lost)
16 (1999, 7 interceptions, 9 fumbles lost)

**Most Turnovers**

<b>Season:</b> 50 (1983, 25 interceptions, 25 fumbles lost)
<b>Highest Giveaway Margin</b>
<b>Season:</b> -17 (1983, lost 50, gained 33)

**TURNOVERS (TAKEAWAYS)**

*(Interceptions and Fumbles)*

<b>Most Takeaways</b>
<b>Season:</b> 50 (1991, 35 interceptions, 15 fumbles)
<b>Fewest Takeaways</b>
<b>Season:</b> 19 (2007, 5 interceptions, 7 fumbles)
12 (2000, 6 interceptions, 6 fumbles)

**Fewest Takeaways Per Game**

<b>Season:</b> 1.091 (2000, 12 in 11) (2007, 12 in 11)
<b>Highest Takeaway Margin</b>
22 (1991, gained 50, lost 28)

**KICKS BLOCKED**

<b>Game:</b> 4 vs. Edinboro, 1979
<b>Season:</b> 11 (1997; 6 punts, 3 FG, 2 PAT)
8 (1999)
7 (1981)
7 (1985)
7 (2001)
7 (2010)

**TACKLES**

<b>Game:</b> 27, Tony Winter vs. Clarion, 1976
<b>Season:</b> 203, Shayne Mains, 1992
<b>Career:</b> 568, Shayne Mains, 1989-92

**Solo Tackles**

<b>Game:</b> 17, Bruce Johnson vs. Edinboro, 1988
<b>Season:</b> 98, Shayne Mains, 1992
<b>Career:</b> 210, Josh Goodman, 1998-2001

**Assisted Tackles**

<b>Game:</b> 20, Mike Lawson vs. Kutztown, 1975
<b>Season:</b> 142, Mike Lawson, 1975
<b>Career:</b> 361, Shayne Mains, 1989-92

**QUARTERBACK SACKS**

<b>Game:</b> 5, Barry Johnson vs. West Liberty, 1977
<b>Season:</b> 10, Barry Johnson, 1977
10, Ed Brown, 1981
10, Rob Davis, 1991
<b>Career:</b> 24, Ed Brown, 1979-82

**TACKLES FOR LOSSES**

<b>Game:</b> 5, Barry Johnson vs. West Liberty, 1977
5, Mark Maciejewski vs. ESU, 1991
<b>Season:</b> 24, Mike Maxwell, 1980
<b>Career:</b> 51, Mark Maciejewski, 1989-92

**FUMBLES RECOVERED**

<b>Game:</b> 3, Lou Hoover vs. West Virginia Tech, 1975
<b>Season:</b> 5, John Wertz, 1979
5, Dave Hurdle, 1984
<b>Career:</b> 10, John Wertz, 1976-79

**BLOCKED PUNTS**

<b>Game:</b> 2, Dan Searer vs. California (Pa.), 1974
2, Gerry Doaks vs. Slippery Rock, 1991
2, Chris Bickel vs. Bloomsburg, 1995
2, Rodney Hart vs. Kutztown, 1997
2, Jamie Ware vs. Indiana (Pa.), 1999
<b>Season:</b> 5, Jamie Ware, 1997
<b>Career:</b> 11, Jamie Ware, 1996-99

**CAREER TACKLES (300+)**

568	Shayne Mains, lb, 1989-92
484	Chris Willingham, lb, 1992-95
455	Ken Pickett, lb, 1988-91
408	Martin Pepe, lb, 1992-95
401	Tony Winter, lb, 1974-76
379	Josh Goodman, lb, 1998-2001
377	Mike Vnuk, lb, 1994-97
362	Rich Pryor, lb, 1979-82
353	Rob Davis, dt, 1988-89, 91-92
352	Doug Seidenstricker, db, 1991-94
329	Pat Fahie, lb, 1984-1987
316	Don Epley, dt, 1972-75
311	Chris Potter, db, 1980-83

**SEASON TACKLES**

203	Shayne Mains, 1992
182	Ken Pickett, 1991
182	Chris Willingham, 1993
173	Mike Lawson, 1975
171	Ken Pickett, 1990
165	Tony Winter, 1976
156	Al Seagraves, 1974

**Individual Defense**

**CAREER QUARTERBACK SACKS**

24	Ed Brown, 1979-82
23	John Wertz, 1976-79
23	Mark Maciejewski, 1989-92
21	Dave Hurdle, 1982-85
20	Jason Heckendorn, 1995-99
18	Ron Johnson, 1999-2002
16	Ron Reinhart, 1983-86
15	Walter Davis, 1988-89
14.5	Ryan Hoffman, 2000-04

**CAREER TACKLES FOR LOSS**

51	Mark Maciejewski, 1989-92
48	Rob Davis, 1988-89, 91-92
42.5	Chris Willingham, 1992-95
42	Ed Brown, 1979-82
42	Mike Swope, 1985, 87-88
42	Chris Heilman, 1995-98
41	Dave Hurdle, 1982-85
40	Shayne Mains, 1989-92

**GAME TACKLES**

27	Tony Winter vs. Clarion, 1976
25	Rich Pryor vs. Edinboro, 1981
24	Ken Pickett vs. Lock Haven, 1991

**Tackles**

	Solo	Asst	Total	
1972	Don Epley	32	65	97
1973	Al Seagraves	35	70	105
1974	Al Seagraves	37	119	156
1975	Mike Lawson	31	<b>142</b>	173
1976	Tony Winter	47	104	151
1977	Barry Johnson	34	72	106
1978	Brian Clement	45	48	93
1979	Ed Bakale	43	47	90
1980	Dave Weaver	62	53	115
1981	Rich Pryor	69	81	150
1982	Rich Pryor	51	56	107
1983	Dana Diggs	44	42	86
1984	Ed Nork	79	50	129
1985	Ron Reinhart	50	44	94
	Pat Fahie	58	36	94
1986	Dave Szlachetka	68	20	88
1987	Pat Fahie	64	55	119
1988	Bruce Johnson	93	31	124
1989	Ken Pickett	47	55	102
1990	Ken Pickett	43	128	171
1991	Ken Pickett	46	136	182
1992	Shayne Mains	<b>98</b>	<b>105</b>	<b>203</b>
1993	Chris Willingham	45	137	182
1994	Martin Pepe	85	67	152
1995	Chris Willingham	57	63	120
1996	Mike Vnuk	68	55	123
1997	Mike Vnuk	71	49	120
1998	Josh Goodman	63	39	102
1999	Josh Goodman	64	44	108
2000	Tony Green	57	26	83
2001	Josh Goodman	41	46	87
2002	Dan Walsh	45	38	83
2003	Dan Walsh	43	35	78
2004	Dan Walsh	51	21	72
2005	Jonathan Aldridge	53	44	97
2006	Jaron Nalewak	53	25	78
2007	Jonathan Aldridge	54	37	91
2008	Jason Stone	50	52	102
2009	Andy Casale	39	26	65
2010	Riley Bowen	45	24	69

**Interceptions**

	Int	Yds	TD	
1971	Bob Anderson	5	90	0
1972	Steve Johnston	5	32	0
1973	Brad Shover	3	151	2
1974	Dan Searer	4	63	0
	Gene Butterfield	4	12	0
1975	Gene Butterfield	7	74	1
1976	Scot Orndorff	4	0	0
1977	Jeff Sentz	5	24	0
1978	Brian Clement	8	<b>198</b>	1
1979	Brian Clement	4	15	0
	Steve Cramer	4	38	1
	Linwood Bradley	4	27	0
1980	Steve Cramer	3	41	0
	Chris Potter	3	0	0
1981	Rich Pryor	3	42	0
1982	Chuck Beans	5	76	0
1983				

The Shippensburg University Football program had two active players in the National Football League at the conclusion of the 2010-11 season and lays claim to a third player who spent time during the season with two different teams. The following text details the five Red Raider alums to be associated with an NFL team over the last 15 years.



**JOHN KUHN**

Shippensburg University football All-American John Kuhn '04 earned his second Super Bowl ring and his first while a member of an active NFL roster when the Green Bay Packers

defeated the Pittsburgh Steelers, 31-25, in Super Bowl XLV. Kuhn earned a Super Bowl ring as a member of the Pittsburgh Steelers practice squad in 2005.

In 2010, Kuhn totaled 281 rushing yards, 97 receiving yards and scored six touchdowns. He has totaled 522 all-purpose yards and scored 12 touchdowns in his career – playing 62 games in four years with the Green Bay Packers and nine games during the 2006 season with the Pittsburgh Steelers.

At Shippensburg, Kuhn finished his career with 4,685 yards rushing, 910 carries, 53 touchdowns, 5,300 all-purpose yards and 26 games with at least 100 yards rushing. All of those accomplishments are school records. Kuhn was the 2003 PSAC Western Division Offensive Player of the Year, a three-time All-PSAC Western Division First Team selection and a three-time NFCA All-American.

Kuhn was also standout in the classroom, graduating with a 3.3 quality-point average in chemistry. He was a two-time Academic All-American and became the first men's athlete in school history to win multiple PSAC Top 10 awards.



**BRENT GRIMES**

Brent Grimes capped off a breakthrough 2010 season by intercepting all-pro quarterback Peyton Manning in the Pro Bowl. The first Red Raider to ever appear in the NFL's "all-star"

game, Grimes finished his third full season with the Atlanta Falcons by making 94 tackles, recording five interceptions and leading the NFC with 23 pass defenses (breakups) during the regular season.

In 46 games with the Falcons, Grimes has totaled 199 tackles, 42 pass defenses and 12 interceptions. Among the quarterbacks he has intercepted in his career are Eli Manning, Drew Brees, Kyle Boller, Josh Freeman and Mark Sanchez.

Originally signed as a rookie free agent by Atlanta on May 16, 2006, Grimes spent part of the training camp with the Falcons before being waived because of a groin injury. He was

then re-signed on Jan. 10, 2007 and allocated to NFL Europa, where he eventually won a World Bowl trophy.

In 43 career games at Shippensburg from 2002-05, Grimes was a six-time All-PSAC Western Division selection, including three as a defensive back and three as a return specialist. He was also a three-time All-American. Grimes ended his career with 27 interceptions, the most in school and PSAC history.



**JOEL GAMBLE**

Joel Gamble '04 spent the 2010 preseason with the Cleveland Browns before he was waived at the end of training camp. He spent several weeks during the 2010 regular season on

the practice squad of the Tennessee Titans. In December 2009, he was signed to the Philadelphia Eagles practice squad and was with the Eagles through the end of the regular season and into the playoffs.

The former All-PSAC First Team tight end has also been a regular on the indoor football circuit. He has played for the DC Armor of the American Indoor Football Association (AIFA) and has also suited up for the Tennessee Valley Vipers (2007), Oklahoma City Yard Dawgz (2007) and Bossier-Shreveport BattleWings (2008) of arenafootball2 (af2).

In his career at Shippensburg (2001-04), Gamble totaled 41 receptions for 631 yards and five touchdowns. He averaged 15.4 yards per reception. As a senior in 2004, Gamble helped Shippensburg to its first PSAC Western Division championship since 1988 and an appearance in the second round of the NCAA Division II Football Championship, totaling nine catches for 166.

A native of Baltimore, Gamble graduated from Shippensburg in 2004 with a degree in criminal justice.



**ROB DAVIS**

Rob Davis '92 spent 12 seasons in the NFL with the Green Bay Packers and the Chicago Bears before retiring on Mar. 26, 2008. Davis currently serves the front office as the team's director

of player development – a role he has filled since his retirement.

The first Red Raider to play in the NFL, Davis took over as the Packers' long snapper in 1997 and played 167 consecutive games –

the third-longest streak in Green Bay history behind Brett Favre (255) and Forrest Gregg (187). Davis was also the first Red Raider to play in a Super Bowl on Jan. 25, 1998 as the Packers were defeated by the Denver Broncos in Super Bowl XXXII.

Davis made his NFL debut on Sept. 2, 1996 with the Chicago Bears on Monday Night Football. He played in all 16 games for the Bears that season before joining the Packers on Nov. 4, 1997. All totaled, Davis played in 183 career games.

Davis was a standout on the defensive line for Shippensburg from 1988-92. He was a two-time All-PSAC Western Division selection, earning First Team honors in 1991. He was a two-time AFCA All-American and still holds the school record for most tackles by a lineman (353). He was inducted into the SU Athletics Hall of Fame in 2003.



**RON JOHNSON**

Ron Johnson '03 was signed by the Philadelphia Eagles in October 2003 after spending the first four weeks of the season on the team's practice squad. He appeared in three games that season for

the NFC East champion Eagles, who finished the year with a 12-4 record and lost the NFC championship game.

In 2004, Johnson was in training camp with the Eagles and started at defensive end in the team's preseason finale against the New York Jets on September 3, sacking quarterback Quincy Carter. The Eagles released him at the end of training camp. Johnson signed one month later with the Philadelphia Soul of the Arena Football League but was released.

In four seasons with Shippensburg (1999-2002), Johnson finished his career with 158 total tackles, including 35 for loss and 18.0 sacks while earning All-PSAC Western Division First Team honors as a senior in 2002. He was also named All-PSAC Western Division Second Team in 1999 and 2000.

Johnson earned his degree from Shippensburg in speech communication in 2003.

For more information on the Red Raider football alums to play in the NFL, please visit <http://shipraiders.com/nfl>.



**Rob Davis**  
Green Bay Packers, 1997-2007  
Chicago Bears, 1996  
Super Bowl XXXII



**Joel Gamble**  
Cleveland Browns, 2010  
Tennessee Titans, 2010



**Ron Johnson**  
Philadelphia Eagles, 2003

RED RAIDERS

*in the*



**Brent Grimes**  
Atlanta Falcons, 2006-present  
World Bowl XV, 2011 Pro Bowl



**John Kuhn**  
Green Bay Packers, 2007-present  
Pittsburgh Steelers, 2005-2007  
Super Bowl XL, XLV

INFO

COACHES

OUTLOOK

PLAYERS

REVIEW

PSAC

OPPONENTS

HISTORY

# 2011 RED RAIDER SCHEDULE

# FOOTBALL

DATE	OPPONENT	TIME
SEPT 3	AT SHEPHERD	12 PM
SEPT 10	AT GANNON	12 PM
<b>SEPT 17</b>	<b>CLARION</b>	<b>1 PM</b>
SEPT 24	AT C.W. POST *	1 PM
<b>OCT 1</b>	<b>KUTZTOWN *</b> Homecoming	<b>2 PM</b>
<b>OCT 8</b>	<b>WEST CHESTER *</b>	<b>1 PM</b>
OCT 15	AT BLOOMSBURG *	1 PM
OCT 22	AT CHEYNEY *	1 PM
OCT 29	AT MILLERSVILLE * #	1:30 PM
<b>NOV 5</b>	<b>EAST STROUDSBURG *</b>	<b>1 PM</b>
<b>NOV 12</b>	<b>MERCYHURST</b>	<b>1 PM</b>

Home games in **BOLD CAPS**

\* PSAC Eastern Division game

# PSAC flex game (opponent could be altered as based on State Game, divisional standings)

