



2011-2012 SHIPPENSBURG UNIVERSITY
MEN'S BASKETBALL

WWW.SHIPRAIDERS.COM

2011-2012 MEN'S SCHEDULE BASKETBALL

DAY	DATE	OPPONENT	TIME
Sat-Sat	Nov 12-13	WOLF'S BUS LINES CLASSIC	
Sat	Nov 19	CALIFORNIA (Pa.) #	3 PM
Sun	Nov 20	INDIANA (Pa.) #	3 PM
Tues	Nov 22	CENTRAL PENN	7 PM
Sun	Nov 27	SHEPHERD	3 PM
Tues	Nov 29	GOLDEY-BEACOM	8 PM
Sat	Dec 3	EDINBORO #	3 PM
Sun	Dec 4	LOCK HAVEN #	3 PM
Fri	Dec 9	at Clarion #	7:30 PM
Sat	Dec 10	at Gannon #	8 PM
Tues	Jan 3	PENN STATE WILKES-BARRE	7 PM
Fri	Jan 6	at Mercyhurst #	8 PM
Sat	Jan 7	at Slippery Rock #	8 PM
Wed	Jan 11	BLOOMSBURG *	8 PM
Sat	Jan 14	at Mansfield *	3 PM
Wed	Jan 18	at West Chester *	8 PM
Sat	Jan 21	EAST STROUDSBURG *	3 PM
Wed	Jan 25	at Millersville *	8 PM
Sat	Jan 28	CHEYNEY *	3 PM
Wed	Feb 1	at Kutztown *	8 PM
Sat	Feb 4	MANSFIELD *	3 PM
Wed	Feb 8	at Bloomsburg *	7:30 PM
Sat	Feb 11	at East Stroudsburg *	3 PM
Wed	Feb 15	WEST CHESTER *	8 PM
Sat	Feb 18	at Cheyney *	3 PM
Wed	Feb 22	MILLERSVILLE *	8 PM
Sat	Feb 25	KUTZTOWN *	3 PM

Home games in **BOLD CAPS**

* PSAC Eastern Division game

PSAC Western Division game

Head Coach: Dave Springer, 717-477-1449



TABLE OF CONTENTS

Schedule.....	1
General Information	
About Shippensburg University	4
Academic Programs.....	5
Academics and Athletics	6
Academic Support Services for Student Athletes.....	7
Athletic Administration	8
Facilities.....	9
Heiges Field House.....	10
The Coaches	
Head Coach	12-13
Assistant Coach.....	14
Season Outlook	
Roster	16
Season Outlook.....	17-18
Player Profiles	
Returning Players	20-26
Newcomers	27-28
Season Review (2010-2011)	
Season Review	30-31
Overall Results	32
The PSAC	
Awards and Results	34
Individual Statistics	35
Team Statistics	36-38
Opponents	40-42
History	
Coaching History.....	44
Team Capsules.....	45-47
Season Results	48-52
Shippensburg in the PSAC	53
Pacesetters	54-55
Records.....	56-58
Radio & Television Chart.....	59



Shippensburg Quick Facts

Official Name of University:	Shippensburg University of Pennsylvania
Member:	The Pennsylvania State System of Higher Education
Location and Zip Code:	Shippensburg, Pa. 17257
President:	Dr. William N. Ruud
Undergraduate Enrollment:	7,200
Overall Enrollment:	8,300
Founded:	1871
Colors:	Red and Blue
Nickname:	Raiders
Conference:	Pennsylvania State Athletic
Other Affiliations:	NCAA Division II
Director of Athletics:	Jeff Michaels
Athletics Office:	(717) 477-1541
Head Coach:	Dave Springer (Ohio '84)
Assistant Coaches:	Eric Rahauer (Dickinson '09) Matt Hilton (Ursinus '11) Herb Bowers (Shippensburg '79/'86M)
Head Coach's Office:	717-477-1449
Head Coach's E-Mail:	cdspri@ship.edu
Home Court:	Heiges Field House (2,768)
Sports Information Director:	Bill Morgal
Office Phone	717-477-1206
E-mail	wjmorgal@ship.edu
Fax	740-477-1253
Hotline	717-477-7678
Mailing Address	Sports Information Office 1871 Old Main Drive (OM 304) Shippensburg, Pa. 17257
Web site	www.shipraiders.com

Shippensburg University of Pennsylvania, in compliance with federal and state laws and university policy, is committed to human understanding and provides equal educational, employment, and economic opportunities for all persons without regard to race, color, sex, age, creed, national origin, religion, veteran status, or disability. Direct requests for disability accommodations and other inquiries to the Office of Disability Services, Horton Hall 120, Shippensburg University, 1871 Old Main Drive, Shippensburg, PA 17257-2299, (717) 477-1329.

Photography by Bill Smith.

Press passes and all other media requests are to be directed to Bill Morgal, sports information director.

General Information

- Founded in 1871 as the Cumberland Valley State Normal School
- Comprehensive regional public university
- Member of the Pennsylvania State System of Higher Education
- Located on 200 acres in southcentral Pennsylvania

Enrollment

- 7,200 undergraduate students and 1,100 graduate students
- 53% women and 47% men
- 37% of our students live on campus
- 94% of our students are from Pennsylvania

Faculty

- Student-faculty ratio: 20:1 and each student has a faculty advisor
- 91% of the 294 full-time instructional faculty members hold a doctorate or other terminal degree in their field
- Our faculty's main focus is teaching. All classes are taught by faculty, not graduate assistants

Accreditations

- AACSB International
- ABET (computer science)
- American Chemical Society
- Council for the Accreditation of Counseling and Related Educational Programs
- Council for Exceptional Children
- Council on Social Work Education
- International Association of Counseling Services
- National Council for the Accreditation of Coaching Education
- Middle States Association of Colleges and Schools
- National Council for the Accreditation of Teachers

Academic Programs and Opportunities

- 75 majors and concentrations and 22 graduate programs
- 3 colleges: Arts and Sciences, Business, and Education and Human Services; plus a Office of Undeclared Students.
- Study abroad opportunities are available in dozens of countries. Find out more at www.ship.edu/international
- Internships, hands-on labs, graduate assistantships and more, SU helps you create opportunities for real-life experiences.
- Academic options include independent study and research internships, field experience, the Marine Science

Consortium at Wallops Island, a 3+2 engineering program with two schools of engineering, 2+3 and 3+3 health science programs with professional schools, 2+2 allied health programs, and Army ROTC.

- Find a job or focus on a career with the help of Career Development Center and alumni career services.

Facilities and Resources

- Ezra Lehman Memorial Library houses more than 2 million items and provides access to electronic resources which are accessible from your personal computer 24-7.
- Campus computer network has connections in every classroom, faculty office, and residence hall rooms (one for every student). Every student has an e-mail and a Web homepage account. Students can access their academic and scheduling records online. A wireless network is available in many buildings on campus.
- 21 microcomputer labs (3 general and 18 with major specific software). Two labs are open 24-7.

Student Life

- The Student Services, Inc. administers a \$2.8 million budget and provides a highly diversified program of student activities.
- More than 200 student clubs, organizations, honor societies and activity groups.
- Cultural and lecture series brings nationally and inter-nationally known persons to campus.
- 9 student housing facilities; all but one are co-ed. Rooms are double occupancy and have two high-speed computer connections. Seavers Complex houses six students in each unit. Stone Ridge Commons offers apartment-style living for two, four, or six students.
- Student services: University Counseling Center, Career Development Center, Learning Center, Women's Center, Multicultural Student Development Center.
- Etter Health Center provides 24-hour access to medical services.

Athletics

- Member of the Pennsylvania State Athletic Conference and NCAA Division II.
- **Intercollegiate sports:**
Men: baseball, basketball, cross-country, football, soccer, swimming, track and field, wrestling.
Women: basketball, cross country, field hockey, lacrosse, soccer, softball, swimming, tennis, track/field, volleyball.



Intramural sports:

- Basketball, bowling, racquetball, soccer, softball, street hockey, tennis, Ultimate Frisbee, volleyball
- **Sports facilities include:** outdoor tennis courts, indoor and outdoor track, two indoor swimming pools, squash and handball courts, a rehabilitation center, outdoor sand volleyball courts.
- 62,000-square-foot Student Recreation Building features an 8,000-square-foot fitness center, an elevated running track, racquetball courts, and four multi-purpose courts.
- 12-acre student recreation center includes: hockey rink; sand volleyball courts; basketball courts; fields for football, softball, lacrosse, and rugby; exercise trail for rollerblading, biking, and jogging.

Costs/Financial Aid

- Total estimated annual costs/in-state: \$16,066* per year for residential students
 - Total estimated annual costs/Maryland students: \$24,044* per year for residential students
 - Total estimated annual costs/out-of-state students: \$25,604* per year for residential students
- *Estimated annual costs include tuition, fees, room and board (2011-2012). Average cost for books and supplies: \$1200.*

- Approximately 80 percent of undergraduates receive some form of financial aid, including grants, academic or athletic scholarships, loans, and student employment.

Admission to SU

- Prospective students must provide: a completed application form, a \$40 processing fee, official high school transcript*, recommendations*, and aptitude test results (SAT or ACT)*. The SAT essay score or writing sample will not be used in the admission decision, but will be used for English placement. (**These must be sent by the high school, the College Board, or ACT.*)
- Transfer students must submit college transcripts.
- The Admissions Office operates on a rolling basis.
- The average applicant has a grade average of B or better and SAT score of 1050, for regularly admitted students.
- Successful applications display a student's leadership ability, special talents and interests and a high school record of college preparatory courses.
- 71% of applying students are admitted.

Undergraduate Major Programs

- Accounting
- Applied Physics
- Nanofabrication
- Art
- Computer Graphics
- Biology
- Biotechnology
- Ecology and Environment
- Medical Technology
- Chemistry
- Biochemistry
- Medical Technology
- Communication/Journalism
- Electronic Media
- Print Media
- Public Relations
- Computer Engineering
- Computer Science
- Computer Graphics
- Embedded Programming
- Related Discipline
- Systems Programming
- Criminal Justice
- Earth Science
- Economics
- Business
- Mathematics
- Political Science
- Public Administration
- Social Science
- Elementary Education
- English
- Writing
- Exercise Science
- Finance
- Personal Financial Planning
- French
- Geoenvironmental Studies
- Geography
- Geographic Information Systems
- Human-Environment
- Land Use
- History
- Public History

- Human Communication Studies
- Information Technology for Business Education
- Interdisciplinary Arts Management
- Entrepreneurship General
- Human Resource International
- Management Information Systems
- Marketing
- Mathematics
- Applied Statistics
- Physics
- Political Science
- Psychology
- Public Administration
- Secondary Certification
- Art
- English
- French
- Spanish
- Secondary Education
- Biology
- Biology/Environmental Education
- Chemistry
- Information Technology for Business Education
- Mathematics
- Physics
- Sociology
- Social Studies
- Economics
- Geography
- History
- Political Science
- Social Work
- Software Engineering
- Spanish
- Supply Chain Management
- Logistics
- Pre-Forensic Science
- Students interested in a pre-forensic science program may select any major. Typical curricula include Biology, Chemistry, and Criminal Justice.

- Pre-Law
- Students interested in a pre-law program may select any major. Typical curricula include Political Science, Business, English, and History.
- Health Professions Concentration
- Pre-Chiropractic
- Pre-Dentistry
- Pre-Medicine
- Pre-Optometry
- Pre-Pharmacy
- Pre-Physical Therapy
- Pre-Podiatry
- Pre-Veterinary Medicine
- Allied Health Science
- Shippensburg University is affiliated with Thomas Jefferson University Jefferson College of Health Professions. These are 2+2 transfer programs unless otherwise indicated. Respective fields of study are:
- Bioscience Technology
- Nursing
- Occupational Therapy (2+3)
- P.A.C.E. Program (2+2, 3+3)
- Radiologic Sciences

Undergraduate Minor Programs

- Anthropology
- Biochemistry
- Coaching
- Early Childhood Education
- Ethnic Studies
- Geographic Information Science
- German Studies
- Gerontology
- International Studies
- Music
- Philosophy
- Reading
- Technical/Professional Communications
- Theater
- Women's and Gender Studies

Graduate Degree Programs

- Administration of Justice
- Applied History
- Biology
- Business Administration (MBA)
- Communication Studies
- Computer Science
- Counseling
- College
- Elementary
- Mental Health
- Secondary
- Student Personnel
- Curriculum & Instruction
- Biology
- Early Childhood Education
- Elementary Education
- English
- Geography/Earth Science
- History
- Mathematics
- Middle School Education
- Modern Language
- Geoenvironmental Studies
- Organizational Development and Leadership
- Business
- Communications
- Education
- Environmental Management
- Higher Education
- Historical Administration
- Individual and Organizational Development
- Public Organizations
- Social Structure & Organization
- Psychological Science
- Public Administration
- Reading
- School Administration
- Social Work (with Millersville)
- Special Education
- Behavior Disorders
- Comprehensive Learning Disabilities
- Mental Retardation

Certificate and Certification Programs

- Advanced Studies in Business
- Advanced Counseling in Marriage, Couples and Family Therapy
- Applied History
- Graduate Certificate of Management Information Systems
- Principal's Certification K-12
- Superintendent's Letter of Eligibility
- Supervisory I Certificate



Shippensburg University shapes its athletic program to fit within the overall academic goals of the university—maintaining a balance between athletics and academics.

Since 1984, the university's Office of Institutional Research has monitored the progress of our athletes in the classroom. The original study found that Shippensburg was ahead of many institutions in meeting the standards of Propositions 48 and 64—two NCAA resolutions designed to set minimum educational levels in collegiate athletes.

Proposition 64 of the NCAA established a minimum score of 700 in the SAT and a 2.0 grade point average in 11 core curriculum courses in high school. Proposition 48 carries these minimums even further and outlines availability of scholarships to freshmen athletes based on their school performance.

Incoming freshmen athletes show preparation levels comparable to those of all incoming students. In 2009, the average SAT score for incoming freshmen athletes was 993, only slightly below the SAT average for new incoming students of 1013. Both groups average in the upper two-fifths of their graduating high school classes.

Today Shippensburg University athletes continue to uphold the study's findings. The quality point average (QPA) for all athletic teams in 2009-10 was 2.51 on a 4.0 scale. The 10 women's teams had a 3.10 overall average while the eight men's teams averaged 2.51. This can be compared to the fall 2009 figures: the total student body QPA averaged 2.80, females were slightly higher at 2.92, and males were slightly lower at 2.67.

Shippensburg's athletes continue to show high six-year graduation rates. Sixty-two percent of those receiving athletically related financial aid graduate within six years of enrolling. The 2009 NCAA Graduation Rate Report found that nationally, among public Division II schools, the graduation rate was 47 percent with athletes graduating at 55 percent. Retention studies by the Office of Institutional Research and Planning show male athletes at Shippensburg graduated at 58 percent and those receiving athletically related financial aid graduated at 57 percent. In addition, female athletes graduated at 74 percent and those receiving athletically related financial aid graduated at a rate of 80 percent.

Since 1975, 41 athletes have earned Academic All-America honors and five athletes have earned NCAA Postgraduate scholarships. Many more of Shippensburg's fine athletes have been nominated for these and other regional and national honors.

Although the academic standards are stringent at Shippensburg, the 20 athletic teams have won about 58 percent of all their contests since 1975. Twelve university teams have won 65 Pennsylvania State Athletic Conference (PSAC) championships in the same period.



**2011 Spring Semester
Student-Athlete Academic Summary**

The information below is based on 18 intercollegiate athletic teams—indoor and outdoor track are combined. This summarizes the academic performances of the 464 student athletes on official athletic rosters during the Spring 2011 Semester.

- The semester QPA for all student athletes was 2.91.
- The semester QPA for female student athletes was 3.19.
- The semester QPA for male student athletes was 2.67.
- Women's swimming achieved the highest semester QPA at 3.45. Eight (8) other teams achieved a semester QPA of 3.0 or greater. They were: Men's Cross Country (3.14), Women's Field Hockey (3.29), Women's Soccer (3.30), Women's Softball (3.02), Women's Tennis (3.01), Women's Track & Field (3.27), Women's Volleyball (3.11), and Women's Cross Country (3.42).
- 51% (237) of all student athletes earned a semester GPA of 3.0 or greater.
- 35% (162) of all student athletes earned a semester GPA of 3.3 or greater (Dean's List).
- 25% (115) of all student athletes earned a semester GPA of 3.5 or greater.
- 8% (36) of all student athletes earned a semester GPA of 4.0.

Shippensburg University established the Office of Academic Support Services for Student-Athletes to provide the best possible resources for enhancing the academic experiences of student-athletes. Through the coordinator, a variety of academic assistance services are available, including academic advising support, academic progress monitoring, academic counseling and referral, and assisting graduating student-athletes in researching and pursuing employment and/or opportunities for graduate education.

The Office of Academic Support Services for Student-Athletes has strong links with the Learning Center and other campus-wide programs to support the academic well being of student-athletes.

All student-athletes have the opportunity to participate in the NCAA Student Athletic Affairs. This program is committed to promoting excellence in academics, athletics, career and personal development, and community service. In addition, all incoming first-year student-athletes have the opportunity to voluntarily participate in the PACES program. PACES (Personal, Academic, and Career Exploration Seminar) is open to all incoming undeclared first-year student-athletes who want to gain greater insight into campus majors, possible careers paths, campus resources, technology, scheduling concerns, and wellness issues.

The office provides information and informed advice about academic matters to all student-athletes, and all student-athletes are strongly encouraged to use the services.

The Office of Academic Support Services for Student-Athletes is located in Davis House. Please contact the coordinator at (717) 477-1699 with any questions or concerns or visit our website at www.shipraiders.com.



Kurt Dunkel
*Coordinator of Academic Support
Services for Student-Athletes*

Kurt Dunkel is responsible for providing academic advisement, monitoring academic progress, counseling and referral, and assisting graduating student-athletes in researching and pursuing employment or opportunities for graduate education. In addition, he directs the Study Table Program, Laptop Loan Program, and facilitates programming associated with the CHAMPS/Life Skills Program.

During his graduate studies, Mr. Dunkel completed his practical counseling experiences at Shippensburg University's Counseling Center and at the Counseling Center at the University of Edinburgh in Scotland. He received a MS in college counseling from Shippensburg University.

He has worked at Shippensburg in two other capacities previously. Most recently he has served as Academic Liaison/Counselor in the Academic Success Program. Dunkel also served as a mental health counselor in the Student Counseling Center.

Dunkel also enters his 14th year as a part time assistant coach of track and field and has coached over 100 conference placewinners and 15 All-American athletes. As a student-athlete, Dunkel was an All-PSAC and All-American javelin thrower – finishing second at the NCAA championships in 1997 and 1998. He lives in Shippensburg with his wife and two young sons.





Jeff Michaels

Director of Athletics

Jeff Michaels is in his first year as the director of athletics at Shippensburg University. Michaels served as Shippensburg's acting director of athletics for the 2009-10 and 2010-11 academic years after serving four years as the university's associate director of athletics.

During his term as the acting director, Michaels was the primary overseer to an athletic department that maintained an outstanding level of success. Shippensburg won 12 conference championships spanning six different sports and competed at 21 different NCAA championship tournaments or events over the last two academic years.

Shippensburg won the Dixon Trophy in both years of Michaels' acting tenure, setting total point and margin of victory records in the process. The Dixon Trophy is awarded to the most successful overall athletic program in the Pennsylvania State Athletic Conference.

On a national scale, Shippensburg finished 10th in the 2010-11 Learfield Sports Directors' Cup standings to mark the highest national ranking in university history. Eleven of SU's 20 intercollegiate athletic programs produced points at the national level. The Directors' Cup gauges the top intercollegiate athletic programs in Division II.

Prior to coming to Shippensburg, Michaels served five years as an assistant to the athletics director at Slippery Rock University where he worked with compliance and facilities. He also spent five years as the sports information director at Lycoming College. Prior to Lycoming, Michaels served six months as Slippery Rock's interim sports promotion and information director, and one year as a graduate assistant in the same capacity.

Michaels earned his bachelor of arts in mass communication and political science from Lycoming in 1992 and his master's degree in athletics administration from Slippery Rock in 1993. In May 2010, he earned a master's degree in sport management from California University of Pennsylvania.

Michaels resides in Shippensburg with his wife Carrie and is the father of two sons, Douglas and Drew.



Carrie Michaels

*Associate Director of Athletics/
Senior Woman Administrator*

Carrie Michaels was named the associate director of athletics at Shippensburg University on November 28, 2011 after serving as the acting associate director of athletics since June 2009. She continues to serve the university as its Senior Woman Administrator (SWA). Prior to her appointment in September of 2008 as an assistant director of athletics, Michaels had been serving as the interim coordinator of Academic Support Services for Student-Athletes since September of 2006.

Michaels has been a valuable member of the athletic administration - particularly in the management and maintenance of the department's budget. She is also responsible for the promotion, supervision, and management of fund-raising activities - in particular the Corporate Sponsorship Program, the Lady Raider Golf Tournament. Michaels is also active in the monitoring of gender equity issues.

Another aspect of Michaels' work is her coordination of community service projects and community engagement initiatives. Shippensburg has been honored by the NCAA for three consecutive years for its community engagement through activities such as Kid's Night Out, MentorSHIP, "Jam the Gym" and the Special Olympics "Fun Meet."

In her previous role as the academic support coordinator, Michaels was responsible for providing academic advisement, monitoring academic progress, counseling and referral, and assisting graduating student-athletes in researching and pursuing employment and/or opportunities for graduate education. Under her watch, Michaels had directed the Study Table Program and Laptop Loan Program at Shippensburg while serving as an advisor to the Shippensburg chapter of SAAC.

Michaels earned her bachelor of arts in psychology and criminal justice in 1995 at Duquesne where she also competed as a student-athlete in the sport of basketball. She earned her master's degree in sport management at Slippery Rock in 2001.

She resides in Shippensburg with her husband, Jeff.



Ashley Grimm

*Acting Assistant
Director of Athletics*

Ashley Grimm is in her second year as the acting assistant director of athletics at Shippensburg. She is especially active in the maintenance and enforcement of NCAA rules compliance and interpretation. Her additional responsibilities with the athletics department include game management roles.

From 2009-10, Grimm was an athletic department assistant and a graduate assistant women's basketball coach at her alma mater, Clarion University. Grimm was a valuable resource to the athletics department in the areas of compliance and academic performance while organizing and administering numerous events and fund-raisers.

Grimm was a four-year letterwinner and starting point guard on the women's basketball team at her alma mater and graduated as Clarion's all-time assists leader with 569. She scored 807 points, collected 217 steals (sixth-most in school history), shot 42 percent from the floor (281 of 664) and 73 percent from the free throw line. Grimm was also a co-captain and letterwinner on Clarion's first-ever women's golf team.

As an undergraduate, Grimm was a two-year president of Clarion's Student Athlete Advisory Committee (SAAC) after serving as the organization's vice-president as a sophomore. She also served as the vice-president of the student senate during her senior year and was an active participant in the Fellowship of Christian Athletes (FCA).

A gifted student, Grimm earned two PSAC Top 10 awards and two ESPN The Magazine/CoSIDA Academic All-District certificates among her numerous academic honors. She was a four-time PSAC Scholar Athlete and graduated summa cum laude in 2008 with a degree in biology while enrolled in the honors program. After receiving a NCAA postgraduate scholarship, Grimm was inducted into Beta Gamma Sigma honor society for nationally accredited business programs and received her MBA in 2010.

Grimm, a native of Sugarloaf, lives in Chambersburg.



Student Recreation Center

The 64,000 square-foot Student Recreation Center, which operates under the moniker of "ShipRec", provides the following amenities to the Shippensburg University community: 39 cardiovascular machines with televisions, 15 Cybex Eagle Circuit Power Lift Stations, a free weight area, four multi-purpose courts for volleyball, basketball, tennis and badminton, an 1/8 mile elevated running track, an 1,800 square-foot fitness studio and two racquetball courts.

ShipRec opened in March 2008. The primary clients of ShipRec are the non student-athletes who currently attend Shippensburg, but the facility can be used in emergencies for athletic team practices or other uses. Additional people that are eligible for memberships are faculty and staff members, graduate students, university retirees (as identified by Human Resources), alumni, donors, trustees and other accepted affiliates.



Athletics Weight Room

The Athletics Weight Room, located in the basement of Heiges Field House, is a new weight training and exercise facility constructed exclusively for use by the student-athletes on the campus of Shippensburg University. It opened in time for the 2009 winter semester. The facility is typically open Monday through Thursday from 10 a.m. to 7 p.m. and on Fridays from 10 a.m. to 5 p.m. Teams have the opportunity to perform group exercises and lifts.

The center features state-of-the-art equipment, including Precor Cardio products, six PowerLift stations, 12 different Cybex Eagle stations, a Cybex Modular station, numerous Hoist free weight stations, a plethora of weight and barbells and various medicine balls along with additional fitness resources.



Heiges Field House is the home court of Shippensburg University's men's and women's basketball teams. Heiges also serves as the home for the wrestling, volleyball and swimming teams. The facility is also used for high school tournament games, university open houses, winter commencement ceremonies, concerts, and is the site of the PIAA state gymnastics championships. In 2007, over 2,500 fans witnessed the PIAA basketball state semifinal contest between James Buchanan and Greencastle-Antrim.

When constructed in 1971, Heiges Field House was the second largest wooden-domed structure in the world. Besides the main arena, the field house contains offices, equipment rooms, a wrestling room, weight room, four handball courts, a weight-training fitness center and a natatorium with a six-lane, 25-yard pool and electronic timing.

After extensive renovations to the facility that included new bleachers, the 2007-08 season marked the first that the arena featured a wooden playing surface. The floor was helped made possible through the support of Gannon Associates, who made a 10-year commitment that supports the University, men's basketball, track and field and the athletics department. The company's logo is featured prominently on the new floor.

The floor was designed by Connor Floor who has designed playing surfaces for the likes of the University of North Carolina and the University of Kansas as well as having constructed floors for NCAA Final Four competition at the RCA Dome and the 2004 Summer Olympics in Athens, Greece. It is removed during the offseason.



COACHES



Dave Springer

Head Coach
11th Year

Dave Springer enters his 11th year as head coach of the Shippensburg University men's basketball team. Over the course of 10 seasons, Springer has recruited and graduated the winningest senior class in school history and revitalized the program into a PSAC Championship contender.

Including one season in which he was the interim head coach at Millersville University, Springer has won 138 games as a collegiate bench boss - including a 127-151 mark with the Red Raiders. In 2005-06, Springer produced his most successful team, as it won a Shippensburg record 24 games, captured the PSAC Western Division title with an 11-1 conference mark and was a runner-up in the PSAC Championship.

It was Shippensburg's first PSAC West crown since 1989, and at season's end the Red Raiders nabbed the No. 4 seed in the NCAA Division II East Region and made the school's second appearance in the NCAA Tournament and its first since 1991.

Springer's teams have also built a reputation for playing tough, aggressive defense. In the 2005 and 2006 campaigns, his teams finished in the nation's top 10 in scoring defense, and were ranked fourth in 2005-06 after allowing just 59.1 points per game.

Springer's success did not go unnoticed, as he was tabbed PSAC Western Division Coach of the Year for the 2006 season. He was recently selected to serve as a member of the 2007-08 East regional advisory committee (RAC) for the NCAA Division II Men's Basketball Committee. Among his duties were to rank the top teams in the region as well as aid with the selection process for the NCAA tournament.

Shippensburg has also built a winning tradition at Heiges Field House under Springer. Entering the 2008-09 season, his teams had won 44 of its last 55 games at home, including the opening round game of the PSAC Tournament in 2006.

Springer, who was an assistant coach at California University (Pa.) in 2001, has coached in the PSAC for 16 years at three different universities. Prior to taking the assistant's job at California he was an assistant coach at Shippensburg for 11 years, coaching from 1989 to 1996 and again from 1998 to 2000. He guided Millersville to an 11-15 record as the team's head coach during the 1996-97 season.

Springer began his coaching career in 1985 as an assistant at Bridgton Academy in Bridgton, Maine. He became the head coach in 1986 and served two years before moving on to Shippensburg to pursue a master's degree. During his three years at Bridgton, his teams compiled a record of 38-30.

Springer joined the Shippensburg coaching staff as a graduate assistant at the start of the 1988-89 academic year and he was promoted to full-time assistant coach the following year. He was on the staff in 1991 when Shippensburg won the PSAC championship and he assisted in the team's drive to the PSAC West title in 1989.

While at Shippensburg, Springer built a reputation for hard work. He was an energetic teacher and a tireless recruiter. He also helped the team establish a support system for academics. That effort has paid dividends through the years, helping Shippensburg maintain high retention and graduation rates. Five players made the dean's list in the spring of 2002.

Springer went to Millersville just before the start of the 1996-97 season to be the interim head coach. Among his accomplishments with the Marauders was the work he devoted to the Millersville department of athletics in its effort to organize an academic support program for the team. On the court, Millersville was in the hunt for a PSAC playoff berth until the last week of the season, winning eight of their last 13 games. One of the highlights of the year was an upset of PSAC champion Mansfield. It was the only conference loss of the season for the Mounties.

Springer spent seven summers coaching with Planet Basketball and The Hoop Camp. He has taken eight teams to Venezuela, Spain, Sweden, Trinidad-Tobago and Canada. In the summer of 1999 he took a senior team which included Shippensburg star Wayne Morris and six other All-PSAC players to Sweden. In the summer of 2000, before joining the staff at California, he helped organize the Shippensburg basketball team's tour in Canada. The summer of 2003, he took Marcus Hudson and Chuck Davis on a six game tour to Toronto and Montreal.

Springer serves on the International Basketball Coaches Committee for the National Association of Basketball Coaches (NABC). He is Vice-President on the Advisory Board of the Boys and Girls Clubhouse in Shippensburg. He worked with the Boys and Girls Club of Central Pennsylvania to open a Shippensburg Clubhouse in March of 2004. Under his direction, many Red Raider players have worked as counselors at the Boys and Girls Club.

Springer also began working to hold an annual "Food for the Hungry Game," in which students receive free admission to the game with the donation of a canned good. All proceeds have been donated to the local food bank, The King's Kettle.

A 1984 graduate of Ohio University, Springer holds a degree in business. He grew up in Dayton, Ohio, and played basketball at Northridge High School, graduating in 1978. Springer earned his master's degree from Shippensburg in communications studies in the fall of 1991. Springer, along with his wife Jackie and son Austin, live in Shippensburg.



Springer vs. Opponents

Team	Record	Team	Record	Team	Record
Alderson-Broaddus	2-1	Hawaii-Hilo	0-1	PSU-Greater Allegheny	1-0
Ashland	0-1	Hillsdale	0-2	Queens (N.Y.)	0-1
Barton	0-2	Incarnate Word	0-1	Seattle-Pacific	0-1
Bloomfield	1-0	Indiana (Pa.)	9-8	Seton Hill	2-0
Bloomsburg	9-6	Kutztown	6-8	Shenandoah	0-1
California (Pa.)	2-14	Lincoln Memorial	1-0	Shepherd	4-4
Catawba	1-0	Lock Haven	12-6	Slippery Rock	11-5
Central Penn	1-0	Mansfield	5-9	South Carolina-Aiken	0-1
Chestnut Hill	2-0	Mercy	1-0	South Dakota	0-1
Cheyney	3-10	Mercyhurst	0-2	St. Mary's (Tex.)	0-1
Clarion	9-7	Millersville	10-5	St. Rose	1-0
Davis & Elkins	1-0	Mount Olive	0-1	Virginia Union	0-1
Dickinson	2-0	Neumann	2-0	Washington Adventist	0-1
Edinboro	3-15	Northern Michigan	0-1	Wilmington	2-0
East Stroudsburg	8-8	Nyack	1-0	Wisconsin-Parkside	0-1
Fairmont State	0-2	Ohio	0-1	West Chester	3-10
Felecian	1-1	Ohio Valley	2-2	West Liberty	2-0
Gannon	0-2	Philadelphia	0-1		
Goldie-Beacom	1-2	Pittsburgh-Johnstown	4-4		

Springer Career Profile

Hometown

Dayton, Ohio

College Education

Ohio University, B.S., Business, 1984
Shippensburg University, M.S.,
Communication Studies, 1991

Coaching Career

1985-86	Bridgton Academy, assistant coach
1986-87	Bridgton Academy, head coach
1989-96	Shippensburg, assistant coach
1996-97	Millersville, interim head coach
1998-00	Shippensburg, assistant coach
2000-01	California (Pa.), assistant coach
2001-Present	Shippensburg, head coach

Springer's Record

Overall Record (Year)	138-166 (12th)
Record at Shippensburg	127-151 (11th)
PSAC Record	60-91
Non-Conference Record	83-82
Home Record	82-62
Away Record	50-86
Neutral Record	8-17
Postseason Record	2-4

Springer Year-By-Year

Millersville

Year	Overall	Pct.	Conf.	Postseason
1996-97	11-15	.423	5-7	--

Shippensburg

Year	Overall	Pct.	Conf.	Postseason
2001-02	9-17	.320	3-9	--
2002-03	8-19	.296	4-8	--
2003-04	10-17	.370	2-10	--
2004-05	18-11	.621	7-5	PSAC Semifinals
2005-06	24-7	.774	11-1	PSAC Finalists, NCAA First Round
2006-07	17-14	.548	8-4	PSAC Quarterfinalists
2007-08	8-19	.296	2-10	--
2008-09	12-15	.444	4-10	--
2009-10	12-15	.444	5-9	--
2010-11	9-17	.346	4-10	--
Total	127-151	.457	50-76	

Total 138-166 .454 55-83



Eric Rahauser

Assistant Coach
3rd Year

Eric Rahauser '11M was named the acting assistant men's basketball coach at Shippensburg University for the 2011-12 season. Rahauser has been an integral member of the men's basketball coaching staff for the last two seasons under Dave Springer while also serving as the graduate assistant in the

sports information office.

Over the last two years at Shippensburg, Rahauser was one of the team's primary recruiters and helped coordinate all aspects of scouting and pre-game preparation. On the floor, Rahauser was a primary mentor to the guards and was influential with the team's defensive instruction. He was also the co-director of the SU summer basketball camps and completed internships with the Shippensburg Boys & Girls Club and SU's office of Academic Support Services for Student-Athletes.

Rahauser was a four-year letter winner with the Red Devil men's basketball program, serving as the team captain during his junior and senior seasons. He moved into a starting role midway through the 2007-08 campaign, helping Dickinson reach the Centennial Conference playoffs for the first time since 1997.

The Devils won a first round playoff game at McDaniel before falling to eventual champion, Ursinus College, in the semifinals. The team also earned a bid to the Eastern College Athletic Conference South Region Tournament that season.

Rahauser, earned a degree in American Studies in May of 2009. He is also a native of the Mercersburg Academy and received the Plantz Award in 2001, an honor bestowed upon the best male athlete in the senior class. He has extensive backgrounds in basketball camps, serving as an instructor for both Dickinson College and Rutgers University. He has also served as a director of residence and a writing instructor for the Young Writer's Camp at Mercersburg Academy.



Matt Hilton

Assistant Coach
1st Year

Matt Hilton joins the coaching staff as a volunteer assistant for the 2011-12 season. Hilton joins Shippensburg after a successful playing career at Ursinus College in which he scored 1,318 points.

He will assist in all facets of the program, including recruiting, one-on-one

instruction, scouting, game preparation and video coordination. His primary focus will be with the offense.

At Ursinus, Hilton was a senior captain who finished his career as a three-time All-Centennial Conference athlete and a three-time All-Centennial Conference Outstanding Academic Achievement Award winner. Hilton was awarded the 2010-11 Ehret Prize as Ursinus's Athlete of the Year and also was selected as the Outstanding Senior Male Athlete award.

On the court, Hilton finished his career with a three-pointer in 60 straight games, the second-longest streak in Centennial Conference history. He also shot 91 percent from the foul line (274-of-301) during his four-year career, which also set a new conference record. His three-point percentage (44.6) during his four-year career also set a new Centennial record.

For six years, Hilton was a regular coach and instructor at youth basketball camps in his native Lewistown. He orchestrated team practice sessions by leading drills and presentations while mentoring youth with a focus on basketball skill development.

Hilton graduated cum laude from Ursinus in 2011 with a bachelor's degree in business and economics while completing a minor in coaching.



Herb Bowers

Assistant Coach
39th year

Herb Bowers has been traveling with the men's basketball program for 38 years and has assisted with coaching duties throughout that time. He has been a mainstay on the SU bench and will enter his 39th season assisting men's basketball in 2011-12.

While helping the basketball team,

Bowers served as the police chief and director of public safety at Shippensburg for 32 years before retiring in 2003.

Bowers earned his bachelor's degree in criminal justice from Shippensburg in 1979. He also earned his master's degree in police administration from Shippensburg in 1986.

He is also the father-in-law of head coach Dave Springer.



OUTLOOK



No.	Name	Pos.	Yr.	Ht.	Wt.	Hometown/High School
4	Tyhiem Perrin	G/F	Fr.	6-3	189	Philadelphia/Imhotep Institute Charter
10	Sam Pygatt	G	Fr.	6-2	183	Plymouth Meeting/Plymouth-Whitemarsh
11	Jordan Stasyszyn	G	Sr.	6-2	186	Carlisle/Carlisle (Fairleigh Dickinson)
15	Reggie Charles	G	Fr.	6-2	194	Philadelphia/Father Judge
21	Dylan Edgar	F/C	So.	6-10	229	Shiremanstown/Mechanicsburg
22	Dane Lauber	G	Gr.	6-3	186	York/West York
23	Akil Anderson	G/F	Fr.	6-5	180	Lansdowne/Penn Wood
24	Craig Van Scyoc	G	Sr.	6-2	189	Shippensburg/Shippensburg
34	Philip Sasko	G/F	So.	6-6	216	Stockholm, Sweden/Blackebergs Gymnasium
42	John Corrigan	G/F	Sr.	6-5	192	Harrisburg/Bishop McDevitt (Navy)
44	Will Royal	F	Sr.	6-7	253	Harrisburg/Harrisburg (Robert Morris)

Head Coach: Dave Springer (Ohio '84), 11th year at SU, 12th overall

Assistant Coach: Eric Rahauser (Dickinson '09), 3rd year at SU

Assistant Coach: Matt Hilton (Ursinus '11), 1st year at SU

Assistant Coach: Herb Bowers (Shippensburg '79/'86M), 39th year at SU

PRONUNCIATION GUIDE

11	Jordan Stasyszyn	stuh-SISH-en
24	Craig Van Scyoc	van SIGHoc

The Shippensburg men's basketball team already had motivation for the 2011-12 season after failing to qualify for last year's league playoffs. However, the team got some extra inspiration this preseason when the conference coaches voted Shippensburg eighth in the PSAC Eastern Division poll.

"This is an unproven team, and we know that, and that's why we were picked eighth," head coach Dave Springer said. "But I don't think we're an eighth-place team. We led the nation in three-point shooting last year and we can score some points. Our problem last year was that we couldn't defend very well. That's been one of our primary focuses during the preseason to put our mind on stopping people and paying attention to that end of the floor."

Shippensburg returns 10 letterwinners from last season, including four starters. Among that group is senior co-captains Craig Van Scyoc and Jordan Stasyszyn.

"We're going to take it personally," Van Scyoc said. "Right now, we're definitely going to be the underdog, but we don't plan on being the underdog for very long. Right now we are going to use that as motivation, especially to push us in practice. It's motivation to pick up our defense this year and continue what we are capable of on offense."

Shippensburg finished the 2010-11 season with a 9-17 record, battling injuries and offensive struggles through most of the season. However, the Raiders were the most accurate three-point shooting team in Division II last season. SU bested the 233 other schools in the national rankings by shooting 41.8 percent as a team from long distance.

SU loses just one starting player from a season ago. Point guard Jaren Gembe finished up a career year as a senior in which he averaged 9.3 points while ranking among the NCAA's Top 30 players in assist-to-turnover ratio. He was also just the second Raider in seven years to finish with 100 or more assists in a season.

Replacing Gembe at the point guard position is freshman Reggie Charles, a newcomer who is expected to make an immediate impact with the program.

"Reggie Charles is a true point guard," Springer said. "The bottom line is that Reggie knows how to find scorers and he knows how to set people up. He knows how to do it, and he's a gamer."

Shippensburg opens the season on November 11 and 12 with the Wolf's Bus Lines Classic from Heiges Field House. The schedule is tough from the onset, with the Raiders facing Charleston and national runner-up West Lib-

erty in the first two games of the season. SU then plays IUP and Cal, the two teams picked atop the PSAC Western Division preseason coaches poll, in the second week of the season.

"We're way ahead of the curve," Springer said. "We've got a 16-team conference where you start to play the best teams in the first week of the season. I don't think there's anything wrong with it. I think if we get a shot to play against a school of the caliber of West Liberty, that's great. We're going to learn a lot about our team by the end of those first two weeks."

GUARD

Senior co-captain **Craig Van Scyoc** was the most accurate three-point shooter in the PSAC last season, finishing the year making 63 of 125 (50.4 percent) from long range. He was eight three-pointers short of the single-season school record and would have been the nation's accurate three-point shooter but fell just a few attempts short of qualifying for the statistic.

Senior co-captain **Jordan Stasyszyn** spent the summer playing in Europe on a basketball tour with Global Sports USA led by California (Pa.) coach Bill Brown. He is back and will play a

big role with the Raiders in his final season. In two years at Shippensburg, Stasyszyn has totaled 304 points — including 45 three-pointers. Last season, Stasyszyn averaged 8.6 points per game.

Senior **Dane Lauber**, competing as a graduate student after earning his sociology degree in May, is back after averaging 8.0 points and 2.7 assists per game in 23 contests last season. Lauber could also see some time at the point this season but will primarily be counted on for his ability to distribute the basketball and slash to the hoop.

Freshman **Reggie Charles** comes to Shippensburg from Father Judge High School in Philadelphia and will be a major factor this season as the primary point guard for the Raiders. He was an All-Catholic League First Team pick with the Crusaders.

Joining Charles as newcomers in the backcourt are **Akil Anderson** (Penn Wood), **Sam Pygatt** (Plymouth-Whitemarsh), and **Tyheim Perrin** (Imhotep Charter). Anderson and Pygatt could also see time at forward, while Perrin is expected to redshirt.



Dane Lauber

FORWARD

Senior **Will Royal** will be a force in the low post and is integral to the team's success. Royal has been an effective post player for Shippensburg in two seasons with the team. The Robert Morris transfer led the Raiders last season with 12.7 points and 7.3 rebounds per game. He also shot over 52 percent from the floor.

Sophomore **Dylan Edgar** has bulked up and is geared up for a nightly battle in the paint this season. Edgar adds size and had a solid debut season with the Raiders last year after averaging almost six rebounds per game, including two double-doubles. He will be counting upon for scoring and rebounding this season.

John Corrigan is a junior from an eligibility standpoint but is considered one of the team's five seniors as he plans to graduate after the season is completed and then enroll in law school. The NABC Honors Court recipient shot 52 percent from three-point range a season ago and provided valuable scoring off the bench, appearing in 22 of the team's 26 games.

Fellow sophomore **Philip Sasko** has made great strides this preseason after playing sparingly in his debut season. The native of Sweden got in just three games last year as a rookie but is expected to see more playing time in 2011-12.

COACHING STAFF

Dave Springer '91M begins his 11th year as head coach of the Shippensburg University men's basketball team. Over the course of 10 seasons, Springer has recruited and graduated the winningest senior class in school history and revitalized the program into a PSAC Championship contender.

Including one season in which he was the interim head coach at Millersville University, Springer has won 138 games as a collegiate bench boss - including 127 with the Red Raiders. In 2005-06, Springer produced his most successful team, as it won a Shippensburg record 24 games, captured the PSAC Western Division title with an 11-1 conference mark and was a runner-up in the PSAC Championship.

Eric Rahausser '11M, who served as a volunteer assistant for the last two seasons, was named the acting assistant men's basketball coach.

Matt Hilton, a 2011 graduate of Ursinus College, joins the Raider coaching staff this season. Hilton scored over 1,300 points in his career at Ursinus. **Herb Bowers '79/86M** is also back once again as a volunteer on the sidelines.



Will Royal



PLAYERS



John Corrigan

Senior • G/F • 6-5 • 192

Harrisburg/Bishop McDevitt (Navy)



2010-11 (R-Sophomore): Put in a solid effort in his debut season with the Raiders, averaging 4.3 points per game...appeared in 22 games and averaged 11.9 minutes per game...hit 51.7 percent (15 of 29) from 3-point range...hit 50 percent of all field goals...scored a career-high 13 points in 16 minutes and hit all three of his 3-point attempts in a home loss to Kutztown...also reached double figures with 10 points in 24 minutes in a road win over Millersville.

2009-10 (R-Freshman): Attended Navy; did not play basketball.

2008-09 (Freshman): Attended Navy; did not play basketball.

Bishop McDevitt High School: Started for three years under head coach Dwan Lee for the Crusaders...received All-Conference First Team honors as a senior after averaging 21 points per game in his final season...averaged 18 points, six rebounds and three assists per game for his career...named to the Big 15 Second Team...scored 927 points for his career.

Personal: Full name is John Vincent Corrigan...is the son of John and Michelle Corrigan...majoring in history...mother Michelle attended Shippensburg from 1986-88...has a sister, Rachel and a brother, Ryan.

Career Highs

Points

13 vs. Kutztown (01/12/11)

Rebounds

5 vs. Edinboro (12/04/10)

Field Goals

5 vs. Kutztown (01/12/11)

3-Pointers Made

3 (two occasions)

3-Pointers Attempted

4 (multiple occasions)

Free Throws Made

4 at Millersville (02/23/11)

Assists

2 at Edinboro (01/03/11)

Steals

2 vs. Kutztown (01/12/11)


Minutes

25 at Goldey-Beacom (11/15/10)

42

CAREER STATISTICS

Year	G-GS	Min-Avg	FG-FGA	Pct.	3FG-FGA	Pct.	FT-FTA	Pct.	Off-Def	Reb-Avg	PF-DQ	A	TO	Blk	Std	Pts-Avg
2010-11	22-0	262-11.9	32-64	.500	15-29	.517	16-21	.762	6-18	24-1.1	26-0	5	12	4	7	95-4.3
Career	22-0	262-11.9	32-64	.500	15-29	.517	16-21	.762	6-18	24-1.1	26-0	5	12	4	7	95-4.3



Dylan Edgar

Sophomore • F • 6-10 • 230

Shiremanstown/Mechanicsburg



2010-11 (Freshman): Averaged 6.7 points and 5.7 rebounds per game while starting in all 26 games in his rookie season with the Raiders...proved himself to be a force defensively by leading the team with 23 blocks...shot 48.6 percent from the field...played 24.1 minutes per game...led the team in rebounds on 10 different occasions and pulled in a career-high 14 boards in a home loss versus Felician...scored 10 points, eight of them in the fourth quarter, and led the team with nine rebounds in a road win at Bloomsburg.

Mechanicsburg High School: Three-year varsity letterwinner under the tutelage of head coach Bob Strickler...led Mechanicsburg to the District 3 Playoffs and a 12-11 season...averaged 12.7 points and 10 rebounds per contest...was a Mid Penn Keystone Division All Star...honored as a Patriot News Big 15 All Star...finished his high school career as the second-leading rebounder in Mechanicsburg history.

Personal: Full name is Dylan Wood Edgar...is the son of Ken and Christina Edgar...majoring in business administration...has three siblings, Chris, Steve and Doug...father Ken attended Shippensburg and had the nickname "Incredible Hulk."

Career Highs

Points

13 vs. West Chester (01/27/11)

Rebounds

14 vs. Felician (12/03/10)

Field Goals

5 (two occasions)

3-Pointers Made

None

3-Pointers Attempted

1 at Goldey-Beacom (11/15/10)

Free Throws Made

3 (multiple occasions)

Assists

2 (two occasions)

Steals

4 vs. Gannon (01/09/11)


Minutes

38 vs. Felician (12/03/10)

21

CAREER STATISTICS

Year	G-GS	Min-Avg	FG-FGA	Pct.	3FG-FGA	Pct.	FT-FTA	Pct.	Off-Def	Reb-Avg	PF-DQ	A	TO	Blk	Std	Pts-Avg
2010-11	26-26	626-24.1	70-144	.486	0-1	.479	34-71	.000	32-115	147-5.7	70-1	14	35	23	13	174-6.7
Career	26-26	626-24.1	70-144	.486	0-1	.479	34-71	.000	32-115	147-5.7	70-1	14	35	23	13	174-6.7



Dane Lauber

Graduate • G • 6-3 • 186
York/West York



2010-11 (R-Junior): Appeared in 23 of 26 games and made nine starts for the Raiders...finished second on the team in assists (61) and steals (16)...averaged 8.0 points per game...hit 40 percent of his 3-point attempts and shot 47.2 percent from the field...ended the season ranked third on the team with 10 blocked shots...led the team in scoring on four occasions... also led the team in rebounding in three of those four games... had a season-high six assists in a home win versus Millersville and in a road loss to Kutztown.

2009-10 (R-Sophomore): Started in all 27 games for Shippensburg...averaged 5.9 points and 3.2 rebounds per game...tallied 44 assists and 21 steals...shot 42.6 percent from the field and 37.5 percent from three-point range...led the team with 17 points in a 71-63 win over Mansfield...dished out four assists in an 87-83 win over nationally-ranked Kutztown...played a season-high 29 minutes against Washington Adventist...recorded a game-high five assists in a 63-61 win over West Chester...notched a season-high three steals on two occasions.

2008-09 (Sophomore): Appeared in the first two games of the season before having to take a medical redshirt due to injury... scored five points and grabbed three rebounds...also had two assists and two steals.

2007-08 (Freshman): Versatile athlete that can make adjustments on the fly...adapted well to speed of college game...appeared in 23 games, making 10 starts...averaged 17.9 minutes per game...totaled 92 points on the season for 4.0 points per game...finished fifth on team in rebounding with 61...notched 24 assists...shot 40% from the field.

West York High School: Posted 12 points and 4.5 rebounds per game as a senior at West York...handed out 4.4 assists per game and shot 82 percent from the free throw line...recorded 1.5 steals per contest and shot 59 percent from the field during senior campaign...named First Team YAIAA as a senior... helped team to a 29-4 record and YAIAA and District 3 AAA championships...team was ranked as high as No. 1 in the state during senior season...participated in the 31st annual Roundball Classic...reached the finals of the all-star game's slam dunk competition at Steel-High's Benkovic Gym.

Personal: Full name is Dane Lauber...is the son of Amy Lauber...majoring in organizational development and leadership after receiving an undergraduate degree in sociology.

Career Highs


- Points**
18 at Shepherd (12/07/10)
- Rebounds**
14 vs. Edinboro (12/04/10)
- Field Goals**
5 (multiple occasions)
- 3-Pointers Made**
4 at Mansfield (2/6/10)
- 3-Pointers Attempted**
4 (two occasions)
- Free Throws Made**
8 at Shepherd (12/07/10)
- Assists**
6 (two occasions)
- Steals**
3 (multiple occasions)
- Minutes**
33 vs. Lock Haven (1/16/08)

22

CAREER STATISTICS

Year	G-GS	Min-Avg	FG-FGA	Pct.	3FG-FGA	Pct.	FT-FTA	Pct.	Off-Def	Reb-Avg	PF-DQ	A	TO	Blk	Stl	Pts.-Avg
2007-08	23-10	411-17.9	33-82	.402	4-18	.222	22-35	.629	16-45	61-2.7	16-0	24	26	4	17	92-4.0
2008-09	2-0	21-10.5	2-5	.400	1-1	1.000	0-0	.000	1-2	3-1.5	1-0	2	1	0	2	5-2.5
2009-10	27-27	540-20.0	58-136	.426	15-40	.375	29-42	.690	25-61	86-3.2	43-1	44	46	5	21	160-5.9
2010-11	23-9	486-21.1	59-125	.472	8-20	.400	58-87	.667	34-68	102-4.4	34-0	61	60	10	16	184-8.0
Career	75-46	1458-19.4	152-348	.437	28-79	.354	109-164	.665	76-176	252-3.4	94-1	131	133	19	56	441-5.9

* Lauber received a medical redshirt for the 2008-09 season.



Will Royal

Senior • F • 6-7 • 250
Harrisburg/Harrisburg (Robert Morris)



2010-11 (R-Junior): Continued his stellar play with the Raiders by leading the team in scoring with 12.7 points per game... started all 18 games in which he played...averaged 27.2 minutes per game...shot 52.1 percent from the field...pulled in 7.3 rebounds per game...scored a career-high 27 points in a road win at Kutztown...corralled a career-high 15 rebounds in a road win at Lock Haven...led the team in scoring in eight games...tallied 17 assists and four steals...tallied six double-doubles for the year...posted double-digit points in 14 of 18 games.

2009-10 (R-Sophomore): Made an immediate impact in his first season with the Red Raiders after transferring from Division I Robert Morris...led the team in scoring and rebounding...averaged 11.1 points and 6.9 rebounds per game... finished second on the team with nine blocks...played in 19 games and made nine starts...thrived in the second half of the season...saw 24.4 minutes per game...shot 53.4 percent from the field...posted a double-double with 12 points and 10 rebounds, which were both team game highs, on the road against Mercyhurst...recorded a double-double with a season-high 17 points and 14 rebounds in an 87-83 win over nationally-ranked Kutztown...played a season-high 34 minutes on two occasions...had five double-doubles on the year...posted double figures in 14 of his 19 contests, including his first six games with Shippensburg.

2008-09 (Sophomore): Played at Division I Robert Morris University...competed in four games and a total of 19 minutes for the Colonials...totaled four points and six rebounds in limited action.

2007-08 (Freshman): Played at Division I Robert Morris University...appeared in 10 games before suffering a season-ending knee injury...played a total of 39 minutes...in collegiate debut hit his only shot from the field and grabbed a rebound in a 72-66 win over Iona...totaled a career-high 12 minutes and scored two points, grabbed two boards and posted a block against Drexel in The Philly Hoop Group Classic... scored two points, grabbed a career-high three rebounds and added two assists in nine minutes of work in a 72-53 win over Howard.

Harmony Community Prep School: Averaged 17.3 points and 9.4 rebounds under head coach Rodney Crawford... helped the Canes to an overall record of 40-4 and the Prep School National Championship in Washington, D.C.

Harrisburg High School: Earned three varsity letters while playing for head coach Kirk Smallwood at Harrisburg High School...averaged 15.1 points, 10.2 rebounds, and two assists per game for his career...named to All-State first team his senior year...named to the "Big 15" honors his senior year.

Personal: Full name is William H. Royal...is the son of the late William H. Royal, Jr. and the late Denise E. Royster... majoring in human communications studies.

Career Highs


- Points**
27 at Kutztown (02/06/11)
- Rebounds**
15 at Lock Haven (01/04/11)
- Field Goals**
10 at Kutztown (02/06/11)
- 3-Pointers Made**
1 at Edinboro (01/03/11)
- 3-Pointers Attempted**
1 at Edinboro (01/03/11)
- Free Throws Made**
7 (multiple occasions)
- Assists**
2 (multiple occasions)
- Steals**
2 (two occasions)
- Minutes**
36 vs. Kutztown (01/12/11)

44

CAREER STATISTICS

Year	G-GS	Min-Avg	FG-FGA	Pct.	3FG-FGA	Pct.	FT-FTA	Pct.	Off-Def	Reb-Avg	PF-DQ	A	TO	Blk	Stl	Pts.-Avg
2007-08	10-0	39-3.9	3-12	.250	0-0	.000	0-1	.000	0-10	10-1.0	4-0	2	4	1	0	6-0.6
2008-09	4-0	19-4.8	2-5	.400	0-0	.000	0-0	.000	1-5	6-1.5	2-0	0	2	0	0	4-1.0
2009-10	19-9	464-24.4	78-146	.534	0-0	.000	54-78	.692	29-103	132-6.9	47-1	10	40	9	10	210-11.1
2010-11	18-18	490-27.2	85-161	.528	1-1	1.000	57-78	.731	35-97	132-7.3	47-1	17	37	2	10	228-12.7
Career	51-27	1012-19.8	168-324	.519	1-1	1.000	111-156	.712	65-215	280-5.5	100-2	29	83	12	20	448-8.8

* Royal competed for Robert Morris in the 2007-08 and 2008-09 seasons. * Royal received a medical redshirt for the 2007-08 season.



Philip Sasko

Sophomore • G • 6-6 • 215
Stockholm, Sweden/Blackebergs Gymnasium



2010-11 (Freshman): Appeared in three games in his first season with the Raiders...averaged 5.0 minutes per game...scored 1.7 points per game and pulled down 1.3 rebounds per game...shot 66.7 percent from the field... hit his only 3-point attempt for the year in a home win over Central Penn...pulled down a season-high three rebounds in a road win at Lock Haven... blocked three shots and tallied one assist.

Stockholm University: Attended Stockholm University but did not play basketball.

Blackebergs Gymnasium: Played for KFUM Blackeberg and averaged 10 points, five assists and two blocks per game for his career...played for head coach Gokay Akuys.

Personal: Full name is Philip James Sasko...is the son of James and Ulrika Q. Sasko...majoring in computer science... mother Ulrika played basketball at St. John's University and helped the team win a Big East Championship...father James played baseball and basketball at St. John's...has two siblings, Charlotte and Christopher.


Career Highs

- Points**
3 vs. Central Penn (12/01/10)
- Rebounds**
None
- Field Goals**
1 (two occasions)
- 3-Pointers Made**
1 vs. Central Penn (12/01/10)
- 3-Pointers Attempted**
1 vs. Central Penn (12/01/10)
- Free Throws Made**
None
- Assists**
1 at Mansfield (02/19/11)
- Steals**
None
- Minutes**
7 vs. Central Penn (12/01/10)

34

CAREER STATISTICS

Year	G-GS	Min-Avg	FG-FGA	Pct.	3FG-FGA	Pct.	FT-FTA	Pct.	Off-Def	Reb-Avg	PF-DQ	A	TO	Blk	Std	Pts-Avg
2010-11	3-0	15-5.0	2-3	.667	1-1	1.000	0-0	.000	2-2	4-1.3	2-0	1	0	3	0	5-1.7
Career	3-0	15-5.0	2-3	.667	1-1	1.000	0-0	.000	2-2	4-1.3	2-0	1	0	3	0	5-1.7



Jordan Stasyszyn

Senior • G • 6-2 • 185
Carlisle/Carlisle (Fairleigh Dickinson)



2010-11 (R-Junior): Appeared in 25 games and made 15 starts in his second season with the Raiders...ranked fifth on the team in scoring...averaged 8.6 points per game...played 24.5 minutes per game...hit 41 percent of his field goals...shot 31.9 percent from three-point range...dished out 39 assists and tallied 19 steals...led the team in scoring on five occasions... scored a career-high 20 points in a home win over Central Penn and again in a road win at East Stroudsburg...posted double figures in nine games...contributed at least one three-pointer in 15 games.

2009-10 (R-Sophomore): Appeared in 13 games after transferring from Division I Fairleigh Dickinson in New Jersey... played 13.7 minutes per game and averaged 6.9 points per game...shot 39 percent from the field and 35.7 percent from three-point range...hit over 88 percent of his free throw attempts and missed just two all season...scored a season-high 17 points against Cheyney on Feb. 27...poured in 14 points and hit 3-of-6 three-pointers in 18 minutes of action against Kutztown...led the team with 11 points and three assists vs. Bloomsburg...made a season-high four three-pointers against Cheyney.

2008-09 (Sophomore): Competed for Division I Fairleigh Dickinson...appeared in seven games for the Knights, making four starts...averaged 1.3 points and two rebounds per game... scored a season-high three points on three occasions, including once vs. Pittsburgh on Nov. 14...averaged 15.7 minutes per game.

2007-08 (Freshman): Competed for Division I Fairleigh Dickinson...appeared in 10 games, making one start...averaged 11.5 minutes per game...shot 41.2 percent from behind the arc...averaged just under three points per game and 1.2 rebounds per game...grabbed five boards in the Knights' home opener versus Norfolk State on Dec. 10... Scored a season-high nine points versus Stony Brook on Dec. 15, connecting on 3-for-5 from the floor, including a pair of three-pointers... Earned his first start versus St. Peter's on Dec. 22...sidelined with an injury suffered at UNC- Charlotte.

Carlisle High School: Played guard for four years for his father, coach Joe Stasyszyn...named District Tournament MVP, *Sentinel* Player of the Year, All-State Nominee (AAAA) and Blackhawk Tournament MVP his senior year... arned a spot on the *Harrisburg Patriot News* Big 15 Team in 2007...selected to the Mid-Penn Commonwealth Conference First Team in 2007...three-time team MVP...as a freshman, averaged 12 points per game... sophomore year averaged 14 points per game and junior year averaged 16 points per game...senior year, averaged 24 points per game, five rebounds per game and five assists per game...third on the All-Time scoring list with 1,634 points...three-point field goal leader with 297...holds the single season three-point record with 110...also holds the school record with 10 treys in a game... played for the New Jersey Cyclones club team and helped the team to the AAU Nationals Top 16 and to a championship at the Pitt Jamfest.

Personal: Full name is Jordan Stasyszyn...is the son of Joe and Denise Stasyszyn...majoring in communication/journalism...has one sister, Kelsey...father Joe played for Shippensburg in the 1970s.

Career Highs


- Points**
20 at East Stroudsburg (01/29/11)
- Rebounds**
7 vs. Central Penn (12/01/10)
- Field Goals**
7 vs. Central Penn (12/01/10)
- 3-Pointers Made**
4 (two occasions)
- 3-Pointers Attempted**
8 vs. Bloomsburg (02/09/11)
- Free Throws Made**
9 at East Stroudsburg (01/29/11)
- Assists**
5 vs Millersville (02/02/11)
- Steals**
3 (two occasions)
- Minutes**
32 at Goldey-Beacom (11/15/10)

11

CAREER STATISTICS

Year	G-GS	Min-Avg	FG-FGA	Pct.	3FG-FGA	Pct.	FT-FTA	Pct.	Off-Def	Reb-Avg	PF-DQ	A	TO	Blk	Std	Pts-Avg
2007-08	10-1	115-11.5	8-21	.381	7-17	.412	5-7	.714	2-10	12-1.2	3-0	3	4	0	2	28-2.8
2008-09	7-4	110-15.7	3-19	.158	2-15	.133	1-1	1.000	1-13	14-2.0	7-0	5	8	0	2	9-1.3
2009-10	13-0	178-13.7	30-77	.390	15-42	.357	15-17	.882	11-11	22-1.7	13-0	7	5	1	4	90-6.9
2010-11	25-15	613-24.5	73-178	.410	30-94	.319	38-53	.717	21-38	59-2.4	39-0	39	34	2	19	214-8.6
Career	55-20	1016-18.5	114-295	.386	54-168	.321	59-78	.756	35-72	107-1.9	62-0	54	51	3	27	341-6.2

* Stasyszyn competed for Fairleigh Dickinson in the 2007-08 and 2008-09 seasons. * Stasyszyn received a medical redshirt for the 2008-09 season.



Craig Van Scyoc

Senior • G • 6-2 • 190

Shippensburg/Shippensburg



2010-11 (Junior): Emerged as a leader at the guard position for the Raiders...started in all 26 of Shippensburg's games and averaged 29.4 minutes per game...finished second on the team with 10.8 points per game...hit 50.4 percent from beyond the arc to lead the PSAC and would have led all of Division II in 3-point shooting with more attempts...also shot 50.5 percent from the field... averaged 4.6 rebounds per game...tallied 28 assists and 15 steals...led or tied for the team lead in rebounds on six occasions...led the team in scoring on four occasions... scored 18 points and pulled down seven rebounds in a home loss to Gannon...corralled a career-high 12 rebounds in a home victory over Wilmington (Del.) and nine rebounds in a neutral-site loss to Felician...made at least one three-pointer in 25 of 26 games...gathered at least one rebound in every game and at least four rebounds in 14 games.

2009-10 (Sophomore): Enjoyed a breakout second season with the Red Raiders...played in 27 games and made 12 starts during sophomore season...played 21.5 minutes per game... averaged 7.8 points per game and shot 42.6 percent from the field...led the team with 42 three-pointers...made 88.5 percent of his free throws...averaged four rebounds per game and picked up 16 steals...led the team with seven rebounds against Lock Haven in the season opener...scored a career-high 17 points while hitting a career-high five 3-pointers against Penn State Greater Allegheny...pulled in a career-high nine rebounds against Bloomsburg...dished out three assists vs. Washington Adventist.

2008-09 (Freshman): Served a valuable bench role during his first season with the Red Raiders...appeared in 26 games as a freshman, making one start... averaged 1.9 points and 1.3 rebounds per game...scored a career-high eight points on two occasions, at Lock Haven and at West Chester...played in an average of 9.5 minutes per contest...shot 38 percent from the field and 30 percent from three-point range...converted all five of his free-throw attempts...compiled seven assists and two steals.

Shippensburg Area Senior High School: Van Scyoc finished a prestigious high school athletic career as the all-time leading scorer at Shippensburg Area Senior High School with 1,258 points...among his impressive career totals include 98 steals, 115 assists and 600 rebounds...averaged 17 points and nine rebounds as a senior after compiling an average of 18 points and nine rebounds as a junior...shot 52 percent from the field for his career and 76 percent from the free-throw line...named to the Public Opinion First Team, Carlisle Sentinel All-Sentinel First Team and the Harrisburg Patriot-News Big 15 First Team as a senior...was also the starting quarterback for the Greyhound football team and compiled 1,177 passing yards and 14 touchdowns as a senior...competed in track and field...served as a member of the student council.

Personal: Full name is Craig Timothy Van Scyoc...is the son of Randy and Cathy Van Scyoc...majoring in criminal justice.

Career Highs

Points

18 vs. Gannon (01/09/11)

Rebounds

12 vs. Wilmington (Del.) (11/23/10)

Field Goals

7 vs. Gannon (01/09/11)

3-Pointers Made

5 vs. PSU-GA (11/20/09)

3-Pointers Attempted

11 (multiple occasions)

Free Throws Made

5 vs. Bloomsburg (02/09/11)

Assists

5 vs. Bloomsburg (02/09/11)


Steals

3 at Shepherd (12/07/10)

Minutes

40 (two occasions)

24



Akil Anderson

Freshman • G • 6-5 • 180

Philadelphia/Penn Wood



Penn Wood High School: Earned three letters for the Patriots under head coach Clyde Jones...averaged eight points, five rebounds and three assists per game for his career.

Personal: Full name is Akil Zakee Anderson...is the son of Robert and Monique Anderson...major is undeclared.

23



Reggie Charles

Freshman • G • 6-3 • 196

Philadelphia/Father Judge



Father Judge High School: Won three letters for the Crusaders under head coach Sedan Tait...named 1st Team All Catholic League and a Top 15 Philadelphia City League... averaged 14 points, 5.7 assists, 4.3 rebounds and 1.7 steals per game for his career...also played for the club team Positive Image under head coach Larry Waiters.

Personal: Full name is Reggie Francis Charles...is the son of Jean Charles and Angie Dossus...majoring in business administration.

15

CAREER STATISTICS

Year	G-GS	Min-Avg	FG-FGA	Pct.	3FG-FGA	Pct.	FT-FTA	Pct.	Off-Def	Reb-Avg	PF-DQ	A	TO	Blk	Stl	Pts-Avg
2008-09	26-1	246-9.5	18-47	.383	8-27	.296	5-5	1.000	16-18	34-1.3	12-0	7	9	0	2	49-1.9
2009-10	27-12	581-21.5	73-171	.427	42-114	.368	23-26	.885	39-68	107-4.0	25-0	13	23	0	16	211-7.8
2010-11	26-26	764-29.4	92-182	.505	63-125	.504	33-54	.611	46-73	119-4.6	58-1	28	38	1	15	280-10.8
Career	79-39	1591-20.1	183-400	.458	113-266	.425	61-85	.718	101-159	260-3.3	95-1	48	70	1	33	540-6.8



Sam Pygatt

Freshman • G • 6-3 • 190

Philadelphia/ Plymouth-Whitemarsh

Plymouth-Whitemarsh High School: Earned three letters for the Colonials under head coach Jim Donofrio...named a First Team All League member...averaged 16.5 points, seven rebounds and five assists per game for his career.

Personal: Full name is Samuel James Pygatt...is the son of Denise Pygatt...major is undeclared.



10



Tyheim Perrin

Freshman • G • 6-4 • 195

Philadelphia/Imhotep Charter

Imhotep Charter High School: Earned two letters for the Panthers under head coach Andre Nobel...helped the Panthers win back-to-back PIAA Class AA Championships in 2009-10 and 2010-11...helped his team to a 31-3 record during senior season...averaged 12 points, seven rebounds and two steals per game for his career...named a first team defensive All Star in the league.

Personal: Full name is Tyheim Louis Perrin...is the son of Thomas and Rececca Perrin...major is undeclared.



4



REVIEW



Dylan Edgar

Shippensburg finished the 2010-11 season with a 9-17 record, battling injuries and offensive struggles through most of the season. However, the Raiders were the most accurate three-point shooting team in Division II last season. SU bested the 233 other schools in the national rankings by shooting 41.8 percent as a team from long distance.

The team had a mixture of veteran guards and young talent. The Red Raiders got off to a slow start, losing six of their first nine games. SU played strong in the conference despite its 4-10 record, as five of those losses came by just seven points or less. Among those decisions was a one-point loss to Cheyney.

The season began with Shippensburg being picked to finish seventh in the PSAC Eastern Division preseason coaches poll by league officials. The Red Raiders were picked ahead of Millersville. East Stroudsburg was picked to win the East, while national runner-up IUP was predicted to win the West. Mansfield ended up winning the East while IUP won the West and the eventual conference crown.

On the court, four Red Raiders posed double figured in a home opening victory over Nyack. SU had four players score in double figures, including a game-high 17 points from Craig Van Scyoc and 13 points from Jordan Staszyn and Dane Lauber. Dylan Edgar led all

players with 11 rebounds. The Red Raiders committed just eight turnovers, the fewest in one game since January 2009, while hitting eight three-pointers overall and shooting 48 percent from the field in the second half. Van Scyoc was 4-of-6 from three-point range in the contest and continued his torrid shooting from the outside.

Another important early-season victory came over Wilmington (Del.) in a game that had all five Red Raider starters post double figures in points. SU trailed Wilmington by three points with 7:16 to play before embarking upon a 15-0 run over the next 5:58 to take control. The Red Raider defense held the Wildcats to 0-of-11 shooting during the run, transforming a 59-56 deficit into a 71-59 advantage entering the game's final 90 seconds.

Perhaps the biggest key to the game was Shippensburg's three-point shots. Shippensburg was 11-of-20 against Wilmington, including a torrid 8-of-13 proficiency in the first half. Overall, SU shot 55 percent or better from the floor in both halves of play.

Senior Jaren Gembe was among the team's expert distance shooters, finishing with a career-high 20 points and junior Craig Van Scyoc recorded his first career double-double, totaling 13 points and a career-high 12 rebounds. Senior Justin Minter stepped up

with 17 points, his most in one game since his rookie season. Lamar Jackson had 10 points and dished out a career-high 11 assists for the first double-double of his young career. Dylan Edgar made his presence felt in the post with 10 points, 10 rebounds and four blocked shots for a double-double.

In PSAC crossover play, Shippensburg held the league's highest-scoring team 26 points below its season average in a 69-63 victory over previously unbeaten Clarion. SU committed just seven turnovers, its fewest in a contest since the 2006 PSAC Championship game, while posting a positive assist-to-turnover ratio for the third straight game and the fifth time in 11 contests.

The two teams played through 10 ties and 18 lead changes. SU took the lead for good with 2:18 remaining after Will Kirkland grabbed an offensive rebound and had the putback to put SU up 58-57. Clinging to a two-point lead entering the final minute of play, junior Will Royal drew a foul with 56 seconds to go and made both of his free throws. Royal was outstanding once again, totaling 17 points and 10 rebounds.

The most exciting game of the year was unfortunately a loss, 80-79, at Cheyney's Cope Hall. Neither Shippensburg nor Cheyney took a lead that was greater than five points the entire game. The Red Raiders had about as perfect of a road game as possible. The team shot 50 percent from the floor, 60 percent from three-point range and 70 percent from the free-throw line. Five Red Raiders finished in double figures; eight scored at least three points, and SU posted a positive assist-to-turnover ratio for the sixth straight game.

Trailing by two points in the final 20 seconds, junior forward Will Royal had a put-back off a missed three-pointer to tie the score. Cheyney put the ball into Bray's hands, and the senior drew a foul with two seconds on the clock. Bray sank both free throws, and SU was left with little time to answer.

Nevertheless, Royal heaved a three-quarter court throw that somehow ended up in the hands of junior Dane Lauber, who was fouled with 0.8 seconds on the clock. Lauber hit the first of his two free throws, but missed the second attempt after Cheyney had called a 30-second timeout to ice him. The rebound caromed away as time expired.

The tea's road finale was a victory at regional rival Millersville. Senior Jaren Gembe led all scorers with 17 points to lead Shippensburg to a 75-69 victory over the Marauders, finishing divisional play with a 4-3 road record.

SU took a 4-3 lead just over 90 seconds into the contest and did not trail for the remainder of the game, leading by as many as 10 points in each half. SU shot 49 percent from the floor, 46 percent from three-point range and 77 percent (21-of-27) from the free-throw line en route to the victory.

The Raiders also did a fine job distributing the basketball and converting on high-percentage shots. SU dished out 18 assists compared to 13 turnovers and shot 61 percent from the floor in the second half.

Two seniors completed their tenure with Shippensburg: Jaren Gembe and Justin Minter.

Gembe finished up a career year in which he averaged 9.3 points and 4.0 assists per game while ranking among the NCAA's Top 30 players in assist-to-turnover ratio. Overall, Gembe appeared in 104 career games for the Raiders, scored 463 points and dished out 240 assists. Gembe scored a career-high 20 points this season in a win this season over Wilmington (Del.) and entered the season finale as the fourth-most accurate three-point shooter in the PSAC.

Minter took to the court for more than 2,000 minutes with the Raider basketball program, appearing in 93 career games and scoring 615 points during his tenure. In each of his first two seasons, Minter scored more than 200 points - including a freshman campaign in which he averaged 8.2 points per game and had a career-high 43 assists. Overall, Minter collected 250 rebounds and 132 assists during his career while making 45 three-pointers.

Following the season, SU men's basketball had some additional activity. Longtime assistant coach Mike Nestor '00 was named the head

men's basketball coach at Lock Haven University. It is the first head coaching position for Nestor, who has spent the last 11 seasons with the Raiders as an assistant coach - 10 of those under Dave Springer.

Nestor was an integral member of the men's basketball program at Shippensburg. He helped coordinate the team's high school recruiting and advanced scouting since the start of his coaching tenure in 2000. In addition to traveling across the state as a tireless recruiter, Nestor was an integral teacher and instructor while displaying the utmost professionalism.

Nestor served as the team's head coach for 10 games in the 2009-10 season in an unofficial capacity while head coach Dave Springer was away on a medical leave of absence. Overall, Nestor has contributed to 138 victories as a coach at Shippensburg.

During his athletic career at Shippensburg, Nestor lettered four years and was captain of the team for two years as the starting point guard - scoring a total of 631 points. He played under SU's long-time coach Rodger Goodling and spent his first year of coaching as an assistant with Goodling.

Joining Nestor at Lock Haven was former SU guard Brian Oleksiak, who spent the 2010-11 season as a volunteer assistant with his alma mater.

TEAM PACESETTERS

Points

280 - Craig Van Scyoc

Points Per Game

12.7 - Will Royal

Field Goals

92 - Craig Van Scyoc

Rebounds

132 - Will Royal

Assists

104 - Jaren Gembe

Blocks

23 - Dylan Edgar

Steals

19 - Jordan Staszyn

Three-Pointers

63 - Craig Van Scyoc

Free Throws

58 - Dane Lauber



OVERALL RESULTS

Team Overall

	SHIP	OPP
SCORING	1826	1905
Points per game	70.2	73.3
Scoring margin	-3.0	-
FIELD GOALS-ATT	619-1350	687-1486
Field goal pct	.459	.462
3 POINT FG-ATT	175-419	170-489
3-point FG pct	.418	.348
3-pt FG made per game	6.7	6.5
FREE THROWS-ATT	413-626	361-527
Free throw pct	.660	.685
F-Throws made per game	15.9	13.9
REBOUNDS	862	864
Rebounds per game	33.2	33.2
Rebounding margin	-0.1	-
ASSISTS	376	341
Assists per game	14.5	13.1
TURNOVERS	392	323
Turnovers per game	15.1	12.4
Turnover margin	-2.7	-
Assist/turnover ratio	1.0	1.1
STEALS	131	203
Steals per game	5.0	7.8
BLOCKS	62	76
Blocks per game	2.4	2.9
WINNING STREAK	0	-
Home win streak	0	-
ATTENDANCE	2892	5178
Home games-Avg/Game	13-222	11-441
Neutral site-Avg/Game	-	2-162

SCORE BY PERIODS:	1st	2nd	Total
Team	805	1021	1826
Opponents	889	1016	1905

Individual Overall

RECORD:	OVERALL	HOME	AWAY	NEUTRAL
ALL GAMES	9-17	4-9	5-6	0-2
CONFERENCE	4-10	0-7	4-3	0-0
NON-CONFERENCE	5-7	4-2	1-3	0-2

#	PLAYER	GP-GS	Min	Avg	[--TOTAL--]		[--3-Pts--]			[----REBOUNDS----]												
					FG-FGA	FG%	3FG-FGA	3FG%	FT-FTA	FT%	Off	Def	Tot	Avg	PF	DQ	A	TO	Blk	Stl	Pts	Avg
44	ROYAL, Will	18-18	490	27.2	85-161	.528	1-1	1.000	57-78	.731	35	97	132	7.3	47	1	17	37	2	10	228	12.7
24	VAN SCYOC, Craig	26-26	764	29.4	92-182	.505	63-125	.504	33-54	.611	46	73	119	4.6	58	1	28	38	1	15	280	10.8
10	JACKSON, Lamar	9-9	284	31.6	26-83	.313	7-29	.241	36-62	.581	6	18	24	2.7	10	0	44	39	2	12	95	10.6
15	GEMBE, Jaren	26-23	767	29.5	72-152	.474	44-97	.454	52-57	.912	7	39	46	1.8	53	0	104	46	2	14	240	9.2
11	STASYSZYN, Jordan	25-15	613	24.5	73-178	.410	30-94	.319	38-53	.717	21	38	59	2.4	39	0	39	34	2	19	214	8.6
22	LAUBER, Dane	23-9	486	21.1	59-125	.472	8-20	.400	58-87	.667	34	68	102	4.4	34	0	61	60	10	16	184	8.0
04	KIRKLAND, Will	16-0	247	15.4	44-92	.478	1-4	.250	31-47	.660	16	31	47	2.9	31	1	12	28	2	15	120	7.5
21	EDGAR, Dylan	26-26	626	24.1	70-144	.486	0-1	.000	34-71	.479	32	115	147	5.7	70	1	14	35	23	13	174	6.7
23	MINTER, Justin	23-4	427	18.6	39-110	.355	5-16	.313	41-76	.539	9	33	42	1.8	38	0	41	34	11	5	124	5.4
42	CORRIGAN, John	22-0	262	11.9	32-64	.500	15-29	.517	16-21	.762	6	18	24	1.1	26	0	5	12	4	7	95	4.3
05	KIRKLAND, Wes	19-0	172	9.1	22-48	.458	0-2	.000	17-20	.850	4	19	23	1.2	26	0	7	18	0	0	61	3.2
34	SASKO, Philip	3-0	15	5.0	2-3	.667	1-1	1.000	0-0	.000	2	2	4	1.3	2	0	1	0	3	0	5	1.7
32	CORRIGAN, Ryan	7-0	47	6.7	3-8	.375	0-0	.000	0-0	.000	1	5	6	0.9	1	0	3	7	0	5	6	0.9
	Team										41	46	87		1		4					
	Total	26	5200		619-1350	.459	175-419	.418	413-626	.660	260	602	862	33.2	436	4	376	392	62	131	1826	70.2
	Opponents	26	5200		687-1486	.462	170-489	.348	361-527	.685	279	585	864	33.2	519	-	341	323	76	203	1905	73.3

Date	Opponent	H/A	Result	Ship	Opp
11/15/2010	Goldy-Beacom	A	L	71	84
11/19/2010	Nyack	H	W	74	70
11/20/2010	Philadelphia	H	L	55	68
11/23/2010	Wilmington (Del.)	H	W	78	64
12/1/2010	Central Penn	H	W	84	47
12/3/2010	Felician	N	L	59	70
12/4/2010	Edinboro	N	L	57	64
12/7/2010	Shepherd	A	L	67	79
1/3/2011	Edinboro	A	L	67	78
1/4/2011	Lock Haven	A	W	72	47
1/8/2011	Clarion	H	W	69	63
1/9/2011	Gannon	H	L	72	85
1/12/2011	Kutztown	H	L	75	84
1/15/2011	Cheyney	A	L	79	80
1/19/2011	Bloomsburg	A	W	74	72
1/22/2011	Mansfield	H	L	62	69
1/27/2011	West Chester	H	L	70	82
1/29/2011	East Stroudsburg	A	W	76	72
2/2/2011	Millersville	H	L	63	72
2/6/2011	Kutztown	A	W	87	84
2/9/2011	Bloomsburg	H	L	81	94
2/12/2011	Cheyney	H	L	72	78
2/16/2011	West Chester	A	L	58	56
2/19/2011	Mansfield	A	L	68	96
2/23/2011	Millersville	A	W	75	69
2/26/2011	East Stroudsburg	H	L	61	68

Home Games at Heiges Field House



THE PSAC



Originating in 1951 to administer and promote men's athletics, the Pennsylvania State Athletic Conference has evolved into one of the NCAA's most heralded intercollegiate conferences.

The first major step came in 1977, when based on a growing interest, the league reorganized to provide a structure for its women's programs. Only three years later, lacking a standard competitive division, league voted to reclassify the entire conference to NCAA Division II.

Among its recent enhancements the PSAC has expanded its membership twice during a four-year span. The first occurred during the 2008-09 academic year with the addition of full-time members Gannon University and Mercyhurst College, and associate member Long Island University-C.W. Post. Over the past year, the PSAC's Board of Directors agreed to welcome Seton Hill University as an associate member to begin play in field hockey during the 2011-12 campaign. The membership now consists of 16 full-time institutions and the two associate members.

All of the league's full-time members are located within the Commonwealth of Pennsylvania, which makes the PSAC the largest one-state conference in the NCAA. The league has also grown to share the distinctions as: The largest conference in Division II, the largest football-playing conference in the NCAA, and, with 23, the conference that sponsors the most championships at the Division II level.

Highly competitive on a regional and national level, PSAC schools annually combine to send nearly one-third of its teams into NCAA postseason play. Ultimately, the membership's success has yielded 43 NCAA team and 246 individual title winners.

While proud of its athletic accomplishments, the league also has evolved into one of Division II's finest from an academic standpoint. Today, nearly one-third of the PSAC's estimated 6,300 participants are honored each year as "Scholar-Athletes" for maintaining a grade-point average of 3.25 or better - a total that has nearly doubled since PSAC Scholar-Athletes were first recognized in the mid-1990s.

Although all 16 current institutions are members of Division II, seven league schools also compete at the Division I level in select sports. PSAC schools enroll over 127,000 students and claim over 710,000 alumni, including 483,000 who reside in Pennsylvania.

The PSAC is governed by the presidents of the 16 member institutions. It employs a commissioner, an associate and assistant commissioner, and a director of media relations at its headquarters in Lock Haven, Pa.

PSAC Final Standings

EASTERN DIVISION

Team	PSAC	Overall	Pct.
Mansfield # \$	10-4	18-10	.643
Kutztown	9-5	16-11	.593
East Stroudsburg	8-6	16-12	.571
Cheyney	8-6	19-9	.679
Bloomsburg	7-7	11-15	.423
West Chester	5-9	14-12	.538
Millersville	5-9	10-15	.400
Shippensburg	4-10	9-17	.346

WESTERN DIVISION

Team	PSAC	Overall	Pct.
IUP # * \$	12-2	26-6	.813
Mercyhurst	11-3	20-7	.741
Slippery Rock \$	9-5	21-11	.656
California (Pa.)	8-6	15-12	.555
Gannon	6-8	15-11	.577
Clarion	5-9	15-11	.577
Edinboro	5-9	13-15	.464
Lock Haven	0-14	1-24	.040

Division Champion

* Tournament Champion

\$ NCAA Tournament participant

2010-11 All-PSAC Western Division Teams

WESTERN DIVISION FIRST TEAM

Maron Brown, Slippery Rock
Lloyd Harrison, Clarion
Luis Leao, Mercyhurst
Heiden Ratner, Mercyhurst
Ashton Smith, IUP
Darryl Webb, IUP

WESTERN DIVISION SECOND TEAM

Jabril Bailey, Slippery Rock
Jamar Harrison, Clarion
Rashawd Hatten, California
Shelton Jackson, Mercyhurst
Julian Sanders, IUP
Steve Swiech, California

WESTERN DIVISION INDIVIDUAL HONORS

Athlete of the Year – Darryl Webb, IUP
Rookie of the Year – Stephen Battle, Gannon
Coach of the Year – Gary Manchel, Mercyhurst

PSAC Playoff Results

PSAC QUARTERFINALS

IUP 73, California (Pa.) 68
Slippery Rock 51, Mercyhurst 45
East Stroudsburg 83, Kutztown 70
Cheyney 77, Mansfield 75

PSAC SEMIFINALS

IUP 81, East Stroudsburg 72
Slippery Rock 82, Cheyney 73

PSAC FINALS

IUP 82, Slippery Rock 75

2010-11 All-PSAC Eastern Division Teams

EASTERN DIVISION FIRST TEAM

Derrison Anthony, Mansfield
Sharif Bray, Cheyney
David Burton, Cheyney
Yuseff Carr, Mansfield
Tamir Johnson, Kutztown
Dontahe Jordan, Bloomsburg

EASTERN DIVISION SECOND TEAM

Nate Edwards, Kutztown
Tony Fannick, Mansfield
Julius Gray, Kutztown
Duane Johnson, East Stroudsburg
Trevon Johnson, Bloomsburg
Mike Tobin, East Stroudsburg

EASTERN DIVISION INDIVIDUAL HONORS

Athlete of the Year – Yuseff Carr, Mansfield
Rookie of the Year – Dontahe Jordan, Bloomsburg
Coach of the Year – Rich Miller, Mansfield

SCORING

Player-Team	Yr.	G	FG	3FG	FT	Pts	Avg/G
1. Sharif Bray, Cheyney	SR	28	182	66	175	605	21.6
2. Heiden Ratner, Mercyhurst	SR	27	174	81	101	530	19.6
3. Jamar Harrison, Clarion	SR	26	203	7	90	503	19.3
4. Lloyd Harrison, Clarion	SR	25	140	41	133	454	18.2
5. Maron Brown, Rock	SR	32	219	14	114	566	17.7
6. Luis Leao, Mercyhurst	FR	26	147	23	138	455	17.5
7. Darryl Webb, IUP	SR	32	187	16	167	557	17.4
8. David Burton, Cheyney	SR	28	181	18	104	484	17.3
9. Yuseff Carr, Mansfield	SR	27	154	4	129	441	16.3
10. Tamir Johnson, Kutz	SR	27	158	0	112	428	15.9

REBOUNDS

Player-Team	Yr.	G	OFF	DEF	TOT	Avg/G
1. Quintus 'Bud' Teer, Clar	JR	26	114	158	272	10.5
2. Maron Brown, Rock	SR	32	120	206	326	10.2
3. Darryl Webb, IUP	SR	32	109	215	324	10.1
4. Dontahe Jordan, Bloom	FR	25	94	133	227	9.1
5. David Burton, Chey	SR	28	42	208	250	8.9
6. Tamir Johnson, Kutz	SR	27	85	154	239	8.9
7. Luis Leao, Mercyhurst	FR	26	64	153	217	8.3
8. Anthony Lytle, Boro	SO	28	78	143	221	7.9
9. Yuseff Carr, Mansfield	SR	27	82	119	201	7.4
10. Travis Brannen, Gannon	SR	26	62	122	184	7.1

STEALS

Player-Team	Yr.	G	Steals	Avg/G
1. Lloyd Harrison, Clarion	SR	25	61	2.4
2. Mike Tobin, ESU	SR	28	62	2.2
3. Rashawd Hatten, Cal	SR	27	51	1.9
Rob Townsend, Chey	JR	27	51	1.9
5. Freddy Appiah, Cal	JR	27	50	1.9
6. Kevin Stewart, IUP	SR	31	55	1.8
7. Mike Holley, Ville	FR	25	43	1.7
8. Derrison Anthony, Mansfield	SR	28	47	1.7
9. Khalif Foster, WCU	JR	26	41	1.6
10. Mike Seibert, Ville	JR	25	39	1.6

BLOCKS

Player- Team	Yr.	G	Blocks	Avg/G
1. Cory Somerville, Boro	JR	28	68	2.4
2. Bernard Brown, Ville	SR	25	53	2.1
3. Terrance King, ESU	SO	27	54	2.0
4. Yuseff Carr, Mansfield	SR	27	46	1.7
5. Darryl Webb, IUP	SR	32	47	1.5
6. Larry Webster, Bloom	JR	25	36	1.4
7. Rashawd Hatten, Cal	SR	27	38	1.4
8. David Burton, Chey	SR	28	38	1.4
9. Travis Brannen, Gannon	SR	26	33	1.3
10. Derrison Anthony, Mans	SR	28	32	1.1

FIELD GOAL PERCENTAGE (Min. 3.0 made per game)

Player-Team	Yr.	G	FG	FGA	Pct
1. Larry Webster, Bloomsburg	JR	25	132	190	.695
2. Willi Estrella, IUP	SR	32	106	169	.627
3. Steve Swiech, Cal	JR	26	127	216	.588
4. Anthony Lytle, Boro	SO	28	127	220	.577
5. Tamir Johnson, Kutz	SR	27	158	274	.577
6. Bernard Brown, Ville	SR	25	82	144	.569
7. Yuseff Carr, Mansfield	SR	27	154	273	.564
8. Stephen Battle, Gannon	FR	26	118	210	.562
9. Devin Taylor, Rock	JR	28	131	236	.555
10. Jamar Harrison, Clarion	SR	26	203	366	.555

ASSISTS (Min. 3.0 per game)

Player-Team	Yr.	G	Assists	Avg/G
1. Jamal Turner, Mercyhurst	JR	26	149	5.7
2. Lloyd Harrison, Clarion	SR	25	121	4.8
3. Mike Holley, Ville	FR	25	105	4.2
4. Jaren Gembe, SHIP	SR	26	104	4.0
5. David Burton, Cheyney	SR	28	103	3.7
6. Sharif Bray, Cheyney	SR	28	100	3.6
7. Kevin Stewart, IUP	SR	31	110	3.5
8. Jon Valeriano, Rock	JR	26	92	3.5
9. Ashton Smith, IUP	JR	32	112	3.5
10. Jesse Betar, Bloomsburg	JR	26	85	3.3



Craig Van Scyoc

3-PT GOAL PERCENTAGE (Min. 1.0 made per game)

Player-Team	Yr.	G	3FG	FGA	Pct
1. Craig Van Scyoc, SHIP	JR	26	63	125	.504
2. Will Brown, ESU	FR	25	48	100	.480
3. Bruce Kennedy, Chey	SR	28	78	168	.464
4. Jaren Gembe, SHIP	SR	26	44	97	.454
5. Steve Coffey, Kutz	SR	27	27	61	.443
6. Steve Piotrowicz, Gannon	JR	25	31	73	.425
7. Danny Walsh, Boro	SR	28	53	126	.421
8. Chad Tipton, Cal	JR	27	51	123	.415
9. Lorenzo Christmas, Bloom	FR	25	51	129	.395
10. Sharif Bray, Cheyney	SR	28	66	173	.382

3-PT GOAL MADE

Player-Team	Yr.	GP	3FG	Avg/Gm
1. Heiden Ratner, Mercyhurst	SR	27	81	3.0
2. Bruce Kennedy, Cheyney	SR	28	78	2.8
3. Julian Sanders, IUP	JR	32	88	2.8
4. Craig Van Scyoc, SHIP	JR	26	63	2.4
5. Sharif Bray, Cheyney	SR	28	66	2.4
6. Lorenzo Christmas, Bloom	FR	25	51	2.0
7. Mike Seibert, Ville	JR	25	50	2.0
Clint Nicholson, Boro	JR	25	50	2.0
9. Mike Sherry, Clar	SR	26	51	2.0
10. Will Brown, ESU	FR	25	48	1.9

FREE THROW PERCENTAGE (Min. 2.0 made per game)

Player-Team	Yr.	G	FTM	FTA	Pct
1. Sharif Bray, Cheyney	SR	28	175	196	.893
2. Julius Gray, Kutztown	SR	26	66	77	.857
3. Heiden Ratner, Mercyhurst	SR	27	101	120	.842
4. Jesse Betar, Bloomsburg	JR	26	67	81	.827
5. Lloyd Harrison, Clarion	SR	25	133	164	.811
6. Tony Fannick, Mansfield	JR	26	77	95	.811
7. Kevin Stewart, IUP	SR	31	81	100	.810
8. Mike Seibert, Ville	JR	25	71	88	.807
9. Danny Walsh, Boro	SR	28	104	129	.806
10. Luis Leao, Mercyhurst	FR	26	138	172	.802

ASSIST/TURNOVER RATIO

Name, Team	Yr.	GP	Ast	Avg	TO	Avg	Ratio
1. Jamal Turner, Mercyhurst	JR	26	149	5.7	57	2.2	2.6
2. Jaren Gembe, SHIP	SR	26	104	4.0	46	1.8	2.3
3. Jon Valeriano, Rock	JR	26	92	3.5	42	1.6	2.2
4. Ashton Smith, IUP	JR	32	112	3.5	67	2.1	1.7
5. Lloyd Harrison, Clarion	SR	25	121	4.8	75	3.0	1.6
6. Jesse Betar, Bloom	JR	26	85	3.3	53	2.0	1.6
7. Kevin Stewart, IUP	SR	31	110	3.5	72	2.3	1.5
8. Josh Dupuy, Mans	JR	28	87	3.1	58	2.1	1.5
9. Freddy Appiah, Cal	JR	27	86	3.2	58	2.1	1.5
10. Mike Holley, Ville	FR	25	105	4.2	84	3.4	1.3



Jordan Stasyszyn

SCORING OFFENSE

Team	G	Pts	Avg/G
1. Clarion	26	2124	81.7
2. Edinboro	28	2163	77.2
3. East Stroudsburg	28	2148	76.7
4. Kutztown	27	2055	76.1
5. Indiana (Pa.)	32	2434	76.1
6. Cheyney	28	2103	75.1
7. Mansfield	28	2089	74.6
8. Bloomsburg	26	1939	74.6
9. Mercyhurst	27	1988	73.6
10. Slippery Rock	32	2332	72.9
11. California (Pa.)	27	1959	72.6
12. West Chester	26	1886	72.5
13. Millersville	25	1764	70.6
14. Gannon	26	1834	70.5
15. Shippensburg	26	1826	70.2
16. Lock Haven	25	1353	54.1

SCORING DEFENSE

Team	G	Pts	Avg/G
1. Indiana (Pa.)	32	2085	65.2
2. Mercyhurst	27	1788	66.2
3. West Chester	26	1728	66.5
4. Slippery Rock	32	2156	67.4
5. Gannon	26	1756	67.5
6. Mansfield	28	1947	69.5
7. California (Pa.)	27	1911	70.8
8. Cheyney	28	1991	71.1
9. East Stroudsburg	28	2014	71.9
10. Millersville	25	1821	72.8
11. Kutztown	27	1972	73.0
12. Shippensburg	26	1905	73.3
13. Clarion	26	1914	73.6
14. Bloomsburg	26	1916	73.7
15. Edinboro	28	2074	74.1
16. Lock Haven	25	2161	86.4

SCORING MARGIN

Team	G	OFF	DEF	Margin
1. Indiana (Pa.)	32	76.1	65.2	+10.9
2. Clarion	26	81.7	73.6	+8.1
3. Mercyhurst	27	73.6	66.2	+7.4
4. West Chester	26	72.5	66.5	+6.1
5. Slippery Rock	32	72.9	67.4	+5.5
6. Mansfield	28	74.6	69.5	+5.1
7. East Stroudsburg	28	76.7	71.9	+4.8
8. Cheyney	28	75.1	71.1	+4.0
9. Edinboro	28	77.2	74.1	+3.2
10. Kutztown	27	76.1	73.0	+3.1
11. Gannon	26	70.5	67.5	+3.0
12. California (Pa.)	27	72.6	70.8	+1.8
13. Bloomsburg	26	74.6	73.7	+0.9
14. Millersville	25	70.6	72.8	-2.3
15. Shippensburg	26	70.2	73.3	-3.0
16. Lock Haven	25	54.1	86.4	-32.3

FREE THROW PERCENTAGES

Team	G	FTM	FTA	Pct
1. Clarion	26	508	662	.767
2. Cheyney	28	434	584	.743
3. Indiana (Pa.)	32	595	823	.723
4. Gannon	26	403	574	.702
5. East Stroudsburg	28	474	678	.699
6. Millersville	25	461	661	.697
7. Bloomsburg	26	418	607	.689
8. Mansfield	28	513	750	.684
9. Slippery Rock	32	482	705	.684
10. West Chester	26	395	578	.683
11. Mercyhurst	27	483	708	.682
12. Kutztown	27	489	720	.679
13. Edinboro	28	486	730	.666
14. California (Pa.)	27	379	574	.660
15. Shippensburg	26	413	626	.660
16. Lock Haven	25	261	443	.589

FIELD GOAL PERCENTAGES

Team	G	FG	FGA	Pct
1. Clarion	26	739	1597	.463
2. Gannon	26	642	1400	.459
3. Shippensburg	26	619	1350	.459
4. Kutztown	27	715	1565	.457
5. Cheyney	28	728	1594	.457
6. California (Pa.)	27	710	1560	.455
7. Indiana (Pa.)	32	816	1800	.453
8. Mercyhurst	27	672	1487	.452
9. Bloomsburg	26	697	1552	.449
10. East Stroudsburg	28	749	1672	.448
11. Mansfield	28	715	1614	.443
12. Edinboro	28	754	1732	.435
13. Slippery Rock	32	842	1938	.434
14. West Chester	26	670	1572	.426
15. Millersville	25	586	1451	.404
16. Lock Haven	25	444	1338	.332

FIELD GOAL PCT DEFENSE

Team	G	FG	FGA	Pct
1. Slippery Rock	32	733	1885	.389
2. Edinboro	28	718	1764	.407
3. West Chester	26	546	1318	.414
4. Gannon	26	619	1493	.415
5. Mansfield	28	685	1645	.416
6. Mercyhurst	27	611	1465	.417
7. Indiana (Pa.)	32	739	1771	.417
8. Cheyney	28	673	1547	.435
9. Millersville	25	637	1461	.436
10. Clarion	26	674	1545	.436
11. California (Pa.)	27	636	1446	.440
12. Kutztown	27	698	1582	.441
13. Bloomsburg	26	654	1458	.449
14. East Stroudsburg	28	700	1550	.452
15. Shippensburg	26	687	1486	.462
16. Lock Haven	25	734	1538	.477

3-POINT FIELD GOAL PERCENTAGES

Team	G	FG	FGA	Pct
1. Shippensburg	26	175	419	.418
2. Cheyney	28	213	554	.384
3. California (Pa.)	27	160	438	.365
4. Clarion	26	138	385	.358
5. East Stroudsburg	28	176	498	.353
6. Kutztown	27	136	390	.349
7. Indiana (Pa.)	32	207	596	.347
8. Mercyhurst	27	161	466	.345
9. Gannon	26	147	434	.339
10. Bloomsburg	26	124	369	.336
11. West Chester	26	151	461	.328
12. Slippery Rock	32	166	516	.322
13. Mansfield	28	146	462	.316
14. Edinboro	28	169	541	.312
15. Millersville	25	131	435	.301
16. Lock Haven	25	204	684	.298

3-POINT FIELD GOAL PCT DEFENSE

Team	G	FG	FGA	Pct
1. Indiana (Pa.)	32	168	564	.298
2. West Chester	26	134	436	.307
3. Mercyhurst	27	136	440	.309
4. Clarion	26	169	524	.323
5. Slippery Rock	32	207	634	.326
6. Bloomsburg	26	154	459	.336
7. Kutztown	27	158	469	.337
8. Gannon	26	187	555	.337
9. East Stroudsburg	28	124	366	.339
10. Cheyney	28	151	440	.343
11. Shippensburg	26	170	489	.348
12. Mansfield	28	150	429	.350
13. Edinboro	28	174	486	.358
14. Lock Haven	25	166	460	.361
15. Millersville	25	159	433	.367
16. California (Pa.)	27	190	502	.378

REBOUNDING MARGIN

Team	G	TEAM	Avg	OPP	Avg	Margin
1. Slippery Rock	32	1361	42.5	1110	34.7	+7.8
2. Clarion	26	1033	39.7	856	32.9	+6.8
3. Indiana (Pa.)	32	1227	38.3	1020	31.9	+6.5
4. West Chester	26	1018	39.2	876	33.7	+5.5
5. Bloomsburg	26	960	36.9	875	33.7	+3.3
6. Mansfield	28	1092	39.0	1006	35.9	+3.1
7. Gannon	26	939	36.1	885	34.0	+2.1
8. East Stroudsburg	28	1036	37.0	982	35.1	+1.9
9. Mercyhurst	27	976	36.1	927	34.3	+1.8
10. California (Pa.)	27	937	34.7	914	33.9	+0.9
11. Kutztown	27	982	36.4	977	36.2	+0.2
12. Shippensburg	26	862	33.2	864	33.2	-0.1
13. Millersville	25	919	36.8	960	38.4	-1.6
14. Edinboro	28	1112	39.7	1162	41.5	-1.8
15. Cheyney	28	910	32.5	1020	36.4	-3.9
16. Lock Haven	25	754	30.2	1149	46.0	-15.8

BLOCKED SHOTS

Team	G	Blocks	Avg/G
1. Mansfield	28	126	4.5
2. East Stroudsburg	28	124	4.4
3. Edinboro	28	123	4.4
4. Millersville	25	100	4.0
5. Mercyhurst	27	96	3.6
6. Gannon	26	87	3.3
7. Cheyney	28	93	3.3
8. Bloomsburg	26	85	3.3
9. Kutztown	27	87	3.2
10. California (Pa.)	27	84	3.1
11. Indiana (Pa.)	32	98	3.1
12. West Chester	26	77	3.0
13. Slippery Rock	32	84	2.6
14. Clarion	26	68	2.6
15. Lock Haven	25	65	2.6
16. Shippensburg	26	62	2.4

TEAM STATISTICS

ASSISTS

Team	G	Assists	Avg/G
1. Mercyhurst	27	424	15.7
2. East Stroudsburg	28	411	14.7
3. Shippensburg	26	376	14.5
4. Mansfield	28	404	14.4
5. Indiana (Pa.)	32	453	14.2
6. Gannon	26	368	14.2
7. California (Pa.)	27	379	14.0
8. Clarion	26	357	13.7
9. Slippery Rock	32	432	13.5
10. Edinboro	28	362	12.9
11. West Chester	26	331	12.7
12. Kutztown	27	343	12.7
13. Cheyney	28	350	12.5
14. Millersville	25	289	11.6
15. Bloomsburg	26	299	11.5
16. Lock Haven	25	230	9.2



John Corrigan

STEALS

Team	G	Steals	Avg/G
1. West Chester	26	250	9.6
2. Millersville	25	220	8.8
3. Mansfield	28	246	8.8
4. California (Pa.)	27	236	8.7
5. East Stroudsburg	28	241	8.6
6. Cheyney	28	231	8.3
7. Clarion	26	213	8.2
8. Kutztown	27	215	8.0
9. Bloomsburg	26	205	7.9
10. Mercyhurst	27	212	7.9
11. Edinboro	28	209	7.5
12. Indiana (Pa.)	32	235	7.3
13. Slippery Rock	32	211	6.6
14. Lock Haven	25	139	5.6
15. Gannon	26	136	5.2
16. Shippensburg	26	131	5.0

TURNOVER MARGIN

Team	G	TEAM	Avg	OPP	Avg	Margin
1. Cheyney	28	357	12.8	422	15.1	+2.32
2. West Chester	26	434	16.7	488	18.8	+2.08
3. Mercyhurst	27	414	15.3	462	17.1	+1.78
4. Kutztown	27	444	16.4	489	18.1	+1.67
5. East Stroudsburg	28	426	15.2	471	16.8	+1.61
6. Indiana (Pa.)	32	440	13.8	485	15.2	+1.41
7. Edinboro	28	385	13.8	422	15.1	+1.32
8. Millersville	25	380	15.2	410	16.4	+1.20
9. California (Pa.)	27	404	15.0	435	16.1	+1.15
10. Clarion	26	332	12.8	350	13.5	+0.69
11. Mansfield	28	438	15.6	454	16.2	+0.57
12. Bloomsburg	26	425	16.3	419	16.1	-0.23
13. Slippery Rock	32	468	14.6	437	13.7	-0.97
14. Gannon	26	413	15.9	371	14.3	-1.62
15. Shippensburg	26	392	15.1	323	12.4	-2.65
16. Lock Haven	25	510	20.4	345	13.8	-6.60




OPPONENTS

Charleston

GAME 1

Date: November 12, 2011




Location: Charleston, WV
 Nickname: Golden Eagle
 Colors: Maroon & Yellow
 Arena: King Gym
 Conference: WVIAC
 Head Coach: Greg White
 2010-11 Results: 15-13, 10-9
 SID: William McDaniel
 E-mail: williamcdaniel@ucwv.edu
 Website: www.ucgoldeneagles.com

West Liberty

GAME 2

Date: November 13, 2011



Location: West Liberty, WV
 Nickname: Hilltoppers
 Colors: Black & Yellow
 Arena: Academic, Sports and Recreation Complex
 Conference: WVIAC
 Head Coach: Jim Crutchfield
 2010-11 Results: 33-1, 22-0
 SID: Matt Watson
 E-mail: sportsinfo@westliberty.edu
 Website: www.hilltoppersports.com

California (Pa.)

GAME 3

Date: November 19, 2011



Location: California, PA
 Nickname: Vulcans
 Colors: Red & Black
 Arena: Hamer Hall
 Conference: PSAC Western Division
 Head Coach: Bill Brown
 2010-11 Results: 15-12, 8-6
 SID: Matthew Kifer
 E-mail: Kifer@calu.edu
 Website: www.calvulcans.com

Clarion

GAME 10

Date: December 9, 2011



Location: Clarion, PA
 Nickname: Golden Eagles
 Colors: Gold & Blue
 Arena: Waldo S. Tippin Gymnasium-Natorium
 Conference: PSAC Western Division
 Head Coach: Ron Righter
 2010-11 Results: 15-11, 5-9
 SID: Rich Herman
 E-mail: rhermen@clarion.edu
 Website: www.clariongoldeneagles.com

Gannon

GAME 11

Date: December 10, 2011



Location: Erie, PA
 Nickname: Golden Knights
 Colors: Maroon & Gold
 Arena: Hammermill Center
 Conference: PSAC Western Division
 Head Coach: John T. Reilly
 2010-11 Results: 15-11, 6-8
 SID: Dan Taliski
 E-mail: teliski002@gannon.edu
 Website: www.gannonsports.com

Penn State Wilkes-Barre

GAME 12

Date: January 3, 2012



Location: Lehman, PA
 Nickname: Nittany Lions
 Colors: Blue & White
 Arena: Athletics and Recreation Building
 Conference: USCAA
 Head Coach: Scott Miner
 2010-11 Results: 18-10, 14-8
 SID: N/A
 E-mail: N/A
 Website: www.wb.psu.edu

Indiana (Pa.)

GAME 4

Date: November 20, 2011



Location: Indiana, PA
 Nickname: Crimson Hawks
 Colors: Red & Black
 Arena: Ed Fry Arena
 Conference: PSAC Western Division
 Head Coach: Joe Lombardi
 2010-11 Results: 26-6, 12-2
 SID: Ryan Rebholz
 E-mail: rrebholz@iup.edu
 Website: www.iupathletics.com

Central Pennsylvania College

GAME 5

Date: November 22, 2011




Location: Summerdale, PA
 Nickname: Knights
 Colors: Maroon & White
 Arena: East Pennsboro High School
 Conference: USCAA
 Head Coach: Dave Baker
 2010-11 Results: N/A
 SID: N/A
 E-mail: N/A
 Website: http://www.centralpenn.edu/student-life/athletics/

Shepherd

GAME 6

Date: November 27, 2011




Location: Shepherd, WV
 Nickname: Rams
 Colors: Blue & Yellow
 Arena: Butcher Athletic Center
 Conference: WVIAC
 Head Coach: Justin Namolik
 2010-11 Results: 13-16, 10-12
 SID: Chip Ransom
 E-mail: cransom@shepherd.edu
 Website: www.shepherdrams.com

Mercyhurst

GAME 13

Date: January 6, 2012



Location: Erie, PA
 Nickname: Lakers
 Colors: Green & Navy
 Arena: Mercyhurst Athletic Center
 Conference: PSAC Western Division
 Head Coach: Gary Manchel
 2010-11 Results: 20-7, 11-3
 SID: David Leisering
 E-mail: dleisering@mercyhurst.edu
 Website: www.hurstathletics.com

Goldey-Beacom

GAME 7

Date: November 29, 2011



Location: Wilmington, DE
 Nickname: Lightning
 Colors: Blue & Gold
 Arena: Joseph West Jones Center
 Conference: CACC
 Head Coach: Chuck Hammond
 2010-11 Results: 19-11, 12-5
 SID: Eric Zedalis
 E-mail: zedalis@gbc.edu
 Website: www.gbcathletics.com

Edinboro

GAME 8

Date: December 3, 2011




Location: Edinboro, PA
 Nickname: Fighting Scots
 Colors: Red & White
 Arena: McComb Fieldhouse
 Conference: PSAC Western Division
 Head Coach: Greg Walcavich
 2010-11 Results: 13-15, 5-9
 SID: Bob Shreve
 E-mail: rshreve@edinboro.edu
 Website: www.gofightingscots.com

Lock Haven

GAME 9

Date: December 4, 2011




Location: Lock Haven, PA
 Nickname: Eagles
 Colors: Maroon & Grey
 Arena: Thomas Fieldhouse
 Conference: PSAC Western Division
 Head Coach: Mike Nestor
 2010-11 Results: 1-24, 0-14
 SID: Douglas Spatafore
 E-mail: dspatafo@lhup.edu
 Website: www.golhu.com

Slippery Rock

GAME 14

Date: January 7, 2012



Location: Slippery Rock, PA
 Nickname: The Rock
 Colors: Green & White
 Arena: Morrow Fieldhouse
 Conference: PSAC Western Division
 Head Coach: Kevin Reynolds
 2010-11 Results: 21-11, 9-5
 SID: Bob McComas
 E-mail: Robert.mccomas@sru.edu
 Website: www.rockathletics.com



Dane Lauber

THE OPPONENTS

Bloomsburg

GAME 15/23



Date: January 11, 2012
February 8, 2012

Location: Bloomsburg, PA
Nickname: Huskies
Colors: Maroon & Yellow
Arena: Nelson Fieldhouse
Conference: PSAC Eastern Division
Head Coach: John Sanow
2010-11 Results: 11-15 7-7
SID: Tom McGuire
E-mail: tmcguire@bloomu.edu
Website: www.buhuskies.com

Mansfield

GAME 16/22



Date: January 14, 2012
February 4, 2012

Location: Mansfield, PA
Nickname: Mounties
Colors: Red & Black
Arena: Decker Gymnasium
Conference: PSAC Eastern Division
Head Coach: Rich Miller
2010-11 Results: 18-10, 10-4
SID: Steve McCloskey
E-mail: smcclusk@mansfield.edu
Website: www.gomounties.com

West Chester

GAME 17/25



Date: January 18, 2012
February 15, 2012

Location: West Chester, PA
Nickname: Golden Rams
Colors: Purple & Gold
Arena: Hollinger Fieldhouse
Conference: PSAC Eastern Division
Head Coach: Damien Blair
2010-11 Results: 14-12, 5-9
SID: James Zuhlke
E-mail: jzuhlke@wcupa.edu
Website: www.wcupagoldenrams.com

East Stroudsburg

GAME 18/24



Date: January 21, 2012
February 11, 2012

Location: East Stroudsburg, PA
Nickname: Warriors
Colors: Red & Black
Arena: Kochler Fieldhouse
Conference: PSAC Eastern Division
Head Coach: Jeff Wilson
2010-11 Results: 16-12, 8-6
SID: Greg Knowlden
E-mail: gknowlden@po-box.esu.edu
Website: www.esuwarrriors.com

Millersville

GAME 19/27



Date: January 25, 2012
February 22, 2012

Location: Millersville, PA
Nickname: Marauders
Colors: Black & Yellow
Arena: Pucillo Gymnasium
Conference: PSAC Eastern Division
Head Coach: Fred Thompson
2010-11 Results: 10-15, 5-9
SID: Ethan Hulsey
E-mail: ehulsey@millersville.edu
Website: www.millersvilleathletics.com

Cheyney

GAME 20/26



Date: January 28, 2012
February 18, 2012

Location: West Chester, PA
Nickname: Wolves
Colors: Blue & White
Arena: Cope Hall
Conference: PSAC Eastern Division
Head Coach: Dominique Stephens
2010-11 Results: 19-9, 8-6
SID: Lenn Margolis
E-mail: lmargolis@cheyney.edu
Website: www.cheyneywolves.com

Kutztown

GAME 21/28




Date: February 1, 2012
February 25, 2012

Location: Kutztown, PA
Nickname: Golden Bears
Colors: Maroon & Gold
Arena: Keystone Hall
Conference: PSAC Eastern Division
Head Coach: Bernie Driscoll
2010-11 Results: 16-11, 9-5
SID: TBA
E-mail: N/A
Website: www.kubears.com



John Corrigan



HISTORY

Shippensburg All-Time Coaches Records (by seasons coached)

Name	Seasons	Games	Wins	Losses	Winning Percentage
Rodger Goodling	31 (1970-2001)	779	356	443	.446
Tom Crist	11 (1949-60)	222	113	109	.509
Keith Hess	10 (1960-70)	214	80	134	.374
Dave Springer	10 (2001-Present)	278	127	151	.457
Ed Gulian	10 (1933-43)	142	64	78	.451
Harold Kramer	3 (1946-49)	55	30	22	.545
Henry Dresser	4 (1929-33)	54	21	33	.388
Newsh Bentz	2 (1927-29)	32	17	15	.531
Barney Potratz	1 (1926-27)	15	5	10	.333

Shippensburg Coaches Season-by-Season (Ship as a Four-Year Institution)

Barney Potratz	1951-52: 8-13	1982-83: 16-11 ^P
1926-27: 5-10	1952-53: 5-12	1983-84: 10-18 ^P
	1953-54: 8-12	1984-85: 10-15
Newsh Bentz	1954-55: 8-13	1985-86: 13-13
1927-28: 11-5	1955-56: 9-12	1986-87: 8-18
1928-29: 6-10	1956-57: 12-8	1987-88: 15-13
	1957-58: 10-10	1988-89: 13-15 # ^P
Henry Dresser	1958-59: 14-8	1989-90: 10-17
1929-30: 7-5	1959-60: 18-5	1990-91: 20-11 * ^{T P}
1930-31: 1-13		1991-92: 10-16
1931-32: 8-6	Keith Hess	1992-93: 13-12
1932-33: 5-9	1960-61: 8-13	1993-94: 13-13
	1961-62: 8-12	1994-95: 9-17
Ed Gulian	1962-63: 15-7	1995-96: 12-13
1933-34: 4-9	1963-64: 10-12	1996-97: 11-15
1934-35: 9-7	1964-65: 7-13	1997-98: 10-16
1935-36: 5-6	1965-66: 10-11	1998-99: 8-18
1936-37: 7-8	1966-67: 7-15	1999-00: 11-16
1937-38: 7-8	1967-68: 8-15	2000-01: 11-16 ^P
1938-39: 7-7	1968-69: 4-16	
1939-40: 7-8	1969-70: 3-20	Dave Springer
1940-41: 8-9		2001-02: 8-17
1941-42: 7-10	Rodger Goodling	2002-03: 8-19
1942-43: 3-6 ^M	1970-71: 11-12	2003-04: 10-17
1943-44: No Team	1971-72: 9-15	2004-05: 18-11 ^P
1944-45: No Team	1972-73: 6-17	2005-06: 24-7 # ^{R T P}
1945-46: No Team	1973-74: 8-15	2006-07: 17-14
	1974-75: 11-9	2007-08: 8-19
Harold Kramer	1975-76: 15-11	2008-09: 12-15
1946-47: 9-8	1976-77: 8-17	2009-10: 12-5
1947-48: 11-5	1977-78: 7-16	2010-11: 9-17
1948-49: 10-9	1978-79: 16-12	
	1979-80: 15-13	
Tom Crist	1980-81: 14-11	
1949-50: 10-8	1981-82: 19-8 ^P	
1950-51: 11-8		

* - PSAC Champions
 # - PSAC Western Division Champions
 T - NCAA Tournament
 R - PSAC Tournament Runner-Up
 P - PSAC Tournament
 M - Season cut short because team was called to military duty



1981-82
 19-8 • 9-3 PSAC East
 PSAC Quarterfinals

No.	Name	Yr.	Pos.	Ht.	Wt.	Hometown/High School
34	Rick Bentley	So.	G	6-2	170	Columbia/Columbia
44	Brian Cozzens	Sr.	F-C	6-6	215	Spring Grove/Spring Grove
14	John Culbreath	Sr.	G	5-10	160	Norristown/Norristown
30	Rich Dyer	Jr.	G	6-2	165	Landisville/Hempfield
32	Pat Hannan	So.	G	6-0	160	Norristown/Bishop Kenrick
22	Ed Henninger	Sr.	G	6-2	170	So. Williamsport/So. Williamsport
40	Lee Holmes	Fr.	F-C	6-6	170	Norristown/Norristown
20	Tom Kuhn	So.	G	6-3	160	Lebanon/Cedar Crest
24	Jim Matthews	So.	F	6-5	180	Cumberland, Md./Allegheny
12	Bob Nelson	So.	G	5-8	150	Springfield/Cardinal O'Hara
10	Parrish Petry	Fr.	G	6-0	150	York/West York
54	Tom Triggs	Jr.	F	6-4	195	York/York Suburban

PSAC Quarterfinals
 Bloomsburg 43, Shippensburg 41



1982-83
 16-11 • 7-7 PSAC East
 PSAC Quarterfinals

No.	Name	Yr.	Pos.	Ht.	Wt.	Hometown/High School
	Anthony Abron	Fr.	C	6-5	220	Philadelphia/Roman Catholic
34	Rick Bentley	Jr.	G	6-2	170	Columbia/Columbia
30	Rich Dyer	Sr.	G	6-2	165	Landisville/Hempfield
44	Curtis Emery	Fr.	F	6-3	220	Philadelphia/West Catholic
32	Pat Hannan	Jr.	G	6-0	160	Norristown/Norristown
12	Don Harnum	Fr.	G	6-2	175	Selinsgrove/Selinsgrove
40	Lee Holmes	So.	C	6-6	190	Norristown/Norristown
20	Tom Kuhn	Jr.	G	6-2	160	Lebanon/Cedar Crest
	Dale Lay	Fr.	G	6-5	200	Boiling Springs/Boiling Springs
24	Jim Matthews	Jr.	F	6-5	180	Cumberland, Md./Allegheny
43	Mike Palm	Fr.	C	6-6	190	Lewistown/Chief Logan
10	Parrish Petry	So.	G	6-0	150	York/West York
54	Tom Triggs	Sr.	F	6-4	195	York/York Suburban

PSAC Quarterfinals
 Clarion 97, Shippensburg 94



1983-84
 10-18 • 3-11 PSAC East
 PSAC Quarterfinals

No.	Name	Yr.	Pos.	Ht.	Wt.	Hometown/High School
54	Anthony Abron	So.	C	6-5	220	Philadelphia/Roman Catholic
34	Rick Bentley	Sr.	G	6-2	185	Columbia/Columbia
10	Rich Conboy	Fr.	G	6-1	180	Bryn Mawr/Archbishop Carroll
30	Anthony Daughtry	Fr.	G	6-3	183	Gaithersburg, Md./Gaithersburg
44	Curtis Emery	So.	F	6-3	220	Philadelphia/West Catholic
32	Pat Hannan	Sr.	G	6-0	170	Norristown/Norristown
12	Don Harnum	So.	G	6-2	175	Selinsgrove/Selinsgrove
52	Lee Holmes	Jr.	F	6-7	210	Norristown/Norristown
14	Rick Jackson	Fr.	G	5-10	160	York/York Catholic
20	Tom Kuhn	Sr.	G	6-2	180	Lebanon/Cedar Crest
40	Dale Lay	So.	G-F	6-5	200	Boiling Springs/Boiling Springs
24	Jim Matthews	Sr.	F	6-5	205	Cumberland, Md./Allegheny
50	Scott McCracken	Fr.	G	6-2	174	Bel Air, Md./C. Milton Wright
51	Jeff Moore	Fr.	F	6-6	180	Washington, D.C./The Maret School
43	Mike Palm	So.	F	6-6	190	Lewistown/Chief Logan
22	Parrish Petry	Jr.	G	6-0	170	York/West York

PSAC First Round
 Mansfield 66, Shippensburg 54



1988-89
 13-15 • 9-3 PSAC West
 PSAC Western Division Champions
 PSAC Quarterfinals

No.	Name	Year	Pos	Ht	Wt	Hometown/High School
24	Don Butler	Fr.	F	6-7	195	Lafayette Hill/Archbishop Kennedy
43	Tim Butts	So.	F	6-7	180	Hagerstown, Md./North Hagerstown
22	Michael Driscoll	So.	G	6-3	180	Potomac, Md./Winston Churchill
30	Sean Harris	Sr.	G/F	6-2	175	Teaneck, N.J./Teaneck
44	Keith Hill	So.	F	6-7	175	Queens, N.Y./Brooklyn Tech
10	Leon Howard	So.	G	5-10	160	Baltimore, Md./Baltimore Polytech Inst.
52	Steve Korr	Jr.	C	6-8	210	Perkasie/Pennridge
14	Matt Markle	Fr.	G	6-0	165	York/York Catholic
54	Robert Mason	So.	C	6-9	220	Newnan, Ga./Newnan
20	Robert Riccio	Jr.	G	6-1	177	Hazleton/Hazleton
32	Andrew Singer	Jr.	G	6-3	195	Gettysburg/DeLone Catholic
34	Miftar Spahija	Fr.	G	5-10	145	Mansfield/Mansfield
12	Fontel Toland	Fr.	G	6-1	165	Coatesville/Coatesville

PSAC Quarterfinals
 Bloomsburg 74, Shippensburg 56

TEAM CAPSULES



1990-91

20-11 • 7-5 PSAC West

PSAC Champions

NCAA Tournament First Round

No.	Name	Year	Pos	Ht	Wt	Hometown/High School
54	Nick Blackshear	Fr.	G	6-1	175	Lawnside, N.J./Gloucester Twp. Tech.
24	Don Butler	Jr.	C	6-7	200	Lafayette Hill/Archbishop Kennedy
43	Tim Butts	Sr.	F	6-7	205	Hagerstown, Md./North Hagerstown
22	Michael Driscoll	Sr.	F	6-4	205	Potomac, Md./Winston Churchill
20	Terry Dudley	Jr.	G	5-10	165	Hatfield/Wissahickon
34	Mike Forrest	So.	F	6-3	193	Philadelphia/West Catholic
10	Reggie Frisby	So.	G	6-2	160	Temple Hills, Md./Crossland
44	Keith Hill	Sr.	C	6-8	202	Mathews, N.C./Brooklyn (N.Y.) Tech
51	Joe Jenkins	So.	G	6-1	175	East McKeesport/Allegheny
30	Chris Kaufmann	So.	G	6-1	183	Conshohocken/Archbishop Kennedy
14	Matt Markle	Jr.	G	6-1	160	York/York Catholic
12	Jerome McClain	Fr.	G	6-4	187	Baltimore, Md./Towson Catholic
51	Tim Naylor	So.	C	6-6	205	Biglerville/Biglerville
52	Randy Thornton	Fr.	G	6-3	192	Harrisburg/Harrisburg
32	Bob Young	So.	G	6-2	185	Lancaster/Hempfield

PSAC Quarterfinals

Shippensburg 89, California (Pa.) 72

PSAC Semifinals

Shippensburg 76, Bloomsburg 75

PSAC Championship

Shippensburg 76, Slippery Rock 75 (OT)

NCAA First Round

Philadelphia 62, Shippensburg 50

NCAA Consolation

Slippery Rock 119, Shippensburg 101



2000-01

11-16 • 6-6 PSAC West

PSAC Quarterfinals

No.	Name	Year	Pos	Ht	Wt	Hometown/High School
50	Brian Anderson	Sr.	C	6-10	236	Chester, N.Y./Burke Catholic
10	Ron Banks	So.	G	5-9	145	Philadelphia/West Catholic
42	Adam Brown	Jr.	F	6-5	225	Philadelphia/William Penn
23	Nasser Eggleston	Jr.	G	5-10	175	Philadelphia/Girard College
24	Alston Ellis	So.	G	6-2	180	Mt. Joy/Hempfield
22	Brian Gleason	Sr.	F	6-6	200	Landisville/Hempfield
52	Marc Harder	Jr.	C	6-7	244	Camp Hill/Trinity
5	David Levetter	Fr.	F	6-4	215	Philadelphia/Roman Catholic
11	Jeff Madara	So.	G	6-0	175	Edinboro/General McLane
13	Michael Means	So.	F	6-7	215	Stevens/Cocalico
44	Greg Pearson	Jr.	C	6-6	225	Bethlehem/Liberty
21	Richard Richardson	Jr.	C	6-5	240	Harrisburg/Girard College
15	Andrew Ross	Fr.	F	6-5	190	Baltimore, Md./Calvert Hall
34	Tom Roth	Sr.	F	6-6	190	Rockville, Md./Good Counsel
32	Adam Underkoffler	So.	G	5-8	183	Chambersburg/Chambersburg

PSAC Quarterfinals

Edinboro 99, Shippensburg 81



2004-05

17-11 • 7-5 PSAC West

PSAC Semifinals

No.	Name	Yr.	Pos.	Ht.	Wt.	Hometown/High School
50	Khalil Abdus-Salaam	Fr.	F	6-5	225	Philadelphia/John Bartram
15	Roger Castelgrande	So.	G	6-0	185	Lebanon/Cedar Crest
13	Chuck Davis	So.	G	6-3	195	Philadelphia/Scotland School
52	Ryan Donovan	Jr.	C	6-6	240	Warminster/William Tennant
23	Marcus Hudson	Jr.	G	5-11	180	Washington, D.C./St. Maria Goretti
21	Todd Johnson	So.	F	6-3	225	Philadelphia/St. John Neumann
44	Matt Kerch	Jr.	F	6-7	205	Shippensburg/Shippensburg
22	Ryan Kraft	Fr.	G	6-5	200	Royersford/Spring-Ford
32	Mark Meehan	So.	G	6-0	170	Philadelphia/St. Joseph's Prep
11	Malik Parker	R-Fr.	G	6-0	165	Philadelphia/Scotland School
5	Seth Scott	Jr.	F	6-8	230	Waynesboro/Waynesboro
10	Scott Sexton	Jr.	G	6-0	185	Hatboro/Hatboro
42	Gary Vaincoeur	So.	F	6-6	205	Elkins Park/Cheltenham
34	Jamal Williams	So.	G	6-3	185	Philadelphia/Cherokee
4	Greg Wojdowski	So.	F	6-5	220	Bethel Park/Bethel Park

PSAC Quarterfinals

Shippensburg 56, Clarion 51

PSAC Semifinals

Millersville 50, Shippensburg 50



2005-06

24-7 • 11-1 PSAC West

PSAC Western Division Champions

PSAC Runner-Up

NCAA Tournament

No.	Name	Pos.	Ht.	Wt.	Yr.	Hometown/High School
22	Khalil Abdus-Salaam	F	So.	6-5	219	Philadelphia/John Bartram
15	Roger Castelgrande	G	Jr.	6-0	189	Lebanon/Cedar Crest
13	Chuck Davis	G	Jr.	6-0	189	Lebanon/Cedar Crest
52	Derrick Graff	C	Fr.	6-8	218	Drexel Hill/Monsignor/Bonner
23	Marcus Hudson	G	Sr.	5-11	164	Washington, D.C./St. Maria Goretti
21	Todd Johnson	F	Jr.	6-3	235	Philadelphia/St. John Neumann
44	Matt Kerch	F	Sr.	6-7	222	Shippensburg/Shippensburg
22	Ryan Kraft	G	So.	6-5	200	Royersford/Spring-Ford
32	Mark Meehan	G	Jr.	6-0	165	Philadelphia/St. Joseph's Prep
11	Malik Parker	G	R-So.	6-2	160	Philadelphia/Scotland School
5	Seth Scott	C	Sr.	6-8	226	Waynesboro/Waynesboro Area
42	Gary Vaincoeur	F	Jr.	6-6	198	Elkins Park/Cheltenham
34	Jamal Williams	G	Jr.	6-3	185	Philadelphia/Cherokee
4	Greg Wojdowski	F	Jr.	6-5	220	Bethel Park/Bethel Park

PSAC Quarterfinals

Shippensburg 66, Indiana (Pa.) 61

PSAC Semifinals

Shippensburg 72, Mansfield 65

PSAC Finals

Edinboro 52 Shippensburg 51

NCAA First Round

Mount Olive 86, Shippensburg 83

TEAM CAPSULES



2006-07

17-14 • 8-4 PSAC West

PSAC Quarterfinals

No.	Name	Pos.	Ht.	Wt.	Yr.	Hometown/High School
4	Greg Wojdowski	F	Sr.	6-6	249	Bethel Park/Bethel Park
5	David Reisinger	F	Fr.	6-4	195	Harrisburg/Central Dauphin
10	Alex Jones	G	Jr.	6-0	175	Englewood, Ohio/Northmont (Ashland)
11	Malik Parker	G	R-Jr.	6-2	160	Philadelphia/Scotland School
13	Chuck Davis	G	R-Sr.	6-3	190	Philadelphia/Scotland School
15	Roger Castelgrande	G	Sr.	6-0	189	Lebanon/Cedar Crest
21	Todd Johnson	F	Sr.	6-3	235	Philadelphia/St. John Neumann
22	Khalil Abdus-Salaam	F	Jr.	6-5	219	Philadelphia/John Bartram
23	Brian Oleksiak	G	Fr.	6-5	185	Meadowbrook/Abington
24	Ryan Kraft	G	Jr.	6-5	200	Royersford/Spring-Ford
32	Mark Meehan	G	Sr.	6-0	165	Philadelphia/St. Joseph's Prep
34	Jamal Williams	G	Sr.	6-4	190	Philadelphia/Cherokee
42	Gary Vaincoeur	F	Sr.	6-6	198	Elkins Park/Cheltenham
44	Derrick Graff	C	R-Fr.	6-9	218	Drexel Hill/Monsignor Bonner
52	Leander Toney	F	Fr.	6-5	190	Lancaster/McCaskey

PSAC Quarterfinals

Edinboro 67, Shippensburg 60

SEASON RESULTS

1991-92 (10-16, 3-9 PSAC-W)

				Result	Ship	Opp
11/22/1991	Mercyhurst ^W	H	W	89	79	
11/23/1991	Springfield ^W	H	W	83	64	
11/25/1991	Mansfield	H	W	76	62	
12/2/1991	Shepherd	H	W	72	62	
12/4/1991	Bloomsburg	H	W	81	70	
1/2/1992	Pace #	N	L	38	45	
1/4/1992	Renssalaer Tech #	N	L	70	84	
1/8/1992	West Chester	A	L	71	81	
1/10/1992	Messiah %	N	W	85	72	
1/11/1992	Lebanon Valley %	N	L	70	76	
1/13/1992	Shepherd	A	L	80	88	
1/18/1992	Edinboro *	H	L	63	87	
1/20/1992	Pitt-Johnstown	H	W	75	71	
1/22/1992	Indiana (Pa.) *	H	L	58	66	
1/25/1992	Slippery Rock *	H	W	77	63	
1/27/1992	Pitt-Johnstown	A	L	79	85	
1/29/1992	California (Pa.) *	A	L	65	81	
2/1/1992	Clarion *	A	L	60	95	
2/3/1992	St. Vincent	H	L	54	60	
2/5/1992	Lock Haven *	H	W	77	61	
2/8/1992	Edinboro *	A	L	83	97	
2/12/1992	Indiana (Pa.) *	A	L	67	86	
2/15/1992	Slippery Rock *	A	W	68	64	
2/19/1992	California (Pa.) *	H	L	75	90	
2/22/1992	Clarion *	H	L	87	88	
2/26/1992	Lock Haven *	A	L	67	88	
* - PSAC West Game		^W - Shippensburg Tip-Off Tournament				
# - Florida Atlantic Tournament		% - Carlisle Kiwanis Tournament				

1992-93 (13-12, 5-7 PSAC-W)

				Result	Ship	Opp
11/20/1992	LIU Southampton ^W	H	W	90	60	
11/21/1992	Mercy ^W	H	W	101	91	
11/30/1992	Shepherd	A	W	75	72	
12/2/1992	Bloomsburg	A	L	86	96	
12/5/1992	Kutztown	H	L	70	75	
12/9/1992	West Chester	H	L	59	61	
1/5/1993	Mansfield	A	L	65	67	
1/8/1993	Dickinson %	A	W	84	59	
1/9/1993	PSU-Harrisburg %	N	W	90	48	
1/13/1993	Kutztown	A	W	61	55	
1/18/1993	Shepherd	H	W	65	56	
1/20/1993	Pitt-Johnstown	H	L	66	79	
1/23/1993	Slippery Rock *	A	W	67	63	
1/25/1993	Indiana (Pa.) *	A	L	58	79	
1/27/1993	California (Pa.) *	H	L	74	84	
1/30/1993	Clarion *	H	W	73	70	
2/3/1993	Lock Haven *	H	W	63	60	
2/6/1993	Edinboro *	A	L	75	82	
2/10/1993	Pitt-Johnstown	A	W	70	62	
2/13/1993	Slippery Rock *	H	W	74	67	
2/15/1993	Indiana (Pa.) *	H	L	66	69	
2/17/1993	California (Pa.) *	A	L	74	83	
2/20/1993	Clarion *	A	W	88	85	OT
2/24/1993	Lock Haven *	A	L	46	72	
2/27/1993	Edinboro *	H	L	81	101	
* - PSAC West Game		^W - Shippensburg Tip-Off Tournament				
% - Carlisle Kiwanis Tournament						

1993-1994 (13-13, 5-7 PSAC-W)

				Result	Ship	Opp
11/23/1993	Kutztown	H	W	73	46	
11/29/1993	Pitt-Johnstown	H	L	73	85	
12/1/1993	Bloomsburg	H	W	76	72	
12/3/1993	Wingate	H	W	79	57	
12/4/1993	District of Columbia	H	W	96	82	
12/8/1993	West Chester	A	L	64	73	
12/11/1993	Mansfield	H	W	78	58	
12/30/1993	Florida Southern	A	L	56	78	
1/3/1994	Rollins	A	L	68	78	
1/7/1994	York	A	W	78	67	
1/8/1994	Dickinson	A	W	75	66	
1/10/1994	Bloomsburg	A	L	64	72	
1/12/1994	Indiana (Pa.) *	H	L	71	82	
1/15/1994	Clarion *	A	W	77	74	OT
1/19/1994	California (Pa.) *	A	L	61	85	
1/22/1994	Edinboro *	H	L	68	78	
1/26/1994	Lock Haven *	A	L	67	87	
1/29/1994	Slippery Rock *	H	W	66	64	
1/31/1994	Kutztown	A	L	65	72	
2/5/1994	Clarion *	H	W	88	86	
2/9/1994	Indiana (Pa.) *	A	L	80	96	
2/12/1994	California (Pa.) *	H	L	68	99	
2/16/1994	Lock Haven *	H	W	82	67	
2/19/1994	Edinboro *	A	L	78	88	
2/23/1994	Pitt-Johnstown	A	W	97	85	
2/26/1994	Slippery Rock *	A	W	70	68	
* - PSAC West Game						

1994-1995 (9-17, 2-10 PSAC-W)

				Result	Ship	Opp
11/19/1994	Mansfield	H	W	71	63	
11/22/1994	Kutztown	A	L	61	81	
11/28/1994	West Chester	H	L	61	66	
11/30/1994	Bloomsburg	A	L	48	79	
12/2/1994	Wheeling Jesuit	H	W	91	84	
12/3/1994	Shepherd	H	W	80	57	
12/7/1994	West Chester	A	L	59	82	
12/10/1994	Mansfield	A	W	78	69	
1/6/1995	Messiah	N	W	74	59	
1/7/1995	Ramapo	N	W	63	59	
1/9/1995	Bloomsburg	H	L	80	93	
1/11/1995	Indiana (Pa.) *	A	L	69	98	
1/14/1995	Clarion *	H	L	71	79	
1/18/1995	California (Pa.) *	H	L	67	85	
1/21/1995	Edinboro *	A	L	73	96	
1/25/1995	Lock Haven *	H	L	78	89	
1/28/1995	Slippery Rock *	A	L	105	110	
1/30/1995	Kutztown	H	L	84	90	
2/1/1995	Pitt-Johnstown	H	W	99	91	
2/4/1995	Clarion *	A	L	81	91	
2/8/1995	Indiana (Pa.) *	H	L	68	91	
2/11/1995	California (Pa.) *	A	L	63	98	
2/15/1995	Lock Haven *	A	L	87	104	
2/18/1995	Edinboro *	H	W	74	71	
2/22/1995	Pitt-Johnstown	A	L	80	95	
2/25/1995	Slippery Rock *	H	W	108	96	
* - PSAC West Game						

1995-1996 (12-13, 4-8 PSAC-W)

				Result	Ship	Opp
11/18/1995	Shepherd	A	W	83	82	
11/21/1995	Kutztown	H	W	83	63	
11/27/1995	Pitt-Johnstown	H	L	93	97	3 OT
11/29/1995	Bloomsburg	A	L	66	76	
12/1/1995	LaRoche	H	W	91	77	
12/2/1995	Mansfield	H	W	83	69	
12/6/1995	West Chester	H	W	83	68	
12/9/1995	Bloomsburg	H	L	75	93	
12/28/1995	Barry %	A	L	72	91	
12/30/1995	Lynn %	A	L	80	83	
1/3/1996	St. Vincent	A	W	81	63	
1/5/1996	Susquehanna	N	W	96	94	
1/6/1996	Dickinson	A	W	94	72	
1/10/1996	Indiana (Pa.) *	H	L	82	90	
1/13/1996	Clarion *	A	W	97	77	
1/17/1996	California (Pa.) *	A	L	67	92	
1/20/1996	Edinboro *	H	L	83	94	
1/24/1996	Lock Haven *	A	L	83	88	
1/27/1996	Slippery Rock *	H	W	86	69	
2/3/1996	Clarion *	A	W	84	79	
2/7/1996	Indiana (Pa.) *	A	L	80	81	
2/10/1996	California (Pa.) *	H	L	63	73	
2/14/1996	Lock Haven *	A	W	85	72	
2/17/1996	Edinboro *	A	L	69	96	
2/24/1996	Slippery Rock *	A	L	82	94	
* - PSAC West Game						
^W - Wolf Bus Lines Tournament						
# - Fairmont State classic						
% - Netley College Holiday Festival						

1996-1997 (11-15, 6-6 PSAC-W)

				Result	Ship	Opp
11/15/1996	Fairmont State #	A	W	71	66	
11/16/1996	Alderson-Broadus #	N	L	80	85	
11/20/1996	Mansfield	H	L	93	99	
11/23/1996	Kutztown	A	W	83	80	OT
11/25/1996	James Madison	A	L	67	86	
12/3/1996	West Chester	A	L	58	61	
12/6/1996	Pitt-Johnstown ^W	H	L	83	93	OT
12/7/1996	Shepherd ^W	H	L	75	92	
12/28/1996	Queens %	N	W	84	76	
12/28/1996	Bentley %	A	L	68	74	
1/4/1997	Kutztown	H	W	86	60	
1/6/1997	Mansfield	A	L	62	95	
1/8/1997	Pitt-Johnstown	A	L	72	73	
1/11/1997	Slippery Rock *	A	W	80	70	
1/15/1997	Lock Haven *	H	L	63	65	OT
1/18/1997	Edinboro *	A	L	63	75	
1/22/1997	California (Pa.) *	H	W	69	68	
1/25/1997	Clarion *	A	L	61	64	
1/29/1997	Indiana (Pa.) *	A	L	59	75	
2/1/1997	Slippery Rock *	H	W	87	82	
2/5/1997	Columbia Union	H	W	86	59	
2/8/1997	Edinboro *	H	W	86	74	
2/12/1997	Lock Haven *	A	W	76	56	
2/15/1997	California (Pa.) *	A	L	59	89	
2/19/1997	Indiana (Pa.) *	H	L	83	85	
2/22/1997	Clarion *	H	W	82	69	
* - PSAC West Game		^W - Wolf Bus Lines Tournament				
# - Fairmont State classic		% - Netley College Holiday Festival				

SEASON RESULTS

1997-1998 (10-16, 3-9 PSAC-W)

				Result	Ship	Opp
11/14/1997	Shepherd #	A	L	72	80	
11/15/1997	Bloomsburg #	N	L	61	65	
11/21/1997	Randolph-Macon %	N	W	71	54	
11/22/1997	Juniata %	A	W	72	49	
11/25/1997	Kutztown	H	W	72	59	
11/28/1997	Gannon ^κ	A	L	58	78	
11/29/1997	Millersville ^κ	N	W	66	54	
12/5/1997	West Liberty ^W	H	W	68	66	
12/6/1997	West Chester ^W	H	L	57	65	
12/9/1997	Dickinson	H	W	67	60	
12/28/1997	Barry University	A	L	66	86	
12/30/1997	Lynn University	A	L	70	75	
1/3/1998	Kutztown	A	L	58	67	
1/10/1998	Slippery Rock *	H	L	53	88	
1/14/1998	Lock Haven *	A	W	58	57	
1/17/1998	Edinboro *	H	L	75	84	
1/21/1998	California (Pa.) *	A	L	55	89	
1/24/1998	Clarion *	A	L	61	81	
1/28/1998	Indiana (Pa.) *	H	L	54	58	
1/31/1998	Slippery Rock *	A	L	69	84	
2/4/1998	Columbia Union	A	W	89	73	
2/7/1998	Edinboro *	A	L	70	80	
2/11/1998	Lock Haven *	H	W	85	72	
2/14/1998	California (Pa.) *	H	L	62	75	
2/18/1998	Indiana (Pa.) *	A	L	65	72	
2/21/1998	Clarion *	H	W	55	52	
* - PSAC West Game		^W - Wolf Bus Lines Tournament				
# - Shepherd Tournament		% - Juniata Tournament				
^κ - Gannon Tournament						

1998-1999 (8-18, 2-10 PSAC-W)

				Result	Ship	Opp
11/13/1998	Longwood ^W	N	W	62	57	
11/14/1998	West Chester ^W	A	L	44	57	
11/18/1998	East Stroudsburg	H	L	68	70	
11/20/1998	Shepherd #	H	L	68	86	
11/21/1998	Longwood #	H	W	66	39	

SEASON RESULTS

1999-2000 (11-16, 1-11 PSAC-W)

			Result	Ship	Opp
11/19/1999	Central Washington	^w H	L	70	107
11/20/1999	East Stroudsburg	^w H	W	69	56
11/22/1999	Lebanon Valley	A	L	60	72
11/29/1999	Millersville	H	L	53	60
12/1/1999	Columbia Union	A	W	88	70
12/3/1999	Pitt-Johnstown	N	L	70	82
12/4/1999	East Stroudsburg	A	W	61	57
12/6/1999	Dickinson	H	W	70	64
12/8/1999	Millersville	A	L	57	71
1/3/2000	Kutztown	H	W	59	52
1/5/2000	Bloomsburg	H	L	86	88 OT
1/8/2000	Lycoming	H	W	81	77
1/12/2000	Indiana (Pa.) *	H	L	73	78
1/15/2000	Clarion *	A	L	60	90
1/19/2000	California (Pa.) *	A	L	48	84
1/22/2000	Edinboro *	H	L	62	65
1/26/2000	Lock Haven *	A	L	64	70
1/29/2000	Slippery Rock *	H	L	61	78
1/31/2000	West Chester	H	L	64	79
2/2/2000	Mt. Aloysius	H	L	82	83 OT
2/5/2000	Clarion *	H	L	68	77
2/9/2000	Indiana (Pa.) *	A	L	63	71
2/12/2000	California (Pa.) *	H	L	72	85
2/16/2000	Lock Haven *	H	W	89	73
2/19/2000	Edinboro *	A	L	61	84
2/26/2000	Slippery Rock *	A	L	57	83
* - PSAC West Game		^w - Wolf Bus Lines Tournament			
# - East Stroudsburg Tournament					

2000-2001 (11-16, 6-6 PSAC-W)

			Result	Ship	Opp
11/17/2000	Lambton (Canada)	^w H	W	77	63
11/18/2000	College of W. Va.	^w H	W	92	84
11/21/2000	Bloomsburg	A	L	66	107
12/2/2000	Millersville	A	L	63	75
12/5/2000	Dickinson	A	L	71	76
12/6/2000	East Stroudsburg	A	W	72	65
12/20/2000	Kutztown	A	L	66	74
12/29/2000	Gannon #	A	L	71	86
12/30/2000	Westminster #	N	L	88	98
1/6/2001	Mansfield	H	L	61	84
1/7/2001	Bloomsburg	H	L	69	74
1/10/2001	Clarion *	H	L	58	72
1/13/2001	Cheyney	H	L	72	85
1/14/2001	West Chester	H	W	84	75
1/17/2001	Indiana (Pa.) *	A	W	86	76
1/20/2001	Edinboro *	A	W	71	70
1/24/2001	California (Pa.) *	H	W	70	68
1/27/2001	Slippery Rock *	A	W	65	50
1/31/2001	Lock Haven *	H	W	74	73
2/3/2001	Clarion *	A	L	81	89
2/7/2001	Indiana (Pa.) *	H	L	70	78
2/10/2001	California (Pa.) *	A	L	77	98
2/14/2001	Lock Haven *	A	L	73	87
2/17/2001	Edinboro *	H	W	95	84
2/23/2002	Pitt-Johnstown	H	W	95	74
2/24/2001	Slippery Rock *	H	L	78	81
2/27/2001	Edinboro ^p	A	L	81	99
* - PSAC West Game		^w - Wolf Bus Lines Tournament			
# - Gannon Tournament		^p - PSAC Tournament			

2001-2002 (9-17, 3-9 PSAC-W)

			Result	Ship	Opp
11/16/2001	Felician ^w	H	W	78	67
11/17/2001	West Liberty State ^w	H	W	74	64
11/20/2001	East Stroudsburg	A	W	64	55
12/1/2001	Millersville	H	W	81	77 OT
12/4/2001	Dickinson	H	W	80	72
12/19/2001	Mansfield	A	L	67	74
12/20/2001	Bloomsburg	A	L	73	83
12/28/2001	Hillsdale #	A	L	72	83
12/29/2001	Northern Michigan #	N	L	40	60
1/5/2002	East Stroudsburg	H	W	83	51
1/6/2002	Kutztown	H	L	62	64
1/9/2002	Clarion *	A	L	42	72
1/12/2002	Cheyney	A	L	65	82
1/13/2002	West Chester	A	L	51	77
1/16/2002	Indiana (Pa.) *	H	L	57	92
1/19/2002	Edinboro *	H	L	66	74
1/23/2002	California (Pa.) *	A	L	68	91
1/26/2002	Slippery Rock *	H	L	73	74
1/30/2002	Lock Haven *	A	L	46	56
2/2/2002	Clarion *	H	W	79	74
2/6/2002	Indiana (Pa.) *	A	L	56	63
2/9/2002	California (Pa.) *	H	L	56	76
2/13/2002	Lock Haven *	H	W	91	83
2/16/2002	Edinboro *	A	L	75	83
2/20/2002	Pitt-Johnstown	A	L	54	57
2/23/2002	Slippery Rock *	A	W	65	62
* - PSAC West Game		^w - Wolf Bus Lines Tournament			
# - Hillsdale Tournament					

2002-2003 (8-19, 4-8 PSAC-W)

			Result	Ship	Opp
11/22/2002	Barton ^w	H	L	86	95
11/23/2002	Kutztown ^w	H	W	79	70
11/26/2002	Shepherd	A	L	72	78
12/4/2002	Dickinson	A	W	84	68
12/6/2002	East Stroudsburg	A	W	98	95 OT
12/7/2002	Bloomsburg	A	L	70	81
12/18/2002	Fairmont State	H	L	63	79
12/21/2002	West Chester	H	L	79	81
12/22/2002	Millersville	H	W	78	71
12/28/2002	Incarnate Word	A	L	64	76
12/30/2002	St. Mary's (Tex.)	A	L	68	80
1/4/2003	Cheyney	A	L	67	78
1/5/2003	Kutztown	A	L	68	76
1/8/2003	Pitt-Johnstown	H	L	57	60
1/12/2003	Mansfield	H	L	76	90
1/18/2003	Slippery Rock *	A	W	68	58
1/22/2003	Lock Haven *	A	L	72	78
1/25/2003	Edinboro *	A	L	58	70
1/29/2003	California (Pa.) *	H	L	45	46
2/1/2003	Clarion *	A	W	67	66
2/5/2003	Indiana (Pa.) *	A	L	72	90
2/8/2003	Slippery Rock *	H	L	51	62
2/15/2003	Edinboro *	H	L	60	71
2/19/2003	Lock Haven *	A	L	72	79
2/22/2003	California (Pa.) *	A	L	61	80
2/26/2003	Indiana (Pa.) *	H	W	90	82
3/1/2003	Clarion *	H	W	98	96
* - PSAC West Game		^w - Wolf Bus Lines Tournament			

2003-2004 (10-17, 2-10 PSAC-W)

			Result	Ship	Opp
11/15/2003	Davis & Elkins	H	W	75	58
11/21/2003	Catawba ^w	H	W	76	60
11/22/2003	Barton ^w	H	L	50	63
11/25/2003	Shepherd	H	W	79	72
12/1/2003	East Stroudsburg	A	W	74	71
12/3/2003	Bloomsburg	A	W	85	67
12/5/2003	Cheyney	H	L	67	75
12/6/2003	Kutztown	H	W	85	68
12/16/2003	Fairmont State	A	L	72	82
12/18/2003	Mansfield	A	L	60	72
1/3/2004	East Stroudsburg	H	L	77	79 OT
1/4/2004	Bloomsburg	H	L	62	68 OT
1/7/2004	Pitt-Johnstown	A	W	70	66 OT
1/10/2004	West Chester	A	L	52	77
1/11/2004	Millersville	A	W	79	76
1/17/2004	Slippery Rock *	H	L	57	70
1/21/2004	Lock Haven *	A	L	57	60
1/24/2004	Edinboro *	H	L	50	63
1/28/2004	California (Pa.) *	A	L	57	73
1/31/2004	Clarion *	A	L	64	71
2/4/2004	Indiana (Pa.) *	H	L	74	79
2/7/2004	Slippery Rock *	A	L	82	86
2/14/2004	Edinboro *	A	L	52	54
2/18/2004	Lock Haven *	H	W	64	45
2/21/2004	California (Pa.) *	H	L	61	74
2/25/2004	Indiana (Pa.) *	A	W	55	53
2/28/2004	Clarion *	H	L	39	52
* - PSAC West Game		^w - Wolf Bus Lines Tournament			

2004-05 (18-11, 7-5 PSAC-W)

			Result	Ship	Opp
11/19/2004	West Liberty ^w	H	W	80	74
11/20/2004	St. Rose ^w	H	W	60	56
11/26/2004	Hillsdale #	N	L	54	58
11/27/2004	Seattle Pacific #	N	L	69	90
11/28/2004	Hawaii Hilo #	A	L	59	63
12/4/2004	West Chester	A	W	50	46
12/8/2004	Kutztown	A	L	58	80
12/21/2004	East Stroudsburg	H	W	70	45
12/22/2004	Mansfield	H	W	79	68
12/28/2004	Lincoln Memorial %	N	W	86	66
12/29/2004	Ashland %	A	L	69	75
1/5/2005	Pitt-Johnstown	H	W	59	57
1/9/2005	Bloomsburg	H	W	78	63
1/12/2005	Clarion *	H	W	61	57
1/15/2005	Cheyney	A	W	72	58
1/16/2005	Millersville	A	W	77	70
1/22/2005	Indiana (Pa.) *	H	W	76	69
1/26/2005	Lock Haven *	A	W	71	61
1/29/2005	Slippery Rock *	H	W	68	55
2/2/2005	California (Pa.) *	A	L	45	51
2/5/2005	Edinboro *	A	L	50	72
2/7/05	Clarion *	A	L	57	64
2/12/2005	Indiana (Pa.) *	A	L	44	69
2/16/2005	Lock Haven *	H	W	73	31
2/19/2005	Slippery Rock *	A	W	69	53
2/23/2005	California (Pa.) *	H	W	64	49
2/26/2005	Edinboro *	H	L	58	75
3/1/2005	Clarion ^p	A	W	56	51
3/4/2005	Millersville ^p	A	L	50	73
* - PSAC West Game		^w - Wolf Bus Lines Tournament			
# - Hilo Shootout		% - AmeriHost Classic			
^p - PSAC Tournament					

SEASON RESULTS

2005-06 (24-7, 11-1 PSAC-W)

			Result	Ship	Opp
11/15/2005	Ohio Valley	A	L	62	64 OT
11/22/2005	Shepherd	H	W	77	47
11/28/2005	East Stroudsburg	H	W	58	45
11/30/2005	Seton Hill	H	W	72	59
12/3/2005	West Chester	H	W	57	46
12/4/2005	Kutztown	H	W	77	61
12/7/2005	Ohio Valley	H	W	86	72
12/10/2005	Bloomsburg	H	W	66	45
12/17/2005	Ohio	A	L	57	73
12/20/2005	East Stroudsburg	A	W	81	75
12/21/2005	Mansfield	A	W	70	68
1/4/2006	Pitt-Johnstown	A	L	49	61
1/8/2006	Bloomsburg	A	W	83	43
1/11/2006	Clarion *	A	W	62	55
1/14/2006	Cheyney	H	L	58	62
1/15/2006	Millersville	H	W	69	61
1/21/2006	Indiana (Pa.) *	A	W	72	69 OT
1/25/2006	Lock Haven *	H	W	83	60
1/29/2006	Slippery Rock *	A	W	79	55
2/1/2006	California (Pa.) *	H	W	61	51
2/4/2006	Edinboro *	H	W	59	47
2/6/2006	Clarion *	H	W	75	52
2/11/2006	Indiana (Pa.) *	H	W	83	80 2OT
2/15/2006	Lock Haven *	A	W	79	54
2/18/2006	Slippery Rock *	H	W	77	34
2/22/2006	California (Pa.) *	A	L	53	59
2/25/2006	Edinboro *	A	W	71	66
2/28/2006	Indiana (Pa.) ^p	H	W	66	61
3/3/2006	Mansfield ^p	N	W	72	65
3/4/2006	Edinboro ^p	N	L	51	52
3/11/2006	Mount Olive ⁿ	N	L	83	86
* - PSAC West Game		^p - PSAC Tournament			
ⁿ - NCAA Tournament					

2006-07 (17-14, 8-4 PSAC-W)

			Result	Ship	Opp
11/10/06	South Dakota	N	L	73	78 OT
11/10/06	S. Carolina-Aiken	N	L	60	63
11/12/06	Wisconsin-Parkside	N	L	66	73
11/15/06	Millersville	H	W	69	67
11/17/06	Alderson-Broadus	N	W	62	61
11/18/06	Bloomfield	N	W	86	68
11/21/06	Shepherd	A	L	51	60

2007-08 (8-19, 2-10 PSAC-W)

			Result	Ship	Opp
11/17/2007	Alderson-Broaddus	H	W	79	77 OT
11/20/2007	Shepherd	H	L	56	66
11/25/2007	Alderson-Broaddus	A	L	74	82
11/28/2007	Millersville	A	L	70	87
12/1/2007	Kutztown	H	W	79	64
12/2/2007	East Stroudsburg	H	L	56	58
12/4/2007	Chestnut Hill	H	W	82	66
12/6/2007	Shenandoah	H	L	68	76
12/8/2007	Neumann	H	W	67	57
12/18/2007	Bloomsburg	A	W	71	64
12/19/2007	Mansfield	A	L	72	73
1/2/2008	Pittsburgh-Johnstown	A	L	85	87
1/5/2008	West Chester	H	L	63	68
1/6/2008	Millersville	H	W	79	73
1/13/2008	Cheyney	A	L	47	75
1/16/2008	Lock Haven	H	L	78	81 OT
1/19/2008	Edinboro	H	L	64	71
1/23/2008	California (Pa.)	H	L	57	69
1/26/2008	Clarion	A	L	80	89
1/30/2008	Indiana (Pa.)	A	L	63	74
2/2/2008	Slippery Rock	A	L	72	74
2/9/2008	Edinboro	A	L	62	70
2/13/2008	Lock Haven	A	L	74	81
2/16/2008	Clarion	H	L	62	84
2/20/2008	California (Pa.)	A	L	60	71
2/23/2008	Slippery Rock	H	W	69	48
2/27/2008	Indiana (Pa.)	H	W	72	62

2008-09 (12-15, 4-10 PSAC-E)

			Result	Ship	Opp
11/17/2008	Lock Haven	H	W	63	45
11/19/2008	Goldey-Beacom	A	W	75	64
11/25/2008	Shepherd	A	W	74	68
12/01/2008	Pittsburgh-Johnstown	H	W	71	70
12/05/2008	Chestnut Hill	H	W	66	62
12/06/2008	Queens	H	L	68	78
12/20/2008	Lock Haven	H	W	76	75
12/29/2008	Seton Hill	A	W	69	50
12/30/2008	Gannon	A	L	45	76
01/03/2009	Mercyhurst	H	W	66	72
01/04/2009	Slippery Rock	H	W	70	69
01/10/2009	Indiana (PA)	A	L	64	71
01/11/2009	California (PA)	A	L	60	70
01/14/2009	Mansfield	A	L	63	76
01/17/2009	East Stroudsburg	H	L (OT)	84	88
01/21/2009	Millersville	A	W	80	67
01/24/2009	Kutztown	H	L	68	69
01/29/2009	Bloomsburg	A	W	60	58
01/31/2009	Cheyney	A	L	51	62
02/04/2009	West Chester	H	L	58	70
02/07/2009	Mansfield	H	L	62	64
02/11/2009	Millersville	H	W	74	45
02/14/2009	East Stroudsburg	A	L	63	64
02/18/2009	Bloomsburg	H	W	64	55
02/21/2009	Kutztown	A	L	75	103
02/25/2009	West Chester	A	L	72	77
02/28/2009	Cheyney	H	L	61	70

2009-10 (12-15, 5-9 PSAC-E)

			Result	Ship	Opp
11/15/2009	Lock Haven	A	W	61	53
11/20/2009	PSU - G. Allegheny	H	W	96	49
11/21/2009	Mercy (N.Y.)	H	W	74	47
11/24/2009	Wilmington (Del.)	A	W	63	53
11/30/2009	Goldy-Beacom	H	L	80	89 OT
12/2/2009	Lock Haven	H	W	71	58
12/8/2009	Shepherd	H	W	74	57
12/12/2009	Washington Adventist	N	L	64	67
12/13/2009	Virginia Union	N	L	58	74
1/2/2010	Mercyhurst	A	L	64	76
1/3/2010	Slippery Rock	A	W	77	74
1/9/2010	Indiana (Pa.)	H	L	62	73
1/10/2010	California (Pa.)	H	L	64	67
1/13/2010	Mansfield	H	L	53	67
1/16/2010	East Stroudsburg	A	L	47	74
1/20/2010	Millersville	H	W	68	61
1/23/2010	Kutztown	A	L	67	82
1/27/2010	Bloomsburg	H	L	44	59
1/30/2010	Cheyney	H	L	67	72
2/3/2010	West Chester	A	W	63	61
2/6/2010	Mansfield	A	W	71	63
2/13/2010	East Stroudsburg	H	L	73	83
2/15/2010	Millersville	A	L	71	79
2/17/2010	Bloomsburg	A	L	68	82
2/20/2010	Kutztown	H	W	87	83
2/24/2010	West Chester	H	L	84	92
2/27/2010	Cheyney	A	W	73	71

2010-11 (9-17, 4-10 PSAC-E)

			Result	Ship	Opp
11/15/2010	Goldey-Beacom	A	L	71	84
11/19/2010	Nyack	H	W	74	70
11/20/2010	Philadelphia	H	L	55	68
11/23/2010	Wilmington (Del.)	H	W	78	64
12/1/2010	Central Penn	H	W	84	47
12/3/2010	Felician	N	L	59	70
12/4/2010	Edinboro	N	L	57	64
12/7/2010	Shepherd	A	L	67	79
1/3/2011	Edinboro	A	L	67	78
1/4/2011	Lock Haven	A	W	72	47
1/8/2011	Clarion	H	W	69	63
1/9/2011	Gannon	H	L	72	85
1/12/2011	Kutztown	H	L	75	84
1/15/2011	Cheyney	A	L	79	80
1/19/2011	Bloomsburg	A	W	74	72
1/22/2011	Mansfield	H	L	62	69
1/27/2011	West Chester	H	L	70	82
1/29/2011	East Stroudsburg	A	W	76	72
2/2/2011	Millersville	H	L	63	72
2/6/2011	Kutztown	A	W	87	84
2/9/2011	Bloomsburg	H	L	81	94
2/12/2011	Cheyney	H	L	72	78
2/16/2011	West Chester	A	L	58	56
2/19/2011	Mansfield	A	L	68	96
2/23/2011	Millersville	A	W	75	69
2/26/2011	East Stroudsburg	H	L	61	68

All PSAC Selections

Western Division First Team

2006-07	Chuck Davis
2005-06	Chuck Davis
2004-05	Chuck Davis
1997-98	Wayne Morris
1996-97	Kevin Lee
1995-96	Kevin Lee
1993-94	Brian Rehm
1991-92	Matt Markle
1990-91	Keith Hill
1988-89	Keith Hill

Eastern Division First Team

1984-85	Parish Pettry
1980-81	Brian Cozzens
1978-79	John Whitmer
1977-78	John Whitmer
1975-76	Leroy Stowbridge
1974-75	Leroy Stowbridge

Western Division Second Team

2007-08	Derrick Graff
2006-07	Todd Johnson
2005-06	Todd Johnson
2002-03	Ron Banks
2000-01	Ron Banks
1998-99	Wayne Morris
1997-98	Tyrone Burton
1996-97	Wayne Morris
1995-96	Rich Rhinehart
1994-95	Kevin Lee
1992-93	Tim Naylor
1990-91	Matt Markle
1989-90	Keith Hill

Eastern Division Second Team

1986-87	Steve Korr
1985-86	Rick Jackson
1984-85	Rick Jackson
1983-84	Parish Pettry
1980-81	Ed Henninger
1978-79	Keith White
1977-78	Keith White

PSAC Western Division Player of the Year

2005-06	Chuck Davis
---------	-------------

PSAC Western Division Rookie of the Year

2004-05	Ryan Kraft
1991-92	Brian Rehm
1989-90	Chris Kauffman

Shippensburg Coach Awards

PSAC Coach of the Year

1990-91	Rodger Goodling
---------	-----------------

PSAC Western Division Coach of the Year

2005-06	Dave Springer
1990-91	Rodger Goodling

PSAC Eastern Division Coach of the Year

1981-82	Rodger Goodling
---------	-----------------



Leroy Stowbridge, 1974-77



Keith White, 1976-80



Ed Henninger, 1978-79

SCORING

Year	Name	G	Pts.	Avg
1964-65	Reggie Weiss	19	517	27.2 *
1965-66	Ken Miller	21	551	26.2
1966-67	Dennis Morrow	21	293	13.9
1967-68	John Smith	32	479	20.8
1968-69	John Smith	21	343	16.3
1969-70	John Smith	23	547	23.8
1970-71	Ron Moore	22	549	24.9
1971-72	Tony Kinney	24	361	15.0
1972-73	Darrel Barrick	23	218	9.5
1973-74	Don King	23	321	13.9
1974-75	Don King	20	297	14.8
1975-76	Leroy Stowbridge	26	415	15.9
1976-77	Randy Stetler	25	362	14.5
1977-78	Keith White	23	369	16.0
1978-79	John Whitmer	27	443	16.4
1979-80	Brian Cozzens	28	453	16.2
1980-81	Brian Cozzens	25	428	17.1
1981-81	Brian Cozzens	27	541	20.0
1982-83	Rich Dyer	27	651	24.1
1983-84	Parrish Petry	28	409	14.6
1984-85	Parrish Petry	24	403	16.8
1985-86	Dale Lay	26	358	13.8
1986-87	Steve Korr	25	301	12.0
1987-88	Tim Shaheen	27	339	12.6
1988-89	Keith Hill	28	403	14.4
1989-90	Keith Hill	26	338	14.9
1990-91	Keith Hill	31	652 *	21.0
1991-92	Matt Markle	26	494	19.0
1992-93	Brian Rehm	25	339	13.6
1993-94	Brian Rehm	26	430	16.5
1994-95	Kevin Lee	26	487	18.7
1995-96	Kevin Lee	25	479	19.2
1996-97	Kevin Lee	26	406	15.6
1997-98	Wayne Morris	24	460	19.2
1998-99	Wayne Morris	18	357	19.8
1999-00	Jason Lester	26	278	10.7
	Tom Roth	21	262	12.5
2000-01	Ron Banks	26	265	10.2
	Aleksandar Pavlovic	20	230	11.5
2001-02	Ron Banks	19	281	14.8
2002-03	Ron Banks	26	497	19.1
2003-04	Charles Jones	26	294	11.3
2004-05	Chuck Davis	28	475	17.0
2005-06	Chuck Davis	31	605	19.5
2006-07	Chuck Davis	31	538	17.4
2007-08	Alex Jones	27	358	13.3
2008-09	Derrick Graff	27	367	13.6
2009-10	Will Royal	19	210	11.1
2010-11	Craig Van Scyoc	26	280	10.8
	Will Royal	18	228	12.7

STEALS

Year	Name	G	No.	Avg.
1985-86	Rick Jackson	26	48	1.8
1986-87	Dirk Shultz	26	37	1.4
1987-88	Tim Shaheen	27	53	1.9
1988-89	Leon Howard	28	42	1.5
1989-90	Mike Driscoll	27	50	1.9
1990-91	Mike Driscoll	31	74	2.4
1991-92	Tim Naylor	26	32	1.2
1992-93	Buster Jones	24	38	1.6
1993-94	Karriem Parker	26	58	2.2
1994-95	Karriem Parker	26	48	1.8
1995-96	Rich Rhinehart	25	51	2.0
1996-97	Wayne Morris	26	47	1.8
1997-98	Wayne Morris	24	46	1.9
1998-99	Jason Lester	26	44	1.7
1999-00	Jason Lester	26	42	1.6
2000-01	Ron Banks	26	46	1.8
2001-02	Alston Ellis	26	48	1.8
2002-03	Ron Banks	26	42	1.8
2003-04	Marcus Hudson	27	76 *	2.8 *
2004-05	Chuck Davis	28	53	1.9
2005-06	Marcus Hudson	30	56	1.9
2006-07	Chuck Davis	31	73	2.4
2007-08	Alex Jones	27	46	1.7
2008-09	Ryan Kraft	26	34	1.3
2009-10	Lamar Jackson	26	34	1.3
2010-11	Jordan Straszyszyn	25	19	0.7

BLOCKED SHOTS

Year	Name	G	No.	Avg.
1985-86	Steve Korr	24	17	0.7
1986-87	Steve Korr	25	25	1.0
1987-88	Keith Hill	28	41	1.5
1988-89	Keith Hill	28	78	2.8 *
1989-90	Keith Hill	26	30	1.2
1990-91	Keith Hill	31	82 *	2.6
1991-92	Tim Naylor	26	23	0.9
1992-93	Tim Naylor	25	31	1.3
1993-94	Kenyatte Mason	25	25	1.0
1994-95	Kevin Lee	26	21	0.8
1995-96	Wayne Morris	25	25	1.0
1996-97	Wayne Morris	26	45	1.7
1997-98	Wayne Morris	24	44	1.8
1998-99	Wayne Morris	18	23	1.3
1999-00	Greg Pearson	26	17	0.6
2000-01	Brian Anderson	26	27	1.0
2001-02	Rich Richardson	26	16	0.6
2002-03	Jerome Goodman	24	35	1.5
2003-04	Todd Johnson	25	21	0.8
2004-05	Seth Scott	29	37	1.3
2005-06	Seth Scott	28	45	1.6
2006-07	Chuck Davis	31	31	1.0
2007-08	Derrick Graff	27	33	1.2
2008-09	Derrick Graff	27	47	1.7
2009-10	Will Royal	19	9	0.5
2010-11	Dylan Edgar	26	23	0.9

ASSISTS

Year	Name	G	No.	Avg
1964-65	Art Tanceyhill	20	148	7.4
1965-66	Jim Martin	21	171	8.1
1966-67	NA			
1967-68	Dennis Morrow	21	82	3.9
1968-69	NA			
1969-70	NA			
1970-71	Dennis King	23	119	5.2
1971-72	Dennis King	24	93	3.9
1972-73	Greg Reich	23	58	2.5
1973-74	Joe Barlow	23	68	2.9
1974-75	Joe Barlow	20	70	3.5
1975-76	Ernie Hayes	26	133	5.1
1976-77	Matt Jones	25	52	2.1
1977-78	Matt Jones	23	72	3.1
1978-79	Guy Glimp	26	105	3.8
1979-80	Guy Glimp	26	91	3.5
1980-81	Rich Dyer	22	83	3.8
1981-82	Rich Dyer	27	122	4.5
1982-83	Tom Triggs	27	99	3.7
1983-84	Rick Jackson	22	121	5.5
1984-85	Rick Jackson	25	143	5.7
1985-86	Rick Jackson	26	176	6.8
1986-87	Tim Shaheen	26	62	2.4
1987-88	Tim Shaheen	27	138	5.1
1988-89	Leon Howard	28	112	4.0
1989-90	Chris Kauffman	27	102	3.8
1990-91	Chris Kauffman	28	114	4.1
1991-92	Terry Dudley	26	111	4.3
1992-93	Karriem Parker	23	90	3.9
1993-94	Karriem Parker	26	176	6.8
1994-95	Karriem Parker	26	126	4.8
1995-96	Rich Rhinehart	25	68	2.7
1996-97	Tyrone Burton	26	89	3.4
1997-98	Tyrone Burton	26	87	3.3
1998-99	Mike Nestor	26	92	3.5
1999-00	Ron Banks	25	78	3.1
2000-01	Ron Banks	26	85	3.3
2001-02	Jeff Madara	26	79	3.0
2002-03	Ron Banks	26	100	3.8
2003-04	Marcus Hudson	27	152	5.6
2004-05	Marcus Hudson	29	99	3.4
2005-06	Marcus Hudson	30	113	3.8
2006-07	Alex Jones	31	84	2.7
2007-08	Alex Jones	27	106	3.9
2008-09	Stephon Draper	25	79	3.2
2009-10	Lamar Jackson	26	86	3.3
2010-11	Jaren Gembe	26	104	4.0

REBOUNDING

Year	Name	G	Reb.	Avg.
1964-65	Ken Miller	20	298	14.9
1965-66	Jeff Kane	21	276	13.1
1966-67	Dick Williams	21	384 *	18.3 *
1967-68	John Smith	23	221	9.6
1968-69	John Smith	21	171	8.1
1969-70	John Smith	23	198	8.3
1970-71	Tony Kinney	23	198	8.6
1971-72	Charlie Fickes	23	190	8.3
1972-73	Darrel Barrick	23	219	9.5
1973-74	Dale Reilly	23	204	8.9
1974-75	Dale Reilly	20	182	9.1
1975-76	Leroy Stowbridge	26	278	10.7
1976-77	Leroy Stowbridge	25	204	8.1
1977-78	John Whitmer	23	227	9.9
1978-79	John Whitmer	27	257	9.5
1979-80	Brian Cozzens	28	320	11.4
1980-81	Brian Cozzens	25	207	8.3
1981-82	Brian Cozzens	27	270	10.0
1982-83	Lee Holmes	27	142	5.3
1983-84	Anthony Abron	28	177	6.3
1984-85	Dale Lay	25	187	7.5
1985-86	Dale Lay	26	191	7.3
1986-87	Dirk Schultz	26	184	7.1
1987-88	Keith Hill	28	265	9.5
1988-89	Keith Hill	28	241	8.6
1989-90	Keith Hill	26	252	9.7
1990-91	Keith Hill	31	360	11.6
1991-92	Tim Naylor	26	160	6.2
1992-93	Tim Naylor	25	185	7.4
1993-94	Brian Rehm	26	179	6.9
1994-95	Kevin Lee	26	307	11.8
1995-96	Kevin Lee	25	264	10.6
1996-97	Kevin Lee	26	232	8.9
1997-98	Wayne Morris	24	231	9.6
1998-99	Wayne Morris	18	168	9.3
1999-00	Tom Roth	21	156	7.4
2000-01	Tom Roth	24	148	6.2
2001-02	Alston Ellis	26	117	4.5
2002-03	Jerome Goodman	24	159	6.6
2003-04	Todd Johnson	25	165	6.6
2004-05	Chuck Davis	28	155	5.5
2005-06	Chuck Davis	31	157	5.1
2006-07	Khalil Abdus-Salaam	30192	6.4	
2007-08	Derrick Graff	27	203	7.5
2008-09	Derrick Graff	27	217	8.0
2009-10	Will Royal	19	132	6.9
2010-11	Will Royal	18	132	7.3



Brian Cozzens, 1978-82



Keith Hill, 1987-91



Karriem Parker, 1999-2003

Individual Records

MOST POINTS SCORED

Game:
46, Rich Dyer vs. Millersville (1982-83)
45, Reggie Weiss vs. Shepherd (1964-65)
45, John Smith vs. Mansfield (1969-70)
Season: 652, Keith Hill (1990-91)
Career: 1,780, Keith Hill (1987-91)

HIGHEST AVERAGE POINTS PER GAME

Season:
27.2, Reggie Weiss (1964-65, 517 in 19)
26.2, Ken Miller (1965-66, 551 in 21)
24.9, Ron Moore (1970-71, 549 in 22)
24.1, Rich Dyer (1982-83, 651 in 27)
23.9, John Smith (1969-70, 547 in 23)
Career:
20.4, John Smith (1967-70, 1369 in 67)
18.9, Ken Miller (1962-66, 1606 in 85)

MOST FIELD GOALS ATTEMPTED

Season:
505, Chuck Davis (2005-06)
498, Chuck Davis (2006-07)
468, Ron Moore (1970-71)
Career:
1,321, Ken Miller (1962-66)
1,585, Chuck Davis (2003-2007)

MOST FIELD GOALS MADE

Game:
20, John Smith vs. Mansfield (1969-70)
20, Rich Dyer vs. Millersville (1982-83)
Season: 272, Keith Hill (1990-91)
Career: 729, Keith Hill (1987-91)

HIGHEST FIELD GOAL PERCENTAGE

Game (10 att.):
100.0, Brian Rehm vs. Clarion (1991-92, 11-11)
Season:
(150 att.): 62.1, Galen Wyrick (1959-60, 100-161)
(300 att.): 61.0, Keith Hill (1990-91, 272-446)
Career: 57.7, Keith Hill (1987-91, 787-1264)

MOST 3-POINT FIELD GOAL ATTEMPTS

Game: 18, Alex Jones at UPJ (01/02/08)
Season: 209, Alex Jones (2007-08)
Career: 408, Matt Markle (1988-92)

MOST 3-POINT FIELD GOALS MADE

Game: (Tie) 8, Karriem Parker vs. Slippery Rock (1994-95), Alex Jones (2007-08) at IUP 01/02/08
Season: (Tie) 71, Matt Markle (1990-91), Alex Jones (2007-08)
Career: 202, Matt Markle (1988-92)

HIGHEST 3-POINT FIELD GOAL PERCENTAGE

Game (8 att.): 80.0, Karriem Parker vs. Slippery Rock (1994-95, 8-10)
Season: (50 att.): 52.2, Matt Markle (1990-91, 71-136)
Career: (130 att.): 49.5, Matt Markle (1988-92, 202-408)



Rich Dyer, 1979-80

Team Records

Highest Winning Pct.: .842 (1911-1912, 16-3)
Best Season Since 1926-27 (when SU became a four-year school): .783 (18-5, 1959-60)
Most Games Won: 24 (2005-06); 20 (1990-91)
Most Games Lost: 20 (1969-70)
Most Points Scored: 2,396 (1990-91)
Highest Avg. Points Per Game: 83.8 (1964-65)
Fewest Points Per Game (since WWII): 54.0 (1948-49)
Best Shooting Percentage: 51.9 (1980-81)
Best Free Throw Percentage: 71.8 (1979-80)
Most Points Scored in One Game : 116 vs. Messiah, 1/26/76
Most Assists: 530 (1990-91)

MOST FREE THROW ATTEMPTS:

Game: 20, Bob Reese vs. West Chester (1953-54)
Season: 209, Brian Cozzens (1981-82)
Career: 623, Brian Cozzens (1978-82)

MOST FREE THROWS MADE:

Game:
16, Bob Reese vs. West Chester (1953-54)
16, Brian Cozzens vs. Mansfield (1981-82)
16, Brian Cozzens vs. Millersville (1981-82)
Season: 157, Brian Cozzens (1981-82)
Career: 479, Brian Cozzens (1981-82)

HIGHEST FREE THROW PERCENTAGE

Game (12 att.):
100.0, Brian Rehm vs. Clarion (1992-93, 12-12)
100.0, Tyrone Burton vs. Pitt-Johnstown (1996-97, 12-12)
Season:
(100 att.): 85.7, Matt Markle (1991-92, 96-112)
(150 att.): 79.9 Brian Cozzens (1979-80, 127-159)
Career:
(200 att.): 81.4, Randy Stetler (1974-77, 188-231)
(400 att.): 77.8, Denny Morrow (1965-69, 350-450)

MOST CONSECUTIVE FREE THROWS MADE

Season: 27, Randy Stetler (1976-77)

MOST REBOUNDS

Game: 32, Ken Miller vs. Baltimore (1964-65)
Season: 384, Dick Williams (1966-67)
Career: 1118, Keith Hill (1987-91)

MOST REBOUNDS PER GAME

Season: 18.3, Dick Williams (384 in 21 games)
Career: 11.6, Ken Miller (984 in 85 games)

MOST ASSISTS

Game: 16, Jim Martin vs. Bloomsburg (1965-66)
Season:
198, Art Taneyhill (1962-65)
176, Rick Jackson (1985-86)
176, Karriem Parker (1993-94)
Career:
580, Art Taneyhill (1961-65)
448, Karreim Parker (1991-95)

MOST ASSISTS PER GAME

Season: 9.0, Art Taneyhill (1962-63, 198)
Heiges Field House Season Record:
6.8, Rick Jackson (1985-86, 176)
6.8, Karriem Parker (1993-94, 176)
Career:
6.9, Art Taneyhill (1961-65, 580)
6.0, Rick Jackson (1984-86, 440)

MOST BLOCKED SHOTS

Game: 7, Leroy Stowbridge vs. Mansfield (1973-74)
Season: 82, Keith Hill (1990-91)
Career: 231, Keith Hill (1987-91)

MOST STEALS

Game: 7, Jason Lester vs. East Stroudsburg, 11/18/98
Season: 76, Marcus Hudson (2003-04)
Career:
196, Marcus Hudson (2002-06)
171, Karriem Parker (1991-95)



Wayne Morris, 1995-99



Chuck Davis with Coach Springer



Keith Hill (pictured here in 2009 with Rodger Goodling)

**Red Raider 1,000 Point Club
(scored in a career)**

Points	Name	Seasons
1825	Chuck Davis	(2003-2007)
1780	Keith Hill	(1987-91)
1627	Brian Cozzens	(1978-82)
1606	Ken Miller	(1962-66)
1517	Kevin Lee	(1993-97)
1417	Matt Markle	(1988-92)
1393	Rich Dyer	(1979-80)
1369	John Smith	(1967-70)
1340	Reggie Weiss	(1961-65)
1303	Wayne Morris	(1995-99)
1285	Ron Banks	(1999-2003)
1280	Denny Morrow	(1965-69)
1240	Tyrone Burton	(1994-98)
1231	Ed Henninger	(1978-79)
1211	Leroy Stowbridge	(1974-77)
1184	Tom McClelland	(1948-52)
1159	Alex Jones	(2003-2008)
1154	Keith White	(1976-80)
1148	John Scott	(1956-60)
1128	Brian Rehm	(1991-94)
1062	Steve Korr	(1985-87, 88-90)
1059	Don King	(1972-76)
1039	Todd Johnson	(2003-2007)
1033	Don Barbush	(1954-57)
1023	Rich Rhinehart	(1993-97)
1014	Randy Stetler	(1974-76)
1010	Dale Lay	(1982-86)

Alex Jones totaled 1159 total points between Shippensburg and Ashland University. He scored 603 points while at Shippensburg.

**Red Raider 500 Point Club
(scored in a season)**

Points	Name	Seasons
652	Keith Hill	(1990-91)
651	Rich Dyer	(1982-83)
605	Chuck Davis	(2003-Present)
551	Ken Miller	(1956-66)
549	Ron Moore	(1970-71)
547	John Smith	(1969-70)
541	Reggie Weiss	(1964-65)



4

Tyhiem Perrin
Guard/Forward • Fr. • 6-3
Philadelphia/Imhotep
Institute Charter



10

Sam Pygatt
Guard • Fr. • 6-2
Plymouth Meeting/
Plymouth-Whitemarsh



11

Jordan Stasyszyn
Guard • Sr. • 6-2
Carlisle/Carlisle
(Fairleigh Dickinson)



15

Reggie Charles
Guard • Fr. • 6-2
Philadelphia/Father Judge



21

Dylan Edgar
Forward/Center • So. • 6-10
Shiremanstown/
Mechanicsburg



22

Dane Lauber
Guard • Gr. • 6-3
York/West York



23

Akil Anderson
Guard/Forward • Fr. • 6-5
Lansdowne/Penn Wood



24

Craig Van Scyoc
Guard • Sr. • 6-2
Shippensburg/Shippensburg



34

Philip Sasko
Guard/Forward • So. • 6-6
Stockholm, Sweden/
Blackeborgs Gymnasium



42

John Corrigan
Guard/Forward • Sr. • 6-5
Harrisburg/Bishop
McDevitt (Navy)



44

Will Royal
Forward • Sr. • 6-7
Harrisburg/Harrisburg
(Robert Morris)



RAIDERS
52

RAIDERS
21

RAIDERS
23

RAIDERS
32

RAIDERS
34

RAIDERS

Wilson
RAIDERS

RAIDERS