

RED RAIDER FOOTBALL

2010



SHIPPENSBURG
UNIVERSITY

www.shipraiders.com



RED RAIDER **PRIDE**



- 2009 PSAC Champions
- 2009 PSAC Eastern Division Champions
- Defeated Cal in PSAC "State Game", 42-35
- First PSAC title since '81
- First Divisional title since '04
- First NCAA playoff berth since '04



Table of Contents

General Information

About Shippensburg University	2
Academic Programs	3
Academics and Athletics	4
Academic Support for Student Athletes	4
Athletics Administration	5
SU Student Association Field at Seth Grove Stadium	6
About the President	6

The Coaches

Head Coach Rocky Rees	8-9
Assistant Coaches	10-16
Sports Medicine	17-18
Facilities	18

2010 Season Outlook

Numerical Preseason Roster	20-21
Pronunciation Guide	21
Season Outlook	22-24

Player Profiles

Player Profiles	26-44
-----------------	-------

209 Season Review

Season Review	46-47
Final Statistics	48-49
Statistical Review	50
Season Superlatives	51
Game Recap	52-58

The PSAC

PSAC Champions	60
About the PSAC	61
2009 All-PSAC Eastern Division Teams	62

The Opponents

Games 1-11	64-69
Travel Itinerary	69
2010 Opponents Calendar	70

History

Red Raider Capsule History	72
Annual Records	73
Team Records	74
Opponents & Results (1891-2009)	75-82
Punting and All-Purpose Records	83
Rushing Records	84-85
Passing Records	86-87
Receiving Records	88-89
Scoring Records	90-91
Total Offense Records	92
Return Records	93
Defensive Records	94-95
Red Raiders in the NFL	96



Red Raider Football Quick Facts

School	Shippensburg University of Pennsylvania
Founded	1871
Location	Shippensburg, Pa.
Enrollment	8,300
School Colors	Red and Blue
Nickname	Red Raiders
Affiliation	NCAA Division II
Conference	PSAC Eastern Division
Stadium	Seth Grove (7,700)
2009 Record	9-3
2009 PSAC East Record	6-1
2009 PSAC East Finish	1st
Letterwinners Returning/Lost	19/17
Offensive Starters Returning/Lost	7/4
Defensive Starters Returning/Lost	6/5
Football Office Phone	717-477-1758
Football Office Fax	717-477-4049

The Administration

President	Dr. William N. Ruud
NCAA Faculty Representative	Dr. Kurt Fuellhart
Acting Athletic Director	Jeff Michaels
Sports Information Director	Bill Morgal
Director of Sports Medicine	Wes Mallicone
Athletic Department Phone	717-477-1711

Head Coach

Head Coach	Rocky Rees
Alma Mater	West Chester, '71
Rees' E-mail	wmrees@ship.edu
Rees' Career Record	154-119-2 (25 years)
Rees' SU Record	118-104-1 (20 years)

Assistant Coaches

Assistant Head Coach/DB's	Mark Maciejewski
Alma Mater	Shippensburg '92/'96M
E-mail	msmaciejewski@ship.edu
Offensive Coordinator/O-Line	Pete Lee
Alma Mater	Cornell '85
E-mail	pjlee@ship.edu
Defensive Coordinator/LB's	Mike Burket
Alma Mater	Indiana (Pa.) '92
E-mail	mcburk@ship.edu
Running Backs	J.C. Morgan
Alma Mater	Bucknell '04
E-mail	jcmorg@ship.edu

Wide Receivers	Chance Powell
Alma Mater	Shippensburg '87
Volunteer Assistant/O-Line	John Wetzel
Alma Mater	Bloomsburg '98
Volunteer Assistant/D-Line	Tony Johnson
Alma Mater	Shippensburg '02
Volunteer Assistant/D-Line	Dr. Robert Rollins
Alma Mater	Appalachian State '64
Graduate Assistant	Tunde Agboke
Alma Mater	Southeast Missouri '06

Sports Information

Sports Information Director	Bill Morgal
Office Phone	717-477-1201
E-mail	wjmorgal@ship.edu
Sports Information Fax	717-477-1253
Press Box Phone	717-477-1391
Hotline	717-477-7678
Mailing Address	
Sports Information Office	
1871 Old Main Drive (OM 302)	
Shippensburg, PA 17257	
Web site	www.shipraiders.com

All media requests, including press passes, are to be directed to the Sports Information Office.

Editor: Bill Morgal, Sports Information Director

Designers: Jessica Kline, Publications Assistant

Photographic credits: Bill Smith, Shippensburg University. Inside back cover photos courtesy of the Philadelphia Eagles, Pittsburgh Steelers, Green Bay Packers and the National Football League.

On the cover: Riley Bowen (top) and Drew Gallardy (bottom); Background left to right: Jamahn McCullough and Erik Van Ness

Shippensburg University of Pennsylvania, in compliance with federal and state laws and university policy, is committed to human understanding and provides equal educational, employment, and economic opportunities for all persons without regard to race, color, sex, age, creed, national origin, religion, veteran status, or disability. Direct requests for disability accommodations and other inquiries to the Office of Disability Services, Old Main 120, Shippensburg University, 1871 Old Main Drive, Shippensburg, PA 17257-2299, (717) 477-1329.

General Information

ABOUT SHIPPENSBURG UNIVERSITY

General Information

- Founded in 1871 as the Cumberland Valley State Normal School
- Comprehensive regional public university
- Member of the Pennsylvania State System of Higher Education
- Located on 200 acres in southcentral Pennsylvania

Enrollment

- 7,000 undergraduate students and 1,300 graduate students
- 53% women and 47% men
- 37% of our students live on campus
- 94% of our students are from Pennsylvania

Faculty

- Student-faculty ratio: 20:1 and each student has a faculty advisor
- 91% of the 294 full-time instructional faculty members hold a doctorate or other terminal degree in their field
- Our faculty's main focus is teaching. All classes are taught by faculty, not graduate assistants

Accreditations

- AACSB International
- ABET (computer science)
- American Chemical Society
- Council for the Accreditation of Counseling and Related Educational Programs
- Council for Exceptional Children
- Council on Social Work Education
- International Association of Counseling Services
- National Council for the Accreditation of Coaching Education
- Middle States Association of Colleges and Schools
- National Council for the Accreditation of Teachers

Academic Programs and Opportunities

- 75 majors and concentrations and 22 graduate programs
- 3 colleges: Arts and Sciences, Business, and Education and Human Services; plus a Office of Undeclared Students.
- Study abroad opportunities are available in dozens of countries. Find out more at www.ship.edu/international
- Internships, hands-on labs, graduate assistantships and more, SU helps you create opportunities for real-life experiences.

- Academic options include independent study and research internships, field experience, the Marine Science Consortium at Wallops Island, a 3+2 engineering program with two schools of engineering, 2+3 and 3+3 health science programs with professional schools, 2+2 allied health programs, and Army ROTC.
- Find a job or focus on a career with the help of Career Development Center and alumni career services.

Facilities and Resources

- Ezra Lehman Memorial Library houses more than 2 million items and provides access to electronic resources which are accessible from your personal computer 24-7.
- Campus computer network has connections in every classroom, faculty office, and residence hall rooms (one for every student). Every student has an e-mail and a Web homepage account. Students can access their academic and scheduling records online. A wireless network is available in many buildings on campus.
- 21 microcomputer labs (3 general and 18 with major specific software). Two labs are open 24-7.

Student Life

- The Student Services, Inc. administers a \$2.8 million budget and provides a highly diversified program of student activities.
- More than 200 student clubs, organizations, honor societies and activity groups.
- Cultural and lecture series brings nationally and inter-nationally known persons to campus.
- 9 student housing facilities; all but one are co-ed. Rooms are double occupancy and have two high-speed computer connections. Seavers Complex houses six students in each unit. Stone Ridge Commons offers apartment-style living for two, four, or six students.
- Student services: University Counseling Center, Career Development Center, Learning Center, Women's Center, Multicultural Student Development Center.
- Etter Health Center provides 24-hour access to medical services.

Athletics

- Member of the Pennsylvania State Athletic Conference and NCAA Division II.
- **Intercollegiate sports:**
Men: baseball, basketball, cross-country, football, soccer, swimming, track and field, wrestling.



Women: basketball, cross country, field hockey, lacrosse, soccer, softball, swimming, tennis, track/field, volleyball.

Intramural sports:

Basketball, bowling, racquetball, soccer, softball, street hockey, tennis, Ultimate Frisbee, volleyball

Sports facilities include:

- outdoor tennis courts, indoor and outdoor track, two indoor swimming pools, squash and handball courts, a rehabilitation center, outdoor sand volleyball courts.
- 62,000-square-foot Student Recreation Building features an 8,000-square-foot fitness center, an elevated running track, racquetball courts, and four multi-purpose courts.
- 12-acre student recreation center includes: hockey rink; sand volleyball courts; basketball courts; fields for football, softball, lacrosse, and rugby; exercise trail for rollerblading, biking, and jogging.

Costs/Financial Aid

- Total estimated annual costs/in-state: \$15,056* per year for residential students
- Total estimated annual costs/Maryland students: \$22,430* per year for residential students
- Total estimated annual costs/out-of-state students: \$23,800* per year for residential students

**Estimated annual costs include tuition, fees, room and board (2010-2011). Average cost for books and supplies: \$1200.*

- Approximately 80 percent of undergraduates receive some form of financial aid, including grants, academic or athletic scholarships, loans, and student employment.

Admission to SU

- Prospective students must provide: a completed application form, a \$30 processing fee, official high school transcript*, recommendations*, and aptitude test results (SAT or ACT)*. The SAT essay score or writing sample will not be used in the admission decision, but will be used for English placement. (**These must be sent by the high school, the College Board, or ACT.*)
- Transfer students must submit college transcripts.
- The Admissions Office operates on a rolling basis.
- The average applicant has a grade average of B or better and SAT score of 1050, for regularly admitted students.
- Successful applications display a student's leadership ability, special talents and interests and a high school record of college preparatory courses.
- 71% of applying students are admitted.

Undergraduate Major Programs of Study

- Accounting
- Applied Physics
- Nanofabrication
- Art
- Computer Graphics
- Biology
- Biotechnology
- Ecology and Environment
- Medical Technology

- Chemistry
- Biochemistry
- Medical Technology
- Communication/Journalism
- Electronic Media
- Print Media
- Public Relations
- Computer Science
- Computer Graphics
- Embedded Programming
- Related Discipline
- Systems Programming
- Criminal Justice
- Earth Science
- Economics
- Business
- Mathematics
- Political Science
- Public Administration
- Social Science
- Elementary Education
- English
- Writing
- Exercise Science
- Finance
- Personal Financial Planning
- French
- Geoenvironmental Studies
- Geography
- Geographic Information Systems
- Human-Environment
- Land Use
- History
- Public History



- Human Communication Studies
- Information Technology for Business Education
- Interdisciplinary Arts
- Management
- Entrepreneurship
- General
- Human Resource
- International
- Management Information Systems
- Marketing
- Mathematics
- Applied
- Statistics
- Physics
- Political Science
- Psychology
- Public Administration
- Secondary Certification
- Art
- English
- French
- Spanish
- Secondary Education
- Biology
- Biology/Environmental Education
- Chemistry
- Information Technology for Business Education
- Mathematics
- Physics
- Sociology
- Social Studies
- Economics
- Geography
- History
- Political Science
- Social Work
- Software Engineering
- Spanish
- Supply Chain Management
- Logistics
- Pre-Forensic Science
- Students interested in a pre-forensic science program may select any major. Typical curricula include Biology, Chemistry, and Criminal Justice.



- Pre-Law
- Students interested in a pre-law program may select any major. Typical curricula include Political Science, Business, English, and History.
- Health Professions Concentration
- Pre-Chiropractic
- Pre-Dentistry
- Pre-Medicine
- Pre-Optometry
- Pre-Pharmacy
- Pre-Physical Therapy
- Pre-Podiatry
- Pre-Veterinary Medicine
- Allied Health Science
- Shippensburg University is affiliated with Thomas Jefferson University Jefferson College of Health Professions. These are 2+2 transfer programs unless otherwise indicated. Respective fields of study are:
- Bioscience Technology
- Nursing
- Occupational Therapy (2+3)
- P.A.C.E. Program (2+2, 3+3)
- Radiologic Sciences

Undergraduate Minor Programs

- Anthropology
- Biochemistry
- Coaching
- Early Childhood Education
- Ethnic Studies
- Geographic Information Science
- German Studies
- Gerontology
- International Studies
- Music
- Philosophy
- Reading
- Technical/Professional Communications
- Theater
- Women's and Gender Studies

Graduate Degree Programs

- Administration of Justice
- Applied History
- Biology
- Business Administration (MBA)
- Communication Studies
- Computer Science
- Counseling
- College
- Elementary
- Mental Health
- Secondary
- Student Personnel
- Curriculum & Instruction
- Biology
- Early Childhood Education
- Elementary Education
- English
- Geography/Earth Science
- History
- Mathematics
- Middle School Education
- Modern Language
- Geoenvironmental Studies
- Organizational Development and Leadership
- Business
- Communications
- Education
- Environmental Management
- Higher Education
- Historical Administration
- Individual and Organizational Development
- Public Organizations
- Social Structure & Organization
- Psychological Science
- Public Administration
- Reading
- School Administration
- Social Work (with Millersville)
- Special Education
- Behavior Disorders
- Comprehensive
- Learning Disabilities
- Mental Retardation

- Certificate and Certification Programs**
- Advanced Studies in Business
- Advanced Counseling in
 - Marriage, Couples and Family Therapy
- Applied History
- Graduate Certificate of Management Information Systems
- Principal's Certification K-12
- Superintendent's Letter of Eligibility
- Supervisory I Certificate

General Information

ACADEMICS AND ATHLETICS

Shippensburg University shapes its athletic program to fit within the overall academic goals of the university—maintaining a balance between athletics and academics.

Since 1984, the university's Office of Institutional Research has monitored the progress of our athletes in the classroom. The original study found that Shippensburg was ahead of many institutions in meeting the standards of Propositions 48 and 64—two NCAA resolutions designed to set minimum educational levels in collegiate athletes.

Proposition 64 of the NCAA established a minimum score of 700 in the SAT and a 2.0 grade point average in 11 core curriculum courses in high school. Proposition 48 carries these minimums even further and outlines availability of scholarships to freshmen athletes based on their school performance.

Incoming freshmen athletes show preparation levels comparable to those of all incoming students. In 2009, the average SAT score for incoming freshmen athletes was 993, only slightly below the SAT average for new incoming students of 1013. Both groups average in the upper two-fifths of their graduating high school classes.

Today Shippensburg University athletes continue to uphold the study's findings. The quality point average (QPA) for all athletic teams in 2009-10 was 2.51 on a 4.0 scale. The 10 women's teams had a 3.10 overall average while the eight men's teams averaged 2.51. This can be compared to the fall 2009 figures: the total student body QPA averaged 2.80, females were slightly higher at 2.92, and males were slightly lower at 2.67.

Shippensburg's athletes continue to show high six-year graduation rates. Sixty-two percent of those receiving athletically related financial aid graduate within six years of enrolling. The 2009 NCAA Graduation Rate Report found that nationally, among public Division II schools, the graduation rate was 47 percent with athletes graduating at 55 percent. Retention studies by the Office of Institutional Research and Planning show male athletes at Shippensburg graduated at 58 percent and those receiving athletically related financial aid graduated at 57 percent. In addition, female athletes graduated at 74 percent and those receiving athletically related financial aid graduated at a rate of 80 percent.



Since 1975, 41 athletes have earned Academic All-America honors and five athletes have earned NCAA Postgraduate scholarships. Many more of Shippensburg's fine athletes have been nominated for these and other regional and national honors.

Although the academic standards are stringent at Shippensburg, the 20 athletic teams have won about 58 percent of all their contests since 1975. Twelve university teams have won 65 Pennsylvania State Athletic Conference (PSAC) championships in the same period.

Academic Support Services for Student Athletes

Shippensburg University established the Office of Academic Support Services for Student-Athletes to provide the best possible resources for enhancing the academic experiences of student-athletes. Through the coordinator, a variety of academic assistance services are available, including academic advising support, academic progress monitoring, academic counseling and referral, and assisting graduating student-athletes in researching and pursuing employment and/or opportunities for graduate education.

The Office of Academic Support Services for Student-Athletes has strong links with the Learning Center and other campus-wide programs to support the academic well being of student-athletes.

All student-athletes have the opportunity to participate in the CHAMPS/Life Skills program. This program is committed to promoting excellence in academics, athletics, career and personal development, and community service. In addition, all incoming first-year student-athletes have the opportunity to voluntarily participate in the PACES program. PACES (Personal, Academic, and Career Exploration Seminar) is open to all incoming undeclared first-year student-athletes who want to gain greater insight into campus majors, possible careers paths, campus resources, technology, scheduling concerns, and wellness issues.

The office provides advisement and a variety of programming options for all student-athletes to assist with balancing the demands of academic achievement and athletics success.

2010 Spring Semester Student-Athlete Academic Summary

The information listed below is based on 18 intercollegiate athletic teams. 432 student-athletes represented Shippensburg University during the 2010 spring semester.

- The semester QPA for all student-athletes was 2.96, men's athletics was 2.69, and women's athletics was 3.23.
- Women's Basketball compiled the highest semester QPA by achieving a 3.46. Seven additional teams earned a semester QPA of 3.0 or higher: Women's Swimming (3.45), Women's Volleyball (3.42), Women's Cross Country (3.41), Women's Field Hockey (3.31), Women's Track & Field (3.29), Women's Soccer (3.21), and Women's Tennis (3.14).
- Six percent (26) of all student-athletes earned a 4.0 semester QPA.
- Twenty five percent (108) of all student-athletes earned a 3.5 semester QPA or higher.
- Fifty two percent (225) of all student-athletes earned a 3.0 semester QPA or higher.
- Women's Swimming and Women's Cross Country compiled the highest cumulative QPAs, each team achieving a 3.27. Six additional teams earned a cumulative QPA of 3.0 or higher: Women's Volleyball (3.26), Women's Soccer (3.21), Women's Track & Field (3.22), Women's Basketball (3.19), Women's Field Hockey (3.16), and Women's Tennis (3.15).
- Forty three percent (186) of all student-athletes have achieved a 3.0 or higher cumulative QPA.
- Thirty four percent (147) of student-athletes made the spring 2010 University Dean's List (3.3 GPA or better).



Kurt Dunkel

Coordinator of Academic Support Services for Student-Athletes

Kurt Dunkel is responsible for providing academic advisement, monitoring academic progress, counseling and referral, and assisting graduating student-athletes in researching and pursuing employment and/or opportunities for graduate education.

In addition, he directs the Study Table Program, Laptop Loan Program, and facilitates programming associated with the CHAMPS/Life Skills Program.

During his graduate studies, Mr. Dunkel completed his practical counseling experiences at Shippensburg University's Counseling Center and at the Counseling Center at the University of Edinburgh in Scotland. He received a MS in college counseling from Shippensburg University.

He has worked at Shippensburg in two other capacities previously. Most recently he has served as Academic Liaison/Counselor in the Academic Success Program. Dunkel also served as a mental health counselor in the Student Counseling Center.

Dunkel also enters his 13th year as a part time assistant coach of track and field and has coached over 100 conference placewinners and 14 All-American athletes. As a student athlete, Dunkel was an All-PSAC and All-American javelin thrower – finishing 2nd at the NCAA championships in 1997 and 1998. He lives in Shippensburg with his wife and two young sons.



Jeff Michaels

Acting Director of Athletics

Jeff Michaels was named the acting director of intercollegiate athletics at Shippensburg University in June of 2009 to fill the vacancy created by the resignation of Dr. Roberta L. Page, who accepted a new position with the NCAA. The one-year appointment was renewed for the 2010-11 academic year.

Michaels, who joined the university as associate director of athletics in 2005, had been responsible for organizing and implementing all aspects of NCAA rules compliance and education for the university athletics department. He will continue to assist his counterparts with these duties while representing Shippensburg University in a variety of regional and national settings.

He has been the chair of the NCAA Division II Field Hockey Committee and a member of the Division II women's lacrosse regional advisory committee. Michaels was also a facilitator for the NCAA Division II Leadership Academy for the past two years.

Prior to coming to Shippensburg, Michaels served five years as an assistant to the athletics director at Slippery Rock University where he worked with compliance and facilities. He also spent five years as the sports information director at Lycoming College, a Division III school in Williamsport, Pa. Prior to Lycoming, Michaels served six months as Slippery Rock's interim sports promotion and information director, and one year as a graduate assistant in the same capacity.

Michaels earned his bachelor of arts in mass communication and political science from Lycoming in 1992 and his master's degree in athletics administration from Slippery Rock in 1993. In May 2009, he earned a master's degree in sport management from California University of Pennsylvania.

In addition to his almost 15-year involvement in college athletics, Michaels spent the fall semester of 1998 as an adjunct faculty member at the Pennsylvania College of Technology in Williamsport teaching an introductory course in broadcast communication.

Michaels resides in Shippensburg with his wife Carrie and is the father of two sons, Douglas and Drew.



Carrie Michaels

*Acting Associate Director of Athletics/
Senior Woman Administrator*

Carrie Michaels begins her third year as the acting associate athletic director and the senior woman administrator at Shippensburg University. Prior to her appointment in September of 2008, Michaels had been serving as the interim coordinator of Academic Support Services for Student-Athletes since September of 2006.

As the academic support coordinator, Michaels was responsible for providing academic advisement, monitoring academic progress, counseling and referral, and assisting graduating student-athletes in researching and pursuing employment and/or opportunities for graduate education.

Under her watch, Michaels had directed the Study Table Program and Laptop Loan Program at Shippensburg while serving as an advisor to the Shippensburg chapter of SAAC.

Shippensburg University boasts one of the leading Student-Athlete Advisory Committees (SAAC) in the United States and the organization has thrived over the past two years. In 2008, SAAC raised more than \$3,000 from the SU Athlete Auction and \$4,500. Shippensburg University, through the SAAC's efforts, was ranked fifth in NCAA Division II to donate to the Make-A-Wish Foundation.

Before coming to Shippensburg, Michaels served as the assistant to the Athletics Director at Slippery Rock University where she coordinated all academic support services for student-athletes, in addition to directing athletic fundraising and camps and conferences.

Prior to that position, Michaels served as the Athletics Academic Coordinator and Assistant Women's Basketball Coach. After her time in Slippery Rock, Michaels served as Commissioner of the Atlantic Women's Colleges Conference (AWCC).

Michaels earned her bachelor of arts in psychology and criminal justice in 1995 at Duquesne where she also competed as a student-athlete in the sport of basketball. She earned her master's degree in sport management at Slippery Rock in 2001.

She resides in Shippensburg with her husband, Jeff.



Ashley Grimm

Acting Assistant Director of Athletics

Ashley Grimm was named the acting assistant director of athletics at Shippensburg on July 1, 2010. Her responsibilities with the athletics department will involve NCAA rules compliance and interpretation in addition to assisting in a variety of administrative roles.

For the past two years, Grimm has been an athletic department assistant and a graduate assistant women's basketball coach at her alma mater, Clarion University. Grimm was a valuable resource to the athletics department in the areas of compliance and academic performance while organizing and administrating numerous events and fund-raisers.

As an assistant coach, Grimm was responsible for the majority of the scouting reports and game film review for the women's basketball program along with the supervision of the team's academic progress. She was a valuable practice instructor and also assisted with recruiting and gameday operations.

Grimm was a four-year letterwinner and starting point guard on the women's basketball team at her alma mater and graduated as Clarion's all-time assists leader with 569. She scored 807 points, collected 217 steals, shot 42 percent from the floor and 73 percent from the free throw line. Grimm was also a co-captain and letterwinner on Clarion's first-ever women's golf team.

As an undergraduate, Grimm was a two-year president of Clarion's Student Athlete Advisory Committee (SAAC) after serving as the organization's vice-president as a sophomore. She also served as the vice-president of the student senate during her senior year.

A gifted student, Grimm earned two PSAC Top 10 awards and two ESPN The Magazine/CoSIDA Academic All-District certificates among her numerous academic honors. She was a four-time PSAC Scholar Athlete and graduated summa cum laude in 2008 with a degree in biology. After receiving a NCAA postgraduate scholarship, Grimm received her MBA in 2010.

Grimm, a native of Sugarloaf, lives in Shippensburg.

General Information

SU STUDENT ASSOCIATION FIELD AT SETH GROVE STADIUM

INFO

Seth Grove Stadium opened on Sept. 9, 1972 with the inaugural football game between Shippensburg and Bloomsburg. Behind three touchdowns from fullback Johnny Seigle, the Red Raiders defeated the Huskies, 28-14. Seigle scored the first touchdown in the history of the stadium on a 2-yard run in the first quarter.

The stadium is named for the late J. Seth Grove, former faculty member and coach at Shippensburg. Grove graduated from Shippensburg in 1910 where he starred in basketball and baseball. He joined the university faculty in 1920 and coached the football team to a 6-2 record.

Grove became chairman of the mathematics department in 1921 and did not re-enter coaching until 1930 as head coach of the baseball team. He coached until 1935 and then became the athletic director, a position he held until 1946. Grove retired from teaching in 1952.

Seth Grove Stadium is part of a 50-acre athletic facility that includes Heiges Field House (basketball and volleyball), Fairchild Field (baseball), three football practice fields, David See Field (soccer), Henderson Gymnasium, Robb Sports Complex (field hockey and lacrosse), Robb Field (softball) and Eckels Field.

The stadium's capacity of 7,700 has 6,700 seats in the main grandstand and 1,000 seats on the visitors' side of the field. Originally it had a capacity of 7,600. From 1987-89, temporary bleachers were set up beyond the north end zone for football games and commencement, boosting the capacity to 8,200.



COACHES

OUTLOOK

PROFILES

REVIEW

In 1990, the 900-seat bleacher set on the visitors' side was removed for safety reasons and the 600 temporary seats were moved from the end zone to the visitors' side, giving the stadium a capacity of 7,300. In 1991, the new visitors' bleachers were built, reaching the current capacity of 7,700. If necessary, temporary bleachers can be added to the end zone.

In 2004, the Red Raiders played seven home games and drew a school-record 36,578 fans, an average of 5,225 per game. The record average of 6,625 was set in four games in 1979 and the largest single-game attendance in school history was 9,200 fans, set on October 12, 1985 against Millersville. In 1991, Shippensburg was ranked 15th in the country among NCAA Division II schools for attendance, averaging 6,050 per game.

A crowd of 12,000 spectators for the 1976 track state championships, which included the crowd at the weight throwing events just north of the main grandstand, was the largest for any event held at the stadium.

Following the 2009 season, the natural grass surface was excavated and replaced with Field-turf®. The crown on the field was removed and additional drainage was installed below the playing surface. The construction marked the first changes to the playing field since the stadium's construction in 1972.

In 2010, the university's board of trustees commissioned a new name for the field: SU Student Association Field at Seth Grove Stadium. The artificial turf renovation was completed with significant financial assistance from the SU Student Association.

PSAC

OPPONENTS

HISTORY

About the President



Dr. William N. Ruud began his tenure as Shippensburg University's 15th president in February 2007.

Throughout his career of more than 30 years, he has been a leader at several colleges and universities throughout the nation, and used that wealth of experience and knowledge to lead Shippensburg on a path to academic excellence and achievement, as well as an enhanced role in the life of the region.

Since his presidency began, the University has, among other achievements, seen an increase to a record enrollment of nearly 8,500 students; a double-digit increase in applications, including an increase in applications from minority students; continuation of the highest graduation rate in the Pennsylvania State System of Higher Education; completion of and beginning of numerous renovation and construction projects, and reaccreditation for 10 years by the Middle States Commission on Higher Education. He was named to various national and regional groups, including the American Council on Education's Commission on Effective Leadership and as chair of the board for the Pennsylvania Association of Colleges and Universities.

President Ruud earned a Bachelor of Science degree in Public Administration and Hospital Administration from the University of North Dakota, and both master's and doctoral degrees in Organizational Behavior, Management and Strategy, and Organizational Communication from the University of Nebraska-Lincoln. After earning his doctoral degree, he served as an officer in the U.S. Army.

He taught at Northwestern Louisiana State University and Central Michigan University before joining the faculty at the University of Toledo. He later served there as Director of Undergraduate Studies in the College of Business and Director of Graduate Studies, before being named Associate Vice President for Student Affairs, and then Interim Associate Director of the University Honors Program. He then was named Interim Dean of the College of Business Administration, a position he held before being hired as Dean of the College of Business & Economics at Boise State University. While at Boise State, he served two years as Senior Policy Adviser and Chief Education Adviser to former Idaho Governor Dirk Kempthorne as part of an Executive-in-Residence program.

President Ruud joined Shippensburg from his position as Professor of Management, Policy and Strategy at California State University, Stanislaus. Immediately prior to that, he served 2½ years as that university's Vice President for Development and University Relations.

He and his wife of 34 years, Judy, live in the Martin House on the campus of Shippensburg University with their four-year-old beagle, BJJLouis.



The Coaches

The Coaches

HEAD COACH ROCKY REES



Head Coach

Rocky Rees

West Chester '71

21st year at Shippensburg

William M. "Rocky" Rees begins his 21st season at the helm of the Red Raider football program in 2010 and currently ranks 11th among active Division II coaches with 154 career victories. His long and distinguished coaching career spans 38 years.

The all-time leader for coaching victories in Red Raider football history, Rees has totaled a 20-year record of 118-104-1 (.531) at Shippensburg. Overall, he owns a career mark of 154-119-2 (.564).

Rees ranks fourth in tenure among conference head coaches behind Denny Douds of East Stroudsburg (37th season), Danny Hale of Bloomsburg (23rd season) and Dr. George Mihalik of Slippery Rock (22nd season). Additionally, Rees ranks sixth in career games coached among his active Division II brethren.

In 2009, Rees guided the Red Raiders to the program's first divisional title since 2004 and the team's first outright conference championship since 1981. The campaign marked the fourth time in Rees' career that he was named a PSAC Coach of the Year ('91, '01, '04, '09) and the third time that he received an AFCA Regional Coach of the Year award ('86, '04, '09).

The Red Raiders thrived offensively at an almost unprecedented level in 2009. Rees' squad scored at least 21 points in all 12 games of their games, a feat never before achieved in 105 seasons of organized football at the university. The five-win turnaround was capped off with a 42-35 victory over California (Pa.) in the PSAC State Game.

Shippensburg has had 16 all-conference selections over the past two seasons in the PSAC Eastern Division. From 2004-2007, the Red Raiders boasted 44 All-PSAC Western Division selections, the second-most during that time behind California (Pa.)'s 46.

Rees began his SU tenure in 1990 by laying the foundation with offensive and defensive innovations while placing a renewed emphasis on conditioning. The following year, the Red Raiders went 10-3, including a mark of 9-2 in the regular season.

In just his second year at Shippensburg, Rees led the team to its second NCAA Division II Football Championship appearance after it had averaged just over five wins the previous eight seasons.

In 1991, Shippensburg posted five victories by overcoming or meeting fourth quarter challenges, highlighted by a 34-33 overtime win on the road at East Stroudsburg in the first round of the NCAA playoffs. Also that season, the Red Raiders overcame a 27-0 deficit at home against Kutztown on September 21 to win 44-35.

Shippensburg set numerous team records in 1999, including the marks for total offense (4,951) and yards passing (3,071), en route to an 8-3 record. The tandem of quarterback Chris Gicking (2,832 passing yards) and receiver Jamie Ware (1,334 receiving yards) helped SU average 38.2 points per game through the first 10 games of the season.

The 2001 campaign was one of the team's most productive seasons in program history. Picked to finish sixth in the division, Shippensburg turned what was supposed to be a rebuilding season into an exciting 8-3 record by winning eight of its last nine games.

This led to four consecutive winning seasons from 2001-04 in which the Red Raiders had the highest win total for any four-year span in the history of the program with a record of 32-13.

From 2002-04, the Red Raiders tied the mark for the best three-year win total in school history with a record of 24-10 which included just the third 10-win season in team history.

In 2004, Rees guided Shippensburg to a 10-2 record and a share of the PSAC Western Division championship, the school's first since 1988. It also marked the most wins in 13 years for the Red Raiders and the program's first NCAA Division II Football Championship appearance since 1991.

The Red Raiders led the PSAC in five statistical categories in 2004 and were ranked first in the nation in kickoff returns, second in scoring defense, fifth in total defense and ninth in rushing offense. SU also set a new school record for rushing yards in a season with 3,112 while finishing second in points (392), touchdowns (52) and total offense (4,882).

Shippensburg had a total of 16 All-PSAC Western Division selections in 2004, including eight First Team and eight Second Team honorees. Nine of the team's 11 starters on defense earned All-PSAC designations.

As a mark of the respect he engenders from his peers in the coaching fraternity, Rees was elected to the AFCA Board of Trustees in 1992 and from 1999-2000, served as AFCA President. In 2000, he was honored with a selection to be an assistant coach at the Hula Bowl All-Star Classic in Maui, Hawaii. The chairman of the Meeting Room Committee from 1986-2004 and the Public Relations Committee for the AFCA from 2000-06, Rees is a member of the organization's Ethics and All-American Selection Committees while serving as the AFCA's liaison to the NCAA football rules committee. He is also a member of the NCAA football rules committee.

ROCKY REES' HEAD COACHING RECORD

Year	School	Overall	Conf.	Notable
1985	Susquehanna	3-7	3-6	
1986	Susquehanna	11-1	9-0	MAC Champions; NCAA Quarterfinals
1987	Susquehanna	8-2	7-2	MAC Co-Champions
1988	Susquehanna	6-4	6-2	
1989	Susquehanna	8-1-1	7-1	MAC Co-Champions
Susquehanna		36-15-1	32-11	
1990	Shippensburg	5-6	2-4	
1991	Shippensburg	10-3	4-2	NCAA Quarterfinals
1992	Shippensburg	3-7-1	2-3-1	
1993	Shippensburg	6-5	2-4	
1994	Shippensburg	5-6	2-4	
1995	Shippensburg	3-8	2-4	
1996	Shippensburg	3-8	2-4	
1997	Shippensburg	6-4	4-2	
1998	Shippensburg	7-4	4-2	
1999	Shippensburg	8-3	4-2	
2000	Shippensburg	5-6	2-4	
2001	Shippensburg	8-3	5-1	
2002	Shippensburg	6-5	4-2	
2003	Shippensburg	8-3	4-2	
2004	Shippensburg	10-2	5-1	PSAC West Champions; NCAA Second Round
2005	Shippensburg	4-7	2-4	
2006	Shippensburg	5-6	3-3	
2007	Shippensburg	3-8	2-4	
2008	Shippensburg	4-7	3-4	
2009	Shippensburg	9-3	6-1	PSAC Champions PSAC East Champions; NCAA second round
Shippensburg		118-104-1	62-53-1	
Overall		154-119-2		

A prominent contributor to the Association of Pennsylvania State College & University Faculties (APSCUF), Rees is a former member of the State Meet & Discuss Committee while currently serving as the representative for Shippensburg University, chair on the negotiations team and member of the state representative council.

Rees came to Shippensburg from Susquehanna University where his teams won three Middle Atlantic Conference (MAC) titles in his five seasons as head coach, capturing conference championships in 1986, 1987 and 1989.

After the Crusaders posted a 3-7 record in Rees' first season in 1985, the team turned in the greatest single-season turnaround in Division III history at the time with an 11-1 record in 1986.

Following an undefeated regular season, Susquehanna won the MAC championship and advanced to the NCAA Division III Football Championship for the first time in program history. Rees was MAC Coach of the Year and AFCA Regional Coach of the Year.

Rees won over 70-percent of his games with the Crusaders, totaling a 36-15-1 record in his five seasons in Selinsgrove.

In the fall of 1971, Rees began what has been a 38-year career as a football coach as a graduate assistant at West Chester. The following year, he joined the coaching staff at Newark High School in Newark, Delaware. After two seasons as an assistant, Rees was named head coach in 1974.

Under Rees, the Yellow Jackets compiled a 28-5-1 record, won two consecutive undefeated Blue Hen Conference Flight A titles and in 1976, had the top-ranked offense and defense in Delaware and won the school's first state championship. Rees was named conference Coach of the Year twice in 1975 and 1976 and was honored with the selection as the head coach of the gold squad in the 1977 Delaware Blue-Gold game.

From 1977-83, Rees served as the offensive coordinator at Bucknell under head coach Bob Curtis. While there, Rees helped develop Ken Jenkins into one of the finest players in school history as he would set a school record with 1,270 rushing yards in 1980. Jenkins would later play for the Philadelphia Eagles, Detroit Lions and Washington Redskins.

Following his seven-year stint at Bucknell, Rees was an assistant coach at Colgate from 1983-84 under Fred Dunlap where he was in charge of the running backs and tight ends. In 1983, Colgate finished with an 8-4 record, advancing to the NCAA Division I-AA Football Championship first round and ending the year ranked seventh in the nation.

With the Red Raiders, Rees worked with Rich Erenberg and Kenny Gamble, two of the school's top three career-leading rushers. As a senior in 1983, Erenberg led Division I-AA in rushing, all-purpose and scoring. Gamble led the team in rushing for four-straight seasons from 1984-87 and received the first-ever Walter Payton Award in 1987, presented to the outstanding Division I-AA Player of the Year.

Following graduation in 1967, the Morristown, New Jersey native attended West Chester University where he earned All-PSAC Eastern Division honors as a running back in 1968 and 1970. He also earned All-PSAC Second Team honors in 1969.

Rees led the Golden Rams in both rushing yards and touchdowns as a junior and senior, totaling 1,065 yards rushing in 1970. For his career, he totaled 2,240 yards and 28 touchdowns in four seasons and was selected to the Pennsylvania Dutch Bowl Team where he was named offensive MVP while earning Associated Press Little All-America Second Team honors.

After graduating from West Chester in 1971, Rees signed as a free agent with the New England Patriots. He would later earn his master's degree in 1979 and in 1991, was inducted into the West Chester University Football Hall of Fame.

Rees currently lives in Shippensburg and has a daughter, Meghan. His wife Patricia passed away in 1998 and is annually remembered with the Patricia Rees Scholarship.



PERSONAL

Full Name: William Michael Edward Rees
Date of Birth: June 9, 1949
Hometown: Morristown, N.J.
Alma Mater: West Chester '71
Family: Daughter, Meghan (32)
Years in Coaching (College): 39 (34)

COACHING EXPERIENCE

Shippensburg	
1990-present	Head Coach
Susquehanna	
1985-89	Head Coach
Colgate	
1983-85	Assistant Coach - RB/TE
Bucknell	
1977-83	Assistant Coach - Off. Coordinator
Newark High School (Delaware)	
1974-76	Head Coach
1972-73	Assistant Coach - RB/DE
West Chester	
1971	Graduate Assistant

POSTSEASON EXPERIENCE

1986	NCAA Division III Quarterfinals (1-1)
	Susquehanna 28, Washington & Jefferson 20
	Salisbury 31, Susquehanna 17
1991	NCAA Division II Quarterfinals (1-1)
	Shippensburg 34, East Stroudsburg 33 (OT)
	Indiana (Pa.) 52, Shippensburg 7
2004	NCAA Division II Second Round (0-1)
	West Chester 33, Shippensburg 28
2009	NCAA Division II Second Round (0-1)
	California (Pa.) 26, Shippensburg 21



*Assistant Head Coach/
Secondary*

Mark Maciejewski

Shippensburg '92/'96M

12th year at Shippensburg

Mark Maciejewski returns for his 12th season as an assistant coach at his alma mater while maintaining his role as the team's assistant head coach and primary instructor to the secondary for the fifth consecutive season.

Last season, Shippensburg's

ferocious defense produced numerous record-setting performances and was among the top ranked units in the nation for several categories. SU ranked among the Top 40 teams in Division II for sacks (2.58/game), pass efficiency defense (109.39) and tackles for loss (7.3/game).

Among Red Raider annals, Shippensburg had the second-most tackles for loss in a single season with 88 and the fourth-most sacks in a single season with 32. Nine Red Raiders had both multiple tackles for loss and sacks during the season. Fourteen players had multiple tackles for loss and nine players had at least one sack in 2009 while nine different players had at least one interception - the first time that an SU squad had done so in 10 years.

In 2008, Shippensburg's pass defense was one of the strongest in Division II, ranking 13th out of 148 teams in the nation and third in the highly competitive Pennsylvania State Athletic Conference (PSAC). Overall, the Red Raider defense ranked 36th in Division II.

Under Maciejewski, Shippensburg has boasted 12 All-PSAC selections in the secondary and has had at least one first-team honoree every year since 2003. In 2008, safety Jason Stone finished second in the PSAC with 102 tackles and ranked 31st in the nation in tackles per game (9.3) as an Eastern Division First Team selection.

Maciejewski served as the team's defensive coordinator for two seasons in 2003 and 2004. During that time, Shippensburg compiled an 18-5 record and the Red Raider defense led the PSAC in scoring defense, rushing defense, pass defense efficiency and total defense while also ranking second in pass defense twice and turnover margin in 2004.

Shippensburg was also second in the nation in scoring defense and fifth in total defense in 2004 after being ranked fourth in total defense and fifth in scoring defense in 2003. The Red Raiders were also 11th in Division II in rushing defense in 2004 and 13th in 2003 while ranking fifth in pass defense efficiency in 2003 and ninth in 2004.

Before Maciejewski was named defensive coordinator, the team was ranked 27th in the nation in total defense in 2002 and 28th in 2001.

Maciejewski's work with the defensive backs could also be seen over the course of three seasons from 2002-04 as Shippensburg totaled 57 interceptions during that time, increasing from 13 in 2002 to 19 in 2003 and to 25 in 2004.

In 2004, the Red Raider defense had nine of its 11 players named All-PSAC Western Division, an increase from four the previous year, including three of the four defensive backs as Brent Grimes and Mike Street both earned first team selections while Antonio Williams received second team honors.

PERSONAL

Alma Mater	Shippensburg '92/'96M
Family	Wife, Tricia; Son, Brady (2)
Years in Coaching (College)	16

COACHING EXPERIENCE

Shippensburg University

2006-present	Assistant Head Coach/Secondary
2003-2004	Assistant Coach - Defensive Coordinator
2001-2002	Assistant Coach - Secondary

St. Francis University

1999-2000	Assistant Coach - Defensive Coordinator
-----------	---

James Madison University

1998	Assistant Coach - Secondary
1997	Assistant Coach - Defensive Ends/Special Teams

Shippensburg University

1995-96	Graduate Assistant Coach
---------	--------------------------

Maciejewski was instrumental in the recruitment and mentoring of Grimes, who finished his career as the PSAC's all-time leader in career interceptions with 27. Grimes, one of two active Red Raiders in the National Football League (NFL), is currently in his fourth training camp with the Atlanta Falcons and will break camp as a prime candidate to start this season. Among the many accomplishments of Grimes includes a World Bowl Championship with the Hamburg Sea Devils in 2007.

A 1992 graduate of Shippensburg, Maciejewski finished his career with 23 sacks, one shy of the school record, and 28 tackles for loss as a nose guard. A three-time All-PSAC Western Division First Team selection from 1990-92, he earned *Weekly Football Gazette* and *Associated Press* Third Team All-America honors in 1991 and 1992, respectively while playing on one of the school's three teams to advance to the NCAA Division II Football Championship in 1991.

Maciejewski earned both his bachelor's and master's degree from Shippensburg in environmental science.

After graduation, Maciejewski was a graduate assistant for the Red Raiders in 1995 and 1996 before serving as defensive ends and assistant special teams coach at Division I-AA James Madison in 1997. He then moved to assistant secondary coach for the Dukes in 1998.

In 1999, Maciejewski was the defensive coordinator at Saint Francis (Pa.) where the Red Flash ranked sixth in the Northeast Conference in total defense and fifth in sacks and opponent third-down conversions.

Maciejewski and his wife Tricia currently live in Chambersburg and are the proud parents of their 2-year-old son, Brady.



*Offensive Coordinator/
Offensive Line/Tight Ends/
Special Teams*

Pete Lee

Cornell '85

15th year at Shippensburg

Pete Lee, the second-longest tenured coach with the Red Raiders, returns for his fifth season as the team's offensive coordinator and his 15th as the primary instructor to the offensive linemen and special teams units. The 2010

campaign marks Lee's 25th season as a collegiate football coach.

Last season, Shippensburg scored at least 21 points in all 12 games of the season, a feat never before achieved in 105 seasons of organized football at the university. The longest previous streak was 11 games, accomplished by the 1999 squad. SU came within six points of a new single-season school record by scoring 393 points and one touchdown short of the single-season school record after totaling 52.

Numerous offensive marks in 2009 were among the best performances in school history. The team amassed 4,759 yards from scrimmage, the second-most in school history, while totaling 2,573 yards through the air (the most since 1999). SU led the PSAC with an average time of possession at 32:40 and averaged 182.2 rushing yards per game.

On special teams, Shippensburg set a new school record for kickoff return yards with 1,111 through 12 games and averaged 23.6 yards per kickoff return, just six-tenths of a yard short of the school record set in 2003. Senior kicker/punter Kyler Ford was invited to the Valero Cactus Bowl after setting four school records, including points by a kicker in one season (77) and career punts (245).

Among the tight ends, Mark Rossi had a stupendous senior season by hauling in 24 receptions for 264 yards and nine touchdowns. He finished the regular season with seven more receiving touchdowns than all of the other starting tight ends from the PSAC Eastern Division combined.

In 2008, Shippensburg scored at least 10 or more points in 10 of its 11 games and averaged 24.8 points per contest. The team scored 35 or more points in four games, totaled 37 touchdowns and achieved its highest point total in a game since 1999 with a 62-6 victory over Cheyney.

In 2007, the Red Raiders ranked fifth in the PSAC in rushing offense, pass offense and time of possession while ranking fourth in red-zone offense. Additionally, Shippensburg ranked fourth in the conference in punt returns while kicker Jamie Reder and punter Kyler Ford both earned All-PSAC Western Division honors as did center Kerry Robbins.

On October 27 of that season, Lee helped orchestrate a school-record 749 yards of total offense in a 56-10 Homecoming victory over Lock Haven. The 749 yards, which featured two 100-yard rushers, two 100-yard receivers and a 300-yard passer, were the second most in the history of the PSAC, just eight shy of the all-time record.

Reder concluded his career after totaling 244 points, the most ever by a kicker, and his 44 field goals which were just one behind Howie Guarini's school record total of 45. A two-time all-conference selection, Ford ranked sixth in the PSAC in punting with an average of 39.5 yards per punt, a mark that was also 27th in Division II.

In 11 seasons with the Red Raiders, Lee has had 26 all-conference selections, including 10 first team honorees. Offensive linemen Matt Olecki and Dave Fremont were honored a season ago as second-team selections.

PERSONAL

Alma Mater	Cornell '85/Shippensburg '01M
Family	Wife, Susan; Daughters, Erin and Megan
Years in Coaching (College)	25

COACHING EXPERIENCE

Shippensburg University	
2006-present	Assistant Coach/Offensive Coordinator/ Offensive Line/Special Teams
1997-2006	Assistant Coach/Offensive Line/Special Teams
Morehead State University	
1994-97	Assistant Coach/Offensive Line
West Chester University	
1989-94	Assistant Coach/Offensive Line/ Recruiting Coordinator
1988-89	Assistant Coach/Defensive Line/ Special Teams Coordinator
Cornell University	
1986-87	Assistant Coach/Freshmen Defensive Line

In Lee's first season as offensive coordinator in 2006, Shippensburg ranked in the PSAC's top-10 in all major offensive categories, including seventh in rushing offense. The team was also second in time of possession and fifth in third down conversions. He also boasted three All-PSAC Western Division selections in Ford, Robbins and Reder.

Under Lee in 1999, the offensive line cleared the way for an offense that averaged 450.1 yards per game, the highest in team history. The team also set records for passing yards per game (279.2), points (398) and total yards per play (6.1).

In 2002, Shippensburg set a new record for total yards rushing with 2,632 before shattering the mark in 2004 by rushing for 3,112 yards. The offensive line provided blocking for a team that totaled 406.8 yards per game and averaged 259.3 yards rushing in 2004.

A 1985 graduate of Cornell with a bachelor's of science degree in agriculture, Lee was a three-year letterman for the Big Red as an offensive lineman from 1981-83. He would later earn his master's degree in educational administration from Shippensburg in 2001.

Following his playing career, Lee began his coaching career as the freshman defensive line coach at Cornell in 1986, a position he held for two seasons.

Lee became the graduate assistant at West Chester in 1988 where he served as the special teams coordinator and coached the defensive line before being promoted to assistant coach in 1989. Lee then spent the next six seasons as the offensive line coach and recruiting coordinator under head coach Rick Daniels.

During his career at West Chester, Lee was instrumental in the development of lineman Chris Luneberg who was selected by the Buffalo Bills in the eighth round and 223 overall pick in the 1993 NFL Draft.

In 1994, Lee moved to Division I-AA Morehead State in Kentucky where he served as the offensive line coach and managed the Phil Simms weight training facility and academic support program before coming to Shippensburg prior to the 1997 season.

A native of Salamanca, New York, Lee and his wife Susan live in Shippensburg with their daughters Erin and Megan. Susan also works at Shippensburg University as an assistant in admission and financial aid.



*Defensive Coordinator/
Linebackers*

Mike Burket

Indiana (Pa.) '92

9th year at Shippensburg

Mike Burket returns for his ninth season at Shippensburg and his sixth as the team's defensive coordinator. He will be in his eighth season as the primary instructor to the linebackers for the Red Raiders.

A 17-year coaching veteran, with 12 of those seasons coming at the collegiate level, Burket's instruction was evident in 2009 with a defensive unit that ranked 31st in the nation for sacks and 51st overall. Senior Andy Casale, the most veteran member of the linebacker corps in 2009, led Shippensburg with 65 tackles and 11 tackles for loss while achieving 2.5 sacks.

In 2008, the Red Raiders achieved the sixth-best total defense in the PSAC that included the 13th-ranked pass defense in Division II. Perhaps most impressively, the 08 squad ranked second in the conference in forcing turnovers (27) and second in tackles for loss (7.27 per game). Overall, the unit was ranked 36th out of 148 programs in Division II.

In 2007, the Red Raider defense had one of its best seasons in Burket's tenure as the defensive coordinator - ranking third in the PSAC in total defense and fifth in both rushing defense and pass defense. The unit also ranked seventh out of 14 teams in scoring defense and third in opponent third-down conversions.

Four defensive players were named All-PSAC Western Division in 2007 after five were selected in 2006. That year, Shippensburg led the league in sacks while ranking fifth in pass defense and sixth in both rushing defense and total defense.

The Red Raider defense has boasted 16 all-conference selections in Burket's four seasons as defensive coordinator, four of which have been linebackers. In seven seasons as the team's linebackers coach, Burket has had seven players receive all-conference designations, including at least one in six of his seven seasons.

In 2006, Jaron Nalewak was selected All-PSAC Western Division First Team honor after compiling one of the best defensive seasons in school history, finishing with 23 tackles for loss, one short of the school single-season record, and 7.5 sacks, 2.5 short of the single-season record of 10.

In Burket's first season as defensive coordinator in 2005, Shippensburg had four All-PSAC Western Division selections, including three first team honorees. As a team, Shippensburg ranked fourth in the conference in passing defense, sixth in rushing defense, sixth in total defense and sixth in turnover margin.

PERSONAL

Alma Mater Indiana (Pa.) '92

Family Daughter, Cierra

Years in Coaching (College) 21

COACHING EXPERIENCE

Shippensburg University

2005-present Assistant Coach/Defensive Coordinator/Linebackers

2003-04 Assistant Coach/Linebackers

2002 Assistant Coach/Safeties

Shippensburg Area High School

2000-01 Head Coach

Juniata College

1998 Assistant Coach/Defensive Coordinator/
Director of Football Operations

1997 Assistant Coach/Offensive Coordinator

Huntingdon Area High School

1995-96 Head Coach

Waynesboro High School

1993-94 Assistant Coach

Huntingdon Area High School

1989-92 Assistant Coach

Burket joined the staff as an assistant coach in 2002 after two seasons as the head coach at Shippensburg Area Senior High School. In his first season with the Red Raiders, he coached the safeties before beginning his work with the linebackers.

A 1992 graduate of Indiana (Pa.), Burket began his coaching career as an assistant coach at Huntingdon Area High School from 1989-92. He then served as an assistant coach at Waynesboro High School from 1993-94 before returning to Huntingdon where he was the head coach from 1995-96.

Following the 1996 season, Burket moved to Juniata College where he was an assistant coach for two seasons in 1997-98. In his first season, he served as the offensive coordinator and in his second season, served as defense coordinator while also functioning as the director of football operations and recruiting coordinator.

In 1999, Burket was the athletic director for the Tyrone Area School District. He also has four years of teaching experience, two each at Waynesboro and Huntingdon. For seven years, Burket was a member of the United States Army Reserve in Mill Creek before receiving an honorable discharge in May of 1994.

A native of Huntingdon, Burket and his wife Angela currently live in Shippensburg with their daughter, Cierra.



*Assistant Coach/
Running Backs*

J.C. Morgan

Bucknell '04

6th year at Shippensburg

J.C. Morgan returns for his sixth season at Shippensburg as the coach of the running backs while once again serving as the team's video coordinator.

The 2009 season featured the running game on full display, as the Red Raiders led the conference

with 510 rushes from scrimmage. Shippensburg's multi-pronged attack of speed (halfbacks Kevin Marshall, Mike Frenette and Roshaan McCain) and toughness (fullback Kevin Herod) ranked third in the PSAC with 182.2 rushing yards per game and helped SU lead the PSAC in average time of possession (32:40).

Two freshmen backs were integral to the team's success. Herod, a second-team All-American pick by Don Hansen's Football Gazette last season, rushed for 727 yards – the most individual yards by an SU back since current Green Bay Packer John Kuhn in 2004. Only 15 of Herod's 188 rushes (eight percent) in 2009 went for negative yards.

Tailback Mike Frenette quickly took on a starting role in the Shippensburg Wing-T and finished the season with 420 rushing yards, 349 receiving yards and seven total touchdowns. All five of Frenette's rushing touchdowns came in the final four games of the season, including a 74-yard cutback in the NCAA playoffs against Cal.

During Morgan's tenure as the running backs coach, Shippensburg has always ranked in the top-8 in the conference in rushing, including fifth in 2007. That season, All-PSAC Western Division First Team fullback Aaron Dykes led the team in rushing for the third-straight season, totaling 634 yards and 11 touchdowns.

An integral instructor for a team that runs a Wing-T offense, Morgan helped mentor a group of Shippensburg running backs that in 2008 averaged nearly four yards per carry and compiled over 165 rushing

PERSONAL

Alma Mater	Bucknell '04
Family	Wife, Melissa
Years in Coaching (College)	6

COACHING EXPERIENCE

Shippensburg University	
2005-present	Assistant Coach/Running Backs
Moravian College	
2004	Assistant Coach/Running Backs
Lewisburg High School	
2003	Assistant Coach

yards per game. Six different running backs totaled over 150 yards on the ground and four different backs averaged over 4.2 yards per carry.

Prior to Shippensburg, Morgan spent one season as an assistant coach at Moravian College in 2004, also working with the running backs. With the Greyhounds, Morgan worked with Chris Jacobs who, as a sophomore, averaged 162.6 yards per game rushing, the fifth-highest total in Division III. Jacobs totaled a school-record 1,789 yards in 11 games and also had a school-best 19 touchdowns.

An accomplished runner himself, Morgan was a fullback at Bucknell University where during the 2001 season, he led the Bison in yards per carry while tying for the team lead in touchdowns. He also received the Lewisburg Touchdown Award for Offensive Player of the Week and was awarded three varsity letters for his performance.

Morgan received a bachelor's of science degree in business administration from Bucknell in 2004. As a senior at Bucknell, Morgan served as an assistant varsity football coach at Lewisburg High School in addition to serving as an assistant on the basketball team. While in high school, he served as a running backs coach for the M.O.T. Youth Football organization in his hometown.

A native of Middletown, Delaware, Morgan is a member of the American Football Coaches Association and has served on the minority issues committee since 2005. He married the former Melissa Wilbur in June 2010 and the couple lives in Carlisle.

The Coaches

ASSISTANT COACHES

INFO

COACHES

OUTLOOK

PROFILES

REVIEW

PSAC

OPPONENTS

HISTORY



*Wide Receivers/Passing
Game Coordinator*

Chance Powell

Shippensburg '87

11th year at Shippensburg

The third-longest tenured assistant coach on the Red Raider staff, Chance Powell enters his 11th season at Shippensburg in 2010 and fourth as the team's passing game coordinator.

Powell has worked with some of the best receivers in school history

over the past 10 years, including Melvin Scott, Patrick Ferguson and AFCA All-American Mike Harris.

Powell was a valuable instructor to Harris, who finished his senior season in 2009 as the PSAC Eastern Division Player of the Year. Harris concluded his tenure at Shippensburg as just the 14th player in PSAC history to compile 3,000 receiving yards and broke the SU record for career receptions (197) and the most career games with a touchdown catch (20).

Scott ranks among the Top 10 in school history for career receiving touchdowns (22), receiving yards (1,899) and receptions (103). Ferguson was a three-time All-PSAC Western Division First Team selection from 2003-06 who finished his career with 20 receiving touchdowns and 1,702 receiving yards.

Last season, Shippensburg threw for 2,573 yards – the most in one season since 1999 and the third-most in the history of the program. The Red Raiders averaged 15.4 yards per reception and 214.4 receiving yards per game. A school-record 27 touchdown passes were thrown by quarterback Chad DiFebbo to six different receivers.

In 2007, Powell's first with the title of passing game coordinator, Shippensburg ranked fifth in the conference in pass offense. The team's 189 receptions were the second-highest in school history and the most since the Red Raiders set a school record with 197 in 1983.

In 2004, Shippensburg totaled 1,770 yards and 17 touchdowns receiving, the most in five seasons while averaging 18.4 yards per catch, the highest total in 10 seasons under Powell. Powell's first season with the Red Raiders in 2000 featured a receiving corps that averaged 13.2 yards per reception and scored 19 of the team's 38 touchdowns.

A 1987 graduate of Shippensburg, Powell was a linebacker and running back for the Red Raiders from 1983-86. Following a year on the Red Raider coaching staff as a volunteer assistant coach in 1987, Powell coached the ninth grade team at Shippensburg Area High School in 1988. He then was an assistant coach for six seasons from 1989-94 before taking over as head coach of Greyhounds in 1995, a position he held for five seasons.

Powell currently lives in Shippensburg with his wife Kimberly, daughters T.J. and Kari, and son Lek.



*Graduate Assistant Coach/
Defensive Line*

Tunde Agboke

Southeast Missouri State '06

1st year at Shippensburg

Tunde Agboke has replaced Ben Gibboney as the new graduate assistant coach with the football program and will work with the defensive line. He will also be an integral assistant with recruiting, video coordination, break down and exchange.

In Fall 2009 Agboke served as an assistant coach at William Paterson University in New Jersey, working with the linebackers. Agboke helped mentor senior linebacker Jared Burke, an All-New Jersey Athletic Conference First Team selection who totaled 45 tackles.

After redshirting at the University of Kentucky in 2002, Agboke transferred to Southeast Missouri State University and in three seasons (2003-05) with the Redhawks he compiled 114 tackles, two fumble recoveries, two pass breakups and one fumble forced. A two-year team captain and a recipient of the 2005 Ohio Valley Conference Medal of Honor for academic excellence, he was a 2005 and 2006 Dean's List student.

Agboke, who earned a bachelor's degree in public relations from Southeast Missouri in 2006, has worked in the public relations field at Solutions from the Heart (2008-09) and Rubenstein Communications (2007-08). He was a two-time all-city and all-state athlete at Tatescreek High School in Lexington, Kentucky and is a native of Houston, Texas.

Agboke currently lives in Shippensburg.



*Volunteer Assistant/
Defensive Backs*

Tony Johnson

Shippensburg '02

6th year at Shippensburg

Tony Johnson returns for his sixth season as a volunteer assistant at Shippensburg, working with the defensive backs as an instructor alongside former position coach Mark Maciejewski.

One of the most exciting players in the PSAC, Johnson was a

four-year letterman for the Red Raiders from 1999-2002, serving as a team captain as a senior. He played in all 44 of Shippensburg's games during his career, totaling 180 tackles, 31 pass breakups, six interceptions and eight blocked kicks which ranks third all-time in school history.

As a junior in 2001, Johnson was involved in five blocked field goals, three of which he blocked himself. He returned two for touchdowns to set a new Shippensburg single-season and career record for blocked kicks.

In the season finale at Kutztown, the score was tied with less than two minutes to play when Johnson blocked a field goal attempt and raced 72 yards for the touchdown, his second of the season, to give Shippensburg an eventual 24-23 victory.

Johnson added 53 tackles, three interceptions and six pass breakups in 2001 while serving as the team's leading punt returner with an average of 6.4 yards per return.

In 2000, Johnson used his knack for blocking kicks to lead the Red Raiders to a 17-14 victory at East Stroudsburg. After he recovered a Warrior fumble in the end zone to tie the game at 14-14 and send it into overtime, Shippensburg held a three-point lead when Johnson blocked an East Stroudsburg field goal attempt to win the game. He was PSAC Western Division Defensive Player of the Week for his performance.

After red-shirting in 1998, Johnson's impact the following year led to him earning 1999 PSAC Western Division Rookie of the Year, a spot on the All-PSAC Western Division First Team and Division II All-Freshman Team honors from usafootball.com.

In addition to his career-best 59 tackles, he had a team-high seven pass breakups, two blocked kicks and an interception return for 48 yards versus California (Pa.) that led to a Red Raider touchdown. Also that game, he blocked a field goal to preserve Shippensburg's 30-0 shutout victory.

A native of Dover and 1997 graduate of Dover High School, Johnson also ranks second in Shippensburg history for pass breakups in a season, totaling 13 in 2000, and a career with 31, second only to current Atlanta Falcon Brent Grimes who had 37.

As a return specialist, Johnson ranks fourth in school history in punt returns and punt return yardage, totaling 62 for 439 yards. His 99 combined punt and kick returns are also fourth as are his 1,348 combined kick return yards.

Johnson currently lives in Shippensburg.



*Volunteer Assistant/
Offensive Line*

John Wetzel

Bloomsburg '98

4th year at Shippensburg

John Wetzel returns for his fourth season with the Shippensburg coaching staff as a volunteer assistant on the offensive line. Wetzel was a three-year starter at Bloomsburg from 1988-91.

Wetzel accrued six years of coaching experience and eight years

of playing experience before arriving at Shippensburg. From 2004-05, Wetzel was the offensive coordinator for the Chambersburg Cardinals, a semi-pro football team that plays in the North American Football League (NAFL). In two seasons with the Cardinals, Wetzel was part of a staff that led the Cardinals to its first two playoff appearances.

In 2000 and 2001, Wetzel served as the offensive and defensive line coach at Eastern Lebanon County High School (ELCO) High School in Myerstown, during which the team had a two-year record of 18-5. While there, he was part of a staff that led the Raiders to its first two PIAA District 3 playoff appearances in school history.

Prior to ELCO, Wetzel got his first coaching experience with the Myerstown Panthers, a midget football league team. He spent two seasons as the offensive and defensive line coach in 1998 and 1999.

As a player, Wetzel was a three-year starter and four-year letterman at ELCO as a member of the offensive line before earning All-PSAC Eastern Division Second Team honors in 1990 at Bloomsburg.

Following his high school and collegiate careers, Wetzel played two seasons of semi-pro football for the Central Penn Piranha of the then-International Football League (IFL) in 1996 and 1997. During that time, the team had a combined record of 29-1 advancing to the IFL championship twice and winning the title in 1997.

Wetzel received his bachelor's degree in psychology from Bloomsburg in 1998 and is currently working on his applied psychology master's degree from Penn State. He currently serves as the warden of the Franklin County Jail, a position he has held since 2002.

From 1992 to 2002, Wetzel held a variety of positions for the Berks County Prison, including correctional officer, training academy director and supervisor of treatment services. He was also a prison guard at Lebanon County Correctional Facility from 1989-92.

In his 20-year involvement in criminal justice, Wetzel has authored or co-authored articles in national publications as well as participated in presentations both statewide and nationally. In addition, he has also taken part in various community activities that include serving on the Board of Directors for the Franklin/Fulton Country Behavior Health Advisory Board and as a member of the *Chambersburg Public Opinion Diversity Panel*.

A native of Myerstown, Wetzel currently lives in Chambersburg with his wife Theresa and their four daughters, Ariel, Machaela, Tamaira, and Johny.

The Coaches

ASSISTANT COACHES

INFO

COACHES

OUTLOOK

PROFILES

REVIEW

PSAC

OPPONENTS

HISTORY



*Volunteer Assistant/
Defensive Backs*

Mark Luther

Penn State '92/'99M

3rd year at Shippensburg

Mark Luther returns for another season as a volunteer assistant coach to the Red Raiders providing instruction and assistance to the defensive backs along with coach Maciejewski. It is Luther's third year with the program after serving as an assistant in the 2005 season.

Among the talented members of the secondary Luther mentored in 2009 was All-PSAC Eastern Division First Team cornerback Travis Proctor, who led the team in solo tackles (40) and interceptions (4) while breaking up nine passes. Overall nine different players recorded an interception - the first time that a Red Raider squad has achieved this feat since 1999 - while SU ranked 31st in the nation for pass efficiency defense.

Before his arrival at Shippensburg, Luther was the head coach of Lock Haven University over the course of 4 ½ seasons from 2000-04, during which he guided the program to 16 wins. The program has amassed just five wins in five seasons since his departure.

He has accumulated much experience in the coaching ranks and was named the PSAC Coach of the Year in 2002 for his service as head coach at Lock Haven. It was the first time a Lock Haven coach had been selected for the award since Jack Fisher in 1979.

Luther earned the credit by leading his squad to their highest win-total in four seasons by leading the league in red-zone efficiency and finishing third in the league in turnover margin.

The 17-year veteran of the coaching ranks began his career as an assistant football coach at Juniata College in 1992. In 1994 Luther began his career at Lock Haven, where he served as an assistant coach working with wide receivers, defensive linemen and running backs. Three years into his time as a Bald Eagle assistant he was named the defensive coordinator, a position he served for an additional three years before being named head coach in 2000.

After leaving Shippensburg in 2005, Luther was an assistant coach at Shippensburg Area Senior High School in 2007 and an assistant coach at Scotland School for Veteran's Children in 2008.

Luther is a 1992 graduate of Penn State University, where he majored in Management Information Systems. He also has a master's degree from the school in 1999. While a Nittany Lion, he was a walk-on cornerback with the football team.

A native of Hawk Run, Pa., Luther and his wife Melissa currently reside in Chambersburg with their two sons, Tyler and Tanner. Luther is employed at Shippensburg as the MIS manager for the Student Association.



*Volunteer Assistant/
Defensive Line*

Dr. Robert Rollins

Appalachian State '64

15th year at Shippensburg

Bob Rollins, a retired faculty member who previously served the accounting and management information systems programs from 1969-2007, will volunteer his services as a coach for the Red Raider football team in 2010. He originally spent 14 years as a defensive line coach for Shippensburg from 1969-1982.

Rollins was the defensive coordinator at Shippensburg from 1979-82, instructing several talented players including three-time All-PSAC defensive end Ed Brown, an SU Hall of Famer who holds the all-time sacks record. In 1981, the Red Raiders won the PSAC Championship and the Lambert Cup, a distinction that honors the best Division II football program on the East Coast.

A four year letterman at Appalachian State University, Rollins graduated in 1964, and soon began his coaching tenure as the head football coach at Jonesville High School in North Carolina. Rollins guided the squad to a 24-6-1 record through three seasons at the helm, winning two conference titles and earning Yadkin County Coach of the Year honors in 1965 and 1966. He doubled as the wrestling coach while at Jonesville.

Rollins served as a graduate assistant coach at the University of Tennessee for two years, assisting with scouting and recruiting. He graduated from Tennessee in 1969 with a master's degree in accounting and management information systems, coming to Shippensburg later that year. In 1980 he earned his Doctor's degree from The Pennsylvania State University.

For 38 years, Rollins was a professor of management information systems at Shippensburg, beginning in 1969 and serving until his retirement in 2007. He held numerous responsibilities during his tenure, including roles as the director of the MBA program and the director of the Frehn Center of Management. Rollins was the Business Education/Office Administration department chairperson from 1984-1987 and the College of Business internship director from 2004 until his retirement.

Rollins, the 2002-03 recipient of the Jack and Mildred Prince Squires Teaching award and the 1995-96 recipient of the Howard C. Landis Teaching Excellence award, served as Shippensburg's faculty athletics representative from 1997-2000.

Rollins resides in Carlisle.



Wesley Mallicone **MS, ATC**

Director of Sports Medicine

Wesley Mallicone enters his ninth season as the Director of Sports Medicine at Shippensburg University. He leads the sports medicine department that provides services to 20 athletic teams and supervises the comprehensive health care needs of approximately 600 Ship student athletes. He is active within the campus community and has served on various campus committees.

A 1999 graduate of Duquesne with a Bachelor of Science degree in Athletic Training, Mallicone received his Master of Science degree in Psychology from Shippensburg in December 2000 and is currently enrolled in the Doctoral Program of Administrative and Leadership Studies at IUP. Mallicone initially worked as a graduate assistant in sports medicine under the mentorship of long-time athletic trainer Steve Heckler, who served Ship for 27 years.

After graduating from Shippensburg, Mallicone became a member of the Philadelphia Eagles staff after being hired as the team's seasonal intern athletic trainer for the 2001 season. While with the Eagles, Mallicone assisted in injury prevention, evaluation, rehabilitation, and emergency medical care. After working two training camps and a full season in the NFL, Mallicone became an assistant athletic trainer with the Barcelona Dragons of NFL Europa in March 2002 prior to coming to Shippensburg.

Additionally, Mallicone completed an athletic training internship with the Pittsburgh Pirates through the Professional Baseball Athletic Trainers Society (PBATS) and has worked several offseason mini-camps for the Minnesota Vikings in 2008, 2009 and 2010.

Mallicone, a certified athletic trainer and state credentialed to practice athletic training in the Commonwealth of Pennsylvania is an active member of the National Athletic Trainers' Association (NATA), the Eastern Athletic Trainers' Association (EATA), and the Pennsylvania Athletic Trainers' Society (PATs). He is also a certified instructor in Professional Rescuer, First Aid/CPR and AED for the American Red Cross.

A native of Uniontown, Mallicone currently resides in Shippensburg.



Joseph Theis **MS, ATC, NASM-PES**

Assistant Director of Sports Medicine

Joe Theis enters his fifth year as an assistant director of sports medicine at Shippensburg University where he is responsible for providing rehabilitation and emergency care to SU's student-athletes and assisting the director of sports medicine with insurance, injury tracking, record keeping and the scheduling of student employees.

Theis graduated from Duquesne in 2002 with a bachelor of science degree in athletic training where he completed clinical rotations with the Pittsburgh Pirates, UPMC Center for Sports Medicine, Robert Morris and Carnegie Mellon.

After receiving his degree from Duquesne he attended Clarion where he received a master of science degree in rehabilitation science in 2004.

While there, he served as a graduate assistant athletic trainer as well as an approved clinical instructor for California (Pa.) in its undergraduate athletic training program.

Theis, a certified Performance Enhancement Specialist through the National Academy of Sports Medicine (NASM), utilized his skills during his time at Clarion to develop comprehensive strength, balance, core stability and integrated flexibility programs for all of the student-athletes.

After receiving his master's degree from Clarion, Theis accepted an internship at the NASM headquarters in Calabasas, California where he was responsible for implementing orthopedic assessments, performing manual therapy and developing corrective exercise and performance enhancement programs for professional, collegiate and high school athletes.

A certified athletic trainer by the National Athletic Trainers' Association Board of Certification (NATA-BOC) and credentialed by Pennsylvania State Board of Medicine, Theis authored "Behind the Scenes 'Jumper's Knee'" published in the FORM newsletter, a publication of the NASM, in February 2005.

Originally from Coraopolis, Theis is married and lives with his wife, Allison, and daughters Riley, Ava and Delaney, in Chambersburg.



Becky Fitz **MS, ATC, NASM-PES**

Assistant Director of Sports Medicine

Becky Fitz returns for her fourth year with the Shippensburg University athletic training staff as an assistant director of sports medicine.

Fitz is a board-certified athletic trainer with a license in Pennsylvania and is a member of the National Athletic Trainers' Association (NATA). She is also a certified Performance En-

hancement Specialist (PES) through the National Academy of Sports Medicine (NASM).

At Shippensburg, she provides injury prevention, emergency care, treatment, and develops rehabilitation protocol for student athletes. Fitz also holds additional responsibilities in the sports medicine department, helping to administer physicals, providing medical coverage for summer athletic camps, and assisting with the drug testing of student-athletes.

In addition, she serves as an advisor to Tau Kappa, a service sorority for female student-athletes. Fitz has also been active in campus initiatives such as National Girls and Women in Sports Day and the Pink Zone campaign toward breast cancer awareness.

Fitz has a great deal of sports medicine experience to her credit, having served as an assistant athletic trainer and instructor at Catawba while also serving as a graduate assistant in the sports medicine department while at Shippensburg.

While at Catawba, Fitz served as the certified athletic trainer for the volleyball and baseball teams, and was an approved clinical instructor in the Athletic Training Education Program. In addition to her athletic training responsibilities, she also taught a nutrition class in the physical education department.

Fitz earned a bachelor's of science degree in athletic training in 2004 from East Stroudsburg where she was a two-time captain of the Warrior track and field team and was an active member of the athletic training club. She completed her graduate work with a master of science degree in psychology at Shippensburg in 2006.

Fitz currently resides in Chambersburg.



The Department of Sports Medicine is a comprehensive collection of allied health care professionals working in collaboration to provide the best possible health care to the student-athletes at Shippensburg University. A major emphasis by the Department of Sports Medicine is the prevention, evaluation, diagnosis, treatment, rehabilitation and student-athlete education of various sports related injuries and medical conditions.

Under the direction of Head Team Physician, Dr. Johnson G. Coyle and the Director of Sports Medicine, Wesley R. Mallicone, the Shippensburg University Department of Sports Medicine provides services to 20 athletic teams comprised of approximately 600 student-athletes.

The sports medicine staff includes three certified athletic trainers, one certified intern athletic trainer and numerous work study students. These individuals operate three athletic training facilities located throughout Shippensburg's athletic venues as well as an on campus rehabilitation center located inside Heiges Field House.

Philosophy

Shippensburg University's Department of Sports Medicine, a collection of allied health care professionals, is dedicated to servicing the health care needs of nearly 600 student-athletes on 20 NCAA Division II intercollegiate athletic teams.

The Department of Sports Medicine is :

- dedicated to helping the student-athletes achieve their academic and athletic success while simultaneously ensuring their health and well being.
- committed to creating a supportive environment that encourages trust, participation, open communication, collaboration, and respect among our student-athletes, coaches, sports medicine staff, physicians and university community, regardless of the student-athletes' sport, gender, race, ethnic, social or economic background.
- committed to the delivery of consistent quality services in an efficient and safe manner, through the use of our modern facilities and incorporating the most recent developments in sports medicine which meets the needs of the student-athletes, coaches, sports medicine staff, physicians and university.
- committed to constantly integrating the latest information concerning on-the-field emergency care, evaluation of injuries, rehabilitation, counseling and education for all of the Shippensburg University student-athletes.

Through these principles, we are committed to providing the best possible care for every student-athlete to ensure a lifetime of success in their lives and careers after departing Shippensburg University.

Facilities

Athletics Weight Room

The Athletics Fitness Center is a brand new weight training and exercise facility constructed exclusively for use by the student-athletes on the campus of Shippensburg University. The facility is typically open Monday through Thursday from 10 a.m. to 7 p.m. and on Fridays from 10 a.m. to 5 p.m. The center features state-of-the-art equipment, including Precor Cardio products, six PowerLift stations, 12 different Cybex Eagle stations, a Cybex Modular station, numerous Hoist free weight stations, a plethora of weight and barbells and various medicine balls along with additional fitness resources.

Student Recreation Center

This 64,000 square-foot Student Recreation Center, which operates under the moniker of "ShipRec", provides the following amenities to the Shippensburg University community: 39 cardiovascular machines with televisions, 15 Cybex Eagle Circuit Power Lift Stations, a free weight area, four multi-purpose courts for volleyball, basketball, tennis and badminton, an 1/8 mile elevated running track, an 1,800 square-foot fitness studio and two racquetball courts.





2010 Season Outlook

2010 Season Outlook

NUMERICAL PRESEASON ROSTER

No.	Name	Pos.	Yr.	Ht.	Wt.	Hometown/High School
1	Taimur Harris	SE	R-So.	5-10	165	Darby/Penn Wood
2	Bryan Barley	SE	So.	5-11	150	Berwyn/Conestoga
3	Marcus Cooper	DB	R-So.	5-9	155	Philadelphia/A. Lincoln (Philadelphia C.C.)
3	Lance Kopp	SE	Fr.	6-2	175	Ephrata/Ephrata
4	Roshaan McCain **	HB	R-Jr.	5-10	178	Chester Springs/Downingtown
5	Kevin Herod *	FB	R-So.	6-1	220	Allentown/Parkland
5	Theo Davis	LB	Fr.	6-1	205	Chalfont/Central Bucks South
6	Bryan Culler	DB	R-Jr.	6-0	175	Lansdowne/John Bartram (T. Stevens)
7	Jacob Baskerville	SE	R-So.	6-2	180	Pottstown/Pottsville
8	Marcellus Sammons *	DB	R-Jr.	6-1	211	Philadelphia/Northeast
9	Pete O'Connor	QB	R-So.	6-3	186	Exton/Downingtown East
10	Tyrik Clary	LB	R-So.	6-0	195	Philadelphia/Northeast
11	Mike Goode	DB	R-Fr.	6-0	170	Norristown/Norristown
12	Andrew Konieczka	QB	Fr.	6-2	185	Gaithersburg, Md./Saint John's
13	Pat Schuhl	FB	So.	6-0	204	Mullica Hill, N.J./Gloucester Catholic
14	Jeff Tomasetti	QB	R-So.	6-1	193	Claymont, Del./Brandywine
15	Dillon Mazzoni	QB	Fr.	6-2	203	Indiatlantic, Fla./Melbourne
16	Dave Chervansky	QB	R-Jr.	6-0	207	Huntington, Conn./St. Joseph
17	Steven Adams	QB	R-So.	6-5	205	Cedar Grove, N.J./Cedar Grove
18	Zach Zulli	QB	R-Fr.	6-2	175	Schwenksville/Perkiomen Valley
19	Nate Schmidt	K	R-Fr.	6-2	168	Jim Thorpe/Jim Thorpe
20	Jon Eisemann	HB	Fr.	5-10	173	Hartsville/Central Bucks South
21	Avery Coleman	DB	R-Fr.	5-10	175	Media/Penncrest
22	Kevin Marshall ***	HB	R-Sr.	5-10	183	Philadelphia/Scotland School
22	Kyle Kush	DB	Fr.	5-10	190	West Grove/Avon Grove
23	Jamahn McCollough ***	S	R-Sr.	5-11	178	Baltimore, Md./Randallstown
23	Christian Hoover	PK	Fr.	5-10	180	Greencastle/Greencastle-Antrim
24	Mike Frenette *	HB	So.	5-9	175	Carlisle/Cumberland Valley
25	Tyriq Kershaw	S	R-Fr.	5-11	180	Media/Penncrest
26	Mike Lloyd *	DB	R-So.	5-9	171	Philadelphia/Central
27	Xavier Selby	SE	Fr.	6-3	185	Monroe Township, N.J./Monroe Township
28	James Cooper	DB	Fr.	5-11	168	Reisterstown/Franklin
28	Jeryl Cole	FB	R-Fr.	5-11	201	Baltimore, Md./Patterson
29	Kriss Brown	HB	Fr.	5-10	180	Sinking Spring/Wilson
30	Cody Plesnar	TE	Fr.	6-0	205	Dallas/Dallas
31	Kyle Karpinski	S	R-Fr.	5-11	176	Lancaster/Manheim Township
32	Camryn LaSalle	HB	R-Fr.	5-10	175	Bensalem/Bensalem
33	Vinnie Ranauto **	LB	Jr.	5-11	197	Bear, Del./Caravel
34	Drew Newcomer	K	R-Fr.	5-11	174	Carlisle/Boiling Springs
35	Michael Baber	HB	Fr.	5-9	184	Springfield, Va./West Springfield
36	Corey Hunt *	S	R-So.	6-0	182	Frederick, Md./Thomas Johnson
37	Dakota Kessler	DB	R-So.	5-10	173	York/West York
38	Brian Sourber	LB	Fr.	6-1	185	Lancaster/Manheim Township
39	Trevor Mack	DB	Fr.	5-9	165	West Chester/The Hill School
40	Kevin Cruz	SE	Fr.	5-10	175	Manalapan, N.J./Manalapan
41	Riley Bowen ***	LB	Sr.	5-11	189	Mansfield/Mansfield
42	Nik Rosenberry	TE	R-So.	6-4	243	Altoona/Altoona
43	Chris Johnson	LB	R-So.	6-0	203	Frederick, Md./Thomas Johnson
44	Cody Fleming	LB	R-So.	6-0	207	Pennsburg/Upper Perkiomen
45	Matt Robertson	LB	Fr.	5-9	205	Camp Hill/Camp Hill
46	Drew Sneeringer	LB	R-Fr.	6-3	210	Hanover/South Western
47	Chase Fleming	LB	Fr.	6-0	207	Pennsburg/Perkiomen Valley
48	Zach Sheard	LB	Fr.	6-2	220	Mount Laurel, N.J./Camden Catholic
49	Pat Diamond	FB	Fr.	5-9	225	Perry Hall, Md./Archbishop Curley
50	Sean Sadosky	LB	Fr.	6-1	215	Saint Mary's/Saint Mary's
51	Joe Weaver	OL	Fr.	6-3	305	Manheim/Manheim Central
52	Drew Gallardy **	OL	R-Sr.	6-2	279	Altoona/Altoona
53	Brandon Robinson	OL	Fr.	6-2	270	Mont Alto/Waynesboro
54	Beau Hoffman	LB	R-Jr.	6-0	200	West Milton/Lewisburg
55	Nick Breon	OL	R-So.	6-1	245	Hershey/Lower Dauphin (Clarion)

No.	Name	Pos.	Yr.	Ht.	Wt.	Hometown/High School
56	John Garnier	OL	R-So.	5-11	269	Tobyhanna/Pocono Mountain West
57	Peter Kreisher **	OL	R-Jr.	6-3	305	Macungie/Emmaus
58	Steve Hohenwarter **	OL	R-Jr.	6-1	270	Landisville/Hempfield
58	Nate Emig	DL	Fr.	6-4	230	York/Central York
59	Joe Bucher	OL	Fr.	6-3	260	Mechanicsburg/Cumberland Valley
60	Grant Harpster	OL	R-Fr.	6-0	275	Reedsville/Indian Valley
61	Tyler Fairchild	OL	Fr.	6-0	275	Shippensburg/Shippensburg
62	Bobby Mullen *	OL	R-So.	6-2	238	Philadelphia/North Catholic
63	Greg Bamberger	OL	Fr.	6-2	310	Blandon/Fleetwood
64	Justin Bloom	OL	R-Fr.	6-0	255	Lancaster/Hempfield
65	Tyler Magill	DE	Fr.	6-3	230	Darnestown, Md./Quince Orchard
66	Shay Ceglar	OL	R-Fr.	6-0	240	Port Matilda/State College
67	Matt Most	DL	Fr.	6-5	224	Reston/South Lakes
68	Derek McDowell	OL	Fr.	6-3	275	Johnstown/Conemaugh Township
69	Brandon Kline	DL	R-Fr.	5-11	250	Columbia/Hempfield
70	Myles Roche	OL	R-Jr.	6-4	241	Taylor/Riverside
71	Derek Sauder	OL	Fr.	6-5	280	Lancaster/Penn Manor
72	Tim Latham	OL	Fr.	6-4	265	Quarryville/Solanco
73	Chris Restino	OL	R-So.	6-0	258	Fredericksburg, Va./Riverbend
74	Andrew Lesagonicz	OL	Fr.	6-3	260	Laureldale/Muhlenberg
75	Kevin Mosely	DT	R-Jr.	6-2	280	Philadelphia/Scotland School (T. Stevens)
76	Carlos Mera-Aguilar	OL	R-So.	6-8	340	Harrisburg/Bishop McDevitt (GIT/Lincoln/HACC)
77	Brandon Parks	OL	R-Fr.	6-2	265	Newburg/Southern Huntingdon
78	Jake Weimer	DL	Fr.	6-0	295	Meyersdale/Meyersdale
79	Jason Brady	OL	R-Fr.	6-3	285	Hanover/Delone Catholic
80	Jake Metz	DL	R-Fr.	6-6	215	Harleysville/Souderton
80	Josh Shearer	SE	Fr.	5-11	180	Duncannon/Susquenita
81	Alex Kuljian	TE	Fr.	6-2	220	Temecula, Cal./Great Oak
82	Brian Heitz	TE	R-Jr.	6-3	234	New Holland/Garden Spot
83	Jake Biondi **	TE	R-Sr.	6-3	229	Springfield/Springfield
84	Kevin Shaw	SE	Fr.	6-1	178	Warminster/Archbishop Wood
85	Matt Koontz	SE	Fr.	6-3	195	Littlestown/Littlestown
86	Andrew Millay	TE	Fr.	6-2	225	New Providence/Lancaster Catholic
87	Trevor Harman	SE	Fr.	6-0	185	Mechanicsburg/Cumberland Valley
88	Will Killeen	WR	R-Fr.	6-0	180	Phoenixville/Phoenixville
89	Mike Schmidt	LB	R-Fr.	6-4	220	Levittown/Harry S Truman
89	Kyle Mahorney	TE	Fr.	6-4	195	Hanover/South Western
90	Andy Horn **	DL	R-Sr.	6-3	223	York/Central York (Towson)
91	Phil Long	DL	R-Fr.	6-1	300	Harleysville/Souderton (IUP)
92	Dainen Green	DL	R-Fr.	6-2	244	Glassboro, N.J./Glassboro
93	Ryan Brady	DE	R-So.	6-3	225	Bensalem/Bensalem
94	Zach Collins **	DL	R-So.	5-11	259	Philadelphia/Glen Mills
95	James Brennan	LB	Fr.	5-11	190	King of Prussia/Upper Merion
96	Mark Kahlil Smith	DL	R-So.	5-11	278	Wynnewood/Lower Merion
97	Erik Van Ness **	DL	R-Jr.	6-0	252	Lackawaxen/Wallenpaupack
98	Saeed Khateeb	DL	R-So.	6-3	250	Birdsboro/Daniel Boone (IUP)
99	Charlie McCairns	LB	Fr.	6-2	235	Warminster/Archbishop Wood

* Indicates letters won.

Pronunciation Guide

1	Taimur Harris	TAY-mur	33	Vinnie Ranauto	ruh-KNOT-oh
18	Zach Zulli	ZULL-ee	57	Peter Kreisher	CRY-sheer
20	Kevin Herod	HAIR-ed	66	Shay Ceglar	SEEG-ler
23	Jamahn McCollough	juh-MON muh-CULL-uh	76	Carlos Mera-Aguilar	MARE-uh-AGG-will-are
24	Mike Frenette	fruh-NET	98	Saeed Khateeb	sah-EED ka-TEEB



Kevin Marshall

After winning a PSAC championship for the first time in 28 years, the 2010 Shippensburg University Red Raider football team is looking to accomplish a mission it has never before achieved: appearing in the 'State Game' for back-to-back seasons.

The memories of an unforgettable season will certainly be fresh at the onset of the new campaign. The Red Raiders scored 21 or more points in all 12 games of the 2009 season, a feat never before accomplished in 105 seasons of organized football at the university. The combination of this offensive boon and a resurgent defense helped the team finish the year as the No. 15-ranked squad in the nation according to the American Football Coaches Association (AFCA).

Shippensburg eliminated one of its most important bugaboos in 2009 by winning all five of its regular-season games that were decided by 10 points or less. Three of those five victories came against nationally-ranked opponents. The Red Raiders had been 1-6 in such games during the two previous seasons.

Head coach **Rocky Rees**, the reigning AFCA Region 1 and PSAC Eastern Division Coach of the Year, returns for his 21st season at the helm of the Red Raiders with a roster that features 20 returning letterwinners and 14 returning starters (six of which are All-PSAC performers). Seven starters return on offense and six on defense, including four linemen on the offensive line.

QUARTERBACK

Shippensburg will have to account for the loss of several valuable players from its PSAC championship season, and one of the most important vacancies lies at the quarterback position. Chad DiFebbo, the MVP of the State Game, departs after setting single-season school records for passing touchdowns (27) and total touchdowns (28) in addition to throwing for 2,507 yards. He tied the school record for the most consecutive games with a touchdown pass (14) and was one of just five quarterbacks in history to throw for more than 2,000 yards in a season.

Competition will be intense for the signal-calling duties in 2010. None of the returning candidates for playing time has ever started a collegiate game and the group has totaled just 12 appearances and 39 combined pass attempts.

The most veteran member of the group is junior **Dave Chervansky**, the primary backup in each of the last two seasons. Originally a transfer from U-Mass, Chervansky appeared in six games last season and has thrown for 220 yards in two years of service.

Sophomore **Steven Adams**, a 6-foot, 5-inch signal caller from New Jersey, appeared in one game last season and is the only other quarterback on the roster who has attempted a pass. Fellow sophomore **Jeff Tomasetti** appeared in one series under center last year while sophomore **Pete O'Connor** has yet to get in a game. True freshmen **Dillon Mazzoni** and **Andrew Konieczka** are expected to redshirt.

HALFBACK

Shippensburg's unquestioned strength in 2010 will be its armada of talented running backs at its disposal in the Wing-T offense. Three letterwinners are back for a squad that led the PSAC last season in time of possession (32:40) and in total rushes (510).

The veteran leader of the group is senior **Kevin Marshall**, a two-time All-PSAC Eastern Division performer who has led the team in rushing twice in the last three years. He has rushed for 1,111 yards through three seasons while averaging 4.2 yards per carry and displaying the ability to produce a big run.

Junior **Roshaan McCain** has continued to impress when given the opportunity to carry the ball – a fact evidenced last season with a 188-yard, three-touchdown performance at Millersville on just eight carries. McCain averaged 8.0 yards per carry on 39 rushes last season and has totaled 636 rushing yards in just two years.

Sophomore **Mike Frenette** was the team's breakout star last season and proved he was ready for a significant workload from the onset of the season. Frenette started 11 games last season as a true freshman and totaled 420 rushing yards, 349 receiving yards and seven touchdowns. He averaged 5.6 yards per carry and is primed for another strong season.

Among the other candidates for playing time this season include redshirt freshman **Camryn LaSalle** and **Jeryl Cole**, who competed with the team during the spring. **Michael Baber**, **Kriss Brown**, **Jon Eisemann** and **David Tyler** are among the expected redshirts.

FULLBACK

Sophomore **Kevin Herod** earned the starting fullback spot last season and never looked back. He started all 11 games in which he competed last season and totaled 727 yards, the most by any Raider back since current Green Bay Packer John Kuhn in 2004. An All-PSAC First Team pick and a Second Team All-American per Don Hansen's Football Gazette, Herod took the handoff for 37 percent of SU's rushes in 2009 and only 15 of his 188 rushes went for negative yards.

Fellow sophomore **Pat Schuhl** also received playing time during his true freshman season and made the most of his opportunities. Schuhl got in four games and ran for 94 yards, averaging 7.8 yards per carry. His workload is expected to increase this season. **Pat Diamond** leads the group of incoming freshmen that are projected to redshirt.

SPLIT END

The Red Raiders will need some new contributors at the split end position. AFCA All-American Mike Harris, SU's all-time receptions leader, has moved on along with Chase DiFebbo. The duo combined for 89 receptions and 1,624 yards in 2009.

Sophomore **Jacob Baskerville** is one of the leading candidates for a starting spot in 2010. The 6-foot, 2-inch receiver appeared in eight games last season and will be looked upon for production this season.

Fellow sophomore **Bryan Barley** made an immediate impact last season as a return specialist and will be seeing more playing time at split end in 2010. Barley appeared in all 12 games and earned one start.

A third sophomore, **Taimur Harris**, continues to climb the depth chart and will be given some opportunities for playing time along with classmate **Will Killeen**. Additionally, **Jeff Tomasetti** could see some time at the position.

TIGHT END

With the graduation of senior leader Mark Rossi, a triumvirate of candidates will be seeking to bolster the offensive line as a blocker and occasional pass catcher. Last season, Rossi finished the regular season with seven more receiving touchdowns than all of the other starting tight ends from the PSAC Eastern Division combined and was one of just three Red Raiders to play in all 45 games over the last four seasons.

Senior **Jake Biondi** has appeared in 25 games over the last three seasons and is a favorite for the starting tight end spot. Junior **Brian Heitz** continued to develop last season and has suited up in all 23 games over the last two seasons. He also figures to see regular playing time at the position.

Sophomore **Nik Rosenberry** made the switch from defensive lineman to tight end during the spring and is looking to earn some playing time at the position along with redshirt freshman **Austin Bartley**, a converted split end.

Alex Kuljian, a native of the state of California, is among the freshmen that are looking to make an immediate impact at the position along with **Kyle Mahorney** and **Cody Plesnar**.

OFFENSIVE LINE

In 2009, Shippensburg's offensive line overcame the loss of its bookend tackles by allowing just 22 sacks in 12 games and providing ample protection for the Red Raiders to average 182.2 rushing yards and 214.4 passing yards per game. This year's unit loses just one senior and figures to help the squad stay strong up front.

Senior **Drew Gallardy** is a co-captain this season and will anchor the right tackle spot this season. Gallardy, the 2010 Chris Heilman World Cup Scholarship Recipient, was the team's second-most prolific lineman last season in terms of snaps and has started 22 of the team's 23 games over the last two years. Junior **Myles Roche** and redshirt freshman **Nick Breon** will also see time at the position this season.

On the opposite end of the line, junior **Steve Hohenwarter** is a second-year starter at left tackle. Hohenwarter was strong in the second half of last season and started all 12 games for the Red Raiders. Among the projected back-ups include freshmen **Brandon Parks**, **Jason Brady** and **Clayton Dick**.

Sophomore **Bobby Mullen** earned All-PSAC recognition last season for his work at the left guard position. Mullen started all 12 games and was among the team's strongest gradeouts. He returns at left guard and will be supported by freshman **Shay Ceglar** and **Earl Griffiths**.

The workhorse is the center: junior **Peter Kreisher**. He has missed just 11 snaps over the past two seasons, starting all 23 of the team's games. Kreisher had the best gradeout of any offensive lineman during the regular season in 2009 and will once again anchor the center spot. Sophomore **John Garnier** will be a backup.

Dave Fremont, a team captain last year at right guard, is the only non-returning starter along the line. Sophomore **Chris Restino** is the early favorite as the starter while freshman **Justin Bloom** will provide competition.



Kevin Herod

DEFENSIVE LINE

Despite starting last season with zero returning starters along the defensive line, nine players finished the year with multiple tackles for loss and multiple sacks. SU finished 2009 with 32 sacks – its most in a season since 1991 – and returns three starters on its defensive line in 2010.

One of those starters, senior defensive end **Andy Horn**, is one of just four players over the last eight years to record at least five sacks in a season. Horn, an All-PSAC Eastern Division Second Team pick last season, will be an anchor along the line after his 5.5 sack campaign of 2009.

Along the interior, senior **Erik Van Ness** will serve as the defensive tackle after appearing in every game over the last two seasons. He was a solid contributor last season and has totaled 35 tackles in two years. Sophomore **Mark Kahlil Smith** impressed last season as the nose guard and will look to build off a strong campaign in which he started every game in his first full season of competition.

Several contributors will be looking to bolster the depth along the line including sophomore Zach Collins. **Jake Metz** and **Mike Schmidt** will compete at the buck position while **Dainen Green** and **Saeed Khateeb** will work for time along the end. **Brandon Kline** is a candidate for playing time at nose guard while four redshirts will be vying for time at tackle.

LINEBACKERS

Three linebackers have departed from the 2009 roster but the position boasts significant depth and is one of the strongest on the squad.

Senior **Riley Bowen** is a co-captain in 2010 and returns to solidify the SAM linebacker spot. He is a two-time All-PSAC Eastern Division Second Team pick and has totaled 158 tackles in three years of service. Bowen has never missed a game in his career and has made 24 consecutive starts entering the season. Freshman **Drew Sneeringer** is an expected backup.

Sophomore **Cody Fleming** made his presence known in a big way last year during his first season on the squad. Fleming finished fifth on the team in tackles last year despite making no starts. He was an integral presence and appears to be the favorite to start at the MIKE linebacker spot in 2010. Veteran **Beau Hoffman** will provide support along with promising sophomore **Tyrik Clary**.

Junior **Vinnie Ranauto** continued to impress last season and is the likely starter at WILL linebacker. Ranauto ranked second on the team last year with 60 tackles and made starts in six of the final seven games of the season.

Chris Johnson will also be competing for playing time at this spot.



Riley Bowen

SECONDARY

The returning members of the secondary will need to step it up this season after the departures of three integral regulars: Travis Proctor, Jeff Fertig and Nick Melusky. All three men were integral to a unit that ranked second in the PSAC last season in pass defense efficiency and total interceptions.

The most veteran returner is senior **Jamahn McCollough**, ready for his second year at free safety. McCollough was injured in the '09 season opener but came back and started the final five games of the season. He has 73 tackles and four interceptions to his credit in three years and will be counted upon for stability this season.

Perhaps no player made greater strides in 2009 than junior **Marcellus Sammons** – the projected starter at weak-side cornerback. The 6-foot, 1-inch Sammons frequently shutdown opposing receivers last season in 11 games, totaling 33 tackles and recording four pass breakups. His presence was undeniable last season and will again be a significant factor along the backlines. **Marcus Cooper** and **Avery Singleton** will provide depth.

With Melusky's departure, sophomore **Corey Hunt** emerges as the favorite to start at strong safety. Hunt appeared in 10 games last year, making 22 tackles while recording one sack. A group of candidates that includes **Mike Goode**, **Tyriq Kershaw** and **Kyle Karpinski** is also vying for the starting spot.

The strong-side cornerback spot currently features two men vying for the starting job. Freshman **Avery Coleman** is the favorite while junior **Bryan Culler**, a Stevens Tech transfer who redshirted last season, is another strong candidate.

Sophomore **Mike Lloyd** will also see time at safety this season after impressing in his debut campaign. Lloyd stepped in to start after McCollough's injury and performed well before getting injured himself later in the year. He finished his debut season with 33 tackles in nine games. **Dakota Kessler** will also compete at safety this season.

SPECIAL TEAMS

There is perhaps no greater area of competition will arrive than at the place kicker and punter position. Stalwart Kyler Ford has graduated and the starting spots are up in the air.

After the Spring Game, freshman **Drew Newcomer** was atop the depth chart at place kicker and facing competition from fellow redshirt **Nate Schmidt**. Either could see time this season at place kicker, punter, or both. A group of newcomers led by **Christian Hoover** will also challenge for the starting spot.

All-purpose yardage institution **Kevin Marshall** will be the team's leading kickoff returner once again after averaging 24.7 yards per return last season. Sophomore **Bryan Barley** is also expected to serve as a primary kick returner but is also the favorite to be a punt returner after the departures of Mike Harris and Chase DiFebbo.



Player Profiles



RILEY BOWEN CO-CAPTAIN

LB • Senior • 6-0 • 200
Mansfield/ Mansfield

41

- 2009 Zack Topper Memorial Scholarship Recipient
- 2009 All-PSAC Eastern Division Second Team (LB)
- 2008 All-PSAC Eastern Division Second Team (LB)

Bowen is an integral team leader who leads the group of returning linebackers in 2010. He earned his second All-PSAC Second Team selection in 2009 after finishing the season ranked third on the squad with 58 tackles including 38 solo stops. He had 7.5 tackles for loss and compiled two sacks for a total loss of 27 yards, including one on the final play of the team's victory over No. 3 Bloomsburg. In three years as a Red Raider, Bowen has totaled 158 tackles and has never missed a game, having started 24-in-a-row entering the 2010 season.

2009 (Junior): Received All-PSAC Eastern Division Second Team honors at linebacker for the second straight year after ranking third on the team in tackles...started all 12 of the team's games and extended his consecutive games started streak to 24...finished third on the team with 38 solo stops in addition to 20 tackle assists...compiled 7.5 tackles for loss and had one interception...capped off the team's upset victory at Bloomsburg with a quarterback sack on the final play of the game... totaled two sacks on the season...averaged 5.3 tackles per game in Eastern Division play...had at least two tackles in every game...recorded a season-high eight solo tackles against Kutztown...contributed to at least one tackle for loss in the final six games of the season...converted a fake punt at Cheyney with a nine-yard rush...amassed five solo tackles including one sack against West Chester on Homecoming... achieved a season-high six solo tackles at C.W. Post.

2008 (Sophomore): Named to the All-PSAC Eastern Division Second Team after excelling from the outside linebacker position and starting all 11 of the team's games...dominated the line of scrimmage...tied for the team lead with 74 tackles, including 50 solo stops...forced three fumbles on the season and broke up seven passes...recorded three sacks for a total of 22 yards, a club best...led team with 12 tackles for a loss, ranking him fifth-best in the PSAC...collected an interception against East Stroudsburg and returned it five yards...notched nine tackles in the same game...had a season-best 13 tackles in win over C.W. Post... named PSAC Eastern Division Player of the Week after victory over Marauders...became first Red Raider honored by conference in two years...created a forced fumble that led to game-winning drive against Millersville along with a team-high nine tackles and a sack...recorded at least one tackle in every game during the season...registered a safety with an impressive tackle in the end zone against Shepherd...averaged 6.5 tackles per game in Eastern Division play...amassed nine or more tackles in four of the first six games during the season.

2007 (Freshman): Recorded 11 solo tackles and 15 assists for 26 total tackles on the season...contributed 1.5 tackles for loss during the campaign in addition to one pass breakup...finished his first season with at least one tackle in the last 10 games of the season...tallied a season-high five tackles in the season finale at California (Pa.)...posted a season-best three solo tackles against Slippery Rock...combined with Bill Morrison for a sack against Clarion...made starts against Edinboro, Millersville, Slippery Rock and California (Pa.).



Mansfield High School: Played for head coach Tom Dickenson... competed as a running back and a middle linebacker and won four letters, in addition to three letters in basketball as a point guard and four track letters as a discus and javelin thrower...was a captain of the football team in 2005 and was named to the Senior All Star North squad...ran for 1,459 yards as a senior and led the team in rushing yards, receiving yards and touchdowns.

Personal: Full name is Riley William Bowen...is the son of Larry and Debbie Bowen...born July 9, 1989...majoring in mathematics.

Defense	G	UT	AT	TT	TFL	Sacks	Int	PBU	FF	FR
2007	11	11	15	26	1.5-0	0.5-0	0-0	1	0	0
2008	11	50	24	74	12.0-47	3.0-22	1-5	7	3	3
2009	12	38	20	58	7.5-45	2.0-27	1-0	3	0	0
Career	34	99	59	158	21-92	5.5-49	2-5	11	3	3



DREW GALLARDY CO-CAPTAIN

OL • R-Senior • 6-2 • 245
Altoona/Altoona

• 2010 Chris Heilman World Cup Scholarship Recipient

52

Gallardy, the 2010 Chris Heilman World Cup Scholarship Recipient, is the most veteran member of the returning starters along the offensive line in the 2010 season. He emerged as a valuable right tackle in 2009 and was the second-most prolific lineman in terms of snaps on field. The offensive line allowed just 20 sacks last season and Gallardy – the only senior on the unit – will be among the anchors once again. He is the favorite to return at right tackle but has proven he can play at virtually any position along the line after making 10 starts as a left guard in 2008.

2009 (R-Junior): Moved to right tackle and continued his presence as a solid fixture on the line...started all 12 games for the Red Raiders... contributed to a group that allowed just 22 sacks in 12 games while SU averaged 182.2 yards rushing and 214.4 yards passing per game... graded out at 65 percent for the regular season...achieved a season-high grade-out of 78 percent in 63 snaps against West Chester on Homecoming...hit the field for a season-high 82 snaps in the season-opener against Shepherd...was on the field for every snap in eight of the first 10 games of the season.

2008 (R-Sophomore): Became an everyday starter on the offensive line with 10 starts in 11 appearances...made his first career start against Shepherd in season opener...competed in a season-high 77 snaps against Kutztown, grading out at 60 percent...posted a season-high grade-out of 66 percent on three occasions, including Lock Haven, East Stroudsburg and Bloomsburg...averaged a grade-out of 58 percent in his first full season as a left guard for the Red Raiders.

2007 (R-Freshman): Debuted as an offensive lineman for Shippensburg...appeared in contests against Clarion, Millersville and Lock Haven in his first season with Shippensburg...competed for 14 snaps against the Golden Eagles on October 6 and 10 snaps against the Bald Eagles on October 27.

2006 (Freshman): Redshirt season.

Altoona High School: Played for head coach Phil Riccio...competed in the Mid-Penn Conference...was a member of the offensive and defensive line...earned the Cohen Blanket Award, the longest running blanket award in the country, named first-team all-area and first-team all-county in addition to being named as an honorable mention on All-State and All-Conference squads...was a three-time letterman in football and won a letter in track.

Personal: Full name is Drew Gerard Gallardy...is the son of Robert and Vickie Gallardy...born Oct. 6, 1987...majoring in exercise science with a minor in coaching...is one of three children with brothers Kyle and Derek.



INFO

COACHES

OUTLOOK

PROFILES

REVIEW

PSAC

OPPONENTS

HISTORY



STEVEN ADAMS

QB • R-Sophomore • 6-5 • 205
Cedar Grove, N.J./Cedar Grove

17

2009 (R-Freshman): Made his collegiate debut with an appearance in the home victory over Lock Haven...completed two of his three pass attempts for 13 yards, including a long of eight yards...compiled a 103.1 efficiency rating...played under center for two series.

2008 (Freshman): Redshirt season.

Cedar Grove High School: Played for head coach Ed Sadloch's Panthers while competing in the Colonial Hills Conference...helped lead Cedar Grove to two New Jersey state football championships...passed for more than 2,000 yards during high school career while connecting on 29 touchdown strikes...also rushed for three touchdowns on the ground...served as team captain during senior season...named first team all-conference during both junior and senior campaigns...named an all-state, all-county and all-area selection following senior season...also a member of the Panthers basketball team, scoring 1,000 points.

Personal: Full name is Steven Robert Adams...is the son of Thomas and Susan Adams...born Sept. 8, 1989...majoring in history.

Passing	G	Att	Cmp	Pct	Yds	TD	Int	Lg	Eff
2009	1	3	2	66.7	13	0	5	8	103.1
Career	1	3	2	66.7	13	0	5	8	103.1



BRYAN BARLEY

SE • Sophomore • 5-11 • 150
Berwyn/Conestoga

2

2009 (Freshman): Immediately contributed to the Red Raiders in his first year with the program, appearing in all 12 games during the season and making one start at split end against Lock Haven...emerged as a viable return specialist...returned 16 kickoffs, second-most on the team, for a total of 367 yards (23.0 ypr avg.)...averaged 10 yards on a total of six punt returns...broke out for a 61-yard kickoff return in the season opener at Shepherd...totaled 173 return yards against Millersville, including a 41-yard kickoff return and a 40-yard punt return...took two handoffs during the season and totaled 27 yards...caught one pass in the season opener for eight yards...recorded one solo tackle.


Conestoga High School: Named First Team All-Central League and First Team All-Main Line at the wide receiver position after competing for head coach John Vogan at Conestoga High School...led his team in receptions (24) and receiving yards (401) while averaging 16.7 yards per catch as a senior...scored three receiving touchdowns...ran for 218 yards on 23 carries, averaging 9.5 yards per rush and scoring three rushing touchdowns...also thrived as a kick returner, scoring four touchdowns on returns during the season...played defensive back as well for the Pioneers...also competed in track and field.

Personal: Full name is Bryan Andrew Barley...is the son of Steve Barley and Karen Nace...born Apr. 9, 1990...majoring in business administration.

Receiving	G-GS	Rec	Yds	Avg	TD	LG
2009	12-1	1	8	8.0	0	8
Career	12-1	1	8	8.0	0	8

Rushing	G	Att	Gain	Lost	Net	Avg	TD	LG
2009	12	2	17	0	17	8.5	0	10
Career	12	2	17	0	17	8.5	0	10

Returns	G	KR	Yds	Avg	TD	PR	Yds	Avg	TD
2009	12	16	367	22.9	0	6	60	10.0	0
Career	12	16	367	22.9	0	6	60	10.0	0



Bryan Barley



JACOB BASKERVILLE

SE • R-Sophomore • 6-2 • 180
Pottstown/Pottsville

7



JAKE BIONDI

TE • R-Senior • 6-3 • 225
Springfield/Springfield

83

2009 (R-Freshman): Appeared in eight games for the Red Raiders in his debut season as a split end...totaled two receptions for 17 yards during the season...brought in a season-long reception of 12 yards against Millersville...also caught a pass for five yards against Lock Haven...averaged 8.5 yards per catch.

2008 (Freshman): Redshirt season.

Pottsville High School: Named to the Schuylkill County Football Coaches Association South All-Star Team as an Honorable Mention selection at wide receiver...was also a second team selection as a defensive back...played for head coach Kevin Keating...totaled seven receptions for 79 yards and one touchdown, including a season-long of 34 yards...averaged 11.3 yards per catch...finished his two-year career as a defensive back with 125 tackles, eight pass breakups and four interceptions...recorded one punt return touchdown of 58 yards against Exeter...totaled 105 punt return yards and one touchdown as a senior...on defense, totaled 38 tackles (14 solo, 24 assisted)...totaled two pass breakups and one sack for five yards...also recorded a team-high two interceptions and two fumble recoveries...had 11 tackles in a 12-7 victory at Blue Mountain on September 14...totaled 87 tackles as a junior, including 27 solo...also had six pass breakups, two interceptions, two fumble recoveries and one forced fumble...had one reception for six yards...team finished 13-3 overall in 2006 while winning its third-straight District XI AAA championship and second consecutive PIAA AAA Eastern championship...Crimson Tide advanced to the PIAA state championship game.

Personal: Full name is Jacob Daniel Baskerville...is the son of Claude and Patrice Baskerville...born Apr. 28, 1990...majoring in exercise science.

Receiving	G-GS	Rec	Yds	Avg	TD	LG
2009	8-0	2	17	8.5	0	12
Career	8-0	2	17	8.5	0	12

2009 (R-Junior): Maintained his status as a valuable tight end and blocker along the offensive line for Shippensburg...appeared in all 12 games during the season...caught one pass for seven yards...received his first career start at C.W. Post.

2008 (R-Sophomore): Solidified his role as a dependable tight end...appeared in 10 games...hauled in four receptions for 51 total yards... nabbed first career touchdown against Cheyney on a 24-yard strike... recorded a career-high 32 yards in the contest against Cheyney...had catches against Shepherd and Mercyhurst...averaged 12.8 yards per catch...received the Patti Rees Memorial Scholarship for the 2009 season in honor of a never-say-quit attitude and an overall dedication to the program.

2007 (R-Freshman): Made three appearances in his debut season against Lock Haven, IUP and California (Pa.)...returned one kick for five yards in the season finale against California (Pa.)...did not record any other statistics on the season.

2006 (Freshman): Redshirt season.

Springfield High School: Played for head coach Chris Bell...competed in the Central League...played tight end while on offense and also served as a defensive lineman...was an offensive tackle for a majority of his high school career...led his team in tackles for loss in his senior season...named to the All-Central League squad as an offensive and defensive lineman...was a three-time letterman, including twice at the varsity level...earned honorable mention from the Delco All Stars, was also the starting tight end for the West team in the All Star Hero Bowl.

Personal: Full name is Jacob Richard Biondi...is the son of Ken and Joan Biondi...born Nov. 25, 1987...majoring in exercise science while minoring in biology...is one of three children with younger brothers Adam and Josh.

Receiving	G-GS	Rec	Yds	Avg	TD	LG
2007	3-0	0	0	0.0	0	0
2008	10-0	4	51	12.8	1	24
2009	12-1	1	7	7.0	0	7
Career	25-1	5	58	11.6	1	24

INFO

COACHES

OUTLOOK

PROFILES

REVIEW

PSAC

OPPONENTS

HISTORY



DAVE CHERVANSKY

QB • R-Junior • 6-0 • 207

Huntington, Conn./
St. Joseph (UMass)

16

2009 (R-Sophomore): Served as the primary backup quarterback for Shippensburg in his second season on the active roster...appeared in five games as a signal caller...completed 72 percent of his passes during the season for 53 yards and a touchdown...recorded a season-long pass of 15 yards against Lock Haven...was 3-of-3 for 26 yards and a touchdown at Millersville.

2008 (R-Freshman): Made his debut with the Red Raiders as the team's second-string quarterback while fulfilling any role asked of him during the season...appeared off the bench as a quarterback in five games, including contests against Lock Haven and West Chester...threw a 24-yard touchdown pass to Jake Biondi against Cheyney...completed 2-of-3 passes against Edinboro...received significant playing time against Bloomsburg...finished 10-of-21 with a career-high 124 passing yards against the Huskies...compiled 13 completions and 170 passing yards on the season with an efficiency rating of 105.45...appeared regularly on special teams coverage and finished the year with one solo tackle and one tackle assist...served on punt and kickoff coverage in contests against Mercyhurst, Kutztown and C.W. Post.

2007 (R-Freshman): Did not play.

2006 (Freshman): Redshirt season at the University of Massachusetts.

St. Joseph High School: Completed 96-of-179 pass attempts for 1,320 yards and 15 touchdowns as a senior for the Cadets under head coach Joe Della Vecchia in the FCIAC... scored three rushing touchdowns while picking up 23 yards on the ground...made 19 solo tackles and picked up 23 tackles overall...intercepted four passes while playing defense...served as the team's punter and averaged 33 yards per attempt...nine of 42 punts landed inside the 20...converted 32 PATs as a place kicker.

Personal: Full name is David Arnold Chervansky...is the son of Michael and Ava Chervansky...is one of two siblings with brother Joe... born Feb. 2, 1988...majoring in biology.

Passing	G	Att	Cmp	Pct	Yds	TD	Int	Lg	Eff
2008	5	29	13	44.8	170	1	0	24	105.4
2009	5	7	5	71.4	53	1	0	15	182.2
Career	10	36	18	50.0	223	2	0	24	120.4

Rushing	G	Att	Gain	Lost	Net	Avg	TD	LG
2009	6	1	0	7	-7	-7.0	0	0
Career	6	1	0	7	-7	-7.0	0	0

Defense	G	UT	AT	TT	TFL	Sacks	Int	PBU	FF	FR
2008	9	1	1	2	0.0-0	0.0-0	0-0	0	0	0
Career	9	1	1	2	0.0-0	0.0-0	0-0	0	0	0



TYRIK CLARY

LB • R-Sophomore • 6-0 • 195

Philadelphia/Northeast

10

2009 (R-Freshman): Appeared in all 12 games for the Red Raiders during his first full season on the active roster...primarily served as a linebacker...recorded seven solo tackles and four tackle assists...had a key 27-yard kickoff return against Kutztown that set up the game-winning score...picked up a season-high three solo tackles against C.W. Post...achieved a season-high five total tackles against Millersville... had at least one tackle in five games during the season.

2008 (Freshman): Redshirt season.

Northeast High School: Named All-Public League First Team and All-City Third Team as a senior... played for head coach Mel Hinton... was a defensive leader for the Vikings, totaling 86 tackles, including 30 tackles for loss as a senior...also totaled three interceptions... had eight receptions for 190 yards and three touchdowns as a wide receiver... attended the same high school as former Red Raider standout and current Atlanta Falcon Brent Grimes.

Personal: Full name is Tyrik Naji Clary...is the son of Darryl Amos and Elisa Clary...born Aug. 25, 1989... has one brother, Barry, and one sister, Sade...major is undeclared.

Defense	G	UT	AT	TT	TFL	Sacks	Int	PBU	FF	FR
2009	12	7	4	11	0.0-0	0.0-0	0-0	0	0	0
Career	12	7	4	11	0.0-0	0.0-0	0-0	0	0	0



Tyrik Clary



AVERY COLEMAN

DB • R-Freshman • 5-10 • 175
Media/Penncrest

21



CODY FLEMING

LB • R-Sophomore • 6-0 • 205
Pennsburg/Upper Perkiomen

44

2009 (Freshman): Redshirt season.

Penncrest High School: Excelled as an explosive, athletic defensive back for the Roaring Lions of Penncrest High School under head coach Paul Graham...led his team with eight pass break ups and also totaled 19 tackles through eight games...ran back the opening kickoff 94 yards for a touchdown in Week 2 of his senior season against Garnet Valley, the 2007 Eastern PA champions...was a halfback on offense and averaged 7.87 yards per carry in 15 rushes during his senior season... totaled 54 career tackles, 14 pass breakups, and three interceptions while totaling 121 rushing yards in his final season...selected for the Delaware County All Star Game as a senior...won three letters...also ran track.


Personal: Full name is Avery Myles Coleman...is the son of Wanda Coleman...born Dec. 26, 1990...majoring in accounting.

2009 (R-Freshman): Became an integral force in the linebacker corps in his first full season with the Red Raiders...appeared in all 12 games and finished fifth on the squad in tackles despite not making any starts...was sixth on the team in solo tackles (31) and contributed 24 tackle assists...earned one sack for a loss of eight yards against Lock Haven...finished that contest with 3.5 tackles for loss...amassed 8.5 tackles for loss on the season to rank fourth on the team...had at least one tackle in 11 games...finished with a season-high 12 total tackles against Bloomsburg...tied his season-high of five solo tackles against Bloomsburg and Cheyney...compiled at least four solo tackles in five contests, including games against East Stroudsburg and West Chester.

2008 (Freshman): Redshirt season.

Upper Perkiomen High School: Finished his career with 304 tackles for an average of 8.7 over the course of his 35-game career...played for head coach Keith Leamer...totaled 11 sacks for 74 yards to go along with one interception...recorded 103 tackles (56 solo, 47 assisted) in his senior year as well as five sacks in 12 games...amassed a career-high 112 tackles (68 solo, 44 assists) and four sacks with one interception in his junior season...as a tailback he totaled 1,429 rushing yards on 159 carries...averaged 9.0 yards per carry for his career and totaled 17 rushing touchdowns, including a career-long of 78 yards...led his team with a per-carry average of 10.7 yards and scored 15 rushing touchdowns in his senior season...ran for 234 yards on just 16 carries with four touchdowns in the season finale against Boyertown while wearing the jersey of fallen teammate Keith Klepac, who died in a car accident in August.

Personal: Full name is Cody Bryan Fleming...is the son of Bryan and Debbie Fleming...born Mar. 6, 1990... has three brothers, Chase, Dalton and Tanner, and one sister, Gianna...Chase is a teammate on the football team...majoring in criminal justice.



Cody Fleming

Defense	G	UT	AT	TT	TFL	Sacks	Int	PBU	FF	FR
2009	12	31	24	55	8.5-21	1.0-8	0-0	1	1	0
Career	12	31	24	55	8.5-21	1.0-8	0-0	1	1	0

INFO

COACHES

OUTLOOK

PROFILES

REVIEW

PSAC

OPPONENTS

HISTORY

INFO

COACHES

OUTLOOK

PROFILES

REVIEW

PSAC

OPPONENTS

HISTORY



MIKE FRENETTE

HB • Sophomore • 5-9 • 175
Carlisle/Cumberland Valley

24

2009 (Freshman): Displayed game-changing ability at tailback in his true freshman season with the Red Raiders...appeared in all 12 games of the season and made 11 starts...averaged 5.6 yards per carry on 75 rushes...totaled 420 rushing yards and had five rushing touchdowns...also averaged 16.6 yards per reception...hauled in 21 passes for 349 yards and two touchdowns...ranked third on the team with 769 all-purpose yards and fourth on the team in scoring...tallied five solo tackles and one tackle assist...led Shippensburg with 179 total yards in the NCAA playoff game against California (Pa.)...broke a 74-yard cutback for a touchdown in the same game...scored a 32-yard rushing touchdown and an 18-yard receiving touchdown in the PSAC State Game against California (Pa.)...reached paydirt twice on the ground at Cheyney...took a center screen pass 55 yards for a touchdown against Kutztown...carried the ball a season-high 13 times against Millersville...had at least one reception in 10 games.

Cumberland Valley High School: Ran for 1,701 yards and averaged 7.7 yards per rush during his senior season for head coach Tim Rimpfel at Cumberland Valley...scored 23 touchdowns and recorded a season-long run of 91 yards against Warwick...totaled 11 games with at least 100 rushing yards...averaged 17.9 yards per catch on 21 receptions with 377 receiving yards during the campaign...caught two touchdown passes...also played linebacker for the Eagles and totaled 85 tackles (33 solo), an average of 6.1 per game, while recovering two fumbles and blocking a field goal...totaled 2,180 career rushing yards and 31 touchdowns...amassed 109 career tackles, three fumble recoveries and two interceptions...named a First Team running back as a senior and earned honorable mention as a linebacker...complemented his football playing with time on the track squads, running sprints and competing in jumps.

Personal: Full name is Michael Scott Frenette...is the son of Gary and Carol Frenette...born Jan. 13, 1991...majoring in accounting.

Receiving	G-GS	Rec	Yds	Avg	TD	LG
2009	12-11	21	349	16.6	2	55
Career	12-11	21	349	16.6	2	55

Rushing	G	Att	Gain	Lost	Net	Avg	TD	LG
2009	12	75	442	22	420	5.6	5	74
Career	12	75	442	22	420	5.6	5	74



JOHN GARNIER

OL • R-Sophomore • 5-11 • 270
Tobyhanna/Pocono Mountain W.

56

2009 (R-Freshman): Took the field for two games in his first season with the Red Raiders...served as the backup center...graded out successfully in all four of his snaps against Lock Haven...manned the center spot for six snaps against Millersville...finished the year with an 80-percent gradeout.

2008 (Freshman): Redshirt season.

Pocono Mountain West High School: Earned three letters as a center and a defensive tackle with the Panthers in the Mountain Valley Conference under head coach Tim McCarroll...received first-team honors twice as a defensive tackle and once as a center...achieved All-Area honors on offense and defense...also played baseball...graduated in the Top 50 of his class as a member of the National Honor Society.

Personal: Full name is John Richard Garnier...is the son of George Garnier...born May 11, 1990...majoring in business administration.



Mike Frenette



TAIMUR HARRIS

SE • R-Sophomore • 5-10 • 165
Darby/Penn Wood

1



BRIAN HEITZ

TE • R-Junior • 6-3 • 235
New Holland/Garden Spot

82

2009 (R-Freshman): Appeared in two games for the Red Raiders in his first season of on-field action...entered as a reserve split end against Lock Haven and East Stroudsburg.

2008 (Freshman): Redshirt season.

Penn Wood High School: Excelled as a wide receiver for the Patriots in the Del-Val conference under head coach Sam Mormando...earned First Team All-Delco honors as a senior in addition to a first-team honor as a return specialist...received honorable mention as a junior wide receiver...his high school squads posted consecutive winning seasons after seven straight years with a losing record...also competed in track and field...graduated eighth in his class of 365 students.

Personal: Full name is Taimur Darius Harris III...is the son of Mary Alice Hayes...born Apr. 27, 1990...major is undeclared.

Receiving	G-GS	Rec	Yds	Avg	TD	LG
2009	2-0	0	0	0.0	0	0
Career	2-0	0	0	0.0	0	0

2009 (R-Sophomore): Expanded his role as a valuable reserve tight end, blocker and special teams player for the Red Raiders...appeared in all 12 games...caught two passes during the season, including a season-long reception of 31 yards against Kutztown...graded out at 63 percent for the regular season...took the field for a season-high 21 snaps at Millersville...converted all five blocking attempts against Kutztown.

2008 (R-Freshman): Made his debut with the Red Raiders by appearing in all 11 games as a reserve tight end and a member of the special teams...served as a tight end and an offensive lineman for 92 snaps during the season and graded out at 54 percent...appeared on offense in eight games during the season.

2007 (Freshman): Redshirt season.

Garden Spot High School: Earned two letters as a tight end and a defensive end and finished under head coach Matt Zamperini...received first-team honors on offense and defense as a senior...picked to play in the Tri-County all-star game as a starting tight end...served as a team captain in his senior season...led the team in sacks (13.5) as a junior...also earned letters in baseball as a first baseman and track and field as a discus thrower.

Personal: Full name is Brian Richard Heitz...is the son of Tim and Julie Heitz...born Sept. 14, 1989...majoring in criminal justice.

Receiving	G-GS	Rec	Yds	Avg	TD	LG
2008	11	0	0	0.0	0	0
2009	12	2	39	19.5	0	31
Career	23	2	39	19.5	0	31



Brian Heitz



KEVIN HEROD

FB • R-Sophomore • 6-1 • 220
Allentown/Parkland

20

2009 (R-Freshman): Exceeded all expectations in his first full season with the Red Raiders...named a Second Team All-American at fullback by Don Hansen's Football Gazette...was the only freshman named to either the First, Second or Third Team Offensive squad and is one of just two first-year players recognized overall by the publication...also named to the All-PSAC Eastern Division First Team squad...ranked seventh in the PSAC for total rushing yards (727)...scored five touchdowns...finished second on the team with 188 total offense plays despite missing one game due to injury...averaged 3.9 yards per carry...took the handoff for 37 percent of SU's rushes this season...only 15 of his 188 rushes (eight percent) went for negative yards...hauled in six passes for 41 yards...tallied the most rushing yards in a season since NFL pro John Kuhn in 2004...battled for a career-high 112 rushing yards in a win over Cheyney while averaging 4.1 yards over the course of 27 carries...performed well in the playoffs, averaging 4.5 yards per carry in the State Game and totaling 142 yards in two games against Cal...had 22 carries for 90 yards and two touchdowns against East Stroudsburg...reached paydirt twice at Edinboro...accrued 70 or more rushing yards in six of his 10 games.

2008 (Freshman): Redshirt season.

Parkland High School: Led the Trojans to a berth in the PIAA Class 4A state championship game where the team finished with a 15-1 overall record and went 9-0 in the Lehigh Valley Interscholastic Athletic Conference...played for head coach Jim Morgans...ran for 955 yards and 10 touchdowns on 171 carries as a senior...team went 26-2 during his junior and senior seasons, including back-to-back undefeated regular seasons and an 18-0 record in the LVIAC...team won the District IX championship his senior year...Parkland was ranked at No. 4 in the final Pennsylvania Football News Class AAAA poll in 2007...team went 11-1 his junior season, including 9-0 in conference...had 14 carries for 101 yards and a touchdown against Ridley in a PIAA Class 4A semifinal game...his 56-yard touchdown run with 2:09 left capped a 7-play, 99-yard drive and sent the Trojans to the state title game with a 35-21 victory...named All-Lehigh Valley Second Team as a senior...also played linebacker...totaled 10 tackles in the state championship game versus Pittsburgh Central Catholic along with 12 carries for 27 yards...scored 17 touchdowns for the 135-pound North Parkland Buffaloes who went 11-0 and were Suburban League champions in 2003...had six rushing touchdowns, one interception return for a touchdown and one fumble return for a touchdown for the 110-pound North Parkland Buffaloes in 2002.

Personal: Full name is Kevin M. Herod...is the son of Linden and Sandy Herod...born Jan. 19, 1990...has two brothers, Darryl and Jermaine...Darryl is a sophomore at IUP...name is pronounced HAIR-ed...majoring in history.

Rushing	G-GS	Att	Gain	Lost	Net	Avg	TD	LG
2009	11-11	188	751	24	727	3.9	5	33
Career	11-11	188	751	24	727	3.9	5	33

Receiving	G-GS	Rec	Yds	Avg	TD	LG
2009	11-11	6	41	6.8	0	12
Career	11-11	6	41	6.8	0	12



BEAU HOFFMAN

LB • R-Junior • 6-0 • 200
West Milton/Lewisburg

54

2009 (R-Sophomore): Served as a depth player for the Red Raiders in his second season with the team...appeared in games against Lock Haven, East Stroudsburg and Millersville...had a solo tackle against the Bald Eagles.

2008 (R-Freshman): Made his debut with the Red Raiders by appearing in all 11 games as a reserve linebacker and a member of the special teams...appeared in the final eight games of the season...recorded an assisted tackle in the season finale at Mercyhurst.

2007 (Freshman): Redshirt season.

Garden Spot High School: Earned three letters as a tight end and a defensive end for the Dragons under head coach Todd Tilford...received second-team honors during his senior season on offense and defense...made 82 tackles as a senior...also earned letters in baseball and wrestling...finished third at sectionals as a junior wrestler.

Personal: Full name is Beau Alan Hoffman...is the son of David and Mitzi Hoffman...born Nov. 13, 1988...majoring in criminal justice with a minor in coaching.

Defense	G	UT	AT	TT	TFL	Sacks	Int	PBU	FF	FR
2008	8	0	1	1	0.0-0	0.0-0	0-0	0	0	0
2009	2	1	0	1	0.0-0	0.0-0	0-0	0	0	0
Career	10	1	1	2	0.0-0	0.0-0	0-0	0	0	0



Kevin Herod



STEVE HOHENWARTER

OL • R-Junior • 6-1 • 270
Landisville/Hempfield

58



ANDY HORN

DL • R-Senior • 6-3 • 223
York/Central York

90

2009 (R-Sophomore): Became the starting left tackle for the Red Raiders and started all 12 games during the season...solidified his status as a valuable offensive lineman...earned the fifth-most snaps along the offensive line during the season...contributed to a group that allowed just 22 sacks in 12 games while SU averaged 182.2 yards rushing and 214.4 yards passing per game...hit the field for every snap in five regular-season games...compiled a gradeout of 60 percent or better in six games...thrived particularly in the second half of the season...graded out at a season-high 78 percent against Millersville...had gradeouts over 70 percent against Kutztown and West Chester.

2008 (R-Freshman): Emerged as a valuable offensive lineman in his debut season with the Red Raiders...appeared in the final nine games of the season...increased his playing time as the season progressed...graded out at 54 percent for his inaugural campaign...took the field for 184 snaps during the season...competed in a season-high 56 snaps in the final game at Mercyhurst, grading out at 52 percent...posted a season-high grade-out of 83 percent at Lock Haven...averaged a 65 percent grade-out in 17 snaps against Bloomsburg.

2007 (Freshman): Redshirt season.

Hempfield High School: Earned three letters as an offensive guard and a defensive tackle for the Black Knights under head coach Tom Getz...named an All-Star Team One guard as a junior and a senior...served as a team captain in his senior season...received multiple Line-man and Player of the Week awards from the Lancaster-Lebanon Quarterback Club...won the 2005 Section I AAAA Championship as a junior...graduated as a three-time powerlifting champion at his high schools and holds records for dead lifts and total lifts.

Personal: Full name is Steven David Hohenwarter...is the son of Barry and Vicki Hohenwarter...born July 18, 1988...majoring in criminal justice.



Steve Hohenwarter

2009 (R-Junior): Started all 12 games for the Red Raiders along the defensive line and anchored the right defensive end position...named to the All-PSAC Eastern Division Second Team squad for his efforts...tallied a career-high 8.5 tackles for a loss of 48 yards, a total that includes 5.5 sacks for 40 yards...picked up 19 total tackles, including 10 solo stops...had at least one tackle in 10 of his 12 games and one tackle for loss in six games...forced two fumbles and made one fumble recovery...erupted for three sacks in the season opener against Shepherd and forced a fumble against the Rams broke up passes against Edinboro and Lock Haven...blocked a kick at Millersville...registered a quarterback hurry in the State Game in addition to a sack.

2008 (R-Sophomore): Wasted no time becoming a valuable member of the defensive line rotation for Shippensburg, appearing in all 11 of the team's games during the season...tied for second on the team in sacks with three for a total of 14 yards despite not making a start...led all newcomers and ranked second on the team with four tackles for loss that totaled 17 yards...totaled 17 tackles, including 10 solo stops...recorded a season-high four tackles at Kutztown...finished the year with at least one tackle in 10 games...forced and recovered a fumble at West Chester...picked up 1.5 sacks for a total of five yards at Lock Haven...registered at least one tackle for loss in four games.

2007 (R-Freshman): Did not see game action at Towson.

2006 (Freshman): Redshirt season at Towson.

Central York High School: Earned three letters with the Panthers as a defensive end and a linebacker under head coach Brad Livingston...honored with first-team accolades as a senior...received honorable mention All-State recognition as a senior...also played volleyball.

Personal: Full name is Andrew Glenn Horn...is the son of Michael and Brenda Horn...is one of four siblings with sisters Shannon and Jenn and brother Ryan...born May 14, 1988...majoring in management.

Defense	G	UT	AT	TT	TFL	Sacks	Int	PBU	FF	FR
2008	11	10	7	17	4.0-17	3.0-14	0-0	0	1	1
2009	12	10	9	19	8.5-48	5.5-40	0-0	2	2	1
Career	23	20	16	36	12.5-65	8.5-54	0-0	2	3	2

INFO

COACHES

OUTLOOK

PROFILES

REVIEW

PSAC

OPPONENTS

HISTORY



COREY HUNT

DB • R-Sophomore • 6-0 • 185
Frederick, Md./Thomas Johnson

36

2009 (R-Freshman): Appeared in 10 games for the Red Raiders in his debut season...totaled 22 tackles, including 12 solo stops...broke up one pass...registered one quarterback hurry...had a season-high five tackles at Edinboro...picked up four solo tackles including a sack in the victory over Kutztown...totaled at least one tackle in every game.

2008 (Freshman): Redshirt season.

Thomas Johnson High School: Earned numerous all-conference and all-area honors as a running back, defensive back and return specialist for the Patriots under head coach Ben Wright...earned two letters...totaled 1,800 rushing yards and over 400 receiving yards...compiled approximately 145 tackles to complement 10 interceptions...was a First Team All-Monocacy Conference safety and a First Team All-Area running back...also earned Third Team All-Maryland honors at running back...honored as a BTC Super 22 returner...squad reached the state semifinals...competed in track and field...graduated on the honor roll.

Personal: Full name is Corey Hunt...is the son of Steven and Michelle Hunt...born Apr. 9, 1990...majoring in business...is one of three children with sister Ciara and brother Dakota.

Defense	G	UT	AT	TT	TFL	Sacks	Int	PBU	FF	FR
2009	10	12	10	22	1.0-7	1.0-7	0-0	1	0	0
Career	10	12	10	22	1.0-7	1.0-7	0-0	1	0	0



Peter Kreisher



PETER KREISHER

OL • R-Junior • 6-3 • 305
Macungie/Emmaus

57

2009 (R-Sophomore): Continued to make his mark as the team's starting center in his second full season with the team...competed in all but 11 snaps during the season...started all 12 games...compiled the best grade-out of any offensive lineman during the regular season with a mark of 71 percent...ontributed to a group that allowed just 22 sacks in 12 games while SU averaged 182.2 yards rushing and 214.4 yards passing per game...hit the field for 82 snaps in the season-opener against Shepherd and 80 snaps at C.W. Post...posted a season-high gradeout of 77 percent at Millersville...never graded out for a game lower than 61 percent for the second consecutive year...successfully converted 60 of his 80 blocking assignments at C.W. Post and 59 of his 79 assignments against Kutztown for gradeouts of 75 percent...achieved gradeouts of 70 percent or better in seven of 10 regular season games.

2008 (R-Freshman): Finished his debut season as the only player to take the field for every snap as a Red Raider in 2008...thrived immediately as the team's starting center...averaged the second-highest grade-out of any offensive lineman with a mark of 69 percent...hit the field for 83 snaps at Millersville and 81 snaps at Kutztown...posted a season-high grade-out of 78 percent against Cheyney...never graded out for a game lower than 61 percent...successfully made 60 of his 81 blocking assignments at Kutztown for a conversion rate of 74 percent...bookmarked an offensive line that yielded just 17 sacks and opened holes for the running game to average 165 yards per game on the ground...achieved a grade-out of 70 percent or higher in five of the team's games.

2007 (Freshman): Redshirt season.

Emmaus High School: Earned three letters with the Green Hornets while competing under former Red Raider head coach Joe Bottiglieri...won a Lineman of the Year award and played on both sides of the ball while in the Lehigh Valley Conference.

Personal: Full name is Peter W. Kreisher...is the son of Kurt and Nancy Kreisher...born June 1, 1989...majoring in physics...is one of four children with siblings Jason, Adam and Taylor.



MIKE LLOYD

DB • R-Sophomore • 5-9 • 170
Philadelphia/Central

26

2009 (R-Freshman): Impressed in nine games as a defensive back for the Red Raiders in his debut season while battling injuries in the second half of the season...earned six starts...ranked eighth on the team with 33 tackles, including 18 solo stops...made his first career start in just his second career appearance and thrived with a game-high 13 tackles at Edinboro, including six solo stops...tallied seven tackles at C.W. Post...had one tackle for a 10-yard loss against Lock Haven...recorded four tackles each against Lock Haven and Millersville...totaled at least two tackles in each of the first six games of the season.

2008 (Freshman): Redshirt season.

Central High School: Thrived as a defensive back and a wing back for the Lancers under head coach Frank Conway...compiled 450 career rushing yards along with seven rushing touchdowns, one receiving touchdown and one interception...named a City All Star and earned all-public school recognition...also earned letters in track and field.

Personal: Full name is Michael J. Lloyd...is the son of Joseph Lloyd and Diane Holliday...born Nov. 24, 1988...majoring in accounting.

Defense	G	UT	AT	TT	TFL	Sacks	Int	PBU	FF	FR
2009	9	18	15	33	1.0-10	0.0-0	0-0	1	1	0
Career	9	18	15	33	1.0-10	0.0-0	0-0	1	1	0



ROSHAAN McCAIN

HB • R-Junior • 5-10 • 178
Chester Springs/Downingtown W.

4

2009 (R-Sophomore): Continued to showcase his big-play ability with another stellar season as a halfback in the Red Raider offense...averaged a team-best 8.0 yards per carry over the course of 39 rushes in 11 games...totaled 311 rushing yards and four touchdowns...caught five passes for 59 yards... named the PSAC Eastern Division Offensive Player of the Week on September 27 after a virtuoso performance at Millersville in which he had the most rushing yards in a single game for SU since NFL pro John Kuhn in 2004...finished with just eight carries against the Marauders but totaled 188 rushing yards and three touchdowns...averaged 23.5 yards per carry...broke through for a 72-yard touchdown run in the second quarter...also had touchdown runs of one and nine yards...totaled 24 rushing yards and a touchdown against Lock Haven...had three carries for 36 yards at C.W. Post...hauled in two receptions for 38 yards against Shepherd...recorded a solo tackle in the postseason against Cal.

2008 (R-Freshman): Displayed excellent breakaway speed and a dynamic burst from the left halfback position in his first full season with the team...finished third on the team with 325 rushing yards on just 52 carries, an average of 6.2 yards per rush...scored three touchdowns...gained a career-high 137 yards on just 16 carries against Cheyney, the most yards in a game for an SU back since 2005...posted a season-long run of 38 yards against the Wolves...averaged 13 yards per reception on three catches, including a season-long 21 yards...served as one of the primary kickoff return specialists and averaged 18 yards per runback on 11 touches...ranked third on the team with 51.5 all-purpose yards per contest...made a solo tackle against Millersville...earned two or more carries in 10 of the team's 11 games...ran for 66 yards on eight carries at Lock Haven and 51 yards on eight carries against Bloomsburg.

2007 (Freshman): Redshirt season.

Downingtown West High School: Excelled as a three-year letterwinner at running back for the Whippets under head coach Mike Milano in the Chesmont Conference...totaled 1,800 yards and 450 receiving yards over the course of his career along with one tackle...scored 33 touchdowns in his senior year, including five in one league game...was First Team All-Area and All-State...competed in the Valor Bowl and the East-West All-Star Game...named the MVP of the Valor Bowl...received the Chesmont MVP award as a running back...also competed in basketball and track and field.

Personal: Full name is Roshaan McCain...is the son of Daryl and Veronica McCain...born Aug. 19, 1988...majoring in human communication studies.

Rushing	G	Att	Gain	Lost	Net	Avg	TD	LG
2008	11	52	355	30	325	6.2	3	38
2009	11	39	333	22	311	8.0	4	74
Career	22	91	688	52	636	7.0	7	74

Receiving	G-GS	Rec	Yds	Avg	TD	LG
2008	11	3	39	13.0	0	21
2009	11	5	59	11.8	0	23
Career	22	8	98	12.3	0	23



Roshaan McCain



KEVIN MARSHALL

HB • R-Senior • 5-9 • 175
Philadelphia/Scotland School

22

2009 (R-Junior): Maintained his status as one of the most valuable all-around players for the Red Raiders...named to the All-PSAC Eastern Division Second Team squad as a halfback...started all 12 games while also doubling as the primary kickoff returner...finished second on the team with 1,126 all-purpose yards, an average of 93.8 per game...ranked second on the team with 470 rushing yards...averaged 4.4 yards per carry on 107 rushes during the year...reached the end zone four times, including three times on the ground...amassed 90 or more rushing yards in a game on four occasions...carried the ball a season-high 16 times for 96 yards at Edinboro...totaled 13 receptions for 138 yards...maintained a 10.6 yards per catch average...returned a team-high 21 kickoffs for 518 yards (24.7 avg.)...longest kickoff return of the season was 75 yards against Kutztown...dazzled with 14 carries for 90 rushing yards and a touchdown in the State Game against Cal...broke through for a season-best 69-yard touchdown run against East Stroudsburg...had a 33-yard touchdown run against Lock Haven...picked up three receptions of 20 yards or more during the season...achieved multiple receptions in five contests.

2008 (R-Sophomore): Continued to evolve as an explosive weapon and an all-purpose yardage institution for the Red Raiders...missed just one start due to injury but appeared in all 11 games...led the team in all-purpose yardage (1,327) and rushing yards (453) while finishing second in receiving yards (377)...averaged 41 rushing yards and 34 receiving yards per game along with 4.2 yards per carry and 23.6 yards per catch...recorded a season-high 108 rushing yards on 16 carries against C.W. Post...went off against East Stroudsburg with a season-long 59-yard run for a touchdown and a 91-yard kickoff return for a touchdown on consecutive touches...finished the game with 270 all-purpose yards to rank fourth in SU single-game history...nearly matched that production the next week against Millersville with 263 all-purpose yards to rank seventh in SU single-game history...caught a swing pass for a 53-yard touchdown against the Marauders to go along with a 54-yard reception and a 15-yard touchdown run...compiled 158 receiving yards against Millersville on just four receptions (54,53,49,2)...hailed in at least one reception in eight games...scored a rushing touchdown at Kutztown to complement 49 yards on the ground...registered 497 kickoff return yards on 20 runbacks to lead the team...tallied over 100 kickoff return yards against Edinboro and East Stroudsburg...threw a 17-yard pass on an option play at West Chester.

2007 (R-Freshman): Provided the most exciting play of the season when he returned a kickoff 84 yards for a touchdown to give Shippensburg a late lead in the divisional battle with Slippery Rock on October 20...ranked second on the team in kickoff returns (15) and kickoff return yards (334)...posted a season-high 102 return yards against The Rock...appeared in nine of the team's 11 games and started at halfback in the October 27 contest against Lock Haven...finished fourth on the team in rushing with 188 yards on fifty carries, including a touchdown...rushed for a team-best 135 yards on 15 carries and one touchdown against Lock Haven on October 27...averaged nine yard per carry against the Bald Eagles and broke off runs of 37 and 18 yards in addition to three 13-yard runs in the contest...ran for 20 yards on five carries against Liberty on September 8...made one reception during the season.

2006 (Freshman): Redshirt season.



Kevin Marshall

Scotland School: Three-year letterman...played for head coach Keith Lehman...played running back and free safety...also returned kicks...reeled off 156 yards and two touchdowns on just nine carries in a game as a senior...also rushed for 217 yards on 12 carries in the same season...totaled 986 rushing yards and 12 touchdowns in nine games...named to the West squad of the U.S. Army all-star team during his senior season...earned honorable mention all-area and second-team all-conference honors as a junior...also a three-time letterman in track and field.

Personal: Full name is Kevin Meredith Marshall Jr...is the son of Kevin Marshall and Stephanie Reid...born Feb. 13, 1988...majoring in sociology...brother Kory plays football at Kutztown.

Rushing	G	Att	Gain	Lost	Net	Avg	TD	LG
2007	9	50	222	34	199	3.8	1	37
2008	20	158	747	106	641	4.1	4	59
2009	12	107	552	82	470	4.4	3	69
Career	32	265	1299	188	1111	4.2	7	69

Receiving	G	Rec	Yds	Avg	TD	LG
2007	9	1	-1	-1.0	0	-1
2008	11	16	377	23.6	1	54
2009	12	13	138	10.6	1	26
Career	32	30	514	17.1	2	54

Returns	G	KR	Yds	Avg	TD	PR	Yds	Avg	TD
2007	9	15	334	22.3	1	0	0	0.0	0
2008	11	20	497	24.9	1	0	0	0.0	0
2009	12	21	518	24.7	0	0	0	0.0	0
Career	32	56	1349	24.1	2	0	0	0.0	0



JAMAHN McCULLOUGH

S • R-Senior • 5-10 • 185
Baltimore, Md./Randallstown

23



BOBBY MULLEN

OL • R-Sophomore • 6-2 • 238
Philadelphia/North Catholic

62

2009 (R-Junior): Continued to impress as a regular member of the secondary for the Red Raiders...transitioned to a safety spot after serving as a cornerback for two years...overcame early injury in season-opening start to get starting spot back for the final five games of the season... appeared in 10 games overall...ranked ninth on the team in tackles... intercepted two passes for a total of 23 yards...totaled 29 tackles, including 18 solo stops...broke up three passes in the final five games of the year...recovered a fumble against East Stroudsburg...picked up a tackle for loss and made five solo stops against Kutztown...had five more tackles the next week against ESU...picked up three solo tackles at Cheyney and against Cal in the State Game...picked off a pass in the NCAA playoff match against Cal and returned it 22 yards.

2008 (R-Sophomore): Earned a starting role at cornerback with impressive athleticism and dynamic defensive ability...started all 10 games in which he appeared, missing just one to injury...compiled a career-high 24 tackles from the secondary, 18 of which were solo stops...had a career game against East Stroudsburg, notching seven solo tackles, one pass breakup and one interception...returned the interception against the Warriors for 18 yards to set up SU's first touchdown of the contest...tallied five unassisted tackles in season opener against Shepherd including one tackle for a five-yard loss...forced and recovered a fumble against Edinboro...recorded two tackles and three assists against C.W. Post, including a tackle for a loss of three yards...registered at least one tackle in nine of his 10 starts.

2007 (R-Freshman): Appeared in all 11 games for Shippensburg and made three starts at the end of the season at cornerback...finished with 13 solo tackles and 20 total tackles for the year...made six solo tackles and one tackle assist against IUP on November 3...intercepted a pass against Lock Haven and returned it 42 yards, the lone interception return of the season...compiled at least one tackle in nine of the 11 games on the campaign...recorded one pass breakup during the season...forced one fumble against IUP that was returned 13 yards by Andy Casale...recovered a fumble against Kutztown on September 15.

2006 (Freshman): Redshirt season.

Randallstown High School: Two-year letterman...played for head coach Albert Howard...named Baltimore County All-Star Honorable Mention...led the team in tackles, tackles for loss and fumble recoveries as a senior...played linebacker, cornerback and safety...also played tight end on offense where he caught six touchdowns in 2005...member of the 3A North Region champions in 2004...team captain as a senior... also lettered twice in lacrosse and once in wrestling.

Personal: Full name is Jamahn Omar McCullough...is the son of Gregory and Pamela McCollough...born Sept. 16, 1988...majoring in communication/journalism with a minor in coaching...father played fullback at Bowie State...brother Jamari played football at the University of Maryland.

Defense	G	UT	AT	TT	TFL	Sacks	Int	PBU	FF	FR
2007	11	13	7	20	0.0-0	0.0-0	1-42	1	1	1
2008	10	18	6	24	2.0-8	0.0-0	1-18	2	1	1
2009	10	18	11	29	1.0-2	0.0-0	2-23	3	0	1
Career	31	49	24	73	3.0-10	0.0-0	4-83	6	2	3

2009 (R-Freshman): Thrived as the starting left guard in all 12 games for the Red Raiders in his first full season of competition...named to the All-PSAC Eastern Division Second Team for his efforts... contributed to a group that allowed just 22 sacks in 12 games while SU averaged 182.2 yards rushing and 214.4 yards passing per game... graded out at 65 percent during the regular season...hit the field for the second-most snaps during the season...participated in a season-high 82 snaps against Shepherd and 80 snaps at C.W. Post...posted his best gradeout performance of 78 percent in 63 snaps against West Chester...had eight gradeouts of 60 percent or better during the regular season.

2008 (Freshman): Redshirt season.

North Catholic High School: Finished as a varsity letter winner for the Falcons under head coach Charlie Syzlick...served as a nose guard on third-down plays...named an All-Catholic League center on two occasions...earned Second Team All-Catholic League honors...selected to the Philadelphia Daily News All Star Squad...was a team captain for two seasons...also threw shot put while competing in track and field... graduated ninth out of his 140-member senior class.

Personal: Full name is Robert William Mullen...is the son of Bob and Angelina Mullen...born Sept. 23, 1990...majoring in biology.



Jamahn McCullough

INFO

COACHES

OUTLOOK

PROFILES

REVIEW

PSAC

OPPONENTS

HISTORY



PETE O'CONNOR

QB • R-Sophomore • 6-3 • 185
Exton/Downingtown East

9

2009 (R-Freshman): Did not see game action.

2008 (Freshman): Redshirt season.

Downingtown East: Named All-Pennsylvania Football News Class AAAA Honorable Mention as a senior after throwing for 1,988 yards and 25 touchdowns...played for head coach Mike Matta...led the Cougars to an 8-3 record as a senior...selected to 2007 Pennsylvania Pre-season All-State Football Team by SPORTSfever Magazine...compiled 4,700 career passing yards and 45 touchdowns over the course of his career in addition to 500 rushing yards and seven rushing touchdowns...threw for 266 yards in week two versus William Tennent...threw for 154 yards and two touchdowns in a 14-13 upset of Souderton on November 8 in the District One Class AAAA playoffs...trailing 13-0, both of his touchdowns came in fourth-quarter, including the game-winner with 11 seconds left, capping a 75-yard drive with a 14-yard touchdown pass to Derek McKinley...threw for over 2,700 yards and 24 touchdowns as a junior...threw for 324 yards versus Coatesville in 2006...rushed for a career-high 92 yards and one score in 36-20 victory over Spring-Ford on Oct. 7, 2006...also had 239 yards and two touchdowns passing...threw for 290 yards and three touchdowns in a 49-26 victory over Avon Grove on September 29...added a 25-yard touchdown run...earned a Maxwell Award...also played baseball.

Personal: Full name is Peter Thomas O'Connor...is the son of Joseph and Jean O'Connor...born Nov. 16, 1989...majoring in criminal justice...is the youngest of seven children.



VINNIE RANAUTO

LB • Junior • 5-11 • 197
Bear, Del./Caravel Academy


33

2009 (Sophomore): Appeared in all 12 games for the Red Raiders at linebacker while starting in six of the final seven games of the season...thrived at the SAM linebacker spot...became an integral regular...ranked second on the squad with 60 tackles (30 solo, 30 assists)...recorded at least two tackles in every game...intercepted two passes and returned each four yards...amassed 8.5 tackles for loss (including 2.5 sacks)...recovered fumbles against Shepherd and Cheyney...tallied three quarterback hurries and two pass breakups...named PSAC Eastern Division Defensive Player of the Week on October 11 in just his second-ever start after totaling a career-high nine tackles (including a career-high eight solo stops) along with an interception, 2.5 tackles for a loss and a sack against Kutztown...totaled eight tackles against Edinboro ...tallied nine tackles in two games against nationally-ranked California.

2008 (Freshman): Wasted no time making an immediate impact as one of just five true freshman to make an appearance for the Red Raiders...came off the bench in the final nine games of the season...recorded 19 tackles during the season as a solid reserve...ripped down a runner at Kutztown for a five-yard loss...tallied three other tackles against the Golden Bears...turned in a season-high seven tackles in season finale at Mercyhurst...made three tackles in his collegiate debut at East Stroudsburg.

Caravel Academy: Led the Buccaneers to four-straight Division II state championship games...played for head coach Mike Aruanno...named first team All-State at fullback and linebacker as a senior...finished his career with over 450 tackles...credited with 98 tackles, including 60 solo as a senior...had nine tackles for loss, three interceptions, two forced fumbles and one fumble recovery...also selected first team All-State at linebacker as a junior...chosen to play in the 2008 Blue-Gold Delaware All-Star Game...led the state in scoring with 166 points as a senior, totaling 26 touchdowns, 18 rushing and eight receiving, while adding five two-point conversions...compiled 1,037 yards rushing and 16 receptions for 359 yards...received the George Schollenberger Memorial Award as the state's scoring champion at the Delaware Sportswriters and Broadcasters Association banquet...was named 2008 Delaware Male Athlete of the Year by Delaware Sports...also an outstanding wrestler, as he won three consecutive state titles and was a two-time Beast of the East All American...recognized in the top ten as a senior at 189 pounds and was ranked No. 11 in the nation at 189 pounds by InterMat...ranked at No. 7 in the nation at 171 pounds as a sophomore...became the state's all-time leader in victories with 173 on Jan. 26, 2008 and finished with 182...received Academic All-State honors in football and wrestling...named Male Senior Athlete of the Year at Caravel Academy.

Personal: Full name is Vincenzo A. Ranauto...born Nov. 8, 1989...is the son of Rich and Sherry Ranauto...has one brother, Anthony, and three sisters, Jenna, Jessica and Marissa...majoring in management information systems.



Vinnie Ranauto

Defense	G	UT	AT	TT	TFL	Sacks	Int	PBU	FF	FR
2008	9	9	10	19	1.0-5	0.0-0	0-0	1	0	0
2009	12	30	30	60	8.5-38	2.5-18	2-8	2	0	2
Career	21	39	40	79	9.5-43	2.5-18	2-8	3	0	2



CHRIS RESTINO

OL • R-Sophomore • 6-0 • 258
Fredericksburg, Va./Riverbend

73



MYLES ROCHE

OL • R-Junior • 6-4 • 240
Taylor/Riverside

70

2009 (R-Freshman): Made his debut with the Red Raiders and appeared in five games during the season along the offensive line...took the field against Edinboro, Lock Haven, East Stroudsburg, Millersville and Cheyney...graded out at 75 percent after a season-high 32 snaps against the Marauders...posted a season-best gradeout of 82 percent through 17 snaps against Lock Haven...finished the season with a gradeout of 73 percent.

2008 (Freshman): Redshirt season.

Riverbend High School: Won two letters with the Bears under head coach Drew Seaman...served as a team captain...earned first-team honors as a junior and a senior...received honorable mention in his region...named all-area as a junior and a senior...also played basketball.

Personal: Full name is Christopher Joseph Restino...is the son of Joseph and Terry Ann Restino...born Sept. 12, 1990...majoring in computer science with a minor in mathematics.

2009 (R-Sophomore): Made nine appearances along the offensive line for the Red Raiders in his second season with the team...competed in a season-high 23 snaps against Millersville...took the field for 19 snaps against Lock Haven...also had 10 snaps at Edinboro...graded out at 53 percent for the season.

2008 (R-Freshman): Appeared in three games during the season in his debut campaign with the Red Raiders as an offensive lineman...took the field for a season-high 12 snaps in his SU debut at Lock Haven...also hit the gridiron for 10 snaps against Cheyney and four snaps against C.W. Post...averaged 73 percent with his grade-outs over the course of 26 snaps during the season.

2007 (Freshman): Redshirt season.

Riverside High School: Earned four letters as a two-way lineman under head coach Harry Armstrong...participated in the Lackawanna County Dream Game and won a Lackawanna Conference Championship in 2004...received Riverside Outstanding Lineman Award...recognized with all-conference award as an offensive lineman.

Personal: Full name is Myles Brian Roche...is the son of Brian Roche and Kerry Armillay...born Mar. 8, 1989...majoring in management.



Myles Roche

INFO

COACHES

OUTLOOK

PROFILES

REVIEW

PSAC

OPPONENTS

HISTORY

INFO

COACHES

OUTLOOK

PROFILES

REVIEW

PSAC

OPPONENTS

HISTORY



MARCELLUS SAMMONS

DB • R-Junior • 6-1 • 211
Philadelphia/Northeast

8

2009 (R-Sophomore): Became an invaluable member of the secondary in a breakthrough season for the Red Raiders...constantly matched up with the opposing team's top receivers and shut down the opposing player...totaled 28 tackles, including 17 solo stops, to rank 10th overall on the team...earned a start at C.W. Post...tallied four pass breakups...made a season-high six tackles in the State Game...had four tackles and a quarterback hurry in the playoffs against Cal...had at least one tackle in 10 of his 11 games during the season...achieved multiple tackles in nine games...thrived particularly in the Bloomsburg game, breaking up several passes and limiting the Husky aerial attack...recorded two pass breakups against Kutztown...produced a crushing hit that forced a crucial fumble in the Homecoming victory over West Chester...intercepted a pass against East Stroudsburg.

2008 (R-Freshman): Appeared in six games for Shippensburg during his first season of action...made his first appearance against Lock Haven...finished the season with at least one tackle in the final four games of the season...recorded a season-high two tackles against Cheyney.

2007 (Freshman): Redshirt season.

Northeast High School: Played quarterback and free safety with Vikings under head coach Mel Hinton...earned First Team All-Public honors as a free safety during his senior season.

Personal: Full name is Marcellus Antonio Sammons...is the son of Emery and Latanya Sammons...born Jan. 30, 1987...majoring in management.

Defense	G	UT	AT	TT	TFL	Sacks	Int	PBU	FF	FR
2008	6	4	1	5	0.0-0	0.0-0	0-0	0	0	0
2009	11	17	11	28	0.0-0	0.0-0	1-0	4	1	0
Career	17	21	12	33	0.0-0	0.0-0	1-0	4	1	0



PAT SCHUHL

FB • Sophomore • 5-11 • 205
Mullica Hill, N.J./Gloucester Catholic

13

2009 (Freshman): Made an immediate impact by appearing in four games at fullback during his true freshman season...averaged 7.8 yards per carry...totaled 93 yards on 12 carries during the season...broke free for a 62-yard scamper against Lock Haven...had three rushes for 10 total yards in games against East Stroudsburg and West Chester...also had a carry at C.W. Post.

Gloucester Catholic High School: Compiled 2,499 rushing yards and 22 touchdowns in three seasons as a running back under head coach Tony Garzynski...won three letters with the Rams...rushed for 947 yards and 14 touchdowns while battling injuries during his senior campaign...amassed 1,202 rushing yards and seven touchdowns as a junior...earned all-conference honors as a junior and a senior along with awards from the South Jersey Touchdown Club...also competed in track and field.

Personal: Full name is Patrick Schuhl...is the son of Jim and Cathy Schuhl...born Sept. 27, 1990...major is undeclared.

Rushing	G	Att	Gain	Lost	Net	Avg	TD	LG
2009	4	12	94	1	93	7.8	0	62
Career	4	12	94	1	93	7.8	0	62



Marcellus Sammons



MARK KAHLIL SMITH

DL • R-Sophomore • 5-11 • 286
Philadelphia/Lower Merion

96

2009 (R-Freshman): Had a breakout season along the defensive line in his first season of competition...started all 12 games at the nose guard position for the Red Raiders and helped solidify the front four...totaled 11 tackles, including five solo stops...picked up at least one tackle in seven games...tallied a season-high three tackles against Millersville...notched two solo tackles against Kutztown.

2008 (Freshman): Redshirt season.

Lower Merion High School: Won three letters as a defensive tackle for the Bulldogs in the Central League under head coach Ed Cubbage...recorded 51 tackles and two sacks over the course of two seasons...served as a team captain during his junior and senior seasons.

Personal: Full name is Mark Kahlil Smith...is the son of Mark Smith and Tameka Jones...born Oct. 24, 1990...majoring in history.

Defense	G	UT	AT	TT	TFL	Sacks	Int	PBU	FF	FR
2009	12	5	6	11	0.0-0	0.0-0	0-0	0	0	0
Career	12	5	6	11	0.0-0	0.0-0	0-0	0	0	0



Mark Kahlil Smith



JEFF TOMASETTI

QB • R-Sophomore • 6-1 • 195
Claymont, Del./Brandywine

14

2009 (R-Freshman): Saw action in four games for the Red Raiders...went under center for one series as the quarterback against Lock Haven...did not throw a pass...grew into a special teams role, appearing in games against East Stroudsburg, Millersville and C.W. Post...recorded two solo tackles and two tackle assists.

2008 (Freshman): Redshirt season.

Brandywine High School: Named Delaware State Broadcasters Association (DSBA) All-State First Team as a senior...played for head coach Steve Dent...threw for 3,130 yards and 33 touchdowns in his career while throwing just 14 interceptions...also totaled five rushing touchdowns...completed 86-of-179 passes for 1,409 yards and 15 touchdowns as a senior...selected Blue Hen All-Conference First Team as a junior and senior...selected to play in Blue-Gold Delaware All-Star Game...threw for 1,721 yards and 18 touchdowns on 104-of-202 passing as a junior...earned Delaware Interscholastic Football Coaches Association (DIFCA) All-State Second Team honors...also received all-conference honors in 2005 as a defensive back.

Personal: Full name is Jeffrey Raymond Tomasetti...is the son of Richard and Tracy Tomasetti...born Jan. 14, 1990...majoring in history seeking a social studies teaching certification while pursuing a minor in coaching.

Defense	G	UT	AT	TT	TFL	Sacks	Int	PBU	FF	FR
2009	3	2	2	4	0.0-0	0.0-0	0-0	0	0	0
Career	3	2	2	4	0.0-0	0.0-0	0-0	0	0	0

INFO

COACHES

OUTLOOK

PROFILES

REVIEW

PSAC

OPPONENTS

HISTORY



ERIK VAN NESS

DL • R-Senior • 6-0 • 225
Lackawaxen/Wallenpaupack

97

2009 (R-Junior): Became an integral member of the front four...started all 12 games for the Red Raiders as a defensive lineman...amassed 21 tackles, including eight solo stops and 3.0 tackles for loss...had two solo tackles in each of the final three games of the season...posted at least one tackle in nine games...achieved a season-high three tackles on three occasions...picked up a half of a sack against East Stroudsburg...contributed to a defensive unit that totaled the fourth-most sacks in SU history and the most in 18 years...recovered a fumble against Cheyney...blocked a kick in the season opener against Shepherd...intercepted a pass against Lock Haven.

2008 (R-Sophomore): Debuted as a Red Raider and made three starts...appeared in all 11 of the team's games...recorded 14 total tackles, including 1.5 tackles for a loss... posted one quarterback hurry from his defensive line position...recorded a season-high six tackles (one solo) against C.W. Post... assisted on a tackle in starts against East Stroudsburg and West Chester...contributed to tackles against Shepherd, Edinboro, Kutztown, Bloomsburg and Mercyhurst.

2007 (R-Freshman): Did not see game action.

2006 (Freshman): Redshirt season.

Wallenpaupack High School: Played for head coach Stan Kucharski... was a captain of the football team his senior season...also competed in wrestling.

Personal: Full name is Erik Gorman Van Ness...is the son of Sam and Lori Van Ness...born Jan. 26, 1988...majoring in criminal justice.

Defense	G	UT	AT	TT	TFL	Sacks	Int	PBU	FF	FR
2008	11	2	12	14	1.5-3	0.0-0	0-0	0	0	0
2009	12	8	13	21	3.0-5	0.5-3	1-0	0	0	1
Career	23	10	25	35	4.5-8	0.5-3	1-0	0	0	1



Erik Van Ness



2009 Season Review



Kyler Ford

Senior quarterback Chad DiFebbo finished his Red Raider career with the school record for passing touchdowns in a season (27) and total touchdowns in a season (29) while throwing at least one touchdown pass in 22 of his 23 career starts. He also tied a school record for passing touchdowns in a game with five at Millersville.

“Five years goes by fast,” DiFebbo said. “I’ve been here five years, and I’ve got the best friends I ever could have asked for. They’re my family - everybody in that locker room. This year - this spring, you could tell there was a different attitude - a different vibe. Everyone was picking each other up. To go out a champion is great.”

Senior split end Mike Harris concludes his tenure at Shippensburg as an AFCA All-American and just the 14th player in PSAC history to compile 3,000 receiving yards (197 career receptions, 3,000 career receiving yards). He finished his career with the school record for the most career games with a touchdown reception (20), breaking Ed Noon’s mark. Harris was just one receiving touchdown short of tying the school record of 26, held by Jamie Ware (1996-99).

Another senior, Kyler Ford, set school records for career punts (245), career punting yards (9,768), points by a kicker in one season (77) and successful extra points by a kicker in one season (47). He was among the nation’s top five punters in terms of net average and competed with Harris in the Valero Cactus Bowl.

Tight end Mark Rossi finished the regular season with seven more receiving touchdowns than all of the other starting tight ends combined from the PSAC Eastern Division and concluded his memorable 2009 season with 262 receiving yards and nine touchdowns. With Ford and senior long snapper James D’Annibale, Rossi forms a trio of the only three Red Raiders to play in all 45 games over the last four seasons without having completed a redshirt campaign.

Senior linebacker Andy Casale was the team’s leading tackler for the season with 65, a total that included 39 solo stops and 11 tackles for loss. Casale was an ESPN The Magazine Academic All-District 2 Second Team selection this season and compiled 216 career tackles during his tenure.

In all, Shippensburg averaged 32.8 points per game and ranked among the PSAC’s Top 5 teams in 23 statistical categories. Nine players earned All-PSAC credentials.

Not bad for a team picked in the preseason to finish fifth in the division.

“We lost the last game, but they can’t take a championship away from us,” Rees said. “(This team) has enriched my life, and has blessed my life. I’m proud of every single one of them. There are some teams that work out special, and this is going to be a special group.”

The 2009 season will not be forgotten for a very long time. The exuberance and excitement of the journey to the PSAC Championship and to the postseason was truly memorable, with Shippensburg proving the doubters wrong with each successive victory.

There was plenty of adversity along the way, including a season-opening loss at Shepherd and a road hiccup at C.W. Post in which the Red Raiders gave up a combined total of 74 points. But when it came down to crunch time, Shippensburg knew how to get it done.

Shippensburg earned its first outright divisional championship and first overall conference championship in 28 years, beating three ranked opponents along the way: No. 3 Bloomsburg, No. 15 Edinboro and No. 18 California (Pa.). Two of those games were on the road.

The Red Raider Wing-T was dominant, ranking first in the conference with an average time of possession at 32:40 per game and ranking third in the conference with an average of 182.2 rushing yards per game. SU also led the conference with a total of 510 rushes from scrimmage this season.

Shippensburg scored at least 21 points in all 12 games, a feat never before achieved in 105 seasons of organized football at the university. The longest previous streak was 11 games, accomplished by the 1999 squad.

The Red Raiders also came within six points of a new record for points scored in a season, finishing the year with 393 points (32.8 per game), and within one touchdown of tying the school record for the most touchdowns scored in one season (53 in 1999) and two extra points of the new school record for PATs in one season (48 in 2004).

SU did set a new school record for kickoff return yards with 1,111 through 12 games (47 returns). The previous record was 1,001 kickoff return yards in the 1995 season (57 returns). The Red Raiders averaged 23.6 yards per kickoff return this season, just six-tenths of a yard short of the school record set in the 2003 season (24.2 ypr, 25-606).

The season did end earlier than the Red Raiders had hoped, losing a 26-21 game to California (Pa.) in the NCAA Division II Second Round. In all, a group of 14 seniors concluded their Red Raider careers having achieved 21 total victories over the last four seasons.

“We got big leadership out of seniors this year and that’s been a big difference,” head coach Rocky Rees said. “We got leadership both on the field and in the locker room, with weight room work and the running program. Last January, these kids had to commit themselves to get up and run at 5:30 in the morning and get out there and get something done. No matter how hard we kept pushing them they kept coming back and giving it.”

PSAC RANKINGS:


1st in kickoff returns (47 returns, 1,111 yards, 1 TD, 23.6 avg.)
 1st in 4th-down conversions (60.0%, 12-of-20)
 1st in time of possession (32:40)
 2nd in passing defense efficiency (109.4)
 2nd in opponent 3rd-down conversions (27.0)
 2nd in interceptions (15)
 Ranked in the PSAC's Top 5 in 23 statistical categories.

NATIONAL RANKINGS:

15th in kickoff returns (23.64 yards/return)
 31st in sacks (2.58 sacks/game)
 31st in pass efficiency defense (109.39)
 32nd in rushing offense (182.17 yards/game)
 34th in scoring offense (32.75 points/game)
 35th in pass efficiency (139.32)
 41st in tackles for loss (7.3/game)

HISTORY RANKINGS:

2nd in SU history for season total yards gained
 [4,759 - most since 2003]
 2nd in SU history for season tackles for loss
 [88 - 363 yards - most since 2003 (96)]
 3rd in SU history for season passing yards
 [2,573 - most since 1999]
 4th in SU history for season sacks
 [32 - 225 yards - most since 1991 (39)]
 4th in SU history for season rushing yards
 [2,186 - most since 2003]
 7th in SU history for season completions
 [167]



Mike Harris

FOOTBALL AWARDS:

AFCA REGION 1 COACH OF THE YEAR

Rocky Rees

AFCA DIVISION II ALL-AMERICAN

Mike Harris (SE)

PSAC EASTERN DIVISION COACH OF THE YEAR

Rocky Rees

PSAC EASTERN DIVISION OFFENSIVE PLAYER OF THE YEAR

Mike Harris (SE)

ALL-PSAC EASTERN DIVISION FIRST TEAM OFFENSE

Mike Harris (SE)

Kevin Herod (FB)

ALL-PSAC EASTERN DIVISION FIRST TEAM DEFENSE

Travis Proctor (DB)

Tyton Brunner (DL)

Kyler Ford (P)

ALL-PSAC EASTERN DIVISION SECOND TEAM OFFENSE

Kevin Marshall (HB)

Bobby Mullen (OL)

ALL-PSAC EASTERN DIVISION SECOND TEAM DEFENSE

Andy Horn (DL)

Riley Bowen (LB)

VALERO CACTUS BOWL COMPETITORS

Mike Harris (SE)

Kyler Ford (P)

DAKTRONICS INC. ALL-SUPER REGION 1 FIRST TEAM OFFENSE

Mike Harris (SE)

DAKTRONICS INC. ALL-SUPER REGION 1 FIRST TEAM DEFENSE

Kyler Ford (P)

COSIDA/ESPN THE MAGAZINE ACADEMIC ALL-DISTRICT 2 TEAM

Andy Casale (LB)

TEAM AWARDS:

John M. Roddick Centurian Award (Team MVP) – Mike Harris

John Bay Award (Offensive MVP) – Chad DiFebbo

Kevin Mylett Award (Defensive MVP) – Travis Proctor

Ray Ellis Fighting Heart Award – Mike Harris

Christopher Heilman World Cup Award – Drew Gallardy

Vinton Rambo Award – Mark Rossi

John Hubley Award – James D'Annibale

George Kaluger Special Teams Player of the Year – Kyler Ford

2009 Season Review

FINAL STATISTICS

TEAM STATISTICS	SHIP	OPP
SCORING	393	272
Points Per Game	32.8	22.7
FIRST DOWNS	234	190
Rushing	94	68
Passing	119	99
Penalty	21	23
RUSHING YARDAGE	2186	1683
Yards gained rushing	2504	2068
Yards lost rushing	318	385
Rushing Attempts	510	382
Average Per Rush	4.3	4.4
Average Per Game	182.2	140.2
TDs Rushing	21	20
PASSING YARDAGE	2573	2214
Comp-Att-Int	167-324-12	173-346-15
Average Per Pass	7.9	6.4
Average Per Catch	15.4	12.8
Average Per Game	214.4	184.5
TDs Passing	28	15
TOTAL OFFENSE	4759	3897
Total Plays	834	728
Average Per Play	5.7	5.4
Average Per Game	396.6	324.8
KICK RETURNS: #-Yards	47-1111	69-1098
PUNT RETURNS: #-Yards	21-193	38-361
INT RETURNS: #-Yards	15-140	12-196
KICK RETURN AVERAGE	23.6	15.9
PUNT RETURN AVERAGE	9.2	9.5
INT RETURN AVERAGE	9.3	16.3
FUMBLES-LOST	19-9	18-9
PENALTIES-Yards	67-688	86-818
Average Per Game	57.3	68.2
PUNTS-Yards	57-2302	68-2476
Average Per Punt	40.4	36.4
Net punt average	31.6	32.4
TIME OF POSSESSION	32:40	27:07
3RD-DOWN Conversions	70/173	40/150
3rd-Down Pct	40%	27%
4TH-DOWN Conversions	12/20	10/21
4th-Down Pct	60%	48%
SACKS BY-Yards	32-225	22-133
MISC YARDS	0	0
TOUCHDOWNS SCORED	52	38
FIELD GOALS-ATTEMPTS	10-16	4-11
ON-SIDE KICKS	0-0	0-4
RED-ZONE SCORES	86-108 (80%)	38-56 (68%)
RED-ZONE TD	68-108 (63%)	32-56 (57%)
PAT-ATTEMPTS	47-48 (98%)	28-33 (85%)
ATTENDANCE	57,542	29,878
Games/Avg Per Game	12/4795	12/2490

SCORE BY QUARTERS

	1st	2nd	3rd	4th	OT	Total
Shippensburg	90	95	96	112	0	393
Opponents	66	48	56	102	0	272

RECORD

	OVERALL	H	A	N
All games	9-3	5-1	4-2	0-0
Conference	6-1	3-1	3-0	0-0
Non-Conference	3-2	2-0	1-0	0-0



RUSHING	GP	Att	Gain	Loss	Net	Avg	TD	Long	Avg/G
Kevin Herod	11	188	751	24	727	3.9	5	33	66.1
Kevin Marshall	12	107	552	82	470	4.4	3	69	39.2
Mike Frenette	12	75	442	22	420	5.6	5	74	35.0
Roshaan McCain	11	39	333	22	311	8.0	4	74	28.3
Chad DiFebbo	12	58	242	135	107	1.8	1	27	8.9
Pat Schuhl	4	12	94	1	93	7.8	0	62	23.2
Chad Halterman	4	12	32	1	31	2.6	2	5	7.8
Nick Klinepeter	11	6	32	2	30	5.0	1	12	2.7
Bryan Barley	12	2	17	0	17	8.5	0	10	1.4
Riley Bowen	12	1	9	0	9	9.0	0	9	0.8
Dave Chervansky	5	1	0	7	-7	-7.0	0	0	-1.4
TEAM	8	9	0	22	-22	-2.4	0	0	-2.8
Total	12	510	2504	318	2186	4.3	21	74	182.2
Opponents	12	382	2068	385	1683	4.4	20	84	140.2

PASSING	GP	Effic	Att-Cmp-Int	Pct	Yds	TD	Lng	Avg/G
Chad DiFebbo	12	138.75	160-314-12	51.0	2507	27	84	208.9
Dave Chervansky	5	182.17	5-7-0	71.4	53	1	15	10.6
Steven Adams	1	103.07	2-3-0	66.7	13	0	8	13.0
Total	12	139.36	167-324-12	51.5	2573	28	84	214.4
Opponents	12	109.39	173-346-15	50.0	2214	15	78	184.5

RECEIVING	GP	No.	Yds	Avg	TD	Long	Avg/G
Mike Harris	12	62	1018	16.4	10	84	84.8
Chase DiFebbo	11	27	606	22.4	5	75	55.1
Mark Rossi	12	24	264	11.0	9	27	22.0
Mike Frenette	12	21	349	16.6	2	55	29.1
Kevin Marshall	12	13	138	10.6	1	26	11.5
Kevin Herod	11	6	41	6.8	0	12	3.7
Roshaan McCain	11	5	59	11.8	0	23	5.4
Nick Klinepeter	11	3	27	9.0	1	13	2.5
Brian Heitz	12	2	39	19.5	0	31	3.2
Jacob Baskerville	8	2	17	8.5	0	12	2.1
Bryan Barley	12	1	8	8.0	0	8	0.7
Jake Biondi	12	1	7	7.0	0	7	0.6
Total	12	167	2573	15.4	28	84	214.4
Opponents	12	173	2214	12.8	15	78	184.5

SCORING	TD	FGs	PATs				DXP	Saf	Pts
			Kick	Rush	Rcv	Pass			
Kyler Ford	-	10-16	47-48	-	-	-	-	-	77
Mike Harris	10	-	-	-	-	-	-	-	60
Mark Rossi	9	-	-	-	2	-	-	-	58
Mike Frenette	7	-	-	-	-	-	-	-	42
Chase DiFebbo	5	-	-	-	-	-	-	-	30
Kevin Herod	5	-	-	-	-	-	-	-	30
Roshaan McCain	4	-	-	-	-	-	-	-	24
Kevin Marshall	4	-	-	-	-	-	-	-	24
Nick Klinepeter	2	-	-	-	-	-	-	-	12
Chad Halterman	2	-	-	-	-	-	-	-	12
Chad DiFebbo	1	-	-	-	-	2-4	-	-	6
Jeff Fertig	1	-	-	-	-	-	-	-	6
Josh Simmons	1	-	-	-	-	-	-	-	6
Travis Proctor	1	-	-	-	-	-	-	-	6
Total	52	10-16	47-48	-	2	2-4	-	-	393
Opponents	38	4-11	28-33	-	2	2-5	-	-	272

FIELD GOALS	FGM-FGA	Pct	1-19	20-29	30-39	40-49	50-99	Lg	Blk
Kyler Ford	10-16	62.5	1-1	5-9	4-6	0-0	0-0	38	1

PUNTING	No.	Yds	Avg	Long	TB	FC	i20	50+	Blkd
Kyler Ford	55	2302	41.9	76	7	0	14	13	2
TEAM	2	0	0.0	0	0	0	0	0	0
Total	57	2302	40.4	76	7	0	14	13	2
Opponents	68	2476	36.4	58	4	21	20	6	0

ALL PURPOSE	G	Rush	Rec	PR	KOR	IR	Tot	Avg/G
Mike Harris	12	0	1018	111	0	0	1129	94.1
Kevin Marshall	12	470	138	0	518	0	1126	93.8
Mike Frenette	12	420	349	0	0	0	769	64.1
Kevin Herod	11	727	41	0	0	0	768	69.8
Chase DiFebbo	11	0	606	22	0	0	628	57.1
Bryan Barley	12	17	8	60	367	0	452	37.7
Roshaan McCain	11	311	59	0	0	0	370	33.6
Mark Rossi	12	0	264	0	0	0	264	22.0
Jeff Fertig	12	0	0	0	191	0	191	15.9
Chad DiFebbo	12	107	0	0	0	0	107	8.9
Pat Schuhl	4	93	0	0	0	0	93	23.2
Josh Simmons	10	0	0	0	0	79	79	7.9
Nick Klinepeter	11	30	27	0	0	0	57	5.2
Brian Heitz	12	0	39	0	0	0	39	3.2
Tyrik Clary	12	0	0	0	35	0	35	2.9
Chad Halterman	4	31	0	0	0	0	31	7.8
Travis Proctor	12	0	0	0	0	30	30	2.5
Jamahn McCollough	10	0	0	0	0	23	23	2.3
Jacob Baskerville	8	0	17	0	0	0	17	2.1
Riley Bowen	12	9	0	0	0	0	9	0.8
Vinnie Ranauto	12	0	0	0	0	8	8	0.7
Jake Biondi	12	0	7	0	0	0	7	0.6
Dave Chervansky	5	-7	0	0	0	0	-7	-1.4
TEAM	8	-22	0	0	0	0	-22	-2.8
Total	12	2186	2573	193	1111	140	6203	516.9
Opponents	12	1683	2214	361	1098	196	5552	462.7

TOTAL OFFENSE	G	Plays	Rush	Pass	Total	Avg/G
Chad DiFebbo	12	372	107	2507	2614	217.8
Kevin Herod	11	188	727	0	727	66.1
Kevin Marshall	12	107	470	0	470	39.2
Mike Frenette	12	75	420	0	420	35.0
Roshaan McCain	11	39	311	0	311	28.3
Pat Schuhl	4	12	93	0	93	23.2
Dave Chervansky	5	8	-7	53	46	9.2
Chad Halterman	4	12	31	0	31	7.8
Nick Klinepeter	11	6	30	0	30	2.7
Bryan Barley	12	2	17	0	17	1.4
Steven Adams	1	3	0	13	13	13.0
Riley Bowen	12	1	9	0	9	0.8
TEAM	8	9	-22	0	-22	-2.8
Total	12	834	2186	2573	4759	396.6
Opponents	12	728	1683	2214	3897	324.8

PUNT RETURNS	No.	Yds	Avg	TD	Long
Mike Harris	9	111	12.3	0	25
Chase DiFebbo	6	22	3.7	0	12
Bryan Barley	6	60	10.0	0	40
Total	21	193	9.2	0	40
Opponents	38	361	9.5	2	42

INTERCEPTIONS	No.	Yds	Avg	TD	Long
Travis Proctor	4	30	7.5	1	30
Vinnie Ranauto	2	8	4.0	0	4
Jamahn McCollough	2	23	11.5	0	20
Josh Simmons	2	79	39.5	1	59
Riley Bowen	1	0	0.0	0	0
Nick Melusky	1	0	0.0	0	0
Erik Van Ness	1	0	0.0	0	0
Marcellus Sammons	1	0	0.0	0	0
Jeff Fertig	1	0	0.0	0	0
Total	15	140	9.3	2	59
Opponents	12	196	16.3	1	62

KICK RETURNS	No.	Yds	Avg	TD	Long
Kevin Marshall	21	518	24.7	0	75
Bryan Barley	16	367	22.9	0	61
Jeff Fertig	6	191	31.8	1	91
Tyrik Clary	2	35	17.5	0	27
Mike Harris	1	0	0.0	0	0
Dave Chervansky	1	0	0.0	0	0
Total	47	1111	23.6	1	91
Opponents	69	1098	15.9	0	50

Fumble Returns	No.	Yds	Avg	TD	Long
Total	0	0	0.0	0	0
Opponents	1	10	10.0	0	10

2009 Season Review

STATISTICAL REVIEW

DEFENSIVE LEADERS	GP	TACKLES			TFL/Yds	SACKS No-Yds	PASS Int-Yds	DEF		FUMBLES		BLKD	
		Solo	Ast	Total				BrUp	QBH	Rcv-Yds	FF	Kick	Saf
46 Andy Casale	12	39	26	65	11.0-33	2.5-18	-	-	-	2-0	-	1	-
33 Vinnie Ranautto	12	30	30	60	8.5-38	2.5-18	2-8	2	3	2-0	-	-	-
41 Riley Bowen	12	38	20	58	7.5-45	2.0-27	1-0	3	1	-	-	-	-
15 Travis Proctor	12	40	17	57	2.5-5	-	4-30	9	-	-	-	-	-
44 Cody Fleming	12	31	24	55	8.5-21	1.0-8	-	1	1	-	-	-	-
5 Josh Simmons	10	33	19	52	9.0-40	4.0-22	2-79	1	-	-	2	-	-
7 Nick Melusky	12	37	15	52	1.5-4	-	1-0	2	-	1-0	1	-	-
26 Mike Lloyd	9	18	15	33	1.0-10	-	-	1	-	-	-	-	-
23 Jamahn McCollough	10	18	11	29	1.0-2	-	2-23	3	-	1-0	-	-	-
8 Marcellus Sammons	11	17	11	28	-	-	1-0	4	1	-	1	-	-
99 Tyton Brunner	11	16	7	23	9.0-47	5.5-38	-	2	6	1-0	-	-	-
6 Jeff Fertig	12	18	4	22	2.5-5	-	1-0	5	-	-	-	-	-
36 Corey Hunt	10	12	10	22	1.0-7	1.0-7	-	1	1	-	-	-	-
97 Erik Van Ness	12	8	13	21	3.0-5	0.5-3	1-0	-	1	1-0	-	1	-
90 Andy Horn	12	10	9	19	8.5-48	5.5-40	-	2	1	1-0	2	1	-
91 Taylor Davis	11	9	7	16	4.0-14	1.5-7	-	-	1	-	-	-	-
51 Joel Petersheim	11	8	8	16	0.5-1	-	-	-	-	-	-	-	-
94 Zach Collins	12	8	6	14	5.5-24	2.5-15	-	-	4	-	-	-	-
96 Mark Kahlil Smith	12	5	6	11	-	-	-	-	-	-	-	-	-
39 Tyrik Clary	12	7	4	11	-	-	-	-	-	-	-	-	-
28 Kyler Ford	12	8	1	9	-	-	-	-	-	-	-	-	-
24 Mike Frenette	12	5	1	6	-	-	-	-	-	-	-	-	-
98 Antoine Parks	8	3	2	5	2.5-10	1.5-9	-	-	-	-	-	-	-
30 Mikal Sabree	10	4	-	4	-	-	-	2	-	-	-	-	-
14 Jeff Tomasetti	4	2	2	4	-	-	-	-	-	-	-	-	-
84 Mike Harris	12	2	-	2	-	-	-	-	-	-	-	-	-
42 Nik Rosenberry	4	2	-	2	1.0-4	1.0-4	-	-	-	-	-	-	-
20 Kevin Herod	11	2	-	2	-	-	-	-	-	-	-	-	-
TM TEAM	8	1	-	1	-	-	-	-	-	-	-	-	-
4 Roshan McCain	11	1	-	1	-	-	-	-	-	-	-	-	-
21 Chase DiFebbo	11	1	-	1	-	-	-	-	-	-	-	-	-
85 Bryan Barley	12	1	-	1	-	-	-	-	-	-	-	-	-
54 Beau Hoffman	3	1	-	1	-	-	-	-	-	-	-	-	-
58 Steve Hohenwarter	12	1	-	1	-	-	-	-	-	-	-	-	-
52 Drew Gallardy	12	1	-	1	-	-	-	-	-	-	-	-	-
Total	12	437	268	705	88-363	32-225	15-140	38	20	9-0	6	3	-
Opponents	12	477	330	807	85-287	22-133	12-196	47	15	9-10	9	3	-



INDIVIDUAL GAME HIGHS

Rushes	27	Kevin Herod at Cheyney (Oct 31, 2009)
Yards Rushing	188	Roshaan McCain at Millersville (Sep 26, 2009)
TD Rushes	3	Roshaan McCain at Millersville (Sep 26, 2009)
Long Rush	74	Roshaan McCain at Millersville (Sep 26, 2009)
	74	Mike Frenette vs California (Pa.) (Nov 21, 2009)
Pass attempts	41	Chad DiFebbo at C.W. Post (Oct 03, 2009)
Pass completions	21	Chad DiFebbo vs California (Pa.) (Nov 07, 2009)
Yards Passing	335	Chad DiFebbo vs Kutztown (Oct 10, 2009)
TD Passes	5	Chad DiFebbo at Millersville (Sep 26, 2009)
Long Pass	84	Chad DiFebbo vs East Stroudsburg (Sep 19, 2009)
Receptions	9	Mike Harris vs Kutztown (Oct 10, 2009)
	9	Mike Harris at Bloomsburg (Oct 24, 2009)
Yards Receiving	168	Chase DiFebbo vs California (Pa.) (Nov 07, 2009)
TD Receptions	3	Mike Harris at Millersville (Sep 26, 2009)
Long Reception	84	Mike Harris vs East Stroudsburg (Sep 19, 2009)
Field Goals	2	Kyler Ford vs Kutztown (Oct 10, 2009)
	2	Kyler Ford at Bloomsburg (Oct 24, 2009)
Long Field Goal	38	Kyler Ford at Bloomsburg (Oct 24, 2009)
Punts	7	Kyler Ford vs Kutztown (Oct 10, 2009)
Punting Avg	52.2	Kyler Ford at C.W. Post (Oct 03, 2009)
Long Punt	76	Kyler Ford vs California (Pa.) (Nov 07, 2009)
Long Punt Return	40	Bryan Barley at Millersville (Sep 26, 2009)
Long Kickoff Return	91	Jeff Fertig at C.W. Post (Oct 03, 2009)
Tackles	13	Josh Simmons at Edinboro (Sep 05, 2009)
	13	Mike Lloyd at Edinboro (Sep 05, 2009)
Sacks	3.0	Andy Horn at Shepherd (Aug 29, 2009)
	3.0	Josh Simmons vs East Stroudsburg (Sep 19, 2009)
Tackles For Loss	3.5	Cody Fleming vs Lock Haven (Sep 12, 2009)
Interceptions	1	Nick Melusky at Shepherd (Aug 29, 2009)
	1	Travis Proctor at Edinboro (Sep 05, 2009)
	1	Josh Simmons at Edinboro (Sep 05, 2009)
	1	Travis Proctor vs Lock Haven (Sep 12, 2009)
	1	Josh Simmons vs Lock Haven (Sep 12, 2009)
	1	Erik Van Ness vs Lock Haven (Sep 12, 2009)
	1	Marcellus Sammons vs East Stroudsburg (Sep 19, 2009)
	1	Jamahn McCollough at Millersville (Sep 26, 2009)
	1	Travis Proctor at C.W. Post (Oct 03, 2009)
	1	Vinnie Ranauto vs Kutztown (Oct 10, 2009)
	1	Travis Proctor vs West Chester (Oct 17, 2009)
	1	Riley Bowen vs West Chester (Oct 17, 2009)
	1	Jeff Fertig vs West Chester (Oct 17, 2009)
	1	Jamahn McCollough vs California (Pa.) (Nov 21, 2009)
	1	Vinnie Ranauto vs California (Pa.) (Nov 21, 2009)

TEAM GAME HIGHS

Rushes	55	at Edinboro (Sep 05, 2009)
Yards Rushing	354	at Millersville (Sep 26, 2009)
Yards Per Rush	7.9	at Millersville (Sep 26, 2009)
TD Rushes	5	vs Lock Haven (Sep 12, 2009)
Pass attempts	41	at C.W. Post (Oct 03, 2009)
Pass completions	21	vs Kutztown (Oct 10, 2009)
Yards Passing	335	vs Kutztown (Oct 10, 2009)
Yards Per Pass	12.2	vs California (Pa.) (Nov 07, 2009)
TD Passes	6	at Millersville (Sep 26, 2009)
Total Plays	78	at Shepherd (Aug 29, 2009)
	78	at C.W. Post (Oct 03, 2009)
	78	vs Kutztown (Oct 10, 2009)
Total Offense	566	at Millersville (Sep 26, 2009)
Yards Per Play	8.8	at Millersville (Sep 26, 2009)
Points	63	at Millersville (Sep 26, 2009)
Sacks By	7	vs East Stroudsburg (Sep 19, 2009)
First Downs	29	at Millersville (Sep 26, 2009)
Penalties	8	vs East Stroudsburg (Sep 19, 2009)
	8	at C.W. Post (Oct 03, 2009)
Penalty Yards	98	at C.W. Post (Oct 03, 2009)
Turnovers	5	vs West Chester (Oct 17, 2009)
Interceptions By	3	vs Lock Haven (Sep 12, 2009)
	3	vs West Chester (Oct 17, 2009)

OPPONENT INDIVIDUAL GAME HIGHS

Rushes	20	Thomas Beverly at C.W. Post (Oct 03, 2009)
	20	Derrick Price at Bloomsburg (Oct 24, 2009)
Yards Rushing	170	Thomas Beverly at C.W. Post (Oct 03, 2009)
TD Rushes	2	Tommy Addison at Shepherd (Aug 29, 2009)
	2	Thomas Beverly, at C.W. Post (Oct 03, 2009)
	2	Kenny Domzalski at Bloomsburg (Oct 24, 2009)
	2	Windell Brown vs California (Pa.) (Nov 07, 2009)
Long Rush	84	Tommy Addison at Shepherd (Aug 29, 2009)
Pass attempts	54	Joe Wright vs West Chester (Oct 17, 2009)
Pass completions	25	Trevor Harris at Edinboro (Sep 05, 2009)
Yards Passing	305	Josh Portis vs California (Pa.) (Nov 07, 2009)
TD Passes	2	Kevin Clancy at Shepherd (Aug 29, 2009)
	2	Trevor Harris at Edinboro (Sep 05, 2009)
	2	Bill Shirk at Millersville (Sep 26, 2009)
	2	Eric Anderwkavich at C.W. Post (Oct 03, 2009)
	2	Joe Wright vs West Chester (Oct 17, 2009)
	2	Josh Portis vs California (Pa.) (Nov 07, 2009)
Long Pass	78	Kevin Clancy at Shepherd (Aug 29, 2009)
Receptions	11	Steve Miller vs West Chester (Oct 17, 2009)
Yards Receiving	181	Steve Miller vs West Chester (Oct 17, 2009)
TD Receptions	2	Raymond Mends at Shepherd (Aug 29, 2009)
	2	Jamal Smith at Millersville (Sep 26, 2009)
	2	Steve Miller vs West Chester (Oct 17, 2009)
Long Reception	78	Raymond Mends at Shepherd (Aug 29, 2009)
Field Goals	2	Jon Koenig at Bloomsburg (Oct 24, 2009)
Long Field Goal	45	Jon Koenig at Bloomsburg (Oct 24, 2009)
Punts	8	Joseph Janovic vs East Stroudsburg (Sep 19, 2009)
	8	Matt Dineen vs Kutztown (Oct 10, 2009)
Punting Avg	40.6	John Banzhof at Millersville (Sep 26, 2009)
Long Punt	58	Chris Hill vs West Chester (Oct 17, 2009)
Long Punt Return	42	Brad Herr vs West Chester (Oct 17, 2009)
Long Kickoff Return	50	McKenley, J. at C.W. Post (Oct 03, 2009)
Tackles	15	Matt Sutjak at Millersville (Sep 26, 2009)
Sacks	2.0	Kevin Bolinsky vs Kutztown (Oct 10, 2009)
	2.0	Sam Scott vs West Chester (Oct 17, 2009)
	2.0	Tim Hume at Cheyney (Oct 31, 2009)
Tackles For Loss	3.5	Chris Patton at Shepherd (Aug 29, 2009)
Interceptions	2	Deante Steele at Shepherd (Aug 29, 2009)

OPPONENT TEAM GAME HIGHS

Rushes	41	at C.W. Post (Oct 03, 2009)
Yards Rushing	288	at C.W. Post (Oct 03, 2009)
Yards Per Rush	7.0	at C.W. Post (Oct 03, 2009)
TD Rushes	4	at C.W. Post (Oct 03, 2009)
Pass attempts	54	vs West Chester (Oct 17, 2009)
Pass completions	25	at Edinboro (Sep 05, 2009)
Yards Passing	305	vs California (Pa.) (Nov 07, 2009)
Yards Per Pass	19.6	at Shepherd (Aug 29, 2009)
TD Passes	2	at Shepherd (Aug 29, 2009)
	2	at Edinboro (Sep 05, 2009)
	2	at Millersville (Sep 26, 2009)
	2	at C.W. Post (Oct 03, 2009)
	2	vs West Chester (Oct 17, 2009)
	2	vs California (Pa.) (Nov 07, 2009)
Total Plays	81	vs California (Pa.) (Nov 07, 2009)
Total Offense	507	at C.W. Post (Oct 03, 2009)
Yards Per Play	8.1	at Shepherd (Aug 29, 2009)
Points	40	at C.W. Post (Oct 03, 2009)
Sacks By	4	at Edinboro (Sep 05, 2009)
	4	at Cheyney (Oct 31, 2009)
First Downs	28	vs California (Pa.) (Nov 07, 2009)
Penalties	11	at Millersville (Sep 26, 2009)
	11	vs West Chester (Oct 17, 2009)
Penalty Yards	126	at Millersville (Sep 26, 2009)
Turnovers	4	vs West Chester (Oct 17, 2009)

2009 Season Review

GAME RECAP

INFO

COACHES

OUTLOOK

PROFILES

REVIEW

PSAC

OPPONENTS

HISTORY

GAME 1



Shippensburg
23



Shepherd
34

GAME 2



Shippensburg
24



Edinboro
14

GAME 3



Lock Haven
7



Shippensburg
49

GAME 4



East Stroudsburg
14



Shippensburg
38

GAME 5



Shippensburg
63



Millersville
24

GAME 6



Shippensburg
24



C. W. Post
40

GAME 7



Kutztown
22



Shippensburg
26

GAME 8



West Chester
19



Shippensburg
24

GAME 9



Shippensburg
28



Bloomsburg
27

GAME 10



Shippensburg
31



Cheyney
10

GAME 11



California (Pa)
35



Shippensburg
42

GAME 12*



California (Pa)
26



Shippensburg
21

GAME 1

AUGUST 29, 2009 • SHEPHERDSTOWN, WV

Shippensburg	23
Shepherd	34

The Shippensburg University football team allowed four scoring plays of 60 yards or greater and was defeated by Shepherd College 34-23 in the 12th annual Great Valley Classic.

Shippensburg held an 11-minute edge in time of possession in the contest and totaled 22 first downs. The Red Raiders also converted 12-of-21 third-down attempts and scored on four of their five trips into the red zone.

Senior quarterback Chad DiFebbo was resilient in the opening two quarters. He capped off the first half by finding tight end Mark Rossi for a two-yard touchdown that brought the score to 14-10.

After converting three key third down plays, senior split end Mike Harris broke open in the corner of the end zone and DiFebbo found him for a five-yard touchdown pass with 7:16 to play in the third quarter.

After the defense forced a three-and-out that gave the Red Raiders the ball once again, Shepherd cornerback Deonte Steele intercepted a pass from DiFebbo and returned it 62 yards for a touchdown.

BOX SCORE

	1st	2nd	3rd	4th	Total
Shippensburg	3	7	7	6	23
Shepherd	7	7	6	14	34

Quarter	Time	Scoring Play
1st	02:17	SHIP - Kyler Ford 35 yd field goal
	01:59	SHEP - Raymond Mends 78 yd pass from Kevin Clancy (Eric Dobratz kick)
2nd	11:29	SHEP - Raymond Mends 73 yd pass from Kevin Clancy (Eric Dobratz kick)
	00:39	SHIP - Mark Rossi 2 yd pass from Chad DiFebbo (Kyler Ford kick)
3rd	07:16	SHIP - Mike Harris 5 yd pass from Chad DiFebbo (Kyler Ford kick)
	02:07	SHEP - Deante Steele 62 yd interception return (Eric Dobratz kick blockd)
4th	14:46	SHEP - Tommy Addison 84 yd run (Eric Dobratz kick)
	05:42	SHIP - Mark Rossi 16 yd pass from Chad DiFebbo (Kyler Ford kick failed)
	01:24	SHEP - Tommy Addison 31 yd run (Eric Dobratz kick)

	Shippensburg	Shepherd
First Downs	22	13
Rushes-Yards (Net)	41-113	37-186
Passing Yards (Net)	236	196
Passes Att-Comp-Int	37-17-3	10-5-1
Total Offense Plays-Yards	78-349	47-382
Fumble Returns-Yards	0-0	0-0
Punt Returns-Yards	2-21	3-21
Kickoff Returns-Yards	5-131	5-70
Interception Returns-Yards	1-0	3-121
Punts (Number-Avg)	4-41.5	4-38.2
Fumbles-Lost	0-0	1-1
Penalties-Yards	4-35	9-105
Possession Time	35:47	24:13
Third-Down Conversions	12 of 21	5 of 11
Fourth-Down Conversions	1 of 1	0 of 0
Red-Zone Scores-Chances	4-5	0-0

GAME 2

SEPTEMBER 5, 2009 • EDINBORO, PA

Shippensburg	24
Edinboro	14

The Shippensburg University football team held No. 15 Edinboro scoreless through three quarters of football - a feat not achieved by any team in two years - while the Red Raiders functioned on all cylinders in a rousing 24-14 victory over the Fighting Scots from Sox Harrison Stadium.

Shippensburg forced three turnovers, including two interceptions. The Red Raiders employed a 3-4 setup and one of the beneficiaries of the day's unique scheme was redshirt senior Josh Simmons, whose 59-yard interception return in the third quarter directly set up the first touchdown of the game.

Shippensburg embarked upon a 13-play, 63-yard drive to start the third quarter that resulted in a 28-yard field goal by senior place kicker Kyler Ford. Save for a sack at the end of the drive, the other 12 plays on the drive were runs, including bursts of 12 and 21 yards by junior tailback Kevin Marshall and a key six-yard scramble by redshirt senior quarterback Chad DiFebbo on a fourth-and-3.

The SU offense ran the ball 56 times, the most attempts in any game since Oct. 22, 2005, and averaged 3.4 yards per rush. The Wing-T was utilized to perfection, as Marshall totaled 99 yards and averaged 5.8 yards per carry.

BOX SCORE

	1st	2nd	3rd	4th	Total
Shippensburg	0	0	10	14	24
Edinboro	0	0	0	14	14

Quarter	Time	Scoring Play
3rd	08:26	SHIP - Kyler Ford 28 yd field goal
	03:50	SHIP - Kevin Herod 1 yd run (Kyler Ford kick)
4th	12:46	SHIP - Kevin Herod 2 yd run (Kyler Ford kick)
	05:42	SHIP - Mark Rossi 16 yd pass from Chad DiFebbo (Kyler Ford kick failed)
	07:45	SHIP - Kevin Marshall 3 yd pass from Chad DiFebbo (Kyler Ford kick)
04:58	EDIN - Brad Gossett 2 yd pass from Trevor Harris (Trevor Harris pass failed)	
	01:02	EDIN - Nick Marino 26 yd pass from Trevor Harris (Ilio DePaolo pass from Trevor Harris)

	Shippensburg	Edinboro
First Downs	15	20
Rushes-Yards (Net)	55-187	23-113
Passing Yards (Net)	112	241
Passes Att-Comp-Int	11-9-1	46-25-2
Total Offense Plays-Yards	66-299	69-354
Fumble Returns-Yards	0-0	0-0
Punt Returns-Yards	2-4	3-15
Kickoff Returns-Yards	3-16	5-64
Interception Returns-Yards	2-59	1-6
Punts (Number-Avg)	4-44.8	4-35.8
Fumbles-Lost	2-0	1-1
Penalties-Yards	7-46	4-30
Possession Time	34:01	25:59
Third-Down Conversions	5 of 13	2 of 12
Fourth-Down Conversions	2 of 3	3 of 5
Red-Zone Scores-Chances	4-5	1-2

2009 Season Review

GAME RECAP

GAME 3

SEPTEMBER 12, 2009 • SHIPPENSBURG, PA

Lock Haven	7
Shippensburg	49

The Shippensburg University football team opened its home schedule from Seth Grove Stadium with a rousing 49-7 victory over PSAC West opponent Lock Haven that gave the Red Raiders their first win in a home opener since the 2006 season.

Shippensburg dominated the game from a territorial standpoint and accrued 471 total yards of offense in the contest. Redshirt senior quarterback Chad DiFebbo was efficient for the second straight contest, completing 11-of-14 passes for 199 yards and one touchdown before yielding way to the reserves in the second half.

Overall, four different quarterbacks, six different tailbacks and six different wide receivers saw action - averaging 8.0 yards per play through 59 plays from scrimmage. No running back carried the ball more than nine times, but SU still managed 6.1 yards per rush and compiled 232 total yards on the ground.

Lock Haven produced its only points of the afternoon in the waning moments of the third quarter. An 11-yard touchdown run by Ibrahim Smith capped off a 63-yard drive that provided the Bald Eagles their first points of the season.

Nick Klinepeter finished with 21 yards on three carries, Roshaan McCain had 24 yards on seven carries, and true freshmen Pat Schuhl broke through for a 62-yard scamper that set up the final touchdown.

BOX SCORE

	1st	2nd	3rd	4th	Total
Lock Haven	0	0	7	0	7
Shippensburg	14	14	7	14	49

Quarter	Time	Scoring Play
1st	11:17	SHIP - Chad Halterman 3 yd run (Kyler Ford kick)
	11:03	SHIP - Josh Simmons 20 yd interception return (Kyler Ford kick)
2nd	04:48	SHIP - Chad Halterman 1 yd run (Kyler Ford kick)
	01:07	SHIP - Chase DiFebbo 63 yd pass from Chad DiFebbo (Kyler Ford kick)
3rd	08:04	SHIP - Kevin Marshall 33 yd run (Kyler Ford kick)
	01:59	LHU - Ibrahim Smith 11 yd run (Noah Heimer kick)
4th	09:29	SHIP - Nick Klinepeter 12 yd run (Kyler Ford kick)
	02:26	SHIP - Roshaan McCain 8 yd run (Kyler Ford kick)

	Lock Haven	Shippensburg
First Downs	12	22
Rushes-Yards (Net)	30-35	38-232
Passing Yards (Net)	111	239
Passes Att-Comp-Int	31-15-3	21-15-1
Total Offense Plays-Yards	61-146	59-471
Fumble Returns-Yards	0-0	0-0
Punt Returns-Yards	2-8	3-2
Kickoff Returns-Yards	8-93	2-42
Interception Returns-Yards	1-0	3-20
Punts (Number-Avg)	7-36.0	2-46.5
Fumbles-Lost	2-0	3-2
Penalties-Yards	8-45	5-60
Possession Time	30:53	29:07
Third-Down Conversions	4 of 15	2 of 7
Fourth-Down Conversions	1 of 3	1 of 1
Red-Zone Scores-Chances	1-1	4-5

GAME 4

SEPTEMBER 19, 2009 • SHIPPENSBURG, PA

East Stroudsburg	14
Shippensburg	38

The Shippensburg University football team opened its PSAC Eastern Division schedule with an impressive statement to the rest of the league, controlling the ball for more than 22 minutes in the second half en route to a convincing 38-14 victory over East Stroudsburg from Seth Grove Stadium.

Shippensburg once again produced an outstanding defensive performance that limited the league's most prolific offense to just 250 total yards while forcing two turnovers and producing seven sacks, the most by the Red Raiders in an 98-game stretch dating back to Sept. 30, 2000.

Offensively, the team converted all four of its red zone opportunities into points and was boosted by a number of highlight reel catches by redshirt senior split end Mike Harris. His five-catch, 145-yard performance against the Warriors included a pair of touchdowns and earned him PSAC Eastern Division Player of the Week honors.

Less than three minutes into the second half, the Warriors cut the SU lead to 17-14 after Matt Marshall avoided the Red Raider pressure and ran for a 51-yard touchdown. Save for this scramble, ESU was held to negative-8 rushing yards on 22 attempts, as tailback Zach Krise ran for just seven yards on seven carries after entering the contest ranked second in the PSAC with an average of 128 yards per game.

BOX SCORE

	1st	2nd	3rd	4th	Total
East Stroudsburg	0	7	7	0	14
Shippensburg	10	7	7	14	38

Quarter	Time	Scoring Play
1st	12:17	SHIP - Mike Harris 84 yd pass from Chad DiFebbo (Kyler Ford kick)
	05:04	SHIP - Kyler Ford 25 yd field goal
2nd	04:35	ESU - Ed Kiser 22 yd pass from Matt Marshall (Drew Reinhard kick)
	03:40	SHIP - Kevin Marshall 69 yd run (Kyler Ford kick)
3rd	12:22	ESU - Matt Marshall 51 yd run (Drew Reinhard kick)
	07:50	SHIP - Kevin Herod 9 yd run (Kyler Ford kick)
4th	12:28	SHIP - Mike Harris 17 yd pass from Chad DiFebbo (Kyler Ford kick)
	03:27	SHIP - Kevin Herod 1 yd run (Kyler Ford kick)

	East Stroudsburg	Shippensburg
First Downs	10	19
Rushes-Yards	23-43	51-241
Passing Yards	207	185
Passes Att-Comp-Int	21-10-1	22-10-0
Total Offense Plays-Yards	44-250	73-426
Fumble Returns-Yards	0-0	0-0
Punt Returns-Yards	5-19	2-27
Kickoff Returns-Yards	6-113	3-56
Interception Returns-Yards	0-0	1-0
Punts (Number-Avg)	8-32.8	6-39.5
Fumbles-Lost	1-1	0-0
Penalties-Yards	7-69	8-95
Possession Time	22:30	37:30
Third-Down Conversions	1 of 10	10 of 17
Fourth-Down Conversions	0 of 0	0 of 0
Red-Zone Scores-Chances	1-3	4-4

GAME 5

SEPTEMBER 26, 2009 • MILLERSVILLE, PA

Shippensburg	63
Millersville	24

The Shippensburg University football team scored its most points in a game since 1999 and compiled 566 total yards from Chryst Field at Biemesderfer Stadium while redshirt senior quarterback Chad DiFebbo tied a school record for touchdowns in a 63-24 rout of Millersville.

Shippensburg received admirable performances from a slew of athletes in the contest, and the team averaged 8.8 yards per play. Through the air, DiFebbo completed 12-of-16 passes for 186 yards and five touchdowns to tie an SU single-game record.

On the ground, redshirt sophomore tailback Roshaan McCain broke a 74-yard touchdown run in the first half and finished with eight carries for 188 yards - the most by a Red Raider running back since John Kuhn on Oct. 30, 2004. McCain also finished with three touchdowns.

BOX SCORE

	1st	2nd	3rd	4th	Total
Shippensburg	7	28	21	7	63
Millersville	3	14	0	7	24

Quarter	Time	Scoring Play
1st	06:53	MILL - John Banzhof 21 yd field goal,
	04:38	SHIP - Mike Harris 7 yd pass from Chad DiFebbo (Kyler Ford kick)
2nd	14:53	SHIP - Roshaan McCain 9 yd run (Kyler Ford kick)
	11:44	MILL - Jamal Smith 10 yd pass from Bill Shirk (John Banzhof kick)
	11:32	SHIP - Roshaan McCain 74 yd run (Kyler Ford kick)
	07:48	MILL - Matt Egenrieder 11 yd run (John Banzhof kick)
3rd	04:31	SHIP - Mark Rossi 3 yd pass from Chad DiFebbo (Kyler Ford kick)
	02:55	SHIP - Mike Harris 47 yd pass from Chad DiFebbo (Kyler Ford kick)
	12:59	SHIP - Mark Rossi 17 yd pass from Chad DiFebbo (Kyler Ford kick)
	08:32	SHIP - Roshaan McCain 1 yd run (Kyler Ford kick)
	03:59	SHIP - Mike Harris 14 yd pass from Chad DiFebbo (Kyler Ford kick)
4th	13:32	MILL - Jamal Smith 10 yd pass from Bill Shirk (John Banzhof kick)
	06:17	SHIP - Nick Klinepeter 6 yd pass from Dave Chervansky (Kyler Ford kick)

	Shippensburg	Millersville
First Downs	29	16
Rushes-Yards	45-354	37-175
Passing Yards	212	130
Passes Att-Comp-Int	19-15-0	27-15-1
Total Offense Plays-Yards	64-566	64-305
Fumble Returns-Yards	0-0	1-10
Punt Returns-Yards	4-88	1-9
Kickoff Returns-Yards	5-133	9-129
Interception Returns-Yards	1-1	0-0
Punts (Number-Avg)	1-36.0	5-40.6
Fumbles-Lost	2-2	0-0
Penalties-Yards	6-89	11-126
Possession Time	29:11	30:49
Third-Down Conversions	4 of 8	3 of 13
Fourth-Down Conversions	2 of 3	0 of 0
Red-Zone Scores-Chances	7-8	4-5

GAME 6

OCTOBER 3, 2009 • BROOKVILLE, NY

Shippensburg	24
C. W. Post	40

The Shippensburg University football team held a 24-21 lead in the fourth quarter from Hickox Field but fell victim to a Pioneer offensive attack that scored 19 unanswered points as the Red Raiders dropped a 40-24 decision to C.W. Post.

Shippensburg and C.W. Post engaged in a back-and-forth slugfest through three quarters, exchanging the lead twice and playing within one possession until the final five minutes. Senior Kyler Ford kicked a 30-yard field goal with 12:44 to play.

The Red Raiders opened the contest with a boatload of momentum, as junior Jeff Fertig returned the opening kickoff 91 yards for a touchdown to give Shippensburg a 7-0 lead. At the end of the first quarter, SU held a 14-7 lead after senior tight end Mark Rossi capped off a 10-play, 77-yard drive with a nine-yard touchdown reception.

C.W. Post took a 21-14 lead in the third quarter on a 52-yard touchdown pass from quarterback Eric Anderkwavich to senior Chris Harris. The Pioneers had four scoring plays of 30 yards or longer while Anderkwavich threw for 219 yards.

BOX SCORE

	1st	2nd	3rd	4th	Total
Shippensburg	14	0	10	0	24
C. W. Post	7	7	7	19	40

Quarter	Time	Scoring Play
1st	14:45	SHIP - Jeff Fertig 91 yd kickoff return (Kyler Ford kick)
	08:25	CWP - Beverly, T. 47 yd run (Bertone, J. kick)
	03:12	SHIP - Mark Rossi 9 yd pass from Chad DiFebbo (Kyler Ford kick)
2nd	07:27	CWP - Williams, D. 3 yd pass from Anderkwavich, E (Bertone, J. kick)
3rd	10:30	CWP - Harris, C. 52 yd pass from Anderkwavich, E (Bertone, J. kick)
	07:37	SHIP - Mike Harris 6 yd pass from Chad DiFebbo (Kyler Ford kick)
4th	12:44	SHIP - Kyler Ford 30 yd field goal
	11:40	CWP - Beverly, T. 43 yd run (Bertone, J. kick)
	05:31	CWP - Adamic, A. 33 yd run (Bertone, J. rush fumbld)
	03:22	CWP - Anderkwavich, E 33 yd run (Bertone, J. kick failed)

	Shippensburg	C. W. Post
First Downs	16	22
Rushes-Yards	37-158	41-288
Passing Yards	189	219
Passes Att-Comp-Int	41-14-1	24-14-1
Total Offense Plays-Yards	78-347	65-507
Fumble Returns-Yards	0-0	0-0
Punt Returns-Yards	2-25	4-38
Kickoff Returns-Yards	5-178	4-74
Interception Returns-Yards	1-0	1-20
Punts (Number-Avg)	6-52.2	7-34.9
Fumbles-Lost	1-1	3-1
Penalties-Yards	8-98	6-55
Possession Time	29:44	28:07
Third-Down Conversions	3 of 16	3 of 11
Fourth-Down Conversions	1 of 4	0 of 0
Red-Zone Scores-Chances	2-5	1-2

2009 Season Review

GAME RECAP

GAME 7

OCTOBER 10, 2009 • SHIPPENSBURG, PA

Kutztown	22
Shippensburg	26

Shippensburg University head coach Rocky Rees earned his 150th career coaching victory as a 27-yard touchdown reception by senior Mark Rossi completed a fourth-quarter comeback for the Red Raiders football team in a rousing 26-22 victory over Kutztown from Seth Grove Stadium.

Shippensburg trailed by three points with 3:35 to play after the Golden Bears completed a 6-play, 54-yard drive with a five-yard touchdown pass and a two-point conversion. The ensuing squib kick crawled to the 20-yard line and was returned by an up-back, freshman linebacker Tyrik Clary, who scampered 27 yards on his first career kickoff return.

Shippensburg opened the scoring seven minutes into the first quarter on a 55-yard pass play from DiFebbo to freshman tailback Mike Frenette, who streaked up the middle of the field and made a nice catch before finding the end zone. The Golden Bears answered 19 seconds later, when talented senior tailback Dontay Wilson scampered 60 yards to tie the score at 7-7.

Defensively, the Red Raiders received a breakthrough performance from sophomore linebacker Vinnie Ranauto, who made eight solo stops along with one tackle assist to lead the team while recording a sack and an interception.

BOX SCORE

	1st	2nd	3rd	4th	Total
Kutztown	7	0	7	8	22
Shippensburg	7	6	0	13	26

Quarter	Time	Scoring Play
1st	07:55	SHIP - Mike Frenette 55 yd pass from Chad DiFebbo (Kyler Ford kick)
	07:36	KUTZ - Dontay Wilson 60 yd run (Matt Dineen kick)
2nd	06:34	SHIP - Kyler Ford 34 yd field goal
	00:10	SHIP - Kyler Ford 29 yd field goal
3rd	10:39	KUTZ - Kevin Morton 1 yd run (Matt Dineen kick)
4th	06:16	SHIP - Mark Rossi 1 yd pass from Chad DiFebbo (Chad DiFebbo pass failed)
	03:35	KUTZ - Dominick Massey 5 yd pass from Kevin Morton (Jake Cahill pass from Kevin Morton)
	00:55	SHIP - Mark Rossi 27 yd pass from Chad DiFebbo (Kyler Ford kick)

	Kutztown	Shippensburg
First Downs	14	19
Rushes-Yards	32-167	39-82
Passing Yards	123	335
Passes Att-Comp-Int	28-13-1	39-21-0
Total Offense Plays-Yards	60-290	78-417
Fumble Returns-Yards	0-0	0-0
Punt Returns-Yards	3-34	2-27
Kickoff Returns-Yards	5-50	4-150
Interception Returns-Yards	0-0	1-4
Punts (Number-Avg)	8-38.8	7-34.4
Fumbles-Lost	1-1	1-1
Penalties-Yards	4-49	6-46
Possession Time	24:46	35:14
Third-Down Conversions	2 of 11	6 of 17
Fourth-Down Conversions	0 of 1	1 of 1
Red-Zone Scores-Chances	2-2	3-4

GAME 8

OCTOBER 17, 2009 • SHIPPENSBURG, PA

West Chester	19
Shippensburg	24

The Shippensburg University football team held a 17-0 lead at halftime and produced one final defensive stand in the last minute of play on a rain-soaked Saturday Homecoming afternoon from Seth Grove Stadium to fight off another staunch opponent and earn a crucial 24-19 victory over PSAC rival West Chester.

Shippensburg received strong performances from a wealth of athletes in the contest to record its first victory over the Golden Rams since the final game of the 2004 regular season, ending a five-game losing streak to West Chester.

Shippensburg produced a stellar defensive effort in the first half that provided a lot of momentum amidst the chilling rain that by halftime had transformed the field into choppy sod.

Overall, the Red Raider defense forced four turnovers, including three interceptions. Sophomore Marcellus Sammons forced a key fumble in the waning moments of the first half with a jarring hit that quelled a potential score for the Golden Rams.

BOX SCORE

	1st	2nd	3rd	4th	Total
West Chester	0	0	6	13	19
Shippensburg	7	10	7	0	24

Quarter	Time	Scoring Play
1st	02:12	SHIP - Mike Harris 22 yd pass from Chad DiFebbo (Kyler Ford kick)
2nd	12:54	SHIP - Travis Proctor 30 yd interception return (Kyler Ford kick)
	05:31	SHIP - Kyler Ford 25 yd field goal
3rd	09:49	WCU - Steve Miller 12 yd pass from Joe Wright (Chris Hill kick failed)
	01:03	SHIP - Chase DiFebbo 75 yd pass from Chad DiFebbo (Kyler Ford kick)
4th	13:09	WCU - Steve Miller 7 yd pass from Joe Wright (Joe Wright pass failed)
	02:23	WCU - Brad Herr 42 yd blocked punt return (Chris Hill kick)

	West Chester	Shippensburg
First Downs	15	12
Rushes-Yards	21-4	40-77
Passing Yards	302	200
Passes Att-Comp-Int	54-22-3	22-10-2
Total Offense Plays-Yards	75-306	62-277
Fumble Returns-Yards	0-0	0-0
Punt Returns-Yards	4-75	2--7
Kickoff Returns-Yards	5-78	3-55
Interception Returns-Yards	2-0	3-30
Punts (Number-Avg)	6-35.8	7-28.6
Fumbles-Lost	2-1	4-3
Penalties-Yards	11-111	4-39
Possession Time	27:52	32:02
Third-Down Conversions	5 of 18	5 of 15
Fourth-Down Conversions	2 of 6	0 of 0
Red-Zone Scores-Chances	2-3	1-1

GAME 9

OCTOBER 24, 2009 • BLOOMSBURG, PA

Shippensburg	28
Bloomsburg	27

A 15-play, 79-yard drive culminated with an 11-yard touchdown pass from redshirt senior quarterback Chad DiFebbo to redshirt junior Chase DiFebbo with 46 seconds to play that completed a 28-27 comeback victory for Shippensburg.

Shippensburg began its game-winning drive on its own 21-yard line with 6:14 to play. A facemask penalty moved the Red Raiders to the 37-yard line, but soon SU faced a fourth-and-1 from the 46-yard line. On the first of three fourth-down conversions, redshirt senior split end Mike Harris could not haul in a reception due to pass interference and the drive continued.

Four plays later, needing seven yards to keep the drive alive; Harris caught a 10-yard pass from DiFebbo.

The Red Raiders again had their backs up against the wall, going backwards before facing a fourth-and-13 from the 36-yard line. Undaunted, the offensive line gave DiFebbo enough time to find Harris on a crossing pattern for 21 yards.

The DiFebbo brothers then connected for the game-winning touchdown that sent the Red Raider sidelines into sheer jubilation.

BOX SCORE

	1st	2nd	3rd	4th	Total
Shippensburg	7	6	8	7	28
Bloomsburg	14	7	3	3	27

Quarter Time Scoring Play

1st	12:17	BLOOM - Kenny Domzalski 20 yd run (Jon Koenig kick)
	08:36	SHIP - Mike Harris 11 yd pass from Chad DiFebbo (Kyler Ford kick)
2nd	07:05	BLOOM - Derrick Price 25 yd run (Jon Koenig kick)
	10:15	BLOOM - Kenny Domzalski 77 yd run (Jon Koenig kick)
	04:22	SHIP - Kyler Ford 19 yd field goal
3rd	00:56	SHIP - Kyler Ford 38 yd field goal
	09:51	BLOOM - Jon Koenig 45 yd field goal
	00:45	SHIP - Mike Frenette 55 yd run (Mark Rossi pass from Chad DiFebbo)
4th	12:30	BLOOM - Jon Koenig 24 yd field goal
	00:46	SHIP - Chase DiFebbo 11 yd pass from Chad DiFebbo (Kyler Ford kick)

	Shippensburg	Bloomsburg
First Downs	18	17
Rushes-Yards	38-130	37-228
Passing Yards	195	145
Passes Att-Comp-Int	30-13-0	20-11-0
Total Offense Plays-Yards	68-325	57-373
Fumble Returns-Yards	0-0	0-0
Punt Returns-Yards	1-6	5-67
Kickoff Returns-Yards	5-144	6-109
Interception Returns-Yards	0-0	0-0
Punts (Number-Avg)	6-45.0	4-36.8
Fumbles-Lost	2-0	0-0
Penalties-Yards	6-65	8-86
Possession Time	30:42	29:18
Third-Down Conversions	4 of 16	2 of 11
Fourth-Down Conversions	2 of 3	1 of 1
Red-Zone Scores-Chances	4-5	1-1

GAME 10

OCTOBER 31, 2009 • CHEYNEY, PA

Shippensburg	31
Cheyney	10

The Shippensburg University football team earned a 31-10 victory over Cheyney from O'Shields-Stevenson Stadium to win the PSAC Eastern Division Championship and earn the right to host California (Pa.) in the PSAC Championship game at Seth Grove Stadium.

The contest featured difficult field conditions as steady rain over the last 48 hours transformed the field into a combination of mush, sod and mud. The SU ground game capitalized by running 54 times for 154 yards and three touchdowns. Redshirt freshman Kevin Herod battled for a career-high 112 yards on 27 carries with one touchdown, averaging 4.1 yards per carry.

True freshman Mike Frenette had another stellar performance with 42 rushing yards and two touchdowns, including a two-yard run in the fourth quarter that extended the Red Raider lead to 14 points. SU held a 10-7 lead at halftime after a 23-yard field goal from senior Kyler Ford.

The Red Raiders sealed the game in the final minute with a 21-yard touchdown pass from redshirt senior quarterback Chad DiFebbo to senior tight end Mark Rossi. DiFebbo finished the day 9-of-18 for 150 yards and a touchdown.

BOX SCORE

	1st	2nd	3rd	4th	Total
Shippensburg	7	3	7	14	31
Cheyney	7	0	0	3	10

Quarter Time Scoring Play

1st	04:06	SHIP - Mike Frenette 4 yd run (Kyler Ford kick)
	02:41	CHEY - Angel Rodriguez 4 yd run (Tyler Wilkinson kick)
2nd	08:12	SHIP - Kyler Ford 23 yd field goal
3rd	08:32	SHIP - Kevin Herod 5 yd run (Kyler Ford kick)
4th	13:30	CHEY - Tyler Wilkinson 30 yd field goal
	07:13	SHIP - Mike Frenette 2 yd run (Kyler Ford kick)
	00:35	SHIP - Mark Rossi 21 yd pass from Chad DiFebbo (Kyler Ford kick)

	Shippensburg	Cheyney
First Downs	18	7
Rushes-Yards	54-154	30-123
Passing Yards	150	63
Passes Att-Comp-Int	18-9-2	14-6-0
Total Offense Plays-Yards	72-304	44-186
Fumble Returns-Yards	0-0	0-0
Punt Returns-Yards	1-0	1-1
Kickoff Returns-Yards	2-41	6-94
Interception Returns-Yards	0-0	2-28
Punts (Number-Avg)	3-41.7	5-30.8
Fumbles-Lost	3-0	3-2
Penalties-Yards	3-31	6-32
Possession Time	38:59	21:01
Third-Down Conversions	10 of 18	3 of 10
Fourth-Down Conversions	1 of 1	0 of 0
Red-Zone Scores-Chances	4-4	2-2

2009 Season Review

GAME RECAP

GAME 11

NOVEMBER 7, 2009 • SHIPPENSBURG, PA

California (Pa.)	35
Shippensburg	42

The Shippensburg University football team, picked No. 5 in the pre-season Eastern Division Coaches poll, won its first PSAC Championship in 28 years on Saturday afternoon at Seth Grove Stadium with a 42-35 victory over California (Pa.) in front of a capacity crowd.

Shippensburg dominated the first half, established a 28-7 lead in the third quarter and totaled 489 yards on offense. Redshirt senior quarterback Chad DiFebbo was named the game's most valuable player after completing 18-of-24 passes for 294 yards and four touchdowns.

The Red Raider running attack was well-balanced and totaled 195 yards against a defensive unit that ranked second in the PSAC and No. 18 in Division II. In addition to Mike Frenette's stellar work (113 combined yards and two touchdowns), redshirt junior halfback Kevin Marshall totaled 90 yards and one touchdown on 14 carries while redshirt freshman fullback Kevin Herod averaged 4.5 yards per carry through 11 rushes.

BOX SCORE

	1st	2nd	3rd	4th	Total
California (Pa.)	7	0	7	21	35
Shippensburg	7	14	7	14	42

Quarter Time Scoring Play

1st	11:48	CAL - Windell Brown 2 yd run (Marc Domonkos kick)
	09:43	SHIP - Mike Frenette 18 yd pass from Chad DiFebbo (Kyler Ford kick)
2nd	14:30	SHIP - Kevin Marshall 9 yd run (Kyler Ford kick)
	06:48	SHIP - Mike Harris 3 yd pass from Chad DiFebbo (Kyler Ford kick)
3rd	12:04	SHIP - Chase DiFebbo 15 yd pass from Chad DiFebbo (Kyler Ford kick)
	01:11	CAL - Windell Brown 8 yd run (Marc Domonkos kick)
4th	12:31	SHIP - Chase DiFebbo 10 yd pass from Chad DiFebbo (Kyler Ford kick)
	09:58	SHIP - Mike Frenette 32 yd run (Kyler Ford kick)
	09:18	CAL - Freddie Bacco 46 yd run (Marc Domonkos kick)
	05:01	CAL - Terrance Moore 6 yd pass from Josh Portis (Marc Domonkos kick)
	00:44	CAL - AJ Jackson 12 yd pass from Josh Portis (Marc Domonkos kick)

	California (Pa.)	Shippensburg
First Downs	28	22
Rushes-Yards	33-141	37-195
Passing Yards	305	294
Passes Att-Comp-Int	48-24-0	24-18-0
Total Offense Plays-Yards	81-446	61-489
Fumble Returns-Yards	0-0	0-0
Punt Returns-Yards	4-46	0-0
Kickoff Returns-Yards	6-126	5-67
Interception Returns-Yards	0-0	0-0
Punts (Number-Avg)	4-39.8	5-47.2
Fumbles-Lost	1-0	0-0
Penalties-Yards	4-35	7-67
Possession Time	30:20	29:33
Third-Down Conversions	7 of 16	3 of 9
Fourth-Down Conversions	2 of 4	1 of 1
Red-Zone Scores-Chances	4-5	5-5

GAME 12

NOVEMBER 21, 2009 • SHIPPENSBURG, PA

California (Pa.)	26
Shippensburg	21

The Shippensburg University football team put forth a valiant effort against the visiting California (Pa.) in the second round of the NCAA Division II Super Region One football playoffs from Seth Grove Stadium, but a fourth-quarter rally came up just short as the Red Raiders dropped a 26-21 decision to conclude their season.

Trailing 26-7 late in the third quarter, SU began to mount a furious rally. Needing a long but efficient scoring drive, the Red Raiders delivered as redshirt senior quarterback Chad DiFebbo completed six passes on an 8-play, 66-yard touchdown drive.

The touchdown brought Shippensburg within 13 points and DiFebbo then found Rossi on the two-point conversion attempt, entering the fourth quarter. The defense then forced a quick punt, and the Red Raiders got the ball back with 10:10 to play.

DiFebbo took to scrambling out of the pocket on the ensuing drive and his improvisation helped the Red Raiders to another touchdown. Runs of 19 and 12 yards placed SU inside the California 30-yard line, and DiFebbo then responded to a false start with a 27-yard scamper for a touchdown. The ensuing two-point conversion attempt failed and the Red Raiders could not overcome the five-point deficit.

BOX SCORE

	1st	2nd	3rd	4th	Total
California (Pa.)	14	6	6	0	26
Shippensburg	7	0	8	6	21

Quarter Time Scoring Play

1st	09:56	CAL - Windell Brown 20 yd run (Marc Domonkos kick)
	07:59	CAL - Trey Allen 0 yd blocked punt return (Marc Domonkos kick)
2nd	01:42	SHIP - Mike Frenette 74 yd run (Kyler Ford kick)
	08:59	CAL - AJ Jackson 37 yd pass from Josh Portis (Marc Domonkos kick failed)
3rd	03:38	CAL - Freddie Bacco 23 yd run (Josh Portis pass intcpt)
	00:00	SHIP - Mark Rossi 1 yd pass from Chad DiFebbo (Mark Rossi pass from Chad DiFebbo)
4th	07:14	SHIP - Chad DiFebbo 27 yd run (Chad DiFebbo pass intcpt)

	California (Pa.)	Shippensburg
First Downs	16	22
Rushes-Yards	38-180	35-263
Passing Yards	172	226
Passes Att-Comp-Int	23-13-2	40-16-2
Total Offense Plays-Yards	61-352	75-489
Fumble Returns-Yards	0-0	0-0
Punt Returns-Yards	3-28	0-0
Kickoff Returns-Yards	4-98	5-98
Interception Returns-Yards	2-21	2-26
Punts (Number-Avg)	6-39.0	6-34.3
Fumbles-Lost	3-1	1-0
Penalties-Yards	8-75	3-17
Possession Time	29:34	30:10
Third-Down Conversions	3 of 12	6 of 16
Fourth-Down Conversions	1 of 1	0 of 2
Red-Zone Scores-Chances	0-2	1-3



The PSAC



PSAC Champions

The PSAC football champion has been crowned every year since 1934, with the exception of three years during World War II. A variety of methods have determined league champions, beginning with a group of sportswriters recognizing champions among Pennsylvania's State Teachers Colleges. With the advent of the conference, college representatives decided in 1950 to employ the Saylor Points System. That practice gave way to the "State Game" beginning in 1960 when league administrators agreed an end-of-the season contest between the Eastern and Western Division champions would be played to decide conference supremacy. The "State Game" was played until 1987 when membership determined to place more emphasis on access into the NCAA playoffs. From 1988-2007, only divisional champions were awarded. Beginning in 2008, the "State Game" was reinstated, giving the PSAC just one champion each year.



Conference Champions

Divisional Championship

2007	East - West Chester West - California (Pa.)
2006	East - Bloomsburg West - Indiana (Pa.), California (Pa.)
2005	East - Bloomsburg West - California (Pa.), Edinboro
2004	East - West Chester West - Edinboro, Indiana (Pa.), Shippensburg (tie)
2003	East - Bloomsburg, East Stroudsburg (tie) West - Edinboro, Indiana (Pa.) (tie)
2002	East - Bloomsburg, East Stroudsburg (tie) West - Indiana (Pa.)
2001	East - Bloomsburg West - Indiana (Pa.)
2000	East - Bloomsburg West - Clarion, Indiana (Pa.), Slippery Rock (tie)
1999	East - West Chester West - Slippery Rock
1998	East - Millersville West - Slippery Rock
1997	East - Bloomsburg West - Slippery Rock
1996	East - Bloomsburg West - Clarion, Indiana (Pa.)
1995	East - Bloomsburg, Millersville (tie) West - Edinboro
1994	East - Bloomsburg, West Chester (tie) West - Indiana (Pa.)
1993	East - Millersville West - Indiana (Pa.)
1992	East - West Chester West - Indiana (Pa.)
1991	East - East Stroudsburg West - Indiana (Pa.)
1990	East - Millersville West - Indiana (Pa.)
1989	East - West Chester, Millersville (tie) West - Edinboro
1988	East - Millersville West - Shippensburg

State Game

2009	Shippensburg 42, California (Pa.) 35
2008	California (Pa.) 47, West Chester 36
1987	Indiana (Pa.) 21, West Chester 9
1986	Indiana (Pa.) 20, West Chester 6
1985	Bloomsburg 31, Indiana (Pa.) 9
1984	California (Pa.) 21, Bloomsburg 14
1983	Clarion 27, East Stroudsburg 14
1982	East Stroudsburg 24, Edinboro 22
1981	Shippensburg 34, Millersville 14
1980	Clarion 15, Kutztown 14
1979	Lock Haven 48, Cheyney 14
1978	East Stroudsburg 49, Clarion 4
1977	Clarion 25, Millersville 24
1976	East Stroudsburg 14, Shippensburg 14 (tie)
1975	East Stroudsburg 24, Edinboro 20
1974	Slippery Rock 20, West Chester 7
1973	Slippery Rock 28, West Chester 14
1972	Slippery Rock 29, West Chester 27
1971	West Chester 35, Edinboro 14
1970	Edinboro 14, West Chester 6
1969	West Chester 41, Clarion 34
1968	California (Pa.) 28, East Stroudsburg 28
(tie)	
1967	West Chester 27, Clarion 7
1966	Clarion 28, West Chester 26
1965	East Stroudsburg 26, Indiana (Pa.) 10
1964	East Stroudsburg 27, Indiana (Pa.) 14
1963	West Chester 36, Slippery Rock 7
1962	Slippery Rock 13, East Stroudsburg 6
1961	West Chester 21, Slippery Rock 0
1960	West Chester 35, Lock Haven 6

Saylor Points System

1959	West Chester
1958	California (Pa.)
1957	Lock Haven, Shippensburg (tie)
1956	West Chester
1955	Bloomsburg
1954	Bloomsburg, East Stroudsburg, West Chester
1953	West Chester
1952	West Chester
1951	Bloomsburg
1950	West Chester

Selected by the Sportswriters

1949	Bloomsburg
1948	Bloomsburg
1947	Mansfield
1946	California (Pa.)
1945	No champion (World War II)
1944	No champion (World War II)
1943	No champion (World War II)
1942	East Stroudsburg
1941	Millersville
1940	Indiana (Pa.), Millersville
1939	Slippery Rock
1938	Mansfield
1937	Lock Haven
1936	Lock Haven
1935	Shippensburg
1934	Indiana (Pa.)



Originating in 1951 to administer and promote men's athletics, the Pennsylvania State Athletic Conference has evolved into one of the NCAA's most heralded intercollegiate conferences.

The first major step came in 1977, when based on a growing interest, the league reorganized to provide a structure for its women's programs. In 1980, the PSAC was reclassified to NCAA Division II.

The most recent enhancement came during the 2008-09 academic year when the PSAC expanded for the first time in its rich history, adding full-time members Gannon University and Mercyhurst College, and associate member Long Island University-C.W. Post.

All of the league's full-time members are located within the Commonwealth of Pennsylvania, which makes the PSAC the largest one-state conference in the NCAA. The league has also grown to share the distinctions as: The largest conference in Division II, the largest football-playing conference in the NCAA, and, with 23, the conference that sponsors the most championships at the Division II level.

Highly competitive on a regional and national level, PSAC schools annually combine to send nearly one-third of its teams into NCAA postseason play. Ultimately, the membership's success has yielded 42 NCAA team and 228 individual title winners.

While proud of its athletic accomplishments, the league also has evolved into one of Division II's finest from an academic standpoint. Today, nearly one-third of the PSAC's estimated 6,200 participants are honored each year as "Scholar-Athletes" for maintaining a grade-point average of 3.25 or better - a total that has nearly doubled since PSAC Scholar-Athletes were first recognized in the mid-1990s.

Although all 16 current institutions are members of Division II, eight league schools also compete at the Division I level in select sports. PSAC schools enroll over 118,000 students and claim over 670,000 alumni, including 430,000 who reside in Pennsylvania.

The PSAC is governed by the presidents of the 16 member institutions. It employs a commissioner, two assistant commissioners and a director of media relations at its headquarters in Lock Haven, Pa.



Steve Murray

Commissioner

Steve Murray was appointed commissioner of the Pennsylvania State Athletic Conference on July 1, 1998 by the league's Board of Directors.

Murray has served the PSAC since August of 1993. He was the conference's first sports information director, a position he held for three years. He was promoted to assistant commissioner for media relations in 1996, and served as the conference's acting

commissioner for a year until taking over his current post.

While athletic success has been visible among the league's institutions, Murray has been an equal proponent for academic achievement for PSAC student-athletes. The number of PSAC Scholar-Athletes - those achieving a cumulative grade point average of 3.25 or better - has increased in every year during his tenure. That total has risen to well above 1,300, nearly double that figure of the mid-1990s.

The PSAC continues to engage in several new endeavors under Murray's leadership. A few examples includes the implementation of the league's Sportsmanship Policy in 2003, the collaborative yearly project by the PSAC Student-Athlete Advisory Committee to host an Organ

2009-2010 NCAA Champions

Team: Field Hockey - Bloomsburg

Individual:

Men's Swimming & Diving - Logan Pearsall, Clarion (1M Diving, 3M Diving)

Women's Swimming & Diving - Jackie Borkowski, West Chester

(50 Free, 100 Free, 200 Free); Kayla Kelosky, Clarion (1M Diving)

Men's Indoor Track & Field - Nafee Harris, IUP (Long Jump)

Women's Indoor Track & Field - Neely Spence, Shippensburg (5000 Meters)

Men's Outdoor Track & Field - Nafee Harris, IUP (Long Jump)

Women's Outdoor Track & Field - Neely Spence, Shippensburg (5000 Meters)

2009-2010 ESPN The Magazine/ CoSIDA Academic All-Americans

Women's Soccer	First Team - Taylor Hilinski, Mercyhurst First Team - Jessica Bennett, West Chester
Men's Soccer	Third Team - Jeremy Deighton, Slippery Rock Third Team - Toric Robinson, East Stroudsburg
Women's Volleyball	Second Team - Renata da Silva, California (Pa.)
Football	First Team - Matt Freed, East Stroudsburg First Team - Bryan Boyce, Mercyhurst
Softball	First Team - Lauren Shaheen, California (Pa.) Third Team - Sonia Petrosioniak, California (Pa.) Third Team - Julie Mackenzie, California (Pa.) Third Team - Shardea Croes, Slippery Rock
Men's At-Large	Second Team - Jarrod King, Edinboro [Wrestling, UD] Third Team - Kyle King, Mercyhurst [Men's Tennis]
Women's At-Large	First Team - Vicki Bendus, Mercyhurst [Women's Ice Hockey, UD] First Team - Kristen Montello, West Chester [Women's Swimming] Third Team - Rohini Das, Kutztown [Women's Tennis]
Men's Track & Field/Cross Country	First Team - Paul Wagner, East Stroudsburg
Women's Track & Field/Cross Country	First Team - Mary Dell, Shippensburg First Team - Jen Hansen, Slippery Rock Third Team - Jen Harpp, Slippery Rock Third Team - Neely Spence, Shippensburg

Donor Awareness Day, and a major role in the application of the PSAC's Dixon All-Sports Trophy which was introduced in 1996. With Murray's guidance, opportunities for student-athletes and institutions has increased, evidenced by the expansion of PSAC playoff fields in seven team sports, and the addition of championships in Men's and Women's Indoor Track and Field in 2002.

In addition to his duties as commissioner, Murray serves on the NCAA's Playing Rules and Oversight Panel. From 1999-2004 he held a spot on the NCAA II Football Selection Committee, including the position of Chair from 2001-04. Since its inception in 1999-2000, Murray has chaired the regional selection and served as voting coordinator for the Disney National Scholar-Athlete of the Year awarded by the Division II Conference Commissioners Association.

A native of Emporium, Pennsylvania, Murray graduated from Gannon University in 1985 with a degree in business administration. He also played baseball for the Golden Knights for two years. Following graduation, Murray earned a master's degree from the United States Sports Academy in Mobile, Alabama.

Murray came to the PSAC after a six-year stint at Centenary College in Louisiana, where he served the institution in several different capacities. Originally, he was athletic trainer and assistant baseball coach at Centenary. He later became compliance coordinator and eventually served as sports information director for three years.

Murray, his wife Candace, and son Ian, live in Lock Haven.

First Team Offense

Quarterback

Dan Latorre,*^ Bloomsburg

Running Back

Thomas Beverly, C.W. Post

Kevin Herod, Shippensburg

Derrick Price,* Bloomsburg

Offensive Tackle

Kevin Martin, C.W. Post

Morgan Thomas,^ East Stroudsburg

Offensive Guard

Pat Casey, Bloomsburg

Gabe Johnson-Siano, Cheyney

Center

Kyle O'Neill, West Chester

Tight End

Ryan Paulson,* West Chester

Wide Receiver

Chris Harris,^ C.W. Post

Mike Harris, Shippensburg**

Steve Miller,^ West Chester

Placekicker

Matt Dineen, Kutztown

First Team Defense

Defensive Line

Xavier Brown,* C.W. Post

Tyton Brunner, Shippensburg

Travis Ford-Bey,*^ West Chester

Justin Presley, Bloomsburg

James Thorpe,^^ West Chester

Linebacker

Mike Dell,*^ West Chester

Matt Freed,^ East Stroudsburg

Sam Scott,* West Chester

Anthony Smith, Bloomsburg

Defensive Back

Julius Carter, Millersville

Demel Chambers,^ Cheyney

Travis Proctor, Shippensburg

Oscar Rivera, Bloomsburg

Return Specialist

Kevin Garland,^ West Chester

Punter

Kyler Ford,^^ Shippensburg

Second Team Offense

Quarterback

Eric Anderwkavich, CW Post

Running Back

Ron Hunter, Cheyney

Kevin Marshall, Shippensburg

Donlay Wilson, Kutztown

Offensive Tackle

John Siopa, C.W. Post

Matt Truscott, Bloomsburg

Offensive Guard

Bobby Mullen, Shippensburg

Justin Walker, Bloomsburg

Center

Will Strano, C.W. Post

Tight End

Ben Weaber, Bloomsburg

Wide Receiver

Dan Depalma, West Chester

Jeff Giglio, East Stroudsburg

Jamal Smith, Millersville

Placekicker

Jon Koenig, Bloomsburg

Second Team Defense

Defensive Line

Jeff Case, East Stroudsburg

Andy Horn, Shippensburg

Chris Medina, Kutztown

Chad Miller, Millersville

James Parker, Cheyney

Linebacker

Riley Bowen, Shippensburg

Joel Irwin, Kutztown

Pete Manns, C.W. Post

Tayrance Smith, C.W. Post

Defensive Back

Mike Gardier, Kutztown

Juma McKenley, C.W. Post

Domenique Price, Bloomsburg

Corey Rhoad, West Chester

Return Specialist

Brandon Real, Bloomsburg

Punter

John Banzhof, Millersville



PSAC East Offensive Player of the Year

Mike Harris, WR, Shippensburg

PSAC East Defensive Player of the Year

Anthony Smith, LB, Bloomsburg

PSAC East Freshman of the Year

Thomas Beverly, RB, C.W. Post

PSAC East Coach of the Year

Rocky Rees, Shippensburg

* Indicates previous All-PSAC first team selection

^ Indicates previous All-PSAC second team selection



The Opponents

GAME 1

SHEPHERD RAMS

August 28, 2010 • 1 PM
Seth Grove Stadium • Shippensburg, PA

GENERAL INFORMATION

Location: Shepherdstown, WV
Founded: 1871
Enrollment: 4,200
Nickname: Rams
Colors: Blue and Gold
Stadium: Ram Stadium (5,000)
Surface: Field Turf
Conference: WVIAC
President: Dr. Suzanne Shipley (Texas Tech '74)
Athletic Director: Karl Wolf (Shepherd '70)

HISTORY

First Year of Football: 1920
All-Time Record: 400-296-26
NCAA Playoff Appearances: 9
Last Appearance: 2007, NCAA Second Round
Result: Defeated IUP (41-34), lost to California (Pa.) (58-38)

SPORTS INFORMATION

Football SID: Chip Ransom
Office: 304-876-5228
Home: 304-876-3243
E-Mail: cransom@shepherd.edu
Fax: 304-876-3267
Press Box Phone: 304-876-5649
Web Site Address: www.shepherdrams.com

COACHING STAFF

Head Coach: Monte Cater (Millikin '71)
Career Record: 192-103-2 (29 years)
At School: 161-80-1 (22 years)
Football Office Phone: 304-876-5263
Best Time to Reach Coach: Monday - Thursday; morning and early afternoon
Assistant Coaches: Ernie McCook [OC], Bob Haley [DC/DB], Mike Silecchia [OL], Jeremy Overfelt [OLB/Strength], Josh Kline [DL/ST/Recruiting], Sam Williams [QB], Wayne Wilson [TE/ST], Jeremy Bailey [ILB].

TEAM INFORMATION

2009 Record: 6-4
2009 Conference Record: 5-3
2009 Final Rankings: NR
Basic Offense: Multiple-I
Basic Defense: 4-4
Lettermen Returning/Lost: 38/12
Starters Returning/Lost: 16/8

SERIES HISTORY

Series Record: 29-16-0
Series at Shippensburg: 17-5
Series at Shepherd: 12-11
First Meeting: 1923 (Shepherd won 14-7)
Last Red Raider Win at Shippensburg: 2004 (35-7)
Last Red Raider Win at Shepherd: 2003 (33-14)
Last Ram Win at Shippensburg: 2008 (20-16)
Last Ram Win at Shepherd: 2009 (34-23)
Current Series Streak: Shepherd has won five
Shippensburg's Largest Margin of Victory: 59 (59-0, 1951)
Shepherd's Largest Margin of Victory: 20 (32-12, 1961)

2010 SCHEDULE

Aug. 28 at Shippensburg 1 PM
Sep. 11 St. Joseph's (IN.) 12 PM
Sep. 18 Fairmont State 12 PM
Sep. 25 at Seton Hill 3 PM
Oct. 2 at Charleston 1 PM
Oct. 9 Concord 12 PM
Oct. 16 WV Wesleyan 12 PM
Oct. 23 at West Liberty 1 PM
Oct. 30 at WV State 1 PM
Nov. 13 Glenville State 12 PM

2009 RESULTS

Aug. 29 Shippensburg W 34-23
Sep. 5 at Bowie State L 21-23
Sep. 12 at Fairmont State W 27-14
Sep. 19 Seton Hill W 40-27
Sep. 26 Charleston L 12-21
Oct. 3 at Concord W 55-7
Oct. 10 at WV Wesleyan W 45-6
Oct. 17 West Liberty L 30-31
Oct. 24 WV State W 55-14
Nov. 5 at Glenville State L 10-21



GAME 2

GANNON GOLDEN KNIGHTS

September 11, 2010 • 1 PM
Seth Grove Stadium • Shippensburg, Pa.

GENERAL INFORMATION

Location: Erie, Pa.
Founded: 1925
Enrollment: 4,238
Nickname: Golden Knights
Colors: Maroon, White, and Gold
Stadium: Gannon University Field (2500)
Surface: Field Turf
Conference: PSAC Western Division
President: Dr. Antoine M. Garibaldi
Athletic Director: Mark Richard

HISTORY

First Year of Football: 1949
All-Time Record: 93-121-2
NCAA Playoff Appearances: 0
Last Appearance: N/A
Result: N/A

SPORTS INFORMATION

Football SID: Dan Teliski
Office: 814-871-7418
Home: 814-882-7846
E-Mail: Teliski002@gannon.edu
Fax: 814-732-2596
Press Box Phone: 814-871-7794
Web Site Address: www.gannonsports.com

COACHING STAFF

Head Coach: Jim Kiernan
Career Record: 11-22 (3 years)
At School: 11-22 (3 years)
Football Office Phone: 814-871-7249
Best Time to Reach Coach: Mornings
Assistant Coaches: Brad Rzyczycki [DC], Randy Zimmerman [DL], Shaun Curtis [OL], Mike Smith [WR], Manny Johnson [RB], Alex Temple [LB], Chris Hoderny [TE], Matt Ward [DL], Pat Ferrera [K].

TEAM INFORMATION

2009 Record: 6-5
2009 Conference Record: 3-4
2009 Final Rankings: N/A
Basic Offense: Multiple
Basic Defense: Multiple
Lettermen Returning/Lost: 45/14
Starters Returning/Lost: 18/14

SERIES HISTORY

Series Record: 0-0
Series at Shippensburg: 0-0
Series at Gannon: 0-0
Last Red Raider Win at Shippensburg: N/A
Last Red Raider Win at Gannon: N/A
Last Golden Knight Win at Shippensburg: N/A
Last Golden Knight Win at Gannon: N/A
Current Series Streak: N/A
Shippensburg's Largest Margin of Victory: N/A
Gannon's Largest Margin of Victory: N/A

2010 SCHEDULE

Sep. 2 Lake Erie 7 PM
Sep. 11 at Shippensburg 1 PM
Sep. 18 at Millersville TBA
Sep. 25 at Edinboro 2 PM
Oct. 2 Mercyhurst 12 PM
Oct. 9 California (PA) 12 PM
Oct. 16 at Lock Haven 12 PM
Oct. 23 Indiana (PA) 12 PM
Oct. 30 Clarion 1 PM
Nov. 6 at Slippery Rock 1 PM
Nov. 13 Kutztown 12 PM

2009 RESULTS

Aug. 27 Lake Erie W 35-34
Sept. 5 East Stroudsburg L 21-38
Sept. 12 Cheyney W 30-9
Sept. 19 at California (Pa.) L 10-52
Sept. 26 Edinboro L 20-22
Oct. 3 at Clarion L 21-42
Oct. 10 at Mercyhurst L 17-27
Oct. 17 Slippery Rock W 51-48
Oct. 24 Lock Haven W 27-0
Oct. 31 at IUP W 29-3
Nov. 7 at Bloomsburg W 10-7



GAME 3

CLARION GOLDEN EAGLES

September 18, 2010 • 6 PM
University Stadium • Clarion, Pa.

GENERAL INFORMATION

Location: Clarion, Pa.
Founded: 1867
Enrollment: 7,391
Nickname: Golden Eagles
Colors: Blue and Gold
Stadium: Memorial Stadium (5,000)
Surface: Sprinturf
Conference: PSAC Western Division
President: TBA
Athletic Director: Dave Katis

HISTORY

First Year of Football: 1926
All-Time Record: 362-329-17
NCAA Playoff Appearances: 1
Last Appearance: 1996
Result: No. Colorado 19, Clarion 18

SPORTS INFORMATION

Football SID: Richard Herman
Office: 814-393-2334
Home: 814-226-6766
E-Mail: rherman@clarion.edu
Fax: 814-393-2082
Press Box Phone: 814-227-2105

COACHING STAFF

Head Coach: Jay Foster (Plymouth State '85)
Career Record: 12-32 (4)
At School: 12-32 (4)
Football Office Phone: 814-393-2258
Best Time to Reach Coach: Weekdays, 8-10 a.m.
Assistant Coaches: Dave Durish [OC], Dwayne Martin [DC], Chris Weibel [QB], Brian Steiner [DL], Kevin Craig [RB], Ray Gilman [TE], Chris Gilman [WR].

TEAM INFORMATION

2009 Record: 8-3
2009 Conference Record: 6-1
2009 Final Rankings: NR
Basic Offense: Multiple
Basic Defense: 4-3
Lettermen Returning/Lost: 38/8
Starters Returning/Lost: 19/6

SERIES HISTORY

Series Record: 18-33-1
Series at Shippensburg: 11-14-1
Series at Clarion: 7-19
First Meeting: 1955 (Tie, 7-7)
Last Red Raider Win at Shippensburg: 2006 (35-10)
Last Red Raider Win at Clarion: 2007 (41-23)
Last Golden Eagle Win at Shippensburg: 1996 (59-20)
Last Golden Eagle Win at Clarion: 2000 (56-49)
Current Series Streak: Shippensburg has won seven
Shippensburg's Largest Margin of Victory: 44 (44-0, 2004)
Clarion's Largest Margin of Victory: 39 (59-20, 1996)

2010 SCHEDULE

Sep. 2 Fairmont State 6 PM
Sep. 11 at Bloomsburg 1 PM
Sep. 18 Shippensburg 6 PM
Sep. 25 California (Pa.) 6 PM
Oct. 2 Slippery Rock 2PM
Oct. 9 at Lock Haven 6 PM
Oct. 16 at Indiana (Pa.) TBA
Oct. 23 Edinboro 1 PM
Oct. 30 at Gannon 1 PM
Nov. 6 at Mercyhurst 12 PM
Nov. 13 Millersville 1 PM

2009 RESULTS

Aug. 27 at Fairmont State W 33-21
Sept. 5 Kutztown L 6-27
Sept. 12 at E. Stroudsburg L 31-45
Sept. 19 Lock Haven W 24-0
Sept. 26 at California (Pa.) L 31-35
Oct. 3 Gannon W 42-21
Oct. 8 at Slippery Rock W 27-10
Oct. 17 Mercyhurst W 29-25
Oct. 24 Indiana (Pa.) W 30-28
Oct. 31 at Edinboro W 30-17
Nov. 7 at Cheyney W 32-12



GAME 4

C.W. POST PIONEERS

September 25, 2010 • 1 PM
Seth Grove Stadium • Shippensburg, Pa.

GENERAL INFORMATION

Location: Brookville, N.Y.
Founded: 1954
Enrollment: 8,472
Nickname: Pioneers
Colors: Green and Gold
Stadium: Hickox Field (5,000)
Surface: FieldTurf
Conference: PSAC Eastern Division
President: Dr. David J. Steinberg
Athletic Director: Bryan Collins

HISTORY

First Year of Football: 1954
All-Time Record: 324-199-5
NCAA Playoff Appearances: 4
Last Appearance: 2005, third round
Result: L, 55-28 vs. East Stroudsburg

SPORTS INFORMATION

Football SID: Sarah Ralls
Office: 516-299-3957
Home: 978-337-6710
E-Mail: sarah.ralls@liu.edu
Fax: 516-299-2844
Press Box Phone: 516-299-3765
Web Site Address: www.cwpostpioneers.com

COACHING STAFF

Head Coach: Bryan Collins (St. John's '87)
Career Record: 93-39 (12)
At School: 93-39 (12)
Football Office Phone: 516-299-3693
Best Time to Reach Coach: Through SID
Assistant Coaches: Brian Hughes [OC], Ernie Blount [DB], Savalis Charles [Asst. OC], James Gibbons [ST/DL/RC], Jonathan Gill [QB/WR], Omar King [RB], Randi Moore [OLB], Mark Verdi [LB].

TEAM INFORMATION

2009 Record: 6-5
2009 Conference Record: 5-2
2009 Final Rankings: NR
Basic Offense: Spread
Basic Defense: 4/2/5
Lettermen Returning/Lost: 62/19
Starters Returning/Lost: 15/10

SERIES HISTORY

Series Record: 3-1
Series at Shippensburg: 2-0
Series at C.W. Post: 1-1
First Meeting: 1981 (Shippensburg won 49-35)
Last Red Raider Win at Shippensburg: 2008 (27-10)
Last Red Raider Win at C.W. Post: 1981 (49-35)
Last Pioneer Win at Shippensburg: None
Last Pioneer Win at C.W. Post: 2009 (40-24)
Current Series Streak: C.W. Post has won one
Shippensburg's Largest Margin of Victory: 17 (2008)
C.W. Post's Largest Margin of Victory: 16 (2009)

2010 SCHEDULE

Sep. 4 at American Intern. 1 PM
Sep. 11 California (Pa.) 1 PM
Sep. 18 Mercyhurst 1 PM
Sep. 25 at Shippensburg 1 PM
Oct. 2 at West Chester 2 PM
Oct. 9 Millersville 1 PM
Oct. 16 East Stroudsburg 1 PM
Oct. 23 at Kutztown 6:05 PM
Oct. 30 Bloomsburg 1 PM
Nov. 6 at Cheyney 1 PM
Nov. 13 at Slippery Rock 1 PM

2009 RESULTS

Aug. 29 American Intern. L 6-21
Sep. 5 at Indiana (Pa.) L 14-27
Sep. 12 at Edinboro L 23-31
Sep. 19 Cheyney W 51-0
Sep. 26 at Bloomsburg L 14-28
Oct. 3 Shippensburg W 40-24
Oct. 10 West Chester L 26-34
Oct. 17 at Millersville W 35-3
Oct. 24 at E. Stroudsburg W 42-24
Oct. 31 Kutztown W 42-17
Nov. 7 Lock Haven W 27-15



GAME 5

KUTZTOWN GOLDEN BEARS

October 2, 2010 • 1:05 PM
University Field • Kutztown, Pa.

GENERAL INFORMATION

Location: Kutztown, Pa.
Founded: 1866
Enrollment: 10,300
Nickname: Golden Bears
Colors: Maroon and Gold
Stadium: University Field (5,000)
Surface: Artificial Turf
Conference: PSAC Eastern Division
President: Dr. F. Javier Cevallos
(Puerto-Rico-Mayaguez '76)
Athletic Director: Greg Bamberger
(Duke '82)

HISTORY

First Year of Football: 1895
All-Time Record: 284-404-19
NCAA Playoff Appearances: None
Last Appearance: None
Result: None

SPORTS INFORMATION

Football SID: Rob Knox
Office: 610-683-4182
E-Mail: athletics@kutztown.edu
Fax: 610-683-4676
Press Box Phone: 610-683-9696
Web Site Address:
www.kubears.com

COACHING STAFF

Head Coach: Raymond Monica
(North Alabama '90)
Career Record: 17-25 (4)
At School: 17-25 (4)
Football Office Phone: 610-683-4362
Best Time to Reach Coach:
Weekdays, 11 a.m. - Noon
Assistant Coaches: Drew Folmar
[OC/QB], Travis Barron [DL],
Richard Burkett [S], Dan
Csencsitz [RB], Fred Endy [TE],
Steve Heck [WR], Dennis Iezzi
[DB/DC], Tim Tobin [DT/K],
Raymond Yannuzzi [OL].

TEAM INFORMATION

2009 Record: 3-8
2009 Conference Record: 1-6
2009 Final Rankings: NR
Basic Offense: I-Formation/Multiple
Basic Defense: 4-3
Lettermen Returning/Lost: 58/30
Starters Returning/Lost: 15/7

SERIES HISTORY

Series Record: 44-16-2
Series at Shippensburg: 27-3
Series at Kutztown: 17-13-2
First Meeting: 1929 (Shippensburg
won 26-12)
Last Red Raider Win at
Shippensburg: 2009 (26-22)
Last Red Raider Win at Kutztown:
2005 (10-3)
Last Golden Bear Win at
Shippensburg: 1995 (35-6)
Last Golden Bear Win at Kutztown:
2008 (42-21)
Current Series Streak: Shippensburg
has won one
Shippensburg's Largest Margin of
Victory: 65 (65-0, 1931)
Kutztown's Largest Margin of
Victory: 29 (35-6, 1995)

2010 SCHEDULE

Sept. 4 at St. Anselm 1:05 PM
Sept. 11 Mercyhurst 6:05 PM
Sept. 18 at Lock Haven 7 PM
Sept. 25 at Cheyney 1 PM
Oct. 2 Shippensburg 1:05 PM
Oct. 9 at E. Stroudsburg 1 PM
Oct. 16 Millersville 1:05 PM
Oct. 23 C.W. Post 6:05 PM
Oct. 30 West Chester 6:05 PM
Nov. 6 at Bloomsburg 1 PM
Nov. 13 at Gannon 12 PM

2009 RESULTS

Aug. 29 at St. Anselm W 17-13
Sep. 5 at Clarion W 25-6
Sep. 12 Slippery Rock L 24-27
Sep. 19 Bloomsburg L 12-31
Sep. 26 at West Chester L 17-37
Oct. 3 Cheyney W 35-21
Oct. 10 at Shippensburg L 22-26
Oct. 17 E. Stroudsburg L 20-26
Oct. 24 at Millersville L 35-41
Oct. 31 at C.W. Post L 17-42
Nov. 7 Indiana (Pa.) L 32-34



GAME 6

WEST CHESTER GOLDEN RAMS

October 7, 2010 • 8 PM
Farrell Stadium • West Chester, Pa.

GENERAL INFORMATION

Location: West Chester, Pa.
Founded: 1871
Enrollment: 14,300
Nickname: Golden Rams
Colors: Purple and Gold
Stadium: John A. Farrell (7,500)
Surface: FieldTurf
Conference: PSAC Eastern Division
President: Greg Weisenstein
Athletic Director: Dr. Edward M.
Matejkovic

HISTORY

First Year of Football: 1920
All-Time Record: 560-259-18
NCAA Playoff Appearances: 8
Last Appearance: 2008
Result: Lost to Bloomsburg, 28-21

SPORTS INFORMATION

Football SID: James Zuhlke
Office: 610-436-2236
Home: 610-350-8571
E-Mail: jzuhlke@wcupa.edu
Fax: 610-436-1020
Press Box Phone: 610-436-2160
Web Site Address:
www.wcupagoldenrams.com

COACHING STAFF

Head Coach: Bill Zwaan (Delaware
'79)
Career Record: 106-36 (12)
At School: 52-22 (6)
Football Office Phone: 610-436-3528
Best Time to Reach Coach: Through
SID
Assistant Coaches: Mike Furlong
[DC], E.J. Sandusky [RB], Mike
Lux [DL], Gerald Toney [ST],
Jack Klebe [WR], Nick Sama
[OL], Jim Brazill [Strength],
Brandon Noble [LB].

TEAM INFORMATION

2009 Record: 7-4
2009 Conference Record: 5-2 (2nd)
2009 Final Rankings: N/A
Basic Offense: Wing-T
Basic Defense: Seven-Man Front
Lettermen Returning/Lost: 33/19
Starters Returning/Lost: 10/12

SERIES HISTORY

Series Record: 9-20-1
Series at Shippensburg: 5-10-1
Series at West Chester: 4-10
First Meeting: 1921 (Shippensburg
won 63-7)
Last Red Raider Win at
Shippensburg: 2009 (24-19)
Last Red Raider Win at West
Chester: 2004 (24-21)
Last Golden Ram Win at
Shippensburg: 2007 (33-29)
Last Golden Ram Win at West
Chester: 2008 (25-7)
Current Series Streak: Shippensburg
has won one
Shippensburg's Largest Margin of
Victory: 56 (63-7, 1921)
West Chester's Largest Margin of
Victory: 38 (38-0, 1933)

2010 SCHEDULE

Sept. 2 at Delaware 7 PM
Sept. 11 Edinboro 1 PM
Sept. 18 at Slippery Rock 7 PM
Sept. 25 at E. Stroudsburg 1 PM
Oct. 2 C.W. Post 2 PM
Oct. 7 Shippensburg 8 PM
Oct. 16 Cheyney 6 PM
Oct. 23 at Bloomsburg 3:30 PM
Oct. 30 at Kutztown 6:05 PM
Nov. 6 Millersville 1 PM
Nov. 13 at Indiana (Pa.) 1 PM

2009 RESULTS

Aug. 27 at Lock Haven W 43-0
Sep. 4 at Delaware L 0-35
Sep. 12 California (Pa.) L 23-30
Sep. 19 at Millersville W 63-10
Sep. 26 Kutztown W 37-17
Oct. 3 East Stroudsburg L 20-21
Oct. 10 at C.W. Post W 34-26
Oct. 17 at Shippensburg L 19-24
Oct. 24 at Cheyney W 59-0
Oct. 31 Bloomsburg W 30-14
Nov. 7 Mercyhurst W 45-13



GAME 7

BLOOMSBURG HUSKIES

October 16, 2010 • 1 PM
Seth Grove Stadium • Shippensburg, Pa.

GENERAL INFORMATION

Location: Bloomsburg, Pa.
Founded: 1839
Enrollment: 9,500
Nickname: Huskies
Colors: Maroon and Gold
Stadium: Robert B. Redman Stadium (4,775)
Surface: FieldTurf
Conference: PSAC Eastern Division
President: Dr. David Soltz
Athletic Director: Mary Gardner

HISTORY

First Year of Football: 1892
All-Time Record: 520-426-31
NCAA Playoff Appearances: 7
Last Appearance: 2008
Result: L, 27-24 to California (Pa.) (Regional Finalists)

SPORTS INFORMATION

Football SID: Tom McGuire
Office: 570-389-4413
E-Mail: tmcguire@bloomu.edu
Fax: 570-389-4724
Press Box Phone: 570-389-4353
Web Site Address:
www.buhuskies.com

COACHING STAFF

Head Coach: Danny Hale (West Chester '68)
Career Record: 184-62-1 (21)
At School: 144-49-1 (16)
Football Office Phone: 570-389-4359
Best Time to Reach Coach: Through SID
Assistant Coaches: Tom Pajic [OC/QB], Paul Darragh [DC/Secondary], Chet Henicle [LB], Brian McBryan [OL], Bill Perkins [DL/Strength], Ed Rush [RB] Alf Mellito, Maurice Daly [Scout Team]

TEAM INFORMATION

2009 Record: 8-3
2009 Conference Record: 5-2
2009 Final Rankings: N/A
Basic Offense: Pro-I
Basic Defense: 4-3
Lettermen Returning/Lost: 47/15
Starters Returning/Lost: 14/9

SERIES HISTORY

Series Record: 42-30-1
Series at Shippensburg: 26-10-1
Series at Bloomsburg: 16-20-0
First Meeting: 1917, (Bloomsburg won, 26-0)
Last Red Raider Win at Shippensburg: 2004 (48-10)
Last Red Raider Win at Bloomsburg: 2009 (28-27)
Last Husky Win at Shippensburg: 2008 (21-0)
Last Husky Win at Bloomsburg: 2005 (49-21)
Current Series Streak: Shippensburg has won one
Shippensburg's Largest Margin of Victory: 56 (63-7, 1921)
West Chester's Largest Margin of Victory: 38 (38-0, 1933)

2010 SCHEDULE

Sep. 4	at Ashland	1 PM
Sep. 11	Clarion	1 PM
Sep. 18	Indiana (Pa.)	1 PM
Sep. 25	at Millersville	1 PM
Oct. 2	East Stroudsburg	1 PM
Oct. 9	at Cheyney	1 PM
Oct. 16	at Shippensburg	1 PM
Oct. 23	West Chester	3:30 PM
Oct. 30	at CW Post	12 PM
Nov. 6	Kutztown	1 PM
Nov. 13	at Lock Haven	TBA

2009 RESULTS

Aug. 27	Ashland	W	10-7
Sep. 5	at California (Pa.)	W	17-10
Sep. 12	at Mercyhurst	W	17-7
Sep. 19	at Kutztown	W	31-12
Sep. 26	C.W. Post	W	28-14
Oct. 3	Millersville	W	45-10
Oct. 10	at E. Stroudsburg	W	27-13
Oct. 17	Cheyney	W	28-6
Oct. 24	Shippensburg	L	27-28
Oct. 31	at West Chester	L	14-30
Nov. 7	Gannon	L	7-10



GAME 8

CHEYNEY WOLVES

October 23, 2010 • 1 PM
Seth Grove Stadium • Shippensburg, Pa.

GENERAL INFORMATION

Location: Cheyney, Pa.
Founded: 1837
Enrollment: 1,700
Nickname: Wolves
Colors: Blue and White
Stadium: O'Shields-Stevenston Stadium (5,000)
Surface: Natural Grass
Conference: PSAC Eastern Division
President: Dr. Michelle R. Howard-Vital
Athletic Director: China Jude

HISTORY

First Year of Football: 1914
All-Time Record: 181-518-22
NCAA Playoff Appearances: 1
Last Appearance: 1980
Result: Defeated Seton Hall in opening round, 10-9

SPORTS INFORMATION

Football SID: Lenn Margolis
Office: 610-399-2143
Home: 610-519-0578
E-Mail: lmargolis@cheyney.edu
Fax: 610-399-2291
Press Box Phone: 610-399-2026
Web Site Address:
www.cheyneywolves.com

COACHING STAFF

Head Coach: Jeff Braxton (Salisbury State '04M)
Career Record: 0-22 (2)
At School: 0-22 (2)
Football Office Phone: 610-399-2309
Best Time to Reach Coach: Mornings
Assistant Coaches: Paul Macklin [OC/QB], Kenneth Lockhard [DC/LB], Chris Rouhlac [WR], Steve Dent [TBA].

TEAM INFORMATION

2009 Record: 0-11
2009 Conference Record: 0-7 (8th)
2008 Final Rankings: NR
Basic Offense: Multiple
Basic Defense: 4-3
Lettermen Returning/Lost: 37/30
Starters Returning/Lost: N/A

SERIES HISTORY

Series Record: 11-0
Series at Shippensburg: 6-0
Series at Cheyney: 5-0
First Meeting: 1951 (Shippensburg won, 28-0)
Last Red Raider Win at Shippensburg: 2008 (62-7)
Last Red Raider Win at Cheyney: 2009 (31-10)
Last Wolf Win at Shippensburg: None
Last Wolf Win at Cheyney: None
Current Series Streak: Shippensburg has won all eleven
Shippensburg's Largest Margin of Victory: 68 (68-0, 1954)
Cheyney's Largest Margin of Victory: None

2010 SCHEDULE

Sep. 5	vs Lincoln	3 PM
Sep. 11	Shippery Rock	1 PM
Sep. 18	Edinboro	1 PM
Sep. 25	Kutztown	1 PM
Oct. 2	at Millersville	1 PM
Oct. 9	Bloomsburg	1 PM
Oct. 16	at West Chester	6 PM
Oct. 23	at Shippensburg	1 PM
Oct. 30	at E. Stroudsburg	1 PM
Nov. 6	C.W. Post	1 PM
Nov. 13	at California (PA)	TBA

2009 RESULTS

Aug. 29	Lincoln	L	20-41
Sep. 5	at Mercyhurst	L	15-45
Sep. 12	at Gannon	L	9-30
Sep. 19	at C.W. Post	L	0-51
Sep. 26	E. Stroudsburg	L	0-37
Oct. 3	at Kutztown	L	21-35
Oct. 10	Millersville	L	36-47
Oct. 17	at Bloomsburg	L	6-28
Oct. 24	West Chester	L	0-59
Oct. 31	Shippensburg	L	10-31
Nov. 7	Clarion	L	12-32



GAME 9

MILLERSVILLE MARAUDERS

October 30, 2010 • 1 PM
Seth Grove Stadium • Shippensburg, Pa.

GENERAL INFORMATION

Location: Millersville, Pa.
Founded: 1855
Enrollment: 8,319
Nickname: Marauders
Colors: Black and Gold
Stadium: Chryst Field at Biemesderfer Stadium (6,500)
Surface: FieldTurf
Conference: PSAC Eastern Division
President: Dr. Francine G. McNairy
Athletic Director: Peg Kauffman

HISTORY

First Year of Football: 1889
All-Time Record: 456-408-43 (.526)
NCAA Playoff Appearances: 3
Last Appearance: 1999, second round
Result: L, 26-21 vs. Indiana (Pa.)

SPORTS INFORMATION

Football SID: Ethan Hulsey
Office: 717-872-3100
Home: 717-213-0371
E-Mail: ehulsey@millersville.edu
Fax: 717-872-3995
Press Box Phone: 717-872-3232
Web Site Address: www.millersvilleathletics.com

COACHING STAFF

Head Coach: Greg Colby (Illinois, '75)
Career Record: 4-18 (2)
At School: 4-18 (2)
Best Time to Reach Coach: Through SID
Assistant Coaches: Brad Mangle [OC/QB], Ron Rankin [DL/ST], Derrick Roche [OL], Dave Keeny [WR], Aubrey Kelley [DB], Roland Weeden [RB], Ron Zangari [LB], Terry Owens [TE], Eric Updergrove.

TEAM INFORMATION

2009 Record: 3-8
2009 Conference Record: 2-5 (6th)
2009 Final Rankings: NR
Basic Offense: Multiple
Basic Defense: 4-3
Lettermen Returning/Lost: 35/8
Starters Returning/Lost: 19/5

SERIES HISTORY

Series Record: 37-23-2
Series at Shippensburg: 17-11
Series at Millersville: 20-12-2
First Meeting: 1916, Shippensburg, 15-0
Last Red Raider Win at Shippensburg: 2008 (35-14)
Last Red Raider Win at Millersville: 2009 (63-24)
Last Marauder Win at Shippensburg: 1996 (34-29)
Last Marauder Win at Millersville: 2000 (27-19)
Current Series Streak: Shippensburg has won six
Shippensburg's Largest Margin of Victory: 71 (1924, 71-0)
Millersville's Largest Margin of Victory: 29 (1973, 56-27)

2010 SCHEDULE

Sep. 4	Assumption	12 PM
Sep. 11	Lock Haven	1 PM
Sep. 18	Gannon	1 PM
Sep. 25	Bloomsburg	1 PM
Oct. 2	Cheyney	4 PM
Oct. 9	at C.W. Post	1 PM
Oct. 16	at Kutztown	1:05 PM
Oct. 23	East Stroudsburg	1:30 PM
Oct. 30	at Shippensburg	1 PM
Nov. 6	at West Chester	1 PM
Nov. 13	at Clarion	1 PM

2009 RESULTS

Aug. 28	at Assumption	L	28-31
Sep. 5	at Slippery Rock	L	14-31
Sep. 12	at Indiana (Pa.)	L	3-17
Sep. 19	West Chester	L	10-63
Sep. 26	Shippensburg	L	24-63
Oct. 3	at Bloomsburg	L	10-45
Oct. 10	at Cheyney	W	47-36
Oct. 17	C.W. Post	L	3-35
Oct. 24	Kutztown	W	41-35
Oct. 31	at E. Stroudsburg	L	3-44
Nov. 7	Edinboro	L	25-28



GAME 10

EAST STROUDSBURG WARRIORS

November 6, 2010 • 1 PM
Eiler-Martin Stadium • East Stroudsburg, Pa.

GENERAL INFORMATION

Location: East Stroudsburg, Pa.
Founded: 1893
Enrollment: 7,200
Nickname: Warriors
Colors: Red and Black
Stadium: Eiler-Martin Stadium (6,000)
Surface: FieldTurf
Conference: PSAC Eastern Division
President: Dr. Robert Dillman
Athletic Director: Dr. Tom Gioglio

HISTORY

First Year of Football: 1926
All-Time Record: 442-282-19 (.607)
NCAA Playoff Appearances: 4 (1991, 2004, 2005, 2009)
Last Appearance: 2009 (L, 16-31 vs. Edinboro)
Result: National Semifinalists; Northeast Region Championship

SPORTS INFORMATION

Football SID: Greg Knowlden
Office: 570-422-3312
Home: 570-772-3162
E-Mail: gknowlden@po-box.esu.edu
Fax: 570-422-3586
Press Box Phone: 570-422-3549
Web Site Address: www.esuwarriors.com

COACHING STAFF

Head Coach: Denny Douds (Slippery Rock '63)
Career Record: 226-146-3 (36)
At School: 226-146-3 (36)
Football Office Phone: 570-422-3222
Best Time to Reach Coach: Through SID
Assistant Coaches: Mike Terwilliger [OC], Mike Santella [OL/RC], Frank Lupin [WR], Nick Bach [DE], Joey Smith [OLB], Rob Mikulski [Strength].

TEAM INFORMATION

2009 Record: 9-2
2009 Conference Record: 5-2 (T-3rd)
2009 Final Rankings: NR
Basic Offense: Multiple
Basic Defense: 8-Man Front
Lettermen Returning/Lost: 37/14
Starters Returning/Lost: 15/7

SERIES HISTORY

Series Record: 29-16-2
Series at Shippensburg: 18-7-1
Series at East Stroudsburg: 11-9-1
First Meeting: 1926 (Shippensburg won 7-0)
Last Red Raider Win at Shippensburg: 2009 (38-14)
Last Red Raider Win at East Stroudsburg: 2003 (40-14)
Last Warrior Win at Shippensburg: 2002 (21-23)
Last Warrior Win at East Stroudsburg: 2008 (44-41 OT)
Current Series Streak: Shippensburg has won one
Shippensburg's Largest Margin of Victory: 38 (38-0, 1936)
East Stroudsburg's Largest Margin of Victory: 41 (48-7, 1960)

2010 SCHEDULE

Sep. 4	at Pace	1 PM
Sep. 11	Indiana (Pa.)	6 PM
Sep. 18	at California (Pa.)	TBA
Sep. 25	West Chester	1 PM
Oct. 2	at Bloomsburg	1 PM
Oct. 9	Kutztown	2 PM
Oct. 16	at C.W. Post	1 PM
Oct. 23	at Millersville	1:30 PM
Oct. 30	Cheyney	1 PM
Nov. 6	Shippensburg	1:05 PM
Nov. 13	at Edinboro	12 PM

2009 RESULTS

Aug. 27	at Virginia Union	W	19-6
Sep. 5	at Gannon	W	38-21
Sep. 12	Clarion	W	35-21
Sep. 19	at Shippensburg	L	14-38
Sep. 26	at Cheyney	W	38-14
Oct. 3	at West Chester	W	21-20
Oct. 10	Bloomsburg	L	13-27
Oct. 17	at Kutztown	W	27-20
Oct. 24	C.W. Post	L	24-42
Oct. 31	Millersville	W	44-3
Nov. 7	Slippery Rock	W	54-28
Nov. 14	Edinboro	L	16-31



GAME 11

MERCYHURST LAKERS

November 13, 2010 • 1 PM
Tullio Field • Erie, Pa.

GENERAL INFORMATION

Location: Erie, Pa.
Founded: 1926
Enrollment: 3,500
Nickname: Lakers
Colors: Hunter Green and Navy Blue
Stadium: Tullio Field (2,300)
Surface: FieldTurf
Conference: PSAC Western Division
President: Thomas Gamble
Athletic Director: Joe Kimball

HISTORY

First Year of Football: 1981
All-Time Record: 136-144-4
NCAA Playoff Appearances: 0
Last Appearance: N/A
Result: N/A

SPORTS INFORMATION

Football SID: Lauren Webster
Office: 814-824-2525
E-Mail: lwebster@mercyhurst.edu
Fax: 814-824-2591
Web Site Address:
www.hurstathletics.com

COACHING STAFF

Head Coach: Marty Schaezle
(Bucknell '83)
Career Record: 32-54 (8)
At School: 32-54 (8)
Football Office Phone: 814-824-2244
Best Time to Reach Coach: Mornings
Assistant Coaches: Eric Long [OC],
John Thompson [DC], Tom
Herman [OL], Jeff Gutowski
[LB], Dave Hetrick [GA], Matt
Guegan [GA].

TEAM INFORMATION

2009 Record: 4-7
2009 Conference Record: 3-4
2009 Final Rankings: N/A
Starters Returning/Lost: 13/9

SERIES HISTORY

Series Record: 0-1
Series at Shippensburg: 0-0
Series at Mercyhurst: 0-1
Last Red Raider Win at
Shippensburg: N/A
Last Red Raider Win at Mercyhurst:
N/A
Last Laker Win at Shippensburg:
N/A
Last Laker Win at Mercyhurst: 2008
(21-17)
Current Series Streak: Mercyhurst has
won one
Shippensburg's Largest Margin of
Victory: N/A
Mercyhurst's Largest Margin of
Victory: 4 (21-17, 2008)

2010 SCHEDULE

Aug. 28 at Notre Dame (OH) 7 PM
Sep. 11 at Kutztown 6:05 PM
Sep. 18 at C.W. Post 1 PM
Sep. 25 Lock Haven 12 PM
Oct. 2 at Gannon 12 PM
Oct. 9 at Indiana (Pa.) 2 PM
Oct. 16 at Edinboro 1 PM
Oct. 23 California (Pa) 12 PM
Oct. 30 Slippery Rock 12 PM
Nov. 6 Clarion 12 PM
Nov. 13 Shippensburg 12 PM

2009 RESULTS

Aug. 29 at Wayne State L 13-31
Sep. 5 Cheyney W 45-15
Sep. 12 Bloomsburg L 7-17
Sep. 19 IUP W 20-16
Sep. 26 at Lock Haven W 19-7
Oct. 3 at Slippery Rock L 16-17
Oct. 10 Gannon W 27-17
Oct. 17 at Clarion L 25-29
Oct. 24 Edinboro L 22-32
Oct. 31 at California (PA) L 7-28
Nov. 8 at West Chester L 13-45

TRAVEL ITINERARY

WEEK 1 - Home Game vs. Shepherd (Sat., Aug. 28)

WEEK 2 - Home Game vs. Gannon (Sat., Sept. 11)

WEEK 3 - at Clarion (Sat., Sept. 18)

Depart Shippensburg at 4 p.m. on Sept. 17
Headquarters: Holiday Inn
45 Holiday Inn Road
Clarion, PA 16214
814) 226-8850

Depart Clarion immediately following Saturday's game.

WEEK 4 - Home Game vs. C.W. Post (Sat., Sept. 25)

WEEK 5 - at Kutztown (Sat., Oct. 2)

Depart Shippensburg at 7:45 a.m. on Oct. 2 (day of game)
Headquarters: No road lodging
Depart Kutztown immediately following the game.

WEEK 6 - at West Chester (Thurs., Oct. 7)

TBA

WEEK 7 - Home Game vs. Bloomsburg (Sat., Oct. 16)

WEEK 8 - Home Game vs. Cheyney (Sat., Oct. 23)

WEEK 9 - Home Game vs. Millersville (Sat., Oct. 30)

WEEK 10 - at East Stroudsburg (Sat., Nov. 6)

Depart Shippensburg at 5 p.m. on Fri., Nov. 5
Headquarters: Howard Johnson's
Rt. 611 & I-80 Exit 302
Bartonsville, PA 18321
(540) 424-6100
Depart East Stroudsburg immediately following Saturday's game.

WEEK 11 - at Mercyhurst (Sat., Nov. 13)























Depart Shippensburg at 11:30 a.m. on Fri., Nov. 12
Headquarters: Clarion Hotel and Conference Center
2800 West 8th Street
Erie, PA 16505

Depart Mercyhurst immediately following Saturday's game.



The Opponents

2010 CALENDAR

Opponent	Aug. 28	Sept. 11	Sept. 18	Sept. 25	Oct. 2	Oct. 9	Oct. 16	Oct. 23	Oct. 30	Nov. 6	Nov. 13
 Shepherd	AT  1 PM	St. Joseph's (IN)	Fairmont State	at Seton Hill	at Charleston	Concord	West Virginia Wesleyan	at West Liberty	at West Virginia State	OPEN	Glenville State
 Gannon	Lake Erie (Sept. 2)	AT  1 PM	at Millersville	at Edinboro	Mercyhurst	California (PA)	at Lock Haven	Indiana (PA)	Clarion	at Slippery Rock	Kutztown
 Clarion	Fairmont State (Sept. 2)	at Bloomsburg	 6 PM	California (PA)	Slippery Rock	at Lock Have	at Indiana (Pa.)	Edinboro	at Gannon	at Mercyhurst	Millersville
 C.W. Post	at American Intern. (Sept. 4)	California (PA)	Mercyhurst	AT  1 PM	at West Chester	Millersville	East Stroudsburg	at Kutztown	Bloomsburg	at Cheyney	at Slippery Rock
 Kutztown	at St. Anselm (Sept. 4)	Mercyhurst	at Lock Haven	at Cheyney	 1:05 PM	at East Stroudsburg	Millersville	C.W. Post	West Chester	at Bloomsburg	at Gannon
 West Chester	at Delaware (Sept. 2)	Edinboro	at Slippery Rock	at East Stroudsburg	C.W. Post	 8 PM	Cheyney	at Bloomsburg	at Kutztown	Millersville	at Indiana (PA)
 Bloomsburg	at Ashland (Sept. 4)	Clarion	Indiana (PA)	at Millersville	East Stroudsburg	at Cheyney	AT  1 PM	West Chester	at C.W. Post	Kutztown	at Lock Haven
 Cheyney	at Lincoln (Sept. 5)	Slippery Rock	Edinboro	Kutztown	at Millersville	Bloomsburg	at West Chester	AT  1 PM	at East Stroudsburg	C.W. Post	at California (PA)
 Millersville	Assumption (Sept. 4)	Lock Haven	Gannon	Bloomsburg	Cheyney	at C.W. Post	at Kutztown	East Stroudsburg	AT  1 PM	at West Chester	at Clarion
 East Stroudsburg	at Pace (Sept. 4)	Indiana (PA)	at California (PA)	West Chester	at Bloomsburg	Kutztown	at C.W. Post	at Millersville	Cheyney	 1:05 PM	at Edinboro
 Mercyhurst	at Notre Dame (OH)	at Kutztown	at C.W. Post	Lock Haven	at Gannon	at Indiana (PA)	at Edinboro	California (PA)	Slippery Rock	Clarion	 12 PM

INFO
COACHES
OUTLOOK
PROFILES
REVIEW
PSAC
OPPONENTS
HISTORY



History

For more than a century, football has been a part of campus life at Shippensburg. The university was founded in 1871 as the name Cumberland Valley State Normal School. Twenty years later, the football team was organized in the fall of 1891 by a group of enthusiastic students who had read about exploits of major college teams in newspapers.

The team played its first game against Chambersburg Academy on Dec. 5, 1891. The Normal school players had no coach or uniforms and paid their own train fare for the 12-mile trip.

The first winning season was in 1895 and the first undefeated season in 1897. In 1908, the sport was dropped, but was revived in 1915 as football grew in popularity. The team won the Pennsylvania Normal School Eastern Section championship in 1921, 1924 and 1925 and the State Normal School championship in 1925 with a 14-6 victory over Indiana (Pa.).

In 1926, the institution was granted the power to confer bachelor degrees and the team formally entered the ranks of intercollegiate football. Since that time, Shippensburg has compiled a 382-316-21 record, a .546 winning percentage. Since 1891, the team's first official season, the record stands at 439-368-31 for a .542 winning percentage.

During the 1930s, Shippensburg captured or shared the mythical PSAC title three times, with championship seasons in 1931, 1935 and 1938. Until 1960, the championship was determined by a vote of sportswriters and/or a mathematical rating system called the Saylor System. Jack Green, one of the best athletes ever to attend Shippensburg, led the 1931 team, scoring 15 touchdowns as Shippensburg went 6-1-1.

The 1935-38 teams, led by fullback John Bay, had an outstanding 24-4-3 record. The defense shutout the opposition 21 times in four years, and Bay led the offensive attack, scoring 25 touchdowns in his career.

The Red Raiders enjoyed football success throughout the decade of the 1950s. The team lost only one game in 1950 and between 1951 and 1954, they won 20 games in a row and 24 out of 25. That winning streak is the longest in PSAC history.

The 1952 team went 7-0 and outscored the opposition 266-20, receiving only nine kickoffs the entire season. However, of those nine kickoffs, five were returned for touchdowns.

The 1953 squad, which was led by Associated Press Little All-American tackle Robert Adams, was the first team in the history of college football to lead the nation in total defense, pass defense and rushing defense in the same season. Other teams had led in total defense and either passing or rushing defense, but never all three.

In 1954, the football team saw its 20-game win streak come to an end with a 13-7 loss to California (Pa.) on homecoming. Spencer Keyes, who scored 26 touchdowns during his



Howie Guarini '91

career, including seven on punts and kickoffs, was forced to miss that game with an injury.

Three years later in 1957, the team won a share of the conference championship again with an unbeaten 6-0-1 record. That year, Nick Cutro averaged an amazing 12.8 yards per carry, gaining 474 yards on 37 carries.

In 1960, the PSAC split into Eastern and Western divisions, and began deciding its champion on the field. The annual State Game was established, pitting the champions of the both divisions.

After several years of limited success, the Red Raiders began to develop into a conference contender in the early 1970s. The team won a share of the conference title in 1976 when it tied East Stroudsburg 14-14 in the State Game.

In 1981, Shippensburg won the PSAC championship again, defeating Millersville 34-17 in the State Game. Shippensburg then went on to defeat Virginia Union 40-27 on the road in the NCAA Division II quarterfinals before losing at home to North Dakota State 18-6 in the semifinals.

For their efforts, the Red Raiders were named ECAC Division II Team of the Year. In addition the team won the Lambert Cup, which was awarded to the top Division I-AA or II team in the East. The Lambert Trophies Board created a separate award, the Lambert Plaque, for Division II teams in 1982. Shippensburg is the last Division II team to win the Lambert Cup.

The Red Raiders won the PSAC Western Division title in 1988, rebounding from two early season losses to go through its division schedule with a 5-1 mark. In 1991, the team's centennial season, it compiled a 10-3 record and reached the quarterfinals of the NCAA tournament.

Since 1981, Shippensburg has won or shared four PSAC Western Division titles and two overall conference championships, compil-

ing 18 non-losing or winning years. Under head coach Rocky Rees, the team continues to be in contention for conference honors. In 1999, the team went 8-3, the third consecutive winning season for the Red Raiders. In 2001, Shippensburg won eight of its last nine games to finish 8-3 and second in the Western Division. The Red Raiders finished second again in 2002.

Shippensburg finished the 2003 season with an 8-3 record for the third time in five years. John Kuhn was the Division II co-leader in total touchdowns with 22.

The Red Raiders used the momentum from the end of the 2003 season by winning its first five games of 2004 before losing at Indiana (Pa.) on October 2 when the team was ranked at No. 9 in Division II. However, the team would finish the season with a 10-1 record and a share of its first PSAC Western Division championship since 1988.

After receiving a first round bye in the NCAA Division II Football Championship, Shippensburg's comeback at home against West Chester in the second round fell just short as the Golden Rams won 33-28, ending one of the best seasons in school history.

In 2008, Shippensburg moved into the Eastern Division of the PSAC after 48 seasons of competition in the West. Traditional rivals such as Bloomsburg and West Chester became conference opponents.

The 2009 season was one of the best in Shippensburg's storied history - as the Red Raiders won their first PSAC championship since 1981. SU won the Eastern Division title with a 6-1 record and hosted the 'State Game' for the first time since 1976 - defeating Cal by a 42-35 margin. Cal would exact revenge in the second round of the playoffs. Rees earned his second AFCA Regional Coach of the Year award while Mike Harris was an AFCA All-American.

Year	Overall		Conf Record	Conf Finish	Coach
	Record	Conf			
1891	0-1				None
1892	0-1				None
1893	1-2-2				None
1894	0-3				Jess Heiges
1895	2-1				H.M. Roth
1896	2-2-1				H.M. Roth
1897	4-0				C.E. Barton
1898	1-2				C.E. Barton
1899	3-2-1				Ezra Lehman
1900	0-1				W.M. Rife
1901	0-3				W.M. Rife
1902	2-2				W.M. Rife
1905	1-2				J.O. Gray
1907	1-3-1				n/a
1915	1-4				Howard Harbison
1916	2-4				Howard Harbison
1917	1-3-1				Robert Myers
1919	4-1-2				R.W. Williams
1920	6-2				Seth Grove
1921	5-1-2				A.J. Sharadin
1922	5-3				A.J. Sharadin
1923	2-6				Benjamin Ingalls
1924	6-2				Harry Newsham Bentz
1925	8-1				Harry Newsham Bentz
1926	6-3				Barney Potratz
1927	4-4-1				Harry Newsham Bentz
1928	4-4				Harry Newsham Bentz
1929	5-4				Henry Dresser
1930	2-6				Henry Dresser
1931	6-1-1				Henry Dresser
1932	3-5				Henry Dresser
1933	1-6				Henry Dresser
1934	5-2	PSAC	5-2	n/a	Ed Gulian
1935	7-1	PSAC	6-1	n/a	Ed Gulian
1936	7-1	PSAC	6-1	n/a	Ed Gulian
1937	5-1-2	PSAC	4-1-2	n/a	Ed Gulian
1938	6-1-1	PSAC	6-1-1	n/a	Ed Gulian
1939	3-3-1	PSAC	3-3-1	n/a	Ed Gulian
1940	3-3-2	PSAC	3-3-2	n/a	Ed Gulian
1941	6-2	PSAC	6-1	n/a	Ed Gulian
1942	2-4	PSAC	1-4	n/a	Ed Gulian
1946	2-4-2	PSAC	2-4-2	n/a	Ed Gulian
1947	5-2-1	PSAC	5-2-1	n/a	Vinton Rambo
1948	5-3	PSAC	4-3	n/a	Vinton Rambo
1949	1-6-1	PSAC	1-5-1	n/a	Vinton Rambo

* Shippensburg did not field teams in the following years:
1903-04, 1906, 1098-1914, 1918, 1943-45

Year	Overall		Conf Record	Conf Finish	Coach
	Record	Conf			
1950	7-1-1	PSAC	6-1-1	n/a	Vinton Rambo
1951	5-3	PSAC	5-3	n/a	Vinton Rambo
1952	7-0	PSAC	5-0	n/a	Vinton Rambo
1953	8-0	PSAC	6-0	n/a	Vinton Rambo
1954	7-1	PSAC	4-1	n/a	Vinton Rambo
1955	4-2-2	PSAC	3-2-1	n/a	Jack Roddick
1956	6-2	PSAC	5-1	n/a	Jack Roddick
1957	6-0-1	PSAC	5-0	n/a	Jack Roddick
1958	4-4	PSAC	3-4	n/a	Jack Roddick
1959	6-2	PSAC	5-2	n/a	Jack Roddick
1960	2-7	PSAC W	2-6	7th	Jack Roddick
1961	0-8	PSAC W	0-4	7th	Jack Roddick
1962	4-4	PSAC W	3-3	T-4th	Jack Roddick
1963	3-5	PSAC W	3-3	4th	Jack Roddick
1964	4-4	PSAC W	3-3	3rd	Dave Dolbin
1965	2-6	PSAC W	1-5	6th	Dave Dolbin
1966	4-5	PSAC W	2-3	T-3rd	Dave Dolbin
1967	4-5	PSAC W	3-2	T-3rd	Dave Dolbin
1968	5-3	PSAC W	3-2	3rd	Dave Dolbin
1969	1-7	PSAC W	1-4	6th	Dave Dolbin
1970	3-5	PSAC W	2-3	T-4th	Dave Dolbin
1971	2-6	PSAC W	0-5	6th	Dave Dolbin
1972	3-6-1	PSAC W	1-4	T-5th	Gene Epley
1973	2-7	PSAC W	1-4	T-6th	Gene Epley
1974	7-4	PSAC W	3-3	4th	Gene Epley
1975	6-5	PSAC W	3-3	T-4th	Gene Epley
1976	8-2-1	PSAC W	5-1	T-1st	Joe Mark
1977	6-4	PSAC W	4-2	2nd	Joe Mark
1978	7-3	PSAC W	5-1	T-1st	Joe Mark
1979	4-6	PSAC W	2-4	T-4th	Vito Ragazzo
1980	5-4-1	PSAC W	3-2	T-2nd	Vito Ragazzo
1981	12-1	PSAC W	6-0	1st	Vito Ragazzo
1982	7-3	PSAC W	4-2	T-2nd	Vito Ragazzo
1983	4-6	PSAC W	1-5	6th	Vito Ragazzo
1984	4-6	PSAC W	1-5	T-6th	Vito Ragazzo
1985	5-5	PSAC W	3-3	T-3rd	Vito Ragazzo
1986	3-7	PSAC W	2-4	T-6th	Joe Bottiglieri
1987	4-6	PSAC W	3-3	T-3rd	Joe Bottiglieri
1988	6-4	PSAC W	5-1	T-1st	Joe Bottiglieri
1989	5-5-1	PSAC W	1-4	T-6th	Joe Bottiglieri
1990	5-6	PSAC W	2-4	5th	Rocky Rees
1991	10-3	PSAC W	4-2	T-2nd	Rocky Rees
1992	3-7-1	PSAC W	2-3	4th	Rocky Rees
1993	6-5	PSAC W	2-4	5th	Rocky Rees
1994	5-6	PSAC W	2-4	T-4th	Rocky Rees
1995	3-8	PSAC W	2-4	5th	Rocky Rees
1996	3-8	PSAC W	2-4	5th	Rocky Rees
1997	6-4	PSAC W	4-2	T-2nd	Rocky Rees
1998	7-4	PSAC W	4-2	3rd	Rocky Rees
1999	8-3	PSAC W	4-2	3rd	Rocky Rees
2000	5-6	PSAC W	2-4	T-5th	Rocky Rees
2001	8-3	PSAC W	5-1	2nd	Rocky Rees
2002	6-5	PSAC W	4-2	T-2nd	Rocky Rees
2003	8-3	PSAC W	4-2	3rd	Rocky Rees
2004	10-2	PSAC W	5-1	T-1st	Rocky Rees
2005	4-7	PSAC W	2-4	T-5th	Rocky Rees
2006	5-6	PSAC W	3-3	T-4th	Rocky Rees
2007	3-8	PSAC W	2-4	5th	Rocky Rees
2008	4-7	PSAC E	3-4	5th	Rocky Rees
2009	9-3	PSAC E	6-1	1st	Rocky Rees

TEAM RECORDS

Won-Loss Record

(Wins-Losses-Ties, Pct.)

Overall Record (1891-present)

455-386-31 (.536)

Normal School Record (1891-1925)

57-52-10 (.521)

Four-Year School Record (1926-present)

398-344-21 (.538)

Seth Grove Stadium Record

123-74-2 (.617)

MOST WINS

12 (1981)

10 (2004, 1991)

9 (2009)

8 (2003, 2001, 1999, 1976, 1953, 1925)

Undefeated Seasons (4)

1897, 1952, 1953, 1957

Undefeated Seasons at Home (21)

1895, 1897, 1919, 1925, 1926, 1929, 1931, 1935, 1936, 1938, 1941, 1947, 1946, 1952, 1953, 1957, 1976, 1978, 1982, 1991, 1999

Undefeated Seasons on the Road (9)

1897, 1937, 1950, 1952, 1953, 1954, 1957, 1981, 1921

Most Home Victories in a Season

6, (1982, 2004)

5, (1925, 1926, 1929, 1941, 1974, 1976, 1978, 1991, 1999, 2009)

Most Victories on the Road

8, (1981)

Championship Seasons

Pennsylvania Normal School

Athletic League Championships

1925

Pennsylvania Normal School Athletic

League Eastern Section Championships

1921, 1924, 1925

Mythical PSAC Championships (title decided by vote of sportswriters or Saylor system)

1931 (co-champs), 1935, 1938 (co-champs), 1957 (co-champs)

PSAC Championships (STATE GAME)

1976 (co-champs), 1981, 2009

PSAC Division Championships

1976 (co-champs), 1978 (co-champs), 1981, 1988, 2004 (tri-champs), 2009

Lambert Cup Champions

1981, 2004

Eastern College Athletic Conference

(ECAC) Team of the Year

1981

NCAA Division II CHAMPIONSHIP

Appearances

1981 (semifinals) 2004 (second round)
1991 (quarterfinals) 2009 (second round)

Streaks

Longest Winning Streak

20, (1951-54, PSAC record)

12, (1981)

8, (1935-36)

Longest Home Winning Streak

11, began Sept. 26, 1925 vs. Dickinson JV;
broken by Georgetown Freshmen, Oct. 1, 1927.

Longest Road Winning Streak

12, Began Nov. 3, 1951 vs. Millersville;
broken by Southern Connecticut State, Oct. 1, 1955 with a tie.

Longest Undefeated Streaks

20, (Nov. 3, 1951 to Oct. 16, 1954 - 20-0)

12, (Oct. 13, 1956 to Sept. 20, 1958; 11-0-1)

12, (Sept. 12, 1981 to Dec. 5, 1981; 12-0)

Longest Home Undefeated Streak

11, began Sept. 26, 1925 vs. Dickinson JV;
broken by Georgetown Freshmen, Oct. 1, 1927 (11 wins)

Longest Road Undefeated Streak

13, began Nov. 3, 1951 vs. Millersville;
broken by California (Pa.), Oct. 15, 1955
(12 wins, 1 tie).

Attendance Records

Largest Crowd at a Neutral Site

61,143 vs. Slippery Rock, Sept. 29, 1979
(at Michigan Stadium - Ann Arbor, Michigan)

Largest Road Game Crowds

12,331 at Liberty - Sept. 8, 2007
12,000 at Virginia Union - Nov. 28, 1981
(City Stadium, Richmond, Va.)
11,000 at James Madison - Sept. 7, 1996
10,500 at Indiana (Pa.) - Oct. 2, 1976
10,300 at Indiana (Pa.) - Oct. 12, 1991
10,100 at Indiana (Pa.) - Oct. 14, 1989
9,500 at Slippery Rock - Sept. 30, 1978
9,500 at Indiana (Pa.) - Oct. 9, 1993

Largest Total Season Attendance

102,543 (1979, 10 games)
75,063 (1981, 13 games)
67,705 (2007, 11 games)
61,384 (2004, 12 games)
61,300 (1976, 11 games)
58,400 (1978, 10 games)
58,100 (1975, 11 games)
43,710 (2009, 12 games)

Largest Average Total Attendance

10,254 (1979, 10 games)
6,155 (2007, 11 games)
5,840 (1978, 10 games)
5,774 (1981, 13 games)
5,440 (1982, 10 games)
5,281 (1975, 11 games)

All-Time Head Coaching Records

By Victories

Head Coach	Years	W	L	T	Pct.
Rocky Rees	1990-present	118	104	1	.521
Ed Gulian	1933-42, 1946	47	28	8	.614
Vinton Rambo	1947-54	45	16	3	.727
Vito Ragazzo	1979-85	41	31	1	.569
Jack Roddick	1955-63	35	34	3	.507
Dave Dolbin	1964-71	25	41	0	.379
H. N. Bentz	1924-25, 1927-28	22	11	1	.662
Joe Mark	1976-78	21	9	1	.694
Joe Bottiglieri	1986-89	18	22	1	.451
Gene Epley	1972-75	18	22	1	.451
Henry Dresser	1929-32	16	16	1	.500
A. J. Sharadin	1921-22	10	4	2	.687
Seth Grove	1920	6	2	0	.750
Barney Potratz	1926	6	3	0	.667
C. E. Barton	1897-98	5	2	0	.714
R. W. Williams	1919	4	1	2	.714
H. M. Roth	1895-96	4	3	1	.563
Ezra Lehman	1899	3	2	1	.583
Howard Harbison	1915-16	3	8	0	.273
Benjamin Ingalls	1923	2	6	0	.250
W. M. Rife	1900-02	2	6	0	.250
J.O. Gray	1905	1	2	0	.333
Robert Myers	1917	1	3	1	.300
Unknown	1907	1	3	1	.300
No coach	1891-93	1	4	2	.286
Jesse Heiges	1894	0	3	0	.000
Total		455	386	31	.536

1891 (0-1)

Head Coach: None
 Captain: C. Brinton*

D5 Chambersburg Academy L, 14-46 A

1892 (0-1)

Head Coach: None
 Captain: M. W. Garrett

N5 Chambersburg Academy L, 8-28 A

1893 (1-2-2)

Head Coach: None
 Captain: David Sibbett

S30 Dickinson Preps T, 4-4 H

O7 Chambersburg Academy L, 0-28 A

O21 Harrisburg HS L, 0-38 A

N4 Dickinson Preps T, 6-6 H

N18 Chambersburg Academy W, 30-0 H

1894 (0-3)

Head Coach: Jesse Heiges
 Captain: A. A. McCrone

N10 Chambersburg Academy L, 0-20 A

N17 Carlisle Athletic Club L, 0-14 H

N24 Chambersburg Academy L, 6-14 A

1895 (2-1)

Head Coach: H. M. Roth
 Captain: G. H. Eckels*

O12 Carlisle Athletic Club L, 0-40 A

O26 Chambersburg Academy W, 28-0 A

N2 Dickinson Preps W, 6-0 H

1896 (2-2-1)

Coach: H. M. Roth
 Captain: G. H. Eckels*

O3 Chambersburg Academy W, 6-4 A

O? Dickinson Preps T, 12-12 H

O24 Harrisburg HS W, 16-0 A

O31 Mercersburg Academy L, 0-22 A

N4 Dickinson Preps L, 0-16 H

1897 (4-0)

Head Coach: C. E. Barton
 Captain: G. H. Eckels*

O9 Chambersburg Academy W, 24-0 H

O16 Dickinson Preps W, 10-0 A

O23 Chambersburg Academy W, 6-0 A

N6 Dickinson Preps W, 12-6 H

1898 (1-2)

Head Coach: C. E. Barton
 Captain: G. D. Reynolds

O22 Dickinson Preps W, 5-0 H

N5 Chambersburg A.A. L, 5-11 A

N12 Dickinson Preps L, 0-5 A

1899 (3-2-1)

Head Coach: Ezra Lehman
 Captain: G. H. Eckels*

O7 Chambersburg A.A. L, 0-12 H

O14 Chambersburg A.A. L, 0-5 A

O21 Dickinson Preps W, 16-5 H

O28 Chambersburg Academy W, 17-0 A

N11 Harrisburg HS T, 6-6 A

N25 Dickinson Reserves W, 11-10 H

1900 (0-1)

Head Coach: W. M. Rife
 Captain: E. H. Hager

Scotland School L, 0-20

1901 (0-3)

Head Coach: W. M. Rife
 Captain: J. W. Shive

O12 Mercersburg Academy L, 0-22 A

O19 Dickinson Preps L, 0-17 H

Chambersburg A.A. L, 0-5

1902 (2-2)

Head Coach: W. M. Rife
 Captain: Winfield Gray

Chambersburg Academy W, 29-6 H

O25 Chambersburg Academy W, 18-0 A

N1 Dickinson Preps L, 0-10 H

N15 Dickinson Preps L, 6-21 A

1903-04

No team

1905 (1-2)

Head Coach: J. O. Gray
 Captains: n/a

O14 Chambersburg A.C. L, 0-12 H

O28 Chambersburg Academy W, 17-0 H

N4 Mercersburg Acad. Res. L A

1906

No team

1907 (1-3-1)

Head Coach: n/a
 Captains: n/a

Conway Hall L, 0-28

Waynesboro H.S. T, 0-0 A

Chambersburg A.C. W, 6-0

Carlisle Indian Reserves L, 0-23

Mercersburg Acad. Res. L, 0-10 A

1908-14

No team

1915 (1-4)

Head Coach: Howard Harbison
 Captain: Lindsay

O9 Dickinson Freshmen W, 9-0 H

O23 Gettysburg Reserves L, 0-30 H

O30 Dickinson Law School L, 6-12 H

N6 Waynesboro Bus. Coll. L, 2-20 H

N13 Carlisle Indian Res. L, 7-13 H

1916 (2-4)

Head Coach: Howard Harbison
 Captain: Harvey Bolan

O7 Conway Hall L, 0-46 H

O14 Gettysburg Reserves L, 0-25 H

O21 Mercersburg Academy L, 6-13 A

O28 Carlisle Indian Res. L, 0-33 A

N4 Dickinson Reserves W, 13-0 H

N11 Millersville W, 15-0 A

1917 (1-3-1)

Head Coach: Robert Myers
 Captain: Harvey Bolan

O6 Bloomsburg L, 0-26 A

O13 Alpha Cl./Waynesboro T, 6-6 H

O27 Mercersburg Academy L, 6-7 H

N3 Carlisle Indian Res. L, 0-25 A

N17 Millersville W, 32-0 H

1918

No team - World War I

1919 (4-1-2)

Head Coach: R. W. Williams
 Captain: Harvey Bolan

O4 Harrisburg Tech. Res. W, 33-0 H

O11 Dickinson Reserves T, 6-6 H

O18 Mercersburg Academy L, 0-7 A

O25 Tarsus School W, 13-0 H

N1 Bloomsburg W, 12-0 H

N8 U. S. Base Hosp. #31 W, 26-7 A

N22 Gettysburg Reserves T, 0-0 H

1920 (6-2)

Head Coach: Seth Grove
 Captain: John Shupe

O2 Gettysburg HS W, 21-0 H

O9 Scotland School L, 7-20 H

O16 Mercersburg Academy W, 20-0 H

O23 Millersville W, 25-21 H

O30 Bloomsburg W, 40-0 A

N6 Dickinson Freshmen W, 34-12 H

N13 Juniata L, 0-28 A

N20 Tarsus School W, 66-0 H

1921 (5-1-2)

Head Coach: A. J. Sharadln
 Captain: A. S. King

O1 Lebanon Valley Res. W, 33-0 H

O8 Franklin-Marshall Acad. L, 14-18 H

O15 Mercersburg Academy T, 7-7 A

O22 Bloomsburg W, 13-0 H

N5 West Chester W, 63-7 H

N12 Millersville T, 7-7 A

N19 Dickinson Reserves W, 14-7 H

N24 Scotland School W, 1-0* H

* Forfeit

1922 (5-3)

Head Coach: A. J. Sharadln
 Captain: Bozidar Grba

O7 Altoona P.R.R. Voc. School W, 6-0 H

O14 Dickinson Reserves W, 50-0 H

O21 Bloomsburg L, 10-34 A

O28 Gettysburg Reserves L, 6-24 H

N4 West Chester W, 19-6 A

N11 Millersville W, 46-6 H

N25 Altoona Tech./P. R. R. W, 18-0 H

N30 Massanutten Mil. Acad. L, 13-14 H



The 1936 team shutout six opponents in eight games and allowed only 15 points to be scored the entire season.

1923 (2-6)

Head Coach: Benjamin Ingalls

Captain: Sherrick Gilbert

O6	Mercersburg Academy	L, 0-31	A
O13	Dickinson Reserves	W, 17-3	H
O20	Shepherd	L, 7-14	A
O27	Massanutten Mil. Acad.	L, 19-24	H
N3	West Chester	L, 0-6	H
N10	Millersville	L, 0-27	A
N17	Bloomsburg	L, 0-3	A
N29	Lebanon Valley Freshmen	W, 13-0	H

1924 (6-2)

Head Coach: Harry Newsham Bentz

Captain: Bruce Hockersmith

O4	Mercersburg Academy	L, 0-13	A
O11	Dickinson Reserves	W, 17-6	H
O18	Massanutten Mil. Acad.	W, 37-6	A
O25	Shepherd	W, 28-6	H
N1	West Chester	W, 7-0	A
N8	Millersville	W, 71-0	H
N15	Bloomsburg	W, 40-7	H
N27	Slippery Rock *	L, 21-39	H

*Slippery Rock defeated Shippensburg for State Normal School championship. Slippery Rock won the Western Section and Shippensburg was the Eastern champion.

1925 (8-1)

Head Coach: Harry Newsham Bentz

Captain: Bruce Hockersmith

S26	Dickinson JV	W, 10-0	H
O3	Shepherd	W, 14-8	A
O10	Mercersburg Academy	L, 7-14	A
O17	Gettysburg JV	W, 13-6	H
O24	Bloomsburg	W, 6-2	A
O31	West Chester	W, 6-0	H
N7	Millersville	W, 20-0	A
N14	Susquehanna JV	W, 39-0	H
N20	Indiana (Pa.) *	W, 14-6	H

*Shippensburg defeated Indiana (Pa.) for the State Normal School championship. Shippensburg won the Eastern Section and Indiana (Pa.) was the Western champion.

1926 (6-3)

Head Coach: Barney Potratz

Captain: Ken Bashore

S25	Beckley Business College	W, 13-0	H
O2	Blue Ridge	L, 0-6	A
O16	Dickinson Freshmen	W, 23-0	H
O23	Indiana (Pa.)	L, 0-17	A
O30	West Chester	L, 15-19	A
N6	Millersville	W, 68-0	H
N13	Gettysburg Freshmen	W, 13-0	A
N19	East Stroudsburg	W, 7-0	H
N25	California (Pa.)	W, 9-7	H

1927 (4-4-1)

Head Coach: Harry Newsham Bentz

Captain: Claude Larimer

S24	Blue Ridge	W, 25-0	H
O1	Georgetown Freshmen	L, 0-6	H
O8	California (Pa.)	T, 0-0	A
O15	Dickinson Freshmen	W, 26-0	H
O22	East Stroudsburg	L, 0-31	A
O29	West Chester	L, 0-21	H
N5	Millersville	W, 19-0	A
N12	Western Maryland Fresh.	L, 7-18	H
N18	Potomac State	W, 19-6	A

1928 (4-4)

Head Coach: Harry Newsham Bentz

Captain: Ernest Byers

S29	Harrisburg West End	W, 12-0	H
O6	Shepherd	L, 6-12	A
O13	East Stroudsburg	W, 6-0	H
O20	Bloomsburg	L, 6-13	A
O27	Western Maryland Fresh.	L, 0-26	H
N3	California (Pa.)	W, 13-0	H
N10	Millersville	W, 7-0	H
N17	Potomac State	L, 0-14	H

1929 (5-4)

Head Coach: Henry Dresser

Captain: Ernest Byers

S28	Millersburg A.C.	W, 4-0	H
O5	Shepherd	W, 25-0	H
O12	East Stroudsburg	L, 0-7	A
O19	Bloomsburg	W, 7-0	H
O26	Kutztown	W, 26-12	H
N2	California (Pa.)	L, 0-13	A
N9	Lock Haven	W, 26-6	H
N16	Millersville	L, 0-7	A
N23	Potomac State	L, 0-26	A

1930 (2-6)

Head Coach: Henry Dresser

Captain: Dave Day

S27	Millersburg A.C.	W, 35-0	H
O4	Kutztown	L, 7-13	A
O18	East Stroudsburg	L, 7-13	H
O25	Lock Haven	L, 12-39	A
N1	California (Pa.)	L, 12-14	H
N8	Bloomsburg	L, 0-13	A
N15	Millersville	W, 13-0	H
N22	Indiana (Pa.)	L, 0-6	H

1931 (6-1-1)

Head Coach: Henry Dresser

Captain: Jack Green

O3	Shepherd	W, 40-0	H
O10	Kutztown	W, 65-0	H
O17	East Stroudsburg	L, 0-13	A
O24	West Chester	T, 0-0	H
O31	California (Pa.)	W, 13-10	A
N7	Bloomsburg	W, 30-0	H
N14	Millersville	W, 14-6	A
N21	Indiana (Pa.)	W, 7-6	A

1932 (3-5)

Head Coach: Henry Dresser

Captain: Melvin Warden

O1	Shepherd	L, 0-3	A
O8	Kutztown	W, 32-12	A
O15	East Stroudsburg	W, 9-0	H
O22	West Chester	L, 2-27	A
O29	California (Pa.)	L, 0-6	H
N5	Bloomsburg	L, 0-6	A
N12	Millersville	W, 52-0	H
N19	Indiana (Pa.)	L, 6-7	H

1933 (1-6)

Head Coach: Ed Gulian

Captain: Al Givler

O7	Kutztown	W, 19-0	H
O14	East Stroudsburg	L, 0-7	A
O21	West Chester	L, 0-38	H
O28	California (Pa.)	L, 0-12	A
N4	Lock Haven	L, 0-26	H
N11	Millersville	L, 0-12	A
N25	Bloomsburg	L, 7-10	H

1934 (5-2)

Head Coach: Ed Gulian

Captains: Walter Bailets, James Davis

O6	Kutztown	W, 12-0	A
O13	East Stroudsburg	W, 7-6	H
O27	California (Pa.)	W, 12-0	H
N3	Bloomsburg	W, 13-9	A
N10	Millersville	W, 14-0	H
N17	Indiana (Pa.)	L, 0-13	H
N24	Lock Haven	L, 0-13	A

1935 (7-1)

Head Coach: Ed Gulian

Captain: Brower Pernet

S28	Wilson (D.C.)	W, 33-0	H
O5	Kutztown	W, 22-0	H
O12	East Stroudsburg	W, 20-6	A
O26	California (Pa.)	W, 26-0	A
N2	Bloomsburg	W, 26-0	H
N9	Millersville	W, 34-0	A
N16	Indiana (Pa.)	L, 6-13	A
N23	Lock Haven	W, 6-0	H

1936 (7-1)

Head Coach: Ed Gulian

Captain: Brower Pernet

S26	Wilson (D.C.)	W, 19-0	A
O3	Kutztown	W, 18-0	A
O10	East Stroudsburg	W, 38-0	H
O24	California (Pa.)	W, 47-0	H
O31	Bloomsburg	W, 12-0	A
N7	Millersville	W, 19-6	H
N14	Indiana (Pa.)	W, 14-0	H
N23	Lock Haven	L, 7-9	A

1937 (5-1-2)

Head Coach: Ed Gulian

Captain: Mike Ryan

S25	Wilson (D.C.)	W, 37-0	H
O1	Kutztown	L, 6-12	H
O9	East Stroudsburg	W, 21-0	A
O16	Shepherd	W, 27-0	H
O30	Bloomsburg	W, 20-0	H
N6	Millersville	W, 7-0	A
N13	Indiana (Pa.)	T, 7-7	A
N20	Lock Haven	T, 0-0	H

1938 (6-1-1)

Head Coach: Ed Gulian

Captains: John Bay, Adam Zalotka

S24	Slippery Rock	L, 7-12	A
O1	Kutztown	T, 6-6	A
O8	East Stroudsburg	W, 19-14	H
O15	Shepherd	W, 13-3	A
O29	Bloomsburg	W, 7-0	A
N5	Millersville	W, 13-0	H
N12	Indiana (Pa.)	W, 28-13	H
N19	Lock Haven	W, 6-0	A

1939 (3-3-1)

Head Coach: Ed Gulian

Captains: Ed Berke, Lou Ilioff

S30	Slippery Rock	L, 0-16	H
O7	Kutztown	W, 7-6	H
O14	East Stroudsburg	L, 7-26	A
O28	Bloomsburg	W, 12-0	H
N11	Millersville	W, 20-19	A
N18	Indiana (Pa.)	T, 12-12	A
N23	Lock Haven	L, 0-19	H

1940 (3-3-2)

Head Coach: Ed Gulian

Captain: Ed Ruess

S21	Slippery Rock	T, 6-6	A
S28	Kutztown	W, 13-0	A
O5	East Stroudsburg	L, 7-13	H
O12	Shepherd	W, 46-2	H
O26	Bloomsburg	L, 14-24	A
N2	Millersville	L, 7-27	H
N9	Indiana (Pa.)	T, 0-0	H
N16	Lock Haven	W, 20-7	A

1941 (6-2)

Head Coach: Ed Gulian

Captains: Charles Hanks, John Plask

O4	Kutztown	W, 36-0	H
O11	East Stroudsburg	W, 6-0	A
O18	Waynesburg	L, 0-6	A
O25	Bloomsburg	W, 42-0	H
N1	Slippery Rock	W, 27-0	H
N8	Millersville	L, 0-7	A
N15	Indiana (Pa.)	W, 9-0	H
N22	Lock Haven	W, 14-6	H

1942 (2-4)

Head Coach: Ed Gulian

Captains: Bob Habig, Andy Andrukutis

O3	Kutztown	W, 19-0	A
O10	East Stroudsburg	L, 0-12	H
O17	Slippery Rock	L, 6-13	A
O24	Lock Haven	L, 0-33	A
O31	Carlisle Barracks	W, 13-0	H
N14	Indiana (Pa.)	L, 7-33	H

1943-45

No team - World War II

1946 (2-4-2)

Head Coach: Ed Gulian

Captain: Eugene Speacht

S28	California (Pa.)	L, 7-32	A
O5	Kutztown	W, 13-6	H
O12	East Stroudsburg	L, 7-32	A
O19	Slippery Rock	W, 13-6	H
O26	Bloomsburg	T, 6-6	H
N2	Millersville	L, 13-27	A
N9	Lock Haven	T, 7-7	H
N16	Indiana (Pa.)	L, 7-32	A

1947 (5-2-1)

Head Coach: Vinton Rambo

Captain: Eugene Speacht

S27	California (Pa.)	W, 12-0	H
O4	Kutztown	W, 28-6	A
O11	East Stroudsburg	W, 12-7	H
O18	Slippery Rock	L, 0-6	A
O25	Bloomsburg	W, 19-12	A
N1	Millersville	W, 13-0	H
N8	Lock Haven	L, 0-21	A
N15	Indiana (Pa.)	T, 6-6	H

1948 (5-3)

Head Coach: Vinton Rambo

Captains: Paul Koehler, Charlie Shields

S25	Kutztown	W, 7-6	H
O2	Millersville	W, 19-0	A
O9	East Stroudsburg	W, 7-14	A
O16	Mt. St. Mary's	W, 14-13	H
O23	Bloomsburg	L, 7-13	H
O30	California (Pa.)	L, 8-20	A
N13	Indiana (Pa.)	W, 28-18	A
N20	Slippery Rock	W, 7-0	H

1949 (1-6-1)

Head Coach: Vinton Rambo

Captains: John Hubley, Jack Hopper

S24	Kutztown	T, 6-6	A
O1	Millersville	L, 7-14	H
O8	East Stroudsburg	L, 0-7	H
O5	Bloomsburg	L, 13-14	A
O22	California (Pa.)	L, 7-13	H
O29	Mt. St. Mary's	L, 13-18	A
N11	Indiana (Pa.)	W, 40-6	H
N19	Slippery Rock	L, 7-13	A

1950 (7-1-1)

Head Coach: Vinton Rambo

Captains: Elmer Modla, Len Zataveshi

S23	Mt. St. Mary's	W, 18-13	H
S30	Kutztown	W, 32-7	H
O7	Shepherd	W, 13-7	A
O14	East Stroudsburg	T, 13-13	A
O21	Bloomsburg	L, 6-26	H
O28	California (Pa.)	W, 15-0	A
N4	Millersville	W, 27-0	A
N11	Indiana (Pa.)	W, 7-6	A
N18	Slippery Rock	W, 35-6	H

1951 (5-3)

Head Coach: Vinton Rambo

Captains: Weldon Lane, Ken Dapp

S22	Cheyney	W, 28-0	A
S29	Kutztown	L, 7-20	A
O6	Shepherd	W, 59-0	H
O13	East Stroudsburg	W, 33-7	H
O20	Bloomsburg	L, 14-40	A
O27	California (Pa.)	L, 13-20	H
N3	Millersville	W, 21-7	A
N10	Indiana (Pa.)	W, 9-0	H

1952 (7-0)

Head Coach: Vinton Rambo

Captains: Ed Bellas, Bill Cockley

S27	Trenton State	W, 40-0	A
O4	Wilson (D.C.)	W, 31-0	H
O11	East Stroudsburg	W, 14-7	A
O18	Kutztown	W, 58-0	H
O25	Slippery Rock	W, 28-0	H
N1	Millersville	W, 49-7	A
N8	Cheyney	W, 46-6	H

1953 (8-0)

Head Coach: Vinton Rambo

Captains: Ray Ellis, Chuck Burnheimer

S26	Lock Haven	W, 23-14	H
O3	Wilson (D.C.)	W, 28-0	H
O10	E. Stroudsburg	W, 30-0	H
O17	Kutztown	W, 61-0	A
O24	Slippery Rock	W, 20-14	A
O31	Millersville	W, 65-0	H
N10	Cheyney*	W, 20-7	A
N14	Bridgewater (Va.)	W, 52-0	A

* Game postponed from November 7 because a snow-storm made travel impossible.

1954 (7-1)

Head Coach: Vinton Rambo

Captains: Spencer Keyes, Don Bickel

S25	Lock Haven	W, 23-0	A
O2	Southern Conn.	W, 26-19	H
O9	East Stroudsburg	W, 17-13	A
O16	California (Pa.)	L, 7-13	H
O23	Montclair	W, 46-7	A
O30	Millersville	W, 60-0	A
N6	Cheyney	W, 68-0	H
N13	Bridgewater (Va.)	W, 34-14	H

1955 (4-2-2)

Head Coach: Jack Roddick

Captains: Ed Nugent, Don Stankus

S24	Lock Haven	L, 6-20	H
O1	Southern Conn.	T, 0-0	A
O8	East Stroudsburg	W, 25-6	H
O15	California (Pa.)	L, 13-19	A
O22	Montclair	W, 48-0	H
O29	Millersville	W, 14-2	H
N5	Kutztown	W, 26-6	A
N12	Clarion	T, 7-7	H

1956 (6-2)

Head Coach: Jack Roddick

Captain: Jack Conner

S22	Southern Conn.	L, 0-28	H
S29	Shepherd	W, 14-7	H
O6	East Stroudsburg	L, 0-13	A
O13	California (Pa.)	W, 32-14	H
O20	Bloomsburg	W, 20-3	A
O27	Millersville	W, 26-7	A
N3	Kutztown	W, 19-0	H
N10	Clarion	W, 21-0	A

1957 (6-0-1)

Head Coach: Jack Roddick

Captains: Jake Corwell, Ron Lawbead

S21	Southern Conn.	T, 6-6	A
S28	Shepherd	W, 27-7	H
O5	East Stroudsburg	W, 28-19	H
O12	California (Pa.)	W, 20-13	A
O19	Bloomsburg	W, 20-19	H
O26	Edinboro	W, 20-14	A
N2	Kutztown	W, 13-0	A

1958 (4-4)

Head Coach: Jack Roddick

Captains: Don Trexler, Tom Smitbemas

S20	Bloomsburg	L, 19-20	A 1,500
S27	Shepherd	W, 10-6	H 1,500
O4	East Stroudsburg	W, 14-0	A 1,300
O11	California (Pa.)	L, 0-19	H 3,000
O18	Clarion	L, 7-12	A 1,000
O25	West Chester	L, 20-40	H 2,800
N1	Cheyney	W, 50-13	A 800
N8	Mansfield	W, 54-6	H 1,100

1959 (6-2)

Head Coach: Jack Roddick

Captains: Sid Wells, Bob Gribble

S19	Bloomsburg	W, 13-7	H 2,000
S26	Shepherd	W, 14-0	A 1,100
O3	East Stroudsburg	W, 20-2	H 4,100
O10	California (Pa.)	W, 20-13	A 4,500
O17	Clarion	L, 13-20	H 3,800
O24	West Chester	L, 0-14	A 7,200
O31	Cheyney	W, 50-12	H 1,100
N7	Mansfield	W, 21-12	A 1,900

1960 (2-7)

Head Coach: Jack Roddick

Captains: Wayne Burg, Ivan Sload, George Mitchell

S17	Lock Haven	L, 0-21	A 2,500
S24	Bloomsburg	L, 6-13	H 6,500
O1	Mansfield	W, 14-13	A 3,500
O8	East Stroudsburg	L, 7-48	A 3,500
O15	California (Pa.)	L, 6-21	H 6,500
O22	Shepherd	L, 0-12	H 2,500
O29	Slippery Rock	L, 6-40	H 800
N5	Clarion	L, 7-34	A 1,000
N12	Kutztown	W, 51-7	A 1,000

1961 (0-8)

Head Coach: Jack Roddick

Captains: Bob Orndorff, Bill McMillan

S16	Lock Haven	L, 0-20	H 2,000
S23	Bloomsburg	L, 7-34	A 2,500
S30	Mansfield	L, 21-26	H 2,500
O7	East Stroudsburg	L, 7-47	H 3,000
O14	California (Pa.)	L, 7-47	A 2,500
O21	Shepherd	L, 12-32	A 1,200
O28	Slippery Rock	L, 13-19	A 1,000
N4	Clarion	L, 26-28	H 700

1962 (4-4)

Head Coach: Jack Roddick

Captains: Vanel Perry, Anthony Zvonar

S22	Indiana (Pa.)	W, 13-7	H 2,500
S29	Shepherd	W, 14-13	A 800
O6	Slippery Rock	L, 13-32	H 3,200
O13	Lock Haven	W, 32-14	A 2,000
O20	California (Pa.)	L, 13-20	H 2,800
O27	Edinboro	W, 27-20	H 1,000
N3	Clarion	L, 7-14	A 1,000
N10	Montclair	L, 13-21	A 1,350

1963 (3-5)

Head Coach: Jack Roddick

Captains: Jim Hunter, Bill Fry

S21	Indiana (Pa.)	L, 21-39	A 4,000
S28	Shepherd	L, 7-12	H 3,000
O5	Slippery Rock	L, 13-21	A 3,500
O12	Lock Haven	W, 30-13	H 3,500
O19	California (Pa.)	L, 0-34	A 3,000
O26	Edinboro	W, 12-8	A 500
N2	Clarion	W, 15-7	H 500
N9	Montclair	L, 13-20	H 500

1964 (4-4)

Head Coach: Dave Dolbin

Captains: Nick Vorkapich, Ron Wilsbach

S26	Indiana (Pa.)	L, 0-14	H
O3	Shepherd	W, 23-6	A
O10	Slippery Rock	L, 28-39	H
O17	Lock Haven	W, 21-14	A
O24	California (Pa.)	W, 28-19	H
O31	Edinboro	W, 41-13	H
N7	Clarion	L, 7-13	A
N14	Hillsdale	L, 26-61	A

1965 (2-6)

Head Coach: Dave Dolbin

Captains: Steve Ecker, Joe Nagy

S25	Shepherd	W, 33-10	H
O2	Indiana (Pa.)	L, 7-46	A
O9	Slippery Rock	L, 14-19	A
O16	Lock Haven	W, 34-33	H
O23	California (Pa.)	L, 7-28	A
O30	Edinboro	L, 26-35	A
N6	Clarion	L, 7-38	H
N13	Hillsdale	L, 14-35	H

1966 (4-5)

Head Coach: Dave Dolbin

Captains: Marv Baber, Frank Baseboar

S17	Bloomsburg	W, 39-25	A 3,000
S24	West Chester	L, 21-33	A 3,000
O1	Indiana (Pa.)	L, 13-14	H 3,000
O8	Slippery Rock	L, 6-21	H 4,000
O15	Lock Haven	W, 21-17	A 3,000
O22	California (Pa.)	L, 31-42	H 3,000
O29	Edinboro	W, 42-0	H 3,000
N5	Clarion	L, 18-54	A 2,000
N12	Brockport	W, 17-9	A 500



Leroy Galloway (25) and Rick Diggs (33)

1967 (4-5)

Head Coach: Dave Dolbin

Captains: John Monsell, Dick Weaver

S16	Bloomsburg	L, 20-31	H	1,200
S23	West Chester	L, 6-20	H	2,100
S30	Indiana (Pa.)	L, 14-24	A	4,000
O7	Slippery Rock	W, 32-0	A	3,800
O14	Lock Haven	W, 28-13	H	3,100
O21	California (Pa.)	L, 30-54	A	1,000
O28	Edinboro	W, 33-12	A	2,000
N4	Clarion	L, 8-36	H	3,500
N11	Brockport	W, 40-9	H	2,000

1968 (5-3)

Head Coach: Dave Dolbin

Captains: Nick Dellaquila, Steve Bumgarner

S21	Mansfield	W, 27-14	A	
S28	Indiana (Pa.)	L, 0-24	H	
O5	Slippery Rock	W, 21-12	H	
O12	Lock Haven	W, 19-6	A	
O19	California (Pa.)	L, 14-30	H	
O26	Edinboro	W, 23-0	H	
N2	Clarion	L, 0-35	A	
N9	Millersville	W, 14-6	A	

1969 (1-7)

Head Coach: Dave Dolbin

Captains: Bill Lemanski, Chuck Hickes

S20	Mansfield	L, 18-28	H	
S27	Indiana (Pa.)	L, 7-21	A	
O4	Slippery Rock	L, 31-34	A	
O11	Lock Haven	L, 23-28	H	
O18	California (Pa.)	W, 26-14	A	
O25	Edinboro	L, 14-24	A	
N1	Clarion	L, 15-31	H	
N8	Millersville	L, 8-10	H	

1970 (3-5)

Head Coach: Dave Dolbin

Captains: Al Bowman, Don Deitz

S19	Indiana (Pa.)	L, 22-26	H	
S26	Brockport	W, 30-26	A	
O3	Slippery Rock	L, 8-13	H	
O10	Lock Haven	W, 42-7	A	
O17	California (Pa.)	W, 15-14	H	
O24	Edinboro	L, 15-35	H	
O31	Clarion	L, 0-28	A	
N7	Millersville	L, 14-18	A	

1971 (2-6)

Head Coach: Dave Dolbin

Captains: Bob Hickes, Roger Berkheimer

S18	Millersville	L, 0-21	H	3,000
S25	Brockport	W, 34-7	H	3,000
O2	Kutztown	W, 14-12	A	2,000
O9	Slippery Rock	L, 7-34	A	5,000
O16	Lock Haven	L, 8-16	H	3,000
O23	California (Pa.)	L, 6-34	A	4,200
O30	Edinboro	L, 16-42	A	4,500
N6	Clarion	L, 13-17	H	2,000

1972 (3-6-1)

Head Coach: Gene Epley

Captains: Bob Anderson, Jesse Mroczka, Steve Johnston

S9	Bloomsburg	W, 28-14	H	6,000
S16	Millersville	T, 0-0	A	4,500
S23	Kutztown	W, 24-14	H	6,500
S30	Brockport	L, 7-10	A	800
O7	Slippery Rock	L, 0-25	H	5,000
O14	Lock Haven	L, 14-19	A	4,500
O21	California (Pa.)	L, 7-21	H	7,000
O28	Edinboro	W, 14-9	H	1,000
N4	Clarion	L, 24-41	A	3,000
N11	Indiana (Pa.)	L, 8-27	A	4,500

1973 (2-7)

Head Coach: Gene Epley

Captains: Rich Kelly, Brad Shover

S15	Bloomsburg	L, 9-19	A	2,000
S22	Kutztown	L, 10-31	A	4,500
S29	Brockport	W, 25-7	H	5,200
O6	Slippery Rock	L, 7-40	A	6,000
O13	Lock Haven	W, 51-14	H	7,000
O20	California (Pa.)	L, 13-21	A	5,000
O27	Edinboro	L, 28-38	A	4,500
N3	Clarion	L, 14-26	H	6,000
N10	Millersville	L, 27-56	H	2,000

1974 (7-4)

Head Coach: Gene Epley

Captains: Rick Diggs, Al Seagraves, Dan Searer

S7	WV Tech	W, 39-18	H	3,500
S14	Bloomsburg	W, 28-3	H	4,000
S21	Kutztown	W, 14-7	H	6,500
S28	Indiana (Pa.)	L, 0-21	A	5,000
O5	Slippery Rock	L, 9-34	H	7,500
O12	Lock Haven	W, 33-7	A	3,000
O19	California (Pa.)	W, 28-0	H	6,500
O26	Edinboro	W, 19-0	H	3,000
N2	Clarion	L, 0-21	A	4,000
N9	Millersville	L, 0-15	A	4,000
N22	James Madison	W, 21-7	A	3,000

1975 (6-5)

Head Coach: Gene Epley

Captains: Game Captains

S6	WV Tech	W, 17-7	A	2,000
S13	Bloomsburg	W, 41-0	A	4,500
S20	Kutztown	W, 21-0	A	4,500
S27	Indiana (Pa.)	L, 7-19	H	8,000
O4	Slippery Rock	W, 21-16	A	7,500
O11	Lock Haven	W, 33-7	H	7,300
O18	California (Pa.)	W, 21-14	A	5,500
O25	Edinboro	L, 16-21	A	5,300
N1	Clarion	L, 13-20	H	6,500
N8	Millersville	L, 14-28	H	4,000
N15	James Madison	L, 3-14	H	3,000

1976 (8-2-1)

Head Coach: Joe Mark

Captains: Tom Henn, Tony Winter

S4	West Liberty State	L, 13-26	A	3,000
S11	Bloomsburg	W, 21-12	H	4,300
S18	Kutztown	W, 21-13	H	6,000
O2	Indiana (Pa.)	W, 21-0	A	10,500
O9	Slippery Rock	W, 10-3	H	3,500
O16	Lock Haven	W, 7-0	A	4,000
O23	California (Pa.)	W, 58-0	H	8,000
O30	Edinboro	W, 28-24	H	6,000
N6	Clarion	L, 26-29	A	4,000
N13	James Madison	W, 21-17	A	3,500

State Game

N20	East Stroudsburg	T, 14-14	H	8,500
-----	------------------	----------	---	-------

1977 (6-4)

Head Coach: Joe Mark

Captains: Jerome Kater, Bob Nelson

S10	West Liberty State	W, 14-6	H	6,000
S17	Bloomsburg	L, 3-6	A	5,000
S24	Kutztown	L, 27-29	A	3,200
O1	Indiana (Pa.)	L, 14-16	H	3,400
O8	Slippery Rock	W, 20-12	A	5,000
O15	Lock Haven	W, 26-0	H	8,000
O22	California (Pa.)	W, 42-14	A	2,500
O29	Edinboro	W, 17-7	A	2,500
N5	Clarion	L, 6-26	H	8,000
N12	James Madison	W, 59-20	H	3,000

1978 (7-3)

Head Coach: Joe Mark

Captains: Fred Glasgow, John Morabito

S9	Shepherd	L, 10-14	A	3,500
S16	Bloomsburg	W, 35-7	H	5,500
S23	Kutztown	W, 37-17	H	5,000
S30	Slippery Rock	L, 15-22	A	9,500
O7	Indiana (Pa.)	W, 36-16	H	7,000
O14	Edinboro	W, 23-15	A	5,400
O21	Clarion	W, 34-17	H	9,000
O28	Lock Haven	W, 38-30	A	3,000
N4	James Madison	L, 0-14	A	5,000
N11	California (Pa.)	W, 38-15	H	5,500

1979 (4-6)

Head Coach: Vito Ragazzo

Captains: Todd Chronister, Brian Clement,
Joe Kachnoskie, John Wertz

S8	Shepherd	W, 23-3	H	7,000
S15	Bloomsburg	W, 16-13	A	4,500
S22	Kutztown	L, 7-25	A	2,800
S29	Slippery Rock	W, 45-14	N	61,143
O6	Indiana (Pa.)	L, 24-31	A	3,300
O13	Edinboro	W, 28-18	H	5,800
O20	Clarion	L, 14-16	A	3,500
O27	Lock Haven	L, 27-35	H	8,000
N3	James Madison	L, 7-10	H	5,700
N10	California (Pa.)	L, 0-24	A	800

N - Ann Arbor, Michigan

1980 (5-4-1)

Head Coach: Vito Ragazzo

Captains: Steve Cramer, Bob Potts,
Ken Schaeffer, Dave Weaver

S13	Bloomsburg	W, 42-13	H	5,800
S20	Kutztown	L, 14-21	H	6,000
S27	Indiana (Pa.)	W, 17-14	H	5,000
O4	Edinboro	T, 22-22	A	3,500
O11	Clarion	L, 9-14	H	8,500
O18	Lock Haven	W, 20-16	A	3,000
O25	Randolph-Macon	W, 31-9	A	200
N1	California (Pa.)	W, 27-12	H	3,000
N8	Slippery Rock	L, 16-18	A	7,500
N15	James Madison	L, 14-19	A	6,400

1981 (12-1)

Head Coach: Vito Ragazzo

Captains: Dave Calvario, Tim Ebersole
Rich Pryor, Joe Puzyccki

S12	Bloomsburg	W, 38-17	A	2,300
S19	Towson State	W, 24-10	A	2,952
S26	Indiana (Pa.)	W, 26-3	A	6,000
O3	Edinboro	W, 17-0	H	6,200
O10	Clarion	W, 28-0	A	6,500
O17	Lock Haven	W, 24-20	H	8,000
O24	C. W. Post	W, 49-35	A	1,911
O31	California (Pa.)	W, 20-16	A	4,200
N7	Slippery Rock	W, 26-21	H	5,400
N14	James Madison	W, 33-27	H	4,000

State Game

N21	Millersville	W, 34-17	A	8,200
-----	--------------	----------	---	-------

NCAA Playoffs

N28	Virginia Union	W, 40-27	A	12,000
D5	North Dakota St	L, 6-18	H	7,400

1982 (7-3)

Head Coach: Vito Ragazzo

Captains: Ed Brown, Tim Ebersole, Greg Keller,
Rich Pryor

S11	Bloomsburg	W, 35-10	H	6,000
S18	Towson State	W, 27-25	H	6,500
S25	Edinboro	L, 6-10	A	4,000
O2	Clarion	W, 16-8	H	5,000
O9	Lock Haven	W, 31-7	A	3,000
O16	West Chester	W, 28-22	H	8,000
O23	California (Pa.)	W, 24-19	H	5,300
O30	Slippery Rock	L, 14-24	A	5,500
N6	Indiana (Pa.)	W, 28-9	H	3,100
N13	James Madison	L, 22-52	A	8,000

1983 (4-6)

Head Coach: Vito Ragazzo

Captains: Chip Dimmick, Glenn Herd, Pat Silva,
Jeff Zubia

S10	Bloomsburg	W, 10-9	A	3,300
S17	C.W. Post	W, 40-27	H	6,200
S24	Edinboro	L, 16-44	H	7,000
O1	Clarion	L, 12-48	A	8,500
O8	Lock Haven	W, 17-15	H	8,200
O15	West Chester	L, 15-29	A	6,100
O22	California (Pa.)	L, 21-28	A	4,200
O29	Slippery Rock	L, 23-24	H	3,000
N5	Indiana (Pa.)	L, 18-41	A	3,500
N12	James Madison	W, 29-9	H	2,200

1984 (4-6)

Head Coach: Vito Ragazzo

Captains: Mark Brezitski, Chip Dimmick,
Mike Houseal, Dave Hurdle

S8	Bloomsburg	W, 17-11	H	7,200
S15	Kutztown	W, 10-9	A	3,500
S22	Clarion	L, 13-16	H	6,100
S29	Lock Haven	L, 10-14	A	2,000
O6	Millersville	L, 9-31	A	4,000
O13	California (Pa.)	L, 17-28	H	7,500
O20	Slippery Rock	L, 12-13	A	5,500
O27	Indiana (Pa.)	W, 21-18	H	3,500
N3	Edinboro	L, 14-36	A	2,500
N10	Cheyney	W, 48-13	H	3,000

1985 (5-5)

Head Coach: Vito Ragazzo

Captains: Mike Brady, Dan Carey,
Dave Hurdle, Dave Szlachetka

S14	Bloomsburg	L, 3-18	A	5,000
S21	Kutztown	W, 10-7	H	6,800
S28	Clarion	L, 7-23	A	4,000
O5	Lock Haven	W, 20-6	H	6,100
O12	Millersville	L, 8-30	H	9,200
O19	California (Pa.)	W, 24-14	A	4,000
O26	Slippery Rock	W, 34-23	H	3,800
N2	Indiana (Pa.)	L, 0-33	A	5,500
N9	Edinboro	L, 21-24	H	3,000
N16	Shepherd	W, 7-0	A	1,000

1986 (3-7)

Head Coach: Joe Bottiglieri

Captains: Scott Duke, Dave Szlachetka

S13	Bloomsburg	L, 26-30	H	7,600
S20	Kutztown	L, 9-27	A	2,800
S27	Lock Haven	W, 17-7	A	4,500
O4	Mansfield	W, 10-0	A	1,200
O11	California (Pa.)	W, 38-20	H	8,700
O18	Slippery Rock	L, 6-49	A	6,500
O25	Indiana (Pa.)	L, 14-31	H	6,000
N1	Edinboro	L, 53-66	A	3,000
N8	Clarion	L, 19-22	H	2,000
N15	Shepherd	L, 17-28	H	2,600

1987 (4-6)

Head Coach: Joe Bottiglieri

Captains: Mick Chronister, Don Craine, Pat Fabie,
Frank Van Buren

S12	Bloomsburg	L, 10-24	A	1,200
S19	Kutztown	W, 13-9	H	4,200
S26	Lock Haven	W, 22-15	H	4,600
O3	Mansfield	L, 14-35	H	5,800
O10	California (Pa.)	W, 26-13	A	3,700
O17	Slippery Rock	L, 9-38	H	7,600
O24	Indiana (Pa.)	L, 10-28	A	5,300
O31	Edinboro	W, 18-16	H	3,000
N7	Clarion	L, 0-35	A	2,900
N14	Millersville	L, 9-22	A	4,700

1988 (6-4)

Head Coach: Joe Bottiglieri

Captains: Kelly Kramer, Charles Parker,
Mike Swope, Bill Twobig

S10	Bloomsburg	L, 7-21	H	6,500
S17	Kutztown	L, 15-21	A	1,500
S24	Cheyney	W, 17-6	A	1,435
O1	California (Pa.)	W, 24-14	H	5,800
O8	Slippery Rock	W, 49-10	A	7,200
O15	Indiana (Pa.)	W, 24-23	H	9,000
O22	Edinboro	L, 0-19	A	1,500
O29	Clarion	W, 24-8	H	2,500
N5	Lock Haven	W, 24-10	A	300
N12	Millersville	L, 17-21	H	6,200

1989 (5-5-1)

Head Coach: Joe Bottiglieri

Captains: Steve Hladio, Dave Russell, Mike Swope

S2	West Liberty St.	W, 33-9	H	2,800
S9	Bloomsburg	W, 25-7	A	2,927
S16	Kutztown	W, 18-7	H	2,200
S23	Millersville	W, 24-0	A	4,200
S30	California (Pa.)	W, 10-6	A	3,984
O7	Slippery Rock	T, 28-28	H	8,600
O14	Indiana (Pa.)	L, 0-35	A	10,100
O21	Edinboro	L, 6-60	H	5,600
O28	Clarion	L, 7-21	A	2,975
N4	Lock Haven	L, 3-10	H	1,800
N11	Portland State	L, 3-31	A	9,277

1990 (5-6)

Head Coach: Rocky Rees

Captains: Mike George, Clyde Tinner, Mike Williams

S2	Cheyney	W, 22-8	H	2,600
S9	Bloomsburg	W, 20-9	H	4,700
S15	Kutztown	L, 6-16	A	3,700
S22	California (Pa.)	L, 19-24	H	5,100
S29	Slippery Rock	L, 12-20	A	7,800
O6	Indiana (Pa.)	L, 17-42	H	6,400
O13	Edinboro	L, 3-10	A	4,843
O20	Clarion	W, 24-20	H	9,000
O27	Lock Haven	W, 31-17	A	1,700
N3	East Stroudsburg	L, 14-26	A	1,600
N10	New Haven	W, 59-34	H	700

1991 (10-3)

Head Coach: Rocky Rees

Captains: Jeff Fickes, Ken Pickett, Corey Bornmann, Rob Davis

S7	Shepherd	W, 49-28	A	4,713
S14	Bloomsburg	W, 24-21	A	2,923
S21	Kutztown	W, 45-35	H	6,200
S28	California (Pa.)	W, 45-0	A	2,736
O5	Slippery Rock	W, 24-20	H	7,100
O12	Indiana (Pa.)	L, 0-47	A	10,300
O19	Edinboro	W, 45-7	H	8,500
O26	Clarion	L, 19-34	A	1,500
N2	Lock Haven	W, 34-0	H	4,100
N9	E Stroudsburg	W, 31-24	H	4,200
N16	New Haven	W, 31-30	A	675

NCAA Playoffs


N23	East Stroudsburg	W, 34-33 OT	A	2,800
N30	Indiana (Pa.)	L, 7-52	A	3,000

1992 (3-7-1)

Head Coach: Rocky Rees

Captains: Corey Bornmann, Rob Davis, Shayne Mains

S5	Shepherd	W, 21-7	H	3,400
S12	Bloomsburg	W, 20-14	H	6,800
S19	Kutztown	L, 3-16	A	4,436
S26	Millersville	L, 10-35	H	5,800
O3	Slippery Rock	L, 3-20	A	8,000
O10	Indiana (Pa.)	L, 16-35	H	8,600
O17	Edinboro	L, 3-47	A	3,469
O24	Clarion	L, 20-23	H	3,200
O31	Lock Haven	T, 28-28	A	500
N7	West Chester	L, 31-35	A	6,500
N14	California (Pa.)	W, 17-8	H	2,200



Head Coach Rocky Rees

1993 (6-5)

Head Coach: Rocky Rees

Captains: Winston Horshaw, Doug Seidenstricker, Brian High, Mike Lazusky

S4	Shepherd	W, 10-7	A	4,312
S11	Bloomsburg	W, 20-14	A	2,493
S18	Kutztown	W, 27-10	H	5,200
S25	Millersville	W, 16-14	A	2,200
O2	Slippery Rock	L, 7-36	H	5,300
O9	Indiana (Pa.)	L, 10-45	A	9,500
O16	Edinboro	L, 17-34	H	7,500
O23	Clarion	L, 32-34	A	2,500
O30	Lock Haven	W, 31-20	H	412
N6	West Chester	L, 19-24	H	2,100
N13	California (Pa.)	W, 7-6	A	1,708

1994 (5-6)

Head Coach: Rocky Rees

Captains: Joe Topichak, Doug Seidenstricker

S3	Shepherd	W, 17-0	H	3,600
S10	Bloomsburg	W, 10-7	H	3,400
S17	West Chester	L, 10-14	A	4,730
S24	Millersville	L, 14-31	H	5,600
O1	Indiana (Pa.)	L, 13-20	H	6,400
O8	Edinboro	L, 17-31	A	7,355
O15	Clarion	W, 31-21	H	7,800
O22	Lock Haven	L, 21-35	A	3,000
O29	Kutztown	W, 18-14	A	4,250
N5	California (Pa.)	W, 63-47	H	2,600
N12	Slippery Rock	L, 23-49	A	3,250

1995 (3-8)

Head Coach: Rocky Rees

Captains: Tom Coleman, Martin Pepe, Dwaine Schultz

S2	Shepherd	W, 24-21	A	2,500
S9	Bloomsburg	L, 34-41	A	1,890
S16	West Chester	L, 14-25	H	5,200
S23	Millersville	L, 3-20	A	4,800
S30	Indiana (Pa.)	L, 21-62	A	5,500
O7	Edinboro	L, 7-40	H	4,200
O14	Clarion	L, 9-31	A	4,500
O21	Lock Haven	W, 73-29	H	5,600
O28	Kutztown	L, 6-35	H	2,500
N4	California (Pa.)	W, 26-15	A	357
N11	Slippery Rock	L, 16-34	H	500

1996 (3-8)

Head Coach: Rocky Rees

Captains: Steve McTaggart, Mike Buglia, Andre Pelletier

S7	James Madison	L, 0-30	A	11,000
S14	Shepherd	W, 24-22	H	3,600
S21	Kutztown	L, 34-37	A	3,500
S28	Millersville	L, 29-34	H	2,800
O5	Edinboro	L, 17-31	A	5,350
O12	Clarion	L, 20-59	H	6,500
O19	Lock Haven	W, 30-7	A	700
O26	Bloomsburg	L, 19-42	A	4,390
N2	California (Pa.)	W, 16-7	H	1,800
N9	Slippery Rock	L, 0-24	A	1,500
N16	Indiana (Pa.)	L, 55-62	H	2,800

1997 (6-4)

Head Coach: Rocky Rees

Captains: Andre Pelletier, Kevin Washington

S13	Shepherd	L, 16-20	A	3,500
S20	Kutztown	W, 21-14	H	5,950
S27	Millersville	L, 27-37	A	5,800
O4	Edinboro	W, 17-3	H	2,000
O11	Clarion	W, 37-14	A	7,000
O18	Lock Haven	W, 26-0	H	6,700
O25	Bloomsburg	W, 34-29	H	2,100
N1	California (Pa.)	W, 31-26	A	1,003
N8	Slippery Rock	L, 16-28	H	3,600
N15	Indiana (Pa.)	L, 26-44	A	1,779

1998 (7-4)

Head Coach: Rocky Rees

Captains: Kevin Washington, Dave Klingerman, Chopper Schlauch

S5	Shepherd	W, 36-14	H	2,500
S12	Bloomsburg	W, 28-21	H	6,500
S19	Kutztown	L, 24-28	A	4,400
S26	West Chester	L, 21-36	A	5,644
O3	Edinboro	W, 27-23	A	3,000
O10	E Stroudsburg	W, 35-13	H	c7,70
O17	Clarion	W, 38-3	A	3,500
O24	Slippery Rock	L, 28-38	H	4,500
O31	Lock Haven	W, 35-28	H	1,800
N7	California (Pa.)	W, 52-12	A	841
N14	Indiana (Pa.)	L, 28-31 OT	H	3,200

1999 (8-3)

Head Coach: Rocky Rees

Captains: *Phil Galiano, Jason Heckendorn, Brad Shamach*

S4	Shepherd	W, 24-21	A	3,100
S11	Bloomsburg	L, 28-36	A	1,710
S18	Kutztown	W, 42-12	H	6,100
S25	West Chester	W, 48-30	H	2,700
O2	Edinboro	W, 52-10	H	1,900
O9	East Stroudsburg	W, 37-0	A	4,500
O16	Clarion	W, 32-26	H	6,700
O23	Slippery Rock	L, 21-27	A	5,500
O30	Lock Haven	W, 68-7	A	5,500
N6	California (Pa.)	W, 30-0	H	2,800
N13	Indiana (Pa.)	L, 16-43	A	5,214

2000 (5-6)

Head Coach: Rocky Rees

Captains: *Chris Gicking, Ryan Hartley, Gary McChalicher*

S2	Shepherd	L, 13-28	H	3,000
S9	Bloomsburg	W, 24-17	H	6,200
S16	Millersville	L, 19-27	A	5,700
S23	Clarion	L, 49-56	A	3,500
S30	Lock Haven	W, 55-0	H	2,100
O7	Slippery Rock	L, 21-28	H	7,700
O14	Indiana (Pa.)	L, 6-35	A	6,312
O21	East Stroudsburg	W, 17-14 OT	A	4,200
O28	California (Pa.)	W, 21-17	H	2,800
N4	Edinboro	L, 27-42	A	1,000
N11	Kutztown	W, 31-21	H	2,350

2001 (8-3)

Head Coach: Rocky Rees

Captains: *Chad Oberholzer, Lanorde Wheeler*

S1	Shepherd	L, 25-28	A	4,055
S8	Bloomsburg	L, 18-29	A	2,956
S15	Millersville	W, 17-7	H	5,600
S22	Clarion	W, 34-29	H	2,800
S29	Lock Haven	W, 31-10	A	3,200
O6	Slippery Rock	W, 32-20	A	4,000
O13	Indiana (Pa.)	L, 7-37	H	3,000
O20	E Stroudsburg	W, 19-14	H	7,000
O27	California (Pa.)	W, 37-20	A	1,106
N3	Edinboro	W, 23-9	A	2,800
N10	Kutztown	W, 24-23	A	2,350

2002 (6-5)

Head Coach: Rocky Rees

Captains: *Ron Johnson, Tony Johnson, Eric Ranieri, Chris Ward, Jon Saba*

S7	Shepherd	L, 10-17	H	4,500
S14	Bloomsburg	L, 26-27	H	6,000
S21	Kutztown	L, 31-14	A	2,100
S28	West Chester	W, 41-27	A	5,097
O5	Edinboro	W, 41-7	H	2,000
O12	Slippery Rock	W, 13-7 OT	H	4,000
O19	Lock Haven	L, 13-26	A	1,842
O26	Clarion	W, 20-19	A	1,500
N2	Indiana (Pa.)	L, 10-33	H	3,100
N9	East Stroudsburg	L, 21-23	H	2,800
N16	California (Pa.)	W, 40-7	A	785

2003 (8-3)

Head Coach: Rocky Rees

Captains: *Clint Inch, Greg Hutchinson, John Kuhn, Dan Walsh*

S6	Shepherd	W, 33-14	A	3,716
S13	Bloomsburg	W, 21-0	A	1,388
S20	Kutztown	W, 35-12	H	6,000
S27	West Chester	L, 20-33	H	3,000
O4	Edinboro	W, 40-34	A	3,317
O11	Slippery Rock	L, 14-16	A	4,750
O18	Lock Haven	W, 49-13	H	7,700
O25	Clarion	W, 13-0	H	3,100
N1	Indiana (Pa.)	L, 7-18	A	5,847
N8	East Stroudsburg	W, 40-14	A	3,109
N15	California (Pa.)	W, 35-0	H	3,000

2004 (10-2)

Head Coach: Rocky Rees

Captains: *Dan Walsh, John Kuhn*

A28	Kutztown	W, 35-0	H	4,500
S4	Shepherd	W, 35-7	H	3,487
S11	Bloomsburg	W, 45-10	H	7,534
S18	Millersville	W, 49-27	A	5,200
S25	Edinboro	W, 17-10	H	7,276
O2	Indiana (Pa.)	L, 0-17	A	6,195
O9	Lock Haven	W, 45-7	H	2,134
O16	California (Pa.)	W, 32-14	A	4,711
O23	Clarion	W, 44-0	A	1,200
O30	Slippery Rock	W, 35-17	H	5,634
N6	West Chester	W, 24-21 OT	A	7,500

NCAA Playoffs

N20	West Chester	L, 28-33	H	6,013
-----	--------------	----------	---	-------

2005 (4-7)

Head Coach: Rocky Rees

Captains: *Frank Duffy, Patrick Ferguson, Tony Gomez*

A27	Kutztown	W, 10-3	A	4,500
S3	Shepherd	L, 32-34	A	2,718
S10	Bloomsburg	L, 21-49	A	3,561
S17	Millersville	W, 23-17	H	4,562
S24	Edinboro	L, 0-16	A	3,257
O1	Indiana (Pa.)	L, 15-20	H	3,569
O8	Lock Haven	W, 26-7	A	2,003
O15	California (Pa.)	L, 13-41	H	7,034
O22	Clarion	W, 37-0	H	1,023
O29	Slippery Rock	L, 28-58	A	5,500
N4	West Chester	L, 16-24	H	2,034

2006 (5-6)

Head Coach: Rocky Rees

Captains: *Frank Duffy, Patrick Ferguson, Aaron Dykes*

S2	Shepherd	L, 0-14	A	1,534
S9	Mansfield	W, 35-0	A	2,272
S16	Kutztown	W, 42-27	H	6,013
S23	West Chester	L, 0-24	A	5,000
S30	Bloomsburg	L, 14-35	H	3,069
O7	Slippery Rock	W, 28-21	A	2,400
O14	Lock Haven	W, 20-17	A	3,210
O21	Indiana (Pa.)	L, 16-20	H	7,506
O28	California (Pa.)	L, 20-35	H	1,340
N4	Edinboro #	L, 30-54	A	500
N11	Clarion	W, 35-10	H	3,401

Frank B. Fuhrer field at Allegheny College

2007 (3-8)

Head Coach: Rocky Rees

Captains: *Bill Morrison*

S1	Shepherd	L, 14-19	A	4,319
S8	Liberty	L, 14-35	A	12,331
S15	Kutztown	L, 16-28	A	5,200
S22	West Chester	L, 29-34	H	7,000
S29	Edinboro	L, 18-33	H	6,134
O6	Clarion	W, 41-23	A	5,800
O13	Millersville	W, 23-14	A	5,500
O20	Slippery Rock	L, 34-38	H	5,634
O27	Lock Haven	W, 56-10	H	7,200
N3	Indiana (Pa.)	L, 0-30	A	4,585
N10	California (Pa.)	L, 9-30	A	4,000

2008 (4-7)

Head Coach: Rocky Rees

Captains: *Josh Oswalt, Matt Olecki, Bill Morrison, Mike Harris*

A30	Shepherd	L, 16-20	H	3,000
S6	Edinboro	L, 11-34	H	700
S13	Lock Haven	W, 36-0	A	1,213
S20	East Stroudsburg	L, 41-44 OT	A	3,950
S27	Millersville	W, 35-14	H	2,600
O4	C.W. Post	W, 27-10	H	2,775
O11	Kutztown	L, 21-42	A	2,275
O18	West Chester	L, 7-25	A	5,041
O25	Bloomsburg	L, 0-21	H	900
N1	Cheyney	W, 62-7	H	1,600
N8	Mercyhurst	L, 17-21	A	720

2009 (9-3)

Head Coach: Rocky Rees

Captains: *Andy Casale, Mike Harris, Dave Fremont, Riley Bowen*

A29	Shepherd	L, 23-34	A	4100
S5	Edinboro	W, 24-14	A	3157
S12	Lock Haven	W, 49-7	H	5200
S19	East Stroudsburg	W, 38-14	H	5600
S26	Millersville	W, 63-24	A	1428
O3	C.W. Post	L, 24-40	A	3717
O10	Kutztown	W, 26-22	H	4000
O17	West Chester	W, 24-19	H	1871
O24	Bloomsburg	W, 28-27	A	2057
O31	Cheyney	W, 31-10	A	480

PSAC State Game

N7	California (Pa.)	W, 42-35	H	7000
----	------------------	----------	---	------

NCAA Playoffs

N21	California (Pa.)	L, 21-26	H	5100
-----	------------------	----------	---	------

Team Punting

Punts

Game (since 1972):	13 vs. Slippery Rock, 1986
Season:	74 (2000)

Average Per Punt

Game (since 1964):	54.6 vs. IUP, 1990 (6 for 328)
	54.0 vs. Clarion, 1965 (4 for 216)
Season:	47.3 (1965; 38 for 1797)

Individual Punting

Most Punts

Game:	13, Steve Gironda vs. IUP, 1989
Season:	73, Bill Shipp, 2000
Career:	245, Kyler Ford, 2006-09

Most Yards Punting

Game:	453, Kyler Ford, 2007
Season:	2,752, Kyler Ford, 2008
Career:	9,768, Kyler Ford, 2006-09

Best Punting Average

Season:	49.1, Steve Ecker, 1965
Career:	46.2, Steve Ecker (1963-65)

Career Punting Average

46.2	Steve Ecker (1963-65)
40.6	Kyler Ford (2006-09)
38.5	Walt Galbraith (1950-51)
38.2	Denver Brydon (2002-05)
38.1	Ron Spruill (1981-84)
37.8	Bill Shipp (1998-2001)
37.3	Scott Benjamin (1980-82)
37.1	Steve Gironda (1986-89)

Season Punting Average

49.1	Steve Ecker, 1965
42.7	Steve Ecker, 1964
41.9	Kyler Ford, 2009
41.5	Denver Brydon, 2005
40.1	Ed Stoken, 1952
40.0	Scott Benjamin, 1980
39.7	Kyler Ford, 2006
39.7	Bill Shipp, 1998
39.5	Kyler Ford, 2007
39.3	Walt Galbraith, 1950
39.3	Bruce Baustein, 1969
38.8	Kyler Ford, 2008
38.6	Rick Harbaugh, 1990

Game Punting Average

54.7	Rick Harbaugh vs. Indiana (Pa.), 1990
54.0	Steve Ecker vs. Clarion, 1965

Longest Punt

79	Don Bickel vs. Lock Haven, 1954
77	Denver Brydon vs. Indiana (Pa.), 2005
76	Kyler Ford vs. California (Pa.), 2009
74	Kyler Ford vs. C.W. Post, 2009
71	Jack Sweeney vs. Lock Haven, 1936
70	Ed Stoken vs. Wilson, 1952
70	Merl Tate vs. Bloomsburg, 1985
70	Denver Brydon vs. Indiana (Pa.), 2005
70	Kyler Ford vs. Liberty, 2007

Individual All-Purpose Records

Most Plays

Game:	41, Ben Sampson vs. James Madison, 1983
Season:	310, John Kuhn, 2003
Career:	960, John Kuhn, 2001-04

Most Yards

Game:	315, Bill Pettyjohn vs. New Haven, 1990
Season:	1,698, John Kuhn, 2003
Career:	5,300, John Kuhn, 2001-04

All-Purpose Average

Season:	154.4, John Kuhn, 2003
Career:	100.5, Mike Erlandson, 1996-99

Career All-Purpose Yardage

5,300	John Kuhn, 2001-04
4,062	Winston Horshaw, 1988-89, 1991, 1993
3,822	Jamie Ware, 1996-99
3,818	Mike Erlandson, 1996-99
3,667	Dave Brown, 1997-98, 2000-01
3,558	Dave Friese, 1978-81
3,323	Mike Harris, 2005, 2007-09
3,243	Frank Van Buren, 1984-87
3,185	Patrick Ferguson, 2002-06
3,167	Howard Chavous, 2004-07

Season All-Purpose Yardage

1,698	John Kuhn, 2003
1,641	John Kuhn, 2004
1,619	Winston Horshaw, 1991
1,542	Dave Brown, 2001
1,513	John Kuhn, 2002
1,469	Mike Erlandson, 1999
1,450	Dave Friese, 1981
1,446	Winston Horshaw, 1993
1,388	Jamie Ware, 1999
1,327	Kevin Marshall, 2008
1,316	Jamie Ware, 1998
1,284	Bill Pettyjohn, 1991
1,275	Frank Van Buren, 1985
1,203	Dave Friese, 1980

Game All-Purpose Yardage

315	Bill Pettyjohn vs. New Haven, 1990
292	Patrick Ferguson vs. Edinboro, 2006
292	John Kuhn vs. Millersville, 2004
285	Winston Horshaw vs. Kutztown, 1993
270	Kevin Marshall vs. East Stroudsburg, 2008
264	Bill Pettyjohn vs. New Haven, 1991
263	Kevin Marshall vs. Millersville, 2008
259	Jamie Ware vs. Clarion, 1998
252	Dave Brown vs. Clarion, 2001
247	Patrick Ferguson vs. Kutztown, 2004
246	John Kuhn vs. California, 2002
239	Ben Sampson vs. James Madison, 1983
239	Tom Coleman vs. California, 1994
228	Frank Van Buren vs. California (Pa.), 1986
227	Howard Chavous vs. Kutztown, 2007
225	Dave Friese vs. C.W. Post
221	Mike Erlandson vs. Clarion
211	Winston Horshaw vs. East Stroudsburg, 1991
210	Jamie Ware vs. West Chester, 1999
209	Frank Van Buren vs. Kutztown, 1985
209	Dave Brown vs. Edinboro, 2001
208	Winston Horshaw vs. Clarion, 1991
206	Darrell Yarberough vs. California (Pa.), 1975
204	Dave Brown vs. Slippery Rock, 2001
203	Winston Horshaw vs. Lock Haven, 1991
202	Winston Horshaw vs. West Liberty, 1989
200	Winston Horshaw vs. Edinboro, 1993
200	Howard Chavous vs. Shepherd, 2007



Winston Horshaw

Team Rushing

Most Rushes

Game:	74 vs. Bloomsburg, 1980
	72 vs. Lock Haven, 1981
	72 vs. C.W. Post, 1981
	69 vs. Cheyney, 1984
	69 vs. East Stroudsburg, 2003
Season:	611 (1981)
	596 (1976)
	576 (2003)
	564 (2002)
	559 (1980)

Most Yards Gained

Game:	500 vs. East Stroudsburg, 2003
	456 vs. California (Pa.), 1994
	453 vs. Millersville, 1954
	389 vs. California (Pa.), 1957
	385 vs. Millersville, 1955
Season:	2,632 (2003)
	2,482 (2002)
	2,458 (1981)
	1,960 (2001)
	1,935 (1976)

Average Per Game:

	242.6 (1957)
	239.3 (2003)
	229.6 (1953)
	225.6 (2002)
	223.4 (1981)

Average Yards Per Carry

Season:	5.98 (1953)
----------------	-------------

Most Fumbles Lost

Season:	25 (1983)
----------------	-----------

Most Total Fumbles

Season:	39 (1975)
----------------	-----------



Fred Glasgow '78

Individual Rushing

Carries

Game:	37, Rick Diggs vs. Kutztown, 1974
	37, Bill Pettyjohn vs. New Haven, 1990
Season:	294, John Kuhn, 2003
Career:	910, John Kuhn, 2001-04

Rushing Yards

Game:	291, Bill Pettyjohn vs. New Haven, 1990
Season:	1,500, John Kuhn, 2003
Career:	4,685, John Kuhn, 2001-04

Yards Per Game

Season:	136.4, John Kuhn, 2003
Career:	104.1, John Kuhn, 2001-04

Yards Per Carry

Season:	12.8, Nick Cutro, 1957
Career:	7.1, Bill Lewis, 1958-61

Rushing Touchdowns

Game:	6, John Kuhn vs. California (Pa.), 2003
Season:	21, John Kuhn, 2003
Career:	52, John Kuhn, 2001-04

Longest Rush

	98, Ed Hammers vs. Bloomsburg, 1966
--	-------------------------------------

Three 100-yard rushers in same game

	John Kuhn (168), Walter Crump (128), Andre McLaurin (112) vs. East Stroudsburg, 2003
--	--

Two 100-yard rushers in same game

	Rick Diggs (141), Rene Posey (109) vs. Lock Haven, 1974
	Steve Moskowitz (146), Scott Flinn (100) vs. Slippery Rock, 1979
	Bob Plummer (119), Bill Pettyjohn (114) vs. Clarion, 1989
	John Kuhn (156), Walter Crump (134) vs. Slippery Rock, 2004
	Kevin Marshall (135), Aaron Dykes (129) vs. Lock Haven, 2007

100-Yard Rushing Games

Season:	9, John Kuhn, 2002
	9, John Kuhn, 2003
Career:	26, John Kuhn, 2001-04

Consecutive Games Gaining 100 Yards

	11, John Kuhn, 2002-03
--	------------------------

Yards Rushing by a Quarterback

Game:	127, Ralph Sassaman vs. Lock Haven, 1965
Season:	326, Tim Ebersole, 1981
Career:	531, Tim Ebersole, 1979-82

Career Rushing Yardage

4,685	John Kuhn, 2001-04
2,480	Bill Pettyjohn, 1988-91
2,282	Fred Glasgow, 1976-78
2,181	Ed Hammers, 1965-68
2,081	Dave Friese, 1978-81
2,049	Bob Plummer, 1986-89
1,821	Aaron Dykes, 2003-07
1,792	Jeremy Brubaker, 1996-99
1,771	Frank Van Buren, 1984-87
1,700	Rick Diggs, 1972-74

Individual Rushing (cont.)

Season Rushing Yardage

1,500	John Kuhn, 2003
1,487	John Kuhn, 2004
1,368	John Kuhn, 2002
1,101	Bill Pettyjohn, 1991
1,098	Rick Diggs, 1974
1,012	Dave Friese, 1981

Game Rushing Yardage

291	Bill Pettyjohn vs. New Haven, 1990
234	Bill Pettyjohn vs. New Haven, 1991
234	John Kuhn vs. Millersville, 2004
230	John Kuhn vs. California (Pa.), 2002
206	Darrell Yarberough vs. California (Pa.), 1975
195	Dave Brown vs. Slippery Rock, 2001
188	Roshaan McCain vs. Millersville, 2009
184	John Kuhn vs. Clarion, 2002
182	Rick Diggs vs. West Virginia Tech, 1974
179	Ed Hammers vs. Brockport, 1967
175	Luther Burns vs. West Chester, 1958
173	Ben Sampson vs. James Madison, 1983
173	John Kuhn vs. Clarion, 2003
169	Bill Lewis vs. Kutztown, 1960
168	John Kuhn vs. East Stroudsburg, 2003
168	John Kuhn vs. California (Pa.), 2004
166	John Kuhn vs. Lock Haven, 2003
165	Ed Hammers vs. Bloomsburg, 1966
163	Fred Glasgow vs. California (Pa.), 1978
163	John Kuhn vs. Bloomsburg, 2003
161	Fred Glasgow vs. Slippery Rock, 1977
160	Johnny Seigle vs. Millersville, 1973
160	Bob Plummer vs. Edinboro, 1987
160	Brian Fordyce vs. Bloomsburg, 1992
159	Bill Lewis vs. Clarion, 1961
158	Ryan Hartley vs. Kutztown, 2000
157	Luther Burns vs. West Chester, 1958
156	John Kuhn vs. Slippery Rock, 2004
155	Bill Lewis vs. Mansfield, 1961
154	Nick Cutro vs. California, 1957
154	Dave Friese vs. Lock Haven, 1981
154	David McLendon vs. Millersville, 1993
153	Ed Hammers vs. Brockport, 1966
152	Rick Diggs vs. Kutztown, 1974
152	John Kuhn vs. Indiana, 2003
150	Darrell Yarberough vs. Lock Haven, 1975

Rushing

Year	Player	Rushes	Yards
1950	Dick Kopec	69	335
1951	Hershuel Ulrich	40	419
1952	Ray Ellis	76	473
1953	Spencer Keyes	66	588
1954	James Miller	82	426
1955	Don Stankus	75	452
1956	John Conner	117	706
1957	Nick Cutro	36	474
1958	John Freeland	73	355
1959	Mel Williams	51	352
1960	Bill Lewis	61	492
1961	Bill Lewis	103	664
1962	Jim Childs	111	525
1963	Ralph Freeland	125	530
1964	Joe McLean	97	479
1965	Ed Hammers	95	495
1966	Ed Hammers	158	745
1967	Ed Hammers	153	695
1968	Lou Orndorff	92	376
1969	Fred Keyes	82	323
1970	Fred Keyes	128	414
1971	Bucky Campbell	70	234
1972	Johnny Seigle	151	622
1973	Rick Diggs	153	537
1974	Rick Diggs	274	1,098
1975	Darrell Yarberough	170	751
1976	Fred Glasgow	220	990
1977	Fred Glasgow	201	771
1978	Fred Glasgow	164	521
1979	Steve Moskowitz	77	474

Year	Player	Rushes	Yards
1980	Dave Friese	202	727
1981	Dave Friese	251	1,012
1982	Ben Sampson	144	550
1983	Tom Miller	107	503
1984	Tom Miller	163	601
1985	Frank Van Buren	178	741
1986	Frank Van Buren	138	501
1987	Bob Plummer	144	534
1988	Bob Plummer	162	602
1989	Bob Plummer	157	716
1990	Bill Pettyjohn	155	933
1991	Bill Pettyjohn	225	1,101
1992	Seth Holderman	94	448
1993	David McLendon	162	709
1994	Seth Holderman	126	419
1995	Mark Madson	101	405
1996	Rajahn Bass	75	446
1997	Mark Madson	137	680
1998	Jeremy Brubaker	121	625
1999	Jeremy Brubaker	163	795
2000	Ryan Hartley	161	743
2001	Dave Brown	127	785
2002	John Kuhn	243	1,368
2003	John Kuhn	294	1,500
2004	John Kuhn	293	1,487
2005	Aaron Dykes	147	628
2006	Aaron Dykes	139	514
2007	Aaron Dykes	125	634
2008	Kevin Marshall	108	453
2009	Kevin Herod	188	727

Note: **Bold** indicates the school record



Ed Hammers '67

Team Passing

Most Attempts

Game:	60 vs. Edinboro, 1983
	56 vs. Bloomsburg, 1967
	54 vs. Indiana (Pa.), 1983
	51 vs. Edinboro, 1982
	51 vs. Slippery Rock, 1982
	50 vs. Hillsdale, 1964
Season:	385 (1992)
	379 (2007)
	365 (1983)
	341 (1982)

Most Completions

Game:	39 vs. Edinboro (1983)
	29 vs. Bloomsburg (1967)
	29 vs. Edinboro (1982)
	29 vs. Slippery Rock (1982)
Season:	197 (1983)
	189 (2007)
	186 (1982)
	181 (1999)
	179 (1992)
	170 (1998)
	150 (1990)

Highest Completion Percentage

Game	(min. 15 attempts):
	75.0 vs. California (Pa.), 1976 (12-of-16)
	(min. 25 attempts):
	69.2 vs. California (Pa.), 1977 (18-of-26)
Season:	59.0 (1981; 134-of-227)
	56.0 (1999; 181-of-323)
	55.3 (1954, 52-of-94)
	54.5 (1982; 186-of-341)
	54.0 (1988; 115-of-213)

Most Yards Gained

Game:	423 vs. Edinboro, 1983
	419 vs. Edinboro, 1999
	418 vs. Hillsdale, 1964
	388 vs. Bloomsburg, 1999
	383 vs. Edinboro, 1982
	369 vs. Lock Haven, 2007
	361 vs. Bloomsburg, 1982
	353 vs. Edinboro, 1986
	351 vs. Indiana (Pa.), 1982
	339 vs. Bloomsburg, 1967
	336 vs. Clarion, 1993
	336 vs. Clarion, 1999
	335 vs. Kutztown, 2009
Season:	3,071 (1999)
	2,785 (1998)
	2,573 (2009)
	2,491 (2007)
	2,462 (1982)
	2,448 (1992)
	2,300 (1983)

Average Per Game:

	279.2 (1999; 3071 in 11)
	253.2 (1998; 2785 in 11)

Average Per Completion

Game	(min. 200 yds.):
	28.3 vs. Lock Haven (2007; 13 for 369)
	28.3 vs. Slippery Rock (1988; 8 for 226)
Season:	21.08 (1955; 25 for 527)
Season	(min. 75 completions):
	19.1 (1997; 98 for 1,869)
	17.0 (1999; 181 for 3,071)
	16.4 (1998; 170 for 2,785)
	15.6 (2008; 138 for 2,153)
	15.4 (2009; 167 for 2,573)
	14.5 (2001; 108 for 1,564)
	14.4 (1988; 115 for 1,656)
	14.3 (2003; 121 for 1,733)

Touchdown Passes

Game:	6 vs. C.W. Post, 1981
	6 vs. Edinboro, 1999
	6 vs. Millersville, 2009
	5 vs. Edinboro, 1986
	5 vs. Clarion, 2000
Season:	28 (1998)
	28 (1999)
	28 (2009)
	22 (1982)

Highest Passing Efficiency Rating

Game:	(min. 200 yards):
	273.06 vs. Edinboro, 1999 (26 att., 16 comp., 61.5%; 0 int., 419 yds.; 6 TDs)
	268.34 vs. Slippery Rock, 1988 (13 att., 8 comp. 61.5%, 1 int., 226 yds. 3 TDs)
Season:	168.5 (1954, 94 attempts, 52 completions, 5 interceptions, 55.3 percent, 796 yards, 15 touchdowns) (min. 200 attempts)
	160.17 (1999, 323 attempts, 181 completions, 7 interceptions, 56.0 percent; 3,071 yards, 28 touchdowns)
	154.00 (1981, 227 attempts, 134 completions, 6 interceptions, 59.0 percent; 1,885 yards, 21 touchdowns)



Chris Gicking '00

Individual Passing

Passes Attempted

Game:	59, Mark Beans vs. Edinboro, 1983
Season:	378, Brian Gilbert, 1992
Career:	1,013, Brian Gilbert, 1990-92

Passes Completed

Game:	39, Mark Beans vs. Edinboro, 1983
Season:	180, Tim Ebersole, 1982
Career:	462, Brian Gilbert, 1990-92

Most Consecutive Passes Completed

13, Mark Beans vs. Edinboro, 1983

Passing Yards

Game:	423, Mark Beans vs. Edinboro, 1983
Season:	2,832, Chris Gicking, 1999
Career:	6,365, Chris Gicking, 1998-2000

Passing Yards Per Game

Season:	257.5, Chris Gicking, 1999
Career:	198.9, Chris Gicking, 1998-2000

Touchdown Passes

Game:	5, Tim Ebersole vs. C.W.Post, 1981
	5, Rob Klock vs. Edinboro, 1986
	5, Chris Gicking vs. Clarion, 2000
	5, Chad DiFebbo vs. Millersville, 2009
Season:	27, Chad DiFebbo, 2009
Career:	65, Chris Gicking, 1998-2000

Touchdown pass in consecutive games:

14, Tim Ebersole, 1981-82
14, Chad DiFebbo, 2008-09

Most Interceptions Thrown

Game:	5, Steve Ecker vs. Hillsdale, 1964
	5, Dan Baumann vs. West Liberty, 1976
	5, Tim Ebersole vs. Slippery Rock, 1982
	5, Mark Beans vs. Edinboro, 1983
	5, Brian Gilbert vs. Slippery Rock, 1990
Season:	20, Tim Ebersole, 1982
Career:	49, Brian Gilbert, 1990-92

Consecutive Passes Without an Interception

104, Tony Gomez, 2003-04

Yards Per Completion

Season:	17.27, Chris Gicking, 1999
Career:	15.75, Chris Gicking, 1998-2000

Yards Per Attempt

Season:	9.63, Chris Gicking, 1999
Career:	8.18, Chris Gicking, 1998-2000

Highest Completion Percentage

Season:	59.9, Tim Ebersole, 1981
Career:	55.4, Tim Ebersole, 1979-82

Pass Efficiency Rating

Season:	161.3, Chris Gicking, 1999
Career:	143.1, Chris Gicking, 1998-2000

Longest Pass Play

99, Tim Ebersole to Ed Noon vs. Indiana (Pa.), 1982
93, Mike Carver to Mike Buglia vs. Edinboro, 1994

90, Scott Knudson to Rene Posey vs. Indiana, 1976
86, Brian Gilbert to Winston Horshaw vs. Lock Haven, 1991
85, Scott Knudson to Steve Looney vs. Bloomsburg, 1978
84, Tim Ebersole to Ed Noon vs. Bloomsburg, 1982
84, Chad DiFebbo to Mike Harris vs. East Stroudsburg, 2009
82, Steve Muchowski to Jeff Lucas vs. Slippery Rock, 1988
81, Chad DiFebbo to Chase DiFebbo vs. C. W. Post, 2008
78, Tim Ebersole to Ed Noon vs. Virginia Union, 1981
78, Gabe Maiocco to Tim DeVanney vs. Lock Haven, 2007

Career Passing Yardage

6,365	Chris Gicking, 1998-2000
6,205	Brian Gilbert, 1990-92
5,703	Mike Carver, 1994-97
4,658	Tim Ebersole, 1979-82
4,597	Chad DiFebbo, 2006-09
3,524	Scott Knudson, 1976-78
3,352	Steve Bumgarner, 1966-68
3,287	Gabe Maiocco, 2006-07
2,634	Mark Beans, 1981-84
2,633	Bill Roth, 1982-83, 85-86
2,629	Steve Muchowski, 1987-88

Season Passing Yardage

2,832	Chris Gicking, 1999
2,507	Chad DiFebbo, 2009
2,448	Brian Gilbert, 1992
2,426	Gabe Maiocco, 2007
2,402	Tim Ebersole, 1982
1,982	Brian Gilbert, 1991
1,966	Chad Difebbo, 2008
1,906	Scott Knudson, 1978
1,851	Tim Ebersole, 1981
1,777	Chris Gicking, 2000
1,775	Brian Gilbert, 1990
1,756	Chris Gicking, 1998

Game Passing Yardage

423	Mark Beans vs. Edinboro, 1983
398	Steve Ecker vs. Hillsdale, 1964
388	Chris Gicking vs. Bloomsburg, 1999
383	Tim Ebersole vs. Edinboro, 1982
369	Gabe Maiocco vs. Lock Haven, 2007
353	Rob Klock vs. Edinboro, 1986
351	Tim Ebersole vs. Indiana (Pa.), 1982
339	Steve Bumgarner vs. Bloomsburg, 1967
336	Brian Curnow vs. Clarion, 1993
336	Chris Gicking vs. Clarion, 1996
335	Chad DiFebbo vs. Kutztown, 2009
327	Tim Ebersole vs. Slippery Rock, 1982
321	Chad DiFebbo vs. Millersville, 2008
320	Tim Ebersole vs. Bloomsburg, 1982
316	Chris Gicking vs. Edinboro, 1999
312	Chris Gicking vs. West Chester, 1999
305	Scott Knudson vs. Bloomsburg, 1978
304	Mark Beans vs. Clarion, 1984
303	Mike Carver vs. Clarion, 1996
303	Chris Gicking vs. Clarion, 2000

Passing	Att	Cmp	Yds	TD	
1950	Dick Kopec	56	27	353	2
1951	Dick Kopec	60	26	331	5
1952	Ed Stoken	68	30	503	11
1953	Percy Grimes	52	17	364	7
1954	Percy Grimes	46	26	391	7
1955	John Conner	29	17	287	0
1956	Bill Herigan	55	26	400	1
1957	Bill Herigan	46	16	283	3
1958	Ted McGee	58	26	375	2
1959	Bob Gribble	94	40	593	4
1960	Harold Hunter	101	49	435	3
1961	Harold Hunter	61	34	372	2
1962	Harold Hunter	61	27	319	3
1963	Don Jacobs	85	44	614	6
1964	Steve Ecker	138	74	1,241	9
1965	Steve Ecker	168	81	1,006	9
1966	S. Bumgarner	190	94	1,241	12
1967	S. Bumgarner	176	88	1,014	10
1968	S. Bumgarner	169	81	1,097	9
1969	Ron Finley	178	90	1,081	6
1970	Jim Monos	230	105	1,339	12
1971	Jim Monos	99	53	729	6
1972	Lou Hoover	52	24	429	3
1973	Randy Stamets	94	42	536	6
1974	Randy Stamets	103	45	668	6
1975	Bob Nelson	224	108	1,505	12
1976	Scott Knudson	138	74	1,030	5
1977	Scott Knudson	132	58	588	5
	Bob Nelson	89	42	633	5
1978	Scott Knudson	260	140	1,906	13
1979	Bob Potts	217	102	1,300	8
1980	Bob Potts	177	81	1,028	9
1981	Tim Ebersole	217	130	1,851	20
1982	Tim Ebersole	330	180	2,402	22
1983	Mark Beans	243	139	1,665	10
1984	Mark Beans	142	71	920	5
	Dan Carey	117	63	736	5
1985	Bill Roth	168	78	1,059	4
	Dan Carey	107	58	641	6
1986	Bill Roth	169	77	1,082	7
	Rob Klock	156	85	1,032	9
1987	S. Muchowski	158	82	1,007	1
1988	S. Muchowski	208	112	1,622	8
1989	Rob Klock	188	85	1,010	5
1990	Brian Gilbert	316	142	1,775	9
1991	Brian Gilbert	319	142	1,982	13
1992	Brian Gilbert	378	179	2,448	11
1993	Brian Curnow	244	122	1,572	12
1994	Mike Carver	207	97	1,430	10
1995	Mike Carver	231	93	1,408	8
1996	Mike Carver	243	114	1,581	9
1997	Mike Carver	169	76	1,284	9
1998	Chris Gicking	211	110	1,756	21
1999	Chris Gicking	294	164	2,832	25
2000	Chris Gicking	273	130	1,777	19
2001	Jim Buffington	206	96	1,341	11
2002	Tyler Novak	191	87	1,200	10
2003	Rick Henshaw	226	118	1,674	14
2004	Tony Gomez	183	82	1,564	15
2005	Tony Gomez	194	85	1,072	7
2006	Gabe Maiocco	161	63	861	5
	Tony Gomez	131	59	783	5
2007	Gabe Maiocco	336	183	2,456	10
2008	Chad DiFebbo	272	124	1,966	18
2009	Chad DiFebbo	314	160	2,507	27

Note: **Bold** indicates the school record

Individual Receiving

Receptions

Game:	13, Al Bowman vs. Indiana (Pa.), 1969
	13, Jamie Ware vs. West Chester, 1999
Season:	74, Jamie Ware, 1999
Career:	197, Mike Harris, 2005, 2007-09

Receptions by a Running Back

Game:	10, Frank Van Buren vs. Bloomsburg, 1986
	10, Winston Horshaw vs. Bloomsburg, 1993
Season:	39, Winston Horshaw, 1993
Career:	99, Tom Coleman, 1992-95

Receptions by a Tight End

Game:	7, Todd Chronister vs. Edinboro, 1976
	7, Dave Peck vs. Edinboro, 1985
	7, Dave Peck vs. Indiana, 1986
Season:	38, Todd Chronister, 1978
Career:	102, Todd Chronister, 1976-79

Receiving Yards

Game:	236, Jamie Ware vs. Clarion, 1998
Season:	1,334, Jamie Ware, 1999
Career:	3,442, Jamie Ware, 1996-99

Receiving Yards Per Game

Season:	121.3, Jamie Ware, 1999
Career:	82.2, Al Bowman (1968-70)

Yards Per Catch

Season:	28.8, Patrick Ferguson, 2004
Career:	19.5, Mike Buglia (1993-96)

Touchdown Passes Caught

Game:	4, Joe Nagy vs. Shepherd, 1965
Season:	15, Jamie Ware, 1998
Career:	26, Jamie Ware, 1996-99

Most Games Catching a Touchdown Pass

Season:	10, Ed Noon, 1981
Career:	20, Mike Harris, 2005, 2007-09

Consecutive Games Catching a Touchdown Pass

Season:	10, Ed Noon, 1981
---------	-------------------

100-yard Receiving Games:

Season:	6, Ed Minogue, 1992
	6, Jamie Ware, 1998
	6, Jamie Ware, 1999
Career:	15, Jamie Ware, 1996-99

Consecutive 100-yard Receiving Games:

Season:	5, Ed Minogue, 1992
---------	---------------------

Career Receptions

197	Mike Harris, 2005, 2007-09
184	Jamie Ware, 1996-99
163	Jeff Zubia, 1980-83
141	Al Bowman, 1968-70
130	Tad Pribula, 1988-91
121	Mike Buglia, 1993-96
103	Melvin Scott, 1997-2000
102	Todd Chronister, 1976-79
99	Averell Harris, 1974-76
99	Tom Coleman, 1992-95
92	Patrick Ferguson, 2002-06

Season Receptions

74	Jamie Ware, 1999
69	Jamie Ware, 1998
68	Jeff Zubia, 1982
66	Mike Harris, 2008
62	Mike Harris, 2009
57	Mike Harris, 2007
52	Al Bowman, 1969
52	Ed Minogue, 1992
51	Jeff Zubia, 1983
49	Averell Harris, 1975
48	Tad Pribula, 1991
46	Ed Noon, 1981
45	Joe Nagy, 1965
45	Al Bowman, 1970
45	Tyrone Reed, 1983
45	Mike Buglia, 1996



Averell Harris '76



Jamie Ware '99

Individual Receiving (cont.)

Game Receptions

13	Al Bowman vs. Indiana (Pa.), 1969
13	Jamie Ware vs. West Chester, 1999
11	Jeff Zubia vs. Edinboro, 1982
11	Jeff Zubia vs. Slippery Rock, 1982
10	Frank Van Buren vs. Bloomsburg, 1986
10	Tad Pribula vs. Bloomsburg, 1991
10	Winston Horshaw vs. Bloomsburg, 1993
10	Mike Harris vs. Millersville, 2008

Career Receiving Yardage

3,442	Jamie Ware, 1996-99
3,000	Mike Harris, 2005, 2007-09
2,358	Mike Buglia, 1993-96
2,246	Jeff Zubia, 1980-83
1,972	Al Bowman, 1968-70
1,900	Patrick Ferguson, 2002-06
1,899	Melvin Scott, 1997-2000
1,883	Tad Pribula, 1988-91
1,677	Averell Harris, 1974-76
1,563	Ed Noon, 1980-82

Season Receiving Yardage

1,334	Jamie Ware, 1999
1,262	Jamie Ware, 1998
1,018	Mike Harris, 2009
1,014	Mike Harris, 2008
958	Ed Minogue, 1992
954	Averell Harris, 1975
866	Jeff Zubia, 1982
861	Mike Buglia, 1996
816	Ed Noon, 1981
779	Mike Harris, 2007
776	Jeff Zubia, 1983
773	Al Bowman, 1968

Game Receiving Yardage

236	Jamie Ware vs. Clarion, 1998
210	Jamie Ware vs. West Chester, 1999
188	Jamie Ware vs. Clarion, 1999
184	Frank Van Buren vs. California (Pa.), 1986
183	Mike Buglia vs. Kutztown, 1996
180	Jamie Ware vs. Edinboro, 1999
176	Winston Horshaw vs. Lock Haven, 1991
172	Averell Harris vs. Millersville, 1975
172	Mike Harris vs. Kutztown, 2008
167	Chase Difebbo vs. California (Pa.), 2009
167	Jeff Zubia vs. Edinboro, 1982
158	Melvin Scott vs. Bloomsburg, 1999

Receiving	Rec	Yds	TD	
1950	Ken Dapp	18	320	5
1951	Bill Minnick	10	172	2
1952	Hershuel Ulrich	10	202	3
1953	R. Finkenbinder	6	166	4
	Ed Moore	6	132	3
1954	James Shumate	5	105	4
1955	Don Stankus	6	134	1
1956	James Baker	20	389	1
1957	John Freeland	6	109	0
1958	Ron Rock	13	245	2
1959	John Freeland	25	472	7
1960	John Kiracoffe	16	144	0
1961	Bill Lewis	17	174	1
1962	Hal Kinsey	15	217	4
1963	Hal Kinsey	20	281	1
	Joe Nagy	20	233	3
1964	Joe Baker	25	404	1
1965	Joe Nagy	45	666	9
1966	John Monsell	36	514	6
1967	John Monsell	27	326	2
1968	Al Bowman	44	773	6
1969	Al Bowman	52	604	4
1970	Al Bowman	45	595	7
1971	Ralph Farina	31	425	4
1972	Don Boring	14	284	3
1973	Leroy Galloway	23	183	2
1974	Angelo Venditti	16	281	4
	Rene Posey	16	130	2
1975	Averell Harris	49	954	9
1976	Averell Harris	36	525	1
1977	Todd Chronister	19	172	2
1978	Todd Chronister	38	403	1
1979	Dave Mengle	32	434	3

Receiving	Rec	Yds	TD	
1980	Kevin Fields	27	417	2
1981	Ed Noon	46	816	12
1982	Jeff Zubia	68	866	8
1983	Jeff Zubia	51	776	6
1984	Tyrone Reed	38	610	2
1985	Dave Peck	32	350	2
1986	Jeff Lucas	31	418	5
	Frank Van Buren	31	385	3
1987	Bob Plummer	24	262	0
1988	Jeff Lucas	22	557	5
1989	T. J. Santos	33	407	1
1990	Tad Pribula	40	637	4
1991	Tad Pribula	48	675	4
1992	Ed Minogue	52	958	6
1993	Winston Horshaw	39	474	1
1994	Mike Buglia	28	609	5
1995	Mike Buglia	33	658	6
1996	Mike Buglia	45	861	6
1997	Jamie Ware	30	686	1
1998	Jamie Ware	69	1,262	15
1999	Jamie Ware	74	1,334	10
2000	Melvin Scott	43	685	10
2001	Dave Brown	21	294	2
2002	Brandon Saner	16	233	1
	Joel Gamble	16	233	0
2003	Patrick Ferguson	28	523	6
2004	Patrick Ferguson	25	721	7
2005	Walter Crump	37	361	1
2006	Patrick Ferguson	34	594	7
2007	Mike Harris	57	779	4
2008	Mike Harris	66	1,014	10
2009	Mike Harris	62	1,108	10

Note: **Bold** indicates the school record



Jeff Zubia

Team Scoring

Most Points

Game:	73 vs. Lock Haven, 1995 (10 TDs, 10 PAT, 1 FG)
	71 vs. Millersville, 1924 (10 TDs, 9 PAT, 1 Safety)
	68 vs. Millersville, 1926
	68 vs. Cheyney, 1954
	68 vs. Lock Haven, 1999

Season:	398 (1999)
	393 (2009)
	352 (1998)
	346 (1991)
	319 (1981)

Average Per Game:	38.0 (1952; 266 in 7 games)
--------------------------	-----------------------------

Most Points Scored in a Loss

	55 vs. Indiana (Pa.), 1996 (L, 55-62)
--	---------------------------------------

Most Combined Points in a Game

	119 vs. Edinboro, 1986 (Edinboro 66, Shippensburg 53)
--	--

Most Touchdowns

Game:	10, (8 times, last vs. Lock Haven, 1999)
Season:	53 (1999)

PAT Kicks

Game:	10 vs. Lock Haven, 1995
Season:	48 (2004)

Two-Point Conversions Attempted

Season:	9 (1967)
----------------	----------

Two-Point Conversions

Season:	6 (1967, 1970)
----------------	----------------

Field Goals Attempted

Game:	6 vs. Millersville, 1987
Season:	18 (1991, 2005)

Field Goals Made

Game:	4 vs. Slippery Rock, 1983
	4 vs. Bloomsburg, 1989
	4 vs. Slippery Rock, 1990
	4 vs. California (Pa.), 2004
	4 vs. Lock Haven, 2005
Season:	15 (1990)

Safeties

Game:	2 vs. East Stroudsburg, 1954
	2 vs. California (Pa.), 1991
Season:	3 (1954)
	3 (1991)



Jamie Reder '07

Individual Scoring

Most Points Scored

Game:	36, Jack Green vs. Kutztown, 1931
	36, John Kuhn vs. California (Pa.), 2002
Season:	132, John Kuhn, 2003
Career:	322, John Kuhn, 2001-04

Most Touchdowns

Game:	6, Jack Green vs. Kutztown, 1931
	6, John Kuhn vs. California (Pa.), 2003
Season:	22, John Kuhn, 2003
Career:	53, John Kuhn, 2001-04

Most Points by Kicking

Game:	14 Jamie Reder vs. California (Pa.), 2004
	14, Jamie Reder vs. Lock Haven, 2005
Season:	77, Kyler Ford, 2009
Career:	230, Howie Guarini, 1988-91

Extra Points Attempted

Game:	10, Joel Yohn vs. Lock Haven, 1995
	10, Glenn Bailey vs. Millersville, 1924
Season:	48, Kyler Ford, 2009
Career:	147, Craig Lough, 1998-2000, 2002

Extra Points Made

Game:	10, Joel Yohn vs. Lock Haven, 1995
Season:	47, Kyler Ford, 2009
Career:	131, Craig Lough, 1998-2000, 2002

Extra Point Accuracy

Game:	100.0, Joel Yohn vs. Lock Haven, 1995 (10-of-10)
	100.0, Kyler Ford at Millersville, 2009 (9-of-9)
Season:	100.0, Howie Guarini, 1988 (23-of-23)
Career:	94.1, Howie Guarini, 1988-91 (95-of-101)

Field Goals Attempted

Game:	6, Janne Janhonen vs. Millersville, 1987
Season:	18, Howie Guarini, 1991
	18, Jamie Reder, 2005
Career:	61, Howie Guarini, 1988-91

Field Goals Made

Game:	4, Barry Jackson vs. Slippery Rock, 1984
	4, Howie Guarini vs. Bloomsburg, 1989
	4, Howie Guarini vs. Slippery Rock, 1990
	4, Jamie Reder vs. California (Pa.), 2004
	4, Jamie Reder vs. Lock Haven, 2005
Season:	17, Jamie Reder, 2005
Career:	45, Howie Guarini, 1988-91

Field Goal Accuracy

Season:	94.5, Jamie Reder (2005)
Career:	75.9, Jamie Reder (2004-07)

Longest Field Goal Made

	48, Barry Jackson vs. Slippery Rock, 1984
--	---

Consecutive Field Goals Made

Season:	9, Jamie Reder (2004)
----------------	-----------------------

Consecutive Games Kicking a Field Goal

Season:	10, Howie Guarini (1988-89)
----------------	-----------------------------

Consecutive Extra Points Made

Season:	44, Kyler Ford, 2009
----------------	----------------------

Career Scoring

322	John Kuhn, 2001-04
244	Jamie Reder, 2004-07
230	Howie Guarini, 1988-91
203	Craig Lough, 1998-2000, 2002
194	Joel Yohn, 1992-95
184	Fred Glasgow, 1976-78
177	Jeff Auker, 1980-83
166	Mike Erlandson, 1996-99
162	Jack Green, 1928-31
162	Jamie Ware, 1996-99
160	Dave Friese, 1978-81

Individual Scoring (cont.)

Season Scoring

132	John Kuhn, 2003
100	John Kuhn, 2002
96	Bill Pettyjohn, 1991
94	Dave Friese, 1981
90	Jack Green, 1931
84	Dave Brown, 2001
84	John Kuhn, 2004
80	Jack Conner, 1956
78	Rick Diggs, 1974
78	Ed Noon, 1981
77	Kyler Ford, 2009
74	Fred Glasgow, 1977
74	Jamie Reder, 2004

Game Scoring

36	Jack Green vs. Kutztown, 1931
36	John Kuhn vs. California (Pa.), 2002
30	Jack Green vs. Bloomsburg, 1931
30	Phil Brehm vs. Millersville, 1932
30	John Kuhn vs. Clarion, 2004

Career Field Goals

45	Howie Guarini, 1988-91
44	Jamie Reder, 2004-07
35	Joel Yohn, 1992-95
27	Jeff Auker, 1980-83
24	Craig Lough, 1998-2000, 2002
19	Barry Jackson, 1983-86
17	Jim Curley, 1975-78

Season Field Goals

17	Jamie Reder, 2005
15	Howie Guarini, 1990
13	Howie Guarini, 1989
11	Joel Yohn, 1992
10	Jeff Auker, 1980
10	Barry Jackson, 1984
10	Howie Guarini, 1991
10	Jamie Reder, 2004
10	Kyler Ford, 2009

Longest Field Goals

48	Barry Jackson vs. Slippery Rock, 1984
47	Howie Guarini vs. Bloomsburg, 1991
47	Joel Yohn vs. West Chester, 1992
47	Joel Yohn vs. Edinboro, 1994
47	Joel Yohn vs. Kutztown, 1995
46	Ron Wilsbach vs. Shepherd, 1964
45	Dave Williams vs. California (Pa.), 1966
45	Jeff Auker vs. C.W. Post, 1983
45	Janne Janhonen vs. Millersville, 1987

Scoring		TD	PAT	FG	PTS
1950	Ken Dapp	5	1	0	31
1951	Ed Gerlock	7	0	0	42
1952	Charlie Mills	7	0	0	42
1953	Hershuel Ulrich	9	0	0	54
	Spencer Keyes	9	0	0	54
1954	Spencer Keyes	8	0	0	48
1955	Don Stankus	6	7	0	43
1956	John Conner	13	2	0	80
1957	Larry Rhone	6	11	0	47
1958	Luke Burns	5	0	0	30
1959	John Freeland	7	0	0	42
1960	Bill Lewis	5	0	0	30
1961	Bill Lewis	9	0	0	54
1962	Jim Childs	7	0	0	42
1963	Ralph Freeland	5	0	0	30
1964	Steve Ecker	6	0	0	36
1965	Joe Nagy	9	0	0	54
1966	Steve Bumgarner	6	0	0	36
	John Monsell	6	0	0	36
1967	Ed Hammers	10	13	0	73
1968	Al Bowman	6	0	0	36
1969	Ron Finley	6	2	0	38
1970	Al Bowman	7	6	0	48
1971	Ralph Farina	4	0	0	24
1972	Johnny Seigle	4	0	0	24
1973	Rick Diggs	4	2	0	26
1974	Rick Diggs	13	0	0	78
1975	Averell Harris	9	0	0	54
1976	Fred Glasgow	10	0	0	60
1977	Fred Glasgow	12	2	0	74
1978	Fred Glasgow	8	2	0	50

Scoring		TD	PAT	FG	PTS
1979	Scott Flinn	6	2	0	38
1980	Jeff Auker	0	22	10	52
1981	Dave Friese	15	4	0	94
1982	Ed Noon	9	0	0	54
1983	Jeff Auker	0	17	8	41
1984	Barry Jackson	0	16	10	46
1985	Frank Van Buren	9	0	0	54
1986	Frank Van Buren	6	2	0	38
1987	Bob Plummer	8	0	0	48
1988	Howie Guarini	0	23	7	44
1989	Howie Guarini	0	14	13	53
1990	Howie Guarini	0	20	15	65
1991	Bill Pettyjohn	16	0	0	96
1992	Joel Yohn	0	17	11	50
1993	Joel Yohn	0	21	7	42
1994	Joel Yohn	0	25	8	49
1995	Joel Yohn	0	26	9	53
1996	Justin Wallace	0	22	8	46
1997	Mike Erlandson	6	0	0	36
1998	Jamie Ware	15	0	0	90
1999	Mike Erlandson	12	0	0	72
2000	Melvin Scott	10	0	0	60
2001	Dave Brown	14	0	0	84
2002	John Kuhn	16	4	0	100
2003	John Kuhn	22	0	0	132
2004	John Kuhn	14	0	0	84
2005	Jamie Reder	0	20	17	71
2006	Jamie Reder	0	28	8	52
2007	Aaron Dykes	11	0	0	66
2008	Mike Harris	10	0	0	60
2009	Kyler Ford	0	47	10	77

Note: **Bold** indicates the school record



Howie Guarini '91

TOTAL OFFENSE RECORDS

Team Total Offense

Plays

Game:	104 vs. C.W. Post, 1981 (72 rushes, 32 passes)
	98 vs. James Madison, 1983 (65 rushes, 33 passes)
	90 vs. Kutztown, 1980 (67 rushes, 23 passes)
	90 vs. Lock Haven, 1981 (72 rushes, 18 passes)
	90 vs. Edinboro, 1983 (30 rushes, 60 passes)
Season:	838 (1981)
	834 (2009)
	825 (2003)
	818 (2003)
	817 (1983)
	812 (2007)
	802 (1991)

First Downs

Game:	32 vs. C.W. Post (1981)
	32 vs. California (Pa.) (1998)
Season:	247 (1999)

Yards Gained

Game:	749 vs. Lock Haven, 2007 (380 rush, 369 passing)
	644 vs. California (Pa.), 1998 (351 rushing, 293 passing)
	606 vs. Bloomsburg, 1981 (298 rushing, 308 passing)
	605 vs. East Stroudsburg, 1998 (358 rushing, 247 passing)
	583 vs. Lock Haven, 1995 (333 rushing, 250 passing)
	576 vs. Lock Haven, 2003 (349 rushing, 227 passing)
	566 vs. Millersville, 2009 (354 rushing, 212 passing)
Season:	4,951 (1999)
	4,713 (1998)
	4,365 (2003)
	4,343 (1981)
	3,910 (2002)

Average Per Game:

450.1 (1999; 4,951 in 11 games)

Average Yards Per Play

Season: 6.32 (1999; 4,951 in 783)

Most Combined Yards in a Game

1,101; Shippensburg (487) vs. Edinboro (614), 1986

Individual Total Offense

Most Plays

Game:	78, Chad DiFebbo vs. Shepherd (2009)
Season:	434, Brian Gilbert (1992)
Career:	1,231, Mike Carver (1994-97)

Most Yards

Game:	438, Mark Beans vs. Edinboro (1983)
Season:	2,631, Chris Gicking (1999)
Career:	6,135, Mike Carver (1994-97)

Most Yards Per Game

Season:	246.3, Tim Ebersole (1982)
Career:	189.4, Chris Gicking (1998-2000)

Most Yards Per Play

Season:	7.7, Steve Ecker (1964)
Career:	6.6, Chris Gicking (1998-2000)

Touchdowns

Game:	7, Jack Green vs. Kutztown (1931)
Season:	28, Chad DiFebbo (2009)
Career:	66, Chris Gicking (1998-2000)

100 Yards Rushing and Passing in the Same Game

255, Ralph Sassaman vs. Lock Haven, 1965
(127 rush, 128 pass)

Career Total Offense

6,135	Mike Carver, 1994-97
6,060	Chris Gicking, 1998-2000
5,532	Brian Gilbert, 1990-92
5,189	Tim Ebersole, 1979-82
4,732	Chad DiFebbo, 2006-09
4,685	John Kuhn, 2001-04
3,499	Tony Gomez, 2003-06
3,425	Scott Knudson, 1976-78
3,059	Steve Bumgarner, 1966-68
2,925	Steve Muchowski, 1987-88

Season Total Offense

2,631	Chris Gicking, 1999
2,614	Chad DiFebbo, 2009
2,463	Tim Ebersole, 1982
2,304	Gabe Maiocco, 2007
2,177	Tim Ebersole, 1981
2,139	Brian Gilbert, 1992
1,993	Chad DiFebbo, 2008
1,885	Steve Muchowski, 1988
1,849	Scott Knudson, 1978
1,815	Rick Henshaw, 2003
1,782	Brian Gilbert, 1991
1,726	Mark Beans, 1983

Game Total Offense

438	Mark Beans vs. Edinboro, 1983
423	Steve Ecker vs. Hillsdale, 1964
384	Chris Gicking vs. Bloomsburg, 1999
368	Tim Ebersole vs. Edinboro, 1982
363	Gabe Maiocco vs. Lock Haven, 2007



Brent Grimes

Team Punt Returns

Game (since 1972):

9 vs. California (Pa.), 1975
9 vs. West Liberty, 1989
9 vs. Lock Haven, 2000
Season: 45 (1980, 411 yards)

Most Yards Gained

Game: 219 vs. West Liberty, 1989 (9 returns)
178 vs. Bloomsburg, 1989 (5 returns)
149 vs. Lock Haven, 2000 (9 returns)
144 vs. Kutztown, 2003 (5 returns)
120 vs. California, 1975 (9 returns)
Season: 578, (2003, 35 returns)
449, (1975, 31 returns)

Average Per Game:

52.5 (2003; 578 in 11)
41.1 (1980; 411 in 10)
40.8 (1975; 449 in 11)

Highest Average Per Return

Game (min. 5 returns): 35.6 vs. Bloomsburg, 1989 (5 for 178)
Season: 16.5 (2003; 35 for 578)

Most Touchdowns

Game: 2 vs. Kutztown, Oct. 17, 1953
Season: 5, (1953)

Team Kickoff Returns

Game (since 1972):

9, five times (most recent vs. Clarion, 2000)
Season: 57 (1995)
50 (2007)
50 (1986)
47 (1996)
46 (2000)

Most Yards Gained

Game: 271 vs. Clarion (2000)
232 vs. Indiana (Pa.) (1996)
226 vs. East Stroudsburg (2008)
223 vs. Edinboro (1986)
206 vs. Edinboro (1989)
Season: 1,001 (1995, 57 returns)
978 (1991, 44 returns)
946 (2001, 40 returns)
935 (2008, 43 returns)
933 (1987, 43 returns)

Average per Return

Game (min. 2 returns) 87.5* (1952, vs. Cheyney, 2-175-2)
Season: 24.2 (2003, 25 for 606)
22.9 (1979, 28 for 641)
22.7 (1990, 41 for 930)
22.2 (1991, 44 for 978)
22.1 (1999, 37 for 818)

* In 1952, Shippensburg returned nine kickoffs. One of the returns is unknown. The other return yardage was 100, 100, 95, 90, 85, 65, 54, 19. The ninth was returned beyond the 40 yard line. The eight known returns went for 608 yards and an average of 76.0 yards per return. Even if the ninth return was zero yards, the minimum return average was 67.6.

Most Touchdowns

Game: 2 vs. Cheyney, 1952
Season: 5 (1952)

Individual Punt Returns

Most Returns

Game: 9, Deon Harrison vs. Lock Haven, 2000
Season: 40, Dave Friese, 1980
Career: 121, Dave Friese, 1978-81

Most Yardage on Returns

Game: 171, Winston Horshaw vs. West Liberty, 1989
Season: 508, Brent Grimes, 2005
Career: 1,133, Brent Grimes, 2002-05

Most Touchdowns on Returns

Game: 1, by several (most recent: Joe Wasyluk vs. Clarion, 1998)
Season: 2, Spencer Keyes, 1953
2, Dan Searer, 1974
Career: 3, Spencer Keyes, 1951-54
3, Dan Searer, 1972-74

Longest Punt Return

93, Winston Horshaw vs. West Liberty, 1989
--

Highest Return Average

Season: 19.3, Brent Grimes, 2003
Career: 14.0, Brent Grimes, 2002-05

Career Punt Return Average

14.0 Brent Grimes, 2002-05
13.7 Dan Searer, 1972-74
10.7 Winston Horshaw, 1988-89, 91, 93
11.0 Shawn Brown, 1991-92, 94-95
10.9 Deon Harrison, 1997-2000
9.8 Kevin Mylett, 1985-86
9.1 Jeff Sentz, 1975-77

Season Punt Return Average

19.3 Brent Grimes, 2003
17.4 Dan Searer, 1974
13.7 Brent Grimes, 2005
13.5 Winston Horshaw, 1988
13.2 Howard Chavous, 2005
12.9 Kevin Mylett, 1986
12.8 Patrick Ferguson, 2006

Longest Punt Returns

93 Winston Horshaw vs. West Liberty, 1989
88 Dan Searer vs. Bloomsburg, 1974
85 Charlie Mills vs. Indiana (Pa.), 1949
85 Charlie Mills vs. Kutztown, 1950
82 Hershuel Ulrich vs. Millersville, 1953
80 Brent Grimes vs. California (Pa.), 2005

Individual Kick Returns

Most Returns

Game: 7, Kevin Mylett vs. Slippery Rock, 1986
Season: 28, Ben Sampson, 1983
Career: 63, Mike Erlandson, 1996-99

Most Yardage on Returns

Game: 158, Mike Erlandson vs. Bloomsburg, 1997
Season: 604, Ben Sampson, 1983
Career: 1,488, Mike Erlandson, 1996-99

Most Touchdowns on Returns

Game: 1, by several (most recent: Kevin Marshall vs. East Stroudsburg, 2008)
Season: 2, Charlie Mills, 1952
2, Spencer Keyes, 1952
2, Hershuel Ulrich, 1953
2, Jerome Kater, 1976
2, Winston Horshaw, 1991
2, Tom Coleman, 1994
2, Dave Brown, 2001
2, Brent Grimes, 2003
Career: 4, Spencer Keyes, 1951-54
4, Dave Brown, 1997-98, 2000-01

Highest Return Average

Season: 35.7, Winston Horshaw, 1991
Career: 29.1, Jerome Kater, 1976-77

Career Kickoff Return Average

29.1 Jerome Kater, 1976-77
28.1 Dan Searer, 1972-74
27.4 Winston Horshaw, 1988-89, 1991, 1993
26.3 Brent Grimes, 2002-05

Season Kickoff Return Average

35.7 Winston Horshaw, 1991
32.3 Brent Grimes, 2003
29.7 Dwayne Jones, 1987
29.4 Jerome Kater, 1977
28.9 Howard Chavous, 2006
28.9 Jerome Kater, 1976
28.1 Dan Searer, 1974
28.0 Brent Grimes, 2005
27.4 Tom Coleman, 1994
27.0 Steve Cramer, 1978

Longest Kickoff Return

100 Spencer Keyes vs. Kutztown, 1952
100 Charlie Mills vs. Millersville, 1952
100 Tom Coleman vs. California (Pa.), 1994
100 Mike Erlandson vs. Bloomsburg, 1997
99 Brent Grimes at Shepherd, 2005
96 Howard Chavous vs. Kutztown, 2006

Team Defense

TOTAL DEFENSE

Fewest Yards Allowed

Game: -29 vs. Bridgewater (Va.), 1953
(-29 rush, 0 pass)

Season: 655 (1953)

Average Per Game:

81.9 (1953; 655 in 8 games)

Fewest Yards per Play

Season: 1.68 (1953, 390 plays for 655 yards)

SCORING DEFENSE

Fewest Points Allowed

Season: 15 (1936)

Most Shutouts

Season: 6 (1935, 1936, 1937)

Most Consecutive Shutouts

Season: 6 (Nov. 23, 1935 to Nov. 7, 1936)

Most Points Allowed

Game: 66 vs. Edinboro, 1986

Season: 355 (1996)

RUSHING DEFENSE

Fewest Yards Allowed

Game: -30 vs. Southern Connecticut (1954)

-29 vs. Bridgewater (1953)

-14 vs. Bloomsburg (1980)

-12 vs. Lock Haven (2000)

-5 vs. Millersville (1951)

-5 vs. Indiana (Pa.) (1951)

Season: 429 (1953)

Average Per Game:

53.6 (1953; 429 in 8 games)

Fewest Yards Per Carry

Season: 1.57 (1953; 272 for 429)

Most Tackles for Loss (since 1979)

Season: 96 (2003)

81 (1980)

79 (2008)

77 (2004)

74 (2002)

72 (2006)

71 (1992)

69 (2007)

63 (2005)

62 (1989)

PASSING DEFENSE

Fewest Yards Allowed

Game: -15, vs. Cheyney, 1951

(7 att., 2 comp. 1 int.)

0, vs. East Stroudsburg, 1951

(12 att., 0 comp., 2 int.)

0, vs. California (Pa.), 1951

(4 att., 0 comp., 1 int.)

0, vs. Wilson, 1953

(3 att., 0 comp., 1 int.)

0, vs. Bridgewater (Va.), 1953

(5 att., 0 comp., 1 int.)

Season: 226 (1953)

Average Per Game:

28.2 (1953, 226 in 8 games)

Fewest Yards Per Attempt

Game: -2.14 vs. Cheyney, 1951

0.0 (several times)

Season: 1.91 (1953; 118 for 226)

Lowest Completion Percentage

Game: 0.0 (several times)

Season: 24.1 (1956; 26 of 108)

Fewest Touchdowns Allowed

Season: 0 (1953)

Lowest Passing Efficiency Rating

Game: -66.7 vs. Wilson, 1953

(3 att., 0 comp., 1 int., 0 yards, 0 TDs)

Season: 3.38 (1953; 31-118-226-10-23,

26.3 percent; 23 int., 226 yards)

Since two-platoon football in 1965:

68.59 (1975; 81-205-1037-5-22,

39.5 percent; 22 int., 1037 yds.)

INTERCEPTIONS

Game: 7 vs. Montclair State, 1954

6 vs. Kutztown, 1991

Season: 35 (1991)

27 (1978)

25 (1950)

25 (1990)

Yards Gained by Interceptions

Game: 168 vs. Slippery Rock, 1988 (4 int.)

Season: 449 (1991; 35 interceptions)

436 (1978; 27 interceptions)

384 (1988; 19 interceptions)

272 (1990; 25 interceptions)

Average Per Return

Game (min. 3):

42.0 vs. Slippery Rock, 1988 (4 for 168)

Season:

23.9 (1995; 9 for 215)

20.2 (1988; 19 for 384)

Touchdowns

Game: 2 vs. Slippery Rock, 1988

Season: 3 (1988)

PASSES BROKEN UP

Season: 60 (1977)

59 (1990)

55 (2000)

53 (1994, 1998)

52 (1991)

QUARTERBACK SACKS

Game: 8 vs. West Liberty, 1977

8 vs. California (Pa.), 1981

8 vs. Kutztown, 1999

8 vs. Lock Haven, 2000

Season: 41 (1981)

39 (1991)

34 (1982)

32 (2009)

Most Yards In Losses on Sacks

Season: 271 (1982; 34 sacks)

227 (1991; 39 sacks)

226 (1984; 28 sacks)

225 (2009; 32 sacks)

220 (1990; 29 sacks)

FUMBLES

Fumble Recoveries

Game: 7 vs. Slippery Rock, 1970

Season: 24 (1977)

22 (1978)

Total Fumbles by the Opposition

Season: 43 (1977, lost 24)

38 (1993, lost 19)

Most Fumble Returns

Game: 2 vs. Lock Haven, 1999

Season: 5 (2002)

2 (1999, 2001)

Most Fumble Returns for Touchdowns

Game: 2 vs. Lock Haven (1999)

Season: 2 (1999)

TURNOVERS (GIVEAWAYS)

(Interceptions and Fumbles)

Fewest Turnovers

Season: 16 (1981, 6 interceptions, 10 fumbles lost)

16 (1999, 7 interceptions, 9 fumbles lost)

Most Turnovers

Season: 50 (1983, 25 interceptions, 25 fumbles lost)

Highest Giveaway Margin

Season: -17 (1983, lost 50, gained 33)

TURNOVERS (TAKEAWAYS)

(Interceptions and Fumbles)

Most Takeaways

Season: 50 (1991, 35 interceptions, 15 fumbles)

Fewest Takeaways

Season: 19 (2007, 5 interceptions, 7 fumbles)

12 (2000, 6 interceptions, 6 fumbles)

Fewest Takeaways Per Game

Season: 1.091 (2000, 12 in 11) (2007, 12 in 11)

Highest Takeaway Margin

22 (1991, gained 50, lost 28)

KICKS BLOCKED

Game: 4 vs. Edinboro, 1979

Season: 11, (1997; 6 punts, 3 FG, 2 PAT)

8, (1999)

7, (1981)

7, (1985)

7, (2001)

Individual Defense

TACKLES

Game:	27, Tony Winter vs. Clarion, 1976
Season:	203, Shayne Mains, 1992
Career:	568, Shayne Mains, 1989-92

Solo Tackles

Game:	17, Bruce Johnson vs. Edinboro, 1988
Season:	98, Shayne Mains, 1992
Career:	210, Josh Goodman, 1998-2001

Assisted Tackles

Game:	20, Mike Lawson vs. Kutztown, 1975
Season:	142, Mike Lawson, 1975
Career:	361, Shayne Mains, 1989-92

QUARTERBACK SACKS

Game:	5, Barry Johnson vs. West Liberty, 1977
Season:	10, Barry Johnson, 1977
	10, Ed Brown, 1981
	10, Rob Davis, 1991
Career:	24, Ed Brown, 1979-82

TACKLES FOR LOSSES

Game:	5, Barry Johnson vs. West Liberty, 1977
	5, Mark Maciejewski vs. East Stroudsburg, 1991
Season:	24, Mike Maxwell, 1980
Career:	51, Mark Maciejewski, 1989-92

FUMBLES RECOVERED

Game:	3, Lou Hoover vs. West Virginia Tech, 1975
Season:	5, John Wertz, 1979
	5, Dave Hurdle, 1984
Career:	10, John Wertz, 1976-79

BLOCKED PUNTS

Game:	2, Dan Searer vs. California (Pa.), 1974
	2, Gerry Doaks vs. Slippery Rock, 1991
	2, Chris Bickel vs. Bloomsburg, 1995
	2, Rodney Hart vs. Kutztown, 1997
	2, Jamie Ware vs. Indiana (Pa.), 1999
Season:	5, Jamie Ware, 1997
Career:	11, Jamie Ware, 1996-99

CAREER TACKLES

568	Shayne Mains, lb, 1989-92
484	Chris Willingham, lb, 1992-95
455	Ken Pickett, lb, 1988-91
408	Martin Pepe, lb, 1992-95
401	Tony Winter, lb, 1974-76
379	Josh Goodman, lb, 1998-2001
377	Mike Vnuk, lb, 1994-97
362	Rich Pryor, lb, 1979-82
353	Rob Davis, dt, 1988-89, 91-92
352	Doug Seidenstricker, db, 1991-94
329	Pat Fahie, lb, 1984-1987
316	Don Epley, dt, 1972-75
311	Chris Potter, db, 1980-83
292	Ray Gouker, mg, 1974-77

SEASON TACKLES

203	Shayne Mains, 1992
182	Ken Pickett, 1991
182	Chris Willingham, 1993
173	Mike Lawson, 1975
171	Ken Pickett, 1990
165	Tony Winter, 1976
156	Al Seagraves, 1974

CAREER QUARTERBACK SACKS

24	Ed Brown, 1979-82
23	John Wertz, 1976-79
23	Mark Maciejewski, 1989-92
21	Dave Hurdle, 1982-85
20	Jason Heckendorn, 1995-99
18	Ron Johnson, 1999-2002
16	Ron Reinhart, 1983-86
15	Walter Davis, 1988-89
14.5	Ryan Hoffman, 2000-04

CAREER TACKLES FOR LOSS

51	Mark Maciejewski, 1989-92
48	Rob Davis, 1988-89, 91-92
42.5	Chris Willingham, 1992-95
42	Ed Brown, 1979-82
42	Mike Swope, 1985, 87-88
42	Chris Heilman, 1995-98
41	Dave Hurdle, 1982-85
40	Shayne Mains, 1989-92

GAME TACKLES

27	Tony Winter vs. Clarion, 1976
25	Rich Pryor vs. Edinboro, 1981
24	Ken Pickett vs. Lock Haven, 1991

Tackles

	Solo	Asst	Total	
1972	Don Epley	32	65	97
1973	Al Seagraves	35	70	105
1974	Al Seagraves	37	119	156
1975	Mike Lawson	31	142	173
1976	Tony Winter	47	104	151
1977	Barry Johnson	34	72	106
1978	Brian Clement	45	48	93
1979	Ed Bakale	43	47	90
1980	Dave Weaver	62	53	115
1981	Rich Pryor	69	81	150
1982	Rich Pryor	51	56	107
1983	Dana Diggs	44	42	86
1984	Ed Nork	79	50	129
1985	Ron Reinhart	50	44	94
	Pat Fahie	58	36	94
1986	Dave Szlachetka	68	20	88
1987	Pat Fahie	64	55	119
1988	Bruce Johnson	93	31	124
1989	Ken Pickett	47	55	102
1990	Ken Pickett	43	128	171
1991	Ken Pickett	46	136	182
1992	Shayne Mains	98	105	203
1993	Chris Willingham	45	137	182
1994	Martin Pepe	85	67	152
1995	Chris Willingham	57	63	120
1996	Mike Vnuk	68	55	123
1997	Mike Vnuk	71	49	120
1998	Josh Goodman	63	39	102
1999	Josh Goodman	64	44	108
2000	Tony Green	57	26	83
2001	Josh Goodman	41	46	87
2002	Dan Walsh	45	38	83
2003	Dan Walsh	43	35	78
2004	Dan Walsh	51	21	72
2005	Jonathan Aldridge	53	44	97
2006	Jaron Nalewak	53	25	78
2007	Jonathan Aldridge	54	37	91
2008	Jason Stone	50	52	102
2009	Andy Casale	39	26	65

Note: **Bold** indicates the school record

Interceptions

	Int	Yds	TD	
1971	Bob Anderson	5	90	0
1972	Steve Johnston	5	32	0
1973	Brad Shover	3	151	2
1974	Dan Searer	4	63	0
	Gene Butterfield	4	12	0
1975	Gene Butterfield	7	74	1
1976	Scot Orndorff	4	0	0
1977	Jeff Sentz	5	24	0
1978	Brian Clement	8	198	1
1979	Brian Clement	4	15	0
	Steve Cramer	4	38	1
	Linwood Bradley	4	27	0
1980	Steve Cramer	3	41	0
	Chris Potter	3	0	0
1981	Rich Pryor	3	42	0
1982	Chuck Beans	5	76	0
1983	Mark Brezitski	3	36	0
	Mick Orndorff	3	19	0
	Chris Potter	3	0	0
1984	Mark Brezitski	3	21	0
1985	Kevin Mylett	4	28	0
1986	Kevin Mylett	5	16	0
	Ed Nork	5	27	0
1987	Steve Gironda	5	73	0
1988	Darien Smtih	4	91	0
	Jeff Fickes	4	83	1
	Dwayne Jones	4	37	0
1989	Winston Horshaw	4	62	0
1990	Ken Pickett	7	62	0
1991	Jeff Fickes	12	154	1
1992	Shayne Mains	4	79	1
1993	Jerome Pressley	4	16	0
1994	Doug Seidenstricker	7	49	0
1995	Chris Bickel	2	68	0
	Shawn Brown	2	44	1
	Jeff Brown	2	44	0
1996	Dean Owens	3	33	0
1997	Brad Simendinger	2	52	1
	Phil Galiano	2	50	1
	Tony Green	2	21	0
	Marty Brown	2	8	0
1998	Marty Brown	3	39	0
1999	Deon Harrison	3	74	0
2000	Tony Green	2	48	0
2001	Tony Johnson	3	39	0
	Mike Street	3	23	0
2002	Brent Grimes	8	43	0
2003	Brent Grimes	7	76	1
2004	Brent Grimes	7	132	0
	Mike Street	7	92	0
2005	Brent Grimes	5	63	0
2006	James Rockymore	4	97	0
2007	5 Players with	1	-	0
2008	Jeff Fertig	3	2	0
2009	Travis Proctor	4	30	1

Note: **Bold** indicates the school record

The Shippensburg University Football program had two active players in the National Football League at the conclusion of the 2009-10 season – more than any other school in the PSAC. A third player ended the season with a practice squad. The following text details the five Red Raider alums to be associated with an NFL team over the last 10 years.

JOHN KUHN

The 2009 season marked John Kuhn's fifth in the NFL, fourth on an active roster and the third full season with the Green Bay Packers. He appeared in 14 games during the season and made five starts, scoring touchdowns on 20 percent of his offensive touches. He was one of just two Packers to score a rushing and a receiving touchdown and also made 11 tackles on special teams.

In his three-year Packer career, Kuhn has totaled 47 rushing yards and 90 receiving yards while scoring six touchdowns. He has played in 47 games with Green Bay and made nine starts at fullback. Six of his starts came this season, a campaign in which he and Corey Hall helped clear the path for Green Bay tailbacks to compile nearly 2,000 rushing yards.

He began his Packer career in 2007 and appeared in all 16 games during his debut season. Kuhn also appeared in all 16 regular-season games during the 2008 season and also appeared in both playoff games for the Packers that year. On Oct. 12, 2008 Kuhn became the first Shippensburg alum to score a touchdown in the National Football League (NFL).

A Northeast Region finalist for the Harlon Hill Trophy given to the top player in NCAA Division II as a senior, Kuhn finished his career with 4,685 yards rushing, 910 carries, 53 touchdowns, 5,300 all-purpose yards and 26 games with at least 100 yards rushing, all school records. Kuhn was named PSAC Western Division Offensive Player of the Year in 2003 and was a three-time All-PSAC Western Division First Team selection.

Kuhn was also a three-time All-American selection and was selected to play in the 2005 Whataburger Cactus Bowl. A two-time ESPN The Magazine Academic All-America First-Team honoree and PSAC Fall Top 10 Award winner, Kuhn graduated in December 2004 with a degree in chemistry and 3.3 grade point average.

BRENT GRIMES

Brent Grimes completed his second full season with the Atlanta Falcons and third on an active roster in 2009 and finished tied for fifth in the NFL with six interceptions. He finished fifth on the team with 66 tackles, including 62 solo stops, while pilfering passes from the likes of Eli Manning, Drew Brees and Mark Sanchez.

Originally signed as a rookie free agent by Atlanta on May 16, 2006, Grimes spent part of the training camp with the Falcons before being waived on August 25 because of a groin

injury. He was then re-signed on Jan. 10, 2007 and allocated to the Amsterdam Admirals of NFL Europa before landing with the Hamburg Sea Devils.

Following training camp in 2007, Grimes was a practice squad player before being signed to the 53-man roster on October 29. He was released on November 1 but was re-signed to the practice squad just six days later. On December 18, Grimes was once again promoted to the active roster. In his first career game against Arizona, Grimes finished the contest with a game-high 11 tackles while covering Pro Bowl wide receivers Anquan Boldin (Florida State) and Larry Fitzgerald (Pitt).

Through 30 games with the Falcons, Grimes has made 14 starts, totaled 112 tackles (including 103 solo stops) and recorded seven interceptions.

In 43 career games at Shippensburg from 2002-05, Grimes was a six-time All-PSAC Western Division selection, including three as a defensive back and three as a return specialist. He was also a three-time All-American. Grimes ended his career with 27 interceptions, the most in school and PSAC history.

JOEL GAMBLE

Gamble signed a two-year contract with the Cleveland Browns in July 2010. He originally signed to the Philadelphia Eagles official practice squad in December 2009 and was with the Eagles through the end of the regular season. In his career at Shippensburg from 2001-04, Gamble totaled 41 receptions for 631 yards and five touchdowns.

As a senior in 2004, Gamble helped Shippensburg to its first PSAC Western Division championship since 1988 and an appearance in the second round of the NCAA Division II Football Championship, totaling nine catches for 166 yards and three touchdowns. Gamble's three scores were second on the team and complemented an average of 18.4 yards per catch.

Gamble most recently played in 2009 for the DC Armor of the American Indoor Football Association (AIFA) and has also suited up for the Tennessee Valley Vipers (2007), Oklahoma City Yard Dawgz (2007) and Bossier-Shreveport BattleWings (2008) of arenafootball2 (af2). With the Armor, Gamble played in five games and caught 13 passes for 121 yards and two touchdowns, averaging 9.3 yards per catch.

Gamble, a native of Baltimore, graduated from SU in 2004 with a degree in criminal justice.

ROB DAVIS

Davis announced his retirement on Mar. 26, 2008, ending a 12-year NFL career, the final 11 of which were with the Green Bay Packers. He currently serves the front office as the team's director of player development.

The first Red Raider to ever play in the NFL, Davis took over as the Packers' long snapper

in 1997 and played 167 games in a Green Bay uniform - the third-longest consecutive games streak in team history behind Brett Favre (255) and Forrest Gregg (187). Davis was also the first Red Raider to play in a Super Bowl as the Packers were defeated by the Denver Broncos 34-21 in Super Bowl XXXIII on Jan. 25, 1998. Davis won a Grey Cup in 1995 as a member of the Baltimore Stallions of the Canadian Football League.

Davis has the distinction of playing in a Super Bowl, Grey Cup and NCAA championship game after Shippensburg advanced to the 1991 NCAA Division II Football Championship. In 1996, Davis made his NFL debut on Monday Night Football in Chicago's 22-6 victory over the Dallas Cowboys on September 2. He played in all 16 games for the Bears that season before joining the Packers on Nov. 4, 1997. All totaled, Davis played in 199 professional football games, including 183 in 12 NFL seasons.

Davis was a standout on the defensive line for Shippensburg from 1988-92. He was a two-time All-PSAC Western Division selection, earning First Team honors in 1991. He also received two All-America honors, earning a Third Team selection in 1991 before being chosen Honorable Mention by the American Football Coaches Association (AFCA) in 1992. He still holds the school record for most tackles by a lineman with 353 and was inducted into the SU Athletics Hall of Fame in 2003.

RON JOHNSON

Johnson was signed by the Philadelphia Eagles on Oct. 9, 2003 after spending the first four weeks of the season on the team's practice squad. He appeared in three games that season for the NFC East champion Eagles who finished the year with a 12-4 record and lost to Carolina in the NFC Championship.

In 2004, Johnson was in training camp with the Eagles and started at defensive end in the team's preseason finale against the New York Jets on September 3 making one tackle, a sack of quarterback Quincy Carter for a four-yard loss in the third quarter. However, he was released September 5. Johnson was signed by the Philadelphia Soul of the Arena Football League on Oct. 15, 2006, but was released on Feb. 22, 2007 due to injury.

In four seasons with Shippensburg from 1999-2002, Johnson finished his career with 158 total tackles, including 35 for loss and 18.0 sacks while earning All-PSAC Western Division First Team honors as a senior in 2002. He was also named All-PSAC Western Division Second Team in 1999 and 2000.

Johnson earned his degree from Shippensburg in speech communication in 2003.

For more information on the Red Raider football alums who play in the NFL, please visit <http://shipraiders.com/nfl>.



Ron Johnson
Philadelphia Eagles, 2003



Brent Grimes
Atlanta Falcons, 2006-present
World Bowl XV



John Kuhn
Green Bay Packers, 2007-present
Pittsburgh Steelers, 2005-2007
Super Bowl XL



Rob Davis
Chicago Bears, 1996
Green Bay Packers, 1997-2007
Super Bowl XXXII

RED RAIDERS
in the





2010 RED RAIDER FOOTBALL SCHEDULE

DATE	OPPONENT	TIME
AUG 28	SHEPHERD	1 PM
SEPT 11	GANNON	1 PM
SEPT 18	AT CLARION	6 PM
SEPT 25	C.W.POST *	1 PM
	Parents and Family Day	
OCT 2	AT KUTZTOWN *	1:05 PM
OCT 7	AT WEST CHESTER *	8 PM

DATE	OPPONENT	TIME
OCT 16	BLOOMSBURG *	1 PM
OCT 23	CHEYNEY *	1 PM
	Homecoming	
OCT 30	MILLERSVILLE *	1 PM
NOV 6	AT EAST STROUDSBURG *	1 PM
NOV 13	AT MERCYHURST #	12 PM

Home games in **BOLD CAPS**

* PSAC Eastern Division game

PSAC flex game (opponent could be altered as based on State Game, divisional standings)

