



St. Francis Brooklyn Men's Basketball

180 Remsen Street | Brooklyn, NY | 11201

Game Notes | 718-489-5432 | MBB Contact: Rob DeVita (rdevita@sfc.edu)

2020-21 SCHEDULE

Date	Opponent	Time
12/8	Bryant*	L, 82-101
12/9	Bryant*	4:00 PM
12/15	Central Connecticut*	7:00 PM
12/16	Central Connecticut*	4:00 PM
12/23	Saint Peter's	2:00 PM
1/7	Mount St. Mary's*	TBA
1/8	Mount St. Mary's*	TBA
1/14	Fairleigh Dickinson*	TBA
1/15	Fairleigh Dickinson*	TBA
1/21	LIU*	TBA
1/30	LIU^A	TBA
2/4	Wagner*	TBA
2/5	Wagner*	TBA
2/11	Saint Francis (PA)*	TBA
2/12	Saint Francis (PA)*	TBA
2/20	Sacred Heart*	TBA
2/21	Sacred Heart*	TBA
2/25	Merrimack*	TBA
2/26	Merrimack*	TBA
3/6	NEC Tournament	TBD
3/9	NEC Tournament	TBD

Key:

Home | Away

*NEC Game

^46th Annual Battle of Brooklyn

2020-21 NEC PRESEASON POLL & HONORS

NEC Preseason Poll

1. Fairleigh Dickinson (6)
2. LIU (4)
3. (tie) Bryant
Mount St. Mary's
5. St. Francis Brooklyn
6. Saint Francis (PA)
7. Merrimack
8. Wagner
9. Central Connecticut
10. Sacred Heart

Preseason All-NEC Team

- *Damian Chong Qui - Mount St. Mary's
- *Ty Flowers - LIU
- *Chauncey Hawkins - St. Francis Brooklyn
- *Jahlil Jenkins - FDU
- Elyjah Williams - FDU

*Denotes unanimous selection

THE MATCHUP



VS.



St. Francis Brooklyn

2020-21 Record: (0-1, 0-1 NEC)

2019-20 Record: (13-17, 7-11 NEC)

Head Coach: Glenn Braica

Bryant

2020-21 Record: (3-1, 1-0 NEC)

2018-19 Record: (15-17, 7-11 NEC)

Head Coach: Jared Grasso

GAMEDAY INFORMATION

Game No. 2 - Wednesday, December 9, 2020 | 4 PM

Daniel Lynch '38 Gymnasium at the Pope Physical Education Center

Brooklyn Heights, NY

PxP: Marc Ernay | Analyst: Barry Rohrssen

NECFRONTROW

TALE OF THE TAPE

SFBK	STAT	BRY
82.0	Points Per Game	104.0
101.0	Opp. Points Per Game	83.8
.410	Field Goal Pct.	.490
.453	Opp. Field Goal Pct.	.399
8.0	3-Pt. FGs Per Game	10.8
.296	3-Pt. FG Pct.	.426
.545	Opp. 3-Pt. FG Pct.	.289
.545	Free-Throw Pct.	.766
44.0	Rebounds Per Game	48.0
54.0	Opp. Rebounds Per Game	45.3
19.0	Assists Per Game	18.5
16.0	Turnovers Per Game	13.8
7.0	Steals Per Game	8.0
9.0	Blocks Per Game	4.8

ALL-TIME SERIES

The Terriers and Bulldogs return to the court for the second half of a back-to-back two game series to open up the NEC slate. The Bulldogs picked up a win on Tuesday, December 8, by the final score of 101-82. St. Francis has a 12-10 record against Bryant dating to their first meeting in the 2008-09 season. The Terriers are 1-4 over their last five contests against Bryant. St. Francis is 9-10 against Bryant under Head Coach Glenn Braica. The Terriers control a 9-2 record against Bryant all-time inside the Daniel Lynch '38 Gymnasium. Last season, the Bulldogs picked up two wins against the Terriers. Chauncey Hawkins averaged 16.5 points on 36.7 percent shooting from the floor against Bryant in 2019-20. Unique McLean tallied 15.0 points and 4.5 rebounds per game in the two game against the Bulldogs last season.

NEWS & NOTES

QUICK FACTS

Location.....	Brooklyn Heights, NY
Founded.....	1859
Enrollment.....	2,700
Nickname.....	Terriers
Colors.....	Red & Royal
Facility.....	Daniel Lynch '38 Gymnasium at the Pope Physical Education Center (1,200)
Affiliation.....	NCAA Division I
Conference.....	Northeast Conference
President.....	Miguel Martinez-Saenz
Director of Athletics.....	Irma Garcia
Athletic Department Website.....	SFCAthletics.com
Athletic Department Twitter.....	@SFBKTerriers
Athletic Department Instagram.....	@SFBKTerriers
Men's Basketball Twitter.....	@sfbkmbb
Men's Basketball Instagram.....	@sfbkmbb
Athletic Department Phone.....	(718) 489-5490

BASKETBALL HISTORY

Founded.....	1896 (Oldest Collegiate Basketball Program in NYC)
Year of First Game.....	1901-02
All-Time Record.....	1240-1301 (.488)
All-Time NEC Record.....	305-333 (.478)
All-Time NEC Tournament Record.....	12-31 (.280)
NIT Years (Record)/Last.....	4 (3-5)/2015
CIT Years (Record)/Last.....	1 (0-1)/2019
20-Win Seasons/Last.....	9/2014-15

COACHING STAFF

Head Coach.....	Glenn Braica
Alma Mater.....	Queens College '89
Overall Record.....	145-171 (11th Season)
Best time to reach Coach.....	Contact DeVita
Associate Head Coach.....	Clive Bentick (Canisius College '01)
Assistant Coach.....	Ron Ganulin (Long Island University '68)
Director of Basketball Operations.....	Aleksandar Isailovic (St. Francis Brooklyn '14)
Special Assistant to the Head Coach.....	Jonathan Blount (Queens College '16)

2019-20 TEAM

Letterwinners Returning/Lost.....	8/5
2019-20 Overall.....	13-18 (H: 9-5; A: 4-13; N: 0-0)
2019-20 NEC.....	7-11 (H: 4-5; A: 3-6)
2019-20 NEC Finish.....	9th out of 11
2020 NEC Tournament.....	Quarterfinals, L 58-59 at Robert Morris

Athletic Communications

MBB Contact.....	Rob DeVita (St. Francis Brooklyn '15)
NEC Front Row Contact.....	Luis Velez (St. Francis Brooklyn '18)
Athletic Communications Assistant.....	Joey Jarzynka (St. John's '18)
Athletic Communications Grad Assistant.....	Steven Brennan (St. Francis Brooklyn '19)

KEY RETURNERS

Chauncey Hawkins - 15.1 ppg | 3.2 apg | 3.7 rpg | 1.8 spg (2019-20 stats)

- Named to 2020-21 Preseason All-NEC Team
- Selected to 2019-20 All-NEC Third Team
- Selected to 2019-20 NABC Honors Court
- Was one of 11 student-athletes in the nation and just the second Terrier in program history selected to the Division I-AAA Athletics Directors Association Scholar-Athlete Team
- In 2019-20, he ranked eighth in the NEC in scoring, eighth in assists per game, seventh in free-throw percentage (81.7%), tied for fourth in steals per game, and was tied for the 10th-best assist-to-turnover ratio (1.4) in the conference

Unique McLean - 11.4 ppg | 8.0 rpg | 1.9 apg | 1.0 spg (2019-20 stats)

- In 2019-20, he ranked 20th in the NEC in scoring, sixth in rebounding, tied for 13th in blocks per game (0.8), tied for third in offensive rebounds per game (2.7), and ninth in defensive rebounds per game (5.3)
- Totaled a team-best six double-doubles, which were tied for the sixth-most in the NEC
- His six double-doubles were tied for the 25th-most by a guard throughout the nation
- During conference play, he averaged 11.7 points and 9.3 rebounds per game

Rob Higgins - 11.1 ppg | 1.5 apg | 1.7 rpg | 77.6 ft% (2019-20 stats)

- Selected to the 2019-20 NEC All-Rookie Team
- Named the men's basketball team's Rookie of the Year
- Led all NEC rookies in points per game, both overall and in conference play
- Scored in double figures 20 times, which were the second-most on the team

Varadyah Evans - 3.3 ppg | 4.8 rpg | 31 games | 30 starts (2019-20 stats)

- Ranked third of the team in rebounding and recorded the third-most total rebounds (150)
- Scored a season-high 17 points and pulled down a season-best 13 rebounds in a win over Medgar Evers
- Shot 70.4 percent from the free-throw line

Stevan Krtnic - 6.0 ppg | 2.2 rpg | 1.9 apg | 24 games | 12 starts (2019-20 stats)

- Scored in double-digits seven times and poured in a season-high 14 points twice in 2019-20
- Ranked fifth on the team in scoring
- Shot 71.4 percent from the free-throw line

Larry Moreno - 3.7 ppg | 1.5 rpg | 11 games (2019-20 stats)

- Named NEC Rookie of the Week on February 10, 2020
- Came off the bench to score a season-high 19 points in a 70-67 win against Mount St. Mary's on February 8
- Became a viral social media sensation for his trick shots that he posts to his personal Instagram page (@lcf_larry)

Trey Quartlebaum - 1.7 ppg | 23 games (2019-20 stats)

- Scored a season-high 20 points in a win over Medgar Evers on November 21, 2019
- Made his collegiate debut at Fordham on November 5, 2019

Jordan Williams - 1.3 ppg | 1.0 rpg | 21 games | 3 starts (2019-20 stats)

- Made his first career start at Hartford on December 5, 2019
- Scored a season-high six points at Bryant on February 6, 2020

NEWS & NOTES

TERRIERS WELCOME SEVEN TO 2020-21 ROSTER

• **Travis Atson** - Comes to St. Francis as a graduate transfer from Quinnipiac, where he played one season. In 2018-19, Atson played in 31 games for the Bobcats and averaged 5.3 points and 3.4 rebounds per game. Prior to his time at Quinnipiac, he played his freshman year at Tulsa, where he appeared in 22 contests during the 2016-17 season. The New York City product spent the first three years of his high school career at Christ the King High School in Queens. He led the Royals to two New York Catholic High School Athletic Association state championships, and was named the 2014 NYC CHSAA MVP.

• **Elijah Hardison** - Attended Xaverian High School in Bay Ridge, Brooklyn. He was a member of the Clippers' varsity boys' basketball team and averaged 12.5 points, 7.0 rebounds, and 3.5 blocks per game. Earned the Clipper Award and Second Team honors during his time at Xaverian.

• **Luka Jaksic** - Joins the Terriers after spending his freshman year as a member of the Presbyterian men's basketball team. Appeared in two games for the Blue Hose and made his collegiate debut at Clemson on November 7, 2019. Attended Furtah Preparatory School where he was a four-year member of the varsity basketball team and a two-year member of the varsity soccer team.

• **Alex May** - Attended St. Mary High School and Andrews Osborne Academy where he played on the varsity basketball team at each school. Played AAU ball for NJ fire and Playtime Panthers. Averaged 13.0 points per game in high school and was named an All-League player.

• **David Muenkat** - Comes to St. Francis after spending the first two years of his collegiate career at Trinidad State Junior College, where he was a member of the Trojans' men's basketball team. Over two seasons at Trinidad State, he appeared in 58 games and made 46 starts. The forward averaged 10.4 points and 7.0 rebounds per game while shooting an efficient 55.3 percent from the field through his two seasons as a Trojan. As a sophomore in 2019-20, he recorded 10.4 points, 7.7 rebounds, and 1.4 assists per game. He shot 55.9 percent from the field, 31.3 percent from three-point range, and 74.2 percent from the free-throw line in 28 games (27 starts).

• **Vuk Stewanic** - Joins St. Francis after spending two seasons at Nationally ranked Highland Community College. Through two seasons at Highland, he appeared in 61 games and made 49 starts. For his career on the Junior College level, he recorded 7.0 points, 4.7 rebounds, and 1.8 assists per game. Wrapped up a strong sophomore season in 2019-20, where he tallied 8.6 points, 4.4 rebounds, and 2.0 assists per game. Shot 58.7 percent from the field, 32.3 percent from behind the arc, and 71.9 percent from the free-throw line. Helped Highland to a stellar 27-7 overall record and an appearance in the District 4 Championship.

• **Abdallah Wague** - Attended Valley Forge Military Academy and College before St. Francis. Played on VFMAC's men's basketball team and averaged 16.3 points, 6.1 rebounds, and 3.3 assists per game in 19 games as freshman. Shot 43.3 percent from the field and 35.1 percent from three-point range. Went to high school at Benjamin Banneker Academy in Brooklyn and played three years of varsity basketball.

RECORD BOOK AT A GLANCE

Individual Single-Game Records

Most Points	45, John Conforti vs. Wagner (1/10/70)
Most Field Goals Made	20, John Conforti vs. Wagner (1/10/70)
Most Free-Throws Made	19, James Raftery vs. Loyola (12/16/61)
	19, Chauncey Hawkins at CCSU (2/29/20)
Most Rebounds	37, Al Inniss vs. Lafayette (3/17/56)
Most Assists	16, Jim Paguaga vs. York (2/7/86)
Most Blocked Shots	11, Richard Lugo vs. Rider (2/12/97)
Most Steals	11, Ron Arnold vs. Mt. St. Mary's (2/4/93)
Most Three-pointers	9, Jamaal Womack at RMU (2/17/07)

Team Single-Game Records

Most Points	142 vs. Long Island (2/22/03)
Fewest Points	8 vs. Catholic (1923-24)
	8 vs. St. John's (1931-32)
Most Field Goals Made	55 vs. Pace (1/7/77)
Most Free Throws Made	41 vs. Quinnipiac (1/27/01)
Most Rebounds	61 vs. College of New Rochelle (11/30/17)
Most Points, one Half	66 vs. Siena (1/6/66) - first half
	66 vs. LIU (2/22/03)
Largest Victory Margin	81 vs. Pratt (12/10/88) - (114-33)
Largest Defeat Margin	60 vs. Providence (12/11/93) - (108-48)
Most Points, Both Teams	282, SFBK 142, LIU 140 (2/22/03)
Fewest Points, Both Teams	29, SFBK 19, LIU 10 (1932-33)

Single-Season Records

Highest Scoring Avg.	24.3, John Conforti (1968-69)
	24.3, Ray Minlend (1998-99)
Highest Rebounding Avg.	12.0, Jerome Williams (1974-75)
Most Consecutive FT Made	28, Robert Bailey (1994-95)

Team Single-Season Records

Most Points	2,418, 2014-15 (35 games)
Highest Scoring Avg.	80.9, 1971-72 (26 games)
Most Field Goals Made	900, 1955-56 (25 games)
Most FT Made	558, 2000-01 (29 games)
Most Rebounds	1,361, 2014-15 (35 games)
Most Wins	23, 1953-54 (23-5)
	23, 2014-15 (23-12)
Most Defeats	26, 1983-84 (2-26)
	26, 1993-94 (1-26)
Fewest Defeats	1, 1901-02 (13-1)
Best Winning Percentage	92.9%, 1901-02 (13-1)

Career Records

Highest Scoring Avg.	21.3, Dennis McDermott (1,578)
----------------------	--------------------------------

Retired Numbers

Number	Name	Years
19	Al Inniss	1954-1958
22	Dennis McDermott	1971-1974

NEWS & NOTES

2020-21 NEC PRESEASON POLL & HONORS

Chauncey Hawkins was named a unanimous selection to the 2020-21 Preseason All-NEC Team as announced by the league office during Virtual Media Day on November 12. The Terriers were selected to finish fifth in the NEC Preseason Coaches' Poll. Fairleigh Dickinson was tabbed the Preseason favorite as the Knights earned six first-place votes. LIU came in second with four first-place votes, while Bryant and Mount St. Mary's were tied for third. Saint Francis (PA) was picked sixth, Merrimack was tabbed seventh, while Wagner was polled in eighth-place. Central Connecticut and Sacred Heart rounded out the Preseason Poll in ninth and 10th-place, respectively.

TERRIERS COACHING RECORDS

St. Francis Brooklyn men's basketball head coach Glenn Braica passed Rody Cooney for third place on the program all-time wins list for victories by a head coach on November 18, 2018, vs. Lafayette. Braica is just one of four Terriers' head coaches to win over 100 games in their career.

Rk	Coach	Yrs	G	W	L
1	Daniel Lynch (1948-69)	21	520	283	237
2	Ron Ganulin (1991-2005)	14	394	187	207
3	Glenn Braica (2010-Pres)	11	316	145	171
4	Rody Cooney (1932-41)	9	193	116	77
5	Joseph Brennan (1941-48)	7	136	90	46

NEC COACHING VETERANS

Head Coach Glenn Braica is the longest-tenured current Head Coach in the NEC as he took over the Terriers' men's basketball program before the 2010-11 season. Braica is the active leader for overall wins at an NEC institution with 145. LIU's Derek Kellogg has the most career wins of any coach in the NEC with 204 (nine years at UMass, three years at LIU). Braica has an 8-3 all-time record in NEC openers. Braica leads all current NEC Head Coaches with 93 league wins, Wagner's Bashir Mason is second with 83, followed by Saint Francis (PA)'s Rob Krimmel with 78.

COACHING TENURE IN MET AREA

Terriers' Head Coach Glenn Braica and Seton Hall's Head Coach Kevin Willard are the two longest tenured Division I Head Coaches in the Metropolitan area. Both Braica and Willard were hired to take over the helm of their respective programs prior to the 2010-11 season.

CHASING 150

Coach Braica has collected 145 career wins and is just five wins shy of hitting the 150-win mark. Braica would become just the third coach in program history to win 150 or more games joining Daniel Lynch (283 wins) and Ron Ganulin (187 wins). Braica has the most overall wins of any NEC Coach at its current institution. LIU's Derrick Kellogg is the career leader with 204 wins (nine years at UMass, three years at LIU).

COACHING CONNECTION

Coach Braica served as an Assistant and then Associate Head Coach at St. Francis from 1990-2004 as a member of Ron Ganulin's staff. Braica hired Ganulin to join his staff at St. Francis as an Assistant Coach prior to the 2013-14 season.

THE RETURNING CAST

The Terriers return eight letterwinners from a season ago which accounted for 70 percent of their scoring. St. Francis returns four of its top five scorers from the 2019-20 season in Chauncey Hawkins (15.1 ppg), Unique McLean (11.4 ppg), Rob Higgins (11.1 ppg), and Stevan Krtnic (6.0 ppg). The Terriers are one of just two teams in the NEC to return three student-athletes who averaged double figures a season ago. Fairleigh Dickinson is the other team as the Knights return Jahlil Jenkins (16.0 ppg), Xzavier Malone-Key (12.3 ppg), and Elijah Williams (11.8 ppg). Hawkins led the Terriers in points, assists, steals, field goals made, field goals attempted, free-throws made, and free-throws attempted in 2019-20. Last season, McLean led the Terriers in rebounding (8.0 rpg).

METROPOLITAN AREA ROOTS

66.7 percent of the Terriers' roster is comprised of student-athletes from the Metropolitan area. 53.3 percent of the St. Francis' roster hails from the state of New York. Seven of the eight native New Yorkers hail from the city of Brooklyn. The Terriers' Brooklynites include Travis Atson, Yaradyah Evans, Elijah Hardison, Unique McLean, Larry Moreno, Abdallah Wague, and Jordan Williams. Atson and McLean have known each other since they are 13 and played on the same AAU Nike team (PSA Cardinals) for two years. Rob Higgins and Alex May are both from New Jersey.

SERBIAN TIES

The Terriers have had at least one student-athlete on their roster who has hailed from Serbia in 12 out of the last 13 seasons (2014-15 they did not have a Serbian on the roster). Stefan Perunicic (2008-12), Milos Trivic (2010-13), Aleksandar Isailovic (2012-14), Jagos Lasic (2015-18), Milija Cosic (2017-20), Stevan Krtnic (2019-Present), and Vuk Stevanic (2020-Present).

HOME COOKIN'

Over the past four seasons, the Terriers have collected an impressive 30-12 record at the Daniel Lynch '38 Gymnasium. In 2019-20, St. Francis was tied for the fourth-most home wins in the NEC with nine. Over the past three seasons, St. Francis is 14-1 at home in non-conference games and 11-0 since the start of 2018-19. In 2018-19, St. Francis went 11-3 at home; the 11 wins were the most since the 2014-15 season when it won 13 contests at the Daniel Lynch '38 Gymnasium. In 2017-18, the Terriers put together a 10-3 record in Brooklyn Heights.

HAWKINS RECORD BOOK WATCH

Chauncey Hawkins became the 33rd member of the Terriers' 1,000 Point Club against Robert Morris on March 4, 2020, in the NEC Quarterfinals. He became the first Terrier to reach the 1,000-point plateau since former teammate Glenn Sanabria did so during the 2018-19 season. With 1,005 career points, Hawkins is just four points shy of tying Akeem Johnson for 32nd-place on the all-time scoring list. Hawkins currently sits in fifth-place on the Terriers' all-time made free-throw list with 299 made free-throws. Ricky Cadell sits in fourth-place with 319 made free-throws. Jalen Cannon is the Terriers' all-time leader in made free-throws with 416.

NEWS & NOTES

HAWK'S BIG DAY

On February 29, 2020, Chauncey Hawkins tallied a career-high 38 points on 8-of-20 shooting from the field, 3-of-7 from three-point range, and 19-of-20 from the free-throw line in an 85-79 win at CCSU. The 19 made free-throws tied the men's basketball program record which was set by James Rafferty who also made 19 free-throws in a game on December 16, 1961, against Loyola. The 19 makes from the line were the third-most in a game in NEC history. Hawkins' 38 points were the second-most scored in a game by an NEC student-athletes in 2019-20. He was the first Terrier to score 30 or more points in a game since Yunus Hopkinson recorded 34 points against Sacred Heart on February 9, 2017.

BACK FOR SECONDS

Rob Higgins emerged onto the scene in Brooklyn Heights as a freshman in 2019-20. Higgins was selected to the NEC All-Rookie Team and was tabbed the NEC Co-Rookie of the Week on January 22, 2020. Last season, Higgins averaged 11.1 points per game to lead all NEC rookies. He also led all led all NEC rookies in scoring during conference play as he averaged 12.2 points per game. The guard enters his sophomore year and looks to build upon his stellar freshman campaign.

UNIQUE MCDOUBLE-DOUBLE

In 2019-20, Unique McLean recorded six double-double, the most by a Terrier since Antonio Jenifer also tallied six during the 2015-16 season. His six double-doubles were tied for the seventh-most in the NEC last season. In NEC play, McLean averaged 11.7 points and 9.3 rebounds per game over 18 conference games. All six of his double-doubles came during NEC play. The six double-doubles were tied for the 25th-most by a guard throughout the nation.

LIGHT CHEESE LARRY

Following the 2019-20 season, Larry Moreno became a viral social media sensation for his trick shots that he posts to his personal Instagram page (@lcf_larry). Has been featured on ESPN.com, ESPN SportsCenter, Overtime, House of Highlights, Complex, FIBA, SLAM, Reuters, ABC News, NBC Access Hollywood, NBC 4 New York, FOX 5 New York, PIX 11 New York, 1010 WINS, New York Post, News 12 Brooklyn. Since he first went viral on March 25, 2020, his Instagram following has grown to over 70K followers.

CB RANKED AS A TOP FIVE ASSISTANT IN NEC

Associate Head Coach Clive Bentick was ranked as one of the top five Assistants in the NEC by Stadium this past Summer. Bentick enters his 14th season on staff at St. Francis and his second as Associate Head Coach. He has helped guide the Terriers to 11 NEC Tournament appearances during his tenure.

BACK-TO-BACK GAMES

During NEC play, aside from contests vs. travel partners, games will be played on back-to-back days against the same opponent at the same site, primarily in a Thursday/Friday format. The last time the Terriers played back-to-back games was during the 2018-19 season. St. Francis took part in the opening rounds of the Fort Myers Tip-Off on the campus of Niagara. The Terriers fell to IUPUI, 68-48, on November 23, 2018, and then defeated Niagara, 75-63, the following day.

2019-20 NCAA NET RANKINGS

The NET rankings are a sorting tool the NCAA will use to evaluate teams in contention for at-large bids into the NCAA Tournament. The rankings will rely on five factors — team value index, net efficiency, winning percentage, adjusted win percentage, and scoring margin.

Overall Rank	NEC Rank	Team
178	1	Saint Francis (PA)
190	2	Sacred Heart
203	3	Robert Morris
216	4	Merrimack
242	5	Bryant
272	6	LIU
281	7	Fairleigh Dickinson
299	8	Mount St. Mary's
305	9	St. Francis Brooklyn
328	10	Wagner
347	11	Central Connecticut

2020-21 JERSEY NUMBER BREAKDOWN

Jersey Number	Name	Last Worn By
0	Larry Moreno	Rasheem Dunn (2017-18)
1	Stevan Krtinic	Dagur Jonsson (2015-16)
2	Abdallah Wague	Rosel Hurley (2019-20)
3	Rob Higgins	Gianni Ford (2016-17)
4	Chauncey Hawkins	Gunnar Olafsson (2017-18)
5	Yaradyah Evans	Robert Montgomery (2016-17)
12	Vuk Stevanic	Miles Rockafeler (2015-16)
13	Travis Atson	Keon Williams (2018-19)
14	Unique McLean	Jalen Jordan (2018-19)
15	Trey Quartlebaum	Josh Nicholas (2017-18)
20	Elijah Hardison	Cori Johnson (2018-19)
21	Luka Jaksic	Milija Cosic (2019-20)
30	Alex May	Edon Molic (2014-15)
45	Jordan Williams	Wayne Martin (2013-14)
55	David Muenkat	Joel Carpenter (1979-80)

19 GAME SCHEDULE

Due to the COVID-19 pandemic the Terriers will play 19 games during the 2020-21 season. 18 of the 19 games will be NEC contests, with the one lone non-conference game being against Tri-state area foe Saint Peter's on December 23. The 19-game schedule marks the fewest games that the Terriers will play in a single-season since the 1945-46 season when they played 18 games and posted an overall record of 12-6. The entire schedule is subject to change.

NEWS & NOTES

2020-21 NEC STANDINGS

School	NEC	Pct.	Overall	Pct.	Streak	Home	Away	Neutral
Bryant	1-0	1.000	3-1	0.750	W3	1-0	2-1	0-0
Mount St. Mary's	1-0	1.000	2-3	0.400	W1	1-0	1-2	0-1
Central Connecticut	1-0	1.000	1-3	0.250	W1	0-0	1-2	0-1
LIU	0-0	0.000	0-0	0.000	---	0-0	0-0	0-0
Merrimack	0-0	0.000	0-0	0.000	---	0-0	0-0	0-0
Sacred Heart	0-0	0.000	0-1	0.000	L1	0-0	0-1	0-0
Wagner	0-0	0.000	0-1	0.000	L1	0-0	0-1	0-0
Saint Francis U	0-1	0.000	1-4	0.200	L4	0-1	1-3	0-0
St. Francis Brooklyn	0-1	0.000	0-1	0.000	L1	0-1	0-0	0-0
Fairleigh Dickinson	0-1	0.000	0-5	0.000	L5	0-1	0-4	0-0

2021 NEC CHAMPIONSHIP INFORMATION

The 2021 NEC Men's Basketball Tournament field has been reduced from eight teams to four teams with games being contested at the home of the higher seed. The Semifinals will take place on Saturday, March 6, and the Championship on Tuesday, March 9.

NEC FRONT ROW

All home and conference games will be streamed on NEC Front Row the online digital network of the Northeast Conference. With live webcasts, highlight packages, coaches shows, full-game archives, and interactive social media components, this state-of-the-art site is the one-stop shop for everything NEC. NEC Front Row content is free, visit necfrontrow.com to begin watching the Terriers at home or on the road.

MEDIA INFORMATION

Due to the COVID-19 pandemic, members of the media will not be permitted to cover St. Francis Brooklyn basketball games until further notice. Appropriate coverage should be arranged through the Athletic Communications office. All interview requests for head coach Glenn Braica should be directed to Rob DeVita in the St. Francis Brooklyn Athletic Communications office. Interviews with St. Francis Brooklyn coaches and student-athletes should be arranged through the Athletic Communications office. The personal contact information of coaches and student-athletes will not be made available for distribution. Coaches and student-athletes will be made available for post games interviews via Zoom following a 10-minute cooling off period. Please, direct post game interview requests to a member of the St. Francis Brooklyn Athletic Communications staff.

TERRIER FAN CUTOUTS

Due to current New York State guidelines in regards to the COVID-19 pandemic fans are not permitted to attend St. Francis Brooklyn basketball home games until further notice. St. Francis fans have the unique opportunity to show off their Terrier pride by purchasing a personalized Terrier Cutout for the 2020-21 season that will be featured inside the Daniel Lynch '38 Gymnasium at the Pope Physical Education Center. To be a part of SFC history and secure a Terrier Cutout, visit SFCathletics.com/TerrierCutouts. Each Terrier Cutout is \$50.00 per individual order.

2020-21 OVERALL TEAM STATS

Category	Total	NEC
Scoring Offense	82.0	2nd
Scoring Defense	101.0	11th
Scoring Margin	-19.0	8th
Field Goal Pct	.410	5th
FG Pct. Defense	.453	5th
3-Pt. FG Pct	.296	7th
3-Pt. FGs Per Game	8.0	3rd
3-Pt. FG Pct Defense	.545	11th
Free-Throw Pct	.545	7th
Rebounding Avg	44.0	2nd
Opponent Reb. Avg	54.0	11th
Rebounding Margin	-15.0	9th
Offensive Rebounds	17.0	1st
Defensive Rebounds	27.0	2nd
Assists Per Game	19.0	1st
Steals Per Game	7.0	T3rd
Blocks Per Game	9.0	1st
Turnover Margin	+1.00	T3rd
Assist-TO Ratio	1.19	T2nd

NEWS & NOTES

2020-21 TERRIERS RECORD WHEN

Overall.....	0-1
At Home.....	0-1
On Road.....	0-0
Neutral.....	0-0
In NEC Play.....	0-1
At Home in NEC Play.....	0-1
On Road in NEC Play.....	0-0
Leading at Halftime.....	0-0
Trailing at Halftime.....	0-1
Tied at Halftime.....	0-0
Shoot 40% plus from field.....	0-1
Shoot less than 40% from field.....	0-0
Opp. shoots 40% plus from field.....	0-1
Opp. shoots less than 40%.....	0-0
Outrebound opp.....	0-0
Opp. outrebound SFBK.....	0-1
Rebounds are equal.....	0-0
Commit less than 15 TOs.....	0-0
w/ less TOs than Opp.....	0-1
Opp. w/ less TOs than SFBK.....	0-0
TOs equal.....	0-0
Games decided by 1-5 pts.....	0-0
Games decided by 6-10 pts.....	0-0
Games decided by 11+.....	0-1
Terriers score 80+ pts.....	0-1
Terriers score 70-79 pts.....	0-0
Terriers score 60-69 pts.....	0-0
Terriers score less than 60 pts.....	0-0
Opponent scores 80+ pts.....	0-1
Opponent scores 70-79 pts.....	0-0
Opponent scores 60-69 pts.....	0-0
Opp. scores fewer than 60 pts.....	0-0
In overtime.....	0-0
In multiple-overtime.....	0-1
Terriers wear white.....	0-0
Terriers wear blue.....	0-0
Terriers wear red.....	0-0
On Monday.....	0-0
On Tuesday.....	0-1
On Wednesday.....	0-0
On Thursday.....	0-0
On Friday.....	0-0
On Saturday.....	0-0
On Sunday.....	0-0
In day games.....	0-0
In night games.....	0-1
In December.....	0-1
In January.....	0-0
In February.....	0-0
In March.....	0-0

2020-21 STARTERS BY OPPONENT

	Hawkins	Higgins	McLean	Evans	Stevanic
Bryant*:					
Bryant*:					
CCSU*:					
CCSU*:					
SPU:					
Mount*:					
Mount*:					
FDU*:					
FDU*:					
LIU*:					
LIU*:					
Wagner*:					
Wagner*:					
Saint Francis*:					
Saint Francis*:					
Sacred Heart*:					
Sacred Heart*:					
Merrimack*:					
Merrimack*:					

* Conference Game

2020-21 ROSTER

No.	Name	Yr.	Pos.	Ht./Wt.	Hometown / Prev School
0	Larry Moreno	Jr.	G	6-0/176	Brooklyn, NY / Brooklyn High School for Law & Technology
1	Stevan Krtnic	Jr.	G	6-5/205	Novi Sad, Serbia / Carnegie Schools Riverside
2	Abdallah Wague	So.	G	6-0/172	Brooklyn, NY / Benjamin Banneker Academy / VFMAAC
3	Rob Higgins	So.	G	6-1/179	Middletown, NJ / Middletown North
4	Chauncey Hawkins	Sr.	G	5-8/172	Spring Valley, NY / St. Joseph Regional
5	Yaradyah Evans	Sr.	F	6-6/196	Brooklyn, NY / South Shore
12	Vuk Stevanic	Jr.	F	6-8/228	Jagodina, Serbia / Canterbury School / Highland
13	Travis Atson	Gr.	G/F	6-5/200	Brooklyn, NY / Christ The King / Tulsa / Quinnipiac
14	Unique McLean	Gr.	G	6-2/182	Brooklyn, NY / The MacDuffie School / UMass
15	Trey Quartlebaum	So.	G	6-2/187	Lawrence, KS / Lawrence
20	Elijah Hardison	Fr.	F	6-7/225	Brooklyn, NY / Xaverian High School
21	Luka Jaksic	So.	F	6-6/224	Woodstock, GA / Furtah Prep / Presbyterian
30	Alex May	So.	G	6-1/182	Englewood, NJ / St. Mary / Andrews Osborne Academy
45	Jordan Williams	Sr.	G	6-4/196	Brooklyn, NY / St. Edmund Prep
55	David Muenkat	Jr.	F	6-7/221	Brampton, Ontario / The Rise Center / Trinidad State

Coaching Staff:

Head Coach: Glenn Braica (Queens College '89), 11th Season

Associate Head Coach: Clive Bentick (Canisius College '01), 14th Season

Assistant Coach: Ron Ganulin (Long Island University '68), Eighth Season

Director of Basketball Operations: Aleksandar Isailovic (St. Francis Brooklyn '14), Second Season

Special Assistant to the Head Coach: Jonathan Blount (Queens College '16), Second Season

Pronunciation Guide:

1	Stevan Krtnic	Steh-van Kur-tin-ich	21	Luka Jaksic	Yahk-sich
2	Abdallah Wague	Wayg	55	David Muenkat	MWhen-cat
5	Yaradyah Evans	Ya-rid-dee-ya		Glenn Braica	Bry-Kuh
	Likes to be called:	Ya-Ya		Ron Ganulin	Gan-u-lin
12	Vuk Stevanic	Vook Steh-van-ich		Aleksandar Isailovic	E-Sa-E-Lovich

ROSTER ANALYSIS


By Experience:

By Class:	By Position:	Returning (8)
Graduates (2).....Travis Atson	Guards (10).....Travis Atson	Yaradyah Evans
Unique McLean	Chauncey Hawkins	Chauncey Hawkins
Seniors (3).....Yaradyah Evans	Rob Higgins	Rob Higgins
Chauncey Hawkins	Stevan Krtnic	Stevan Krtnic
Jordan Williams	Alex May	Unique McLean
Juniors (4).....Stevan Krtnic	Unique McLean	Larry Moreno
Larry Moreno	Larry Moreno	Trey Quartlebaum
David Muenkat	Trey Quartlebaum	Jordan Williams
Vuk Stevanic	Abdallah Wague	Newcomers (7).....Travis Atson
Sophomores (5).....Rob Higgins	Jordan Williams	Elijah Hardison
Luka Jaksic	Yaradyah Evans	Luka Jaksic
Alex May	Elijah Hardison	Alex May
Trey Quartlebaum	Luka Jaksic	David Muenkat
Abdallah Wague	David Muenkat	Vuk Stevanic
Freshmen (1).....Elijah Hardison	Vuk Stevanic	Abdallah Wague

TV/RADIO CHART



#0 Larry Moreno
Jr. | G | 6-0 | 176
Brooklyn, NY



#1 Stevan Krtnic
Jr. | G | 6-5 | 205
Novi Sad, Serbia



#2 Abdallah Wague
So. | G | 6-0 | 172
Brooklyn, NY



#3 Rob Higgins
So. | G | 6-1 | 179
Middletown, NJ



#4 Chauncey Hawkins
Sr. | G | 5-8 | 172
Spring Valley, NY



#5 Yaradyah Evans
Sr. | F | 6-6 | 196
Brooklyn, NY



#12 Vuk Stevanic
Jr. | F | 6-8 | 228
Jagodina, Serbia



#13 Travis Atson
Gr. | G/F | 6-5 | 200
Brooklyn, NY



#14 Unique McLean
Gr. | G | 6-2 | 182
Brooklyn, NY



#15 Trey Quartlebaum
So. | G | 6-2 | 187
Lawrence, KS



#20 Elijah Hardison
Fr. | F | 6-7 | 225
Brooklyn, NY



#21 Luka Jaksic
So. | F | 6-6 | 224
Woodstock, GA



#30 Alex May
So. | G | 6-1 | 182
Englewood, NJ



#45 Jordan Williams
Sr. | G | 6-4 | 196
Brooklyn, NY



#55 David Muenkat
Jr. | F | 6-7 | 221
Brampton, Ontario


2020-21 COACHING STAFF




Glenn Braica
Head Coach
11th Season



Clive Bentic
Associate Head Coach
14th Season



Ron Ganulin
Assistant Coach
Eighth Season



Aleksandar Isailovic
Director of Operations
Second Season



Jonathan Blount
Special Asst to HC
Second Season

COACHING STAFF



GLENN BRAICA • HEAD COACH • 11TH SEASON

THE BRAICA FILE

PERSONAL INFORMATION

Hometown - Brooklyn, NY
Education - Queens College '89
Hired at St. Francis Brooklyn - May 20, 2010

COLLEGE COACHING EXPERIENCE

1989-90 - New York City Tech Assistant Coach
1990-2004 - St. Francis Brooklyn Assistant
2004-10 - St. John's Assistant Coach
2010-Pres - St. Francis Brooklyn Head Coach

BRAICA YEAR-BY-YEAR AS HEAD COACH

YEAR	RECORD
2020-21	(0-1, 0-1 NEC)
2019-20	(13-18, 7-11 NEC)
2018-19	(17-16, 9-9 NEC)
2017-18	(13-18, 10-8 NEC)
2016-17	(4-27, 2-16 NEC)
2015-16	(15-17, 11-7 NEC)
2014-15	(23-12, 15-3 NEC)
2013-14	(18-14, 9-7 NEC)
2012-13	(12-18, 8-10 NEC)
2011-12	(15-15, 12-6 NEC)
2010-11	(15-15, 10-8 NEC)

Career Record:

Overall - 145-171 (.459)
NEC - 93-86 (.520)
Total Games - 316

Awards & Honors:

2x NEC Coach of the Year
2x District 18 NABC Coach of the Year
2x Skip Prosser "Man of the Year" Finalist
Peter A. Carlesimo MET Writers
Co-Coach of the Year

Glenn Braica was named the 17th head coach of the St. Francis Brooklyn men's basketball program on May 20, 2010. In 10 seasons at the helm of the Terriers, Braica has recorded 145 wins, which are the third-most by a head coach in program history.

Braica has a stellar 93-86 (.522) mark in Northeast Conference (NEC) action and has guided the Terriers to the NEC Tournament nine times. In 2018-19, the Terriers won 17 games, their most since the historic 2014-15 season and earned a bid to the CollegeInsider.com Postseason Tournament (CIT). St. Francis collected eight non-conference victories in 2018-19, which were one shy of tying the NEC non-conference wins record which the Terriers set back in 2013-14.

Through his 10 seasons as head coach, Braica has had at least one player from his team receive NEC accolades in each season. In 2010-11, Akeem Bennett was named the Defensive Player of the Year and selected to the Second Team. Bennett's teammate Ricky Cadell also earned a spot on the Second Team that season. In 2011-12, Jalen Cannon was picked to the Rookie Team, and the following season he was tabbed to the Second Team.

In 2013-14, Cannon earned First Team honors, while Wayne Martin was picked to the Rookie Team. In 2014-15, one of the most historic seasons in program history, Cannon won the Player of the Year honor and was a member of the First Team. Amdy Fall picked up the Defensive Player of the Year honor, and Brent Jones was selected to the First Team alongside Cannon.

The following season, Fall took home his second-straight Defensive Player of the Year award. That year, the Terriers had a trio on the Third Team (Chris Hooper, Yunus Hopkinson, and Tyreek Jewell). In 2016-17, Rasheem Dunn made the All-NEC Rookie Team. In 2017-18, Dunn was rewarded with Second Team honors, while Jalen Jordan was named to the Rookie Team. In 2018-19, Jordan earned Second Team honors, while Glenn Sanabria was named to the Third Team. Last season, Chauncey Hawkins and Deniz Celen were named to the All-NEC Third Team, while Rob Higgins was selected to the NEC All-Rookie Team.

In total, Braica has coached one NEC Player of the Year (Cannon), two NEC Defensive Players of the Year (Bennett & Fall, twice), and 14 All-Conference players.

In 2014-15 St. Francis Brooklyn tied a school record with 23 victories and won its first NEC Regular Season Championship since the 2003-04 campaign. The Terriers earned a berth in the NIT, which marked the program's first national postseason appearance since 1963.

One of Braica's first recruits, Cannon was named the NEC Player of the Year and was a First Team All-Metropolitan Sports Writers Association selection. Cannon had a record-breaking year in 2014-15, as he became the Terriers' all-time leading scorer (1,720 points) and rebounder (1,159 rebounds). His 1,159 rebounds made him the All-Time leader in the NEC. Cannon became the first St. Francis Brooklyn player to be named to the All-Met Division I First Team and also the first Terrier to become an AP Honorable Mention All-American. Before his graduation in May 2015, Cannon was the NCAA Division I active rebound leader.

In addition, Jones earned First Team All-Conference accolades and Fall was named the Defensive Player of the Year. Braica earned the NEC Coach of the Year honor for the second time in his career and was the Metropolitan Sports Writers Association's Co-Coach of the Year. He also was named the District 18 NABC Coach of the Year.

COACHING STAFF

Braica has developed a reputation as one of the good guys in the industry and was named a finalist for the prestigious Skip Prosser “Man of the Year” Award in 2013-14 and 2014-15. In 2013-14, the Terriers opened up the season with a 66-62 overtime win against the reigning ACC Champions Miami. That year, St. Francis set the NEC record for non-conference wins with nine and posted an overall mark of 18-14.

On the court, Braica’s student-athletes exude the same intensity as their leader does on the sidelines and it’s easy to tell why recruits sign up to play for him. A born-and-raised Brooklynite, Braica has spent his entire career in New York City, which began after his playing days at Queens College. He was an assistant at St. Francis Brooklyn from 1990-2004 before a stint at St. John’s as an assistant from 2004-10. That experience has helped Braica navigate through a crowded recruiting scene to thrust the Terriers back in contention in the NEC.

It didn’t take long for Braica to get the program back on track. In his first season on the sidelines in 2010-11, Braica led the Terriers to a 15-15 campaign and the No. 5 seed in the Northeast Conference Tournament. It was the program’s best record since the 2003-04 season when the Terriers finished 15-13 and won a share of the NEC Regular Season title.

In 2011-12, St. Francis Brooklyn hosted their first home conference tournament game since 1997, after placing fourth in the league standings. Braica’s focus on strong defense certainly paid off. That season, his team was one of the best in the nation at guarding the three-point line. The Terriers ranked second in the NEC and 17th in the country in defensive three-point field goal percentage. Braica was named the Jim Phelan NEC Coach of the Year as well as the NABC District 18 Co-Coach of the Year.

In his first stint at St. Francis Brooklyn, Braica was with the Terriers for 15 years and was the associate head coach from the 2000-01 season until his departure for St. John’s following the 2003-04 season under his current assistant coach Ron Ganulin.

During Braica’s last seven years as an assistant at St. Francis Brooklyn, the Terriers posted a 118-83 record, including an 88-42 mark in the NEC and captured two Regular Season Championships. They finished with a .500 or better record in the league seven-straight years, at that time the longest active streak in the conference. They also reached the NEC semifinals five times and had two Championship game appearances in Braica’s last five seasons. Braica helped Ganulin orchestrate the Terriers’ offensive system, which ranked first or second in the NEC in each of the last five seasons he was on staff. During his tenure, the squad emerged from the league’s lower tier and went on to become one of the conference’s elite programs.

From 1998-2004, the Terriers had one player named the league’s Player of the Year, six First-Team All-NEC selections, five Second-Team All-NEC honorees, two players that led the league in scoring, two NEC Rookies of the Year, and a NEC Defensive Player of the Year. Braica recruited and coached several student-athletes that would go on to pro basketball careers during his time with the Terriers.

Following his first stint at the college, Braica spent six seasons as an assistant at St. John’s under Norm Roberts. When Roberts became head coach at St. John’s, Braica, a teammate at Queens College, was his first hire.

Braica was also praised by Roberts for his ability to reach out to the community and Red Storm alumni, bringing former players back into the fold. He was also one of the co-directors of the Norm Roberts basketball camp, helping to increase enrollment from 75 campers in 2004 to 260 kids per session in 2009.

While at St. John’s, Braica recruited and helped develop First Team All-Big East guard Dwight Hardy, Sixth Man of the Year Justin Burrell, as well as NBA players D.J. Kennedy and Cedric Jackson.

From 2001-03, Braica was the head coach for the Empire State Games New York City men’s open team, which won gold medals in 2001 and 2002, as well as a silver medal in 2003. The teams included former Terriers Cliff Strong, Sean Dantzier, Damien Herard, Devon Neckles, Karl Sanders, and Tristan Smith, as well as current NBA coach and former NBA player Royal Ivey.

Braica has also coached numerous players that participated in the NBA Summer League, including Dwight Hardy (Miami Heat), Justin Burrell (Golden State Warriors), D.J. Kennedy (Cleveland Cavaliers), Paris Horne (Charlotte Hornets), Justin Brownlee (New York Knicks & Charlotte Hornets), and Anthony Mason Jr. (Miami Heat). Kennedy went on to play for the Cavaliers in the 2011-12 season, while Jackson spent time with the Cavaliers, Spurs, and Wizards in 2009-10.

Since taking over as head coach, a large number of Braica’s student-athletes have gone on to sign professional contracts on the international circuit. Akeem Bennett ’11, Ricky Cadell ’11, Alex Harrington ’11, Stefan Perunicic ’12, Akeem Johnson ’13, Aleksandar Isailovic ’14, Ben Mockford ’14, Kevin Douglas ’15, Jalen Cannon ’15, Lowell Ulmer ’15, Brent Jones ’15, Chris Hooper ’16, Tyreek Jewell ’16, and Gunnar Olafsson ’18 have all enjoyed successful careers overseas.

Braica attended St. Agnes High School and Bishop Ford High School in Brooklyn in the early 1980s and graduated from Queens College in 1989. Braica began his coaching career at New York City Tech as an assistant in 1988. He also served as a teacher at The Reece School and in the New York City Board of Education from 1989-94. He currently serves on the NCAA Division I USA Today Coaches’ Poll Committee. Braica and his wife, Christine, live in Brooklyn.

COACH BRAICA SEASON-BY-SEASON BREAKDOWN							
Season	Conf	W	L	W-L% (Overall)	W	L	W-L% (NEC)
2020-21	NEC	0	1	.000	0	1	.000
2019-20	NEC	13	18	.389	7	11	.389
2018-19	NEC	17	16	.515	9	9	.500
2017-18	NEC	13	18	.419	10	8	.556
2016-17	NEC	4	27	.129	2	16	.111
2015-16	NEC	15	17	.469	11	7	.611
2014-15	NEC	23	12	.657	15	3	.833
2013-14	NEC	18	14	.563	9	7	.563
2012-13	NEC	12	18	.400	8	10	.444
2011-12	NEC	15	15	.500	12	6	.667
2010-11	NEC	15	15	.500	10	8	.556
Total	NEC	145	171	.459	93	86	.520

2020-21 TERRIERS



#0 LARRY MORENO • JUNIOR • GUARD

MORENO NOTABLES

PERSONAL INFORMATION: Height - 6-0 | Weight - 176 lbs | Hometown - Brooklyn, NY | High School - Brooklyn High School for Law & Technology

2019-20 IN REVIEW: Named NEC Rookie of the Week on February 10...Appeared in 11 games and averaged 13.2 minutes per game as a sophomore...Tallied 3.7 points and 1.5 rebounds per game...Made his collegiate debut at home on November 21, in a win over Medgar Evers...Scored his first career points on December 7, at UMass Lowell...Came off the bench to score a season-high 19 points on 7-of-9 shooting from the field and 5-of-6 from three in a 70-67 win against Mount St. Mary's on February 8...Scored eight points in 30 minutes in a win over LIU in the 45th annual Battle of Brooklyn...Registered eight points on 3-of-7 shooting from the field and 2-of-3 shooting from behind the arc on March 4, at Robert Morris in the NEC Quarterfinals...Became a viral social media sensation for his trick shots that he posts to his personal Instagram page (@lcf_larry)...Has been featured on ESPN.com, ESPN SportsCenter, Overtime, House of Highlights, Complex, FIBA, SLAM, Reuters, ABC News, NBC Access Hollywood, NBC 4 New York, FOX 5 New York, PIX 11 New York, 1010 WINS, New York Post, News 12 Brooklyn.

2018-19 IN REVIEW: Named to NEC Winter Academic Honor Roll...Missed entire season due to injury.

PRIOR TO ST. FRANCIS BROOKLYN: The 5-11 Moreno is the all-time leading scorer with over 2,000 points at Brooklyn Law & Tech...In his senior season, he led the Jets to the Public Schools Athletic League "A" championship and scored 35 points against Roosevelt in the finals...The team advanced to the New York State Boys' Class "A" Federation Tournament...As a junior, he averaged 20.4 points, 6.4 rebounds and 4.6 assists per game, and led his team to the Public Schools Athletic League "A" championship game...He was named to the First Team All-State squad and was as a First Team All-Brooklyn pick...In addition, he was named a First Team All-Brooklyn performer by the Brooklyn Courier...Moreno was also named the Most Valuable Player of the Hersch Classic in 2016.

2020-21 GAME-BY-GAME STATS

Date/Opponent	GS	MIN	FGM/A	PCT	3FG/A	PCT	FTM/A	PCT	OFF	DEF	TOT	AVG	PF	AST	T/O	BLK	STL	PTS	AVG
12/08/20 Bryant		20	2-4	.500	2-3	.667	1-2	.500	1	2	3	3.0	5	2	2	1	1	7	7.0
Total		20	2-4	.500	2-3	.667	1-2	.500	1	2	3	3.0	5	2	2	1	1	7	7.0

2020-21 TERRIERS



#1 STEVAN KRTINIC - JUNIOR - GUARD

KRTINIC NOTABLES

PERSONAL INFORMATION: Height - 6-5 | Weight - 205 lbs | Hometown - Novi Sad, Serbia | High School - Carnegie Schools Riverside

2019-20 IN REVIEW: Named to NEC Winter Academic Honor Roll...Appeared in 24 games and made 12 starts...Averaged 6.0 points per game on 36.6 percent shooting from the field and 34.7 percent shooting from three-point range...Tallied 2.2 rebounds and 1.9 assists per game in 22.2 minutes per contest...Shot 71.4 percent from the free-throw line...Scored in double-digits seven times and poured in a season-high 14 points twice...Scored 14 points, dished out five assists, and pulled down five rebounds in a win against Medgar Evers on November 21...His five assists and five rebounds against the Cougars were both season-highs...Registered 14 points, two assists, and two rebounds in his first start of the season versus NJIT on December 14...Converted a season-high four three-pointers on two occasions (Nov. 21 vs. Medgar Evers, Jan. 30 at Merrimack)...Scored 12 points on a perfect 4-of-4 shooting from the field, including 3-of-3 from behind the arc at Longwood on November 14...Helped lead the Terriers to a crucial NEC win over Robert Morris on January 23, with 11 points, four assists, and four rebounds...Ranked fifth on the team in scoring.

2018-19 IN REVIEW: Named to NEC Winter Academic Honor Roll...Appeared in 28 games and made one start as a freshman...Recorded 3.9 points, 1.7 rebounds, and 1.0 assists, in 14.9 minutes per game...Poured in a season-high 19 points on 7-of-9 shooting from the field and 5-of-6 shooting from three against Hampton in the First Round of the CIT on March 21...The seven made field goals and five made three-pointers were both season-highs...Dished out a season-best four assists against the Pirates in the opening round of the CIT...Pulled down a season-high seven rebounds on January 26, at Mount St. Mary's (MD)...Scored in double figures three times as a freshman...Came off the bench to tally 15 points in his collegiate debut on November 7, vs. Medgar Evers...Paced the Terriers to a road win at Mount St. Mary's (MD) as he came off the bench to contribute 15 points on 5-of-7 shooting in a season-high 33 minutes...Shot 38-of-75 (50.7%) from the field and 20-of-44 (45.5%) from behind the arc for the year.

PRIOR TO ST. FRANCIS BROOKLYN: He had an impressive final at the Carnegie Schools Riverside in Riverside, CA, where he was selected to the Division 4A First Team by the California Interscholastic Federation-Southern Section...Krtinic averaged 21.8 points, 4.5 rebounds, and 6.8 assists last season and led his team to the CIF Southern Section and State playoffs...He was also a member of the Serbian national team for the 2017 FIBA under-18 European Championships.

2020-21 GAME-BY-GAME STATS

Date/Opponent	GS	MIN	FGM/A	PCT	3FG/A	PCT	FTM/A	PCT	OFF	DEF	TOT	AVG	PF	AST	T/O	BLK	STL	PTS	AVG
12/08/20 Bryant		4	0-1	.000	0-0	.000	0-0	.000	0	0	0	0.0	0	1	0	0	0	0	0.0
Total		4	0-1	.000	0-0	.000	0-0	.000	0	0	0	0.0	0	1	0	0	0	0	0.0

2020-21 TERRIERS



#2 ABDALLAH WAGUE • SOPHOMORE • GUARD

WAGUE NOTABLES

PERSONAL INFORMATION: Height - 6-0 | Weight - 172 lbs | Hometown - Brooklyn, NY | High School - Benjamin Banneker Academy | Prev. School - VFMAC

PRIOR TO ST. FRANCIS BROOKLYN: Attended Valley Forge Military Academy and College before St. Francis...Played on VFMAC's men's basketball team and averaged 16.3 points, 6.1 rebounds, and 3.3 assists per game in 19 games as freshman...Shot 43.3 percent from the field and 35.1 percent from three-point range...Went to high school at Benjamin Banneker Academy in Brooklyn and played three years of varsity basketball...Helped Banneker make a Quarterfinals appearance during a record season and served as team Captain...He is the son of Ahmadou and Aminata...Has four siblings, Abou, Zaid, Kadidia, and Aicha...Majors in Business Administration.

2020-21 GAME-BY-GAME STATS

Date/Opponent	GS	MIN	FGM/A	PCT	3FG/A	PCT	FTM/A	PCT	OFF	DEF	TOT	AVG	PF	AST	T/O	BLK	STL	PTS	AVG
12/08/20 Bryant		0+	0-0	.000	0-0	.000	0-0	.000	0	0	0	0.0	0	1	0	0	0	0	0.0
Total		0+	0-0	.000	0-0	.000	0-0	.000	0	0	0	0.0	0	1	0	0	0	0	0.0

2020-21 TERRIERS



#3 ROB HIGGINS • SOPHOMORE • GUARD

HIGGINS NOTABLES

PERSONAL INFORMATION: Height - 6-1 | Weight - 179 lbs | Hometown - Middletown, NJ | High School - Middletown North

2019-20 IN REVIEW: Selected to the NEC All-Rookie Team...Named the men's basketball team's Rookie of the Year...Tabbed the NEC Co-Rookie of the Week on January 22...Appeared in 31 games and made nine starts...Recorded 11.1 points per game on 36.4 percent shooting from the field and 77.6 percent shooting from the free-throw line...Led all NEC rookies in points per game, both overall and in conference play...During league play, he averaged 12.2 points per game and shot a blistering 89.7 percent from the free-throw line...Scored in double figures 20 times, which were the second-most on the team...Before starting the final nine games for the Terriers, he scored in double-digits coming off the bench 14 times...He recorded the 26th-most double-digit point performances off the bench throughout the nation...Ranked fourth on the team in scoring...Scored a season-high 20 points on 8-of-16 shooting from the field and 3-of-7 shooting from three against LIU on January 17...Helped lead the Terriers to a victory over LIU in the 45th annual Battle of Brooklyn with 19 points on February 18...Converted a season-high 10 free-throws on 11 attempts against the Sharks on February 18...Dished out a season-high seven assists against Bryant on February 6...Pulled down a season-high five rebounds at Robert Morris on March 4, in the NEC Quarterfinals...Scored 19 points on 6-of-13 shooting in a non-conference win over NJIT on December 14...Poured in 17 points on 7-of-16 shooting in a win over Delaware State on December 22...Logged a season-high 45 minutes against Wagner on February 23... Made his collegiate debut at Fordham on November 5, and came off the bench to score nine points in 20 minutes.

PRIOR TO ST. FRANCIS BROOKLYN: Higgins is a 6-foot-1, 175-pound guard from Middletown, NJ and played four years of varsity basketball at Middletown North High School...Additionally, he played AAU ball for New Heights NYC...He also played varsity football at Middletown North...The Jersey Shore native concluded his high school career as one of the most prolific scorers in the history of the Shore Conference...Higgins finished his career with 2,278 points, the third-most all-time in the history of the league...He became the first student-athlete ever to lead the Shore Conference in scoring three times...Higgins led the league in scoring three years in a row as he averaged 28.2 points per game as a senior, 28.8 points per game (career-high) as a junior, and 22.9 points per game as a sophomore...After his senior season, the guard was named the B North Player of the Year and was tabbed to the Shore Conference First Team, Asbury Park Press All-Shore First Team, NJHoops.com 11th Team All-State, All-State Group 3, and All-Shooter Third Team...As a junior, Higgins earned the B North Player of the Year honor for the first time and was selected to the All-Shore First Team, First Team Class B, NJ.com First Team All-State Group 3, and NJHoops.com 12th Team All-State...Following his sophomore season, he garnered Shore Conference Class B First Team honors and was named to the Asbury Park Press All-Shore Third Team...As a freshman, he poured in 15.8 points per game, and the coaches selected him to the Shore Conference Class A North First Team...He is the son of Alyson and Rob Higgins and has five siblings, Joanne, Brooke, Paige, Taylor, and Billy...His mother, Alyson, was the captain of the Rutgers dance team...His father, Rob, was a member of the Rutgers football team and played quarterback...He later spent time with the San Diego Chargers of the National Football League (NFL).

2020-21 GAME-BY-GAME STATS

Date/Opponent	GS	MIN	FGM/A	PCT	3FG/A	PCT	FTM/A	PCT	OFF	DEF	TOT	AVG	PF	AST	T/O	BLK	STL	PTS	AVG
12/08/20 Bryant	*	33	5-17	.294	0-5	.000	1-2	.500	1	2	3	3.0	3	5	2	0	0	11	11.0
Total		33	5-17	.294	0-5	.000	1-2	.500	1	2	3	3.0	3	5	2	0	0	11	11.0

2020-21 TERRIERS



#4 CHAUNCEY HAWKINS • JUNIOR • GUARD

HAWKINS NOTABLES

PERSONAL INFORMATION: Height - 5-8 | Weight - 172 lbs | Hometown - Spring Valley, NY | High School - St. Joseph Regional

2019-20 IN REVIEW: Selected to the All-NEC Third Team...Named to NEC Academic Honor Roll...Was one of 11 student-athletes in the nation and just the second Terrier in program history selected to the Division I-AAA Athletics Directors Association (DI-AAA ADA) Scholar-Athlete Team...Selected to NABC Honors Court...Was a finalist for the NEC Male Student-Athlete of the Year award...Named NEC Player of the Week on December 16...Was named the College Sports Madness NEC Player of the Week and was tabbed a Metropolitan Basketball Writers Association Weekly Honorable Mention for the week of December 16...Appeared in 31 games (all starts)...Averaged a team-best 15.1 points to go along with 3.7 rebounds, 3.2 assists, and 1.8 steals per contest...Led the Terriers in points per game, assists per game, and steals per game...Ranked eighth in the NEC in scoring, eighth in assists per game, seventh in free-throw percentage (81.7%), tied for fourth in steals per game, and was tied for the 10th-best assist-to-turnover ratio (1.4) in the conference...Scored in double-digits a team-high 24 times and also scored 20 or more points in a game nine times, which was also a team-high...In the Terriers' final regular season game of the season, a win at Central Connecticut State on February 29, Hawkins scored a career-high 38 points...He shot 8-of-20 from the field, 3-of-7 from three-point range, and 19-of-20 from the free-throw line...The 19 made free-throws tied the program record and are the third-most in a game in NEC history...His 38 points against Central were the second-most scored in a game by an NEC student-athletes in 2019-20...He was the first Terrier to score 30 or more points in a game since Yunus Hopkinson recorded 34 points against Sacred Heart on February 9, 2017...Became the 33rd member of the Terriers' 1,000 Point Club against Robert Morris on March 4, in the NEC Quarterfinals...Was featured on ESPN SportsCenter's Top 10 for his halftime buzzer-beater in the NEC Tournament Quarterfinals at Robert Morris...The shot was ranked the second-best play in all of sports on March 4.

2018-19 IN REVIEW: Appeared in 30 games for the Terriers as a sophomore and averaged 24.8 minutes per contest...Registered 11.1 points, 2.2 rebounds, and 1.9 assists per game...Ranked 26th in the NEC in scoring with 11.1 points per game...Shot 34.3 percent (98-of-286) from the field and 77.6 percent (104-of-134) from the free-throw line...Led the Terriers in both free-throws made (104) and free-throws attempted (134)...Finished 14th in the NEC in free-throw percentage (77.6%)...Came off the bench to score 17 points against ACG power Boston College on November 11...Led the Terriers to victory with 26 points on 9-of-19 shooting from the field in a win over Lafayette on November 18...Recorded back-to-back 20-plus point outings against Niagara and Presbyterian on November 24 and November 28, respectively...Poured in 22 points on 6-of-11 shooting from the floor, 3-of-6 shooting from three, and 7-of-8 shooting from the free-throw line in a win at Niagara...Scored a career-high 27 points on 8-of-14 shooting from the field, 4-of-5 shooting from three, and 7-of-8 shooting from the line in a victory at Presbyterian...Registered 23 points on 8-of-17 shooting from the field in a win over Sacred Heart on January 19...The Terriers were 4-0 when Hawkins scored 20 or more points in a game...Scored in double-digits 14 times...Dished out a career-high seven assists in the season opener against Medgar Evers on November 7...Grabbed a career-best six rebounds on March 2, against Mount St. Mary's...Swiped a career-high three steals vs. Bryant on February 28.

2017-18 IN REVIEW: NEC Co-Rookie of the Week on January 29...Averaged 6.6 points, 1.5 assists, and 1.4 rebounds per game in his freshman campaign...He shot 35.0 percent from the field and 74.0 percent from the free-throw line...He tallied double-digit points on nine occasions last season...Scored six points and handed out four assists in the season-opener at Duquesne...Scored 18 points and dished out a career-best six assists versus the College of New Rochelle...Scored a team-high 14 points against Army...Contributed 11 points vs. Maritime...Scored 10 points and went 4-of-4 from the free-throw line in the closing seconds to secure the win at Sacred Heart...Scored nine points at Robert Morris...Came up big with a 16 point performance at FDU on 4-of-6 shooting...Followed that up with a career-best 19 points and four threes at Mount St. Mary's...Scored 18 points, 16 in the second half at Wagner...Scored 11 first half point at Central on 5-of-10 shooting from the field.

PRIOR TO ST. FRANCIS BROOKLYN: Hawkins, a 5-foot-8 guard, earned first-team All-North Jersey honors during his senior year after averaging 19.2 points, 4.9 rebounds, 4.1 assists and 3.4 steals...Needing 29 points to reach 1,000 for his career, Hawkins exploded for a career-high 38 points to lift St. Joseph to a 77-73 win over Pasack Valley in February of 2017...He finished with 1,198 career points and led St. Joseph to a No. 11 ranking in the N.J.com Top 50 Poll.

2020-21 GAME-BY-GAME STATS

Date/Opponent	GS	MIN	FGM/A	PCT	3FG/A	PCT	FTM/A	PCT	OFF	DEF	TOT	AVG	PF	AST	T/O	BLK	STL	PTS	AVG
12/08/20 Bryant	*	26	2-8	.250	0-3	.000	0-0	.000	1	3	4	4.0	2	6	3	1	3	4	4.0
Total		26	2-8	.250	0-3	.000	0-0	.000	1	3	4	4.0	2	6	3	1	3	4	4.0

2020-21 TERRIERS



#5 YARADYAH EVANS • SENIOR • FORWARD

EVANS NOTABLES

PERSONAL INFORMATION: Height - 6-6 | Weight - 196 lbs | Hometown - Brooklyn, NY | High School - South Shore

2019-20 IN REVIEW: Appeared in 31 games and made 30 starts...Averaged 3.3 points and 4.8 rebounds per game...Ranked third of the team in rebounding and recorded the third-most total rebounds (150)...Recorded 0.7 blocks per game, which ranked 15th in the NEC...Finished with a double-double in a win against Medgar Evers on November 21...Scored a season-high 17 points and pulled down a season-best 13 rebounds in the win over the Cougars...Scored eight points and made a season-high two three-pointers at Bryant on February 6...Shot 70.4 percent from the free-throw line...Logged a season-high 28 minutes at Robert Morris on March 4, in the NEC Quarterfinals.

2018-19 IN REVIEW: Appeared in 33 games, made 31 starts, and logged 19.6 minutes per contest as a sophomore...Averaged 4.1 points and 5.2 rebounds per game...Ranked second on the Terriers in rebounds per game with 5.2...Tied for 17th in the conference in rebounds and ranked 11th in defensive rebounds per game with 4.06...Scored a career-high 11 points on 4-of-7 shooting from the field on January 3, against Bryant...Had his second double-digit scoring outing of the season on January 31, against CCSU as he tallied 10 points, pulled down seven rebounds, and dished out a season-high four assists against the Blue Devils...Recorded 10 or more rebounds in a game five times and notched a career-high with 18 boards vs. Saint Peter's on December 15...He later grabbed 15 rebounds on the road at Sacred Heart on February 2...The 18 rebounds were the second-most by an NEC student-athlete in 2018-19...The 18 boards were also the most by a Terrier since Jalen Cannon, pulled down 20 against FDU on February 25, 2012...He was one of two players in the NEC to have multiple games with 15 or more rebounds in 2018-19.

2017-18 IN REVIEW: Appeared in 15 contests and averaged 1.5 points per game as a freshman...He registered 8.1 minutes per game and logged a season-high 20 minutes of action against Florida Gulf Coast on November 26...He tallied a season-high six points on November 16 against Manhattan where hit knocked down a pair of three-pointers for his first career points...Evans pulled down a season-high six rebounds at home versus Maritime on December 16...For the season he shot 8-of-24 from the field and 3-of-13 from behind the arc.

PRIOR TO ST. FRANCIS BROOKLYN: Played three years at Harry Van Arsdale before finishing up at South Shore...Averaged 15.3 points and 8.2 rebounds in his senior year...Hit a game-winning jumper against Bishop Loughlin in a holiday tournament game...Recorded a game-winning blocks against Thomas Jefferson.

2020-21 GAME-BY-GAME STATS

Date/Opponent	GS	MIN	FGM/A	PCT	3FG/A	PCT	FTM/A	PCT	OFF	DEF	TOT	AVG	PF	AST	T/O	BLK	STL	PTS	AVG
12/08/20 Bryant	*	5	0-1	.000	0-0	.000	1-2	.500	3	0	3	3.0	2	0	1	1	0	1	1.0
Total		5	0-1	.000	0-0	.000	1-2	.500	3	0	3	3.0	2	0	1	1	0	1	1.0

2020-21 TERRIERS



#12 VUK STEVANIC • JUNIOR • FORWARD

STEVANIC NOTABLES

PERSONAL INFORMATION: Height - 6-8 | Weight - 228 lbs | Hometown - Jagodina, Serbia | High School - Canterbury School | Prev. School - Highland

PRIOR TO ST. FRANCIS BROOKLYN: Joins St. Francis after spending two seasons at Nationally ranked Highland Community College...Through two seasons at Highland, he appeared in 61 games and made 49 starts...for his career on the Junior College level, he recorded 7.0 points, 4.7 rebounds, and 1.8 assists per game...Wrapped up a strong sophomore season in 2019-20, where he tallied 8.6 points, 4.4 rebounds, and 2.0 assists per game...Shot 58.7 percent from the field, 32.3 percent from behind the arc, and 71.9 percent from the free-throw line...Helped Highland to a stellar 27-7 overall record and an appearance in the District 4 Championship...Led his team in field goal percentage and was third on his team in both rebounds and assists per game...Scored in double-digits 11 times and poured in a season-high 18 points in a victory over Richard J. Daley on December 5...He is the son of Nevena and Ivica...His father, Ivica, played professional basketball in Serbia and Yugoslavia from 1989-1995...He chose St. Francis because he intends to major in Business and noted the College's great location in a big city that is full of opportunities upon graduation.

2020-21 GAME-BY-GAME STATS

Date/Opponent	GS	MIN	FGM/A	PCT	3FG/A	PCT	FTM/A	PCT	OFF	DEF	TOT	AVG	PF	AST	T/O	BLK	STL	PTS	AVG
12/08/20 Bryant	*	18	4-9	.444	0-1	.000	0-0	.000	2	2	4	4.0	1	0	1	1	0	8	8.0
Total		18	4-9	.444	0-1	.000	0-0	.000	2	2	4	4.0	1	0	1	1	0	8	8.0

2020-21 TERRIERS



#13 TRAVIS ATSON - GRADUATE - GUARD/FORWARD

ATSON NOTABLES

PERSONAL INFORMATION: Height - 6-5 | Weight - 200 lbs | Hometown - Brooklyn, NY | High School - Christ The King | Prev. School - Tulsa/Quinnipiac

PRIOR TO ST. FRANCIS BROOKLYN: Comes to St. Francis as a graduate transfer from Quinnipiac, where he played one season...In 2018-19, Atson played in 31 games for the Bobcats and averaged 5.3 points and 3.4 rebounds per game...He scored in double figures nine times and registered a season-high 16 points and eight rebounds on November 28, 2018, at UMass...Helped the Bobcats to an appearance in the CollegeInsider.com Postseason Tournament (CIT)...Prior to his time at Quinnipiac, he played his freshman year at Tulsa, where he appeared in 22 contests during the 2016-17 season...He recorded season-highs of 10 points and five rebounds in a victory over Oral Roberts on November 26, 2016...For the season, he shot 39.4 percent from the field, with half of his baskets coming from three-point range...Before his college career began, he played the 2015-16 season at Notre Dame Prep in Massachusetts and the 2014-15 season at South Kent School in Connecticut...The New York City product spent the first three years of his high school career at Christ the King High School in Queens...He led the Royals to two New York Catholic High School Athletic Association state championships, and was named the 2014 NYC CHSAA MVP...He is the son of Tara and Rick and has two siblings, Justin and Derek...He chose St. Francis because it is close to his home in Brooklyn, and he felt a strong connection with the coaches and players from the beginning.

2020-21 GAME-BY-GAME STATS

Date/Opponent	GS	MIN	FGM/A	PCT	3FG/A	PCT	FTM/A	PCT	OFF	DEF	TOT	AVG	PF	AST	T/O	BLK	STL	PTS	AVG
12/08/20 Bryant		27	8-15	.533	1-5	.200	2-2	1.000	1	7	8	8.0	4	2	2	0	2	19	19.0
Total		27	8-15	.533	1-5	.200	2-2	1.000	1	7	8	8.0	4	2	2	0	2	19	19.0

2020-21 TERRIERS



#14 UNIQUE MCLEAN • GRADUATE • GUARD

MCLEAN NOTABLES

PERSONAL INFORMATION: Height - 6-2 | Weight - 182 lbs | Hometown - Brooklyn, NY | High School - The MacDuffie School | Prev. School - UMass

2019-20 IN REVIEW: Appeared in 31 games (all starts)...Averaged 11.4 points, 8.0 rebounds, 1.9 assists, and 1.0 steals per game...Ranked 20th in the NEC in scoring, sixth in rebounding, tied for 13th in blocks per game (0.8), tied for third in offensive rebounds per game (2.7), and ninth in defensive rebounds per game (5.3)...Ranked third on the team in scoring and led the team in rebounding...Totaled a team-best six double-doubles, which were tied for the sixth-most in the NEC...His six double-doubles were the most by a Terrier since Antonio Jenifer also tallied six double-doubles in 2015-16...The six double-doubles were tied for the 25th-most by a guard throughout the nation...During conference play, he averaged 11.7 points and 9.3 rebounds per game...Ranked third in rebounding during NEC play (9.3 rpg)... Scored in double figures 20 times, which were the second-most on the team...Poured in a season-high 21 points on 8-of-16 shooting from the field in a win over Mount St. Mary's on February 8...Pulled down a season-high 13 rebounds against Merrimack on February 13...Dished out a season-high six assists against LIU on January 15...Set season-highs in blocks with three against Sacred Heart on February 1, and steals with three versus LIU on January 16...Scored 13 points and grabbed eight rebounds in his Terriers debut at Fordham on November 5...Helped lead the Terriers with 18 points and nine rebounds in a non-conference win at Hartford on December 5...Scored 19 points on 7-of-11 shooting in a win over Presbyterian on December 10...Recorded his first double-double of the season with 12 points and 10 rebounds in a win against FDU on January 2...Tallied 18 points on 6-of-11 shooting and grabbed 12 rebounds in a win at Wagner on January 18...Shot an efficient 44.8 percent from the field for the year...Logged 32.3 minutes per contest.

PRIOR TO ST. FRANCIS BROOKLYN: McLean, a Brooklyn, NY native returned to his hometown after spending his undergraduate career at the University of Massachusetts in the Atlantic 10...The 6-foot-2, 175-pound guard played in 56 games and made 28 starts over two seasons at UMass...He tallied 4.5 points, 4.3 rebounds, and 1.6 assists in 22.5 minutes per game as a member of the Minutemen...In 2018-19, he appeared in 23 games and made eight starts...He averaged 3.0 points, 3.3 rebounds, and 1.3 assists per game for UMass...The guard scored a season-high 11 points on 5-of-9 shooting from the field at Duquesne on March 2...He pulled down a season-best nine rebounds at George Mason on February 13...McLean had his best all-around game on February 6, against Fordham when he registered 10 points, six rebounds, and six assists...He grabbed five or more rebounds in each of the final 10 games of the season...In his first season at UMass, McLean played in 31 games and made 18 starts...He totaled 5.5 points, 4.9 rebounds, and 1.8 assists for the Minutemen in 2017-18...McLean scored a career-high 14 points, pulled down a career-high 12 rebounds, and dished out five assists for his first double-double against Fordham on January 27, 2018...McLean attended The MacDuffie School in Massachusetts and earned a 3-star rating from ESPN, 24/7Sports, and Rivals coming out of high school...He was No. 5 in Massachusetts, No. 53 at shooting guard, and No. 56 in the Northeast Region (ESPN).

2020-21 GAME-BY-GAME STATS

Date/Opponent	GS	MIN	FGM/A	PGT	3FG/A	PGT	FTM/A	PGT	OFF	DEF	TOT	AVG	PF	AST	T/O	BLK	STL	PTS	AVG
12/08/20 Bryant	*	29	7-17	.412	4-8	.500	0-0	.000	2	3	5	5.0	3	3	2	0	1	18	18.0
Total		29	7-17	.412	4-8	.500	0-0	.000	2	3	5	5.0	3	3	2	0	1	18	18.0

2020-21 TERRIERS



#15 TREY QUARTLEBAUM • FRESHMAN • GUARD

QUARTLEBAUM NOTABLES

PERSONAL INFORMATION: Height - 6-2 | Weight - 187 lbs | Hometown - Lawrence, KS | High School - Lawrence

2019-20 IN REVIEW: Appeared in 23 games...Averaged 1.7 points per game...Scored a season-high 20 points on 7-of-13 shooting from the field and 4-of-8 from three-point range in a win over Medgar Evers on November 21...Scored five points in seven minutes at Mount St. Mary's on January 20...Tallied five points on 2-of-4 shooting in seven minutes against Bryant on February 21...Dished out a season-high four assists against Medgar Evers on November 21...Grabbed two rebounds at NC State on November 16...Made his collegiate debut at Fordham on November 5, and logged nine minutes.

PRIOR TO ST. FRANCIS BROOKLYN: Quartlebaum is a 6-foot-1, 175-pound combo guard from Lawrence, KS and attended Lawrence High School...He is originally from Dobbs Ferry, NY and played AAU ball for KC Run GMC...He averaged 16.0 points per game during his senior year at Lawrence and was a Kansas 6A All-State member...Additionally, he was tabbed to the Kansas Sunflower League First Team and Kansas All-Area Team...LHS advanced to the Kansas State Tournament all four seasons he was on the team...As a junior, he averaged 13.0 points per game at Lawrence and was a Kansas 6A All-State Honorable Mention...He earned a Kansas Sunflower League Honorable Mention and Kansas All-Area Honorable Mention...Quartlebaum was tabbed to the Blue Valley Shootout All-Tournament Team and was a member of the Kansas Sub-State Championship team...He is the son of Christy and Fred Quartlebaum Jr...His mother Christy ran track at Maryland...Fred Quartlebaum Jr. is currently a member of the men's basketball coaching staff at Kansas, where he serves as the Director of Basketball Operations...Coach Braica and Quartlebaum Jr. have a close personal relationship as they both spent six seasons on Norm Roberts' coaching staff at St. John's...Growing up, Trey participated in basketball camps that coach Braica helped organize at St. John's...Quartlebaum Jr. was a standout basketball player at Fordham where he was a four-year letter winner from 1985-89...Trey's uncle, Ray Gant played football at the University of Georgia...His younger brother Mayson is a member of Kennesaw State men's basketball team.

2020-21 GAME-BY-GAME STATS

Date/Opponent	GS	MIN	FGM/A	PCT	3FG/A	PCT	FTM/A	PCT	OFF	DEF	TOT	AVG	PF	AST	T/O	BLK	STL	PTS	AVG
12/08/20 Bryant	7	14	1-4	.250	1-2	.500	0-0	.000	0	1	1	1.0	0	0	0	1	0	3	3.0
Total	7	14	1-4	.250	1-2	.500	0-0	.000	0	1	1	1.0	0	0	0	1	0	3	3.0

2020-21 TERRIERS



#20 ELIJAH HARDISON • FRESHMAN • FORWARD

HARDISON NOTABLES

PERSONAL INFORMATION: Height - 6-7 | Weight - 225 lbs | Hometown - Brooklyn, NY | High School - Xaverian

PRIOR TO ST. FRANCIS BROOKLYN: Attended Xaverian High School in Bay Ridge, Brooklyn...He was a member of the Clippers' varsity boys' basketball team and averaged 12.5 points, 7.0 rebounds, and 3.5 blocks per game...Earned the Clipper Award and Second Team honors during his time at Xaverian...He is the son of Renay and James and has four siblings, Jesse, Matthew, James, and Latoya...His brother, Matthew, played football at Delaware and spent time with the New York Jets in the NFL...His cousin, Josh Howard was a member of the men's basketball team at Wake Forest, where he had his number retired...Howard was drafted in the first round of the 2003 NBA Draft by the Dallas Mavericks and played 10 seasons in the league...He chose to attend St. Francis because of the College's high-level athletics, the opportunity to major in Psychology, and to stay close to home.

2020-21 GAME-BY-GAME STATS

Date/Opponent	GS	MIN	FGM/A	PCT	3FG/A	PCT	FTM/A	PCT	OFF	DEF	TOT	AVG	PF	AST	T/O	BLK	STL	PTS	AVG
12/08/20 Bryant		13	2-3	.667	0-0	.000	0-0	.000	0	2	2	2.0	2	0	1	3	0	4	4.0
Total		13	2-3	.667	0-0	.000	0-0	.000	0	2	2	2.0	2	0	1	3	0	4	4.0

2020-21 TERRIERS



#21 LUKA JAKSIC • SOPHOMORE • FORWARD

JAKSIC NOTABLES

PERSONAL INFORMATION: Height - 6-6 | Weight - 224 lbs | Hometown - Woodstock, GA | High School - Furtah Prep | Prev. School - Presbyterian

PRIOR TO ST. FRANCIS BROOKLYN: Joins the Terriers after spending his freshman year as a member of the Presbyterian men's basketball team...Appeared in two games for the Blue Hose and made his collegiate debut at Clemson on November 7, 2019...Attended Furtah Preparatory School where he was a four-year member of the varsity basketball team and a two-year member of the varsity soccer team...On the court, he helped lead his team to three State Championships and two State Championship titles...He scored over 1,500 points and recorded over 500 rebounds...Named to the All-State Team and All-Region Team three years in a row...On the pitch, he played goalkeeper and helped his team to a State Championship...Was selected to the All-Region Team for soccer twice and All-State Team once...Earned the prestigious Valedictorian honor at Furtah Preparatory School...He is the son of Victoria and Vladimir...His mother played volleyball at UW Parkside in Wisconsin and his father played basketball for TCU and then played professionally for KK Cibona in Zagreb, Croatia...He majors in Psychology with a Minor in Sports Management.

2020-21 TERRIERS



#30 ALEX MAY • SOPHOMORE • GUARD

MAY NOTABLES

PERSONAL INFORMATION: Height - 6-1 | Weight - 182 lbs | Hometown - Englewood, NJ | High School - St. Mary High School | Prev. School - Andrews Osborne Academy

PRIOR TO ST. FRANCIS BROOKLYN: May is a 6-foot-1 guard from Englewood, NJ...Attended St. Mary High School and Andrews Osborne Academy where he played on the varsity basketball team at each school...Played AAU ball for NJ fire and Playtime Panthers...Averaged 13.0 points per game in high school and was named an All-League player...Knocked down back-to-back three-pointers in the NJIC semifinals in 2017 as his team went on to claim the NJIC Championship that season...Intends to major in Business at St. Francis.

2020-21 GAME-BY-GAME STATS

Date/Opponent	GS	MIN	FGM/A	PCT	3FG/A	PCT	FTM/A	PCT	OFF	DEF	TOT	AVG	PF	AST	T/O	BLK	STL	PTS	AVG
12/08/20 Bryant		0+	0-0	.000	0-0	.000	0-0	.000	0	0	0	0.0	0	1	0	0	0	0	0.0
Total		0+	0-0	.000	0-0	.000	0-0	.000	0	0	0	0.0	0	1	0	0	0	0	0.0

2020-21 TERRIERS



#45 JORDAN WILLIAMS - JUNIOR - GUARD

WILLIAMS NOTABLES

PERSONAL INFORMATION: Height - 6-4 | Weight - 196 lbs | Hometown - Brooklyn, NY | High School - St. Edmund Prep

2019-20 IN REVIEW: Appeared in 21 games and made three starts...Averaged 1.3 points and 1.0 rebounds per game...Logged 167 minutes and 8.0 minutes per contest...Shot 35.7 percent from the field and 36.8 percent from three-point range...Made his first career three-pointer at Saint Peter's on November 30...Made his first career start at Hartford on December 5...Scored a season-high six points at Bryant on February 6...Scored four points and pulled down a season-high seven rebounds in a win over Medgar Evers on November 21...Scored five points in 15 minutes in a road win at Wagner on January 18.

2018-19 IN REVIEW: Appeared in nine games and logged 61 minutes of action...Played a season-high 18 minutes in the Terriers' season opener against Medgar Evers on November 7...Scored two points in his collegiate debut against Medgar Evers, grabbed four rebounds, and dished out a pair of assists...Recorded his first collegiate basket on December 3, against St. Joseph's Brooklyn...Pulled down a season-high five rebounds against St. Joseph's Brooklyn...Played 11 minutes and recorded a pair of rebounds against NJIT on December 8.

PRIOR TO ST. FRANCIS BROOKLYN: Williams was standout at St. Edmund Prep located in Brooklyn, NY...As a senior in 2016-17 he averaged 20.3 points and 11.4 rebounds per game...He scored over 20 points nine times in a game and had a season-high of 30 points...As a senior, he joined the 1,000-point club and was selected to the CHSAA 'A' All-League Team...He became the first student-athlete in program history to be nominated for McDonald's HS All-American Game in 2017. As a junior, he led the CHSAA A-Division in scoring with 19.2 points per game.

2019-20 GAME-BY-GAME STATS

Date/Opponent	GS	MIN	FGM/A	PCT	3FG/A	PCT	FTM/A	PCT	OFF	DEF	TOT	AVG	PF	AST	T/O	BLK	STL	PTS	AVG
11/21/19 Medgar Evers		14	2-4	.500	0-2	.000	0-0	.000	2	5	7	7.0	2	1	0	0	2	4	4.0
11/26/19 at Little Rock		11	0-0	.000	0-0	.000	0-0	.000	0	2	2	4.5	3	0	0	0	1	0	2.0
11/30/19 at Saint Peter's		9	1-1	1.000	1-1	1.000	0-0	.000	0	0	0	3.0	3	0	0	0	0	3	2.3
12/05/19 at Hartford	*	14	0-1	.000	0-1	.000	0-0	.000	0	2	2	2.8	2	1	0	0	0	0	1.8
12/07/19 at UMass Lowell	*	8	1-1	1.000	1-1	1.000	0-0	.000	0	0	0	2.2	2	0	0	0	0	3	2.0
12/10/19 Presbyterian	*	9	0-1	.000	0-1	.000	0-0	.000	0	1	1	2.0	1	1	0	0	0	0	1.7
01/09/20 at Robert Morris		4	0-1	.000	0-1	.000	0-0	.000	0	1	1	1.9	0	1	0	0	0	0	1.4
01/11/20 at Saint Francis (PA)		4	0-1	.000	0-0	.000	0-0	.000	0	0	0	1.6	0	0	0	0	0	0	1.3
01/18/20 at Wagner		15	2-5	.400	1-1	1.000	0-1	.000	2	0	2	1.7	1	0	1	0	1	5	1.7
01/20/20 at Mount St. Mary's		11	1-3	.333	1-2	.500	0-0	.000	0	1	1	1.6	3	1	1	0	0	3	1.8
01/23/20 Robert Morris		1	0-1	.000	0-1	.000	0-0	.000	0	0	0	1.5	0	0	0	0	0	0	1.6
01/25/20 Saint Francis (PA)		10	0-2	.000	0-2	.000	0-0	.000	1	0	1	1.4	0	0	0	1	0	0	1.5
01/30/20 at Merrimack		7	0-1	.000	0-1	.000	0-0	.000	0	1	1	1.4	0	1	0	0	0	0	1.4
02/01/20 Sacred Heart		4	0-0	.000	0-0	.000	0-0	.000	0	0	0	1.3	0	0	0	0	0	0	1.3
02/06/20 at Bryant		16	2-5	.400	2-4	.500	0-0	.000	0	1	1	1.3	4	0	2	0	0	6	1.6
02/08/20 Mount St. Mary's		2	0-0	.000	0-0	.000	0-0	.000	1	0	1	1.3	0	0	0	0	0	0	1.5
02/18/20 at LIU		1	0-0	.000	0-0	.000	0-0	.000	0	0	0	1.2	0	0	0	0	0	0	1.4
02/23/20 Wagner		8	0-0	.000	0-0	.000	0-0	.000	0	0	0	1.1	1	1	1	0	0	0	1.3
02/27/20 at Sacred Heart		10	1-1	1.000	1-1	1.000	0-0	.000	0	1	1	1.1	1	1	0	1	2	3	1.4
02/29/20 at Central Conn. St.		2	0-0	.000	0-0	.000	0-0	.000	0	0	0	1.1	1	0	1	0	0	0	1.4
03/04/20 at Robert Morris		7	0-0	.000	0-0	.000	0-0	.000	0	0	0	1.0	0	0	0	0	0	0	1.3
Total		167	10-28	.357	7-19	.368	0-1	.000	6	15	21	1.0	24	8	6	2	6	27	1.3

2020-21 TERRIERS



#55 DAVID MUENKAT • JUNIOR • FORWARD

MUENKAT NOTABLES

PERSONAL INFORMATION: Height - 6-7 | Weight - 221 lbs | Hometown - Brampton, Ontario | High School - The Rise Center | Prev. School Trinidad State

PRIOR TO ST. FRANCIS BROOKLYN: Comes to St. Francis after spending the first two years of his collegiate career at Trinidad State Junior College, where he was a member of the Trojans' men's basketball team...Over two seasons at Trinidad State, he appeared in 58 games and made 46 starts...The forward averaged 10.4 points and 7.0 rebounds per game while shooting an efficient 55.3 percent from the field through his two seasons as a Trojan...As a sophomore in 2019-20, he recorded 10.4 points, 7.7 rebounds, and 1.4 assists per game...He shot 55.9 percent from the field, 31.3 percent from three-point range, and 74.2 percent from the free-throw line in 28 games (27 starts)...Muenkat scored in double figures 16 times as a sophomore and registered a season-high 21 points on 8-of-10 shooting from the field in a win over Northwest Kansas Technical College on January 11...Additionally, he recorded three double-doubles and pulled down a season-high 14 rebounds on December 1, in a victory at Laramie County Community College...Before attending Trinidad State, Muenkat went to The Rise Center and played on the varsity boys' basketball team...He recorded 10.0 points and 9.0 rebounds per game as a member of The Rise Center boys' basketball team...He is the son of Tathy and Mireille, and has two siblings, Glenn and Sonya...Played AAU ball for CIA Bounce...Intends to major in Communications.

2020-21 GAME-BY-GAME STATS

Date/Opponent	GS	MIN	FGM/A	PCT	3FG/A	PCT	FTM/A	PCT	OFF	DEF	TOT	AVG	PF	AST	T/O	BLK	STL	PTS	AVG
12/08/20 Bryant		18	3-4	.750	0-0	.000	1-3	.333	3	3	6	6.0	3	0	2	1	0	7	7.0
Total		18	3-4	.750	0-0	.000	1-3	.333	3	3	6	6.0	3	0	2	1	0	7	7.0

SEASON STATS

Game Records

Record	Overall	Home	Away	Neutral
ALL GAMES	0-1	0-1	0-0	0-0
CONFERENCE	0-1	0-1	0-0	0-0
NON-CONFERENCE	0-0	0-0	0-0	0-0

Score by Periods

Team	1st	2nd	OT	TOT
St. Francis Brooklyn	38	44	0	82
Opponents	58	43	0	101

Team Box Score

No.	Player				Total		3-Point		F-Throw		Rebounds												
		GP-GS	MIN	AVG	FG-FGA	FG%	3FG-FGA	3FG%	FT-FTA	FT%	OFF	DEF	TOT	AVG	PF	DQ	A	TO	BLK	STL	PTS	AVG	
13	ATSON, Travis	1-0	27:02	27.0	8-15	.533	1-5	.200	2-2	1.000	1	7	8	8.0	4	0	2	2	0	2	19	19.0	
14	MCLEAN, Unique	1-1	28:13	28.2	7-17	.412	4-8	.500	0-0	.000	2	3	5	5.0	3	0	3	2	0	1	18	18.0	
3	HIGGINS, Rob	1-1	33:11	33.2	5-17	.294	0-5	.000	1-2	.500	1	2	3	3.0	3	0	5	2	0	0	11	11.0	
12	STEVANIC, Vuk	1-1	18:22	18.4	4-9	.444	0-1	.000	0-0	.000	2	2	4	4.0	1	0	0	1	1	0	8	8.0	
0	MORENO, Larry	1-0	19:28	19.5	2-4	.500	2-3	.667	1-2	.500	1	2	3	3.0	5	1	2	2	1	1	7	7.0	
55	MUENKAT, David	1-0	17:50	17.8	3-4	.750	0-0	.000	1-3	.333	3	3	6	6.0	3	0	0	2	1	0	7	7.0	
20	HARDISON, Elijah	1-0	13:09	13.2	2-3	.667	0-0	.000	0-0	.000	0	2	2	2.0	2	0	0	1	3	0	4	4.0	
4	HAWKINS, Chauncey	1-1	25:12	25.2	2-8	.250	0-3	.000	0-0	.000	1	3	4	4.0	2	0	6	3	1	3	4	4.0	
15	QUARTLEBAUM, Trey	1-0	06:56	6.9	1-4	.250	1-2	.500	0-0	.000	0	1	1	1.0	0	0	0	0	1	0	3	3.0	
5	EVANS, Yaradyah	1-1	05:32	5.5	0-1	.000	0-0	.000	1-2	.500	3	0	3	3.0	2	0	0	1	1	0	1	1.0	
2	WAGUE, Abdallah	1-0	00:21	0.4	0-0	.000	0-0	.000	0-0	.000	0	0	0	0.0	0	0	0	0	0	0	0	0.0	
30	MAY, Alex	1-0	00:21	0.4	0-0	.000	0-0	.000	0-0	.000	0	0	0	0.0	0	0	0	0	0	0	0	0.0	
1	KRTINIC, Stevan	1-0	04:23	4.4	0-1	.000	0-0	.000	0-0	.000	0	0	0	0.0	0	0	1	0	0	0	0	0.0	
Team											3	2	5										
Total		1	200		34-83	.410	8-27	.296	6-11	.545	17	27	44	44.0	25	1	19	16	9	7	82	82.0	
Opponents		1	200		34-75	.453	12-22	.545	21-28	.750	19	35	54	54.0	16	0	20	17	3	6	101	101.0	

Team Statistics

	SF-NY	OPP
Scoring	82	101
Points per game	82.0	101.0
Scoring margin	-19.0	-
Field goals-att	34-83	34-75
Field goal pct	.410	.453
3 point fg-att	8-27	12-22
3-point FG pct	.296	.545
3-pt FG made per game	8.0	12.0
Free throws-att	6-11	21-28
Free throw pct	.545	.750
F-Throws made per game	6.0	21.0
Rebounds	44	54
Rebounds per game	44.0	54.0
Rebounding margin	-10.0	-
Assists	19	20
Assists per game	19.0	20.0
Turnovers	16	17
Turnovers per game	16.0	17.0
Turnover margin	+1.0	-
Assist/turnover ratio	1.2	1.2
Steals	7	6
Steals per game	7.0	6.0
Blocks	9	3
Blocks per game	9.0	3.0
Winning streak	0	-
Home win streak	0	-
Attendance	0	0
Home games-Avg/Game	1-0	0-0
Neutral site-Avg/Game	-	0-0

Team Results

Date	Opponent		Score	Att.
12/08/2020	Bryant	L	82-101	0

SEASON/CAREER STATS

Summary

Player	Season Statistics										Career Statistics									
	GP-GS	MIN/G	FG%	3FG%	FT%	R/G	A/G	STL	BLK	PTS/G	GP-GS	MIN/G	FG%	3FG%	FT%	R/G	A/G	STL	BLK	PTS/G
ATSON, Travis	1-0	27.0	.533	.200	1.000	8.0	2.0	2	0	19.0	1-0	27.0	.533	.200	1.000	8.0	2.0	2	0	19.0
EVANS, Yaradyah	1-1	5.5	.000	.000	.500	3.0	0.0	0	1	1.0	80-62	16.7	.342	.240	.635	4.3	0.6	41	45	3.3
HARDISON, Elijah	1-0	13.2	.667	.000	.000	2.0	0.0	0	3	4.0	1-0	13.2	.667	.000	.000	2.0	0.0	0	3	4.0
HAWKINS, Chauncey	1-1	25.2	.250	.000	.000	4.0	6.0	3	1	4.0	93-34	25.6	.368	.276	.787	2.5	2.3	110	17	10.8
HIGGINS, Rob	1-1	33.2	.294	.000	.500	3.0	5.0	0	0	11.0	32-10	29.0	.361	.264	.768	1.7	1.6	30	1	11.1
KRTINIC, Stevan	1-0	4.4	.000	.000	.000	0.0	1.0	0	0	0.0	53-13	18.0	.414	.388	.733	1.9	1.4	22	4	4.8
MAY, Alex	1-0	0.4	.000	.000	.000	0.0	0.0	0	0	0.0	1-0	0.4	.000	.000	.000	0.0	0.0	0	0	0.0
MCLEAN, Unique	1-1	28.2	.412	.500	.000	5.0	3.0	1	0	18.0	32-32	32.2	.446	.296	.672	7.9	2.0	32	24	11.6
MORENO, Larry	1-0	19.5	.500	.667	.500	3.0	2.0	1	1	7.0	12-0	13.7	.315	.278	.400	1.6	0.8	4	2	4.0
MUENKAT, David	1-0	17.8	.750	.000	.333	6.0	0.0	0	1	7.0	1-0	17.8	.750	.000	.333	6.0	0.0	0	1	7.0
QUARTLEBAUM, Trey	1-0	6.9	.250	.500	.000	1.0	0.0	0	1	3.0	24-0	5.9	.295	.259	.800	0.5	0.3	6	1	1.7
STEVANIC, Vuk	1-1	18.4	.444	.000	.000	4.0	0.0	0	1	8.0	1-1	18.4	.444	.000	.000	4.0	0.0	0	1	8.0
WAGUE, Abdallah	1-0	0.4	.000	.000	.000	0.0	0.0	0	0	0.0	1-0	0.4	.000	.000	.000	0.0	0.0	0	0	0.0

Scoring

Player	Season Statistics									Career Statistics								
	FG-FGA	FG%	3FG-3FGA	3FG%	FT-FTA	FT%	PTS	PTS/G		FG-FGA	FG%	3FG-3FGA	3FG%	FT-FTA	FT%	PTS	PTS/G	
ATSON, Travis	8-15	.533	1-5	.200	2-2	1.000	19	19.0		8-15	.533	1-5	.200	2-2	1.000	19	19.0	
EVANS, Yaradyah	0-1	.000	0-0	.000	1-2	.500	1	1.0		95-278	.342	31-129	.240	40-63	.635	261	3.3	
HARDISON, Elijah	2-3	.667	0-0	.000	0-0	.000	4	4.0		2-3	.667	0-0	.000	0-0	.000	4	4.0	
HAWKINS, Chauncey	2-8	.250	0-3	.000	0-0	.000	4	4.0		313-851	.368	84-304	.276	299-380	.787	1009	10.8	
HIGGINS, Rob	5-17	.294	0-5	.000	1-2	.500	11	11.0		130-360	.361	43-163	.264	53-69	.768	356	11.1	
KRTINIC, Stevan	0-1	.000	0-0	.000	0-0	.000	0	0.0		87-210	.414	45-116	.388	33-45	.733	252	4.8	
MAY, Alex	0-0	.000	0-0	.000	0-0	.000	0	0.0		0-0	.000	0-0	.000	0-0	.000	0	0.0	
MCLEAN, Unique	7-17	.412	4-8	.500	0-0	.000	18	18.0		148-332	.446	29-98	.296	45-67	.672	370	11.6	
MORENO, Larry	2-4	.500	2-3	.667	1-2	.500	7	7.0		17-54	.315	10-36	.278	4-10	.400	48	4.0	
MUENKAT, David	3-4	.750	0-0	.000	1-3	.333	7	7.0		3-4	.750	0-0	.000	1-3	.333	7	7.0	
QUARTLEBAUM, Trey	1-4	.250	1-2	.500	0-0	.000	3	3.0		13-44	.295	7-27	.259	8-10	.800	41	1.7	
STEVANIC, Vuk	4-9	.444	0-1	.000	0-0	.000	8	8.0		4-9	.444	0-1	.000	0-0	.000	8	8.0	
WAGUE, Abdallah	0-0	.000	0-0	.000	0-0	.000	0	0.0		0-0	.000	0-0	.000	0-0	.000	0	0.0	

Totals

Player	Season Statistics									Career Statistics								
	O-REB	D-REB	TOTAL	PF	FO	A	TO	A/TO		O-REB	D-REB	TOTAL	PF	FO	A	TO	A/TO	
ATSON, Travis	1	7	8	4	0	2	2	1.0		1	7	8	4	0	2	2	1.0	
EVANS, Yaradyah	3	0	3	2	0	0	1	0.0		76	270	346	170	1	48	83	0.6	
HARDISON, Elijah	0	2	2	2	0	0	1	0.0		0	2	2	2	0	0	1	0.0	
HAWKINS, Chauncey	1	3	4	2	0	6	3	2.0		44	184	228	202	4	210	181	1.2	
HIGGINS, Rob	1	2	3	3	0	5	2	2.5		12	43	55	70	1	50	31	1.6	
KRTINIC, Stevan	0	0	0	0	0	1	0	0.0		15	85	100	68	2	75	58	1.3	
MAY, Alex	0	0	0	0	0	0	0	0.0		0	0	0	0	0	0	0	0.0	
MCLEAN, Unique	2	3	5	3	0	3	2	1.5		85	168	253	74	0	63	70	0.9	
MORENO, Larry	1	2	3	5	1	2	2	1.0		5	14	19	16	1	9	9	1.0	
MUENKAT, David	3	3	6	3	0	0	2	0.0		3	3	6	3	0	0	2	0.0	
QUARTLEBAUM, Trey	0	1	1	0	0	0	0	0.0		4	9	13	10	0	8	9	0.9	
STEVANIC, Vuk	2	2	4	1	0	0	1	0.0		2	2	4	1	0	0	1	0.0	
WAGUE, Abdallah	0	0	0	0	0	0	0	0.0		0	0	0	0	0	0	0	0.0	

CAREER STATS

ATSON, Travis

		Field Goals										3-Point			F-Throws			Rebounds							Scoring	
SEASON	TEAM	GP-GS	MIN/AVG	FG-FGA	FG%	3FG-FGA	3FG%	FT-FTA	FT%	OFF	DEF	TOT	AVG	PF-FO	AST	TO	BLK	STL	PTS	AVG						
2016-17	Tulsa	22-3	133/6.0	13-33	.394	6-19	.316	3-5	.600	5	16	21	1.0	17-0	5	9	2	2	35	1.6						
2018-19	QU	31-6	565/18.2	54-159	.340	25-86	.291	30-43	.698	25	79	104	3.4	47-0	27	39	4	19	163	5.3						
2020-21	SF-NY	1-0	27/27.0	8-15	.533	1-5	.200	2-2	1.000	1	7	8	8.0	4-0	2	2	0	2	19	19.0						
TOTAL FOR SF-NY		1-0	27/27.0	8-15	.533	1-5	.200	2-2	1.000	1	7	8	8.0	4-0	2	2	0	2	19	19.0						
TOTAL		54-9	725/13.4	75-207	.362	32-110	.291	35-50	.700	31	102	133	2.5	68-0	34	50	6	23	217	4.0						

Single Game Highs

Statistic	Value
Points	19 vs Bryant 12/08/20
Rebounds	8 at Massachusetts 11/28/18, vs Bryant 12/08/20
Assists	3 at Manhattan 01/03/19, vs Canisius 01/17/19
Steals	3 at Manhattan 01/03/19
Blocks	1 6 times
FG Made	8 vs Bryant 12/08/20
FG Attempts	15 vs Bryant 12/08/20
3FG Made	2 10 times
3FG Attempts	6 at Massachusetts 11/28/18, vs Lafayette 12/08/18
FT Made	5 at Manhattan 01/03/19
FT Attempts	6 at Massachusetts 11/28/18, at Manhattan 01/03/19

HAWKINS, Chauncey

				Field Goals		3-Point		F-Throws		Rebounds									Scoring	
SEASON	TEAM	GP-GS	MIN/AVG	FG-FGA	FG%	3FG-FGA	3FG%	FT-FTA	FT%	OFF	DEF	TOT	AVG	PF-FO	AST	TO	BLK	STL	PTS	AVG
2017-18	SF-NY	31-2	602/19.4	63-180	.350	21-75	.280	57-77	.740	10	34	44	1.4	65-1	46	47	5	23	204	6.6
2018-19	SF-NY	30-0	741/24.7	98-286	.343	32-108	.296	104-134	.776	13	53	66	2.2	65-1	58	57	4	29	332	11.1
2019-20	SF-NY	31-31	1013/32.7	150-377	.398	31-118	.263	138-169	.817	20	94	114	3.7	70-2	100	74	7	55	469	15.1
2020-21	SF-NY	1-1	25/25.2	2-8	.250	0-3	.000	0-0	.000	1	3	4	4.0	2-0	6	3	1	3	4	4.0
TOTAL		93-34	2382/25.6	313-851	.368	84-304	.276	299-380	.787	44	184	228	2.5	202-4	210	181	17	110	1009	10.8

Single Game Highs

Statistic	Value
Points	38 at Central Conn. St. 02/29/20
Rebounds	8 at NC State 11/16/19
Assists	7 vs Medgar Evers 11/07/18, vs Sacred Heart 02/01/20
Steals	5 at LIU 02/18/20, vs Presbyterian 12/10/19
Blocks	2 at Boston College 11/11/18, vs Lafayette 11/09/19
FG Made	9 at Lafayette 11/18/18, vs Bryant 02/21/20
FG Attempts	21 vs Bryant 02/21/20
3FG Made	4 at Presbyterian 11/28/18, at Mount St. Mary's 01/27/18, vs Bryant 02/21/20
3FG Attempts	12 at St. John's (NY) 12/19/18
FT Made	19 at Central Conn. St. 02/29/20
FT Attempts	20 at Central Conn. St. 02/29/20

HIGGINS, Rob

			Field Goals				3-Point			F-Throws			Rebounds							Scoring	
SEASON	TEAM	GP-GS	MIN/AVG	FG-FGA	FG%	3FG-FGA	3FG%	FT-FTA	FT%	OFF	DEF	TOT	AVG	PF-FO	AST	TO	BLK	STL	PTS	AVG	
2019-20	SF-NY	31-9	893/28.8	125-343	.364	43-158	.272	52-67	.776	11	41	52	1.7	67-1	45	29	1	30	345	11.1	
2020-21	SF-NY	1-1	33/33.2	5-17	.294	0-5	.000	1-2	.500	1	2	3	3.0	3-0	5	2	0	0	11	11.0	
TOTAL		32-10	927/29.0	130-360	.361	43-163	.264	53-69	.768	12	43	55	1.7	70-1	50	31	1	30	356	11.1	

Single Game Highs

Statistic	Value
Points	20 vs LIU 01/15/20
Rebounds	5 at LIU 02/18/20, at Robert Morris 03/04/20
Assists	7 at Bryant 02/06/20
Steals	3 at Central Conn. St. 02/29/20, vs Wagner 02/23/20, vs Delaware St. 12/22/19
Blocks	1 at Bryant 02/06/20
FG Made	8 vs LIU 01/15/20
FG Attempts	17 vs Bryant 12/08/20
3FG Made	3 5 times
3FG Attempts	8 4 times
FT Made	10 at LIU 02/18/20
FT Attempts	11 at LIU 02/18/20

EVANS, Yaradyah

SEASON TEAM		GP-GS	MIN/AVG	Field Goals		3-Point		F-Throws		Rebounds								Scoring		
				FG-FGA	FG%	3FG-FGA	3FG%	FT-FTA	FT%	OFF	DEF	TOT	AVG	PF-FO	AST	TO	BLK	STL	PTS	AVG
2017-18	SF-NY	15-0	121/8.1	8-24	.333	3-13	.231	4-7	.571	2	18	20	1.3	21-0	4	13	1	4	23	1.5
2018-19	SF-NY	33-31	648/19.6	52-143	.364	15-69	.217	16-27	.593	39	134	173	5.2	77-1	25	40	20	28	135	4.1
2019-20	SF-NY	31-30	565/18.2	35-110	.318	13-47	.277	19-27	.704	32	118	150	4.8	70-0	19	29	23	9	102	3.3
2020-21	SF-NY	1-1	6/5.5	0-1	.000	0-0	.000	1-2	.500	3	0	3	3.0	2-0	0	1	1	0	1	1.0
TOTAL		80-62	1340/16.7	95-278	.342	31-129	.240	40-63	.635	76	270	346	4.3	170-1	48	83	45	41	261	3.3

Single Game Highs

Statistic	Value
Points	17 vs Medgar Evers 11/21/19
Rebounds	18 vs Saint Peter's 12/15/18
Assists	4 at Central Conn. St. 01/31/19
Steals	4 vs Sacred Heart 01/19/19
Blocks	2 9 times
FG Made	6 vs Medgar Evers 11/21/19
FG Attempts	9 vs St. Joseph's (Brklin) 12/03/18, vs Medgar Evers 11/21/19
3FG Made	2 5 times
3FG Attempts	7 at Bryant 02/06/20
FT Made	5 vs Medgar Evers 11/21/19
FT Attempts	6 vs Medgar Evers 11/21/19

HARDISON, Elijah

														Field Goals		3-Point		F-Throws		Rebounds								Scoring	
SEASON	TEAM	GP-GS	MIN/AVG	FG-FGA	FG%	3FG-FGA	3FG%	FT-FTA	FT%	OFF	DEF	TOT	AVG	PF-FO	AST	TO	BLK	STL	PTS	AVG									
2020-21	SF-NY	1-0	13/13.2	2-3	.667	0-0	.000	0-0	.000	0	2	2	2.0	2-0	0	1	3	0	4	4.0									
TOTAL		1-0	13/13.2	2-3	.667	0-0	.000	0-0	.000	0	2	2	2.0	2-0	0	1	3	0	4	4.0									

Single Game Highs

Statistic	Value
Points	4 vs Bryant 12/08/20
Rebounds	2 vs Bryant 12/08/20
Blocks	3 vs Bryant 12/08/20
FG Made	2 vs Bryant 12/08/20
FG Attempts	3 vs Bryant 12/08/20

Single Game Highs

Statistic	Value
Points	19 at Hampton 03/21/19
Rebounds	7 at Mount St. Mary's 01/26/19
Assists	5 vs Medgar Evers 11/21/19
Steals	3 at Merrimack 01/30/20
Blocks	1 4 times
FG Made	7 at Hampton 03/21/19
FG Attempts	12 at Merrimack 01/30/20
3FG Made	5 at Hampton 03/21/19
3FG Attempts	7 at Merrimack 01/30/20
FT Made	4 at Mount St. Mary's 01/26/19, at NC State 11/16/19
FT Attempts	5 at NC State 11/16/19

MAY, Alex

			Field Goals		3-Point		F-Throws		Rebounds							Scoring				
SEASON	TEAM	GP-GS	MIN/AVG	FG-FGA	FG%	3FG-FGA	3FG%	FT-FTA	FT%	OFF	DEF	TOT	AVG	PF-FO	AST	TO	BLK	STL	PTS	AVG
2020-21	SF-NY	1-0	0/0.4	0-0	.000	0-0	.000	0-0	.000	0	0	0	0.0	0-0	0	0	0	0	0	0.0
TOTAL		1-0	0/0.4	0-0	.000	0-0	.000	0-0	.000	0	0	0	0.0	0-0	0	0	0	0	0	0.0

CAREER STATS

MCLEAN, Unique

		Field Goals										3-Point										F-Throws										Rebounds										Scoring									
SEASON	TEAM	GP-GS	MIN/AVG	FG-FGA	FG%	3FG-FGA	3FG%	FT-FTA	FT%	OFF	DEF	TOT	AVG	PF-FO	AST	TO	BLK	STL	PTS	AVG																															
2017-18	UMass	33-20	860/26.1	74-201	.368	14-52	.269	18-31	.581	48	114	162	4.9	85-1	59	40	13	24	180	5.5																															
2018-19	UMass	23-8	399/17.4	27-51	.529	0-2	.000	16-19	.842	23	54	77	3.3	30-0	29	21	3	8	70	3.0																															
2019-20	SF-NY	31-31	1002/32.3	141-315	.448	25-90	.278	45-67	.672	83	165	248	8.0	71-0	60	68	24	31	352	11.4																															
2020-21	SF-NY	1-1	28/28.2	7-17	.412	4-8	.500	0-0	.000	2	3	5	5.0	3-0	3	2	0	1	18	18.0																															
TOTAL FOR SF-NY		32-32	1031/32.2	148-332	.446	29-98	.296	45-67	.672	85	168	253	7.9	74-0	63	70	24	32	370	11.6																															
TOTAL		88-60	2290/26.0	249-584	.426	43-152	.283	79-117	.675	156	336	492	5.6	189-1	151	131	40	64	620	7.0																															

Single Game Highs

Statistic	Value	
Points	21	vs Mount St. Mary's 02/08/20
Rebounds	13	vs Merrimack 02/13/20, vs LIU 01/15/20
Assists	6	vs Fordham 02/06/19, vs LIU 01/15/20
Steals	3	vs Minnesota 11/24/17, vs LIU 01/15/20
Blocks	3	4 times
FG Made	8	vs Mount St. Mary's 02/08/20
FG Attempts	24	at Fordham 01/27/18
3FG Made	4	vs Bryant 12/08/20
3FG Attempts	8	vs Bryant 12/08/20
FT Made	6	vs Fordham 02/06/19, vs UMass Lowell 11/10/17
FT Attempts	8	vs UMass Lowell 11/10/17, at Bryant 02/06/20

MORENO, Larry

				Field Goals		3-Point		F-Throws		Rebounds				Scoring						
SEASON	TEAM	GP-GS	MIN/AVG	FG-FGA	FG%	3FG-FGA	3FG%	FT-FTA	FT%	OFF DEF	TOT AVG	PF-FO	AST TO	BLK STL	PTS AVG					
2019-20	SF-NY	11-0	145/13.2	15-50	.300	8-33	.242	3-8	.375	4	12	16	1.5	11-0	7	7	1	3	41	3.7
2020-21	SF-NY	1-0	19/19.5	2-4	.500	2-3	.667	1-2	.500	1	2	3	3.0	5-1	2	2	1	1	7	7.0
TOTAL		12-0	165/13.7	17-54	.315	10-36	.278	4-10	.400	5	14	19	1.6	16-1	9	9	2	4	48	4.0

Single Game Highs

Statistic	Value	
Points	19	vs Mount St. Mary's 02/08/20
Rebounds	5	vs Bryant 02/21/20
Assists	3	vs Medgar Evers 11/21/19
Steals	1	4 times
Blocks	1	at LIU 02/18/20, vs Bryant 12/08/20
FG Made	7	vs Mount St. Mary's 02/08/20
FG Attempts	9	at LIU 02/18/20, vs Mount St. Mary's 02/08/20
3FG Made	5	vs Mount St. Mary's 02/08/20
3FG Attempts	6	at LIU 02/18/20, vs Medgar Evers 11/21/19, vs Mount St. Mary's 02/08/20
FT Made	2	at LIU 02/18/20
FT Attempts	3	at LIU 02/18/20

MUENKAT, David

				Field Goals		3-Point		F-Throws		Rebounds				Scoring	
SEASON	TEAM	GP-GS	MIN/AVG	FG-FGA	FG%	3FG-FGA	3FG%	FT-FTA	FT%	OFF DEF	TOT AVG	PF-FO	AST TO	BLK STL	PTS AVG
2020-21	SF-NY	1-0	18/17.8	3-4	.750	0-0	.000	1-3	.333	3	3	6	6.0	3-0	0 2 1 0 7 7.0
TOTAL		1-0	18/17.8	3-4	.750	0-0	.000	1-3	.333	3	3	6	6.0	3-0	0 2 1 0 7 7.0

Single Game Highs

Statistic	Value	
Points	7	vs Bryant 12/08/20
Rebounds	6	vs Bryant 12/08/20
Blocks	1	vs Bryant 12/08/20
FG Made	3	vs Bryant 12/08/20
FG Attempts	4	vs Bryant 12/08/20
FT Made	1	vs Bryant 12/08/20
FT Attempts	3	vs Bryant 12/08/20

QUARTLEBAUM, Trey

				Field Goals		3-Point		F-Throws		Rebounds								Scoring		
SEASON	TEAM	GP-GS	MIN/AVG	FG-FGA	FG%	3FG-FGA	3FG%	FT-FTA	FT%	OFF	DEF	TOT	AVG	PF-FO	AST	TO	BLK	STL	PTS	AVG
2019-20	SF-NY	23-0	136/5.9	12-40	.300	6-25	.240	8-10	.800	4	8	12	0.5	10-0	8	9	0	6	38	1.7
2020-21	SF-NY	1-0	7/6.9	1-4	.250	1-2	.500	0-0	.000	0	1	1	1.0	0-0	0	1	0	1	3	3.0
TOTAL		24-0	142/5.9	13-44	.295	7-27	.259	8-10	.800	4	9	13	0.5	10-0	8	9	1	6	41	1.7

Single Game Highs

Statistic	Value	
Points	20	vs Medgar Evers 11/21/19
Rebounds	2	at NC State 11/16/19
Assists	4	vs Medgar Evers 11/21/19
Steals	2	vs Medgar Evers 11/21/19
Blocks	1	vs Bryant 12/08/20
FG Made	7	vs Medgar Evers 11/21/19
FG Attempts	13	vs Medgar Evers 11/21/19
3FG Made	4	vs Medgar Evers 11/21/19
3FG Attempts	8	vs Medgar Evers 11/21/19
FT Made	2	4 times
FT Attempts	3	at NC State 11/16/19, vs Medgar Evers 11/21/19

STEVANIC, Vuk

			Field Goals		3-Point		F-Throws		Rebounds									Scoring		
SEASON	TEAM	GP-GS	MIN/AVG	FG-FGA	FG%	3FG-FGA	3FG%	FT-FTA	FT%	OFF DEF	TOT AVG	PF-FO	AST TO	BLK STL		PTS AVG				
2020-21	SF-NY	1-1	18/18.4	4-9	.444	0-1	.000	0-0	.000	2	2	4	4.0	1-0	0	1	1	0	8	8.0
TOTAL		1-1	18/18.4	4-9	.444	0-1	.000	0-0	.000	2	2	4	4.0	1-0	0	1	1	0	8	8.0

Single Game Highs

Statistic	Value	
Points	8	vs Bryant 12/08/20
Rebounds	4	vs Bryant 12/08/20
Blocks	1	vs Bryant 12/08/20
FG Made	4	vs Bryant 12/08/20
FG Attempts	9	vs Bryant 12/08/20
3FG Attempts	1	vs Bryant 12/08/20

WAGUE, Abdallah

			Field Goals		3-Point		F-Throws		Rebounds						Scoring					
SEASON	TEAM	GP-GS	MIN/AVG	FG-FGA	FG%	3FG-FGA	3FG%	FT-FTA	FT%	OFF DEF	TOT AVG	PF-FO	AST TO	BLK STL	PTS AVG					
2020-21	SF-NY	1-0	0/0.4	0-0	.000	0-0	.000	0-0	.000	0	0	0	0.0	0-0	0	0	0	0	0	0.0
TOTAL		1-0	0/0.4	0-0	.000	0-0	.000	0-0	.000	0	0	0	0.0	0-0	0	0	0	0	0	0.0

WILLIAMS, Jordan

				Field Goals		3-Point		F-Throws		Rebounds				Scoring						
SEASON	TEAM	GP-GS	MIN/AVG	FG-FGA	FG%	3FG-FGA	3FG%	FT-FTA	FT%	OFF	DEF	TOT	AVG	PF-FO	AST	TO	BLK	STL	PTS	AVG
2018-19	SF-NY	9-0	61/6.8	1-13	.077	0-10	.000	2-2	1.000	3	11	14	1.6	6-0	3	3	1	3	4	0.4
2019-20	SF-NY	21-3	167/8.0	10-28	.357	7-19	.368	0-1	.000	6	15	21	1.0	24-0	8	6	2	6	27	1.3
TOTAL		30-3	229/7.6	11-41	.268	7-29	.241	2-3	.667	9	26	35	1.2	30-0	11	9	3	9	31	1.0

Single Game Highs

Statistic	Value	
Points	6	at Bryant 02/06/20
Rebounds	7	vs Medgar Evers 11/21/19
Assists	2	vs Medgar Evers 11/07/18
Steals	2	vs Medgar Evers 11/07/18, at Sacred Heart 02/27/20, vs Medgar Evers 11/21/19
Blocks	1	vs Medgar Evers 11/07/18, at Sacred Heart 02/27/20, vs Saint Francis (PA) 01/25/20
FG Made	2	vs Medgar Evers 11/21/19, at Bryant 02/06/20, at Wagner 01/18/20
FG Attempts	6	vs Medgar Evers 11/07/18
3FG Made	2	at Bryant 02/06/20
3FG Attempts	4	vs Medgar Evers 11/07/18, vs St. Joseph's (Brkln) 12/03/18, at Bryant 02/06/20
FT Made	2	vs Medgar Evers 11/07/18
FT Attempts	2	vs Medgar Evers 11/07/18

STATS & INFO

St. Francis Brooklyn - Game Highs

POINTS	82		Bryant (12/08/2020)
FIELD GOALS MADE	34		Bryant (12/08/2020)
FIELD GOAL ATTEMPTS	83		Bryant (12/08/2020)
FIELD GOAL PERCENTAGE	.410	(34-83)	Bryant (12/08/2020)
3 PT FG MADE	8		Bryant (12/08/2020)
3 PT FG ATTEMPTS	27		Bryant (12/08/2020)
3 PT FG PERCENTAGE	.296	(8-27)	Bryant (12/08/2020)
FREE THROWS MADE	6		Bryant (12/08/2020)
FREE THROW ATTEMPTS	11		Bryant (12/08/2020)
FREE THROW PERCENTAGE	.545	(6-11)	Bryant (12/08/2020)
REBOUNDS	44		Bryant (12/08/2020)
ASSISTS	19		Bryant (12/08/2020)
STEALS	7		Bryant (12/08/2020)
BLOCKED SHOTS	9		Bryant (12/08/2020)
TURNOVERS	16		Bryant (12/08/2020)
FOULS	25		Bryant (12/08/2020)

Opponent - Game Highs

POINTS	101		Bryant (12/08/2020)
FIELD GOALS MADE	34		Bryant (12/08/2020)
FIELD GOAL ATTEMPTS	75		Bryant (12/08/2020)
FIELD GOAL PERCENTAGE	.453	(34-75)	Bryant (12/08/2020)
3 PT FG MADE	12		Bryant (12/08/2020)
3 PT FG ATTEMPTS	22		Bryant (12/08/2020)
3 PT FG PERCENTAGE	.545	(12-22)	Bryant (12/08/2020)
FREE THROWS MADE	21		Bryant (12/08/2020)
FREE THROW ATTEMPTS	28		Bryant (12/08/2020)
FREE THROW PERCENTAGE	.750	(21-28)	Bryant (12/08/2020)
REBOUNDS	54		Bryant (12/08/2020)
ASSISTS	20		Bryant (12/08/2020)
STEALS	6		Bryant (12/08/2020)
BLOCKED SHOTS	3		Bryant (12/08/2020)
TURNOVERS	17		Bryant (12/08/2020)
FOULS	16		Bryant (12/08/2020)

St. Francis Brooklyn - Game Lows

POINTS	82		Bryant (12/08/2020)
FIELD GOALS MADE	34		Bryant (12/08/2020)
FIELD GOAL ATTEMPTS	83		Bryant (12/08/2020)
FIELD GOAL PERCENTAGE	.410	(34-83)	Bryant (12/08/2020)
3 PT FG MADE	8		Bryant (12/08/2020)
3 PT FG ATTEMPTS	27		Bryant (12/08/2020)
3 PT FG PERCENTAGE	.296	(8-27)	Bryant (12/08/2020)
FREE THROWS MADE	6		Bryant (12/08/2020)
FREE THROW ATTEMPTS	11		Bryant (12/08/2020)
FREE THROW PERCENTAGE	.545	(6-11)	Bryant (12/08/2020)
REBOUNDS	44		Bryant (12/08/2020)
ASSISTS	19		Bryant (12/08/2020)
STEALS	7		Bryant (12/08/2020)
BLOCKED SHOTS	9		Bryant (12/08/2020)
TURNOVERS	16		Bryant (12/08/2020)
FOULS	25		Bryant (12/08/2020)

Opponent - Game Lows

POINTS	101		Bryant (12/08/2020)
FIELD GOALS MADE	34		Bryant (12/08/2020)
FIELD GOAL ATTEMPTS	75		Bryant (12/08/2020)
FIELD GOAL PERCENTAGE	.453	(34-75)	Bryant (12/08/2020)
3 PT FG MADE	12		Bryant (12/08/2020)
3 PT FG ATTEMPTS	22		Bryant (12/08/2020)
3 PT FG PERCENTAGE	.545	(12-22)	Bryant (12/08/2020)
FREE THROWS MADE	21		Bryant (12/08/2020)
FREE THROW ATTEMPTS	28		Bryant (12/08/2020)
FREE THROW PERCENTAGE	.750	(21-28)	Bryant (12/08/2020)
REBOUNDS	54		Bryant (12/08/2020)
ASSISTS	20		Bryant (12/08/2020)
STEALS	6		Bryant (12/08/2020)
BLOCKED SHOTS	3		Bryant (12/08/2020)
TURNOVERS	17		Bryant (12/08/2020)
FOULS	16		Bryant (12/08/2020)

STATS & INFO

St. Francis Brooklyn - Individual Game Highs

POINTS	19		Travis Atson vs Bryant (12/08/2020)
	18		Unique McLean vs Bryant (12/08/2020)
	11		Rob Higgins vs Bryant (12/08/2020)
	8		Vuk Stevanic vs Bryant (12/08/2020)
	7		David Muenkat vs Bryant (12/08/2020)
	7		Larry Moreno vs Bryant (12/08/2020)
FIELD GOALS MADE	8		Travis Atson vs Bryant (12/08/2020)
	7		Unique McLean vs Bryant (12/08/2020)
FIELD GOAL ATTEMPTS	17		Unique McLean vs Bryant (12/08/2020)
	17		Rob Higgins vs Bryant (12/08/2020)
FIELD GOAL PERCENTAGE (min 5 made)	.533	(8-15)	Travis Atson vs Bryant (12/08/2020)
	.412	(7-17)	Unique McLean vs Bryant (12/08/2020)
3 PT FG MADE	4		Unique McLean vs Bryant (12/08/2020)
	2		Larry Moreno vs Bryant (12/08/2020)
3 PT FG ATTEMPTS	8		Unique McLean vs Bryant (12/08/2020)
	5		Travis Atson vs Bryant (12/08/2020)
	5		Rob Higgins vs Bryant (12/08/2020)
	5		Rob Higgins vs Bryant (12/08/2020)
3 PT FG PERCENTAGE (min 2 made)	.667	(2-3)	Larry Moreno vs Bryant (12/08/2020)
	.500	(4-8)	Unique McLean vs Bryant (12/08/2020)
FREE THROWS MADE	2		Travis Atson vs Bryant (12/08/2020)
	1		Rob Higgins vs Bryant (12/08/2020)
	1		David Muenkat vs Bryant (12/08/2020)
	1		Yaradyah Evans vs Bryant (12/08/2020)
	1		Larry Moreno vs Bryant (12/08/2020)
	1		Larry Moreno vs Bryant (12/08/2020)
FREE THROW ATTEMPTS	3		David Muenkat vs Bryant (12/08/2020)
	2		Travis Atson vs Bryant (12/08/2020)
	2		Rob Higgins vs Bryant (12/08/2020)
	2		Yaradyah Evans vs Bryant (12/08/2020)
	2		Larry Moreno vs Bryant (12/08/2020)
	2		Larry Moreno vs Bryant (12/08/2020)
REBOUNDS	8		Travis Atson vs Bryant (12/08/2020)
	6		David Muenkat vs Bryant (12/08/2020)
ASSISTS	6		Chauncey Hawkins vs Bryant (12/08/2020)
	5		Rob Higgins vs Bryant (12/08/2020)
STEALS	3		Chauncey Hawkins vs Bryant (12/08/2020)
	2		Travis Atson vs Bryant (12/08/2020)
BLOCKED SHOTS	3		Elijah Hardison vs Bryant (12/08/2020)
	1		Trey Quartlebaum vs Bryant (12/08/2020)
	1		Chauncey Hawkins vs Bryant (12/08/2020)
	1		David Muenkat vs Bryant (12/08/2020)
	1		Yaradyah Evans vs Bryant (12/08/2020)
	1		Vuk Stevanic vs Bryant (12/08/2020)
	1		Larry Moreno vs Bryant (12/08/2020)
	1		Larry Moreno vs Bryant (12/08/2020)
TURNOVERS	3		Chauncey Hawkins vs Bryant (12/08/2020)
	2		Unique McLean vs Bryant (12/08/2020)
	2		Travis Atson vs Bryant (12/08/2020)
	2		Rob Higgins vs Bryant (12/08/2020)
	2		David Muenkat vs Bryant (12/08/2020)
	2		Larry Moreno vs Bryant (12/08/2020)
FOULS	5		Larry Moreno vs Bryant (12/08/2020)
	4		Travis Atson vs Bryant (12/08/2020)

Opponent - Individual Game Highs

POINTS	19		Peter Kiss vs Bryant (12/08/2020)
	17		Michael Green III vs Bryant (12/08/2020)
	17		Chris Childs vs Bryant (12/08/2020)
	16		Charles Pride vs Bryant (12/08/2020)
	10		Hall Elisias vs Bryant (12/08/2020)
	10		Hall Elisias vs Bryant (12/08/2020)
FIELD GOALS MADE	7		Peter Kiss vs Bryant (12/08/2020)
	6		Charles Pride vs Bryant (12/08/2020)
FIELD GOAL ATTEMPTS	15		Peter Kiss vs Bryant (12/08/2020)
	14		Michael Green III vs Bryant (12/08/2020)
FIELD GOAL PERCENTAGE (min 5 made)	.600	(6-10)	Chris Childs vs Bryant (12/08/2020)
	.467	(7-15)	Peter Kiss vs Bryant (12/08/2020)
3 PT FG MADE	5		Chris Childs vs Bryant (12/08/2020)
	3		Peter Kiss vs Bryant (12/08/2020)
3 PT FG ATTEMPTS	8		Chris Childs vs Bryant (12/08/2020)
	5		Peter Kiss vs Bryant (12/08/2020)
3 PT FG PERCENTAGE (min 2 made)	.625	(5-8)	Chris Childs vs Bryant (12/08/2020)
	.600	(3-5)	Peter Kiss vs Bryant (12/08/2020)
FREE THROWS MADE	8		Michael Green III vs Bryant (12/08/2020)
	3		Charles Pride vs Bryant (12/08/2020)
FREE THROW ATTEMPTS	8		Michael Green III vs Bryant (12/08/2020)
	5		Charles Pride vs Bryant (12/08/2020)
FREE THROW PERCENTAGE (min 3 made)	1.000	(8-8)	Michael Green III vs Bryant (12/08/2020)
	.600	(3-5)	Charles Pride vs Bryant (12/08/2020)
REBOUNDS	17		Charles Pride vs Bryant (12/08/2020)
	6		Peter Kiss vs Bryant (12/08/2020)
	6		Hall Elisias vs Bryant (12/08/2020)
	6		Michael Green III vs Bryant (12/08/2020)
ASSISTS	7		Luis Hurtado vs Bryant (12/08/2020)
	5		Michael Green III vs Bryant (12/08/2020)
STEALS	3		Peter Kiss vs Bryant (12/08/2020)
	1		Erickson Bans vs Bryant (12/08/2020)
	1		Nathaniel Stokes vs Bryant (12/08/2020)
	1		Chris Childs vs Bryant (12/08/2020)
BLOCKED SHOTS	2		Hall Elisias vs Bryant (12/08/2020)
	1		Peter Kiss vs Bryant (12/08/2020)
TURNOVERS	5		Charles Pride vs Bryant (12/08/2020)
	3		Peter Kiss vs Bryant (12/08/2020)
	3		Michael Green III vs Bryant (12/08/2020)
FOULS	3		Charles Pride vs Bryant (12/08/2020)
	3		Luis Hurtado vs Bryant (12/08/2020)
	3		Nathaniel Stokes vs Bryant (12/08/2020)
	3		Michael Green III vs Bryant (12/08/2020)

STATS & INFO

Points

##	Player	G	Pts	Pts/G
13	Atson, Travis	1	19	19.0
14	McLean, Unique	1	18	18.0
3	Higgins, Rob	1	11	11.0
12	Stevanic, Vuk	1	8	8.0
0	Moreno, Larry	1	7	7.0
55	Muenkat, David	1	7	7.0
20	Hardison, Elijah	1	4	4.0
4	Hawkins, Chauncey	1	4	4.0
15	Quartlebaum, Trey	1	3	3.0
5	Evans, Yaradyah	1	1	1.0

Scoring Average

##	Player	G	Pts	Pts/G
13	Atson, Travis	1	19	19.0
14	McLean, Unique	1	18	18.0
3	Higgins, Rob	1	11	11.0
12	Stevanic, Vuk	1	8	8.0
0	Moreno, Larry	1	7	7.0
55	Muenkat, David	1	7	7.0
20	Hardison, Elijah	1	4	4.0
4	Hawkins, Chauncey	1	4	4.0
15	Quartlebaum, Trey	1	3	3.0
5	Evans, Yaradyah	1	1	1.0

Field Goal Percentage

##	Player	FG	Att	Pct
55	Muenkat, David	3	4	.750
20	Hardison, Elijah	2	3	.667
13	Atson, Travis	8	15	.533
0	Moreno, Larry	2	4	.500
12	Stevanic, Vuk	4	9	.444
14	McLean, Unique	7	17	.412
3	Higgins, Rob	5	17	.294
4	Hawkins, Chauncey	2	8	.250
15	Quartlebaum, Trey	1	4	.250

Field Goal Attempts

##	Player	G	Att	Att/G
14	McLean, Unique	1	17	17.0
3	Higgins, Rob	1	17	17.0
13	Atson, Travis	1	15	15.0
12	Stevanic, Vuk	1	9	9.0
4	Hawkins, Chauncey	1	8	8.0

Field Goals Made

##	Player	G	Made	Made/G
13	Atson, Travis	1	8	8.0
14	McLean, Unique	1	7	7.0
3	Higgins, Rob	1	5	5.0
12	Stevanic, Vuk	1	4	4.0
55	Muenkat, David	1	3	3.0

3-Point FG Percentage

##	Player	3FG	Att	Pct
0	Moreno, Larry	2	3	.667
14	McLean, Unique	4	8	.500
15	Quartlebaum, Trey	1	2	.500
13	Atson, Travis	1	5	.200

3-Point FG Attempts

##	Player	G	Att	Att/G
14	McLean, Unique	1	8	8.0
13	Atson, Travis	1	5	5.0
3	Higgins, Rob	1	5	5.0
0	Moreno, Larry	1	3	3.0
4	Hawkins, Chauncey	1	3	3.0

3-Point FG Made

##	Player	G	Made	Made/G
14	McLean, Unique	1	4	4.0
0	Moreno, Larry	1	2	2.0
13	Atson, Travis	1	1	1.0
15	Quartlebaum, Trey	1	1	1.0

STATS & INFO

Free Throw Percentage

##	Player	Made	Att	Pct
13	Atson, Travis	2	2	1.000
3	Higgins, Rob	1	2	.500
0	Moreno, Larry	1	2	.500
5	Evans, Yaradyah	1	2	.500
55	Muenkat, David	1	3	.333

Free Throw Attempts

##	Player	G	Att	Att/G
55	Muenkat, David	1	3	3.0
13	Atson, Travis	1	2	2.0
3	Higgins, Rob	1	2	2.0
0	Moreno, Larry	1	2	2.0
5	Evans, Yaradyah	1	2	2.0

Free Throws Made

##	Player	G	Made	Made/G
13	Atson, Travis	1	2	2.0
3	Higgins, Rob	1	1	1.0
0	Moreno, Larry	1	1	1.0
55	Muenkat, David	1	1	1.0
5	Evans, Yaradyah	1	1	1.0

Rebounds

##	Player	G	Reb	Reb/G
13	Atson, Travis	1	8	8.0
55	Muenkat, David	1	6	6.0
14	McLean, Unique	1	5	5.0
12	Stevanic, Vuk	1	4	4.0
4	Hawkins, Chauncey	1	4	4.0

Assists

##	Player	G	Ast	Ast/G
4	Hawkins, Chauncey	1	6	6.0
3	Higgins, Rob	1	5	5.0
14	McLean, Unique	1	3	3.0
13	Atson, Travis	1	2	2.0
0	Moreno, Larry	1	2	2.0

Rebounds Average

##	Player	G	Reb	Reb/G
13	Atson, Travis	1	8	8.0
55	Muenkat, David	1	6	6.0
14	McLean, Unique	1	5	5.0
12	Stevanic, Vuk	1	4	4.0
4	Hawkins, Chauncey	1	4	4.0

Steals

##	Player	G	Stl	Stl/G
4	Hawkins, Chauncey	1	3	3.0
13	Atson, Travis	1	2	2.0
14	McLean, Unique	1	1	1.0
0	Moreno, Larry	1	1	1.0

Offensive Rebounds

##	Player	G	OReb	OReb/G
55	Muenkat, David	1	3	3.0
5	Evans, Yaradyah	1	3	3.0
14	McLean, Unique	1	2	2.0
12	Stevanic, Vuk	1	2	2.0
13	Atson, Travis	1	1	1.0

Blocked Shots

##	Player	G	Blk	Blk/G
20	Hardison, Elijah	1	3	3.0
12	Stevanic, Vuk	1	1	1.0
0	Moreno, Larry	1	1	1.0
55	Muenkat, David	1	1	1.0
4	Hawkins, Chauncey	1	1	1.0

Defensive Rebounds

##	Player	G	DReb	DReb/G
13	Atson, Travis	1	7	7.0
14	McLean, Unique	1	3	3.0
55	Muenkat, David	1	3	3.0
4	Hawkins, Chauncey	1	3	3.0
3	Higgins, Rob	1	2	2.0

Minutes

##	Player	G	Min	Min/G
3	Higgins, Rob	1	33	33:11
14	McLean, Unique	1	28	28:13
13	Atson, Travis	1	27	27:02
4	Hawkins, Chauncey	1	25	25:12
0	Moreno, Larry	1	19	19:28

Fouls

##	Player	G	PF	PF/G
0	Moreno, Larry	1	5	5.0
13	Atson, Travis	1	4	4.0
14	McLean, Unique	1	3	3.0
3	Higgins, Rob	1	3	3.0
55	Muenkat, David	1	3	3.0

Turnovers

##	Player	G	TO	TO/G
4	Hawkins, Chauncey	1	3	3.0
13	Atson, Travis	1	2	2.0
14	McLean, Unique	1	2	2.0
3	Higgins, Rob	1	2	2.0
0	Moreno, Larry	1	2	2.0

Foul Outs

##	Player	G	FO
0	Moreno, Larry	1	1

LAST TIME OUT

BROOKLYN HEIGHTS, NY – The St. Francis College Brooklyn men's basketball team (0-1, 0-1 NEC) fell to Bryant (3-1, 1-0 NEC), 101-82, in the 2020-21 season opener on Tuesday night inside the Daniel Lynch '38 Gymnasium at the Pope Physical Education Center.

Tonight's game marked the first collegiate or professional sporting event held in the borough of Brooklyn since the Atlantic 10 Conference played its final tournament game at the Barclays Center on March 12, before it was canceled due to the COVID-19 pandemic.

Bryant was paced by a strong first half start as it outscored the Terriers, 58-38, in the opening frame. The Terriers bridged the gap in the second half by outscoring the Bulldogs, 44-43, in the second stanza, but could not overcome the first half deficit.

HOW IT HAPPENED:

St. Francis Brooklyn – 82 | Bryant – 101

• St. Francis had a total of seven newcomers make their Terrier debuts. Graduate guard/forward Travis Atson led the Terriers with a career-high 19 points on 8-of-15 shooting from the field and grabbed a career-high tying eight rebounds in 27 minutes of play off the bench. 15 of his points came in the second half of play. The Brooklyn native appeared in his 54th game of his collegiate career as he spent time at Tulsa (2016-17) and Quinnipiac (2018-19) before transferring to St. Francis.

• Fellow Brooklynite graduate guard Unique McLean chipped in with 18 points and five rebounds in 28 minutes of action. He shot 7-of-17 from the field and went 4-of-8 from behind the arc. His four made three-pointers marked a career-high and were the most made by a Terrier this evening. He finished with three assists in his season debut. Sophomore guard Rob Higgins added 11 points and five assists in his 10th career start. His backcourt mate, senior guard Chauncey Hawkins totaled four points, six assists, and three steals in 25 minutes.

• Junior college transfers Vuk Stevanic and David Muenkat also made their Terrier debuts on Tuesday night. Stevanic got the start and tallied eight points on 4-of-9 shooting and pulled down four rebounds. Muenkat came off the bench and finished with seven points on 3-of-4 shooting and corralled six rebounds in 18 minutes.

• Junior guard Larry Moreno made his season debut and contributed seven points in 19 minutes off the bench. Freshman Elijah Hardison made his collegiate debut and provided energy off the bench for the Terriers. The Xaverian High School product, scored four points off of two dunks, blocked three shots, and pulled down two rebounds in 13 minutes off the bench.

• As a team, the Terriers shot 41.0 percent from the field, 29.6 percent from three, and 54.5 percent from the free-throw line.

• St. Francis outscored Bryant in the second half of play, 44-43, and shot 45.0 percent from the field in the frame. Bryant won the battle for the boards, 54-44, and knocked down 12-of-22 (54.5%) from behind the arc.

UP NEXT:

The Terriers are back in action for the second half of the season opening back-to-back series with Bryant tomorrow, December 9, at 4 p.m.



Official Basketball Box Score – Final
Bryant at St. Francis Brooklyn
12/08/20 Daniel Lynch '38 Gymnasium at the Pope Physical Education Center, Brooklyn, NY
2020-21 Men's Basketball

Game Time: 7:00 PM
Game Duration: 1:54

Officials: Mike Nardone, Brandon Cruz, Craig Lastres

Bryant – 101

Record: 3-1 (1-0)

No.	Name	Min	FG		3P		FT		Reb		Fouls		TP	AS	TO	ST	BS		+/-	Shooting By Period		
			M	A	M	A	M	A	OR	DR	TOT	PF					FD	B		B	1st	FG%
34	Hall Eliasias	F 22:31	4-8	0-0	2-4	1	5	6	2	4	10	0	1	0	2	1	0			3PT%	7-12	58.3%
3	Michael Green III	G 29:29	4-14	1-2	8-8	3	3	6	3	5	17	5	3	0	0	1	22			FT%	7-9	77.8%
5	Charles Pride	G 28:09	6-13	1-3	3-5	7	10	17	3	4	16	2	5	0	0	2	30			2nd FG%	12-35	34.3%
10	Luis Hurtado	G 26:01	1-4	1-1	2-2	0	4	4	3	2	5	7	0	0	0	3	9			3PT%	5-10	50.0%
32	Peter Kiss	G 28:40	7-15	3-5	2-2	2	4	6	1	3	19	3	3	3	1	2	14			FT%	14-19	73.7%
30	Chris Childs	27:45	6-10	5-8	0-0	0	1	1	0	0	17	3	2	1	0	0	13			GM FG%	34-75	45.3%
4	Nathaniel Stokes	15:03	3-3	1-1	2-3	1	3	4	3	5	9	0	1	1	0	0	20			3PT%	12-22	54.5%
2	Erickson Bars	14:08	3-8	0-2	2-2	1	2	3	0	1	8	0	2	1	0	0	-7			FT%	21-28	75.0%
35	Luke Sutherland	02:12	0-0	0-0	0-0	0	0	0	0	0	0	0	0	0	0	0	-3			Dead Ball Rebounds: 2.0		
1	Joe Moon IV	03:05	0-0	0-0	0-0	0	0	0	1	0	0	0	0	0	0	0	-1					
33	Nick Crocker	01:34	0-0	0-0	0-0	0	0	1	1	0	0	0	0	0	0	0	-1					
12	Timmy Kiggins	01:23	0-0	0-0	0-2	0	0	0	0	1	0	0	0	0	0	0	-1					
Team						4	2	6			0		0									
Totals			34-75	12-22	21-28	19	35	54	16	25	101	20	17	6	3	9	19					

Technical Fouls: NONE

St. Francis Brooklyn – 82

Record: 0-1 (0-1)

No.	Name		Min	FG		3P	FT	Rebounds		Fouls	PF	TP	AS	TO	ST	Blocks		+/-	Shooting By Period			
				M-A	M-A	M-A	OR	DR	TOT	PF	FD	BS	BA	1st	FG%	16-43	37.2%					
5	Yaradyah Evans	F	05:32	0-1	0-0	1-2	3	0	3	2	1	1	0	1	0	1	0	-14	3PT%	5-14	35.7%	
12	Vuk Stevanic	F	18:22	4-9	0-1	0-0	2	2	4	1	1	8	0	1	0	1	0	-22	FT%	1-2	50%	
3	Rob Higgins	G	33:11	5-17	0-5	1-2	1	2	3	3	4	11	5	2	0	0	0	-22	2nd FG%	18-40	45.0%	
4	Chauncey Hawkins	G	25:12	2-8	0-3	0-0	1	3	4	2	0	4	6	3	3	1	1	-10	3PT%	3-13	23.1%	
14	Unique McLean	G	28:13	7-17	4-8	0-0	2	3	5	3	1	18	3	2	1	0	0	-3	FT%	5-9	55.6%	
13	Travis Atson		27:02	8-15	1-5	2-2	1	7	8	4	4	19	2	2	2	0	1	-5	GM FG%	34-83	41.0%	
55	David Muenkat		17:50	3-4	0-0	1-3	3	3	6	3	3	7	0	2	0	1	0	-6	3PT%	8-27	29.6%	
0	Larry Moreno		19:28	2-4	2-3	1-2	1	2	3	5	1	7	2	2	1	1	0	-3	FT%	6-11	54.5%	
15	Trey Quartlebaum		06:56	1-4	1-2	0-0	0	1	1	0	1	3	0	0	0	1	0	-9	Dead Ball Rebounds: 2.0			
1	Stevan Krtnic		04:23	0-1	0-0	0-0	0	0	0	0	0	0	1	0	0	0	1	0				
20	Elijah Hardison		13:09	2-3	0-0	0-0	0	2	2	2	0	4	0	1	0	1	3	0	6			
2	Abdallah Wague		00:21	0-0	0-0	0-0	0	0	0	0	0	0	0	0	0	0	0	0				
30	Alex May		00:21	0-0	0-0	0-0	0	0	0	0	0	0	0	0	0	0	0	0				
Team								3	2	5												
Totals						34-83	8-27	6-11	17	27	44	25	16	82	19	16	7	9	3	-19		

Technical Fouls: NONE

	BRY	SFC	Points from		BRY	SFC	Period by Period Scoring		
Biggest lead	30 (2 nd 12:14)	0 (1 st 20:00)	Turnovers	15	15		1 st	2 nd	TOT
Best Scoring Run	13 (1 st 5:34)	7 (2 nd 9:45)	Paint	38	50	BRY	58	43	101
Lead Changes	0	0	Second Chance	20	17	SFC	38	44	82
Times Tied	0	0	Fast Breaks	18	18				
Time with Lead	39:35	00:00	Bench	34	40				