



St. Francis Brooklyn Men's Basketball

180 Remsen Street | Brooklyn, NY | 11201

Game Notes | 718-489-5432 | MBB Contact: Rob DeVita (rdevita@sfc.edu)

2019-20 SCHEDULE

Date	Opponent	Time/Results
11/5	at Fordham	L, 59-68
11/9	Lafayette	W, 73-72
11/14	at Longwood	L, 77-86
11/16	at NC State^	L, 64-95
11/21	Medgar Evers^	W, 122-58
11/26	at Little Rock^	6:30 PM (CT)/7:30 PM (ET)
11/30	at Saint Peter's	1:00 PM
12/5	at Hartford	7:00 PM
12/7	at UMass Lowell	1:00 PM
12/10	Presbyterian	3:00 PM
12/14	NJIT	2:00 PM
12/22	Delaware State	2:00 PM
1/2	Fairleigh Dickinson*	7:30 PM
1/9	at Robert Morris*	7:00 PM
1/11	at Saint Francis (PA)*	7:00 PM
1/15	LIU**	7:00 PM
1/18	at Wagner*	4:00 PM
1/20	at Mount St. Mary's*	7:00 PM
1/23	Robert Morris*	7:00 PM
1/25	Saint Francis (PA)*	4:00 PM
1/30	at Merrimack*	7:00 PM
2/1	Sacred Heart*	4:00 PM
2/6	at Bryant*	7:00 PM
2/8	Mount St. Mary's*	4:00 PM
2/13	Merrimack*	7:00 PM
2/18	at LIU*%	5:00 PM
2/21	Bryant*	7:30 PM
2/23	Wagner*	4:00 PM
2/27	at Sacred Heart*	7:00 PM
2/29	at Central Connecticut*	1:00 PM
3/4	NEC Tournament	TBA
3/7	NEC Tournament	TBA
3/10	NEC Tournament	TBA

Key:

Home | Away

*NEC Game

^Barclays Center Classic

#Broadcast on SNY

%Broadcast on ESPNU

THE MATCHUP



VS.



St. Francis Brooklyn

2019-20 Record: (2-3)

2018-19 Record: (17-16, 9-9 NEC)

Head Coach: Glenn Braica

Little Rock

2019-20 Record: (3-3)

2018-19 Record: (10-21, 5-13 Sun Belt)

Head Coach: Darrell Walker

GAMEDAY INFORMATION

Game No. 6 - Tuesday, November 26, 2019 | 6:30 PM (CT)/7:30 PM (ET)

Barclays Center Classic

Jack Stephens Center

Little Rock, AR

TALE OF THE TAPE

SFBK	STAT	LR
79.0	Points Per Game	67.7
75.8	Opp. Points Per Game	66.3
.473	Field Goal Pct.	.452
.445	Opp. Field Goal Pct.	.410
7.4	3-Pt. FGs Per Game	4.2
.343	3-Pt. FG Pct.	.263
.324	Opp. 3-Pt. FG Pct.	.336
.683	Free-Throw Pct.	.681
39.6	Rebounds Per Game	36.8
36.4	Opp. Rebounds Per Game	30.8
13.2	Assists Per Game	14.2
15.4	Turnovers Per Game	16.8
6.2	Steals Per Game	8.0
4.6	Blocks Per Game	2.8

ALL-TIME SERIES

St. Francis and Little Rock are set to meet for the first time in history. Dating back to 1949-50, the Terriers are 1-2 against current Sun Belt members. St. Francis last went head-to-head with a current Sun Belt member on November 23, 2013, when it was defeated by Coastal Carolina.

The Terriers' lone victory over a Sun Belt member came on November 29, 2003, when they defeated Appalachian State, 68-63. Current St. Francis Assistant Coach Ron Ganulin was the Terriers' Head Coach at the time they knocked off Appalachian State in 2003.

NEWS & NOTES

SCOUTING THE TROJANS

Little Rock enters the contest at 3-3 on the season and has earned wins over Missouri State, Southwest Baptist, and Central Arkansas. The Trojans were defeated by NC State, 74-58, in their last game on November 23, in the Barclays Center Classic. Little Rock has been paced by a trio of players scoring in double-figures this season. Markquis Nowell leads the team with 18.2 points per game on 44.7 percent shooting from the field. Ben Coupet Jr. is second on the team in scoring with 14.8 points per contest and has pulled down 6.5 rebounds per game. Ruot Monyyong has tallied 13.0 points and a team-high 8.3 rebounds per game. As a team, the Trojans are scoring 67.7 points per game on 45.2 percent shooting from the field. They are limiting opponents to 66.3 points per game on 41.0 percent shooting.

TRAVELING TERRIERS

The Terriers are 0-3 on the road this season as they were defeated by NC State in their last road contest on November 16. Last season, the Terriers posted a 6-12 record in road games and went 3-4 on the road in non-league play. St. Francis earned non-conference road wins over Lafayette (Nov. 18, 84-72), Niagara (Nov. 24, 75-63), and Presbyterian (Nov. 28, 90-86). They won three-straight road contests (Nov. 18-28) before falling at NJIT on December 8. The six road victories were tied for the most for the Terriers since the 2015-16 season when they also posted six wins away from the Pope Physical Education Center. The Terriers finished the season tied with Saint Francis (PA) for the third-most road wins in the league.

UP NEXT

St. Francis is back in action on Saturday, November 30, when it travels to Jersey City, NJ to face Tristate area foe Saint Peter's at 1 p.m. The Terriers and Peacocks will go head-to-head for the 62nd time in history. The meeting marks the fifth year in a row that the teams will play each other. The Peacocks hold a 34-27 advantage in the series as St. Francis picked up a 56-53 home win over Saint Peter's in their last meeting on December 15, 2018.

NEC PRESEASON POLL

The Terriers were picked eighth in the Northeast Conference (NEC) Preseason Coaches' Poll as announced by the league office on Wednesday, October 23, at the eighth annual NEC Basketball "Social" Media Day at Barclays Center in Brooklyn. LIU was tabbed by the league's head coaches as the favorite in the conference as it received five first-place votes. Sacred Heart was voted second with three first place nods, followed by Saint Francis (PA) with one first-place vote. Fairleigh Dickinson secured two votes for the top spot despite being picked fourth in the poll. Robert Morris was tabbed fifth and Bryant sixth in the rankings. Mount St. Mary's took the seventh spot, followed in order by St. Francis Brooklyn, Wagner, Central Connecticut, and NEC newcomer Merrimack.

SOCIAL MEDIA DIRECTORY

Be sure to follow St. Francis College Brooklyn Athletics and the men's basketball program all season long on social media:

Twitter: @SFBKTerriers | @sfbkmbb

Instagram: @SFBKTerriers | @sfbkmbb

Facebook: @SfCTerriers

QUICK FACTS

Location.....	Brooklyn Heights, NY
Founded.....	1859
Enrollment.....	2,700
Nickname.....	Terriers
Colors.....	Red & Royal
Athletic Complex.....	Pope Physical Education Center (1,200)
Gym.....	Daniel Lynch Gymnasium
Home Court.....	Peter Aquilone Court
Affiliation.....	NCAA Division I
Conference.....	Northeast Conference
President.....	Miguel Martinez-Saenz
Director of Athletics.....	Irma Garcia
Athletic Department Website.....	SfCAthletics.com
Athletic Department Twitter.....	@SFBKTerriers
Athletic Department Instagram.....	@SFBKTerriers
Men's Basketball Twitter.....	@sfbkmbb
Men's Basketball Instagram.....	@sfbkmbb
Athletic Department Phone.....	(718) 489-5490

BASKETBALL HISTORY

Founded.....	1896 (Oldest Collegiate Basketball Program in NYC)
Year of First Game.....	1901-02
All-Time Record.....	1229-1285 (.489)
All-Time NEC Record.....	265-287 (.480)
All-Time NEC Tournament Record.....	12-30 (.285)
NIT Years (Record)/Last.....	4 (3-5)/2015
CIT Years (Record)/Last.....	1 (0-1)/2019
20-Win Seasons/Last.....	9/2014-15

COACHING STAFF

Head Coach.....	Glenn Braica
Alma Mater.....	Queens College '89
Overall Record.....	134-155 (10th Season)
Best time to Reach Coach.....	Contact DeVita
Associate Head Coach.....	Clive Bentick (Canisius College '01)
Assistant Coach.....	Ron Ganulin (Long Island University '68)
Assistant Coach.....	Jamaal Womack (St. Francis Brooklyn '09)
Director of Basketball Operations.....	Aleksandar Isailovic (St. Francis Brooklyn '14)

2019-20 TEAM

Letterwinners Returning/Last.....	10/4
2018-19 Overall.....	17-16 (H: 11-3; A: 6-12; N: 0-1)
2018-19 NEC.....	9-9 (H: 6-3; A: 3-6)
2018-19 NEC Finish.....	5th out of 10
2019 NEC Tournament.....	Quarterfinals, L 65-69 (OT) vs. Robert Morris

Athletic Communications

MBB Contact.....	Rob DeVita (St. Francis Brooklyn '15)
NEC Front Row Contact.....	Luis Velez (St. Francis Brooklyn '18)
Athletic Communications Assistant.....	Joey Jarzynka (St. John's '18)
Graduate Assistant.....	Steven Brennan (St. Francis Brooklyn '19)

NEWS & NOTES

KEY RETURNERS

• **Chauncey Hawkins** - Appeared in 30 games for the Terriers as a sophomore and averaged 24.8 minutes per contest. Registered 11.1 points, 2.2 rebounds, and 1.9 assists per game. Ranked 26th in the NEC in scoring with 11.1 points per game. Shot 34.3 percent (98-of-286) from the field and 77.6 percent (104-of-134) from the free-throw line. Led the Terriers in both free-throws made (104) and free-throws attempted (134). Finished 14th in the NEC in free-throw percentage (77.6%). Scored a career-high 27 points on 8-of-14 shooting from the field, 4-of-5 shooting from three, and 7-of-8 shooting from the line in a victory at Presbyterian. The Terriers were 4-0 when Hawkins scored 20 or more points in a game and he scored in double-digits 14 times as a sophomore.

• **Rosel Hurley** - Named to NEC Winter Academic Honor Roll. Played in 33 games and made 30 starts as a first-year Terrier. Averaged 9.0 points, 4.1 rebounds, and 1.3 assists per game in 21.9 minutes per game. Ranked fourth on the team in scoring and third in rebounding. Shot 50.4 percent from the field, which was the second-best on the team and ranked eighth in the NEC. Scored a season-high 20 points on 9-of-12 shooting from the floor in 31 minutes of play off the bench on February 16, against CCSU. The 20 points paced the Terriers' en route to a 90-79 victory over CCSU. Converted a season-best nine field goals in the 20-point effort against the Blue Devils. Grabbed a season-high eight rebounds on January 12, against Saint Francis (PA). Scored in double-digits 16 times and scored 20 or more points once.

• **Deniz Celen** - Appeared in 33 games, made 29 starts, and averaged 21.5 minutes per game for the Terriers. Tallied 7.6 points, 5.4 rebounds, and 1.5 assists per game during his junior campaign. Shot a team-best 51.6 percent (112-of-217) from the field, which was tied for the fifth-best mark in the NEC. Ranked 15th in the conference in rebounding with 5.4 per game. Has scored in double figures 13 times as a junior and poured in a career-high 18 points on January 21, in a road win over LIU Brooklyn. The forward grabbed a career-best 10 rebounds on three occasions and last did so on January 26, against Mount St. Mary's. He blocked a career-high five shots in a win over Saint Francis (PA) on January 12. He recorded back-to-back double-doubles against Fairleigh Dickinson and Mount St. Mary's on January 24, and January 26 respectively.

• **Varadyah Evans** - Appeared in 33 games, made 31 starts, and logged 19.6 minutes per contest as a sophomore. Averaged 4.1 points and 5.2 rebounds per game. Ranked second on the Terriers in rebounds per game with 5.2. Tied for 17th in the conference in rebounds and ranked 11th in defensive rebounds per game with 4.06. Scored a career-high 11 points on 4-of-7 shooting from the field on January 3, against Bryant. Recorded 10 or more rebounds in a game five times and notched a career-high with 18 boards vs. Saint Peter's on December 15. He later grabbed 15 rebounds on the road at Sacred Heart on February 2. The 18 rebounds were the second-most by an NEC student-athlete in 2018-19. The 18 boards were also the most by a Terrier since Jalen Cannon, pulled down 20 against FDU on February 25, 2012. He was one of two players in the NEC to have multiple games with 15 or more rebounds in 2018-19.

• **Stevan Krtnic** - Named to NEC Winter Academic Honor Roll. Appeared in 28 games and made one start as a freshman. Recorded 3.9 points, 1.7 rebounds, and 1.0 assists, in 14.9 minutes per game. Poured in a season-high 19 points on 7-of-9 shooting from the field and 5-of-6 shooting from three against Hampton in the First Round of the CIT on March 21. The seven made field goals and five made three-pointers were both season-highs. Dished out a season-best four assists against the Pirates in the opening round of the CIT. Pulled down a season-high seven rebounds on January 26, at Mount St. Mary's (MD). Scored in double figures three times as a freshman. Paced the Terriers to a road win at Mount St. Mary's (MD) as he came off the bench to contribute 15 points on 5-of-7 shooting in a season-high 33 minutes.

TERRIERS WELCOME THREE TO 2019-20 ROSTER

• **Unique McLean** - McLean, a Brooklyn, NY native returns to his hometown after spending his undergraduate career at the University of Massachusetts in the Atlantic 10. The 6-foot-2, 175-pound guard played in 56 games and made 28 starts over two seasons at UMass. He tallied 4.5 points, 4.3 rebounds, and 1.6 assists in 22.5 minutes per game as a member of the Minutemen.

• **Trey Quartlebaum** - Quartlebaum is a 6-foot-1, 175-pound combo guard from Lawrence, KS and attended Lawrence High School. He is originally from Dobbs Ferry, NY and played AAU ball for KC Run GMC. He averaged 16.0 points per game during his senior year at Lawrence and was a Kansas 6A All-State member. Additionally, he was tabbed to the Kansas Sunflower League First Team and Kansas All-Area Team. LHS advanced to the Kansas State Tournament all four seasons he was on the team. His father, Fred Quartlebaum Jr. was a standout basketball player at Fordham where he was a four-year letter winner from 1985-89.

• **Rob Higgins** - Higgins is a 6-foot-1, 175-pound guard from Middletown, NJ and played four years of varsity basketball at Middletown North High School. Additionally, he played AAU ball for New Heights NYC. The Jersey Shore native concluded his high school career as one of the most prolific scorers in the history of the Shore Conference. Higgins finished his career with 2,278 points, the third-most all-time in the history of the league. He became the first student-athlete ever to lead the Shore Conference in scoring three times.

CATCH US ON TELEVISION

The men's basketball team is slated to go head-to-head with the LIU Sharks on television twice this season as announced by the NEC on Monday, October 21. The first meeting between the local rivals comes from the Pope Physical Education Center in Brooklyn Heights on Wednesday, January 15, at 7 p.m. live on SNY. The 2020 edition of the Battle of Brooklyn takes place on Tuesday, February 18, at 5 p.m., and will broadcast live on ESPNU. The Terriers swept LIU last season including a 79-70 victory on the road at the Steinberg Wellness Center that aired on ESPN3.

TERRIERS COACHING RECORDS

St. Francis Brooklyn men's basketball head coach Glenn Braica passed Rody Cooney for third place on the program all-time wins list for victories by a head coach on November 18, 2018, vs. Lafayette. Braica is just one of four Terriers' head coaches to win over 100 games in their career.

Rk	Coach	Yrs	G	W	L
1	Daniel Lynch (1948-69)	21	520	283	237
2	Ron Ganulin (1991-2005)	14	394	187	207
3	Glenn Braica (2010-Pres)	10	289	134	155
4	Rody Cooney (1932-41)	9	193	116	77
5	Joseph Brennan (1941-48)	7	136	90	46

NEC COACHING VETERANS

Head coach Glenn Braica and Robert Morris' head coach Andrew Toole are the two longest-tenured head coaches in the NEC as they both took over their respective programs before the 2010-11 season. Toole is the active leader for wins at an NEC institution with 169, Braica is right behind Toole in second with 134. LIU's Derek Kellogg has the most career wins of any coach in the NEC with 190 (nine years at UMass, three years at LIU).

NEWS & NOTES

NON-CONFERENCE SCHEDULE NOTABLES

Four of St. Francis' non-conference opponents participated in postseason play in 2018-19. NC State earned a bid to the National Invitation Tournament (NIT), Longwood competed in the College Basketball Invitational (CBI), while both Presbyterian and NJIT took part in the CollegeInsider.com Postseason Tournament (CIT).

The Terriers began the season on the road as they faced local foe Fordham on November 5. St. Francis put forth a valiant effort but fell to the Rams, 68-59. Unique McLean had a strong showing in his Terriers' debut as he scored a team-high 13 points and pulled down a team-best eight rebounds. Freshman guard Rob Higgins provided a spark off the bench for the Terriers as he scored nine points and dished out three assists in 20 minutes.

St. Francis earned a 73-72 victory over Lafayette in its home opener on Saturday, November 9. The Terriers were paced by junior guard Chauncey Hawkins who scored a team-high 24 points, all of which came in the second half of play en route to erasing a five-point halftime deficit.

Following the home opener, the Terriers met Longwood for the first time in history and were topped on the road in Farmville, VA, 86-77. St. Francis was paced by four players in double-figures during the high scoring contest as Unique McLean (13 pts), Hawkins (13 pts), Higgins (13 pts), and Stevan Krtnic (12 pts) all found their way to strong scoring outputs. On Saturday, November 16, St. Francis traveled to Raleigh, NC to square off with ACC power NC State in the first game of the Barclays Center Classic. St. Francis fell to NC State in only the second-ever meeting between the two teams. After a brief return to the Pope, where St. Francis defeated Medgar Evers, 122-58, the Terriers begin a four-game road trip starting with the second game of the Barclays Center Classic against Little Rock on Tuesday, November 26, at 6:30 (CT) in Little Rock, AK. St. Francis and Little Rock are set to meet for the first time in history.

For the fifth year in a row, the Terriers face tri-state foe Saint Peter's on Saturday, November 30, at the Yanitelli Center in Jersey City, NJ. The Terriers earned a 56-53 victory over the Peacocks last season en route to a sweep against MAAC members in 2018-19 (went 3-0 against MAAC teams). St. Francis continues its road swing on Thursday, December 5, against Hartford. The Terriers knocked off the Hawks, 74-67, in their last meeting in 2015.

For the second-straight year, St. Francis has UMass Lowell, Presbyterian, and NJIT on its non-conference schedule. The Terriers close out their four-game road trip against UMass Lowell on Saturday, December 7. St. Francis defeated the River Hawks, 75-69, last December behind 18 points off the bench from Chauncey Hawkins.

St. Francis concludes non-conference action with a three-game homestand beginning on Tuesday, December 10, against Presbyterian, at 3 p.m. The Terriers picked up a gritty, 90-86, win over the Blue Hose last season in Clinton, SC. Hawkins exploded for 27 points off the bench in the victory, while Deniz Celen added 11 points, and Rosel Hurley tallied 10 points and seven rebounds.

The Terriers final two games of the non-conference schedule come against NJIT and Delaware State respectively. On Saturday, December 14, St. Francis hosts the Highlanders at 2 p.m. inside the Pope. The Terriers last non-conference matchup features Delaware State on Sunday, December 22, at 2 p.m. St. Francis faces the Hornets for the first time since 2014.

CONFERENCE SCHEDULE NOTABLES

- Longest homestand: two games (three times).
- Longest road trip: two games (three times).
- Faces Merrimack for the first time in program history on January 30.
- Plays Central Connecticut State and Fairleigh Dickinson one time each.
- The Western, PA trip is the first road trip of the conference slate (Jan. 9-11).
- Terriers are 86-74 under coach Braica in NEC play during his tenure as head coach.
- **Games breakdown by days of the week:**
 - Monday – 1 game (last time played NEC game on a Monday, Jan. 21, 2019)
 - Tuesday – 1 game (last time played NEC game on a Tuesday, Feb. 18, 2014)
 - Wednesday – 1 game (last time played NEC game on a Wednesday, Feb. 15, 2017)
 - Thursday – 7 games (last time played NEC game on a Thursday, Feb. 28, 2019)
 - Friday – 1 game (last time played NEC game on a Friday, Dec. 29, 2017)
 - Saturday – 6 games (last time played NEC game on a Saturday, Mar. 2, 2019)
 - Sunday – 1 game (last time played NEC game on a Sunday, Dec. 31, 2017)

2018-19 IN REVIEW

The 2018-19 campaign was certainly a year full of real positives and obvious progress for New York City's oldest collegiate program. Their winning season (17-16) was highlighted early on by a successful non-conference start and was capped off by a national postseason invitation to the CollegeInsider.com Tournament (CIT). There were several individual postseason accolades for Terrier players, as well. The non-conference portion of the St. Francis schedule (eight) saw solid road wins over Lafayette, Niagara, and a very tough Presbyterian squad, as well as satisfying home victories over UMass Lowell and local rivals Saint Peter's and Manhattan. The eight non-conference wins were one shy of tying the NEC non-conference wins record which the Terriers set back in 2013-14. Also, the Terriers put a real scare into ACC member Boston College. The Terriers posted a combine 5-0 mark against city rivals Manhattan, LIU, and Wagner. They also went a perfect 3-0 against Metro Atlantic Athletic Conference (MAAC) members Manhattan, Niagara, and Saint Peter's. Their 17 wins was St. Francis' highest victory total since the 2014-15 season, a year which saw the Terriers win 23 games and earn a berth in the National Invitation Tournament (NIT). Throughout the 2018-19 season, St. Francis retained its reputation as one of the toughest teams in the NEC to score against, relying on their signature man-to-man defense to limit opponents to 32.0 percent shooting from beyond the three-point line. That tenacious effort ranked the Terriers among the top 50 schools in NCAA Division I in that defensive category.

CB ELEVATED TO ASSOCIATE HC

On August 7, men's basketball head coach Glenn Braica announced the promotion of Clive Bentick to associate head coach. Bentick enters his 13th season on staff at St. Francis and has helped guide the Terriers to 10 Northeast Conference (NEC) Tournament appearances during his tenure. Bentick has 18 years of Division I basketball experience under his belt, including four seasons as a standout point guard at Metro Atlantic Athletic Conference (MAAC) member Canisius College. Bentick played an integral role in the Terriers last two national postseason appearances. This past season, St. Francis earned a postseason berth into the CollegeInsider.com Postseason Tournament (CIT) after a 17-win campaign. St. Francis notched eight non-conference wins in 2018-19, just one shy of the program and conference record set by the Terriers in 2013-14. He helped the Terriers to 23 victories in 2014-15 as they claimed the NEC Regular Season Title and earned a trip to the National Invitation Tournament (NIT) for the first time since 1963.

NEWS & NOTES

NEC STANDINGS AS OF NOV. 25

School	NEC	Pct.	Overall	Pct.	Streak	Home	Away	Neutral
Merrimack	0-0	0.000	5-3	0.625	W2	1-0	3-2	1-1
Bryant	0-0	0.000	4-3	0.571	L1	2-1	2-2	0-0
Saint Francis U	0-0	0.000	3-3	0.500	W1	1-1	2-2	0-0
Sacred Heart	0-0	0.000	3-4	0.429	W1	1-0	1-3	1-1
St. Francis Brooklyn	0-0	0.000	2-3	0.400	W1	2-0	0-3	0-0
Wagner	0-0	0.000	2-4	0.333	L1	1-1	1-3	0-0
Fairleigh Dickinson	0-0	0.000	1-4	0.200	L4	1-0	0-4	0-0
LIU	0-0	0.000	1-5	0.167	L2	0-1	1-4	0-0
Mount St. Mary's	0-0	0.000	1-5	0.167	L4	1-0	0-5	0-0
Robert Morris	0-0	0.000	1-6	0.143	L3	0-1	0-5	1-0
Central Connecticut	0-0	0.000	0-7	0.000	L7	0-2	0-3	0-2

2020 NEC CHAMPIONSHIP INFORMATION

The 2020 NEC Men's Basketball Championship takes place on March 4, 7 & 10 at campus sites. For the 16th straight year, the NEC Men's Basketball Tournament will consist of an eight-team playoff format with all games played at the home of the higher seed. After the quarterfinals, the teams will be reseeded, so the highest remaining seed plays the lowest remaining seed in the semifinals. When March hits, ESPN3 will carry the men's semifinals on Saturday, March 7. As part of the network's Championship Week coverage, the NEC men's title game will be televised by ESPN or ESPN2 for the 33rd straight year on Tuesday, March 10 at 7:00 pm.

NEC FRONT ROW

All home and conference games will be streamed on NEC Front Row the online digital network of the Northeast Conference. With live webcasts, highlight packages, coaches shows, full-game archives, and interactive social media components, this state-of-the-art site is the one-stop shop for everything NEC. NEC Front Row content is free, visit necfrontrow.com to begin watching the Terriers at home or on the road.

MEDIA INFORMATION

Credential requests must be made by sports editors or sports directors via e-mail no later than 24 hours before an event. Credential requests via e-mail can be sent to the following: rdevita@sfc.edu. All interview requests for head coach Glenn Braica should be directed to Rob DeVita in the St. Francis Brooklyn Athletic Communications office. Interviews with St. Francis Brooklyn coaches and student-athletes should be arranged through the Athletic Communications office. The personal contact information of coaches and student-athletes will not be made available for distribution. Coaches and student-athletes will be made available for post games interviews following a 10-minute cooling off period. Please, direct post game interview requests to a member of the St. Francis Brooklyn Athletic Communications staff. Photographers with proper credentials are permitted to photograph any of St. Francis Brooklyn's intercollegiate sports in accordance with security policies. Contact the Athletic Communications office for event credentials.

OVERALL TEAM STATS

Category	Total	NEC
Scoring Offense	79.0	2nd
Scoring Defense	75.8	6th
Scoring Margin	+3.2	3rd
Field Goal Pct	.473	1st
FG Pct. Defense	.445	6th
3-Pt. FG Pct	.343	4th
3-Pt. FGs Per Game	7.4	7th
3-Pt. FG Pct Defense	.324	3rd
Free-Throw Pct	.683	8th
Rebounding Avg	39.6	3rd
Opponent Reb. Avg	36.4	6th
Rebounding Margin	+3.2	3rd
Offensive Rebounds	11.0	5th
Defensive Rebounds	28.6	3rd
Assists Per Game	13.2	6th
Steals Per Game	6.2	6th
Blocks Per Game	4.6	1st
Turnover Margin	-1.0	6th
Assist-TO Ratio	0.86	5th

NEC WEEKLY AWARDS

Date	Player	Award
11/11	Chauncey Hawkins	PP
11/18	Chauncey Hawkins	PP

Key:

POTW: Player of the Week

ROTW: Rookie of the Week

PP: Prime Performer

NEWS & NOTES

TERRIERS RECORD WHEN

Overall.....	2-3
At Home.....	2-0
On Road.....	0-3
Neutral.....	0-0
In NEC Play.....	0-0
At Home in NEC Play.....	0-0
On Road in NEC Play.....	0-0
Leading at Halftime.....	1-0
Trailing at Halftime.....	1-2
Tied at Halftime.....	0-1
Shoot 40% plus from field.....	2-2
Shoot less than 40% from field.....	0-1
Opp. shoots 40% plus from field.....	1-3
Opp. shoots less than 40%.....	1-0
Outrebounds opp.....	1-0
Opp. outrebounds SFBK.....	1-2
Rebounds are equal.....	0-1
Commit less than 15 TOs.....	2-0
w/ less TOs than Opp.....	2-0
Opp. w/ less TOs than SFBK.....	0-3
TOs equal.....	0-0
Games decided by 1-5 pts.....	1-0
Games decided by 6-10 pts.....	0-2
Games decided by 11+.....	1-1
Terriers score 80+ pts.....	1-0
Terriers score 70-79 pts.....	1-1
Terriers score 60-69 pts.....	0-1
Terriers score less than 60 pts.....	0-1
Opponent scores 80+ pts.....	0-2
Opponent scores 70-79 pts.....	1-0
Opponent scores 60-69 pts.....	0-1
Opp. scores fewer than 60 pts.....	1-0
In overtime.....	0-0
In multiple-overtime.....	0-0
Terriers wear white.....	0-0
Terriers wear blue.....	0-0
Terriers wear red.....	2-3
On Monday.....	0-0
On Tuesday.....	0-0
On Wednesday.....	0-1
On Thursday.....	1-1
On Friday.....	0-0
On Saturday.....	1-1
On Sunday.....	0-0
In day games.....	1-1
In night games.....	1-2
In November.....	2-3
In December.....	0-0
In January.....	0-0
In February.....	0-0
In March.....	0-0

STARTERS BY OPPONENT

Fordham:	Hawkins	McLean	Hurley	Evans	Celen
Lafayette:	Hawkins	McLean	Hurley	Evans	Celen
Longwood:	Hawkins	McLean	Hurley	Evans	Celen
NC State:	Hawkins	McLean	Hurley	Evans	Celen
Medgar Evers:	Hawkins	McLean	Hurley	Evans	Celen
Little Rock:					
Saint Peter's:					
Hartford:					
UMass Lowell:					
Presbyterian:					
NJIT:					
Delaware State:					
FDU*:					
RMU*:					
Saint Francis*:					
LIU*:					
Wagner*:					
Mount*:					
RMU*:					
Saint Francis*:					
Merrimack*:					
Sacred Heart*:					
Bryant*:					
Mount*:					
Merrimack*:					
LIU*:					
Bryant*:					
Wagner*:					
Sacred Heart*:					
CCSU*:					

* Conference Game

NEWS & NOTES

1,000-POINT CLUB

No.	Name	Points	Years
1	Jalen Cannon	1,720	2011-15
2	Ricky Cadell	1,643	2007-11
3	Darrwin Purdie	1,613	1985-89
4	Dennis McDermott	1,578	1971-74
5	Manny Figueroa	1,532	1975-79
6	Al Inniss	1,503	1954-58
7	Jerome Williams	1,490	1972-76
8	Richy Dominguez	1,482	1997-01
9	Angel Santana	1,476	1996-00
10	John Conforti	1,435	1967-70
11	Gerard Trapp	1,434	1974-78
12	Glenn Sanabria	1,347	2014-19
13	Vernon Stokes	1,336	1950-53
14	Anthony D'Elia	1,304	1954-58
15	Lou Myers	1,259	1989-93
16	Robert Jackson	1,243	1981-84
17	Jamaal Womack	1,153	2005-09
18	Stefan Perunicic	1,144	2008-12
19	Brent Jones	1,142	2011-15
20	Hank Daubenschmidt	1,129	1951-54
21	Jim Raftery	1,114	1960-63
22	Kevin Henry	1,111	1979-83
23	Ron Arnold	1,105	1990-93
24	Lester Yellin	1,102	1954-58
25	Cliff Strong	1,090	2000-03
26	Steven Howard	1,081	1999-01
27	Ben Mockford	1,077	2010-14
28	Gil Radday	1,068	1964-67
29	Nestor Cora	1,034	1977-79
30	Roy Reardon	1,028	1948-51
31	Lorenzo Distant	1,027	1979-83
32	Akeem Johnson	1,009	2009-13

RECORD BOOK AT A GLANCE

Individual Single-Game Records:

Most Points	45, John Conforti vs. Wagner (1/10/70)
Most Field Goals Made	20, John Conforti vs. Wagner (1/10/70)
Most Free-Throws Made	19, James Raftery vs. Loyola (12/16/61)
Most Rebounds	37, Al Inniss vs. Lafayette (3/17/56)
Most Assists	16, Jim Paguaga vs. York (2/7/86)
Most Blocked Shots	11, Richard Lugo vs. Rider (2/12/97)
Most Steals	11, Ron Arnold vs. Mount St. Mary's (2/4/93)
Most three-pointers	9, Jamaal Womack at RMU (2/17/2007)

Team Single-Game Records:

Most Points	142 vs. Long Island (2/22/03)
Fewest Points	8 vs. Catholic (1923-24)
	8 vs. St. John's (1931-32)
Most Field Goals Made	55 vs. Pace (1/7/77)
Most Free Throws Made	41 vs. Quinnipiac (1/27/01)
Most Rebounds	61 vs. College of New Rochelle (11/30/17)
Most Points, one Half	66 vs. Siena (1/6/66) - first half
	66 vs. Long Island (2/22/03)
Largest Victory Margin	81 vs. Pratt (12/10/88) - (114-33)
Largest Defeat Margin	60 vs. Providence (12/11/93) - (108-48)
Most Points, Both Teams	282, SFBK 142, LIU 140 (2/22/03)
Fewest Points, Both Teams	29, SFBK 19, LIU 10 (1932-33)

Single-Season Records:

Highest Scoring Avg.	24.3, John Conforti (1968-69)
	24.3, Ray Minlend (1998-99)
Highest Rebounding Avg.	12.0, Jerome Williams (1974-75)
Most Consecutive FT Made	28, Robert Bailey (1994-95)

Team Single-Season Records:

Most Points	2,418 2014-15 (35 games)
Highest Scoring Avg.	80.9, 1971-72 (26 games)
Most Field Goals Made	900, 1955-56 (25 games)
Most FT Made	558, 2000-01 (29 games)
Most Rebounds	1,361, 2014-15 (35 games)
Most Wins	23, 1953-54 (23-5)
	23, 2014-15 (23-12)
Fewest Defeats	1, 1901-02 (13-1)
Best Winning Percentage	92.9%, 1901-02 (13-1)

Career Records:

Highest Scoring Avg.	21.3, Dennis McDermott (1,578)
----------------------	--------------------------------

2019-20 ROSTER

No.	Name	Yr.	Pos.	Ht./Wt.	Hometown / Prev School
0	Larry Moreno	So.	G	5-11/165	Brooklyn, NY / Brooklyn High School for Law & Technology
1	Stevan Krtnic	So.	G	6-5/203	Novi Sad, Serbia / Carnegie Schools Riverside
2	Rosel Hurley	Sr.	G	6-5/185	Cleveland, OH / Shaker Heights / Kent State / NMMI
3	Rob Higgins	Fr.	G	6-1/175	Middletown, NJ / Middletown North
4	Chauncey Hawkins	Jr.	G	5-8/165	Spring Valley, NY / St. Joseph Regional
5	Yaradyah Evans	Jr.	F	6-6/200	Brooklyn, NY / South Shore
11	Joshua Nurse	Gr.	F	6-10/210	Laurelton, NY / Queens High School of Teaching
14	Unique McLean	Gr.	G	6-2/175	Brooklyn, NY / The MacDuffie School / UMass
15	Trey Quartlebaum	Fr.	G	6-1/175	Lawrence, KS / Lawrence
21	Milija Cosic	Sr.	F	6-6/220	Belgrade, Serbia / Cannon School / Frank Phillips College
33	Deniz Celen	Sr.	F	6-8/235	Ankara, Turkey / Özel Gürçag Okullari / Fairfield / Harcum
41	Christian Rohlehr	Sr.	C	6-9/225	Ontario, Canada / Notre Dame Catholic Secondary / Jefferson CC
45	Jordan Williams	Jr.	G	6-4/190	Brooklyn, NY / St. Edmund Prep

Coaching Staff:

Head Coach: Glenn Braica (Queens College '89), 10th Season

Associate Head Coach: Clive Bentick (Canisius College '01), 13th Season

Assistant Coach: Ron Ganulin (Long Island University '68), Seventh Season

Assistant Coach: Jamaal Womack (St. Francis Brooklyn '09), Seventh Season

Director of Basketball Operations: Aleksandar Isailovic (St. Francis Brooklyn '14), First Season

Pronunciation Guide:

1	Stevan Krtnic	Steh-van Kur-tin-ich	33	Deniz Celen	Den-is Chel-in
2	Rosel Hurley	Rah-sel	41	Christian Rohlehr	Roll-air
5	Yaradyah Evans	Ya-rid-dee-ya		Glenn Braica	Bry-Kuh
	Likes to be called:	Ya-Ya		Ron Ganulin	Gan-u-lin
21	Milija Cosic	Mill-ee-ya Cho-sich		Aleksandar Isailovic	E-Sa-E-Lovich

ROSTER ANALYSIS

By Class:

Graduates (2).....	Unique McLean
	Joshua Nurse
Seniors (4).....	Deniz Celen
	Milija Cosic
	Rosel Hurley
	Christian Rohlehr
Juniors (3).....	Yaradyah Evans
	Chauncey Hawkins
	Jordan Williams
Sophomores (2).....	Larry Moreno
	Stevan Krtnic
Freshmen (2).....	Rob Higgins
	Trey Quartlebaum

By Position:

Guards (8).....	Chauncey Hawkins
	Rob Higgins
	Rosel Hurley
	Stevan Krtnic
	Unique McLean
	Larry Moreno
	Trey Quartlebaum
	Jordan Williams
Forwards (4).....	Deniz Celen
	Milija Cosic
	Yaradyah Evans
	Joshua Nurse
Centers (1).....	Christian Rohlehr


By Experience:

Returning (10).....	Deniz Celen
	Milija Cosic
	Yaradyah Evans
	Chauncey Hawkins
	Rosel Hurley
	Stevan Krtnic
	Joshua Nurse
	Larry Moreno
	Christian Rohlehr
	Jordan Williams
Newcomers (3).....	Rob Higgins
	Unique McLean
	Trey Quartlebaum

TV/RADIO CHART



#0 Larry Moreno
So. | G | 5-11 | 165
Brooklyn, NY



#1 Stevan Krtnic
So. | G | 6-5 | 203
Novi Sad, Serbia



#2 Rosel Hurley
Sr. | G | 6-5 | 185
Cleveland, OH



#3 Rob Higgins
Fr. | G | 6-1 | 175
Middletown, NJ



#4 Chauncey Hawkins
Jr. | G | 5-8 | 165
Spring Valley, NY



#5 Yaradyah Evans
Jr. | F | 6-6 | 200
Brooklyn, NY




#11 Joshua Nurse
Gr. | F | 6-10 | 210
Laurelton, NY



#14 Unique McLean
Gr. | G | 6-2 | 175
Brooklyn, NY



#15 Trey Quartlebaum
Fr. | G | 6-1 | 175
Lawrence, KS



#21 Milija Cosic
Sr. | F | 6-6 | 220
Belgrade, Serbia



#33 Deniz Celen
Sr. | F | 6-8 | 235
Ankara, Turkey



#41 Christian Rohlehr
Sr. | C | 6-9 | 225
Ontario, Canada



#45 Jordan Williams
Jr. | G | 6-4 | 190
Brooklyn, NY


2019-20 COACHING STAFF



Glenn Braica
Head Coach
10th Season




Clive Bentick
Associate Head Coach
13th Season



Ron Ganulin
Assistant Coach
Seventh Season



Jamaal Womack
Assistant Coach
Seventh Season



Aleksandar Isailovic
Director of Operations
First Season

COACHING STAFF



GLENN BRAICA • HEAD COACH • 10TH SEASON

THE BRAICA FILE

PERSONAL INFORMATION

Hometown - Brooklyn, NY
Education - Queens College '89
Hired at St. Francis Brooklyn - May 20, 2010

COLLEGE COACHING EXPERIENCE

1989-90 - New York City Tech Assistant Coach
1990-2004 - St. Francis Brooklyn Assistant
2004-10 - St. John's Assistant Coach
2010-Pres - St. Francis Brooklyn Head Coach

BRAICA YEAR-BY-YEAR AS HEAD COACH

YEAR	RECORD
2019-20	(2-3, 0-0 NEC)
2018-19	(17-16, 9-9 NEC)
2017-18	(13-18, 10-8 NEC)
2016-17	(4-27, 2-16 NEC)
2015-16	(15-17, 11-7 NEC)
2014-15	(23-12, 15-3 NEC)
2013-14	(18-14, 9-7 NEC)
2012-13	(12-18, 8-10 NEC)
2011-12	(15-15, 12-6 NEC)
2010-11	(15-15, 10-8 NEC)

Career Record:

Overall - 134-155 (.464)
NEC - 86-74 (.538)
Total Games - 288

Awards & Honors:

2x NEC Coach of the Year
2x District 18 NABC Coach of the Year
2x Skip Prosser "Man of the Year" Finalist
Peter A. Carlesimo MET Writers
Co-Coach of the Year

Glenn Braica was named the 17th head coach of the St. Francis Brooklyn men's basketball program on May 20, 2010. In nine seasons at the helm of the Terriers, Braica has recorded 132 wins, which are the third-most by a head coach in program history.

Braica has a stellar 86-74 (.538) mark in Northeast Conference (NEC) action and has guided the Terriers to the NEC Tournament eight times. Last season, the Terriers won 17 games, their most since the historic 2014-15 season and earned a bid to the CollegeInsider.com Postseason Tournament (CIT). St. Francis collected eight non-conference victories in 2018-19, which were one shy of tying the NEC non-conference wins record which the Terriers set back in 2013-14.

Through his nine seasons as head coach, Braica has had at least one player from his team receive NEC accolades in each season. In 2010-11, Akeem Bennett was named the Defensive Player of the Year and selected to the Second Team. Bennett's teammate Ricky Cadell also earned a spot on the Second Team that season. In 2011-12, Jalen Cannon was picked to the Rookie Team, and the following season he was tabbed to the Second Team.

In 2013-14, Cannon earned First Team honors, while Wayne Martin was picked to the Rookie Team. In 2014-15, one of the most historic seasons in program history, Cannon won the Player of the Year honor and was a member of the First Team. Amdy Fall picked up the Defensive Player of the Year honor, and Brent Jones was selected to the First Team alongside Cannon.

The following season, Fall took home his second-straight Defensive Player of the Year award. That year, the Terriers had a trio on the Third Team (Chris Hooper, Yunus Hopkinson, and Tyreek Jewell). In 2016-17, Rasheem Dunn made the All-NEC Rookie Team. In 2017-18, Dunn was rewarded with Second Team honors, while Jalen Jordan was named to the Rookie Team. Last season, Jordan earned Second Team honors, while Glenn Sanabria was named to the Third Team.

In total, Braica has coached one NEC Player of the Year (Cannon), two NEC Defensive Players of the Year (Bennett & Fall, twice), and 11 All-Conference players.

In 2014-15 St. Francis Brooklyn tied a school record with 23 victories and won its first NEC Regular Season Championship since the 2003-04 campaign. The Terriers earned a berth in the NIT, which marked the program's first national postseason appearance since 1963.

One of Braica's first recruits, Cannon was named the NEC Player of the Year and was a First Team All-Metropolitan Sports Writers Association selection. Cannon had a record-breaking year in 2014-15, as he became the Terriers' all-time leading scorer (1,720 points) and rebounder (1,159 rebounds). His 1,159 rebounds made him the All-Time leader in the NEC. Cannon became the first St. Francis Brooklyn player to be named to the All-Met Division I First Team and also the first Terrier to become an AP Honorable Mention All-American. Before his graduation in May 2015, Cannon was the NCAA Division I active rebound leader.

In addition, Jones earned First Team All-Conference accolades and Fall was named the Defensive Player of the Year. Braica earned the NEC Coach of the Year honor for the second time in his career and was the Metropolitan Sports Writers Association's Co-Coach of the Year. He also was named the District 18 NABC Coach of the Year.

COACHING STAFF

Braica has developed a reputation as one of the good guys in the industry and was named a finalist for the prestigious Skip Prosser "Man of the Year" Award in 2013-14 and 2014-15. In 2013-14, the Terriers opened up the season with a 66-62 overtime win against the reigning ACC Champions Miami. That year, St. Francis set the NEC record for non-conference wins with nine and posted an overall mark of 18-14.

On the court, Braica's student-athletes exude the same intensity as their leader does on the sidelines and it's easy to tell why recruits sign up to play for him. A born-and-raised Brooklynite, Braica has spent his entire career in New York City, which began after his playing days at Queens College. He was an assistant at St. Francis Brooklyn from 1990-2004 before a stint at St. John's as an assistant from 2004-10. That experience has helped Braica navigate through a crowded recruiting scene to thrust the Terriers back in contention in the NEC.

It didn't take long for Braica to get the program back on track. In his first season on the sidelines in 2010-11, Braica led the Terriers to a 15-15 campaign and the No. 5 seed in the Northeast Conference Tournament. It was the program's best record since the 2003-04 season when the Terriers finished 15-13 and won a share of the NEC Regular Season title.

In 2011-12, St. Francis Brooklyn hosted their first home conference tournament game since 1997, after placing fourth in the league standings. Braica's focus on strong defense certainly paid off. That season, his team was one of the best in the nation at guarding the three-point line. The Terriers ranked second in the NEC and 17th in the country in defensive three-point field goal percentage. Braica was named the Jim Phelan NEC Coach of the Year as well as the NABC District 18 Co-Coach of the Year.

In his first stint at St. Francis Brooklyn, Braica was with the Terriers for 15 years and was the associate head coach from the 2000-01 season until his departure for St. John's following the 2003-04 season under his current assistant coach Ron Ganulin.

During Braica's last seven years as an assistant at St. Francis Brooklyn, the Terriers posted a 118-83 record, including an 88-42 mark in the NEC and captured two Regular Season Championships. They finished with a .500 or better record in the league seven-straight years, at that time the longest active streak in the conference. They also reached the NEC semifinals five times and had two Championship game appearances in Braica's last five seasons. Braica helped Ganulin orchestrate the Terriers' offensive system, which ranked first or second in the NEC in each of the last five seasons he was on staff. During his tenure, the squad emerged from the league's lower tier and went on to become one of the conference's elite programs.

From 1998-2004, the Terriers had one player named the league's Player of the Year, six First-Team All-NEC selections, five Second-Team All-NEC honorees, two players that led the league in scoring, two NEC Rookies of the Year, and a NEC Defensive Player of the Year. Braica recruited and coached several student-athletes that would go on to pro basketball careers during his time with the Terriers.

Following his first stint at the college, Braica spent six seasons as an assistant at St. John's under Norm Roberts. When Roberts became head coach at St. John's, Braica, a teammate at Queens College, was his first hire.

Braica was also praised by Roberts for his ability to reach out to the community and Red Storm alumni, bringing former players back into the fold. He was also one of the co-directors of the Norm Roberts basketball camp, helping to increase enrollment from 75 campers in 2004 to 260 kids per session in 2009.

While at St. John's, Braica recruited and helped develop First Team All-Big East guard Dwight Hardy, Sixth Man of the Year Justin Burrell, as well as NBA players D.J. Kennedy and Cedric Jackson.

From 2001-03, Braica was the head coach for the Empire State Games New York City men's open team, which won gold medals in 2001 and 2002, as well as a silver medal in 2003. The teams included former Terriers Cliff Strong, Sean Dantzler, Damien Herard, Devon Neckles, Karl Sanders, and Tristan Smith, as well as current NBA coach and former NBA player Royal Ivey.

Braica has also coached numerous players that participated in the NBA Summer League, including Dwight Hardy (Miami Heat), Justin Burrell (Golden State Warriors), D.J. Kennedy (Cleveland Cavaliers), Paris Horne (Charlotte Hornets), Justin Brownlee (New York Knicks & Charlotte Hornets), and Anthony Mason Jr. (Miami Heat). Kennedy went on to play for the Cavaliers in the 2011-12 season, while Jackson spent time with the Cavaliers, Spurs, and Wizards in 2009-10.

Since taking over as head coach, a large number of Braica's student-athletes have gone on to sign professional contracts on the international circuit. Akeem Bennett '11, Ricky Cadell '11, Alex Harrington '11, Stefan Perunicic '12, Akeem Johnson '13, Alexander Isailovic '14, Ben Mockford '14, Kevin Douglas '15, Jalen Cannon '15, Lowell Ulmer '15, Brent Jones '15, Antonio Jenifer '16, Chris Hooper '16, Tyreek Jewell '16, DJ Porter '18, Jagos Lasic '18, and Gunnar Olafsson '18 have all enjoyed successful careers overseas.

Braica attended St. Agnes High School and Bishop Ford High School in Brooklyn in the early 1980s and graduated from Queens College in 1989. Braica began his coaching career at New York City Tech as an assistant in 1988. He also served as a teacher at The Reece School and in the New York City Board of Education from 1989-94. He currently serves on the NCAA Division I USA Today Coaches' Poll Committee. Braica and his wife, Christine, live in Brooklyn.

COACH BRAICA SEASON-BY-SEASON BREAKDOWN							
Season	Conf	W	L	W-L% (Overall)	W	L	W-L% (NEC)
2019-20	NEC	2	3	.400	0	0	.000
2018-19	NEC	17	16	.515	9	9	.500
2017-18	NEC	13	18	.419	10	8	.556
2016-17	NEC	4	27	.129	2	16	.111
2015-16	NEC	15	17	.469	11	7	.611
2014-15	NEC	23	12	.657	15	3	.833
2013-14	NEC	18	14	.563	9	7	.563
2012-13	NEC	12	18	.400	8	10	.444
2011-12	NEC	15	15	.500	12	6	.667
2010-11	NEC	15	15	.500	10	8	.556
Total	NEC	134	155	.464	86	74	.538

2019-20 TERRIERS



#0 LARRY MORENO • SOPHOMORE • GUARD

MORENO NOTABLES

PERSONAL INFORMATION: Height - 5-11 | Weight - 165 lbs | Hometown - Brooklyn, NY | High School - Brooklyn High School for Law & Technology

2018-19 IN REVIEW: Named to NEC Winter Academic Honor Roll...Missed entire season due to injury.

PRIOR TO ST. FRANCIS BROOKLYN: The 5-11 Moreno is the all-time leading scorer with over 2,000 points at Brooklyn Law & Tech...This past season, he led the Jets to the Public Schools Athletic League "A" championship and scored 35 points against Roosevelt in the finals...The team advanced to the New York State Boys' Class "A" Federation Tournament...As a junior, he averaged 20.4 points, 6.4 rebounds and 4.6 assists per game, and led his team to the Public Schools Athletic League "A" championship game...He was named to the First Team All-State squad and was as a First Team All-Brooklyn pick...In addition, he was named a First Team All-Brooklyn performer by the Brooklyn Courier...Moreno was also named the Most Valuable Player of the Hersch Classic in 2016.

2019-20 GAME-BY-GAME STATS

Date/Opponent	GS	MIN	FGM/A	PCT	3FG/A	PCT	FTM/A	PCT	OFF	DEF	TOT	AVG	PF	AST	T/O	BLK	STL	PTS	AVG
11/21/19 Medgar Evers		16	0-6	.000	0-6	.000	0-0	.000	0	1	1	1.0	1	3	1	0	0	0	0.0
Total		16	0-6	.000	0-6	.000	0-0	.000	0	1	1	1.0	1	3	1	0	0	0	0.0



2019-20 TERRIERS



#1 STEVAN KRTINIC • SOPHOMORE • GUARD

KRTINIC NOTABLES

PERSONAL INFORMATION: Height - 6-5 | Weight - 203 lbs | Hometown - Novi Sad, Serbia | High School - Carnegie Schools Riverside

2018-19 IN REVIEW: Named to NEC Winter Academic Honor Roll...Appeared in 28 games and made one start as a freshman...Recorded 3.9 points, 1.7 rebounds, and 1.0 assists, in 14.9 minutes per game...Poured in a season-high 19 points on 7-of-9 shooting from the field and 5-of-6 shooting from three against Hampton in the First Round of the CIT on March 21...The seven made field goals and five made three-pointers were both season-highs...Dished out a season-best four assists against the Pirates in the opening round of the CIT...Pulled down a season-high seven rebounds on January 26, at Mount St. Mary's (MD)...Scored in double figures three times as a freshman...Came off the bench to tally 15 points in his collegiate debut on November 7, vs. Medgar Evers...Paced the Terriers to a road win at Mount St. Mary's (MD) as he came off the bench to contribute 15 points on 5-of-7 shooting in a season-high 33 minutes...Shot 38-of-75 (50.7%) from the field and 20-of-44 (45.5%) from behind the arc for the year.

PRIOR TO ST. FRANCIS BROOKLYN: Krtinic, a 6-5 combo guard joins fellow Serbian Milija Cosic on the roster for the 2018-19 season...He had an impressive season last year at the Carnegie Schools Riverside in Riverside, CA, where he was selected to the Division 4A First Team by the California Interscholastic Federation-Southern Section...Krtinic averaged 21.8 points, 4.5 rebounds, and 6.8 assists last season and led his team to the CIF Southern Section and State playoffs...He was also a member of the Serbian national team for the 2017 FIBA under-18 European Championships.

2019-20 GAME-BY-GAME STATS

Date/Opponent	GS	MIN	FGM/A	PCT	3FG/A	PCT	FTM/A	PCT	OFF	DEF	TOT	AVG	PF	AST	T/O	BLK	STL	PTS	AVG
11/05/19 at Fordham	19	1-5	.200	0-4	.000	0-0	.000	0	1	1	1.0	2	1	1	0	0	2	2.0	
11/09/19 Lafayette	23	3-7	.429	1-3	.333	0-0	.000	1	4	5	3.0	0	3	2	0	2	7	4.5	
11/14/19 at Longwood	25	4-4	1.000	3-3	1.000	1-1	1.000	0	0	0	2.0	0	2	1	0	0	12	7.0	
11/16/19 at NC State	25	1-5	.200	0-3	.000	4-5	.800	0	4	4	2.5	2	1	3	0	1	6	6.8	
11/21/19 Medgar Evers	21	4-7	.571	4-6	.667	2-2	1.000	0	5	5	3.0	1	5	1	0	0	14	8.2	
Total	113	13-28	.464	8-19	.421	7-8	.875	1	14	15	3.0	5	12	8	0	3	41	8.2	

2019-20 TERRIERS



#2 ROSEL HURLEY • SENIOR • GUARD

HURLEY NOTABLES

PERSONAL INFORMATION: Height - 6-5 | Weight - 185 lbs | Hometown - Cleveland, OH | High School - Shaker Heights | Prev. School - Kent State/New Mexico Military Institute

2018-19 IN REVIEW: Named to NEC Winter Academic Honor Roll...Played in 33 games and made 30 starts as a first-year Terrier...Averaged 9.0 points, 4.1 rebounds, and 1.3 assists per game in 21.9 minutes per game...Ranked fourth on the team in scoring and third in rebounding...Shot 50.4 percent from the field, which was the second-best on the team and ranked eighth in the NEC...Scored a season-high 20 points on 9-of-12 shooting from the floor in 31 minutes of play off the bench on February 16, against CCSU...The 20 points paced the Terriers' en route to a 90-79 victory over CCSU...Converted a season-best nine field goals in the 20-point effort against the Blue Devils...Grabbed a season-high eight rebounds on January 12, against Saint Francis (PA)...Scored in double-digits 16 times and scored 20 or more points once...Poured in 19 points on a near perfect 8-of-9 shooting performance against Fairleigh Dickinson on January 24...Closed the season out with three consecutive double-digit point outputs...Registered 18 points on 8-of-12 shooting from the field in the CIT First Round matchup with Hampton...Dished out a season-high five assists on December 23, against Manhattan...Swiped a season-best four steals on November 18, in the Terriers' first road win of the year at Lafayette.

PRIOR TO ST. FRANCIS BROOKLYN: Hurley joins the Terriers after spending 2017-18 at New Mexico Military Institute...He appeared in 29 games and averaged 14.1 points, 5.3 rebounds, and 1.8 assists per game...He scored 20 or more points five times last season and poured in a season-high 25 points in his debut against Northern New Mexico JV on November 1...He registered three double-doubles with his best outing came on November 24 against Strength N Motion Prep when he scored 24 points and pulled down a season-high 12 rebounds...Prior to his time at NMCI, Hurley was a member of the men's basketball team at Kent State from 2015-17...Hurley redshirted his first year at Kent State in 2015-16...In 2016-17 he appeared in three games and scored four points...He scored all of his points on January 6, 2017, against Ohio...He played five minutes and shot 2-of-6 from the field, pulled down two rebounds, and dished out two assists.

2019-20 GAME-BY-GAME STATS

Date/Opponent	GS	MIN	FGM/A	PCT	3FG/A	PCT	FTM/A	PCT	OFF	DEF	TOT	AVG	PF	AST	T/O	BLK	STL	PTS	AVG
11/05/19 at Fordham	*	18	3-5	.600	0-0	.000	3-4	.750	0	2	2	2.0	4	1	4	0	1	9	9.0
11/09/19 Lafayette	*	28	2-5	.400	0-0	.000	1-2	.500	0	4	4	3.0	2	1	2	0	0	5	7.0
11/14/19 at Longwood	*	26	3-7	.429	0-0	.000	1-2	.500	2	5	7	4.3	0	2	3	1	0	7	7.0
11/16/19 at NC State	*	15	2-6	.333	0-0	.000	1-2	.500	0	1	1	3.5	4	0	2	0	1	5	6.5
11/21/19 Medgar Evers	*	13	3-7	.429	0-0	.000	1-2	.500	1	2	3	3.4	1	3	0	0	0	7	6.6
Total		100	13-30	.433	0-0	.000	7-12	.583	3	14	17	3.4	11	7	11	1	2	33	6.6

2019-20 TERRIERS



#3 ROB HIGGINS • FRESHMAN • GUARD

HIGGINS NOTABLES

PERSONAL INFORMATION: Height - 6-1 | Weight - 175 lbs | Hometown - Middletown, NJ | High School - Middletown North

PRIOR TO ST. FRANCIS BROOKLYN: Higgins is a 6-foot-1, 175-pound guard from Middletown, NJ and played four years of varsity basketball at Middletown North High School...Additionally, he played AAU ball for New Heights NYC...The Jersey Shore native concluded his high school career as one of the most prolific scorers in the history of the Shore Conference...Higgins finished his career with 2,278 points, the third-most all-time in the history of the league...He became the first student-athlete ever to lead the Shore Conference in scoring three times...Higgins led the league in scoring three years in a row as he averaged 28.2 points per game as a senior, 28.8 points per game (career-high) as a junior, and 22.9 points per game as a sophomore...After his senior season, the guard was named the B North Player of the Year and was tabbed to the Shore Conference First Team, Asbury Park Press All-Shore First Team, NJHoops.com 11th Team All-State, All-State Group 3, and All-Shooter Third Team...As a junior, Higgins earned the B North Player of the Year honor for the first time and was selected to the All-Shore First Team, First Team Class B, NJ.com First Team All-State Group 3, and NJHoops.com 12th Team All-State...Following his sophomore season, he garnered Shore Conference Class B First Team honors and was named to the Asbury Park Press All-Shore Third Team...As a freshman, he poured in 15.8 points per game, and the coaches selected him to the Shore Conference Class A North First Team...He is the son of Alyson and Rob Higgins and has five siblings, Joanne, Brooke, Paige, Taylor, and Billy...His mother, Alyson, was the captain of the Rutgers dance team...His father, Rob, was a member of the Rutgers football team and played quarterback...He later spent time with the San Diego Chargers of the National Football League (NFL).

2019-20 GAME-BY-GAME STATS

Date/Opponent	GS	MIN	FGM/A	PCT	3FG/A	PCT	FTM/A	PCT	OFF	DEF	TOT	AVG	PF	AST	T/O	BLK	STL	PTS	AVG
11/05/19 at Fordham		20	4-8	.500	1-4	.250	0-1	.000	1	0	1	1.0	3	3	1	0	0	9	9.0
11/09/19 Lafayette		23	2-10	.200	1-5	.200	1-3	.333	0	1	1	1.0	2	0	1	0	0	6	7.5
11/14/19 at Longwood		20	4-7	.571	1-3	.333	4-4	1.000	0	1	1	1.0	3	0	0	0	1	13	9.3
11/16/19 at NC State		26	5-13	.385	2-6	.333	0-0	.000	0	0	0	0.8	0	3	4	0	1	12	10.0
11/21/19 Medgar Evers		18	4-8	.500	3-6	.500	0-1	.000	0	1	1	0.8	1	4	1	0	2	11	10.2
Total		107	19-46	.413	8-24	.333	5-9	.556	1	3	4	0.8	9	10	7	0	4	51	10.2

2019-20 TERRIERS



#4 CHAUNCEY HAWKINS • JUNIOR • GUARD

HAWKINS NOTABLES

PERSONAL INFORMATION: Height - 5-8 | Weight - 165 lbs | Hometown - Spring Valley, NY | High School - St. Joseph Regional

2018-19 IN REVIEW: Appeared in 30 games for the Terriers as a sophomore and averaged 24.8 minutes per contest...Registered 11.1 points, 2.2 rebounds, and 1.9 assists per game...Ranked 26th in the NEC in scoring with 11.1 points per game...Shot 34.3 percent (98-of-286) from the field and 77.6 percent (104-of-134) from the free-throw line...Led the Terriers in both free-throws made (104) and free-throws attempted (134)...Finished 14th in the NEC in free-throw percentage (77.6%)...Came off the bench to score 17 points against ACC power Boston College on November 11...Led the Terriers to victory with 26 points on 9-of-19 shooting from the field in a win over Lafayette on November 18...Recorded back-to-back 20-plus point outings against Niagara and Presbyterian on November 24 and November 28, respectively...Poured in 22 points on 6-of-11 shooting from the floor, 3-of-6 shooting from three, and 7-of-8 shooting from the free-throw line in a win at Niagara...Scored a career-high 27 points on 8-of-14 shooting from the field, 4-of-5 shooting from three, and 7-of-8 shooting from the line in a victory at Presbyterian...Registered 23 points on 8-of-17 shooting from the field in a win over Sacred Heart on January 19...The Terriers were 4-0 when Hawkins scored 20 or more points in a game...Scored in double-digits 14 times...Dished out a career-high seven assists in the season opener against Medgar Evers on November 7...Grabbed a career-best six rebounds on March 2, against Mount St. Mary's...Swiped a career-high three steals vs. Bryant on February 28.

2017-18 IN REVIEW: NEC Co-Rookie of the Week on January 29...Averaged 6.6 points, 1.5 assists, and 1.4 rebounds per game in his freshman campaign...He shot 35.0 percent from the field and 74.0 percent from the free-throw line...He tallied double-digit points on nine occasions last season...Scored six points and handed out four assists in the season-opener at Duquesne...Scored 18 points and dished out a career-best six assists versus the College of New Rochelle...Scored a team-high 14 points against Army...Contributed 11 points vs. Maritime...Scored 10 points and went 4-of-4 from the free-throw line in the closing seconds to secure the win at Sacred Heart...Scored nine points at Robert Morris...Came up big with a 16 point performance at FDU on 4-of-6 shooting...Followed that up with a career-best 19 points and four threes at Mount St. Mary's...Scored 18 points, 16 in the second half at Wagner...Scored 11 first half point at Central on 5-of-10 shooting from the field.

PRIOR TO ST. FRANCIS BROOKLYN: Hawkins, a 5-foot-8 guard, earned first-team All-North Jersey honors during his senior year after averaging 19.2 points, 4.9 rebounds, 4.1 assists and 3.4 steals...Needing 29 points to reach 1,000 for his career, Hawkins exploded for a career-high 38 points to lift St. Joseph to a 77-73 win over Pascack Valley in February of 2017...He finished with 1,198 career points and led St. Joseph to a No. 11 ranking in the NJ.com Top 50 Poll...The team reached the North Jersey, Non-Public A semifinals after besting Delbarton in the quarterfinals.

2019-20 GAME-BY-GAME STATS

Date/Opponent	GS	MIN	FGM/A	PCT	3FG/A	PCT	FTM/A	PCT	OFF	DEF	TOT	AVG	PF	AST	T/O	BLK	STL	PTS	AVG
11/05/19 at Fordham	*	31	4-10	.400	1-6	.167	3-4	.750	1	3	4	4.0	4	3	4	0	2	12	12.0
11/09/19 Lafayette	*	31	7-13	.538	0-0	.000	10-10	1.000	1	2	3	3.5	2	1	3	2	0	24	18.0
11/14/19 at Longwood	*	34	5-11	.455	1-3	.333	2-4	.500	0	3	3	3.3	5	4	1	1	2	13	16.3
11/16/19 at NC State	*	27	6-12	.500	1-1	1.000	3-5	.600	1	7	8	4.5	4	1	4	0	1	16	16.3
11/21/19 Medgar Evers	*	18	7-10	.700	2-3	.667	1-2	.500	0	2	2	4.0	1	3	0	1	1	17	16.4
Total		141	29-56	.518	5-13	.385	19-25	.760	3	17	20	4.0	16	12	12	4	6	82	16.4

2019-20 TERRIERS



#5 YARADYAH EVANS • JUNIOR • FORWARD

EVANS NOTABLES

PERSONAL INFORMATION: Height - 6-6 | Weight - 200 lbs | Hometown - Brooklyn, NY | High School - South Shore

2018-19 IN REVIEW: Appeared in 33 games, made 31 starts, and logged 19.6 minutes per contest as a sophomore...Averaged 4.1 points and 5.2 rebounds per game...Ranked second on the Terriers in rebounds per game with 5.2...Tied for 17th in the conference in rebounds and ranked 11th in defensive rebounds per game with 4.06...Scored a career-high 11 points on 4-of-7 shooting from the field on January 3, against Bryant...Had his second double-digit scoring outing of the season on January 31, against CCSU as he tallied 10 points, pulled down seven rebounds, and dished out a season-high four assists against the Blue Devils...Recorded 10 or more rebounds in a game five times and notched a career-high with 18 boards vs. Saint Peter's on December 15...He later grabbed 15 rebounds on the road at Sacred Heart on February 2...The 18 rebounds were the second-most by an NEC student-athlete in 2018-19...The 18 boards were also the most by a Terrier since Jalen Cannon, pulled down 20 against FDU on February 25, 2012...He was one of two players in the NEC to have multiple games with 15 or more rebounds in 2018-19.

2017-18 IN REVIEW: Appeared in 15 contests and averaged 1.5 points per game as a freshman...He registered 8.1 minutes per game and logged a season-high 20 minutes of action against Florida Gulf Coast on November 26...He tallied a season-high six points on November 15 against Manhattan where he hit knocked down a pair of three-pointers for his first career points...Evans pulled down a season-high six rebounds at home versus Maritime on December 16...For the season he shot 8-of-24 from the field and 3-of-13 from behind the arc.

PRIOR TO ST. FRANCIS BROOKLYN: Played three years at Harry Van Arsdale before finishing up at South Shore...Averaged 15.3 points and 8.2 rebounds in his senior year...Hit a game-winning jumper against Bishop Loughlin in a holiday tournament game...Recorded a game-winning blocks against Thomas Jefferson.

2019-20 GAME-BY-GAME STATS

Date/Opponent	GS	MIN	FGM/A	PCT	3FG/A	PCT	FTM/A	PCT	OFF	DEF	TOT	AVG	PF	AST	T/O	BLK	STL	PTS	AVG
11/05/19 at Fordham	*	15	1-5	.200	1-2	.500	0-0	.000	2	5	7	7.0	4	0	1	1	1	3	3.0
11/09/19 Lafayette	*	11	0-1	.000	0-0	.000	0-0	.000	0	1	1	4.0	1	1	0	0	0	0	1.5
11/14/19 at Longwood	*	7	1-2	.500	1-2	.500	0-0	.000	1	0	1	3.0	4	0	0	0	0	3	2.0
11/16/19 at NC State	*	19	2-7	.286	1-1	1.000	0-1	.000	3	5	8	4.3	1	0	1	2	0	5	2.8
11/21/19 Medgar Evers	*	19	6-9	.667	0-0	.000	5-6	.833	6	7	13	6.0	2	0	1	2	0	17	5.6
Total		71	10-24	.417	3-5	.600	5-7	.714	12	18	30	6.0	12	1	3	5	1	28	5.6

2019-20 TERRIERS



#11 JOSHUA NURSE • GRADUATE • FORWARD

NURSE NOTABLES

PERSONAL INFORMATION: Height - 6-10 | Weight - 210 lbs | Hometown - Laurelton, NY | High School - Queens High School of Teaching

2018-19 IN REVIEW: Missed entire season due to injury.

2017-18 IN REVIEW: Made 28 starts and averaged 9.4 minutes per game...He averaged 1.5 points, 1.8 rebounds, and 0.55 blocks per game...For the season he shot 39.1 percent from the field...On February 1, Nurse blocked a career-high four shots at Bryant and also pulled down a career-best eight rebounds in the win...Swatted away three shots at Wagner on February 3...Registered two or more blocks in a game four times as a junior...Recorded a career-best four assists in just 11 minutes against Central Connecticut.

2016-17 IN REVIEW: Started 14 contests and averaged 9.7 minutes per game...Was second on the squad with 16 blocks...Grabbed five rebounds versus Fairleigh Dickinson (1/26/17)...Scored five points and grabbed six boards versus SFU (2/2/17)...Grabbed a career-high seven rebounds and blocked a career-best three shots versus Robert Morris (2/4/17).

2015-16 IN REVIEW: Grabbed three boards in the victory against Mount St. Vincent...Made a big impact for the first time in his young career in the win against SFU...Scored his first four career points as he went 4-of-4 from the line and added five rebounds, a block and a steal in 12 minutes off the bench in the opening half.

PRIOR TO ST. FRANCIS BROOKLYN: Nurse flourished during his senior season at the Queens HS of Teaching...He averaged almost 11 points and 16.0 rebounds during the PSAL regular season, upping his scoring to almost 14 ppg during the PSAL playoffs...He also averaged 2.3 assists per contest and was named to the Mayor's Trophy Game...The Queens Times Ledger named Nurse a 2015 All Queens Honorable mention selection.

2019-20 GAME-BY-GAME STATS

Date/Opponent	GS	MIN	FGM/A	PCT	3FG/A	PCT	FTM/A	PCT	OFF	DEF	TOT	AVG	PF	AST	T/O	BLK	STL	PTS	AVG
11/05/19 at Fordham	8	0-0	.000	0-0	.000	0-0	.000	0	2	2	2.0	1	0	1	2	0	0	0	0.0
11/09/19 Lafayette	2	0-1	.000	0-0	.000	0-0	.000	0	0	0	1.0	0	0	1	0	0	0	0	0.0
11/14/19 at Longwood	1	0-0	.000	0-0	.000	0-0	.000	0	0	0	0.7	0	0	1	0	0	0	0	0.0
11/16/19 at NC State	10	1-2	.500	0-0	.000	0-0	.000	1	0	1	0.8	2	0	1	1	0	2	0.5	
11/21/19 Medgar Evers	11	2-3	.667	0-0	.000	0-0	.000	2	1	3	1.2	1	1	0	0	1	4	1.2	
Total	32	3-5	.500	0-0	.000	0-0	.000	3	3	6	1.2	4	1	4	3	1	6	1.2	

2019-20 TERRIERS



#14 UNIQUE MCLEAN • GRADUATE • GUARD

MCLEAN NOTABLES

PERSONAL INFORMATION: Height - 6-2 | Weight - 175 lbs | Hometown - Brooklyn, NY | High School - The MacDuffie School | Prev. School - UMass

PRIOR TO ST. FRANCIS BROOKLYN: McLean, a Brooklyn, NY native returned to his hometown after spending his undergraduate career at the University of Massachusetts in the Atlantic 10...The 6-foot-2, 175-pound guard played in 56 games and made 28 starts over two seasons at UMass...He tallied 4.5 points, 4.3 rebounds, and 1.6 assists in 22.5 minutes per game as a member of the Minutemen...In 2018-19, he appeared in 23 games and made eight starts...He averaged 3.0 points, 3.3 rebounds, and 1.3 assists per game for UMass...The guard scored a season-high 11 points on 5-of-9 shooting from the field at Duquesne on March 2...He pulled down a season-best nine rebounds at George Mason on February 13...McLean had his best all-around game on February 6, against Fordham when he registered 10 points, six rebounds, and six assists...He grabbed five or more rebounds in each of the final 10 games of the season...In his first season at UMass, McLean played in 31 games and made 18 starts...He totaled 5.5 points, 4.9 rebounds, and 1.8 assists for the Minutemen in 2017-18...McLean scored a career-high 14 points, pulled down a career-high 12 rebounds, and dished out five assists for his first double-double against Fordham on January 27, 2018...McLean attended The MacDuffie School in Massachusetts and earned a 3-star rating from ESPN, 24/7Sports, and Rivals coming out of high school...He was No. 5 in Massachusetts, No. 53 at shooting guard, and No. 56 in the Northeast Region (ESPN).

2019-20 GAME-BY-GAME STATS

Date/Opponent	GS	MIN	FGM/A	PCT	3FG/A	PCT	FTM/A	PCT	OFF	DEF	TOT	AVG	PF	AST	T/O	BLK	STL	PTS	AVG
11/05/19 at Fordham	*	32	5-8	.625	3-5	.600	0-0	.000	0	8	8	8.0	3	1	2	0	1	13	13.0
11/09/19 Lafayette	*	29	3-7	.429	1-2	.500	2-2	1.000	2	8	10	9.0	3	0	2	1	1	9	11.0
11/14/19 at Longwood	*	31	5-12	.417	2-6	.333	1-2	.500	2	5	7	8.3	2	3	2	0	1	13	11.7
11/16/19 at NC State	*	19	2-8	.250	0-2	.000	0-0	.000	4	2	6	7.8	3	1	3	0	0	4	9.8
11/21/19 Medgar Evers	*	15	4-10	.400	0-4	.000	0-0	.000	1	0	1	6.4	3	1	2	0	0	8	9.4
Total		126	19-45	.422	6-19	.316	3-4	.750	9	23	32	6.4	14	6	11	1	3	47	9.4

2019-20 TERRIERS



#15 TREY QUARTLEBAUM • FRESHMAN • GUARD

QUARTLEBAUM NOTABLES

PERSONAL INFORMATION: Height - 6-1 | Weight - 175 lbs | Hometown - Lawrence, KS | High School - Lawrence

PRIOR TO ST. FRANCIS BROOKLYN: Quartlebaum is a 6-foot-1, 175-pound combo guard from Lawrence, KS and attended Lawrence High School...He is originally from Dobbs Ferry, NY and played AAU ball for KC Run GMC...He averaged 16.0 points per game during his senior year at Lawrence and was a Kansas 6A All-State member...Additionally, he was tabbed to the Kansas Sunflower League First Team and Kansas All-Area Team...LHS advanced to the Kansas State Tournament all four seasons he was on the team...As a junior, he averaged 13.0 points per game at Lawrence and was a Kansas 6A All-State Honorable Mention...He earned a Kansas Sunflower League Honorable Mention and Kansas All-Area Honorable Mention...Quartlebaum was tabbed to the Blue Valley Shootout All-Tournament Team and was a member of the Kansas Sub-State Championship team...He is the son of Christy and Fred Quartlebaum Jr...His mother Christy ran track at Maryland...Fred Quartlebaum Jr. is currently a member of the men's basketball coaching staff at Kansas, where he serves as the Director of Basketball Operations...Coach Braica and Quartlebaum Jr. have a close personal relationship as they both spent six seasons on Norm Roberts' coaching staff at St. John's...Growing up, Trey participated in basketball camps that coach Braica helped organize at St. John's...Quartlebaum Jr. was a standout basketball player at Fordham where he was a four-year letter winner from 1985-89...Trey's uncle, Ray Gant played football at the University of Georgia...His younger brother Mayson is a member of the basketball team at Lawrence High School and recently committed to Kennesaw State.

2019-20 GAME-BY-GAME STATS

Date/Opponent	GS	MIN	FGM/A	PCT	3FG/A	PCT	FTM/A	PCT	OFF	DEF	TOT	AVG	PF	AST	T/O	BLK	STL	PTS	AVG
11/05/19 at Fordham	9	0-0	.000	0-0	.000	0-0	.000	0	0	0	0.0	1	0	0	0	0	0	0.0	
11/09/19 Lafayette	5	0-0	.000	0-0	.000	0-0	.000	0	1	1	0.5	0	0	0	0	0	0	0.0	
11/14/19 at Longwood	7	0-1	.000	0-1	.000	0-0	.000	0	1	1	0.7	1	0	0	0	0	0	0.0	
11/16/19 at NC State	15	0-2	.000	0-1	.000	2-3	.667	1	1	2	1.0	1	0	0	0	0	2	0.5	
11/21/19 Medgar Evers	19	7-13	.538	4-8	.500	2-3	.667	1	0	1	1.0	1	4	1	0	2	20	4.4	
Total	55	7-16	.438	4-10	.400	4-6	.667	2	3	5	1.0	4	4	1	0	3	22	4.4	

2019-20 TERRIERS



#21 MILIJA COSIC • SENIOR • FORWARD

COSIC NOTABLES

PERSONAL INFORMATION: Height - 6-6 | Weight - 220 lbs | Hometown - Belgrade, Serbia | High School - Cannon School | Prev. School - Frank Phillips College

2018-19 IN REVIEW: Missed entire season due to injury.

2017-18 IN REVIEW: Appeared in 29 games (two starts) and averaged 18.8 minutes per game...Averaged 7.1 points and 3.0 rebounds per game in his first season on Remsen Street...Shot 47.3 percent from the field and 74.5 percent from the free-throw line...Scored 11 points on 4-of-5 shooting at Manhattan...Scored a career-high 16 points and recorded eight rebounds versus the College of New Rochelle...Tallied eight points and eight rebounds in his first career start at Notre Dame...Scored 10 points in just 16 minutes off the bench against Army...Pulled down a career-high nine rebounds at home against Maritime on December 16...Matched his career-high with 16 points against Wagner, 14 of which came in the second half on December 31...Scored 13 points and shot a career-best 3-of-3 from three-point range at Robert Morris...Scored 13 points and went 3-of-3 from behind the arc in the win at Bryant...Scored 14 points on 5-of-7 shooting against Fairleigh Dickinson...Recorded 10 or more points in 11 contests.

PRIOR TO ST. FRANCIS BROOKLYN: Cosic, a 6-foot-6 forward, will have three years of eligibility after playing one season at Frank Phillips College in Borger, Texas...Last season, Cosic played in only 15 games for the Plainsmen after suffering an early-season ankle injury, and averaged 6.9 points and 4.2 rebounds per game in 22.0 minutes per contest...He shot 48.7 percent from the floor and 86.7 percent from the foul line. Cosic scored a season-high 16 points at New Mexico on February 27th and added 14 on February 6th against perennial JUCO power South Plains.

2019-20 GAME-BY-GAME STATS

Date/Opponent	GS	MIN	FGM/A	PCT	3FG/A	PCT	FTM/A	PCT	OFF	DEF	TOT	AVG	PF	AST	T/O	BLK	STL	PTS	AVG
11/05/19 at Fordham	19	1-3	.333	0-1	.000	0-0	.000	0	2	2	2.0	2	2	1	0	1	2	2.0	
11/09/19 Lafayette	10	0-1	.000	0-0	.000	0-0	.000	0	0	0	1.0	1	0	1	0	0	0	1.0	
11/14/19 at Longwood	8	2-3	.667	0-1	.000	0-0	.000	0	2	2	1.3	2	0	2	1	0	4	2.0	
11/16/19 at NC State	14	2-2	1.000	0-0	.000	0-0	.000	0	0	0	1.0	2	0	1	0	0	4	2.5	
11/21/19 Medgar Evers	7	2-2	1.000	0-0	.000	0-0	.000	0	2	2	1.2	0	0	1	0	0	4	2.8	
Total	58	7-11	.636	0-2	.000	0-0	.000	0	6	6	1.2	7	2	6	1	1	14	2.8	

2019-20 TERRIERS



#33 DENIZ CELEN • SENIOR • FORWARD

CELEN NOTABLES

PERSONAL INFORMATION: Height - 6-8 | Weight - 235 lbs | Hometown - Ankara, Turkey | High School - Özel Gürçag Okullari | Prev. School - Fairfield/Harcum

2018-19 IN REVIEW: Appeared in 33 games, made 29 starts, and averaged 21.5 minutes per game for the Terriers...Tallied 7.6 points, 5.4 rebounds, and 1.5 assists per game during his junior campaign...Shot a team-best 51.6 percent (112-of-217) from the field, which was tied for the fifth-best mark in the NEC...Ranked 15th in the conference in rebounding with 5.4 per game...Has scored in double figures 13 times as a junior and poured in a career-high 18 points on January 21, in a road win over LIU Brooklyn...The forward grabbed a career-best 10 rebounds on three occasions and last did so on January 26, against Mount St. Mary's...He blocked a career-high five shots in a win over Saint Francis (PA) on January 12...He recorded back-to-back double-doubles against Fairleigh Dickinson and Mount St. Mary's on January 24, and January 26 respectively...He scored 16 points and pulled down 10 rebounds, which marked his first double-double as a Terrier...The very next day he finished the contest with 15 points and 10 rebounds...Scored in double figures in five games in a row from January 21 until February 2.

PRIOR TO ST. FRANCIS BROOKLYN: Celen joins the Terriers after spending the 2017-18 campaign at Harcum College...He made 28 appearances and averaged 7.9 points, 6.0 rebounds, and 2.2 assists per game...He shot 56.2 percent from the field and 81.8 percent from the free-throw line...He scored in double figures 10 times and poured in a season-high 18 points against Northwest Florida State on November 30...He pulled down a season-high 12 rebounds on December 15...Prior to his time at Harcum, Celen spent a season at Fairfield University in 2016-17...He came off the bench for all of his 23 appearances...He averaged 2.0 points and 2.1 rebounds per game...He shot 45.5 percent from the floor...The forward posted points in 12 of 23 games, and recorded a season-high 10 points against Niagara, his only double-digit game of the season on February 2, 2017.

2019-20 GAME-BY-GAME STATS

Date/Opponent	GS	MIN	FGM/A	PCT	3FG/A	PCT	FTM/A	PCT	OFF	DEF	TOT	AVG	PF	AST	T/O	BLK	STL	PTS	AVG
11/05/19 at Fordham	*	29	4-7	.571	1-3	.333	0-0	.000	0	5	5	5.0	3	3	1	1	0	9	9.0
11/09/19 Lafayette	*	26	6-9	.667	2-2	1.000	2-2	1.000	0	5	5	5.0	3	0	2	0	3	16	12.5
11/14/19 at Longwood	*	27	4-9	.444	0-2	.000	1-4	.250	3	1	4	4.7	2	0	3	0	0	9	11.3
11/16/19 at NC State	*	17	1-3	.333	0-1	.000	0-1	.000	1	3	4	4.5	1	1	1	1	1	2	9.0
11/21/19 Medgar Evers	*	13	3-4	.750	0-0	.000	0-0	.000	4	6	10	5.6	1	1	1	1	0	6	8.4
Total		112	18-32	.563	3-8	.375	3-7	.429	8	20	28	5.6	10	5	8	3	4	42	8.4

2019-20 TERRIERS



#41 CHRISTIAN ROHLEHR • SENIOR • FORWARD

ROHLEHR NOTABLES

PERSONAL INFORMATION: Height - 6-9 | Weight - 225 lbs | Hometown - Ontario, Canada | High School - Notre Dame Catholic Secondary | Prev. School - Jefferson CC

2018-19 IN REVIEW: Named to NEC Winter Academic Honor Roll...Played in 29 games and averaged 10.0 minutes per contest in his first year as a Terrier...Averaged 3.1 points, 3.1 rebounds, and 1.1 blocks per game...Shot 51.5 percent (34-of-66) from the field...Grabbed 91 rebounds (47 defensive, 44 offensive)...Recorded his first career double-double on December 8, against NJIT as he totaled a season-best 16 points on 6-of-10 shooting from the field and pulled down 11 rebounds...Scored 13 points and notched eight rebounds against St. Joseph's Brooklyn on December 3...Recorded a season-high 12 rebounds in his Terriers' debut against Medgar Evers on November 7...Blocked a season-high three shots on five occasions as a junior and last did it on March 21, against Hampton in the First Round of the CIT...Led the Terriers in blocks and blocks per game...Tied for ninth in the NEC with 1.1 blocks per game.

PRIOR TO ST. FRANCIS BROOKLYN: In 2016-17 as a sophomore, the 6-10, 240 pound Rohlehr averaged 20.8 points, 8.8 rebounds, and 5.4 blocks per game at Jefferson Community College in Watertown, NY...A native of Ontario, Canada, he was selected to the All Midstate Conference First Team and was a First Team All-Region III performer...Rohlehr led the NJCAA (Division III) in blocked shots two years in a row and was fourth in field goal percentage (67.2) as a sophomore in 2016-17...In 2015-16, he made the All Midstate Conference Second Team and was a Third Team All-Region III performer as a freshman...In 29 games during his freshman season he averaged 9.9 points, 6.9 rebounds, and 5.3 blocks per game.

2019-20 GAME-BY-GAME STATS

Date/Opponent	GS	MIN	FGM/A	PCT	3FG/A	PCT	FTM/A	PCT	OFF	DEF	TOT	AVG	PF	AST	T/O	BLK	STL	PTS	AVG
11/09/19 Lafayette	12	3-3	1.000	0-0	.000	0-0	.000	1	2	3	3.0	2	1	0	2	0	6	6.0	
11/14/19 at Longwood	14	1-1	1.000	0-0	.000	1-2	.500	2	1	3	3.0	2	0	2	1	0	3	4.5	
11/16/19 at NC State	13	3-6	.500	0-0	.000	0-0	.000	4	0	4	3.3	1	0	0	1	0	6	5.0	
11/21/19 Medgar Evers	16	4-5	.800	0-0	.000	2-2	1.000	0	6	6	4.0	3	1	1	1	1	10	6.3	
Total	55	11-15	.733	0-0	.000	3-4	.750	7	9	16	4.0	8	2	3	5	1	25	6.3	

2019-20 TERRIERS



#45 JORDAN WILLIAMS - JUNIOR - GUARD

WILLIAMS NOTABLES

PERSONAL INFORMATION: Height - 6-4 | Weight - 190 lbs | Hometown - Brooklyn, NY | High School - St. Edmund Prep

2018-19 IN REVIEW: Appeared in nine games and logged 61 minutes of action...Played a season-high 18 minutes in the Terriers' season opener against Medgar Evers on November 7...Scored two points in his collegiate debut against Medgar Evers, grabbed four rebounds, and dished out a pair of assists...Recorded his first collegiate basket on December 3, against St. Joseph's Brooklyn...Pulled down a season-high five rebounds against St. Joseph's Brooklyn...Played 11 minutes and recorded a pair of rebounds against NJIT on December 8.

PRIOR TO ST. FRANCIS BROOKLYN: Williams was standout at St. Edmund Prep located in Brooklyn, NY...As a senior in 2016-17 he averaged 20.3 points and 11.4 rebounds per game...He scored over 20 points nine times in a game and had a season-high of 30 points...As a senior, he joined the 1,000-point club and was selected to the CHSAA 'A' All-League Team...He became the first student-athlete in program history to be nominated for McDonald's HS All-American Game in 2017. As a junior, he led the CHSAA A-Division in scoring with 19.2 points per game.

2019-20 GAME-BY-GAME STATS

Date/Opponent	GS	MIN	FGM/A	PCT	3FG/A	PCT	FTM/A	PCT	OFF	DEF	TOT	AVG	PF	AST	T/O	BLK	STL	PTS	AVG
11/21/19 Medgar Evers		14	2-4	.500	0-2	.000	0-0	.000	2	5	7	7.0	2	1	0	0	2	4	4.0
Total		14	2-4	.500	0-2	.000	0-0	.000	2	5	7	7.0	2	1	0	0	2	4	4.0

SEASON STATS

Game Records

Record	Overall	Home	Away	Neutral
ALL GAMES	2-3	2-0	0-3	0-0
CONFERENCE	0-0	0-0	0-0	0-0
NON-CONFERENCE	2-3	2-0	0-3	0-0

Score by Periods

Team	1st	2nd	OT	TOT
St. Francis Brooklyn	193	202	0	395
Opponents	191	188	0	379

Team Box Score

No.	Player				Total		3-Point		F-Throw		Rebounds												
		GP-GS	MIN	AVG	FG-FGA	FG%	3FG-FGA	3FG%	FT-FTA	FT%	OFF	DEF	TOT	AVG	PF	DQ	A	TO	BLK	STL	PTS	AVG	
04	HAWKINS, Chauncey	5-5	141:13	28.2	29-56	.518	5-13	.385	19-25	.760	3	17	20	4.0	16	1	12	12	4	6	82	16.4	
03	HIGGINS, Rob	5-0	107:43	21.5	19-46	.413	8-24	.333	5-9	.556	1	3	4	0.8	9	0	10	7	0	4	51	10.2	
14	MCLEAN, Unique	5-5	126:28	25.3	19-45	.422	6-19	.316	3-4	.750	9	23	32	6.4	14	0	6	11	1	3	47	9.4	
33	CELEN, Deniz	5-5	109:56	22.0	18-32	.563	3-8	.375	3-7	.429	8	20	28	5.6	10	0	5	8	3	4	42	8.4	
01	KRTINIC, Stevan	5-0	112:11	22.4	13-28	.464	8-19	.421	7-8	.875	1	14	15	3.0	5	0	12	8	0	3	41	8.2	
02	HURLEY, Rosel	5-5	100:24	20.1	13-30	.433	0-0	.000	7-12	.583	3	14	17	3.4	11	0	7	11	1	2	33	6.6	
41	ROHLEHR, Christian	4-0	53:47	13.4	11-15	.733	0-0	.000	3-4	.750	7	9	16	4.0	8	0	2	3	5	1	25	6.3	
05	EVANS, Yaradyah	5-5	73:35	14.7	10-24	.417	3-5	.600	5-7	.714	12	18	30	6.0	12	0	1	3	5	1	28	5.6	
15	QUARTLEBAUM, Trey	5-0	55:24	11.1	7-16	.438	4-10	.400	4-6	.667	2	3	5	1.0	4	0	4	1	0	3	22	4.4	
45	WILLIAMS, Jordan	1-0	14:59	15.0	2-4	.500	0-2	.000	0-0	.000	2	5	7	7.0	2	0	1	0	0	2	4	4.0	
21	COSIC, Milija	5-0	57:14	11.4	7-11	.636	0-2	.000	0-0	.000	0	6	6	1.2	7	0	2	6	1	1	14	2.8	
11	NURSE, Joshua	5-0	31:44	6.3	3-6	.500	0-0	.000	0-0	.000	3	3	6	1.2	4	0	1	4	3	1	6	1.2	
0	MORENO, Larry	1-0	15:22	15.4	0-6	.000	0-6	.000	0-0	.000	0	1	1	1.0	1	0	3	1	0	0	0	0.0	
Team											4	7	11					2					
Total		5	1000		151-319	.473	37-108	.343	56-82	.683	55	143	198	39.6	103	1	66	77	23	31	395	79.0	
Opponents		5	1000		138-310	.445	34-105	.324	69-112	.616	55	127	182	36.4	82	-	64	72	8	32	379	75.8	

Team Statistics

	SF-NY	OPP
Scoring	395	379
Points per game	79.0	75.8
Scoring margin	+3.2	-
Field goals-att	151-319	138-310
Field goal pct	.473	.445
3 point fg-att	37-108	34-105
3-point FG pct	.343	.324
3-pt FG made per game	7.4	6.8
Free throws-att	56-82	69-112
Free throw pct	.683	.616
F-Throws made per game	11.2	13.8
Rebounds	198	182
Rebounds per game	39.6	36.4
Rebounding margin	+3.2	-
Assists	66	64
Assists per game	13.2	12.8
Turnovers	77	72
Turnovers per game	15.4	14.4
Turnover margin	-1.0	-
Assist/turnover ratio	0.9	0.9
Steals	31	32
Steals per game	6.2	6.4
Blocks	23	8
Blocks per game	4.6	1.6
Winning streak	1	-
Home win streak	2	-
Attendance	1032	9224
Home games-Avg/Game	2-516	3-3075
Neutral site-Avg/Game	-	0-0

Team Results

Date	Opponent		Score	Att.
11/05/2019	at Fordham	L	59-68	3200
11/09/2019	Lafayette	W	73-72	528
11/14/2019	at Longwood	L	77-86	1250
11/16/2019	at NC State	L	64-95	4774
11/21/2019	Medgar Evers	W	122-58	504

CAREER STATS

CELEN, Deniz

		Field Goals				3-Point		F-Throws		Rebounds				Scoring						
SEASON	TEAM	GP-GS	MIN/AVG	FG-FGA	FG%	3FG-FGA	3FG%	FT-FTA	FT%	OFF	DEF	TOT	AVG	PF-FO	AST	TO	BLK	STL	PTS	AVG
2016-17	Fairfr	23-0	175/7.6	20-44	.455	3-19	.158	2-8	.250	17	32	49	2.1	33-1	8	12	4	4	45	2.0
2018-19	SF-NY	33-29	713/21.6	112-217	.516	14-57	.246	12-22	.545	54	123	177	5.4	90-2	49	42	31	16	250	7.6
2019-20	SF-NY	5-5	110/22.0	18-32	.563	3-8	.375	3-7	.429	8	20	28	5.6	10-0	5	8	3	4	42	8.4
TOTAL FOR SF-NY		38-34	822/21.6	130-249	.522	17-65	.262	15-29	.517	62	143	205	5.4	100-2	54	50	34	20	292	7.7
TOTAL		61-34	997/16.4	150-293	.512	20-84	.238	17-37	.459	79	175	254	4.2	133-3	62	62	38	24	337	5.5

Single Game Highs

Statistic	Value	
Points	18	at LIU 01/21/19
Rebounds	10	4 times
Assists	5	vs Bryant 02/28/19, at Wagner 01/05/19
Steals	3	vs Wagner 02/07/19, vs Lafayette 11/09/19
Blocks	5	vs Saint Francis (PA) 01/12/19
FG Made	8	at LIU 01/21/19, at Fairleigh Dickinson 01/24/19
FG Attempts	16	at Sacred Heart 02/02/19
3FG Made	2	4 times
3FG Attempts	5	at Sacred Heart 02/02/19, at Mount St. Mary's 01/26/19
FT Made	3	at Hampton 03/21/19
FT Attempts	4	at Hampton 03/21/19, vs Manhattan 01/31/17, at Longwood 11/14/19

COSIC, Milija

		Field Goals				3-Point		F-Throws		Rebounds				Scoring						
SEASON	TEAM	GP-GS	MIN/AVG	FG-FGA	FG%	3FG-FGA	3FG%	FT-FTA	FT%	OFF	DEF	TOT	AVG	PF-FO	AST	TO	BLK	STL	PTS	AVG
2017-18	SF-NY	29-2	546/18.8	78-165	.473	13-34	.382	38-51	.745	44	42	86	3.0	79-1	10	44	6	10	207	7.1
2019-20	SF-NY	5-0	57/11.4	7-11	.636	0-2	.000	0-0	.000	0	6	6	1.2	7-0	2	6	1	1	14	2.8
TOTAL		34-2	603/17.7	85-176	.483	13-36	.361	38-51	.745	44	48	92	2.7	86-1	12	50	7	11	221	6.5

Single Game Highs

Statistic	Value	
Points	16	vs Wagner 12/31/17, vs New Rochelle 11/30/17
Rebounds	9	vs SUNY Maritime 12/16/17
Assists	2	at Fairleigh Dickinson 01/25/18, at Fordham 11/05/19
Steals	2	vs Navy 11/24/17
Blocks	2	at Saint Francis (PA) 01/06/18
FG Made	6	vs Wagner 12/31/17, vs New Rochelle 11/30/17, vs LIU 02/15/18
FG Attempts	15	vs LIU 02/15/18
3FG Made	3	at Robert Morris 01/04/18, at Bryant 02/01/18
3FG Attempts	4	vs Robert Morris 02/08/18
FT Made	6	vs Denver 11/25/17
FT Attempts	8	vs Denver 11/25/17

EVANS, Yaradyah

				Field Goals		3-Point		F-Throws		Rebounds				Scoring						
SEASON	TEAM	GP-GS	MIN/AVG	FG-FGA	FG%	3FG-FGA	3FG%	FT-FTA	FT%	OFF	DEF	TOT	AVG	PF-FO	AST	TO	BLK	STL	PTS	AVG
2017-18	SF-NY	15-0	121/8.1	8-24	.333	3-13	.231	4-7	.571	2	18	20	1.3	21-0	4	13	1	4	23	1.5
2018-19	SF-NY	33-31	648/19.6	52-143	.364	15-69	.217	16-27	.593	39	134	173	5.2	77-1	25	40	20	28	135	4.1
2019-20	SF-NY	5-5	74/14.7	10-24	.417	3-5	.600	5-7	.714	12	18	30	6.0	12-0	1	3	5	1	28	5.6
TOTAL		53-36	843/15.9	70-191	.366	21-87	.241	25-41	.610	53	170	223	4.2	110-1	30	56	26	33	186	3.5

Single Game Highs

Statistic	Value	
Points	17	vs Medgar Evers 11/21/19
Rebounds	18	vs Saint Peter's 12/15/18
Assists	4	at Central Conn. St. 01/31/19
Steals	4	vs Sacred Heart 01/19/19
Blocks	2	7 times
FG Made	6	vs Medgar Evers 11/21/19
FG Attempts	9	vs St. Joseph's (Brklin) 12/03/18, vs Medgar Evers 11/21/19
3FG Made	2	4 times
3FG Attempts	5	at Richmond 11/14/18
FT Made	5	vs Medgar Evers 11/21/19
FT Attempts	6	vs Medgar Evers 11/21/19

HAWKINS, Chauncey

				Field Goals		3-Point		F-Throws		Rebounds				Scoring						
SEASON	TEAM	GP-GS	MIN/AVG	FG-FGA	FG%	3FG-FGA	3FG%	FT-FTA	FT%	OFF	DEF	TOT	AVG	PF-FO	AST	TO	BLK	STL	PTS	AVG
2017-18	SF-NY	31-2	602/19.4	63-180	.350	21-75	.280	57-77	.740	10	34	44	1.4	65-1	46	47	5	23	204	6.6
2018-19	SF-NY	30-0	741/24.7	98-286	.343	32-108	.296	104-134	.776	13	53	66	2.2	65-1	58	57	4	29	332	11.1
2019-20	SF-NY	5-5	141/28.2	29-56	.518	5-13	.385	19-25	.760	3	17	20	4.0	16-1	12	12	4	6	82	16.4
TOTAL		66-7	1485/22.5	190-522	.364	58-196	.296	180-236	.763	26	104	130	2.0	146-3	116	116	13	58	618	9.4

Single Game Highs

Statistic	Value	
Points	27	at Presbyterian 11/28/18
Rebounds	8	at NC State 11/16/19
Assists	7	vs Medgar Evers 11/07/18
Steals	3	vs Bryant 02/28/19, at St. John's (NY) 12/19/18, at Mount St. Mary's 01/27/18
Blocks	2	at Boston College 11/11/18, vs Lafayette 11/09/19
FG Made	9	at Lafayette 11/18/18
FG Attempts	19	at Lafayette 11/18/18
3FG Made	4	at Presbyterian 11/28/18, at Mount St. Mary's 01/27/18
3FG Attempts	12	at St. John's (NY) 12/19/18
FT Made	10	vs Lafayette 11/09/19
FT Attempts	10	at Lafayette 11/18/18, vs Lafayette 11/09/19

HIGGINS, Rob

				Field Goals		3-Point		F-Throws		Rebounds								Scoring		
SEASON	TEAM	GP-GS	MIN/AVG	FG-FGA	FG%	3FG-FGA	3FG%	FT-FTA	FT%	OFF	DEF	TOT	AVG	PF-FO	AST	TO	BLK	STL	PTS	AVG
2019-20	SF-NY	5-0	108/21.5	19-46	.413	8-24	.333	5-9	.556	1	3	4	0.8	9-0	10	7	0	4	51	10.2
TOTAL		5-0	108/21.5	19-46	.413	8-24	.333	5-9	.556	1	3	4	0.8	9-0	10	7	0	4	51	10.2

Single Game Highs

Statistic	Value	
Points	13	at Longwood 11/14/19
Rebounds	1	4 times
Assists	4	vs Medgar Evers 11/21/19
Steals	2	vs Medgar Evers 11/21/19
FG Made	5	at NC State 11/16/19
FG Attempts	13	at NC State 11/16/19
3FG Made	3	vs Medgar Evers 11/21/19
3FG Attempts	6	at NC State 11/16/19, vs Medgar Evers 11/21/19
FT Made	4	at Longwood 11/14/19
FT Attempts	4	at Longwood 11/14/19

HURLEY, Rosel

		Field Goals				3-Point		F-Throws		Rebounds				Scoring						
SEASON	TEAM	GP-GS	MIN/AVG	FG-FGA	FG%	3FG-FGA	3FG%	FT-FTA	FT%	OFF	DEF	TOT	AVG	PF-FO	AST	TO	BLK	STL	PTS	AVG
2018-19	SF-NY	33-30	722/21.9	121-240	.504	8-29	.276	48-78	.615	52	83	135	4.1	77-1	44	53	5	23	298	9.0
2019-20	SF-NY	5-5	100/20.1	13-30	.433	0-0	.000	7-12	.583	3	14	17	3.4	11-0	7	11	1	2	33	6.6
TOTAL		38-35	822/21.6	134-270	.496	8-29	.276	55-90	.611	55	97	152	4.0	88-1	51	64	6	25	331	8.7

Single Game Highs

Statistic	Value	
Points	20	vs Central Conn. St. 02/16/19
Rebounds	8	vs Medgar Evers 11/07/18, vs Manhattan 12/23/18, vs Saint Francis (PA) 01/12/19
Assists	5	vs Manhattan 12/23/18
Steals	4	at Lafayette 11/18/18
Blocks	1	6 times
FG Made	9	vs Central Conn. St. 02/16/19
FG Attempts	14	vs Mount St. Mary's 03/02/19
3FG Made	2	vs LIU 02/14/19, at Hampton 03/21/19
3FG Attempts	5	at Hampton 03/21/19
FT Made	6	vs Medgar Evers 11/07/18
FT Attempts	7	vs Medgar Evers 11/07/18

KRTINIC, Stevan

		Field Goals				3-Point				F-Throws				Rebounds				Scoring			
SEASON	TEAM	GP-GS	MIN/AVG	FG-FGA	FG%	3FG-FGA	3FG%	FT-FTA	FT%	OFF	DEF	TOT	AVG	PF-FO	AST	TO	BLK	STL	PTS	AVG	
2018-19	SF-NY	28-1	416/14.8	38-75	.507	20-44	.455	13-17	.765	7	40	47	1.7	33-0	29	25	1	5	109	3.9	
2019-20	SF-NY	5-0	112/22.4	13-28	.464	8-19	.421	7-8	.875	1	14	15	3.0	5-0	12	8	0	3	41	8.2	
TOTAL		33-1	528/16.0	51-103	.495	28-63	.444	20-25	.800	8	54	62	1.9	38-0	41	33	1	8	150	4.5	

Single Game Highs

Statistic	Value	
Points	19	at Hampton 03/21/19
Rebounds	7	at Mount St. Mary's 01/26/19
Assists	5	vs Medgar Evers 11/21/19
Steals	2	at Saint Francis (PA) 02/21/19, vs Lafayette 11/09/19
Blocks	1	at Hampton 03/21/19
FG Made	7	at Hampton 03/21/19
FG Attempts	9	at Hampton 03/21/19
3FG Made	5	at Hampton 03/21/19
3FG Attempts	6	vs St. Joseph's (Brklin) 12/03/18, at Hampton 03/21/19, vs Medgar Evers 11/21/19
FT Made	4	at Mount St. Mary's 01/26/19, at NC State 11/16/19
FT Attempts	5	at NC State 11/16/19

MCLEAN, Unique

		Field Goals				3-Point		F-Throws		Rebounds				Scoring						
SEASON	TEAM	GP-GS	MIN/AVG	FG-FGA	FG%	3FG-FGA	3FG%	FT-FTA	FT%	OFF	DEF	TOT	AVG	PF-FO	AST	TO	BLK	STL	PTS	AVG
2017-18	UMass	33-20	860/26.1	74-201	.368	14-52	.269	18-31	.581	48	114	162	4.9	85-1	59	40	13	24	180	5.5
2018-19	UMass	23-8	399/17.4	27-51	.529	0-2	.000	16-19	.842	23	54	77	3.3	30-0	29	21	3	8	70	3.0
2019-20	SF-NY	5-5	126/25.3	19-45	.422	6-19	.316	3-4	.750	9	23	32	6.4	14-0	6	11	1	3	47	9.4
TOTAL FOR SF-NY		5-5	126/25.3	19-45	.422	6-19	.316	3-4	.750	9	23	32	6.4	14-0	6	11	1	3	47	9.4
TOTAL		61-33	1386/22.7	120-297	.404	20-73	.274	37-54	.685	80	191	271	4.4	129-1	94	72	17	35	297	4.9

Single Game Highs

Statistic	Value	
Points	14	at Fordham 01/27/18
Rebounds	12	at Fordham 01/27/18
Assists	6	vs Fordham 02/06/19
Steals	3	vs Minnesota 11/24/17
Blocks	2	vs George Mason 01/03/18
FG Made	7	at Fordham 01/27/18
FG Attempts	24	at Fordham 01/27/18
3FG Made	3	at Fordham 11/05/19
3FG Attempts	6	at Longwood 11/14/19
FT Made	6	vs Fordham 02/06/19, vs UMass Lowell 11/10/17
FT Attempts	8	vs UMass Lowell 11/10/17

CAREER STATS

MORENO, Larry

				Field Goals		3-Point		F-Throws		Rebounds				Scoring							
SEASON	TEAM	GP-GS	MIN	AVG	FG-FGA	FG%	3FG-FGA	3FG%	FT-FTA	FT%	OFF	DEF	TOT	AVG	PF-FO	AST	TO	BLK	STL	PTS	AVG
2019-20	SF-NY	1-0	15	15.4	0-6	.000	0-6	.000	0-0	.000	0	1	1	1.0	1-0	3	1	0	0	0	0.0
TOTAL		1-0	15	15.4	0-6	.000	0-6	.000	0-0	.000	0	1	1	1.0	1-0	3	1	0	0	0	0.0

Single Game Highs

Statistic	Value	
Rebounds	1	vs Medgar Evers 11/21/19
Assists	3	vs Medgar Evers 11/21/19
FG Attempts	6	vs Medgar Evers 11/21/19
3FG Attempts	6	vs Medgar Evers 11/21/19

NURSE, Joshua

		Field Goals		3-Point		F-Throws		Rebounds		Scoring											
SEASON	TEAM	GP-GS	MIN	AVG	FG-FGA	FG%	3FG-FGA	3FG%	FT-FTA	FT%	OFF	DEF	TOT	AVG	PF-FO	AST	TO	BLK	STL	PTS	AVG
2015-16	SF-NY	14-0	62	4.4	0-3	.000	0-0	.000	5-7	.714	3	10	13	0.9	18-0	0	5	2	2	5	0.4
2016-17	SF-NY	30-14	290	9.7	18-38	.474	0-0	.000	18-41	.439	27	37	64	2.1	70-0	12	25	16	8	54	1.8
2017-18	SF-NY	29-28	274	9.4	18-46	.391	0-0	.000	7-24	.292	24	29	53	1.8	61-0	17	26	16	5	43	1.5
2019-20	SF-NY	5-0	32	6.3	3-6	.500	0-0	.000	0-0	.000	3	3	6	1.2	4-0	1	4	3	1	6	1.2
TOTAL		78-42	658	8.4	39-93	.419	0-0	.000	30-72	.417	57	79	136	1.7	153-0	30	60	37	16	108	1.4

Single Game Highs

Statistic	Value	
Points	5	vs Saint Francis (PA) 02/02/17, at Providence 11/21/16
Rebounds	8	at Bryant 02/01/18
Assists	4	vs Central Conn. St. 01/11/18
Steals	2	vs Army West Point 12/12/17, vs Saint Francis (PA) 02/02/17
Blocks	4	at Bryant 02/01/18
FG Made	2	8 times
FG Attempts	5	at LIU 02/28/18
FT Made	4	vs Saint Francis (PA) 01/07/16
FT Attempts	4	8 times

QUARTLEBAUM, Trey

		Field Goals				3-Point		F-Throws		Rebounds								Scoring			
SEASON	TEAM	GP-GS	MIN	AVG	FG-FGA	FG%	3FG-FGA	3FG%	FT-FTA	FT%	OFF	DEF	TOT	AVG	PF-FO	AST	TO	BLK	STL	PTS	AVG
2019-20	SF-NY	5-0	55	11.1	7-16	.438	4-10	.400	4-6	.667	2	3	5	1.0	4-0	4	1	0	3	22	4.4
TOTAL		5-0	55	11.1	7-16	.438	4-10	.400	4-6	.667	2	3	5	1.0	4-0	4	1	0	3	22	4.4

Single Game Highs

Statistic	Value	
Points	20	vs Medgar Evers 11/21/19
Rebounds	2	at NC State 11/16/19
Assists	4	vs Medgar Evers 11/21/19
Steals	2	vs Medgar Evers 11/21/19
FG Made	7	vs Medgar Evers 11/21/19
FG Attempts	13	vs Medgar Evers 11/21/19
3FG Made	4	vs Medgar Evers 11/21/19
3FG Attempts	8	vs Medgar Evers 11/21/19
FT Made	2	at NC State 11/16/19, vs Medgar Evers 11/21/19
FT Attempts	3	at NC State 11/16/19, vs Medgar Evers 11/21/19

ROHLEHR, Christian

		Field Goals				3-Point		F-Throws		Rebounds		Scoring									
SEASON	TEAM	GP-GS	MIN	AVG	FG-FGA	FG%	3FG-FGA	3FG%	FT-FTA	FT%	OFF	DEF	TOT	AVG	PF-FO	AST	TO	BLK	STL	PTS	AVG
2018-19	SF-NY	29-0	290	10.0	34-66	.515	0-0	.000	21-43	.488	44	47	91	3.1	51-0	3	19	32	9	89	3.1
2019-20	SF-NY	4-0	54	13.4	11-15	.733	0-0	.000	3-4	.750	7	9	16	4.0	8-0	2	3	5	1	25	6.3
TOTAL		33-0	344	10.4	45-81	.556	0-0	.000	24-47	.511	51	56	107	3.2	59-0	5	22	37	10	114	3.5

Single Game Highs

Statistic	Value	
Points	16	at NJIT 12/08/18
Rebounds	12	vs Medgar Evers 11/07/18
Assists	1	5 times
Steals	2	vs St. Joseph's (Brkln) 12/03/18
Blocks	3	5 times
FG Made	6	vs St. Joseph's (Brkln) 12/03/18, at NJIT 12/08/18
FG Attempts	10	at NJIT 12/08/18
FT Made	4	vs Medgar Evers 11/07/18, at NJIT 12/08/18
FT Attempts	11	vs Medgar Evers 11/07/18

WILLIAMS, Jordan

		Field Goals					3-Point		F-Throws		Rebounds				Scoring						
SEASON	TEAM	GP-GS	MIN	AVG	FG-FGA	FG%	3FG-FGA	3FG%	FT-FTA	FT%	OFF	DEF	TOT	AVG	PF-FO	AST	TO	BLK	STL	PTS	AVG
2018-19	SF-NY	9-0	61	6.8	1-13	.077	0-10	.000	2-2	1.000	3	11	14	1.6	6-0	3	3	1	3	4	0.4
2019-20	SF-NY	1-0	15	15.0	2-4	.500	0-2	.000	0-0	.000	2	5	7	7.0	2-0	1	0	0	2	4	4.0
TOTAL		10-0	76	7.6	3-17	.176	0-12	.000	2-2	1.000	5	16	21	2.1	8-0	4	3	1	5	8	0.8

Single Game Highs

Statistic	Value	
Points	4	vs Medgar Evers 11/21/19
Rebounds	7	vs Medgar Evers 11/21/19
Assists	2	vs Medgar Evers 11/07/18
Steals	2	vs Medgar Evers 11/07/18, vs Medgar Evers 11/21/19
Blocks	1	vs Medgar Evers 11/07/18
FG Made	2	vs Medgar Evers 11/21/19
FG Attempts	6	vs Medgar Evers 11/07/18
3FG Attempts	4	vs Medgar Evers 11/07/18, vs St. Joseph's (Brkln) 12/03/18
FT Made	2	vs Medgar Evers 11/07/18
FT Attempts	2	vs Medgar Evers 11/07/18

STATS & INFO

St. Francis Brooklyn - Individual Game Highs

POINTS	24	Chauncey Hawkins vs Lafayette (11/09/2019)
	20	Trey Quartlebaum vs Medgar Evers (11/21/2019)
	17	Chauncey Hawkins vs Medgar Evers (11/21/2019)
	17	Yaradyah Evans vs Medgar Evers (11/21/2019)
	16	Chauncey Hawkins at NC State (11/16/2019)
	16	Deniz Celen vs Lafayette (11/09/2019)
FIELD GOALS MADE	7	Trey Quartlebaum vs Medgar Evers (11/21/2019)
	7	Chauncey Hawkins vs Medgar Evers (11/21/2019)
	7	Chauncey Hawkins vs Lafayette (11/09/2019)
FIELD GOAL ATTEMPTS	13	Trey Quartlebaum vs Medgar Evers (11/21/2019)
	13	Rob Higgins at NC State (11/16/2019)
	13	Chauncey Hawkins vs Lafayette (11/09/2019)
FIELD GOAL PERCENTAGE (min 5 made)	.700 (7-10)	Chauncey Hawkins vs Medgar Evers (11/21/2019)
	.667 (6-9)	Yaradyah Evans vs Medgar Evers (11/21/2019)
	.667 (6-9)	Deniz Celen vs Lafayette (11/09/2019)
3 PT FG MADE	4	Stevan Krtinic vs Medgar Evers (11/21/2019)
	4	Trey Quartlebaum vs Medgar Evers (11/21/2019)
3 PT FG ATTEMPTS	8	Trey Quartlebaum vs Medgar Evers (11/21/2019)
	6	Stevan Krtinic vs Medgar Evers (11/21/2019)
	6	Larry Moreno vs Medgar Evers (11/21/2019)
	6	Rob Higgins vs Medgar Evers (11/21/2019)
	6	Rob Higgins at NC State (11/16/2019)
	6	Unique McLean at Longwood (11/14/2019)
	6	Chauncey Hawkins at Fordham (11/05/2019)
3 PT FG PERCENTAGE (min 2 made)	1.000 (3-3)	Stevan Krtinic at Longwood (11/14/2019)
	1.000 (2-2)	Deniz Celen vs Lafayette (11/09/2019)
FREE THROWS MADE	10	Chauncey Hawkins vs Lafayette (11/09/2019)
	5	Yaradyah Evans vs Medgar Evers (11/21/2019)
FREE THROW ATTEMPTS	10	Chauncey Hawkins vs Lafayette (11/09/2019)
	6	Yaradyah Evans vs Medgar Evers (11/21/2019)
FREE THROW PERCENTAGE (min 3 made)	1.000 (10-10)	Chauncey Hawkins vs Lafayette (11/09/2019)
	1.000 (4-4)	Rob Higgins at Longwood (11/14/2019)
REBOUNDS	13	Yaradyah Evans vs Medgar Evers (11/21/2019)
	10	Deniz Celen vs Medgar Evers (11/21/2019)
	10	Unique McLean vs Lafayette (11/09/2019)
ASSISTS	5	Stevan Krtinic vs Medgar Evers (11/21/2019)
	4	Rob Higgins vs Medgar Evers (11/21/2019)
	4	Trey Quartlebaum vs Medgar Evers (11/21/2019)
	4	Chauncey Hawkins at Longwood (11/14/2019)
STEALS	3	Deniz Celen vs Lafayette (11/09/2019)
	2	Jordan Williams vs Medgar Evers (11/21/2019)
	2	Trey Quartlebaum vs Medgar Evers (11/21/2019)
	2	Rob Higgins vs Medgar Evers (11/21/2019)
	2	Chauncey Hawkins at Longwood (11/14/2019)
	2	Stevan Krtinic vs Lafayette (11/09/2019)
	2	Chauncey Hawkins at Fordham (11/05/2019)
BLOCKED SHOTS	2	Yaradyah Evans vs Medgar Evers (11/21/2019)
	2	Yaradyah Evans at NC State (11/16/2019)
	2	Christian Rohlehr vs Lafayette (11/09/2019)
	2	Chauncey Hawkins vs Lafayette (11/09/2019)
	2	Joshua Nurse at Fordham (11/05/2019)
TURNOVERS	4	Chauncey Hawkins at NC State (11/16/2019)
	4	Rob Higgins at NC State (11/16/2019)
	4	Chauncey Hawkins at Fordham (11/05/2019)
	4	Rosel Hurley at Fordham (11/05/2019)
FOULS	5	Chauncey Hawkins at Longwood (11/14/2019)
	4	Rosel Hurley at NC State (11/16/2019)
	4	Chauncey Hawkins at NC State (11/16/2019)
	4	Yaradyah Evans at Longwood (11/14/2019)
	4	Yaradyah Evans at Fordham (11/05/2019)
	4	Rosel Hurley at Fordham (11/05/2019)
	4	Chauncey Hawkins at Fordham (11/05/2019)

Opponent - Individual Game Highs

POINTS	23	Lorenzo Phillips at Longwood (11/14/2019)
	22	C.J. Bryce at NC State (11/16/2019)
	19	E.J. Stephens vs Lafayette (11/09/2019)
	19	Justin Jaworski vs Lafayette (11/09/2019)
	19	Chuba Ohams at Fordham (11/05/2019)
FIELD GOALS MADE	9	Justin Jaworski vs Lafayette (11/09/2019)
	8	Chuba Ohams at Fordham (11/05/2019)
FIELD GOAL ATTEMPTS	18	Chuba Ohams at Fordham (11/05/2019)
	17	Justin Jaworski vs Lafayette (11/09/2019)
FIELD GOAL PERCENTAGE (min 5 made)	.833 (5-6)	Myles Cherry vs Lafayette (11/09/2019)
	.700 (7-10)	DJ Funderburk at NC State (11/16/2019)
3 PT FG MADE	3	Lorenzo Phillips at Longwood (11/14/2019)
	3	Jordan Cintron at Longwood (11/14/2019)
	3	Erten Gazi at Fordham (11/05/2019)
3 PT FG ATTEMPTS	7	Kyle Stout vs Lafayette (11/09/2019)
	6	Justin Jaworski vs Lafayette (11/09/2019)
3 PT FG PERCENTAGE (min 2 made)	1.000 (3-3)	Jordan Cintron at Longwood (11/14/2019)
	1.000 (2-2)	Naquavah Jackson vs Medgar Evers (11/21/2019)
FREE THROWS MADE	8	C.J. Bryce at NC State (11/16/2019)
	7	E.J. Stephens vs Lafayette (11/09/2019)
FREE THROW ATTEMPTS	10	C.J. Bryce at NC State (11/16/2019)
	8	Juan Munoz at Longwood (11/14/2019)
	8	E.J. Stephens vs Lafayette (11/09/2019)
	8	Chuba Ohams at Fordham (11/05/2019)
FREE THROW PERCENTAGE (min 3 made)	1.000 (6-6)	Lorenzo Phillips at Longwood (11/14/2019)
	1.000 (4-4)	Jaylon Wilson at Longwood (11/14/2019)
REBOUNDS	13	Chuba Ohams at Fordham (11/05/2019)
	12	Myles Cherry vs Lafayette (11/09/2019)
ASSISTS	10	Marcus Lewis vs Medgar Evers (11/21/2019)
	9	Markell Johnson at NC State (11/16/2019)
STEALS	3	C.J. Bryce at NC State (11/16/2019)
	3	Markell Johnson at NC State (11/16/2019)
	3	E.J. Stephens vs Lafayette (11/09/2019)
	3	Chuba Ohams at Fordham (11/05/2019)
	3	Josh Colon at Fordham (11/05/2019)
	3	Kyle Rose at Fordham (11/05/2019)
BLOCKED SHOTS	2	Manny Bates at NC State (11/16/2019)
	1	Naquavah Jackson vs Medgar Evers (11/21/2019)
	1	Nagay Herrera Jr. vs Medgar Evers (11/21/2019)
	1	Devin Berrios vs Medgar Evers (11/21/2019)
	1	DJ Funderburk at NC State (11/16/2019)
	1	Leslie Nkereuwem at Longwood (11/14/2019)
	1	Lukas Jarrett vs Lafayette (11/09/2019)
TURNOVERS	11	Marcus Lewis vs Medgar Evers (11/21/2019)
	5	Markell Johnson at NC State (11/16/2019)
	5	Justin Jaworski vs Lafayette (11/09/2019)
FOULS	4	James Julien vs Medgar Evers (11/21/2019)
	4	Jericole Hellems at NC State (11/16/2019)
	4	Leslie Nkereuwem at Longwood (11/14/2019)
	4	Isaac Suffren vs Lafayette (11/09/2019)
	4	Justin Jaworski vs Lafayette (11/09/2019)
	4	Kyle Rose at Fordham (11/05/2019)

STATS & INFO

St. Francis Brooklyn - Game Highs

POINTS	122		Medgar Evers (11/21/2019)
	77		at Longwood (11/14/2019)
	73		Lafayette (11/09/2019)
	64		at NC State (11/16/2019)
	59		at Fordham (11/05/2019)
FIELD GOALS MADE	48		Medgar Evers (11/21/2019)
	29		at Longwood (11/14/2019)
FIELD GOAL ATTEMPTS	88		Medgar Evers (11/21/2019)
	66		at NC State (11/16/2019)
FIELD GOAL PERCENTAGE	.545	(48-88)	Medgar Evers (11/21/2019)
	.509	(29-57)	at Longwood (11/14/2019)
3 PT FG MADE	13		Medgar Evers (11/21/2019)
	8		at Longwood (11/14/2019)
3 PT FG ATTEMPTS	35		Medgar Evers (11/21/2019)
	25		at Fordham (11/05/2019)
3 PT FG PERCENTAGE	.417	(5-12)	Lafayette (11/09/2019)
	.381	(8-21)	at Longwood (11/14/2019)
FREE THROWS MADE	16		Lafayette (11/09/2019)
	13		Medgar Evers (11/21/2019)
FREE THROW ATTEMPTS	19		at Longwood (11/14/2019)
	19		Lafayette (11/09/2019)
FREE THROW PERCENTAGE	.842	(16-19)	Lafayette (11/09/2019)
	.722	(13-18)	Medgar Evers (11/21/2019)
REBOUNDS	59		Medgar Evers (11/21/2019)
	39		at NC State (11/16/2019)
ASSISTS	27		Medgar Evers (11/21/2019)
	14		at Fordham (11/05/2019)
STEALS	9		Medgar Evers (11/21/2019)
	7		at Fordham (11/05/2019)
BLOCKED SHOTS	5		Medgar Evers (11/21/2019)
	5		at NC State (11/16/2019)
	5		Lafayette (11/09/2019)
TURNOVERS	20		at NC State (11/16/2019)
	17		at Longwood (11/14/2019)
FOULS	27		at Fordham (11/05/2019)
	21		at NC State (11/16/2019)
	21		at Longwood (11/14/2019)

Opponent - Game Highs

POINTS	95		at NC State (11/16/2019)
	86		at Longwood (11/14/2019)
	72		Lafayette (11/09/2019)
	68		at Fordham (11/05/2019)
	58		Medgar Evers (11/21/2019)
FIELD GOALS MADE	36		at NC State (11/16/2019)
	28		at Longwood (11/14/2019)
FIELD GOAL ATTEMPTS	73		at NC State (11/16/2019)
	61		Lafayette (11/09/2019)
FIELD GOAL PERCENTAGE	.493	(36-73)	at NC State (11/16/2019)
	.475	(28-59)	at Longwood (11/14/2019)
3 PT FG MADE	9		at Longwood (11/14/2019)
	8		Lafayette (11/09/2019)
3 PT FG ATTEMPTS	28		Lafayette (11/09/2019)
	22		Medgar Evers (11/21/2019)
	22		at Longwood (11/14/2019)
3 PT FG PERCENTAGE	.412	(7-17)	at Fordham (11/05/2019)
	.409	(9-22)	at Longwood (11/14/2019)
FREE THROWS MADE	21		at Longwood (11/14/2019)
	20		at NC State (11/16/2019)
FREE THROW ATTEMPTS	31		at Fordham (11/05/2019)
	28		at NC State (11/16/2019)
FREE THROW PERCENTAGE	.778	(21-27)	at Longwood (11/14/2019)
	.769	(10-13)	Lafayette (11/09/2019)
REBOUNDS	48		at NC State (11/16/2019)
	39		at Fordham (11/05/2019)
ASSISTS	15		at NC State (11/16/2019)
	15		Lafayette (11/09/2019)
STEALS	10		at Fordham (11/05/2019)
	9		at NC State (11/16/2019)
BLOCKED SHOTS	3		Medgar Evers (11/21/2019)
	3		at NC State (11/16/2019)
TURNOVERS	25		Medgar Evers (11/21/2019)
	15		Lafayette (11/09/2019)
FOULS	21		at Longwood (11/14/2019)
	18		at NC State (11/16/2019)

STATS & INFO

St. Francis Brooklyn - Game Lows

POINTS	59		at Fordham (11/05/2019)
	64		at NC State (11/16/2019)
	73		Lafayette (11/09/2019)
	77		at Longwood (11/14/2019)
	122		Medgar Evers (11/21/2019)
FIELD GOALS MADE	23		at Fordham (11/05/2019)
	25		at NC State (11/16/2019)
FIELD GOAL ATTEMPTS	51		at Fordham (11/05/2019)
	57		at Longwood (11/14/2019)
	57		Lafayette (11/09/2019)
FIELD GOAL PERCENTAGE	.379	(25-66)	at NC State (11/16/2019)
	.451	(23-51)	at Fordham (11/05/2019)
3 PT FG MADE	4		at NC State (11/16/2019)
	5		Lafayette (11/09/2019)
3 PT FG ATTEMPTS	12		Lafayette (11/09/2019)
	15		at NC State (11/16/2019)
3 PT FG PERCENTAGE	.267	(4-15)	at NC State (11/16/2019)
	.280	(7-25)	at Fordham (11/05/2019)
FREE THROWS MADE	6		at Fordham (11/05/2019)
	10		at NC State (11/16/2019)
FREE THROW ATTEMPTS	9		at Fordham (11/05/2019)
	17		at NC State (11/16/2019)
FREE THROW PERCENTAGE	.579	(11-19)	at Longwood (11/14/2019)
	.588	(10-17)	at NC State (11/16/2019)
REBOUNDS	33		at Longwood (11/14/2019)
	33		at Fordham (11/05/2019)
ASSISTS	7		at NC State (11/16/2019)
	7		Lafayette (11/09/2019)
STEALS	4		at Longwood (11/14/2019)
	5		at NC State (11/16/2019)
BLOCKED SHOTS	4		at Longwood (11/14/2019)
	4		at Fordham (11/05/2019)
TURNOVERS	10		Medgar Evers (11/21/2019)
	14		Lafayette (11/09/2019)
FOULS	16		Lafayette (11/09/2019)
	18		Medgar Evers (11/21/2019)

Opponent - Game Lows

POINTS	58		Medgar Evers (11/21/2019)
	68		at Fordham (11/05/2019)
	72		Lafayette (11/09/2019)
	86		at Longwood (11/14/2019)
	95		at NC State (11/16/2019)
FIELD GOALS MADE	23		Medgar Evers (11/21/2019)
	24		at Fordham (11/05/2019)
FIELD GOAL ATTEMPTS	57		at Fordham (11/05/2019)
	59		at Longwood (11/14/2019)
FIELD GOAL PERCENTAGE	.383	(23-60)	Medgar Evers (11/21/2019)
	.421	(24-57)	at Fordham (11/05/2019)
3 PT FG MADE	3		at NC State (11/16/2019)
	7		Medgar Evers (11/21/2019)
	7		at Fordham (11/05/2019)
3 PT FG ATTEMPTS	16		at NC State (11/16/2019)
	17		at Fordham (11/05/2019)
3 PT FG PERCENTAGE	.188	(3-16)	at NC State (11/16/2019)
	.286	(8-28)	Lafayette (11/09/2019)
FREE THROWS MADE	5		Medgar Evers (11/21/2019)
	10		Lafayette (11/09/2019)
FREE THROW ATTEMPTS	13		Medgar Evers (11/21/2019)
	13		Lafayette (11/09/2019)
FREE THROW PERCENTAGE	.385	(5-13)	Medgar Evers (11/21/2019)
	.419	(13-31)	at Fordham (11/05/2019)
REBOUNDS	27		Medgar Evers (11/21/2019)
	33		at Longwood (11/14/2019)
ASSISTS	9		at Longwood (11/14/2019)
	12		Medgar Evers (11/21/2019)
STEALS	3		Medgar Evers (11/21/2019)
	5		at Longwood (11/14/2019)
	5		Lafayette (11/09/2019)
BLOCKED SHOTS	0		at Fordham (11/05/2019)
	1		at Longwood (11/14/2019)
	1		Lafayette (11/09/2019)
TURNOVERS	10		at Longwood (11/14/2019)
	10		at Fordham (11/05/2019)
FOULS	12		at Fordham (11/05/2019)
	15		Medgar Evers (11/21/2019)

STATS & INFO

Points

##	Player	G	Pts	Pts/G
04	Hawkins, Chauncey	5	82	16.4
03	Higgins, Rob	5	51	10.2
14	McLean, Unique	5	47	9.4
33	Celen, Deniz	5	42	8.4
01	Krtinic, Stevan	5	41	8.2
02	Hurley, Rosel	5	33	6.6
05	Evans, Yaradyah	5	28	5.6
41	Rohlehr, Christian	4	25	6.3
15	Quartlebaum, Trey	5	22	4.4
21	Cosic, Milija	5	14	2.8
11	Nurse, Joshua	5	6	1.2
45	Williams, Jordan	1	4	4.0

Scoring Average

##	Player	G	Pts	Pts/G
04	Hawkins, Chauncey	5	82	16.4
03	Higgins, Rob	5	51	10.2
14	McLean, Unique	5	47	9.4
33	Celen, Deniz	5	42	8.4
01	Krtinic, Stevan	5	41	8.2
02	Hurley, Rosel	5	33	6.6
41	Rohlehr, Christian	4	25	6.3
05	Evans, Yaradyah	5	28	5.6
15	Quartlebaum, Trey	5	22	4.4
45	Williams, Jordan	1	4	4.0
21	Cosic, Milija	5	14	2.8
11	Nurse, Joshua	5	6	1.2

Field Goal Percentage

##	Player	FG	Att	Pct
41	Rohlehr, Christian	11	15	.733
21	Cosic, Milija	7	11	.636
33	Celen, Deniz	18	32	.563
04	Hawkins, Chauncey	29	56	.518
45	Williams, Jordan	2	4	.500
11	Nurse, Joshua	3	6	.500
01	Krtinic, Stevan	13	28	.464
15	Quartlebaum, Trey	7	16	.438
02	Hurley, Rosel	13	30	.433
14	McLean, Unique	19	45	.422
05	Evans, Yaradyah	10	24	.417
03	Higgins, Rob	19	46	.413

Field Goal Attempts

##	Player	G	Att	Att/G
04	Hawkins, Chauncey	5	56	11.2
03	Higgins, Rob	5	46	9.2
14	McLean, Unique	5	45	9.0
33	Celen, Deniz	5	32	6.4
02	Hurley, Rosel	5	30	6.0

Field Goals Made

##	Player	G	Made	Made/G
04	Hawkins, Chauncey	5	29	5.8
03	Higgins, Rob	5	19	3.8
14	McLean, Unique	5	19	3.8
33	Celen, Deniz	5	18	3.6
02	Hurley, Rosel	5	13	2.6

3-Point FG Percentage

##	Player	3FG	Att	Pct
05	Evans, Yaradyah	3	5	.600
01	Krtinic, Stevan	8	19	.421
15	Quartlebaum, Trey	4	10	.400
04	Hawkins, Chauncey	5	13	.385
33	Celen, Deniz	3	8	.375
03	Higgins, Rob	8	24	.333
14	McLean, Unique	6	19	.316

3-Point FG Attempts

##	Player	G	Att	Att/G
03	Higgins, Rob	5	24	4.8
01	Krtinic, Stevan	5	19	3.8
14	McLean, Unique	5	19	3.8
04	Hawkins, Chauncey	5	13	2.6
15	Quartlebaum, Trey	5	10	2.0

3-Point FG Made

##	Player	G	Made	Made/G
03	Higgins, Rob	5	8	1.6
01	Krtinic, Stevan	5	8	1.6
14	McLean, Unique	5	6	1.2
04	Hawkins, Chauncey	5	5	1.0
15	Quartlebaum, Trey	5	4	0.8

STATS & INFO

Free Throw Percentage

##	Player	Made	Att	Pct
01	Krtinic, Stevan	7	8	.875
04	Hawkins, Chauncey	19	25	.760
14	McLean, Unique	3	4	.750
41	Rohlehr, Christian	3	4	.750
05	Evans, Yaradyah	5	7	.714
15	Quartlebaum, Trey	4	6	.667
02	Hurley, Rosel	7	12	.583
03	Higgins, Rob	5	9	.556
33	Celen, Deniz	3	7	.429

Free Throw Attempts

##	Player	G	Att	Att/G
04	Hawkins, Chauncey	5	25	5.0
02	Hurley, Rosel	5	12	2.4
03	Higgins, Rob	5	9	1.8
01	Krtinic, Stevan	5	8	1.6
05	Evans, Yaradyah	5	7	1.4

Free Throws Made

##	Player	G	Made	Made/G
04	Hawkins, Chauncey	5	19	3.8
02	Hurley, Rosel	5	7	1.4
01	Krtinic, Stevan	5	7	1.4
03	Higgins, Rob	5	5	1.0
05	Evans, Yaradyah	5	5	1.0

Rebounds

##	Player	G	Reb	Reb/G
14	McLean, Unique	5	32	6.4
05	Evans, Yaradyah	5	30	6.0
33	Celen, Deniz	5	28	5.6
04	Hawkins, Chauncey	5	20	4.0
02	Hurley, Rosel	5	17	3.4

Assists

##	Player	G	Ast	Ast/G
04	Hawkins, Chauncey	5	12	2.4
01	Krtinic, Stevan	5	12	2.4
03	Higgins, Rob	5	10	2.0
02	Hurley, Rosel	5	7	1.4
14	McLean, Unique	5	6	1.2

Rebounds Average

##	Player	G	Reb	Reb/G
45	Williams, Jordan	1	7	7.0
14	McLean, Unique	5	32	6.4
05	Evans, Yaradyah	5	30	6.0
33	Celen, Deniz	5	28	5.6
04	Hawkins, Chauncey	5	20	4.0

Steals

##	Player	G	Stl	Stl/G
04	Hawkins, Chauncey	5	6	1.2
03	Higgins, Rob	5	4	0.8
33	Celen, Deniz	5	4	0.8
01	Krtinic, Stevan	5	3	0.6
14	McLean, Unique	5	3	0.6

Offensive Rebounds

##	Player	G	OReb	OReb/G
05	Evans, Yaradyah	5	12	2.4
14	McLean, Unique	5	9	1.8
33	Celen, Deniz	5	8	1.6
41	Rohlehr, Christian	4	7	1.8
04	Hawkins, Chauncey	5	3	0.6

Blocked Shots

##	Player	G	Blk	Blk/G
05	Evans, Yaradyah	5	5	1.0
41	Rohlehr, Christian	4	5	1.3
04	Hawkins, Chauncey	5	4	0.8
33	Celen, Deniz	5	3	0.6
11	Nurse, Joshua	5	3	0.6

Defensive Rebounds

##	Player	G	DReb	DReb/G
14	McLean, Unique	5	23	4.6
33	Celen, Deniz	5	20	4.0
05	Evans, Yaradyah	5	18	3.6
04	Hawkins, Chauncey	5	17	3.4
02	Hurley, Rosel	5	14	2.8

Minutes

##	Player	G	Min	Min/G
04	Hawkins, Chauncey	5	141	28:15
14	McLean, Unique	5	126	25:18
01	Krtinic, Stevan	5	112	22:26
33	Celen, Deniz	5	110	21:59
03	Higgins, Rob	5	108	21:33

Fouls

##	Player	G	PF	PF/G
04	Hawkins, Chauncey	5	16	3.2
14	McLean, Unique	5	14	2.8
05	Evans, Yaradyah	5	12	2.4
02	Hurley, Rosel	5	11	2.2
33	Celen, Deniz	5	10	2.0

Turnovers

##	Player	G	TO	TO/G
04	Hawkins, Chauncey	5	12	2.4
14	McLean, Unique	5	11	2.2
02	Hurley, Rosel	5	11	2.2
01	Krtinic, Stevan	5	8	1.6
33	Celen, Deniz	5	8	1.6

Foul Outs

##	Player	G	FO
04	Hawkins, Chauncey	5	1

BOX SCORES

Official Basketball Box Score -- Game Totals -- Final Statistics St. Francis Brooklyn vs Fordham 11/05/19 9:30 pm at

St. Francis Brooklyn 59 • 0-1,0-0 NEC

#	Player	Total		3-Ptr	FT-FTA	Rebounds			PF	TP	A	TO	Blk	Stl	Min
		FG-FGA	FG-FGA			Off	Def	Tot							
05	EVANS, Yaradyah	f	1-5	1-2	0-0	2	5	7	4	3	0	1	1	1	15
33	CELEN, Deniz	f	4-7	1-3	0-0	0	5	5	3	9	3	1	1	0	29
02	HURLEY, Rosel	g	3-5	0-0	0-0	0	2	2	4	9	1	4	0	1	18
04	HAWKINS, Chauncey	g	4-10	1-6	3-4	1	3	4	4	12	3	4	0	2	31
14	MCLEAN, Unique	g	5-8	3-5	0-0	0	8	8	3	13	1	2	0	1	32
01	KRTINIC, Stevan	g	1-5	0-4	0-0	0	1	1	2	2	1	0	1	0	19
03	HIGGINS, Rob	g	4-8	1-4	0-0	0	1	1	2	1	0	0	1	0	20
11	NURSE, Josh	g	0-0	0-0	0-0	0	2	2	1	0	0	1	2	0	8
15	QUARTLEBAUM, Trey	g	0-0	0-0	0-0	0	0	0	1	0	0	0	1	1	9
21	COSIC, Milija	g	1-3	0-1	0-0	0	2	2	2	2	1	0	1	1	19
	Team					0	1	1							
Totals			23-51	7-25	6-9	4	29	33	27	59	14	16	4	7	200

FG % 1st Half: 11-21 52.4% 2nd half: 12-30 40.0% Game: 23-51 45.1% Deadball Rebounds 2
3FG % 1st Half: 5-12 41.7% 2nd half: 2-13 15.4% Game: 7-25 28.0%
FT % 1st Half: 3-5 60.0% 2nd half: 3-4 75.0% Game: 6-9 66.7%

Fordham 68 • 1-0,0-0 Atlantic

#	Player	Total		3-Ptr	FT-FTA	Rebounds			PF	TP	A	TO	Blk	Stl	Min
		FG-FGA	FG-FGA			Off	Def	Tot							
01	Chuba Ohams	f	8-18	0-1	3-8	5	8	13	2	19	2	2	0	3	30
03	Kyle Rose	g	0-6	0-2	1-4	0	3	3	4	1	3	1	0	3	28
05	Chris Austin	g	1-2	0-0	0-4	0	1	1	0	2	0	1	0	0	13
13	Antwon Portley	g	4-10	2-4	4-6	0	3	3	0	14	6	2	0	1	38
20	Ivan Raut	g	4-5	2-3	5-6	3	2	5	1	15	0	0	0	0	29
04	Erten Gazi	g	4-6	3-4	0-0	3	0	3	1	11	1	1	0	0	23
10	Ty Perry	g	1-5	0-2	0-1	0	3	3	0	2	0	0	0	0	16
21	Josh Colon	g	1-2	0-1	0-0	0	1	1	3	2	1	2	0	3	12
22	Joel Soriano	g	1-3	0-0	0-2	1	1	2	1	2	0	0	0	0	10
23	Lazar Skoric	g	0-0	0-0	0-0	0	0	0	0	0	0	0	0	0	1
	Team					2	3	5			1				
Totals			24-57	7-17	13-31	14	25	39	12	68	13	10	0	10	200

FG % 1st Half: 12-32 37.5% 2nd half: 12-25 48.0% Game: 24-57 42.1% Deadball Rebounds 8
3FG % 1st Half: 2-6 33.3% 2nd half: 5-11 45.5% Game: 7-17 41.2%
FT % 1st Half: 4-15 26.7% 2nd half: 9-16 56.3% Game: 13-31 41.9%

Officials: JW Lucas,Louie Andrakakos,Alfred Smith
Technical fouls: St. Francis Brooklyn-None. Fordham-None.
Attendance: 3200
2019-20 Men's Basketball. Round: 0. Fordham vs St. Francis Brooklyn. Played at

Score by periods	1st	2nd	Total
St. Francis Brooklyn	30	29	59
Fordham	30	38	68

Official Basketball Box Score -- Game Totals -- Final Statistics Lafayette vs St. Francis Brooklyn 11/09/19 2:00 pm at

Lafayette 72 • 1-1,0-0 Patriot

#	Player	Total		3-Ptr	FT-FTA	Rebounds			PF	TP	A	TO	Blk	Stl	Min
		FG-FGA	FG-FGA			Off	Def	Tot							
13	Sean Good	f	0-1	0-0	0-0	0	3	3	0	0	0	1	0	0	4
23	Lukas Jarrett	f	2-6	1-4	0-0	1	3	4	1	5	1	2	1	1	24
03	Tyrone Perry	g	3-5	1-2	0-0	0	2	2	3	7	4	2	0	0	20
11	Justin Jaworski	g	9-17	1-6	0-0	0	1	1	4	19	2	5	0	0	34
24	Kyle Stout	g	2-8	2-7	0-0	0	2	2	1	6	3	2	0	0	29
05	Isaac Suffern	g	1-4	0-2	0-1	2	0	2	4	2	0	0	0	0	19
20	E.J. Stephens	g	5-12	2-5	7-8	0	2	2	19	4	2	0	0	3	29
33	Leo O'Boyle	g	0-1	0-0	0-0	0	0	0	0	0	0	0	0	0	5
44	Dylan Hastings	g	0-1	0-1	0-0	1	3	4	0	0	0	0	0	0	11
45	Neal Quinn	g	0-0	0-0	0-0	0	0	0	0	0	0	0	0	0	2
54	Myles Cherry	g	5-6	1-1	3-4	2	10	12	1	14	1	1	0	1	29
	Team					1	2	3							
Totals			27-61	8-28	10-13	7	28	35	16	72	15	15	1	5	200

FG % 1st Half: 16-33 48.5% 2nd half: 11-28 39.3% Game: 27-61 44.3% Deadball Rebounds 1
3FG % 1st Half: 5-13 38.5% 2nd half: 3-15 20.0% Game: 8-28 28.6%
FT % 1st Half: 0-0 0.0% 2nd half: 10-13 76.9% Game: 10-13 76.9%

St. Francis Brooklyn 73 • 1-1,0-0 NEC

#	Player	Total		3-Ptr	FT-FTA	Rebounds			PF	TP	A	TO	Blk	Stl	Min
		FG-FGA	FG-FGA			Off	Def	Tot							
05	EVANS, Yaradyah	f	0-1	0-0	0-0	0	1	1	1	0	1	0	0	0	11
33	CELEN, Deniz	f	6-9	2-2	2-2	0	5	5	3	16	0	2	0	3	26
02	HURLEY, Rosel	g	2-5	0-0	1-2	0	4	4	2	5	1	2	0	0	28
04	HAWKINS, Chauncey	g	7-13	0-0	10-10	1	2	3	2	24	1	3	2	0	31
14	MCLEAN, Unique	g	3-7	1-2	2-2	2	8	10	3	9	0	2	1	1	29
01	KRTINIC, Stevan	g	3-7	1-3	0-0	1	4	5	0	7	3	2	0	2	23
03	HIGGINS, Rob	g	2-10	1-5	1-3	0	1	1	2	6	0	1	0	0	23
11	NURSE, Josh	g	0-1	0-0	0-0	0	0	0	0	0	0	1	0	0	2
15	QUARTLEBAUM, Trey	g	0-0	0-0	0-0	0	1	1	0	0	0	0	0	0	5
21	COSIC, Milija	g	0-1	0-0	0-0	0	0	0	1	0	0	1	0	0	10
41	ROHLEHR, Christian	g	3-3	0-0	0-0	1	2	3	2	6	1	0	2	0	12
	Team					0	1	1							
Totals			26-57	5-12	16-19	5	29	34	16	73	7	14	5	6	200

FG % 1st Half: 12-30 40.0% 2nd half: 14-27 51.9% Game: 26-57 45.6% Deadball Rebounds 1
3FG % 1st Half: 4-10 40.0% 2nd half: 1-2 50.0% Game: 5-12 41.7%
FT % 1st Half: 4-6 66.7% 2nd half: 12-13 92.3% Game: 16-19 84.2%

Officials: MikeLarney Fleury,Paul Faia,Tommy Deneen
Technical fouls: Lafayette-None. St. Francis Brooklyn-HURLEY, Rosel.
Attendance: 528
2019-20 Men's Basketball. Round: 0. Lafayette vs St. Francis Brooklyn. Played

Score by periods	1st	2nd	Total
Lafayette	37	35	72
St. Francis Brooklyn	32	41	73

Official Basketball Box Score -- Game Totals -- Final Statistics St. Francis Brooklyn vs NC State 11/16/19 12:00 pm at

St. Francis Brooklyn 64 • 1-3,0-0 NEC

#	Player		Total		3-Ptr	Rebounds			PF	TP	A	TO	Blk	Stl	Min
			FG-FGA	FG-FGA		FT-FTA	Off	Def							
05	EVANS, Yaradyah	f	2-7	1-1	0-1	3	5	8	1	5	0	1	2	0	19
33	CELEN, Deniz	f	1-3	0-1	0-1	1	3	4	1	2	1	1	1	1	17
02	HURLEY, Rosel	g	2-6	0-0	1-2	0	1	1	4	5	0	2	0	1	15
04	HAWKINS, Chauncey	g	6-12	1-1	3-5	1	7	8	4	16	1	4	0	1	27
14	MCLEAN, Unique	g	2-8	0-2	0-0	4	2	6	3	4	1	3	0	0	19
01	KRTINIC, Stevan		1-5	0-3	4-5	0	4	4	2	6	1	3	0	1	25
03	HIGGINS, Rob		5-13	2-6	0-0	0	0	0	12	3	4	0	1	26	
11	NURSE, Josh		1-2	0-0	0-0	1	0	1	2	2	0	1	1	0	10
15	QUARTLEBAUM, Trey		0-2	0-1	2-3	1	1	2	1	2	0	0	0	0	15
21	COSIC, Milija		2-2	0-0	0-0	0	0	0	2	4	0	1	0	0	14
41	ROHLEHR, Christian		3-6	0-0	0-0	4	0	4	1	6	0	0	1	0	13
	Team					0	1	1							
Totals			25-66	4-15	10-17	15	24	39	21	64	7	20	5	5	200

FG % 1st Half: 13-36 36.1% 2nd half: 12-30 40.0% Game: 25-66 37.9% Deadball Rebounds 1
3FG % 1st Half: 1-8 12.5% 2nd half: 3-7 42.9% Game: 4-15 26.7%
FT % 1st Half: 7-10 70.0% 2nd half: 3-7 42.9% Game: 10-17 58.8%

NC State 95 • 3-1,0-1 ACC

#	Player	FG	Total	3-Ptr	FG	Total	FT	FTA	Off	Def	Tot	PF	TP	A	TO	Blk	Stl	Min
04	Jericole Hellesms	f	4-7	0-1	4-5	2	2	4	4	12	0	2	0	0	20			
15	Manny Bates	f	5-8	0-0	2-3	1	2	3	1	12	0	0	2	0	18			
10	Braxton Beverly	g	2-5	2-4	0-0	1	3	4	2	6	2	2	0	0	24			
11	Markell Johnson	g	4-13	0-4	1-2	1	2	3	3	9	5	0	3	27				
13	C.J. Bryce	g	7-12	0-1	8-10	4	7	11	2	22	1	0	0	3	29			
00	DJ Funderburk		7-10	0-0	3-4	4	3	7	0	17	0	1	1	0	22			
02	Chase Graham		0-1	0-1	0-0	0	0	0	0	0	0	0	0	0	3			
22	Max Farthing		0-1	0-1	1-2	2	3	5	0	1	0	0	0	0	7			
24	Devon Daniels		6-11	0-1	1-2	0	3	3	3	13	3	2	0	2	29			
31	Pat Andree		1-5	1-3	0-0	0	3	3	3	3	0	0	0	1	21			
	Team					2	3	5										
Totals			36-73	3-16	20-28	17	31	48	18	95	15	12	3	9	200			

BOX SCORES

Official Basketball Box Score -- Game Totals -- Final Statistics Medgar Evers vs St. Francis Brooklyn 11/21/19 7:00 pm at

Medgar Evers 58 • 1-5,0-0 CUNYAC

#	Player	Total		3-Ptr	Rebounds			PF	TP	A	TO	Blk	Stl	Min	
		FG-FGA	FG-FGA	FT-FTA	Off	Def	Tot								
24	Nagay Herrera Jr.	f	0-1	0-0	1-2	0	2	2	3	1	0	1	1	0	12
34	Isaiah Garvey-Mwazi	c	5-9	1-2	0-0	0	1	1	2	11	1	1	0	0	27
05	Keison McIntosh	g	1-7	1-5	0-0	0	2	2	0	3	0	3	0	1	19
10	Elias Scott		3-12	2-5	1-3	0	5	5	0	9	1	1	0	0	28
32	Marcus Lewis	g	4-9	0-2	2-4	0	3	3	3	10	10	11	0	0	29
01	Dimitri Weeks		0-2	0-1	0-1	1	0	1	0	0	0	1	0	0	8
03	Devin Berrios		6-10	1-4	0-0	0	1	1	2	13	0	3	1	0	21
22	Zion Brown		0-0	0-0	0-0	0	0	0	0	0	0	0	0	0	5
25	Wilson Baltazar		0-1	0-1	0-0	0	0	0	0	0	0	0	0	0	5
3	Dontae Williams		0-1	0-0	1-2	1	0	1	0	1	0	0	0	0	6
33	Naquavah Jackson		4-6	2-2	0-1	0	6	6	1	10	0	1	1	2	28
35	James Julien		0-2	0-0	0-0	0	2	2	4	0	0	2	0	0	12
Team						2	1	3				1			
Totals			23-60	7-22	5-13	4	23	27	15	58	12	25	3	3	200
FG % 1st Half: 14-31 45.2% 2nd half: 9-29 31.0% Game: 23-60 38.3%															
3FG % 1st Half: 5-10 50.0% 2nd half: 2-12 16.7% Game: 7-22 31.8%															
FT % 1st Half: 0-3 0.0% 2nd half: 5-10 50.0% Game: 5-13 38.5%															
														Deadball	Rebounds
															1

Deadball
Rebounds
1

St. Francis Brooklyn 122 • 2-3,0-0 NEC

#	Player		Total		3-Ptr	Rebounds			PF	TP	A	TO	Blk	Stl	Min
			FG-FGA	FG-FGA	FT-FTA	Off	Def	Tot							
05	EVANS, Yaradyah	f	6-9	0-0	5-6	6	7	13	2	17	0	1	2	0	19
33	CELEN, Deniz	f	3-4	0-0	0-0	4	6	10	1	6	1	1	1	0	13
02	HURLEY, Rosel	g	3-7	0-0	1-2	1	2	3	1	7	3	0	0	0	13
04	HAWKINS, Chauncey	g	7-10	2-3	1-2	0	2	2	1	17	3	0	1	1	18
14	MCLEAN, Unique	g	4-10	0-4	0-0	1	0	1	3	8	1	2	0	0	15
00	MORENO, Larry		0-6	0-6	0-0	0	1	1	1	0	3	1	0	0	16
01	KRTINIC, Stevan		4-7	4-6	2-2	0	5	5	1	14	5	1	0	0	21
03	HIGGINS, Rob		4-8	3-6	0-1	0	1	1	1	11	4	1	0	2	18
11	NURSE, Josh		2-3	0-0	0-0	2	1	3	1	4	1	0	0	1	11
15	QUARTLEBAUM, Trey		7-13	4-8	2-3	1	0	1	1	20	4	1	0	2	19
21	COSIC, Milija		2-2	0-0	0-0	0	2	2	0	4	0	1	0	0	7
41	ROHLEHR, Christian		4-5	0-0	2-2	0	6	6	3	10	1	1	1	1	16
45	WILLIAMS, Jordan		2-4	0-2	0-0	2	5	7	2	4	1	0	0	2	14
Team						2	2	4							
Totals			48-88	13-35	13-18	19	40	59	18	122	27	10	5	9	200
FG % 1st Half: 23-41 56.1% 2nd half: 25-47 53.2% Game: 48-88 54.5%															
3FG % 1st Half: 6-16 37.5% 2nd half: 7-19 36.8% Game: 13-35 37.1%															
FT % 1st Half: 6-8 75.0% 2nd half: 7-10 70.0% Game: 13-18 72.2%															

Deadball
Rebounds
3

Officials: Jim Ostwalt,Vasili Rousseas,Doug Aprahamian

Technical fouls: Medgar Evers-None. St. Francis Brooklyn-None.

Attendance: 504

2019-20 Men's Basketball. Round: 0. Medgar Evers vs St. Francis Brooklyn. Play

Score by periods	1st	2nd	Total
Medgar Evers	33	25	58
St. Francis Brooklyn	58	64	122

	In	Off	2nd	Fast
Points	Paint	T/O	Chance	Break
MEC	26	6	0	0
SFBKM	62	30	21	34

Bench
24
67

Last FG - MEC 2nd-07:57, SFBKM 2nd-00:08.

Largest lead - MEC by 2 1st-19:29, SFBKM by 64 2nd-00:08.

MEC led for 00:12. SFBKM led for 38:52. Game was tied for 00:56.

Score tied - 1 time.
Lead changed - 1 time.

LAST TIME OUT

BROOKLYN HEIGHTS, NY – The St. Francis College Brooklyn men's basketball team (2-3) cruised past Medgar Evers (1-4) en route to its second win of the season as it defeated the Cougars, 122-58. The 122 points were the third-most that the Terriers ever scored in game and the most since they scored a program record 142 points on February 22, 2003, against LIU.

The 122 points are the most scored by a Northeast Conference (NEC) team this season as the Terriers eclipsed the 100-point plateau for the first time since December 3, 2018, against St. Joseph's (Brooklyn). St. Francis improved to 23-6 on its home court dating to the start of the 2017-18 season. The Terriers have won five out of their last six home contests dating to February 14, 2019.

A balanced scoring attack paced St. Francis to its second win of the season as 12 players registered points and six of them scored in double-figures. The Terriers took an early lead and never looked back. St. Francis went into the halftime break leading, 58-33, and then built on that lead in the second half as it outscored Medgar Evers, 64-25, in the second half as it ultimately won the game by a final score of 122-58.

The Terriers improved to 3-0 all-time vs. Medgar Evers, which includes wins in two-straight seasons over the Cougars inside the Daniel Lynch Gymnasium at the Pope Physical Education Center.

HOW IT HAPPENED:

St. Francis Brooklyn – 122 | Medgar Evers – 58

- The Terriers were led by freshman guard Trey Quartlebaum who scored a career-high 20 points on 7-of-13 shooting from the field and went 4-of-8 from behind the arc. The guard dished out four assists and swiped a pair of steals in 20 minutes of action. Quartlebaum scored 18 of his 20 points in the second half of play as he shot an efficient 6-of-10 from the floor in the second stanza.
- Junior forward Yaradyah Evans recorded his first-career double-double as he finished the contest with 17 points on 6-of-9 shooting from the field and grabbed a game-high 13 rebounds in 20 minutes of play. The 13 rebounds are the most by a Terrier in a single-game this season. His 13-rebound performance marked his third-best rebounding game of his career.
- In the midst of the high-scoring contest, sophomore guard Larry Moreno made his collegiate debut for the Terriers. Moreno logged 16 minutes on the court, dished out three assists, and grabbed a rebound in the first game of his career.
- Junior guard Chauncey Hawkins poured in 17 points on 7-of-10 shooting and dished out three assists in 18 minutes of action. Hawkins has scored in double-digits in all five games this season.
- Sophomore guard Stevan Krtinic filled the stat sheet with 14 points on 4-of-7 shooting from the floor and went 4-of-6 from behind the arc. The guard registered a career-high five assists and tallied five rebounds off the bench. Nine of his 14 points came in the first half as he shot 3-of-4 from three-point range.
- Freshman guard Rob Higgins finished the game with 11 points on 4-of-8 shooting and handed out a career-high four assists. The guard has scored 10 or more points in three consecutive games for the Terriers.
- Senior forward Christian Rohlehr scored 10 points on a near perfect 4-of-5 shooting from the field and grabbed six rebounds in 16 minutes of play off the bench.
- Junior guard Jordan Williams made his season debut of the Terriers. The guard scored four points on 2-of-4 shooting from the field, pulled down a career-high seven rebounds, and swiped two steals in 15 minutes of play off the bench.
- As a team, the Terriers shot a blistering 54.5 percent from the field and 37.1 percent from three-point range. The 13 made threes were a season-high for St. Francis. The Terriers scored 30 points off of turnovers, 62 points in the paint, 21 second chance points, 34 points off the fast break, and 67 points off the bench.

Official Basketball Box Score -- Game Totals -- Final Statistics Medgar Evers vs St. Francis Brooklyn 11/21/19 7:00 pm at

Medgar Evers 58 • 1-5,0-0 CUNYAC

#	Player	Total		3-Ptr		Rebounds		PF	TP	A	TO	Blk	Stl	Min
		FG-FGA	FG-FGA	FT-FTA	FT-FTA	Off	Def							
24	Nagay Herrera Jr.	f	0-1	0-0	1-2	0	2	2	3	1	0	1	1	0
34	Isaiah Garvey-Mwazi	c	5-9	1-2	0-0	0	1	1	2	11	1	1	0	27
05	Keison McIntosh	g	1-7	1-5	0-0	0	2	2	0	3	0	3	0	19
10	Elias Scott	g	3-12	2-5	1-3	0	5	5	0	9	1	1	0	28
32	Marcus Lewis	g	4-9	0-2	2-4	0	3	3	3	10	10	11	0	29
01	Dimitri Weeks		0-2	0-1	0-1	1	0	1	0	0	0	1	0	8
03	Devin Berrios		6-10	1-4	0-0	0	1	1	2	13	0	3	1	21
22	Zion Brown		0-0	0-0	0-0	0	0	0	0	0	0	0	0	5
25	Wilson Baltazar		0-1	0-1	0-0	0	0	0	0	0	0	0	0	5
31	Dontae Williams		0-1	0-0	1-2	1	0	1	0	1	0	0	0	6
33	Naquavah Jackson		4-6	2-2	0-1	0	6	6	1	10	0	1	1	28
35	James Julien		0-2	0-0	0-0	0	2	2	4	0	0	2	0	12
Team						2	1	3				1		
Totals			23-60	7-22	5-13	4	23	27	15	58	12	25	3	200

FG % 1st Half:	14-31	45.2%	2nd half:	9-29	31.0%	Game:	23-60	38.3%	Deadball
3FG % 1st Half:	5-10	50.0%	2nd half:	2-12	16.7%	Game:	7-22	31.8%	Rebounds
FT % 1st Half:	0-3	0.0%	2nd half:	5-10	50.0%	Game:	5-13	38.5%	1

St. Francis Brooklyn 122 • 2-3,0-0 NEC

#	Player	Total		3-Ptr		Rebounds		PF	TP	A	TO	Blk	Stl	Min
		FG-FGA	FG-FGA	FT-FTA	FT-FTA	Off	Def							
05	EVANS, Yaradyah	f	6-9	0-0	5-6	6	7	13	2	17	0	1	2	0
33	CELEN, Deniz	f	3-4	0-0	0-0	4	6	10	1	6	1	1	1	0
02	HURLEY, Rosel	g	3-7	0-0	1-2	1	2	3	1	7	3	0	0	13
04	HAWKINS, Chauncey	g	7-10	2-3	1-2	0	2	2	1	17	3	0	1	18
14	MCLEAN, Unique	g	4-10	0-4	0-0	1	0	1	3	8	1	2	0	15
01	MORENO, Larry		0-6	0-6	0-0	0	1	1	1	0	3	1	0	16
01	KRTINIC, Stevan		4-7	4-6	2-2	0	5	5	1	14	5	1	0	21
03	HIGGINS, Rob		4-8	3-6	0-1	0	1	1	1	11	4	1	0	18
11	NURSE, Josh		2-3	0-0	0-0	2	1	3	1	4	1	0	1	11
15	QUARTLEBAUM, Trey		7-13	4-8	2-3	1	0	1	1	20	4	1	0	19
21	COSIC, Milija		2-2	0-0	0-0	0	2	2	0	4	0	1	0	7
41	ROHLEHR, Christian		4-5	0-0	2-2	0	6	6	3	10	1	1	1	16
45	WILLIAMS, Jordan		2-4	0-2	0-0	2	5	7	2	4	1	0	0	14
Team						2	2	4						
Totals			48-88	13-35	13-18	19	40	59	18	122	27	10	5	200

FG % 1st Half:	23-41	56.1%	2nd half:	25-47	53.2%	Game:	48-88	54.5%	Deadball
3FG % 1st Half:	6-16	37.5%	2nd half:	7-19	36.8%	Game:	13-35	37.1%	Rebounds
FT % 1st Half:	6-8	75.0%	2nd half:	7-10	70.0%	Game:	13-18	72.2%	3

Officials: Jim Ostwalt,Vasili Rousseas,Doug Aprahamian
Technical fouls: Medgar Evers-None. St. Francis Brooklyn-None.

Attendance: 504

2019-20 Men's Basketball. Round: 0. Medgar Evers vs St. Francis Brooklyn. Play

Score by periods	1st	2nd	Total
Medgar Evers	33	25	58
St. Francis Brooklyn	58	64	122

Points	In	Off	2nd	Fast
MEC	26	6	0	0
SFBKM	62	30	21	34

Last FG - MEC 2nd-07:57, SFBKM 2nd-00:08.
Largest lead - MEC by 2 1st-19:29, SFBKM by 64 2nd-00:08.
MEC led for 00:12. SFBKM led for 38:52. Game was tied for 00:56.

Score tied - 1 time.
Lead changed - 1 time.