



***ST. FRANCIS BROOKLYN***  
***2019-20 MEN'S BASKETBALL MEDIA GUIDE***





# St. Francis Brooklyn Men's Basketball

180 Remsen Street | Brooklyn, NY | 11201

Media Guide | 718-489-5432 | MBB Contact: Rob DeVita (rdevita@sfc.edu)

## 2019-20 SCHEDULE

Date	Opponent	Time
11/5	at Fordham	9:30 PM
11/9	Lafayette	2:00 PM
11/14	at Longwood	6:00 PM
11/16	at NC State <sup>^</sup>	TBA
11/21	Medgar Evers	7:00 PM
11/26	at Little Rock <sup>^</sup>	6:30 PM (CT)/7:30 PM (ET)
11/30	at Saint Peter's	1:00 PM
12/5	at Hartford	7:00 PM
12/7	at UMass Lowell	1:00 PM
12/10	Presbyterian	3:00 PM
12/14	NJIT	2:00 PM
12/22	Delaware State	2:00 PM
1/2	Fairleigh Dickinson*	7:30 PM
1/9	at Robert Morris*	7:00 PM
1/11	at Saint Francis (PA)*	7:00 PM
1/15	LIU*	7:00 PM
1/18	at Wagner*	4:00 PM
1/20	at Mount St. Mary's*	7:00 PM
1/23	Robert Morris*	7:00 PM
1/25	Saint Francis (PA)*	4:00 PM
1/30	at Merrimack*	7:00 PM
2/1	Sacred Heart*	4:00 PM
2/6	at Bryant*	7:00 PM
2/8	Mount St. Mary's*	4:00 PM
2/13	Merrimack*	7:00 PM
2/18	at LIU*	5:00 PM
2/21	Bryant*	7:30 PM
2/23	Wagner*	4:00 PM
2/27	at Sacred Heart*	TBA
2/29	at Central Connecticut*	1:00 PM
3/4	NEC Tournament	TBA
3/7	NEC Tournament	TBA
3/10	NEC Tournament	TBA

Key:

Home | Away

\*NEC Game

<sup>^</sup>Barclays Center Classic

## KEY RETURNERS

• **Chauncey Hawkins** - Appeared in 30 games for the Terriers as a sophomore and averaged 24.8 minutes per contest. Registered 11.1 points, 2.2 rebounds, and 1.9 assists per game. Ranked 26th in the NEC in scoring with 11.1 points per game. Shot 34.3 percent (98-of-286) from the field and 77.6 percent (104-of-134) from the free-throw line. Led the Terriers in both free-throws made (104) and free-throws attempted (134). Finished 14th in the NEC in free-throw percentage (77.6%). Scored a career-high 27 points on 8-of-14 shooting from the field, 4-of-5 shooting from three, and 7-of-8 shooting from the line in a victory at Presbyterian. The Terriers were 4-0 when Hawkins scored 20 or more points in a game and he scored in double-digits 14 times as a sophomore.

• **Rosel Hurley** - Named to NEC Winter Academic Honor Roll. Played in 33 games and made 30 starts as a first-year Terrier. Averaged 9.0 points, 4.1 rebounds, and 1.3 assists per game in 21.9 minutes per game. Ranked fourth on the team in scoring and third in rebounding. Shot 50.4 percent from the field, which was the second-best on the team and ranked eighth in the NEC. Scored a season-high 20 points on 9-of-12 shooting from the floor in 31 minutes of play off the bench on February 16, against CCSU. The 20 points paced the Terriers' en route to a 90-79 victory over CCSU. Converted a season-best nine field goals in the 20-point effort against the Blue Devils. Grabbed a season-high eight rebounds on January 12, against Saint Francis (PA). Scored in double-digits 16 times and scored 20 or more points once.

• **Deniz Celen** - Appeared in 33 games, made 29 starts, and averaged 21.5 minutes per game for the Terriers. Tallied 7.6 points, 5.4 rebounds, and 1.5 assists per game during his junior campaign. Shot a team-best 51.6 percent (112-of-217) from the field, which was tied for the fifth-best mark in the NEC. Ranked 15th in the conference in rebounding with 5.4 per game. Has scored in double figures 13 times as a junior and poured in a career-high 18 points on January 21, in a road win over LIU Brooklyn. The forward grabbed a career-best 10 rebounds on three occasions and last did so on January 26, against Mount St. Mary's. He blocked a career-high five shots in a win over Saint Francis (PA) on January 12. He recorded back-to-back double-doubles against Fairleigh Dickinson and Mount St. Mary's on January 24, and January 26 respectively.

• **Yaradiah Evans** - Appeared in 33 games, made 31 starts, and logged 19.6 minutes per contest as a sophomore. Averaged 4.1 points and 5.2 rebounds per game. Ranked second on the Terriers in rebounds per game with 5.2. Tied for 17th in the conference in rebounds and ranked 11th in defensive rebounds per game with 4.06. Scored a career-high 11 points on 4-of-7 shooting from the field on January 3, against Bryant. Recorded 10 or more rebounds in a game five times and notched a career-high with 18 boards vs. Saint Peter's on December 15...He later grabbed 15 rebounds on the road at Sacred Heart on February 2...The 18 rebounds were the second-most by an NEC student-athlete in 2018-19...The 18 boards were also the most by a Terrier since Jalen Cannon, pulled down 20 against FDU on February 25, 2012...He was one of two players in the NEC to have multiple games with 15 or more rebounds in 2018-19.

• **Stevan Krtnic** - Named to NEC Winter Academic Honor Roll. Appeared in 28 games and made one start as a freshman. Recorded 3.9 points, 1.7 rebounds, and 1.0 assists, in 14.9 minutes per game. Poured in a season-high 19 points on 7-of-9 shooting from the field and 5-of-6 shooting from three against Hampton in the First Round of the CIT on March 21. The seven made field goals and five made three-pointers were both season-highs. Dished out a season-best four assists against the Pirates in the opening round of the CIT. Pulled down a season-high seven rebounds on January 26, at Mount St. Mary's (MD). Scored in double figures three times as a freshman. Paced the Terriers to a road win at Mount St. Mary's (MD) as he came off the bench to contribute 15 points on 5-of-7 shooting in a season-high 33 minutes.

# NEWS & NOTES

## TERRIERS WELCOME FOUR TO 2019-20 ROSTER

- **Unique McLean** - McLean, a Brooklyn, NY native returns to his hometown after spending his undergraduate career at the University of Massachusetts in the Atlantic 10. The 6-foot-2, 175-pound guard played in 56 games and made 28 starts over two seasons at UMass. He tallied 4.5 points, 4.3 rebounds, and 1.6 assists in 22.5 minutes per game as a member of the Minutemen.
- **Trey Quartlebaum** - Quartlebaum is a 6-foot-1, 175-pound combo guard from Lawrence, KS and attended Lawrence High School. He is originally from Dobbs Ferry, NY and played AAU ball for KC Run GMC. He averaged 16.0 points per game during his senior year at Lawrence and was a Kansas 6A All-State member. Additionally, he was tabbed to the Kansas Sunflower League First Team and Kansas All-Area Team. LHS advanced to the Kansas State Tournament all four seasons he was on the team.
- **Rob Higgins** - Higgins is a 6-foot-1, 175-pound guard from Middletown, NJ and played four years of varsity basketball at Middletown North High School. Additionally, he played AAU ball for New Heights NYC. The Jersey Shore native concluded his high school career as one of the most prolific scorers in the history of the Shore Conference. Higgins finished his career with 2,278 points, the third-most all-time in the history of the league. He became the first student-athlete ever to lead the Shore Conference in scoring three times.
- **Alex May** - May is a 6-foot-1 guard from Englewood, NJ. Attended St. Mary High School and Andrews Osborne Academy where he played on the varsity basketball team at each school. Played AAU ball for NJ fire and Playtime Panthers. Averaged 13.0 points per game in high school and was named an All-League player.

## CATCH US ON TELEVISION

The men's basketball team is slated to go head-to-head with the LIU Sharks on television twice this season as announced by the NEC on Monday, October 21. The first meeting between the local rivals comes from the Pope Physical Education Center in Brooklyn Heights on Wednesday, January 15, at 7 p.m. live on SNY. The 2020 edition of the Battle of Brooklyn takes place on Tuesday, February 18, at 5 p.m., and will broadcast live on ESPNU. The Terriers swept LIU last season including a 79-70 victory on the road at the Steinberg Wellness Center that aired on ESPN3.

## TERRIERS COACHING RECORDS

St. Francis Brooklyn men's basketball head coach Glenn Braica passed Rody Cooney for third place on the program all-time wins list for victories by a head coach on Sunday, November 18, 2018, vs. Lafayette. Braica is just one of four Terriers' head coaches to win over 100 games in their career.

Rk	Coach	Yrs	G	W	L
1	Daniel Lynch (1948-69)	21	520	283	237
2	Ron Ganulin (1991-2005)	14	394	187	207
3	Glenn Braica (2010-Pres)	10	284	132	152
4	Rody Cooney (1932-41)	9	193	116	77
5	Joseph Brennan (1941-48)	7	136	90	46

## NEC COACHING VETERANS

Head coach Glenn Braica and Robert Morris' head coach Andrew Toole are the two longest-tenured head coaches in the NEC as they both took over their respective programs before the 2010-11 season. Toole is the active leader for wins at an NEC institution with 168, Braica is right behind Toole in second with 132. LIU's Derek Kellogg has the most career wins of any coach in the NEC with 189 (nine years at UMass, two years at LIU Brooklyn).

## QUICK FACTS

Location.....	Brooklyn Heights, NY
Founded.....	1859
Enrollment.....	2,700
Nickname.....	Terriers
Colors.....	Red & Royal
Home Court.....	Pope Physical Education Center (1,200)
Affiliation.....	NCAA Division I
Conference.....	Northeast Conference
President.....	Miguel Martinez-Saenz
Director of Athletics.....	Irma Garcia
Athletic Department Website.....	SFCathletics.com
Athletic Department Twitter.....	@SFBKTerriers
Athletic Department Instagram.....	@SFBKTerriers
Men's Basketball Twitter.....	@sfbkmbb
Men's Basketball Instagram.....	@sfbkmbb
Athletic Department Phone.....	(718) 489-5490

## BASKETBALL HISTORY

Founded.....	1896 (Oldest Collegiate Basketball Program in NYC)
Year of First Game.....	1901-02
All-Time Record.....	1227-1282 (.489)
All-Time NEC Record.....	265-287 (.480)
All-Time NEC Tournament Record.....	12-30 (.285)
NIT Years (Record)/Last.....	4 (3-5)/2015
CIT Years (Record)/Last.....	1 (0-1)/2019
20-Win Seasons/Last.....	9/2014-15

## COACHING STAFF

Head Coach.....	Glenn Braica
Alma Mater.....	Queens College '89
Overall Record.....	132-152 (10th Season)
Best time to Reach Coach.....	Contact DeVita
Associate Head Coach.....	Clive Bentick (Canisius College '01)
Assistant Coach.....	Ron Ganulin (Long Island University '68)
Assistant Coach.....	Jamaal Womack (St. Francis Brooklyn '09)
Director of Basketball Operations.....	Aleksandar Isailovic (St. Francis Brooklyn '14)

## 2019-20 TEAM

Letterwinners Returning/Lost.....	10/4
2018-19 Overall.....	17-16 (H: 11-3; A: 6-12; N: 0-1)
2018-19 NEC.....	9-9 (H: 6-3; A: 3-6)
2018-19 NEC Finish.....	5th out of 10
2019 NEC Tournament.....	Quarterfinals, L 65-69 (OT) vs. Robert Morris

## Athletic Communications

MBB Contact.....	Rob DeVita (St. Francis Brooklyn '15)
NEC Front Row Contact.....	Luis Velez (St. Francis Brooklyn '18)
Athletic Communications Assistant.....	Joey Jarzynka (St. John's '18)
Graduate Assistant.....	Steven Brennan (St. Francis Brooklyn '19)

# NEWS & NOTES

## NON-CONFERENCE SCHEDULE NOTABLES

Four of St. Francis' upcoming non-conference opponents participated in postseason play last season. NC State earned a bid to the National Invitation Tournament (NIT), Longwood competed in the College Basketball Invitational (CBI), while both Presbyterian and NJIT took part in the CollegeInsider.com Postseason Tournament (CIT).

The Terriers begin the season on the road as they face local foe Fordham on Tuesday, November 5, at 9:30 p.m. in the Bronx. St. Francis and Fordham go head-to-head for the second time in the last three seasons. St. Francis is 2-3 in its last five contests against the Rams, and it earned its last win against the Atlantic-10 member on November 26, 2005.

St. Francis welcomes Lafayette to the Pope Physical Education Center for the 2019-20 home opener on Saturday, November 9, at 2 p.m. The Terriers and Leopards met last season in Easton, PA, as St. Francis picked up an, 84-72, victory. The Terriers are 4-1 in their last five games against Lafayette.

Following the home opener, the Terriers embark on a two-game road trip as they head to Farmville, VA to play Longwood on Thursday, November 14, at 6 p.m. The meeting marks the first in history between the two programs. On Saturday, November 16, St. Francis travels to Raleigh, NC to square off with ACC power NC State in the first game of the Barclays Center Classic. It will be only the second time in history that the Terriers and Wolfpack are slated to meet. After a brief return to the Pope, the Terriers begin a four-game road trip starting with the second game of the Barclays Center Classic against Little Rock on Tuesday, November 26, at 6:30 (CT) in Little Rock, AK. St. Francis and Little Rock are set to meet for the first time in history.

For the fifth year in a row, the Terriers face tri-state foe Saint Peter's on Saturday, November 30, at the Yanitelli Center in Jersey City, NJ. The Terriers earned a 56-53 victory over the Peacocks last season en route to a sweep against MAAC members in 2018-19 (went 3-0 against MAAC teams). St. Francis continues its road swing on Thursday, December 5, against Hartford. The Terriers knocked off the Hawks, 74-67, in their last meeting in 2015.

For the second-straight year, St. Francis has UMass Lowell, Presbyterian, and NJIT on its non-conference schedule. The Terriers close out their four-game road trip against UMass Lowell on Saturday, December 7. St. Francis defeated the River Hawks, 75-69, last December behind 18 points off the bench from Chauncey Hawkins.

St. Francis concludes non-conference action with a three-game homestand beginning on Tuesday, December 10, against Presbyterian, at 3 p.m. The Terriers picked up a gritty, 90-86, win over the Blue Hose last season in Clinton, SC. Hawkins exploded for 27 points off the bench in the victory, while Deniz Celen added 11 points, and Rosel Hurley tallied 10 points and seven rebounds.

The Terriers final two games of the non-conference schedule come against NJIT and Delaware State respectively. On Saturday, December 14, St. Francis hosts the Highlanders at 2 p.m. inside the Pope. The Terriers last non-conference matchup features Delaware State on Sunday, December 22, at 2 p.m. St. Francis faces the Hornets for the first time since 2014.

## CONFERENCE SCHEDULE NOTABLES

- Longest homestand: two games (three times).
- Longest road trip: two games (three times).
- Faces Merrimack for the first time in program history on January 30.
- Plays Central Connecticut State and Fairleigh Dickinson one time each.
- The Western, PA trip is the first road trip of the conference slate (Jan. 9-11).
- Terriers are 86-74 under coach Braica in NEC play during his tenure as head coach.
- **Games breakdown by days of the week:**
  - Monday – 1 game (last time played NEC game on a Monday, Jan. 21, 2019)
  - Tuesday – 1 game (last time played NEC game on a Tuesday, Feb. 18, 2014)
  - Wednesday – 1 game (last time played NEC game on a Wednesday, Feb. 15, 2017)
  - Thursday – 7 games (last time played NEC game on a Thursday, Feb. 28, 2019)
  - Friday – 1 game (last time played NEC game on a Friday, Dec. 29, 2017)
  - Saturday – 6 games (last time played NEC game on a Saturday, Mar. 2, 2019)
  - Sunday – 1 game (last time played NEC game on a Sunday, Dec. 31, 2017)

## 2018-19 IN REVIEW

The 2018-19 campaign was certainly a year full of real positives and obvious progress for New York City's oldest collegiate program. Their winning season (17-16) was highlighted early on by a successful non-conference start and was capped off by a national postseason invitation to the CollegeInsider.com Tournament (CIT). There were several individual postseason accolades for Terrier players, as well. The non-conference portion of the St. Francis schedule (eight) saw solid road wins over Lafayette, Niagara, and a very tough Presbyterian squad, as well as satisfying home victories over UMass Lowell and local rivals Saint Peter's and Manhattan. The eight non-conference wins were one shy of tying the NEC non-conference wins record which the Terriers set back in 2013-14. Also, the Terriers put a real scare into ACC member Boston College. The Terriers posted a combine 5-0 mark against city rivals Manhattan, LIU, and Wagner. They also went a perfect 3-0 against Metro Atlantic Athletic Conference (MAAC) members Manhattan, Niagara, and Saint Peter's. Their 17 wins was St. Francis' highest victory total since the 2014-15 season, a year which saw the Terriers win 23 games and earn a berth in the National Invitation Tournament (NIT). Throughout the 2018-19 season, St. Francis retained its reputation as one of the toughest teams in the NEC to score against, relying on their signature man-to-man defense to limit opponents to 32.0 percent shooting from beyond the three-point line. That tenacious effort ranked the Terriers among the top 50 schools in NCAA Division I in that defensive category.

## CB ELEVATED TO ASSOCIATE HC

On August 7, men's basketball head coach Glenn Braica announced the promotion of Clive Bentick to associate head coach. Bentick enters his 13th season on staff at St. Francis and has helped guide the Terriers to 10 Northeast Conference (NEC) Tournament appearances during his tenure. Bentick has 18 years of Division I basketball experience under his belt, including four seasons as a standout point guard at Metro Atlantic Athletic Conference (MAAC) member Canisius College. Bentick played an integral role in the Terriers last two national postseason appearances. This past season, St. Francis earned a postseason berth into the CollegeInsider.com Postseason Tournament (CIT) after a 17-win campaign. St. Francis notched eight non-conference wins in 2018-19, just one shy of the program and conference record set by the Terriers in 2013-14. He helped the Terriers to 23 victories in 2014-15 as they claimed the NEC Regular Season Title and earned a trip to the National Invitation Tournament (NIT) for the first time since 1963.



# NEWS & NOTES

## 2018-19 NEC STANDINGS

School	NEC	Pct.	Overall	Pct.	Streak	Home	Away	Neutral
1. Saint Francis U *	12-6	0.667	18-15	0.545	L2	12-4	6-11	0-0
2. Fairleigh Dickinson *^	12-6	0.667	21-14	0.600	L1	13-4	7-9	1-1
3. Sacred Heart *	11-7	0.611	15-17	0.469	L1	10-3	4-13	1-1
4. Robert Morris *	11-7	0.611	18-17	0.514	L1	13-4	5-13	0-0
5. St. Francis Brooklyn *	9-9	0.500	17-16	0.515	L3	11-3	6-12	0-1
6. LIU Brooklyn *	9-9	0.500	16-16	0.500	L1	8-5	7-10	1-1
7. Wagner *	8-10	0.444	13-17	0.433	L5	7-7	6-10	0-0
8. Bryant *	7-11	0.389	10-20	0.333	L3	8-6	2-14	0-0
9. Mount St. Mary's	6-12	0.333	9-22	0.290	W1	4-9	5-13	0-0
10. Central Connecticut	5-13	0.278	11-20	0.355	L6	5-7	5-12	1-1

\* Clinched NEC Tournament berth

^ NEC Tournament Champions

## 2018-19 NEC RANKINGS

The Terriers allowed the third-fewest points per game (70.3 ppg), had the fifth-best scoring margin (+1.1) in the NEC last season. St. Francis Brooklyn was tied for the second-toughest team in the conference to shoot against, opposing teams are shoot 43.0 percent from the field against the Terriers. Opposing teams shot only 32.4 percent from behind the arc which was the lowest mark in the conference. St. Francis Brooklyn was the fifth-best rebounding team (36.1 rpg). The Terriers were the third-best defensive rebounding team in the conference averaging 25.5 per game. As a team, the Terriers blocked 4.1 shots per game and were third in the league in blocks per game. St. Francis Brooklyn was second in the league in threes per game (8.2). Deniz Celen and Rosel Hurley cracked the top 10 in field goal percentage. Celen was tied for fifth with a 51.6 field goal percentage, while Hurley ranked eighth in the league at 50.4 percent.

## 2020 NEC CHAMPIONSHIP INFORMATION

The 2020 NEC Men's Basketball Championship takes place on March 4, 7 & 10 at campus sites. For the 16th straight year, the NEC Men's Basketball Tournament will consist of an eight-team playoff format with all games played at the home of the higher seed. After the quarterfinals, the teams will be reseeded, so the highest remaining seed plays the lowest remaining seed in the semifinals. When March hits, ESPN3 will carry the men's semifinals on Saturday, March 7. As part of the network's Championship Week coverage, the NEC men's title game will be televised by ESPN or ESPN2 for the 33rd straight year on Tuesday, March 10 at 7:00 pm.

## NEC FRONT ROW

All home and conference games will be streamed on NEC Front Row the online digital network of the Northeast Conference. With live webcasts, highlight packages, coaches shows, full-game archives, and interactive social media components, this state-of-the-art site is the one-stop shop for everything NEC. NEC Front Row content is free, visit [necfrontrow.com](http://necfrontrow.com) to begin watching the Terriers at home or on the road.

## MEDIA INFORMATION

Credential requests must be made by sports editors or sports directors via e-mail no later than 24 hours before an event. Credential requests via e-mail can be sent to the following: [rdevita@sfc.edu](mailto:rdevita@sfc.edu). All interview requests for head coach Glenn Braica should be directed to Rob DeVita in the St. Francis Brooklyn Athletic Communications office. Interviews with St. Francis Brooklyn coaches and student-athletes should be arranged through the Athletic Communications office. The personal contact information of coaches and student-athletes will not be made available for distribution. Coaches and student-athletes will be made available for post games interviews following a 10-minute cooling off period. Please, direct post game interview requests to a member of the St. Francis Brooklyn Athletic Communications staff. Photographers with proper credentials are permitted to photograph any of St. Francis Brooklyn's intercollegiate sports in accordance with security policies. Contact the Athletic Communications office for event credentials.

## 2018-19 OVERALL TEAM STATS

Category	Total	NEC
Scoring Offense	71.1	15th
Scoring Defense	70.3	3rd
Scoring Margin	+0.8	5th
Field Goal Pct	.423	6th
FG Pct. Defense	.430	12nd
3-Pt. FG Pct	.335	6th
3-Pt. FGs Per Game	8.18	2nd
3-Pt. FG Pct Defense	.324	1st
Free-Throw Pct	.678	10th
Rebounding Avg	36.1	5th
Opponent Reb. Avg	37.5	10th
Rebounding Margin	-1.4	8th
Offensive Rebounds	10.61	6th
Defensive Rebounds	25.48	3rd
Assists Per Game	11.73	6th
Steals Per Game	5.88	6th
Blocks Per Game	4.12	3rd
Turnover Margin	+1.33	1st
Assist-TO Ratio	0.94	5th

## 2018-19 TEAM STATS IN NEC PLAY

Category	Total	NEC
Scoring Offense	70.3	6th
Scoring Defense	69.8	3rd
Scoring Margin	+0.5	6th
Field Goal Pct	.432	17th
FG Pct. Defense	.428	4th
3-Pt. FG Pct	.326	7th
3-Pt. FGs Per Game	7.6	6th
3-Pt. FG Pct Defense	.320	1st
Free-Throw Pct	.702	8th
Rebounding Avg	34.0	6th
Opponent Reb. Avg	36.3	8th
Rebounding Margin	-2.3	9th
Offensive Rebounds	10.2	7th
Defensive Rebounds	23.8	5th
Assists Per Game	11.6	16th
Steals Per Game	6.1	5th
Blocks Per Game	3.7	13rd
Turnover Margin	+1.67	1st
Assist-TO Ratio	0.95	6th

# NEWS & NOTES

## 2018-19 COMBINED TEAM STATS

RECORD:	OVERALL	HOME	AWAY	NEUTRAL
ALL GAMES	17-16	11-3	6-12	0-1
CONFERENCE	9-9	6-3	3-6	0-0
NON-CONFERENCE	8-7	5-0	3-6	0-1

			Total				3-Point		F-Throw		Rebounds													
##	Player	gp-gs	min	avg	fg-fga	fg%	3fg-fga	3fg%	ft-fa	ft%	off	def	tot	avg	pf	dq	a	to	blk	stl	pts	avg		
14	JORDAN, Jalen	33-33	1033	31.3	156-364	.429	89-212	.420	88-109	.807	15	103	118	3.6	51	1	48	54	8	16	489	14.8		
10	SANABRIA, Glenn	33-33	1016	30.8	144-377	.382	63-181	.348	54-91	.593	27	76	103	3.1	73	1	86	57	12	46	405	12.3		
04	HAWKINS, Chauncey	30-0	743	24.8	98-286	.343	32-108	.296	104-134	.776	13	53	66	2.2	65	1	58	57	4	29	332	11.1		
02	HURLEY, Rosel	33-30	723	21.9	121-240	.504	8-29	.276	48-78	.615	52	83	135	4.1	77	1	44	53	5	23	298	9.0		
33	CELEN, Deniz	33-29	709	21.5	112-217	.516	14-57	.246	12-22	.545	54	123	177	5.4	90	3	49	42	31	16	250	7.6		
13	WILLIAMS, Keon	33-4	672	20.4	51-121	.421	26-78	.333	15-25	.600	26	71	97	2.9	51	0	25	18	4	15	143	4.3		
05	EVANS, Yaradyah	33-31	648	19.6	52-143	.364	15-69	.217	16-27	.593	39	134	173	5.2	77	1	25	40	20	28	135	4.1		
01	KRTINIC, Stevan	28-1	418	14.9	38-75	.507	20-44	.455	13-17	.765	7	40	47	1.7	33	0	29	25	1	5	109	3.9		
41	ROHLEHR, Christian	29-0	291	10.0	34-66	.515	0-0	.000	21-43	.488	44	47	91	3.1	51	0	3	19	32	9	89	3.1		
20	JOHNSON, Cori	32-4	285	8.9	33-82	.402	3-18	.167	17-25	.680	19	39	58	1.8	57	0	17	28	15	3	86	2.7		
40	BECKFORD, Bryant	6-0	26	4.3	1-5	.200	0-0	.000	3-7	.429	1	2	3	0.5	4	0	0	2	3	1	5	0.8		
45	WILLIAMS, Jordan	9-0	61	6.8	1-13	.077	0-10	.000	2-2	1.000	3	11	14	1.6	6	0	3	3	1	3	4	0.4		
Team											50	59	109		1	13								
Total.....		33	6625		841-1989	.423	270-806	.335	393-580	.678	350	841	1191	36.1	636	8	387	411	136	194	2345	71.1		
Opponents.....		33	6625		803-1866	.430	190-587	.324	524-717	.731	327	909	1236	37.5	591	-	360	455	125	169	2320	70.3		

TEAM STATISTICS	SFBKM	OPP	Date	Opponent	Score	Att.
SCORING	2345	2320	11/07/18	MEDGAR EVERS	W 92-42	386
Points per game	71.1	70.3	11/11/18	at Boston College	L 69-74	3974
Scoring margin	+0.8	-	11/14/18	at Richmond	L 66-88	6851
FIELD GOALS-ATT	841-1989	803-1866	11/18/18	at Lafayette	W 84-72	1146
Field goal pct	.423	.430	11/23/18	vs IUPUI	L 48-68	910
3 POINT FG-ATT	270-806	190-587	11/24/18	at Niagara University	W 75-63	837
3-point FG pct	.335	.324	11/28/18	at Presbyterian	W 90-86	409
3-pt FG made per game	8.2	5.8	12/03/18	ST. JOSEPH'S (BRKLN)	W 104-75	574
FREE THROWS-ATT	393-580	524-717	12/8/18	at NJIT	L 60-82	525
Free throw pct	.678	.731	12/11/18	UMASS LOWELL	W 75-69	518
F-Throws made per game	11.9	15.9	12/15/18	SAINT PETER'S	W 56-53	448
REBOUNDS	1191	1236	12/19/18	at St. John's	L 52-86	5151
Rebounds per game	36.1	37.5	12/23/18	MANHATTAN	W 72-56	612
Rebounding margin	-1.4	-	* 01/03/19	at Bryant	L 66-76	483
ASSISTS	387	360	* 01/05/19	at Wagner	W 66-59	1303
Assists per game	11.7	10.9	* 01/10/19	ROBERT MORRIS	L 49-52	421
TURNOVERS	411	455	* 01/12/19	SAINT FRANCIS (PA)	W 72-68	413
Turnovers per game	12.5	13.8	* 01/19/19	SACRED HEART	W 92-85	471
Turnover margin	+1.3	-	* 01/21/19	at LIU Brooklyn	W 79-70	758
Assist/turnover ratio	0.9	0.8	* 01/24/19	at Fairleigh Dickinson	L 58-60	592
STEALS	194	169	* 1/26/19	at Mount St. Mary's	W 74-67	3011
Steals per game	5.9	5.1	* 01/31/19	at Central Conn. St.	L 72-78	894
BLOCKS	136	125	* 02/02/19	at Sacred Heart	L 62-71	638
Blocks per game	4.1	3.8	* 02/07/19	WAGNER	W 51-44	478
ATTENDANCE	7407	33668	* 02/09/19	FAIRLEIGH DICKINSON	L 73-84	707
Home games-Avg/Game	14-529	18-1820	* 02/14/19	LIU BROOKLYN	W 83-76	672
Neutral site-Avg/Game	-	1-910	* 02/16/19	CENTRAL CONN. ST.	W 90-79	631
			* 02/21/19	at Saint Francis (PA)	L 71-81	1030
			* 02/23/19	at Robert Morris	L 62-67	1016
			* 02/28/19	BRYANT	W 74-66	428
			* 03/02/19	MT. ST. MARY'S	L 71-73	648
			03/06/19	at Robert Morris	Lot 65-69	1016
			03/21/19	at Hampton	L 72-81	3124

\* - Conference game



# NEWS & NOTES

## 2018-19 COMBINED CONFERENCE TEAM STATS

RECORD:	OVERALL	HOME	AWAY	NEUTRAL
ALL GAMES	9-9	6-3	3-6	0-0
CONFERENCE	9-9	6-3	3-6	0-0
NON-CONFERENCE	0-0	0-0	0-0	0-0

#	Player	gp-gs	min	avg	Total		3-Point		F-Throw		Rebounds								a	to	blk	stl	pts	avg
					fg-fga	fg%	3fg-fga	3fg%	ft-fa	ft%	off	def	tot	avg	pf	dq								
14	JORDAN, Jalen	18-18	597	33.2	88-204	.431	44-111	.396	52-62	.839	10	58	68	3.8	28	1	29	27	3	7	272	15.1		
10	SANABRIA, Glenn	18-18	563	31.3	86-212	.406	36-99	.364	34-59	.576	13	43	56	3.1	41	0	38	37	5	29	242	13.4		
04	HAWKINS, Chauncey	15-0	364	24.3	46-122	.377	14-44	.318	51-64	.797	7	23	30	2.0	27	0	29	24	2	16	157	10.5		
02	HURLEY, Rosel	18-15	409	22.7	70-133	.526	5-15	.333	28-47	.596	27	42	69	3.8	42	0	27	30	1	9	173	9.6		
33	CELEN, Deniz	18-18	451	25.1	76-142	.535	10-39	.256	8-14	.571	40	74	114	6.3	58	2	35	26	23	13	170	9.4		
13	WILLIAMS, Keon	18-4	371	20.6	27-69	.391	14-43	.326	6-10	.600	12	36	48	2.7	26	0	11	8	4	8	74	4.1		
05	EVANS, Yaradyah	18-16	312	17.3	25-68	.368	6-30	.200	9-13	.692	24	57	81	4.5	42	0	12	23	8	19	65	3.6		
01	KRTINIC, Stevan	17-1	277	16.3	20-46	.435	8-26	.308	10-12	.833	7	28	35	2.1	20	0	19	17	0	4	58	3.4		
20	JOHNSON, Cori	18-0	162	9.0	14-44	.318	0-13	.000	9-10	.900	7	23	30	1.7	29	0	7	12	12	1	37	2.1		
41	ROHLEHR, Christian	15-0	93	6.2	6-20	.300	0-0	.000	5-11	.455	12	10	22	1.5	24	0	0	9	8	3	17	1.1		
45	WILLIAMS, Jordan	1-0	1	1.0	0-0	.000	0-0	.000	0-0	.000	0	0	0	0.0	1	0	1	0	0	0	0	0.0		
Team											25	34	59				7							
Total.....		18	3600		458-1060	.432	137-420	.326	212-302	.702	184	428	612	34.0	338	3	208	220	66	109	1265	70.3		
Opponents.....		18	3600		429-1003	.428	102-319	.320	296-373	.794	184	470	654	36.3	319	-	205	250	64	90	1256	69.8		

TEAM STATISTICS	SFBKM	OPP	Date	Opponent	Score	Att.
SCORING	1265	1256	* 01/03/19	at Bryant	L 66-76	483
Points per game	70.3	69.8	* 01/05/19	at Wagner	W 66-59	1303
Scoring margin	+0.5	-	* 01/10/19	ROBERT MORRIS	L 49-52	421
FIELD GOALS-ATT	458-1060	429-1003	* 01/12/19	SAINT FRANCIS (PA)	W 72-68	413
Field goal pct	.432	.428	* 01/19/19	SACRED HEART	W 92-85	471
3 POINT FG-ATT	137-420	102-319	* 01/21/19	at LIU Brooklyn	W 79-70	758
3-point FG pct	.326	.320	* 01/24/19	at Fairleigh Dickinson	L 58-60	592
3-pt FG made per game	7.6	5.7	* 1/26/19	at Mount St. Mary's	W 74-67	3011
FREE THROWS-ATT	212-302	296-373	* 01/31/19	at Central Conn. St.	L 72-78	894
Free throw pct	.702	.794	* 02/02/19	at Sacred Heart	L 62-71	638
F-Throws made per game	11.8	16.4	* 02/07/19	WAGNER	W 51-44	478
REBOUNDS	612	654	* 02/09/19	FAIRLEIGH DICKINSON	L 73-84	707
Rebounds per game	34.0	36.3	* 02/14/19	LIU BROOKLYN	W 83-76	672
Rebounding margin	-2.3	-	* 02/16/19	CENTRAL CONN. ST.	W 90-79	631
ASSISTS	208	205	* 02/21/19	at Saint Francis (PA)	L 71-81	1030
Assists per game	11.6	11.4	* 02/23/19	at Robert Morris	L 62-67	1016
TURNOVERS	220	250	* 02/28/19	BRYANT	W 74-66	428
Turnovers per game	12.2	13.9	* 03/02/19	MT. ST. MARY'S	L 71-73	648
Turnover margin	+1.7	-	* - Conference game			
Assist/turnover ratio	0.9	0.8				
STEALS	109	90				
Steals per game	6.1	5.0				
BLOCKS	66	64				
Blocks per game	3.7	3.6				
ATTENDANCE	4869	9725				
Home games-Avg/Game	9-541	9-1081				
Neutral site-Avg/Game	-	0-0				

Score by Periods	1st	2nd	Totals
St. Francis Brooklyn	599	666	1265
Opponents	527	729	1256

# NEWS & NOTES

## 2018-19 TERRIERS RECORD WHEN

Overall.....	17-16
At Home.....	11-3
On Road.....	6-12
Neutral.....	0-1
In NEC Play.....	9-9
At Home in NEC Play.....	6-3
On Road in NEC Play.....	3-6
Leading at Halftime.....	13-6
Trailing at Halftime.....	2-9
Tied at Halftime.....	2-1
Shoot 40% plus from field.....	16-9
Shoot less than 40% from field.....	2-7
Opp. shoots 40% plus from field.....	12-12
Opp. shoots less than 40%.....	5-4
Outrebound opp.....	11-3
Opp. outrebound SFBK.....	6-13
Rebounds are equal.....	0-0
Commit less than 15 TOs.....	12-12
w/ less TOs than Opp.....	12-6
Opp. w/ less TOs than SFBK.....	3-9
TOs equal.....	2-1
Games decided by 1-5 pts.....	3-6
Games decided by 6-10 pts.....	8-5
Games decided by 11+.....	6-5
Terriers score 80+ pts.....	7-0
Terriers score 70-79 pts.....	7-5
Terriers score 60-69 pts.....	1-7
Terriers score less than 60 pts.....	2-4
Opponent scores 80+ pts.....	2-6
Opponent scores 70-79 pts.....	5-5
Opponent scores 60-69 pts.....	5-4
Opp. scores fewer than 60 pts.....	5-1
In overtime.....	0-1
In multiple-overtime.....	0-0
Terriers wear white.....	8-3
Terriers wear blue.....	2-6
Terriers wear red.....	7-7
On Monday.....	2-0
On Tuesday.....	1-0
On Wednesday.....	2-3
On Thursday.....	3-6
On Friday.....	0-1
On Saturday.....	7-5
On Sunday.....	2-1
In day games.....	8-6
In night games.....	9-10
In November.....	4-3
In December.....	4-2
In January.....	5-4
In February.....	4-5
In March.....	0-3

## 2018-19 STARTERS BY OPPONENT

Medgar Evers:	Sanabria	Jordan	Hurley	Evans	Johnson
Boston College:	Sanabria	Jordan	Hurley	Evans	Johnson
Richmond:	Sanabria	Jordan	Hurley	Evans	Johnson
Lafayette:	Sanabria	Jordan	Hurley	Evans	Johnson
IUPUI:	Sanabria	Jordan	Hurley	Evans	Celen
Niagara:	Sanabria	Jordan	Hurley	Evans	Celen
Presbyterian:	Sanabria	Jordan	Hurley	Evans	Celen
St. Joseph's (BK):	Sanabria	Jordan	Hurley	Evans	Celen
NJIT:	Sanabria	Jordan	Hurley	Evans	Celen
UMass Lowell:	Sanabria	Jordan	Hurley	Evans	Celen
Saint Peter's:	Sanabria	Jordan	Hurley	Evans	Celen
St. John's:	Sanabria	Jordan	Hurley	Evans	Celen
Manhattan:	Sanabria	Jordan	Hurley	Evans	Celen
Bryant*:	Sanabria	Jordan	Hurley	Evans	Celen
Wagner*:	Sanabria	Jordan	Hurley	Evans	Celen
Robert Morris*:	Sanabria	Jordan	K. Williams	Krtinic	Celen
Saint Francis*:	Sanabria	Jordan	Hurley	Evans	Celen
Sacred Heart*:	Sanabria	Jordan	Hurley	Evans	Celen
LIU Brooklyn*:	Sanabria	Jordan	Hurley	Evans	Celen
FDU*:	Sanabria	Jordan	Hurley	Evans	Celen
Mount*:	Sanabria	Jordan	Hurley	Evans	Celen
CCSU*:	Sanabria	Jordan	Hurley	Evans	Celen
Sacred Heart*:	Sanabria	Jordan	Hurley	Evans	Celen
Wagner*:	Sanabria	Jordan	Hurley	Evans	Celen
FDU*:	Sanabria	Jordan	Hurley	Evans	Celen
LIU Brooklyn*:	Sanabria	Jordan	K. Williams	Evans	Celen
CCSU*:	Sanabria	Jordan	K. Williams	Evans	Celen
Saint Francis*:	Sanabria	Jordan	Hurley	Evans	Celen
Robert Morris*:	Sanabria	Jordan	Hurley	Evans	Celen
Bryant*:	Sanabria	Jordan	Hurley	Evans	Celen
Mount*:	Sanabria	Jordan	K. Williams	Hurley	Celen
Robert Morris^:	Sanabria	Jordan	Hurley	Evans	Celen
Hampton (\$):	Sanabria	Jordan	Hurley	Evans	Celen

\* Conference Game

^ NEC Tournament

(\$) CIT Game



# NEWS & NOTES

## 1,000-POINT CLUB

No.	Name	Points	Years
1	Jalen Cannon	1,720	2011-15
2	Ricky Cadell	1,643	2007-11
3	Darrwin Purdie	1,613	1985-89
4	Dennis McDermott	1,578	1971-74
5	Manny Figueroa	1,532	1975-79
6	Al Inniss	1,503	1954-58
7	Jerome Williams	1,490	1972-76
8	Richy Dominguez	1,482	1997-01
9	Angel Santana	1,476	1996-00
10	John Conforti	1,435	1967-70
11	Gerard Trapp	1,434	1974-78
12	Glenn Sanabria	1,347	2014-19
13	Vernon Stokes	1,336	1950-53
14	Anthony D'Elia	1,304	1954-58
15	Lou Myers	1,259	1989-93
16	Robert Jackson	1,243	1981-84
17	Jamaal Womack	1,153	2005-09
18	Stefan Perunicic	1,144	2008-12
19	Brent Jones	1,142	2011-15
20	Hank Daubenschmidt	1,129	1951-54
21	Jim Raftery	1,114	1960-63
22	Kevin Henry	1,111	1979-83
23	Ron Arnold	1,105	1990-93
24	Lester Yellin	1,102	1954-58
25	Cliff Strong	1,090	2000-03
26	Steven Howard	1,081	1999-01
27	Ben Mockford	1,077	2010-14
28	Gil Radday	1,068	1964-67
29	Nestor Cora	1,034	1977-79
30	Roy Reardon	1,028	1948-51
31	Lorenzo Distant	1,027	1979-83
32	Akeem Johnson	1,009	2009-13

## RECORD BOOK AT A GLANCE

### Individual Single-Game Records:

Most Points	45, John Conforti vs. Wagner (1/10/70)
Most Field Goals Made	20, John Conforti vs. Wagner (1/10/70)
Most Free-Throws Made	19, James Raftery vs. Loyola (12/16/61)
Most Rebounds	37, Al Inniss vs. Lafayette (3/17/56)
Most Assists	16, Jim Paguaga vs. York (2/7/86)
Most Blocked Shots	11, Richard Lugo vs. Rider (2/12/97)
Most Steals	11, Ron Arnold vs. Mount St. Mary's (2/4/93)
Most three-pointers	9, Jamaal Womack at RMU (2/17/2007)

### Team Single-Game Records:

Most Points	142 vs. Long Island (2/22/03)
Fewest Points	8 vs. Catholic (1923-24)
	8 vs. St. John's (1931-32)
Most Field Goals Made	55 vs. Pace (1/7/77)
Most Free Throws Made	41 vs. Quinnipiac (1/27/01)
Most Rebounds	61 vs. College of New Rochelle (11/30/17)
Most Points, one Half	66 vs. Siena (1/6/66) - first half
	66 vs. Long Island (2/22/03)
Largest Victory Margin	81 vs. Pratt (12/10/88) - (114-33)
Largest Defeat Margin	60 vs. Providence (12/11/93) - (108-48)
Most Points, Both Teams	282, SFBK 142, LIU 140 (2/22/03)
Fewest Points, Both Teams	29, SFBK 19, LIU 10 (1932-33)

### Single-Season Records:

Highest Scoring Avg.	24.3, John Conforti (1968-69)
	24.3, Ray Minlend (1998-99)
Highest Rebounding Avg.	12.0, Jerome Williams (1974-75)
Most Consecutive FT Made	28, Robert Bailey (1994-95)

### Team Single-Season Records:

Most Points	2,418 2014-15 (35 games)
Highest Scoring Avg.	80.9, 1971-72 (26 games)
Most Field Goals Made	900, 1955-56 (25 games)
Most FT Made	558, 2000-01 (29 games)
Most Rebounds	1,361, 2014-15 (35 games)
Most Wins	23, 1953-54 (23-5)
	23, 2014-15 (23-12)
Fewest Defeats	1, 1901-02 (13-1)
Best Winning Percentage	92.9%, 1901-02 (13-1)

### Career Records:

Highest Scoring Avg.	21.3, Dennis McDermott (1,578)
----------------------	--------------------------------

# 2019-20 ROSTER

No.	Name	Yr.	Pos.	Ht./Wt.	Hometown / Prev School
0	Larry Moreno	So.	G	5-11/165	Brooklyn, NY / Brooklyn High School for Law & Technology
1	Stevan Krtnic	So.	G	6-5/203	Novi Sad, Serbia / Carnegie Schools Riverside
2	Rosel Hurley	Sr.	G	6-5/185	Cleveland, OH / Shaker Heights / Kent State / NMMI
3	Rob Higgins	Fr.	G	6-1/175	Middletown, NJ / Middletown North
4	Chauncey Hawkins	Jr.	G	5-8/165	Spring Valley, NY / St. Joseph Regional
5	Yaradyah Evans	Jr.	F	6-6/200	Brooklyn, NY / South Shore
11	Joshua Nurse	Gr.	F	6-10/210	Laurelton, NY / Queens High School of Teaching
14	Unique McLean	Gr.	G	6-2/175	Brooklyn, NY / The MacDuffie School / UMass
15	Trey Quartlebaum	Fr.	G	6-1/175	Lawrence, KS / Lawrence
21	Milija Cosic	Sr.	F	6-6/220	Belgrade, Serbia / Cannon School / Frank Phillips College
30	Alex May	Fr.	G	6-1/170	Englewood, NJ / St. Mary / Andrews Osbourne Academy
33	Deniz Celen	Sr.	F	6-8/235	Ankara, Turkey / Özel Gürçag Okullari / Fairfield / Harcum
41	Christian Rohlehr	Sr.	G	6-9/225	Ontario, Canada / Notre Dame Catholic Secondary / Jefferson CC
45	Jordan Williams	Jr.	G	6-4/190	Brooklyn, NY / St. Edmund Prep

## Coaching Staff:

Head Coach: Glenn Braica (Queens College '89), 10th Season

Associate Head Coach: Clive Bentick (Canisius College '01), 13th Season

Assistant Coach: Ron Ganulin (Long Island University '68), Seventh Season

Assistant Coach: Jamaal Womack (St. Francis Brooklyn '09), Seventh Season

Director of Basketball Operations: Aleksandar Isailovic (St. Francis Brooklyn '14), First Season

## Pronunciation Guide:

1	Stevan Krtnic	Steh-van Kur-tin-ich	33	Deniz Celen	Den-is Chel-in
2	Rosel Hurley	Rah-sel	41	Christian Rohlehr	Roll-air
5	Yaradyah Evans	Ya-rid-dee-ya		Glenn Braica	Bry-Kuh
	Likes to be called:	Ya-Ya		Ron Ganulin	Gan-u-lin
21	Milija Cosic	Mill-ee-ya Cho-sich		Aleksandar Isailovic	I-sail-ovich

## ROSTER ANALYSIS

### By Class:

Graduates (2).....	Unique McLean Joshua Nurse
Seniors (4).....	Deniz Celen Milija Cosic Rosel Hurley Christian Rohlehr
Juniors (3).....	Yaradyah Evans Chauncey Hawkins Jordan Williams
Sophomores (2).....	Larry Moreno Stevan Krtnic
Freshmen (3).....	Rob Higgins Alex May Trey Quartlebaum

### By Position:

Guards (9).....	Chauncey Hawkins Rob Higgins Rosel Hurley Stevan Krtnic Alex May Unique McLean Larry Moreno Trey Quartlebaum Jordan Williams
Forwards (4).....	Deniz Celen Milija Cosic Yaradyah Evans Joshua Nurse
Centers (1).....	Christian Rohlehr

### By Experience:

Returning (10).....	Deniz Celen Milija Cosic Yaradyah Evans Chauncey Hawkins Rosel Hurley Stevan Krtnic Joshua Nurse Larry Moreno Christian Rohlehr Jordan Williams
Newcomers (4).....	Rob Higgins Alex May Unique McLean Trey Quartlebaum



# TV/RADIO CHART



**#0 Larry Moreno**  
So. | G | 5-11 | 165  
Brooklyn, NY



**#1 Stevan Krtnic**  
So. | G | 6-5 | 203  
Novi Sad, Serbia



**#2 Rosel Hurley**  
Sr. | G | 6-5 | 185  
Cleveland, OH



**#3 Rob Higgins**  
Fr. | G | 6-1 | 175  
Middletown, NJ



**#4 Chauncey Hawkins**  
Jr. | G | 5-8 | 165  
Spring Valley, NY



**#5 Yaradyah Evans**  
Jr. | F | 6-6 | 200  
Brooklyn, NY



**#11 Joshua Nurse**  
Gr. | F | 6-10 | 210  
Laurelton, NY



**#14 Unique McLean**  
Gr. | G | 6-2 | 175  
Brooklyn, NY



**#15 Trey Quartlebaum**  
Fr. | G | 6-1 | 175  
Lawrence, KS



**#21 Milija Cosic**  
Sr. | F | 6-6 | 220  
Belgrade, Serbia



**#30 Alex May**  
Fr. | G | 6-1 | 170  
Englewood, NJ



**#33 Deniz Celen**  
Sr. | F | 6-8 | 235  
Ankara, Turkey



**#41 Christian Rohlehr**  
Sr. | C | 6-9 | 225  
Ontario, Canada



**#45 Jordan Williams**  
Jr. | G | 6-4 | 190  
Brooklyn, NY


## 2019-20 COACHING STAFF



**Glenn Braica**  
Head Coach  
10th Season




**Clive Bentick**  
Associate Head Coach  
13th Season



**Ron Ganulin**  
Assistant Coach  
Seventh Season



**Jamaal Womack**  
Assistant Coach  
Seventh Season



**Aleksandar Isailovic**  
Director of Operations  
First Season

# COACHING STAFF



## GLENN BRAICA • HEAD COACH • 10TH SEASON

### THE BRAICA FILE

#### PERSONAL INFORMATION

Hometown - Brooklyn, NY  
Education - Queens College '89  
Hired at St. Francis Brooklyn - May 20, 2010

#### COLLEGE COACHING EXPERIENCE

1989-90 - New York City Tech Assistant Coach  
1990-2004 - St. Francis Brooklyn Assistant  
2004-10 - St. John's Assistant Coach  
2010-Pres - St. Francis Brooklyn Head Coach

#### BRAICA YEAR-BY-YEAR AS HEAD COACH

YEAR	RECORD
2018-19	(17-16, 9-9 NEC)
2017-18	(13-18, 10-8 NEC)
2016-17	(4-27, 2-16 NEC)
2015-16	(15-17, 11-7 NEC)
2014-15	(23-12, 15-3 NEC)
2013-14	(18-14, 9-7 NEC)
2012-13	(12-18, 8-10 NEC)
2011-12	(15-15, 12-6 NEC)
2010-11	(15-15, 10-8 NEC)

#### Career Record:

Overall - 132-152 (.465)  
NEC - 86-74 (.538)  
Total Games - 284

#### Awards & Honors:

2x NEC Coach of the Year  
2x District 18 NABC Coach of the Year  
2x Skip Prosser "Man of the Year" Finalist  
Peter A. Carlesimo MET Writers  
Co-Coach of the Year

Glenn Braica was named the 17th head coach of the St. Francis Brooklyn men's basketball program on May 20, 2010. In nine seasons at the helm of the Terriers, Braica has recorded 132 wins, which are the third-most by a head coach in program history.

Braica has a stellar 86-74 (.538) mark in Northeast Conference (NEC) action and has guided the Terriers to the NEC Tournament eight times. Last season, the Terriers won 17 games, their most since the historic 2014-15 season and earned a bid to the CollegeInsider.com Postseason Tournament (CIT). St. Francis collected eight non-conference victories in 2018-19, which were one shy of tying the NEC non-conference wins record which the Terriers set back in 2013-14.

Through his nine seasons as head coach, Braica has had at least one player from his team receive NEC accolades in each season. In 2010-11, Akeem Bennett was named the Defensive Player of the Year and selected to the Second Team. Bennett's teammate Ricky Cadell also earned a spot on the Second Team that season. In 2011-12, Jalen Cannon was picked to the Rookie Team, and the following season he was tabbed to the Second Team.

In 2013-14, Cannon earned First Team honors, while Wayne Martin was picked to the Rookie Team. In 2014-15, one of the most historic seasons in program history, Cannon won the Player of the Year honor and was a member of the First Team. Amdy Fall picked up the Defensive Player of the Year honor, and Brent Jones was selected to the First Team alongside Cannon.

The following season, Fall took home his second-straight Defensive Player of the Year award. That year, the Terriers had a trio on the Third Team (Chris Hooper, Yunus Hopkinson, and Tyreek Jewell). In 2016-17, Rasheem Dunn made the All-NEC Rookie Team. In 2017-18, Dunn was rewarded with Second Team honors, while Jalen Jordan was named to the Rookie Team. Last season, Jordan earned Second Team honors, while Glenn Sanabria was named to the Third Team.

In total, Braica has coached one NEC Player of the Year (Cannon), two NEC Defensive Players of the Year (Bennett & Fall, twice), and 11 All-Conference players.

In 2014-15 St. Francis Brooklyn tied a school record with 23 victories and won its first NEC Regular Season Championship since the 2003-04 campaign. The Terriers earned a berth in the NIT, which marked the program's first national postseason appearance since 1963.

One of Braica's first recruits, Cannon was named the NEC Player of the Year and was a First Team All-Metropolitan Sports Writers Association selection. Cannon had a record-breaking year in 2014-15, as he became the Terriers' all-time leading scorer (1,720 points) and rebounder (1,159 rebounds). His 1,159 rebounds made him the All-Time leader in the NEC. Cannon became the first St. Francis Brooklyn player to be named to the All-Met Division I First Team and also the first Terrier to become an AP Honorable Mention All-American. Before his graduation in May 2015, Cannon was the NCAA Division I active rebound leader.

In addition, Jones earned First Team All-Conference accolades and Fall was named the Defensive Player of the Year. Braica earned the NEC Coach of the Year honor for the second time in his career and was the Metropolitan Sports Writers Association's Co-Coach of the Year. He also was named the District 18 NABC Coach of the Year.



# COACHING STAFF

Braica has developed a reputation as one of the good guys in the industry and was named a finalist for the prestigious Skip Prosser "Man of the Year" Award in 2013-14 and 2014-15. In 2013-14, the Terriers opened up the season with a 66-62 overtime win against the reigning ACC Champions Miami. That year, St. Francis set the NEC record for non-conference wins with nine and posted an overall mark of 18-14.

On the court, Braica's student-athletes exude the same intensity as their leader does on the sidelines and it's easy to tell why recruits sign up to play for him. A born-and-raised Brooklynite, Braica has spent his entire career in New York City, which began after his playing days at Queens College. He was an assistant at St. Francis Brooklyn from 1990-2004 before a stint at St. John's as an assistant from 2004-10. That experience has helped Braica navigate through a crowded recruiting scene to thrust the Terriers back in contention in the NEC.

It didn't take long for Braica to get the program back on track. In his first season on the sidelines in 2010-11, Braica led the Terriers to a 15-15 campaign and the No. 5 seed in the Northeast Conference Tournament. It was the program's best record since the 2003-04 season when the Terriers finished 15-13 and won a share of the NEC Regular Season title.

In 2011-12, St. Francis Brooklyn hosted their first home conference tournament game since 1997, after placing fourth in the league standings. Braica's focus on strong defense certainly paid off. That season, his team was one of the best in the nation at guarding the three-point line. The Terriers ranked second in the NEC and 17th in the country in defensive three-point field goal percentage. Braica was named the Jim Phelan NEC Coach of the Year as well as the NABC District 18 Co-Coach of the Year.

In his first stint at St. Francis Brooklyn, Braica was with the Terriers for 15 years and was the associate head coach from the 2000-01 season until his departure for St. John's following the 2003-04 season under his current assistant coach Ron Ganulin.

During Braica's last seven years as an assistant at St. Francis Brooklyn, the Terriers posted a 118-83 record, including an 88-42 mark in the NEC and captured two Regular Season Championships. They finished with a .500 or better record in the league seven-straight years, at that time the longest active streak in the conference. They also reached the NEC semifinals five times and had two Championship game appearances in Braica's last five seasons. Braica helped Ganulin orchestrate the Terriers' offensive system, which ranked first or second in the NEC in each of the last five seasons he was on staff. During his tenure, the squad emerged from the league's lower tier and went on to become one of the conference's elite programs.

From 1998-2004, the Terriers had one player named the league's Player of the Year, six First-Team All-NEC selections, five Second-Team All-NEC honorees, two players that led the league in scoring, two NEC Rookies of the Year, and a NEC Defensive Player of the Year. Braica recruited and coached several student-athletes that would go on to pro basketball careers during his time with the Terriers.

Following his first stint at the college, Braica spent six seasons as an assistant at St. John's under Norm Roberts. When Roberts became head coach at St. John's, Braica, a teammate at Queens College, was his first hire.

Braica was also praised by Roberts for his ability to reach out to the community and Red Storm alumni, bringing former players back into the fold. He was also one of the co-directors of the Norm Roberts basketball camp, helping to increase enrollment from 75 campers in 2004 to 260 kids per session in 2009.

While at St. John's, Braica recruited and helped develop First Team All-Big East guard Dwight Hardy, Sixth Man of the Year Justin Burrell, as well as NBA players D.J. Kennedy and Cedric Jackson.

From 2001-03, Braica was the head coach for the Empire State Games New York City men's open team, which won gold medals in 2001 and 2002, as well as a silver medal in 2003. The teams included former Terriers Cliff Strong, Sean Dantzer, Damien Herard, Devon Neckles, Karl Sanders, and Tristan Smith, as well as current NBA coach and former NBA player Royal Ivey.

Braica has also coached numerous players that participated in the NBA Summer League, including Dwight Hardy (Miami Heat), Justin Burrell (Golden State Warriors), D.J. Kennedy (Cleveland Cavaliers), Paris Horne (Charlotte Hornets), Justin Brownlee (New York Knicks & Charlotte Hornets), and Anthony Mason Jr. (Miami Heat). Kennedy went on to play for the Cavaliers in the 2011-12 season, while Jackson spent time with the Cavaliers, Spurs, and Wizards in 2009-10.

Since taking over as head coach, a large number of Braica's student-athletes have gone on to sign professional contracts on the international circuit. Akeem Bennett '11, Ricky Cadell '11, Alex Harrington '11, Stefan Perunicic '12, Akeem Johnson '13, Alexander Isailovic '14, Ben Mockford '14, Kevin Douglas '15, Jalen Cannon '15, Lowell Ulmer '15, Brent Jones '15, Chris Hooper '16, Tyreek Jewell '16, and Gunnar Olafsson '18 have all enjoyed successful careers overseas.

Braica attended St. Agnes High School and Bishop Ford High School in Brooklyn in the early 1980s and graduated from Queens College in 1989. Braica began his coaching career at New York City Tech as an assistant in 1988. He also served as a teacher at The Reece School and in the New York City Board of Education from 1989-94. He currently serves on the NCAA Division I USA Today Coaches' Poll Committee. Braica and his wife, Christine, live in Brooklyn.

## COACH BRAICA SEASON-BY-SEASON BREAKDOWN

Season	Conf	W	L	W-L% (Overall)	W	L	W-L% (NEC)
2018-19	NEC	17	16	.515	9	9	.500
2017-18	NEC	13	18	.419	10	8	.556
2016-17	NEC	4	27	.129	2	16	.111
2015-16	NEC	15	17	.469	11	7	.611
2014-15	NEC	23	12	.657	15	3	.833
2013-14	NEC	18	14	.563	9	7	.563
2012-13	NEC	12	18	.400	8	10	.444
2011-12	NEC	15	15	.500	12	6	.667
2010-11	NEC	15	15	.500	10	8	.556
Total	NEC	132	152	.465	86	74	.538

# COACHING STAFF



## CLIVE BENTICK • ASSOCIATE HEAD COACH • 13TH SEASON

### THE BENTICK FILE

#### PERSONAL INFORMATION

Hometown - New York, NY  
Education - Canisius College '01

#### EXPERIENCE

1997-01 - Played at Canisius  
2004-06 - Canisius Assistant Coach  
2006-07 - Le Moyne Assistant Coach  
2007-19 - St. Francis Brooklyn Assistant Coach  
2019-Pres - St. Francis Brooklyn Associate Head Coach

Bentick enters his 13th season on staff at St. Francis and his first as Associate Head Coach. He has helped guide the Terriers to 10 Northeast Conference (NEC) Tournament appearances during his tenure. Bentick has 18 years of Division I basketball experience under his belt, including four seasons as a standout point guard at Metro Atlantic Athletic Conference (MAAC) member Canisius College. The New York City native is recognized widely as one of the top up and coming coaches and works specifically with the Terriers' backcourt players. Additionally, he plays a significant role in the development of offensive and defensive strategies, scouting of opponents, and on-court coaching.

Bentick played an integral role in the Terriers last two national postseason appearances. This past season, St. Francis earned a postseason berth into the CollegeInsider.com Postseason Tournament (CIT) after a 17-win campaign. St. Francis notched eight non-conference wins in 2018-19, just one shy of the program and conference record set by the Terriers in 2013-14. Bentick helped the Terriers to 23 victories in 2014-15 as they claimed the NEC Regular Season Title and earned a trip to the National Invitation Tournament (NIT) for the first time since 1963.

Additionally, Bentick has played a significant role in player development. In 2014-15, Brent Jones became St. Francis' all-time leader in assists. Nine players under Bentick's tutelage have received All-NEC distinction in Akeem Bennett, Rickey Cadell, Jalen Cannon, Yunus Hopkinson, Tyreek Jewell, Chris Hooper, Rasheem Dunn, Glenn Sanabria, and Jalen Jordan. Also, Bennett and Amdy Fall (twice) earned NEC Defensive Player of the Year awards.

Further, Bentick coached five players that were named to the NEC All-Rookie Team in Stefan Perunicic, Jalen Cannon, Wayne Martin, Rasheem Dunn, and Jalen Jordan. He also coached eight 1,000-point scorers in Jamaal Womack, Perunicic, Cadell, Akeem Johnson, Ben Mockford, Jones, Cannon, and Sanabria. Cadell graduated as the program's second all-time leading scorer until Cannon surpassed his mark in 2014-15. Cannon finished his career as the Terriers' all-time leading scorer and rebounder. He was also the 11th leading rebounder in the country in 2014-15, and the squad finished 14th in the nation in the category that year. Before making his way to Remsen Street, Bentick served one year at Le Moyne College (2006-07) as an assistant coach under head coach Steve Evans. Before his arrival at Le Moyne, Bentick spent two seasons coaching at his alma mater, Canisius (2004-06) as an assistant coach under former Griffs head coach Mike MacDonald.

Before embarking on his coaching career, Bentick earned four letters on the Canisius Golden Griffin men's basketball team (1997-01) and played in 104 career games. In his senior year he finished 15th in the MAAC in scoring (13.6 ppg) and fifth in assists (4.03 apg). That year, Bentick was named to the All-MAAC Third Team and was tabbed to the MAAC All-Tournament Team. Bentick led the Griffs to their last MAAC Championship contest, a run that included a 26-point effort and game-winning bucket in the semifinals against Niagara. Bentick ranks 48th on Canisius' all-time scoring list with 840 points and at the time of his graduation was fourth on the Golden Griffins career assists list with 354 handouts. That total currently puts him seventh on the all-time list. Following his graduation, he received honorable mention honors on the Canisius College Post-1970's All-Century Team. Additionally, he was a finalist for the 1998 NCAA Sports Person of the Year Award.

Prior to playing at Canisius, Bentick prepped at A. Phillip Randolph High School, where he was a three-year letter winner in basketball under Ted Dorsett. Bentick received both bachelor's in Business Management and Marketing (2001) and Master's in Sports Administration (2006) from Canisius College.

# COACHING STAFF



## RON GANULIN • ASSISTANT COACH • 7TH SEASON

### THE GANULIN FILE

#### PERSONAL INFORMATION

Hometown - New York, NY

Education - Long Island University '68

#### EXPERIENCE

1963 & 67 - Played at LIU

1968-73 - The Baldwin School Head Coach

1973-76 - Kibbutz Gan Shmuel Head Coach

1976-78 - CW Post Assistant Coach

1978-80 - NYIT Assistant Coach

1980-82 - NYIT Head Coach

1982-85 - Saint Peter's Assistant Coach

1985-87 - Old Dominion Assistant Coach

1987-91 - UNLV Assistant Coach

1991-2005 - St. Francis Brooklyn Head Coach

2005-06 - Wizards Coordinator of Player Development

2006-08 - Manhattan Assistant Coach

2011-12 - Yeshiva High School Assistant Coach

2013-Pres - St. Francis Brooklyn Assistant Coach

Former St. Francis Brooklyn head coach Ron Ganulin enters his seventh season as an assistant on Glenn Braica's staff. Ganulin served as the head coach of the Terriers for 14 seasons dating from 1991 through 2005. During his tenure, Ganulin accumulated 187 wins and was twice named the Northeast Conference (NEC) Coach of the Year. He has the second-most wins by a head coach in program history.

Other notable accomplishments during Ganulin's time at St. Francis Brooklyn include finishing with a .500 or better record in the league eight-straight years, at that time the longest active streak in the conference. The Terriers reached the NEC semifinals five times and had two Championship game appearances. From 1998 through 2004, St. Francis Brooklyn posted a 78-36 conference record, which was tops in the NEC. During that span, Ganulin guided the Terriers to two NEC Regular Season Championships (2000-01 & 2003-04), as well as their second-best single-season record in school history. Coach Braica served as an assistant coach on Ganulin's staff during his first stint at St. Francis Brooklyn.

Prior to his first arrival on Remsen Street, Ganulin reached the pinnacle of the college basketball world as an assistant coach with UNLV helping the team capture the 1990 NCAA National Championship. During his four-year stay in Las Vegas, the Rebels enjoyed a 126-23 record.

After St. Francis Brooklyn, Ganulin served as the coordinator of player development for the NBA's Washington Wizards during the 2005-06 season and then served as an Assistant Coach at Manhattan College from 2006-08 under former Jaspers' head coach and St. Francis Brooklyn alum Barry Rohrsen.

Throughout his career, Ganulin also served assistant coaching stints at Old Dominion University, Saint Peter's College, NYIT, and C.W. Post. Ganulin also served as the head coach at NYIT from 1980-82 where he went 27-23 over the two-year

span. Ganulin coached the boys Junior Varsity team at the Yeshiva High School for Boys in Uptown New York City. There he served as a head coach, and assistant coach for the Varsity program.

Before he began his coaching career, Ganulin played collegiate basketball at Long Island University, where he graduated with a Bachelor of Science degree in 1968. During his senior season, the Blackbirds advanced to the Division II National Collegiate quarterfinals. From 1973-76, he coached as the head coach of Kibbutz Gan Shmuel in Israel, winning a championship in the country's second league.



# COACHING STAFF



## JAMAAL WOMACK • ASSISTANT COACH • 7TH SEASON

### THE WOMACK FILE

#### PERSONAL INFORMATION

Hometown - Bronx, NY

Education - St. Francis Brooklyn '09

#### EXPERIENCE

2005-09 - Played at St. Francis Brooklyn\*

2013-Pres - St. Francis Brooklyn Assistant Coach

Former Terriers' standout Jamaal Womack '09 is entering his seventh season as a member of Glenn Braica's staff. With Womack on board, the program has reached the NEC Tournament in five out of his six seasons. The 23 wins in 2014-15 tied a school record and the team made their first postseason appearance since 1963. In 2018-19, the Terriers returned to the postseason with Womack on staff as they earned a bid to the CollegeInsider.com Postseason Tournament (CIT) for the first time in program history.

Womack has earned the reputation as a young and energetic recruiter, having played a major role in helping the Terriers bring in several talented recruits. He has played an integral role in the recruitment of a number of local and international players. Womack has worked extensively with the frontcourt players over the past two seasons. His hard work has aided in the development of several frontcourt players, including forwards Jalen Cannon and Amdy Fall. Cannon was named the 2014-15 NEC Player of the Year and Fall earned back-to-back NEC Defensive Player of the Year awards (2014-15 & 2015-16).

Prior to joining the Terriers' sideline Womack served as a coach for local AAU powerhouse PSA Cardinals in the Bronx, NY from 2009-11. While coaching for the Cardinals, Womack guided his 2016 class to a third-place finish in the 2012 AAU Nationals and ended the year second in the national rankings. He also assisted in the tutelage of the 2015 class during the 2012-13 season, and coached several high Division I caliber players, while competing on the competitive Nike EYBL circuit. Womack also coached at Brooklyn Friends High School from 2011-13.

After graduating, Womack spent the 2009 preseason playing in Finland's 1st Division. He later signed a contract to compete in southern Italy in the C-series for VIS Reggio Calabria. Womack flourished there, leading the league twice in a row in scoring. While averaging over 27.0 points per game in his second season, Womack led the club to a league Championship which helped moved them up to a higher division. Womack also took home League MVP honors for the Championship series.

A fiery leader on the court, Womack was a starter all four of his seasons playing with the Terriers and served as captain for three seasons (06-09). Womack is a member of the Terriers' 1,000 Point Club, and was 15th on St. Francis' all-time scoring list with 1,153 career points at the time of his graduation. Upon graduation, Womack ranked second all-time in made threes (220), sixth in assists (312), and eighth in steals (148).

Womack's collegiate career-high was 31 points against Robert Morris, drilling a Terriers' single-game record nine treys on February 17, 2007. He averaged a career-best 12.1 points as a junior in 2007-08, and converted 72 trifectas that season. A leader off the court as well, Womack was voted as President of the student Body in 2008-09. This marked the first time in school history a student-athlete held this prestigious position. Womack was also selected to attend the NCAA Student Leadership Conference in 2008 as he represented the entire Terriers' athletic department.

Prior to arriving on Remsen Street, Womack enjoyed a standout two-year career at Our Savior Lutheran High School. During his junior campaign he averaged a staggering 41.0 points per game, which included a career-high 60 points. That mark is tied for the 18th highest output in New York State history. During his senior season, Womack averaged 32.0 points, six assists, and four rebounds per game. He won his second consecutive PSAL MVP Award that season. He also led his team to a conference Championship as a senior and was the first player in school history to reach 1,000 points in a two-year span. He was selected to the NY Daily News Second Team All-City squad and was a First Team All-State selection (A Division).



# COACHING STAFF



## ALEKSANDAR ISAILOVIC • DIRECTOR OF OPERATIONS • 1ST SEASON

### THE ISAILOVIC FILE

#### PERSONAL INFORMATION

Hometown - Belgrade, Serbia  
Education - St. Francis Brooklyn '14

#### EXPERIENCE

2012-14 - Played at St. Francis Brooklyn  
2019-Pres - St. Francis Brooklyn Director of Operations

Aleksandar Isailovic '14 joined the St. Francis College Brooklyn men's basketball coaching staff as the Director of Basketball Operations in August of 2019.

Prior to being named the Terriers' Director of Basketball Operations, Isailovic spent time at Leman Manhattan Preparatory School in New York City and filled multiple roles from November 2016 until August 2019. Isailovic served as the Boys' Basketball Junior Varsity Head Coach, as well as the Boys' Varsity Assistant Coach. Additionally, he was an Assistant Coach for both the Boys' Varsity and Girls' Junior Varsity Volleyball teams. While at Leman, Isailovic worked as a High School and Middle School Physical Education Substitute Teacher.

In the summer of 2017, Isailovic worked at the Brooklyn Youth Sports Club Summer Academy where he taught campers (ages 7-18) basketball skills on a daily basis. He also assisted and worked with other coaches on the plan

and program for the camp. From October 2015 until February 2016, Isailovic was a Volunteer Assistant Coach with the Terriers' men's basketball team.

Before his coaching career began, Isailovic played professional basketball in his native country of Serbia. He played one season for Tamis in the 2014-15 season. Isailovic played in 31 games and averaged 2.1 points in 13.3 minutes per game. He shot 50.0 percent from the field and 75.0 percent from the free-throw line that season. Tamis advanced to the postseason that year and Isailovic played against Serbian basketball stars Nikola Jokic and Boban Marjanovic. Following their careers in Serbia, both Jokic and Marjanovic went on to play in the NBA. Jokic is currently a member of the Denver Nuggets, while Marjanovic is a member of the Dallas Mavericks.

Isailovic was a two-year member of the Terriers' men's basketball team as a student-athlete from 2012-14. He joined the program after playing for Collin Community College. Isailovic appeared in 55 games and made 17 starts for the Terriers. He averaged 3.3 points on 30.2 percent shooting from the field and 41.9 percent shooting from three over his collegiate career. Isailovic was a member of the Terriers' team in 2013-14 that went on the road to defeat the reigning ACC Champions Miami, 66-62, in overtime on November 8, 2013.

He scored a career-high 16 points on 6-of-13 shooting from the field against Bryant on February 7, 2013. On December 19, 2013, Isailovic banked in a three-pointer with 0.7 seconds remaining to give the Terriers' a 65-62 victory over Lafayette in non-conference action. That shot was the first game-winning basket in Isailovic's career.

Isailovic is a native of Belgrade, Serbia and currently resides in Brooklyn, NY. He earned his B.S. in Business Management from St. Francis in May of 2014 and is currently pursuing an M.S. in Management at the college. Isailovic is married to fellow St. Francis alum Thalita Paladino '11. Paladino was a three-sport student-athlete at St. Francis as she was a member of the women's volleyball, women's water polo, and women's swimming teams.

# 2019-20 TERRIERS



## #0 LARRY MORENO • SOPHOMORE • GUARD

### MORENO NOTABLES

**PERSONAL INFORMATION:** Height - 5-11 | Weight - 165 lbs | Hometown - Brooklyn, NY | High School - Brooklyn High School for Law & Technology

**2018-19 IN REVIEW:** Named to NEC Winter Academic Honor Roll...Missed entire season due to injury.

**PRIOR TO ST. FRANCIS BROOKLYN:** The 5-11 Moreno is the all-time leading scorer with over 2,000 points at Brooklyn Law & Tech...This past season, he led the Jets to the Public Schools Athletic League "A" championship and scored 35 points against Roosevelt in the finals...The team advanced to the New York State Boys' Class "A" Federation Tournament...As a junior, he averaged 20.4 points, 6.4 rebounds and 4.6 assists per game, and led his team to the Public Schools Athletic League "A" championship game...He was named to the First Team All-State squad and was a First Team All-Brooklyn pick...In addition, he was named a First Team All-Brooklyn performer by the Brooklyn Courier...Moreno was also named the Most Valuable Player of the Hersch Classic in 2016.





# 2019-20 TERRIERS



## #1 STEVAN KRTINIC • SOPHOMORE • GUARD

### KRTINIC NOTABLES

**PERSONAL INFORMATION:** Height - 6-5 | Weight - 203 lbs | Hometown - Novi Sad, Serbia | High School - Carnegie Schools Riverside

**2018-19 IN REVIEW:** Named to NEC Winter Academic Honor Roll...Appeared in 28 games and made one start as a freshman...Recorded 3.9 points, 1.7 rebounds, and 1.0 assists, in 14.9 minutes per game...Poured in a season-high 19 points on 7-of-9 shooting from the field and 5-of-6 shooting from three against Hampton in the First Round of the CIT on March 21...The seven made field goals and five made three-pointers were both season-highs...Dished out a season-best four assists against the Pirates in the opening round of the CIT...Pulled down a season-high seven rebounds on January 26, at Mount St. Mary's (MD)...Scored in double figures three times as a freshman...Came off the bench to tally 15 points in his collegiate debut on November 7, vs. Medgar Evers...Paced the Terriers to a road win at Mount St. Mary's (MD) as he came off the bench to contribute 15 points on 5-of-7 shooting in a season-high 33 minutes...Shot 38-of-75 (50.7%) from the field and 20-of-44 (45.5%) from behind the arc for the year.

**PRIOR TO ST. FRANCIS BROOKLYN:** Krtinic, a 6-5 combo guard joins fellow Serbian Milija Cosic on the roster for the 2018-19 season...He had an impressive season last year at the Carnegie Schools Riverside in Riverside, CA, where he was selected to the Division 4A First Team by the California Interscholastic Federation-Southern Section...Krtinic averaged 21.8 points, 4.5 rebounds, and 6.8 assists last season and led his team to the CIF Southern Section and State playoffs...He was also a member of the Serbian national team for the 2017 FIBA under-18 European Championships.

### 2018-19 GAME-BY-GAME STATS

Date/Opponent	GS	MIN	FGM/A	PCT	3FG/A	PCT	FTM/A	PCT	OFF	DEF	TOT	AVG	PF	AST	T/O	BLK	STL	PTS	AVG
11/07/18 Medgar Evers		28	5-7	.714	3-3	1.000	2-3	.667	0	1	1	1.0	3	0	1	0	0	15	15.0
11/11/18 at Boston College		5	0-0	.000	0-0	.000	0-0	.000	0	0	0	0.5	0	0	0	0	0	0	7.5
11/23/18 vs IUPUI		2	0-1	.000	0-0	.000	0-0	.000	0	0	0	0.3	0	0	0	0	0	0	5.0
11/28/18 at Presbyterian		1	0-0	.000	0-0	.000	0-0	.000	0	0	0	0.3	0	0	0	0	0	0	3.8
12/03/18 St. Joseph's (Brkln)		21	2-6	.333	2-6	.333	0-0	.000	0	4	4	1.0	0	4	0	0	0	6	4.2
12/08/18 at NJIT		14	1-2	.500	1-1	1.000	0-0	.000	0	0	0	0.8	1	1	3	0	0	3	4.0
12/11/18 UMass Lowell		5	0-0	.000	0-0	.000	1-2	.500	0	1	1	0.9	1	0	0	0	0	1	3.6
12/19/18 at St. John's		15	2-3	.667	1-2	.500	0-0	.000	0	2	2	1.0	2	0	0	0	0	5	3.8
12/23/18 Manhattan		7	0-0	.000	0-0	.000	0-0	.000	0	1	1	1.0	1	1	1	0	0	0	3.3
01/03/19 at Bryant		5	0-1	.000	0-1	.000	0-0	.000	0	0	0	0.9	1	0	0	0	0	0	3.0
01/05/19 at Wagner		7	0-0	.000	0-0	.000	1-2	.500	1	0	1	0.9	0	0	0	0	0	1	2.8
01/10/19 Robert Morris	*	10	0-0	.000	0-0	.000	0-0	.000	0	2	2	1.0	0	0	0	0	0	0	2.6
01/19/19 Sacred Heart		2	0-1	.000	0-1	.000	0-0	.000	0	0	0	0.9	1	1	1	0	0	0	2.4
01/21/19 at LIU Brooklyn		25	1-4	.250	1-4	.250	2-2	1.000	1	4	5	1.2	0	1	3	0	0	5	2.6
01/24/19 at Fairleigh Dickinson		18	1-2	.500	0-1	.000	0-0	.000	0	1	1	1.2	0	3	1	0	0	2	2.5
01/26/19 at Mount St. Mary's		33	5-7	.714	1-2	.500	4-4	1.000	1	6	7	1.6	1	2	1	0	0	15	3.3
01/31/19 at Central Conn. St.		20	1-1	1.000	1-1	1.000	0-0	.000	0	3	3	1.6	3	1	3	0	0	3	3.3
02/02/19 at Sacred Heart		5	0-0	.000	0-0	.000	0-0	.000	0	1	1	1.6	3	0	0	0	0	0	3.1
02/07/19 Wagner		26	2-5	.400	0-2	.000	1-2	.500	1	3	4	1.7	3	2	0	0	0	5	3.2
02/09/19 Fairleigh Dickinson		20	2-4	.500	2-4	.500	0-0	.000	0	0	0	1.7	2	0	3	0	0	6	3.4
02/14/19 LIU Brooklyn		14	0-2	.000	0-1	.000	0-0	.000	0	3	3	1.7	1	2	0	0	0	0	3.2
02/16/19 Central Conn. St.		21	2-3	.667	2-2	1.000	0-0	.000	0	1	1	1.7	0	2	1	0	0	6	3.3
02/21/19 at Saint Francis (PA)		25	3-7	.429	1-3	.333	2-2	1.000	1	2	3	1.7	2	2	0	0	2	9	3.6
02/23/19 at Robert Morris		11	0-1	.000	0-1	.000	0-0	.000	2	0	2	1.8	2	2	1	0	1	0	3.4
02/28/19 Bryant		23	2-4	.500	0-2	.000	0-0	.000	0	1	1	1.7	0	1	1	0	1	4	3.4
03/02/19 Mt. St. Mary's		12	1-4	.250	0-1	.000	0-0	.000	0	1	1	1.7	1	0	2	0	0	2	3.4
03/06/19 at Robert Morris		11	1-1	1.000	0-0	.000	0-0	.000	0	1	1	1.7	1	0	2	0	0	2	3.3
03/21/19 at Hampton		32	7-9	.778	5-6	.833	0-0	.000	0	2	2	1.7	4	4	1	1	1	19	3.9
Total		418	38-75	.507	20-44	.455	13-17	.765	7	40	47	1.7	33	29	25	1	5	109	3.3

# 2019-20 TERRIERS



## #2 ROSEL HURLEY • SENIOR • GUARD

### HURLEY NOTABLES

**PERSONAL INFORMATION:** Height - 6-5 | Weight - 185 lbs | Hometown - Cleveland, OH | High School - Shaker Heights | Prev. School - Kent State/New Mexico Military Institute

**2018-19 IN REVIEW:** Named to NEC Winter Academic Honor Roll...Played in 33 games and made 30 starts as a first-year Terrier...Averaged 9.0 points, 4.1 rebounds, and 1.3 assists per game in 21.9 minutes per game...Ranked fourth on the team in scoring and third in rebounding...Shot 50.4 percent from the field, which was the second-best on the team and ranked eighth in the NEC...Scored a season-high 20 points on 9-of-12 shooting from the floor in 31 minutes of play off the bench on February 16, against CCSU...The 20 points paced the Terriers' en route to a 90-79 victory over CCSU...Converted a season-best nine field goals in the 20-point effort against the Blue Devils...Grabbed a season-high eight rebounds on January 12, against Saint Francis (PA)...Scored in double-digits 16 times and scored 20 or more points once...Poured in 19 points on a near perfect 8-of-9 shooting performance against Fairleigh Dickinson on January 24...Closed the season out with three consecutive double-digit point outputs...Registered 18 points on 8-of-12 shooting from the field in the CIT first Round matchup with Hampton...Dished out a season-high five assists on December 23, against Manhattan...Swiped a season-best four steals on November 18, in the Terriers' first road win of the year at Lafayette.

**PRIOR TO ST. FRANCIS BROOKLYN:** Hurley joins the Terriers after spending 2017-18 at New Mexico Military Institute...He appeared in 29 games and averaged 14.1 points, 5.3 rebounds, and 1.8 assists per game...He scored 20 or more points five times last season and poured in a season-high 25 points in his debut against Northern New Mexico JV on November 1...He registered three double-doubles with his best outing came on November 24 against Strength N Motion Prep when he scored 24 points and pulled down a season-high 12 rebounds...Prior to his time at NMMI, Hurley was a member of the men's basketball team at Kent State from 2015-17...Hurley redshirted his first year at Kent State in 2015-16...In 2016-17 he appeared in three games and scored four points...He scored all of his points on January 6, 2017, against Ohio...He played five minutes and shot 2-of-6 from the field, pulled down two rebounds, and dished out two assists.

### 2018-19 GAME-BY-GAME STATS

Date/Opponent	GS	MIN	FGM/A	PCT	3FG/A	PCT	FTM/A	PCT	OFF	DEF	TOT	AVG	PF	AST	T/O	BLK	STL	PTS	AVG
11/07/18 Medgar Evers	*	21	4-8	.500	0-2	.000	6-7	.857	3	5	8	8.0	2	0	4	0	3	14	14.0
11/11/18 at Boston College	*	15	0-3	.000	0-1	.000	4-6	.667	1	3	4	6.0	2	0	4	1	0	4	9.0
11/14/18 at Richmond	*	22	6-10	.600	0-1	.000	2-2	1.000	5	1	6	6.0	2	2	2	0	1	14	10.7
11/18/18 at Lafayette	*	33	4-12	.333	0-0	.000	2-2	1.000	4	3	7	6.3	3	1	2	0	4	10	10.5
11/23/18 vs IUPUI	*	18	3-5	.600	0-0	.000	0-5	.000	1	1	2	5.4	1	0	0	0	0	6	9.6
11/24/18 at Niagara University	*	14	1-2	.500	0-0	.000	0-0	.000	0	2	2	4.8	1	0	1	0	1	2	8.3
11/28/18 at Presbyterian	*	19	5-8	.625	0-1	.000	0-0	.000	0	7	7	5.1	4	2	2	1	0	10	8.6
12/03/18 St. Joseph's (Brkl'n)	*	17	6-7	.857	0-0	.000	2-2	1.000	3	4	7	5.4	1	3	1	1	2	14	9.3
12/08/18 at NJIT	*	21	0-4	.000	0-0	.000	0-0	.000	1	3	4	5.2	3	1	1	0	0	0	8.2
12/11/18 UMass Lowell	*	32	1-9	.111	0-1	.000	0-1	.000	0	3	3	5.0	4	0	1	1	1	2	7.6
12/15/18 Saint Peter's	*	13	0-2	.000	0-0	.000	0-0	.000	1	0	1	4.6	2	0	2	0	0	0	6.9
12/19/18 at St. John's	*	20	4-7	.571	0-1	.000	0-0	.000	1	3	4	4.6	5	0	1	0	0	8	7.0
12/23/18 Manhattan	*	25	4-8	.500	0-0	.000	3-4	.750	5	3	8	4.8	2	5	1	0	1	11	7.3
01/03/19 at Bryant	*	22	2-5	.400	0-1	.000	0-0	.000	0	3	3	4.7	2	1	2	0	0	4	7.1
01/05/19 at Wagner	*	14	2-3	.667	0-0	.000	0-0	.000	0	1	1	4.5	2	1	3	0	1	4	6.9
01/10/19 Robert Morris	*	17	0-1	.000	0-0	.000	0-0	.000	0	1	1	4.3	1	2	0	0	0	0	6.4
01/12/19 Saint Francis (PA)	*	32	6-11	.545	0-0	.000	3-6	.500	4	4	8	4.5	3	0	1	0	0	15	6.9
01/19/19 Sacred Heart	*	21	4-6	.667	0-1	.000	1-2	.500	3	4	7	4.6	4	1	2	0	0	9	7.1
01/21/19 at LIU Brooklyn	*	28	3-6	.500	1-1	1.000	1-2	.500	2	3	5	4.6	3	0	2	0	1	8	7.1
01/24/19 at Fairleigh Dickinson	*	28	8-9	.889	0-0	.000	3-5	.600	1	2	3	4.6	3	4	2	0	0	19	7.7
01/26/19 at Mount St. Mary's	*	35	6-12	.500	0-1	.000	4-4	1.000	3	3	6	4.6	2	3	2	0	1	16	8.1
01/31/19 at Central Conn. St.	*	11	0-2	.000	0-0	.000	2-4	.500	1	0	1	4.5	3	2	0	0	0	2	7.8
02/02/19 at Sacred Heart	*	14	1-3	.333	0-1	.000	3-3	1.000	1	1	2	4.3	2	1	4	0	0	5	7.7
02/07/19 Wagner	*	28	6-11	.545	0-0	.000	0-3	.000	0	4	4	4.3	0	0	2	1	2	12	7.9
02/09/19 Fairleigh Dickinson	*	25	5-9	.556	0-0	.000	2-3	.667	5	1	6	4.4	2	3	0	0	1	12	8.0
02/14/19 LIU Brooklyn	*	24	4-10	.400	2-4	.500	3-5	.600	1	4	5	4.4	1	2	1	0	0	13	8.2
02/16/19 Central Conn. St.	*	31	9-12	.750	1-2	.500	1-2	.500	1	3	4	4.4	4	1	2	0	1	20	8.7
02/21/19 at Saint Francis (PA)	*	22	2-9	.222	0-0	.000	1-2	.500	0	1	1	4.3	1	3	3	0	0	5	8.5
02/23/19 at Robert Morris	*	20	3-6	.500	0-0	.000	3-3	1.000	1	4	5	4.3	3	0	2	0	0	9	8.6
02/28/19 Bryant	*	9	2-4	.500	0-1	.000	0-0	.000	1	1	2	4.2	4	0	2	0	2	4	8.4
03/02/19 Mt. St. Mary's	*	28	7-14	.500	1-3	.333	1-3	.333	3	2	5	4.3	2	3	0	0	0	16	8.6
03/06/19 at Robert Morris	*	20	5-10	.500	1-2	.500	1-2	.500	0	1	1	4.2	1	1	0	0	1	12	8.8
03/21/19 at Hampton	*	24	8-12	.667	2-5	.400	0-0	.000	0	2	2	4.1	2	2	1	0	0	18	9.0
<b>Total</b>		<b>723</b>	<b>121-240</b>	<b>.504</b>	<b>8-29</b>	<b>.276</b>	<b>48-78</b>	<b>.615</b>	<b>52</b>	<b>83</b>	<b>135</b>	<b>4.1</b>	<b>77</b>	<b>44</b>	<b>53</b>	<b>5</b>	<b>23</b>	<b>298</b>	<b>9.0</b>



# 2019-20 TERRIERS



## #3 ROB HIGGINS • FRESHMAN • GUARD

### HIGGINS NOTABLES

**PERSONAL INFORMATION:** Height - 6-1 | Weight - 175 lbs | Hometown - Middletown, NJ | High School - Middletown North

**PRIOR TO ST. FRANCIS BROOKLYN:** Higgins is a 6-foot-1, 175-pound guard from Middletown, NJ and played four years of varsity basketball at Middletown North High School...Additionally, he played AAU ball for New Heights NYC...The Jersey Shore native concluded his high school career as one of the most prolific scorers in the history of the Shore Conference...Higgins finished his career with 2,278 points, the third-most all-time in the history of the league...He became the first student-athlete ever to lead the Shore Conference in scoring three times...Higgins led the league in scoring three years in a row as he averaged 28.2 points per game as a senior, 28.8 points per game (career-high) as a junior, and 22.9 points per game as a sophomore...After his senior season, the guard was named the B North Player of the Year and was tabbed to the Shore Conference First Team, Asbury Park Press All-Shore First Team, NJHoops.com 11th Team All-State, All-State Group 3, and All-Shooter Third Team...As a junior, Higgins earned the B North Player of the Year honor for the first time and was selected to the All-Shore First Team, First Team Class B, NJ.com First Team All-State Group 3, and NJHoops.com 12th Team All-State...Following his sophomore season, he garnered Shore Conference Class B First Team honors and was named to the Asbury Park Press All-Shore Third Team...As a freshman, he poured in 15.8 points per game, and the coaches selected him to the Shore Conference Class A North First Team...He is the son of Alyson and Rob Higgins and has five siblings, Joanne, Brooke, Paige, Taylor, and Billy...His mother, Alyson, was the captain of the Rutgers dance team...His father, Rob, was a member of the Rutgers football team and played quarterback...He later spent time with the San Diego Chargers of the National Football League (NFL).



# 2019-20 TERRIERS



## #4 CHAUNCEY HAWKINS • JUNIOR • GUARD

### HAWKINS NOTABLES

**PERSONAL INFORMATION:** Height - 5-8 | Weight - 165 lbs | Hometown - Spring Valley, NY | High School - St. Joseph Regional

**2018-19 IN REVIEW:** Appeared in 30 games for the Terriers as a sophomore and averaged 24.8 minutes per contest...Registered 11.1 points, 2.2 rebounds, and 1.9 assists per game...Ranked 26th in the NEC in scoring with 11.1 points per game...Shot 34.3 percent (98-of-286) from the field and 77.6 percent (104-of-134) from the free-throw line...Led the Terriers in both free-throws made (104) and free-throws attempted (134)...Finished 14th in the NEC in free-throw percentage (77.6%)...Came off the bench to score 17 points against ACC power Boston College on November 11...Led the Terriers to victory with 26 points on 9-of-19 shooting from the field in a win over Lafayette on November 18...Recorded back-to-back 20-plus point outings against Niagara and Presbyterian on November 24 and November 28, respectively...Poured in 22 points on 6-of-11 shooting from the floor, 3-of-6 shooting from three, and 7-of-8 shooting from the free-throw line in a win at Niagara...Scored a career-high 27 points on 8-of-14 shooting from the field, 4-of-5 shooting from three, and 7-of-8 shooting from the line in a victory at Presbyterian...Registered 23 points on 8-of-17 shooting from the field in a win over Sacred Heart on January 19...The Terriers were 4-0 when Hawkins scored 20 or more points in a game...Scored in double-digits 14 times...Dished out a career-high seven assists in the season opener against Medgar Evers on November 7...Grabbed a career-best six rebounds on March 2, against Mount St. Mary's...Swiped a career-high three steals vs. Bryant on February 28.

**2017-18 IN REVIEW:** NEC Co-Rookie of the Week on January 29...Averaged 6.6 points, 1.5 assists, and 1.4 rebounds per game in his freshman campaign...He shot 35.0 percent from the field and 74.0 percent from the free-throw line...He tallied double-digit points on nine occasions last season...Scored six points and handed out four assists in the season-opener at Duquesne...Scored 18 points and dished out a career-best six assists versus the College of New Rochelle...Scored a team-high 14 points against Army...Contributed 11 points vs. Maritime...Scored 10 points and went 4-of-4 from the free-throw line in the closing seconds to secure the win at Sacred Heart...Scored nine points at Robert Morris...Came up big with a 16 point performance at FDU on 4-of-6 shooting...Followed that up with a career-best 19 points and four threes at Mount St. Mary's...Scored 18 points, 16 in the second half at Wagner...Scored 11 first half point at Central on 5-of-10 shooting from the field.

**PRIOR TO ST. FRANCIS BROOKLYN:** Hawkins, a 5-foot-8 guard, earned first-team All-North Jersey honors during his senior year after averaging 19.2 points, 4.9 rebounds, 4.1 assists and 3.4 steals...Needing 29 points to reach 1,000 for his career, Hawkins exploded for a career-high 38 points to lift St. Joseph to a 77-73 win over Pascack Valley in February of 2017...He finished with 1,198 career points and led St. Joseph to a No. 11 ranking in the NJ.com Top 50 Poll...The team reached the North Jersey, Non-Public A semifinals after besting Delbarton in the quarterfinals.

### 2018-19 GAME-BY-GAME STATS

Date/Opponent	GS	MIN	FGM/A	PCT	3FG/A	PCT	FTM/A	PCT	OFF	DEF	TOT	AVG	PF	AST	T/O	BLK	STL	PTS	AVG
11/07/18 Medgar Evers		12	0-3	.000	0-3	.000	2-2	1.000	0	1	1	1.0	1	7	1	0	1	2	2.0
11/11/18 at Boston College		28	6-12	.500	2-5	.400	3-4	.750	2	1	3	2.0	2	2	4	2	0	17	9.5
11/14/18 at Richmond		24	1-10	.100	0-4	.000	2-2	1.000	1	1	2	2.0	2	0	1	0	1	4	7.7
11/18/18 at Lafayette		32	9-19	.474	2-6	.333	6-10	.600	0	1	1	1.8	3	2	0	0	2	26	12.3
11/23/18 vs IUPUI		23	1-8	.125	0-3	.000	4-5	.800	1	3	4	2.2	1	0	3	0	0	6	11.0
11/24/18 at Niagara University		24	6-11	.545	3-6	.500	7-8	.875	0	1	1	2.0	3	1	1	0	0	22	12.8
11/28/18 at Presbyterian		31	8-14	.571	4-5	.800	7-8	.875	0	2	2	2.0	1	5	0	0	0	27	14.9
12/03/18 St. Joseph's (Brkln)		13	2-6	.333	1-2	.500	1-2	.500	1	2	3	2.1	3	2	2	0	0	6	13.8
12/08/18 at NJIT		29	3-16	.188	0-6	.000	4-4	1.000	0	3	3	2.2	2	2	2	0	0	10	13.3
12/11/18 UMass Lowell		21	6-12	.500	1-3	.333	5-6	.833	0	2	2	2.2	2	0	2	0	0	18	13.8
12/15/18 Saint Peter's		30	2-10	.200	0-0	.000	4-7	.571	0	0	0	2.0	3	2	2	0	2	8	13.3
12/19/18 at St. John's		35	4-18	.222	3-12	.250	5-6	.833	1	4	5	2.3	3	2	6	0	3	16	13.5
12/23/18 Manhattan		26	0-4	.000	0-0	.000	2-2	1.000	0	5	5	2.5	3	1	5	0	1	2	12.6
01/03/19 at Bryant		17	1-5	.200	0-1	.000	4-4	1.000	0	0	0	2.3	2	2	1	0	0	6	12.1
01/05/19 at Wagner		29	0-6	.000	0-4	.000	5-6	.833	0	2	2	2.3	2	1	2	0	2	5	11.7
01/10/19 Robert Morris		21	1-7	.143	0-2	.000	0-1	.000	1	1	2	2.3	1	2	3	0	0	2	11.1
01/12/19 Saint Francis (PA)		16	1-4	.250	1-1	1.000	0-0	.000	0	4	4	2.4	2	3	4	0	0	3	10.6
01/19/19 Sacred Heart		33	8-17	.471	3-5	.600	4-5	.800	1	3	4	2.4	3	3	1	0	2	23	11.3
01/31/19 at Central Conn. St.		21	3-7	.429	2-5	.400	2-2	1.000	0	2	2	2.4	0	0	1	0	1	10	11.2
02/02/19 at Sacred Heart		26	6-9	.667	3-5	.600	3-4	.750	0	1	1	2.4	2	0	1	1	1	18	11.6
02/07/19 Wagner		23	1-7	.143	0-3	.000	2-3	.667	0	1	1	2.3	4	2	1	0	0	4	11.2
02/09/19 Fairleigh Dickinson		29	3-8	.375	0-2	.000	8-9	.889	0	2	2	2.3	3	2	2	1	1	14	11.3
02/14/19 LIU Brooklyn		18	4-7	.571	1-1	1.000	7-7	1.000	0	1	1	2.2	1	2	0	0	1	16	11.5
02/16/19 Central Conn. St.		26	1-8	.125	0-2	.000	7-8	.875	0	0	0	2.1	0	1	0	0	0	9	11.4
02/21/19 at Saint Francis (PA)		23	6-11	.545	2-6	.333	2-3	.667	0	1	1	2.1	2	2	4	0	1	16	11.6
02/23/19 at Robert Morris		28	3-11	.273	1-5	.200	2-4	.500	2	1	3	2.1	3	2	1	0	2	9	11.5
02/28/19 Bryant		30	3-6	.500	0-0	.000	3-4	.750	0	1	1	2.1	0	4	2	0	3	9	11.4
03/02/19 Mt. St. Mary's		24	5-9	.556	1-2	.500	2-4	.500	3	3	6	2.2	2	3	1	0	2	13	11.5
03/06/19 at Robert Morris		32	3-12	.250	1-4	.250	1-4	.250	0	2	2	2.2	4	1	1	0	2	8	11.3
03/21/19 at Hampton		19	1-9	.111	1-5	.200	0-0	.000	0	2	2	2.2	5	2	3	0	1	3	11.1
Total		743	98-286	.343	32-108	.296	104-134	.776	13	53	66	2.2	65	58	57	4	29	332	11.1



# 2019-20 TERRIERS



## #5 YARADYAH EVANS • JUNIOR • FORWARD

### EVANS NOTABLES

**PERSONAL INFORMATION:** Height - 6-6 | Weight - 200 lbs | Hometown - Brooklyn, NY | High School - South Shore

**2018-19 IN REVIEW:** Appeared in 33 games, made 31 starts, and logged 19.6 minutes per contest as a sophomore...Averaged 4.1 points and 5.2 rebounds per game...Ranked second on the Terriers in rebounds per game with 5.2...Tied for 17th in the conference in rebounds and ranked 11th in defensive rebounds per game with 4.06...Scored a career-high 11 points on 4-of-7 shooting from the field on January 3, against Bryant...Had his second double-digit scoring outing of the season on January 31, against CCSU as he tallied 10 points, pulled down seven rebounds, and dished out a season-high four assists against the Blue Devils...Recorded 10 or more rebounds in a game five times and notched a career-high with 18 boards vs. Saint Peter's on December 15...He later grabbed 15 rebounds on the road at Sacred Heart on February 2...The 18 rebounds were the second-most by an NEC student-athlete in 2018-19...The 18 boards were also the most by a Terrier since Jalen Cannon, pulled down 20 against FDU on February 25, 2012...He was one of two players in the NEC to have multiple games with 15 or more rebounds in 2018-19.

**2017-18 IN REVIEW:** Appeared in 15 contests and averaged 1.5 points per game as a freshman...He registered 8.1 minutes per game and logged a season-high 20 minutes of action against Florida Gulf Coast on November 26...He tallied a season-high six points on November 15 against Manhattan where he hit knocked down a pair of three-pointers for his first career points...Evans pulled down a season-high six rebounds at home versus Maritime on December 16...for the season he shot 8-of-24 from the field and 3-of-13 from behind the arc.

**PRIOR TO ST. FRANCIS BROOKLYN:** Played three years at Harry Van Arsdale before finishing up at South Shore...Averaged 15.3 points and 8.2 rebounds in his senior year...Hit a game-winning jumper against Bishop Loughlin in a holiday tournament game...Recorded a game-winning blocks against Thomas Jefferson.

### 2018-19 GAME-BY-GAME STATS

Date/Opponent	GS	MIN	FGM/A	PCT	3FG/A	PCT	FTM/A	PCT	OFF	DEF	TOT	AVG	PF	AST	T/O	BLK	STL	PTS	AVG
11/07/18 Medgar Evers	*	13	2-3	.667	0-1	.000	0-0	.000	0	2	2	2.0	5	1	3	1	0	4	4.0
11/11/18 at Boston College	*	31	1-1	1.000	0-0	.000	0-1	.000	0	3	3	2.5	3	2	0	1	2	3.0	
11/14/18 at Richmond	*	26	2-5	.400	2-5	.400	2-2	1.000	0	6	6	3.7	1	0	1	0	8	4.7	
11/18/18 at Lafayette	*	18	1-4	.250	0-3	.000	0-0	.000	0	4	4	3.8	0	0	1	1	1	2	4.0
11/23/18 vs IUPUI	*	30	3-8	.375	0-3	.000	2-2	1.000	0	6	6	4.2	3	1	3	0	3	8	4.8
11/24/18 at Niagara University	*	18	1-5	.200	1-3	.333	1-4	.250	0	3	3	4.0	1	0	1	1	0	4	4.7
11/28/18 at Presbyterian	*	22	1-5	.200	0-2	.000	0-0	.000	2	3	5	4.1	4	1	0	0	0	2	4.3
12/03/18 St. Joseph's (Brkln)	*	18	4-9	.444	0-3	.000	1-1	1.000	0	4	4	4.1	1	1	0	1	0	9	4.9
12/08/18 at NJIT	*	10	2-6	.333	1-4	.250	0-0	.000	0	3	3	4.0	3	1	2	1	0	5	4.9
12/11/18 UMass Lowell	*	27	1-4	.250	1-2	.500	1-2	.500	2	9	11	4.7	3	1	0	2	0	4	4.8
12/15/18 Saint Peter's	*	33	2-5	.400	2-4	.500	0-1	.000	5	13	18	5.9	3	2	2	2	0	6	4.9
12/19/18 at St. John's	*	25	1-5	.200	0-1	.000	0-0	.000	2	6	8	6.1	0	2	1	1	1	2	4.7
12/23/18 Manhattan	*	19	3-7	.429	1-4	.250	0-0	.000	0	2	2	5.8	4	0	1	0	0	7	4.8
01/03/19 at Bryant	*	22	4-7	.571	1-2	.500	2-2	1.000	1	4	5	5.7	3	0	2	2	1	11	5.3
01/05/19 at Wagner	*	18	0-3	.000	0-1	.000	0-0	.000	1	3	4	5.6	3	1	2	0	1	0	4.9
01/10/19 Robert Morris	*	23	1-2	.500	1-2	.500	0-0	.000	0	3	3	5.4	2	0	1	0	1	3	4.8
01/12/19 Saint Francis (PA)	*	25	1-5	.200	1-4	.250	0-0	.000	3	4	7	5.5	4	3	3	0	3	3	4.7
01/19/19 Sacred Heart	*	21	2-5	.400	0-2	.000	1-1	1.000	0	5	5	5.5	1	0	2	0	4	5	4.7
01/21/19 at LIU Brooklyn	*	9	2-3	.667	2-3	.667	0-0	.000	0	1	1	5.3	3	0	1	0	0	6	4.8
01/24/19 at Fairleigh Dickinson	*	30	0-6	.000	0-4	.000	2-2	1.000	3	7	10	5.5	2	0	2	0	1	2	4.7
01/26/19 at Mount St. Mary's	*	13	0-4	.000	0-1	.000	0-0	.000	1	3	4	5.4	4	0	1	0	1	0	4.4
01/31/19 at Central Conn. St.	*	31	4-7	.571	0-3	.000	2-3	.667	3	4	7	5.5	3	4	1	0	2	10	4.7
02/02/19 at Sacred Heart	*	32	1-6	.167	0-1	.000	1-2	.500	3	12	15	5.9	1	0	0	2	1	3	4.6
02/07/19 Wagner	*	12	1-4	.250	0-2	.000	1-2	.500	3	1	4	5.8	2	0	0	0	1	3	4.5
02/09/19 Fairleigh Dickinson	*	6	1-2	.500	0-1	.000	0-0	.000	1	0	1	5.6	0	0	0	0	0	2	4.4
02/14/19 LIU Brooklyn	*	19	1-4	.250	0-2	.000	0-0	.000	1	2	3	5.5	0	1	3	2	1	2	4.3
02/16/19 Central Conn. St.	*	15	2-2	1.000	0-0	.000	0-0	.000	0	3	3	5.4	4	0	0	1	1	4	4.3
02/21/19 at Saint Francis (PA)	*	8	1-2	.500	0-1	.000	0-0	.000	0	2	2	5.3	3	0	0	0	0	2	4.3
02/23/19 at Robert Morris	*	16	2-3	.667	0-0	.000	0-1	.000	1	1	2	5.2	2	1	3	1	0	4	4.2
02/28/19 Bryant	*	7	1-2	.500	0-0	.000	0-0	.000	2	2	4	5.2	3	2	2	0	1	2	4.2
03/02/19 Mt. St. Mary's	*	5	1-1	1.000	1-1	1.000	0-0	.000	1	0	1	5.0	2	0	0	0	0	3	4.1
03/06/19 at Robert Morris	*	31	2-3	.667	1-2	.500	0-0	.000	1	10	11	5.2	3	1	2	1	3	5	4.2
03/21/19 at Hampton	*	15	1-5	.200	0-2	.000	0-0	.000	3	3	6	5.2	1	0	0	1	0	2	4.1
<b>Total</b>		<b>648</b>	<b>52-143</b>	<b>.364</b>	<b>15-69</b>	<b>.217</b>	<b>16-27</b>	<b>.593</b>	<b>39</b>	<b>134</b>	<b>173</b>	<b>5.2</b>	<b>77</b>	<b>25</b>	<b>40</b>	<b>20</b>	<b>28</b>	<b>135</b>	<b>4.1</b>

# 2019-20 TERRIERS



## #11 JOSHUA NURSE • GRADUATE • FORWARD

### NURSE NOTABLES

**PERSONAL INFORMATION:** Height - 6-10 | Weight - 210 lbs | Hometown - Laurelton, NY | High School - Queens High School of Teaching

**2018-19 IN REVIEW:** Missed entire season due to injury.

**2017-18 IN REVIEW:** Made 28 starts and averaged 9.4 minutes per game...He averaged 1.5 points, 1.8 rebounds, and 0.55 blocks per game...For the season he shot 39.1 percent from the field...On February 1, Nurse blocked a career-high four shots at Bryant and also pulled down a career-best eight rebounds in the win...Swatted away three shots at Wagner on February 3...Registered two or more blocks in a game four times as a junior...Recorded a career-best four assists in just 11 minutes against Central Connecticut.

**2016-17 IN REVIEW:** Started 14 contests and averaged 9.7 minutes per game...Was second on the squad with 16 blocks...Grabbed five rebounds versus Fairleigh Dickinson (1/26/17)...Scored five points and grabbed six boards versus SFU (2/2/17)...Grabbed a career-high seven rebounds and blocked a career-best three shots versus Robert Morris (2/4/17).

**2015-16 IN REVIEW:** Grabbed three boards in the victory against Mount St. Vincent...Made a big impact for the first time in his young career in the win against SFU...Scored his first four career points as he went 4-of-4 from the line and added five rebounds, a block and a steal in 12 minutes off the bench in the opening half.

**PRIOR TO ST. FRANCIS BROOKLYN:** Nurse flourished during his senior season at the Queens HS of Teaching...He averaged almost 11 points and 16.0 rebounds during the PSAL regular season, upping his scoring to almost 14 ppg during the PSAL playoffs...He also averaged 2.3 assists per contest and was named to the Mayor's Trophy Game...The Queens Times Ledger named Nurse a 2015 All Queens Honorable mention selection.

### 2017-18 GAME-BY-GAME STATS

Date/Opponent	GS	MIN	FGM/A	PCT	3FG/A	PCT	FTM/A	PCT	OFF	DEF	TOT	AVG	PF	AST	T/O	BLK	STL	PTS	AVG
11/11/17 at Duquesne	*	5	0-2	.000	0-0	.000	0-0	.000	1	0	1	1.0	0	0	1	0	0	0	0.0
11/19/17 BRWN	*	4	0-0	.000	0-0	.000	0-0	.000	0	1	1	1.0	1	0	1	0	0	0	0.0
11/24/17 vs Navy	*	10	0-1	.000	0-0	.000	0-0	.000	0	0	0	0.7	2	0	1	0	0	0	0.0
11/26/17 at FGCU	*	22	1-1	1.000	0-0	.000	1-2	.500	1	4	5	1.8	4	2	2	1	0	3	0.8
11/30/17 CNR-MBB	*	10	1-2	.500	0-0	.000	0-0	.000	1	4	5	2.4	2	0	0	0	0	2	1.0
12/03/17 at Notre Dame	*	12	2-3	.667	0-0	.000	0-0	.000	1	2	3	2.5	1	1	0	0	0	4	1.5
12/09/17 at Fordham	*	8	0-1	.000	0-0	.000	0-0	.000	0	0	0	2.1	1	1	1	0	0	0	1.3
12/12/17 ARMY	*	10	1-1	1.000	0-0	.000	0-0	.000	1	2	3	2.3	4	1	1	0	2	2	1.4
12/16/17 MARITIME	*	7	0-1	.000	0-0	.000	2-4	.500	0	0	0	2.0	1	0	0	0	1	2	1.4
12/23/17 at Saint Peter's	*	11	0-0	.000	0-0	.000	0-0	.000	0	2	2	2.0	3	0	3	2	0	0	1.3
12/29/17 at Sacred Heart	*	11	2-3	.667	0-0	.000	0-0	.000	1	1	2	2.0	3	1	1	0	0	4	1.5
12/31/17 WAGNER	*	7	0-4	.000	0-0	.000	0-0	.000	1	0	1	1.9	1	0	1	0	0	0	1.4
01/04/18 at Robert Morris	*	7	2-3	.667	0-0	.000	0-0	.000	1	0	1	1.8	1	0	1	0	0	4	1.6
01/06/18 at SFU	*	10	0-0	.000	0-0	.000	0-2	.000	0	3	3	1.9	3	1	1	2	0	0	1.5
01/11/18 CCSU	*	11	0-2	.000	0-0	.000	0-0	.000	3	0	3	2.0	3	4	1	1	0	0	1.4
01/13/18 Sacred Heart	*	9	1-3	.333	0-0	.000	1-2	.500	1	1	2	2.0	1	1	0	1	0	3	1.5
01/18/18 MOUNT	*	10	1-1	1.000	0-0	.000	1-2	.500	0	1	1	1.9	3	1	1	0	1	3	1.6
01/20/18 BRY	*	7	1-1	1.000	0-0	.000	0-0	.000	1	1	2	1.9	3	0	2	1	0	2	1.6
01/23/18 at Fairleigh Dickinson	*	8	0-1	.000	0-0	.000	1-2	.500	0	0	0	1.8	3	0	0	0	0	1	1.6
01/27/18 at Mount St. Mary's	*	4	0-0	.000	0-0	.000	0-0	.000	0	0	0	1.8	2	0	0	0	0	0	1.5
02/01/18 at Bryant	*	18	1-3	.333	0-0	.000	0-0	.000	3	5	8	2.0	0	0	2	4	0	2	1.5
02/03/18 at Wagner	*	7	0-0	.000	0-0	.000	0-4	.000	0	0	0	2.0	0	0	1	3	1	0	1.5
02/08/18 Robert Morris	*	6	0-0	.000	0-0	.000	0-0	.000	0	1	1	1.8	3	2	2	0	0	0	1.5
02/10/18 SFU	*	5	0-0	.000	0-0	.000	0-2	.000	0	0	0	1.7	1	1	1	0	0	0	1.4
02/15/18 LIUMB	*	8	1-2	.500	0-0	.000	0-1	.000	0	1	1	1.7	4	1	0	0	0	2	1.4
02/17/18 Fairleigh Dickinson	*	10	1-2	.500	0-0	.000	1-2	.500	3	0	3	1.7	3	0	1	0	0	3	1.5
02/22/18 at LIU Brooklyn	*	9	1-4	.250	0-0	.000	0-0	.000	2	0	2	1.9	2	0	0	0	0	2	1.4
02/24/18 at Central Connecticut	*	15	0-0	.000	0-0	.000	0-0	.000	1	0	1	1.8	3	0	1	0	0	0	1.4
02/28/18 at LIU Brooklyn	*	13	2-5	.400	0-0	.000	0-1	.000	2	0	2	1.8	3	0	0	1	0	4	1.5
Total		274	18-46	.391	0-0	.000	7-24	.292	24	29	53	1.8	61	17	26	16	5	43	1.5



# 2019-20 TERRIERS



## #14 UNIQUE MCLEAN • GRADUATE • GUARD

### MCLEAN NOTABLES

**PERSONAL INFORMATION:** Height - 6-2 | Weight - 175 lbs | Hometown - Brooklyn, NY | High School - The MacDuffie School | Prev. School - UMass

**PRIOR TO ST. FRANCIS BROOKLYN:** McLean, a Brooklyn, NY native returned to his hometown after spending his undergraduate career at the University of Massachusetts in the Atlantic 10...The 6-foot-2, 175-pound guard played in 56 games and made 28 starts over two seasons at UMass...He tallied 4.5 points, 4.3 rebounds, and 1.6 assists in 22.5 minutes per game as a member of the Minutemen...In 2018-19, he appeared in 23 games and made eight starts...He averaged 3.0 points, 3.3 rebounds, and 1.3 assists per game for UMass...The guard scored a season-high 11 points on 5-of-9 shooting from the field at Duquesne on March 2...He pulled down a season-best nine rebounds at George Mason on February 13...McLean had his best all-around game on February 6, against Fordham when he registered 10 points, six rebounds, and six assists...He grabbed five or more rebounds in each of the final 10 games of the season...In his first season at UMass, McLean played in 31 games and made 18 starts...He totaled 5.5 points, 4.9 rebounds, and 1.8 assists for the Minutemen in 2017-18...McLean scored a career-high 14 points, pulled down a career-high 12 rebounds, and dished out five assists for his first double-double against Fordham on January 27, 2018...McLean attended The MacDuffie School in Massachusetts and earned a 3-star rating from ESPN, 24/7Sports, and Rivals coming out of high school...He was No. 5 in Massachusetts, No. 53 at shooting guard, and No. 56 in the Northeast Region (ESPN).

### 2018-19 GAME-BY-GAME STATS AT UMASS

Date/Opponent	GS	MIN	FGM/A	PCT	3FG/A	PCT	FTM/A	PCT	OFF	DEF	TOT	AVG	PF	AST	T/O	BLK	STL	PTS	AVG
11/09/18 New Hampshire		8	1-1	1.000	0-0	.000	0-0	.000	0	1	1	1.0	1	1	0	0	0	2	1.0
11/13/18 Harvard		2	0-0	.000	0-0	.000	0-0	.000	0	0	0	0.7	2	0	0	0	0	0	0.7
11/22/18 vs Southern Illinois		3	1-1	1.000	0-0	.000	1-2	.500	1	0	1	0.8	0	0	1	0	0	3	1.3
11/23/18 vs Nevada		5	0-0	.000	0-0	.000	1-2	.500	0	0	0	0.6	0	0	0	0	0	1	1.2
12/07/18 at Providence		10	0-0	.000	0-0	.000	0-0	.000	0	1	1	0.7	1	0	0	0	0	0	1.0
12/21/18 Fairleigh Dickinson		15	0-0	.000	0-0	.000	0-0	.000	0	1	1	0.7	2	0	1	0	0	0	0.9
12/30/18 at Georgia		2	0-1	.000	0-1	.000	0-0	.000	0	0	0	0.6	0	0	0	0	0	0	0.8
01/05/18 La Salle		1	0-0	.000	0-0	.000	0-0	.000	0	1	1	1.0	0	0	0	0	0	0	0.0
01/09/19 at Saint Louis		8	0-0	.000	0-0	.000	0-0	.000	0	1	1	0.7	0	0	0	0	0	0	0.7
01/13/19 at Dayton		8	0-0	.000	0-0	.000	0-0	.000	0	1	1	0.7	1	0	1	0	1	0	0.6
01/19/19 at VCU		13	2-6	.333	0-0	.000	2-2	1.000	4	0	4	1.0	0	0	0	0	1	6	1.1
01/30/19 at La Salle		2	0-0	.000	0-0	.000	0-0	.000	0	0	0	0.9	0	0	0	0	0	0	1.0
02/02/19 at Saint Joseph's		22	1-1	1.000	0-0	.000	2-2	1.000	0	4	4	1.2	4	1	1	0	1	4	1.2
02/06/19 Fordham		28	2-2	1.000	0-0	.000	6-6	1.000	1	5	6	1.5	0	6	1	1	1	10	1.9
02/09/19 Davidson	*	33	2-5	.400	0-0	.000	0-0	.000	2	5	7	1.9	4	4	1	0	1	4	2.0
02/13/19 at George Mason	*	37	2-3	.667	0-0	.000	0-0	.000	3	6	9	2.3	3	2	0	0	0	4	2.1
02/20/19 at George Washington	*	20	1-3	.333	0-0	.000	0-0	.000	1	4	5	2.5	1	2	1	0	1	2	2.1
02/23/19 Saint Joseph's	*	38	3-5	.600	0-0	.000	1-1	1.000	1	4	5	2.6	1	2	2	0	1	7	2.4
02/26/19 Dayton	*	26	1-3	.333	0-0	.000	2-2	1.000	2	3	5	2.7	1	1	3	0	0	4	2.5
03/02/19 at Duquesne	*	36	5-9	.556	0-1	.000	1-2	.500	2	3	5	2.9	2	2	2	0	0	11	2.9
03/06/19 Richmond	*	26	3-4	.750	0-0	.000	0-0	.000	3	4	7	3.0	2	2	2	1	0	6	3.0
03/09/19 at Rhode Island		32	2-4	.500	0-0	.000	0-0	.000	3	4	7	3.2	1	3	3	0	0	4	3.1
03/13/19 vs George Washington	*	25	1-3	.333	0-0	.000	0-0	.000	0	6	6	3.3	4	3	2	1	1	2	3.0
Total		400	27-51	.529	0-2	.000	16-19	.842	23	54	77	3.3	30	29	21	3	8	70	3.0

# 2019-20 TERRIERS

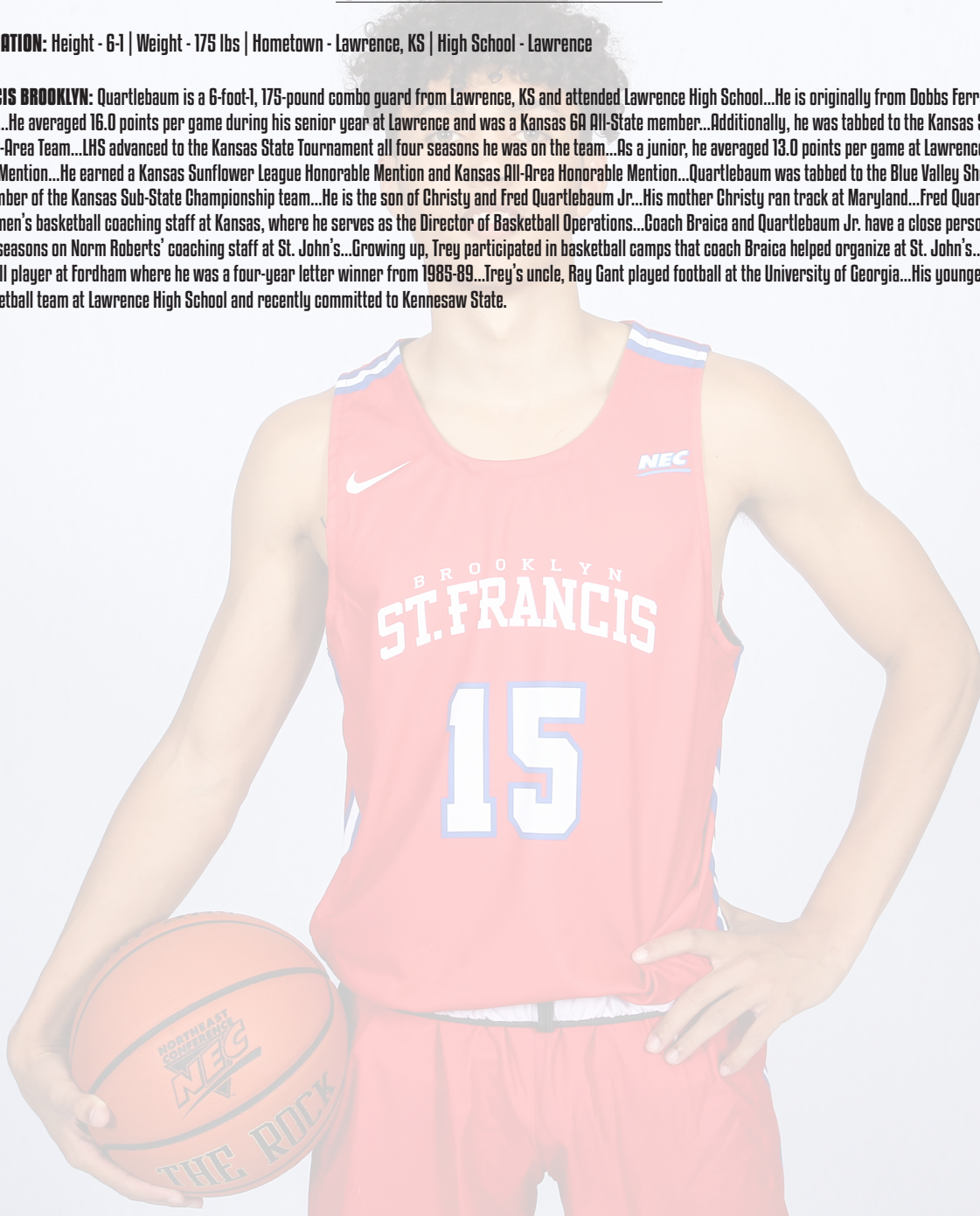


## #15 TREY QUARTLEBAUM • FRESHMAN • GUARD

### QUARTLEBAUM NOTABLES

**PERSONAL INFORMATION:** Height - 6-1 | Weight - 175 lbs | Hometown - Lawrence, KS | High School - Lawrence

**PRIOR TO ST. FRANCIS BROOKLYN:** Quartlebaum is a 6-foot-1, 175-pound combo guard from Lawrence, KS and attended Lawrence High School...He is originally from Dobbs Ferry, NY and played AAU ball for KC Run GMC...He averaged 16.0 points per game during his senior year at Lawrence and was a Kansas 6A All-State member...Additionally, he was tabbed to the Kansas Sunflower League First Team and Kansas All-Area Team...LHS advanced to the Kansas State Tournament all four seasons he was on the team...As a junior, he averaged 13.0 points per game at Lawrence and was a Kansas 6A All-State Honorable Mention...He earned a Kansas Sunflower League Honorable Mention and Kansas All-Area Honorable Mention...Quartlebaum was tabbed to the Blue Valley Shootout All-Tournament Team and was a member of the Kansas Sub-State Championship team...He is the son of Christy and Fred Quartlebaum Jr...His mother Christy ran track at Maryland...Fred Quartlebaum Jr. is currently a member of the men's basketball coaching staff at Kansas, where he serves as the Director of Basketball Operations...Coach Braica and Quartlebaum Jr. have a close personal relationship as they both spent six seasons on Norm Roberts' coaching staff at St. John's...Growing up, Trey participated in basketball camps that coach Braica helped organize at St. John's...Quartlebaum Jr. was a standout basketball player at Fordham where he was a four-year letter winner from 1985-89...Trey's uncle, Ray Gant played football at the University of Georgia...His younger brother Mayson is a member of the basketball team at Lawrence High School and recently committed to Kennesaw State.





# 2019-20 TERRIERS



## #21 MILIJA COSIC • SENIOR • FORWARD

### COSIC NOTABLES

**PERSONAL INFORMATION:** Height - 6-6 | Weight - 220 lbs | Hometown - Belgrade, Serbia | High School - Cannon School | Prev. School - Frank Phillips College

**2018-19 IN REVIEW:** Missed entire season due to injury.

**2017-18 IN REVIEW:** Appeared in 29 games (two starts) and averaged 18.8 minutes per game...Averaged 7.1 points and 3.0 rebounds per game in his first season on Remsen Street...Shot 47.3 percent from the field and 74.5 percent from the free-throw line...Scored 11 points on 4-of-5 shooting at Manhattan...Scored a career-high 16 points and recorded eight rebounds versus the College of New Rochelle...Tallied eight points and eight rebounds in his first career start at Notre Dame...Scored 10 points in just 16 minutes off the bench against Army...Pulled down a career-high nine rebounds at home against Maritime on December 16...Matched his career-high with 16 points against Wagner, 14 of which came in the second half on December 31...Scored 13 points and shot a career-best 3-of-3 from three-point range at Robert Morris...Scored 13 points and went 3-of-3 from behind the arc in the win at Bryant...Scored 14 points on 5-of-7 shooting against Fairleigh Dickinson...Recorded 10 or more points in 11 contests.

**PRIOR TO ST. FRANCIS BROOKLYN:** Cosic, a 6-foot-6 forward, will have three years of eligibility after playing one season at Frank Phillips College in Borger, Texas...Last season, Cosic played in only 15 games for the Plainsmen after suffering an early-season ankle injury, and averaged 6.9 points and 4.2 rebounds per game in 22.0 minutes per contest...He shot 48.7 percent from the floor and 86.7 percent from the foul line. Cosic scored a season-high 16 points at New Mexico on February 27th and added 14 on February 6th against perennial JUCO power South Plains.

### 2017-18 GAME-BY-GAME STATS

Date/Opponent	GS	MIN	FGM/A	PCT	3FG/A	PCT	FTM/A	PCT	OFF	DEF	TOT	AVG	PF	AST	T/O	BLK	STL	PTS	AVG
11/11/17 at Duquesne		20	2-6	.333	0-0	.000	0-0	.000	2	2	4	4.0	3	1	1	0	1	4	4.0
11/15/17 at Manhattan		12	4-5	.800	0-0	.000	3-4	.750	1	1	2	3.0	4	0	2	0	0	11	7.5
11/19/17 BRWN		18	0-2	.000	0-0	.000	0-0	.000	0	1	1	2.3	1	0	1	0	0	0	5.0
11/24/17 vs Navy		10	1-2	.500	0-0	.000	3-4	.750	0	3	3	2.5	4	0	3	0	2	5	5.0
11/25/17 vs Denver		26	0-0	.000	0-0	.000	6-8	.750	0	0	0	2.0	4	1	0	0	0	6	5.2
11/30/17 CNR-MBB		19	6-12	.500	0-1	.000	4-4	1.000	6	2	8	3.6	0	1	1	0	1	16	7.2
12/03/17 at Notre Dame	*	29	3-7	.429	0-2	.000	2-2	1.000	5	3	8	4.3	2	0	2	0	0	8	7.3
12/09/17 at Fordham	*	14	0-4	.000	0-3	.000	0-0	.000	1	4	5	4.4	1	0	2	0	0	0	6.3
12/12/17 ARMY		16	4-8	.500	0-0	.000	2-4	.500	0	1	1	4.0	1	0	0	1	1	10	6.8
12/16/17 MARITIME		18	3-9	.333	0-1	.000	4-7	.571	6	3	9	4.6	3	0	2	0	1	10	7.1
12/29/17 at Sacred Heart		13	2-2	1.000	0-0	.000	0-0	.000	0	2	2	4.3	5	0	0	0	0	4	6.8
12/31/17 WAGNER		24	6-10	.600	1-1	1.000	3-4	.750	1	1	2	4.1	3	1	3	0	0	16	7.6
01/04/18 at Robert Morris		31	4-5	.800	3-3	1.000	2-3	.667	0	3	3	4.0	3	0	2	0	0	13	8.1
01/06/18 at SFU		22	5-10	.500	0-1	.000	0-0	.000	1	0	1	3.8	3	0	2	2	0	10	8.2
01/11/18 CCSU		18	2-2	1.000	0-0	.000	1-1	1.000	3	1	4	3.8	4	0	1	1	0	5	8.0
01/13/18 Sacred Heart		8	0-1	.000	0-0	.000	0-0	.000	0	1	1	3.6	4	0	1	0	1	0	7.5
01/18/18 MOUNT		28	2-4	.500	1-2	.500	1-1	1.000	0	0	0	3.4	2	1	1	1	1	6	7.4
01/20/18 BRY		18	4-6	.667	0-1	.000	0-0	.000	1	1	2	3.3	2	0	1	0	0	8	7.4
01/25/18 at Fairleigh Dickinson		19	0-5	.000	0-0	.000	0-0	.000	0	2	2	3.1	1	2	1	0	0	0	6.9
01/27/18 at Mount St. Mary's		18	2-4	.500	0-1	.000	0-0	.000	1	3	4	3.1	3	0	0	0	0	4	6.8
02/01/18 at Bryant		17	4-8	.500	3-3	1.000	2-2	1.000	4	1	5	3.2	4	1	3	0	1	13	7.1
02/03/18 at Wagner		11	1-4	.250	1-2	.500	0-0	.000	1	0	1	3.2	3	0	2	0	0	3	7.2
02/08/18 Robert Morris		15	2-5	.400	2-4	.500	1-2	.500	2	1	3	3.2	2	0	1	1	0	7	7.2
02/10/18 SFU		17	2-4	.500	0-2	.000	0-0	.000	2	1	3	3.2	3	0	2	0	0	4	7.0
02/15/18 LIUMBB		26	6-15	.400	0-1	.000	0-0	.000	2	3	5	3.2	3	0	2	0	1	12	7.2
02/17/18 Fairleigh Dickinson		19	5-7	.714	1-1	1.000	3-4	.750	2	0	2	3.2	4	0	0	0	0	14	7.5
02/22/18 at LIU Brooklyn		21	1-6	.167	0-1	.000	0-0	.000	2	2	4	3.1	4	1	1	0	0	2	7.1
02/24/18 at Central Connecticut		24	5-7	.714	1-2	.500	0-0	.000	1	0	1	3.1	2	0	5	0	0	11	7.2
02/28/18 at LIU Brooklyn		15	2-5	.400	0-2	.000	1-1	1.000	0	0	0	3.0	1	1	2	0	0	5	7.1
Total		546	78-165	.473	13-34	.382	38-51	.745	44	42	86	3.0	79	10	44	6	10	207	7.1



# 2019-20 TERRIERS



## #30 ALEX MAY • FRESHMAN • GUARD

### MAY NOTABLES

**PERSONAL INFORMATION:** Height - 6-1 | Weight - 170 lbs | Hometown - Englewood, NJ | High School - St. Mary High School/Andrews Osborne Academy

**PRIOR TO ST. FRANCIS BROOKLYN:** May is a 6-foot-1 guard from Englewood, NJ...Attended St. Mary High School and Andrews Osborne Academy where he played on the varsity basketball team at each school...Played AAU ball for NJ fire and Playtime Panthers...Averaged 13.0 points per game in high school and was named an All-League player...Knocked down back-to-back three-pointers in the NJIC semifinals in 2017 as his team went on to claim the NJIC Championship that season...Intends to major in Business at St. Francis.



# 2019-20 TERRIERS



## #33 DENIZ CELEN • SENIOR • FORWARD

### CELEN NOTABLES

**PERSONAL INFORMATION:** Height - 6-8 | Weight - 235 lbs | Hometown - Ankara, Turkey | High School - Özel Gürçag Okullari | Prev. School - Fairfield/Harcum

**2018-19 IN REVIEW:** Appeared in 33 games, made 29 starts, and averaged 21.5 minutes per game for the Terriers...Tallied 7.6 points, 5.4 rebounds, and 1.5 assists per game during his junior campaign...Shot a team-best 51.6 percent (112-of-217) from the field, which was tied for the fifth-best mark in the NEC...Ranked 15th in the conference in rebounding with 5.4 per game...Has scored in double figures 13 times as a junior and poured in a career-high 18 points on January 21, in a road win over LIU Brooklyn...The forward grabbed a career-best 10 rebounds on three occasions and last did so on January 26, against Mount St. Mary's...He blocked a career-high five shots in a win over Saint Francis (PA) on January 12...He recorded back-to-back double-doubles against Fairleigh Dickinson and Mount St. Mary's on January 24, and January 26 respectively...He scored 16 points and pulled down 10 rebounds, which marked his first double-double as a Terrier...The very next day he finished the contest with 15 points and 10 rebounds...Scored in double figures in five games in a row from January 21 until February 2.

**PRIOR TO ST. FRANCIS BROOKLYN:** Celen joins the Terriers after spending the 2017-18 campaign at Harcum College...He made 28 appearances and averaged 7.9 points, 6.0 rebounds, and 2.2 assists per game...He shot 56.2 percent from the field and 81.8 percent from the free-throw line...He scored in double figures 10 times and poured in a season-high 18 points against Northwest Florida State on November 30...He pulled down a season-high 12 rebounds on December 15...Prior to his time at Harcum, Celen spent a season at Fairfield University in 2016-17...He came off the bench for all of his 23 appearances...He averaged 2.0 points and 2.1 rebounds per game...He shot 45.5 percent from the floor...The forward posted points in 12 of 23 games, and recorded a season-high 10 points against Niagara, his only double-digit game of the season on February 2, 2017.

### 2018-19 GAME-BY-GAME STATS

Date/Opponent	GS	MIN	FGM/A	PCT	3FG/A	PCT	FTM/A	PCT	OFF	DEF	TOT	AVG	PF	AST	T/O	BLK	STL	PTS	AVG
11/07/18 Medgar Evers		15	5-9	.556	0-1	.000	0-0	.000	0	7	7	7.0	1	1	1	0	0	10	10.0
11/11/18 at Boston College		29	2-7	.286	0-3	.000	1-2	.500	0	7	7	7.0	3	1	2	0	0	5	7.5
11/14/18 at Richmond		19	2-5	.400	0-0	.000	0-0	.000	2	1	3	5.7	2	0	1	0	0	4	6.3
11/18/18 at Lafayette		25	3-7	.429	0-1	.000	0-2	.000	5	5	10	6.8	1	0	0	1	0	6	6.3
11/23/18 vs IUPUI	*	11	1-2	.500	0-0	.000	0-0	.000	1	3	4	6.2	2	0	3	0	0	2	5.4
11/24/18 at Niagara University	*	5	1-2	.500	0-0	.000	0-0	.000	1	2	3	5.7	3	0	3	0	0	2	4.8
11/28/18 at Presbyterian	*	9	5-8	.625	1-1	1.000	0-0	.000	1	1	2	5.1	2	0	1	0	0	11	5.7
12/03/18 St. Joseph's (Brkl)	*	17	3-8	.375	1-4	.250	0-0	.000	0	8	8	5.5	3	3	0	1	0	7	5.9
12/08/18 at NJIT	*	19	0-2	.000	0-1	.000	0-0	.000	1	2	3	5.2	1	0	0	1	0	0	5.2
12/11/18 UMass Lowell	*	6	0-2	.000	0-1	.000	0-0	.000	0	2	2	4.9	0	0	1	0	0	0	4.7
12/15/18 Saint Peter's	*	16	1-3	.333	0-2	.000	0-0	.000	0	3	3	4.7	1	4	1	1	1	2	4.5
12/19/18 at St. John's	*	5	0-1	.000	0-0	.000	0-0	.000	0	0	0	4.3	1	0	0	0	0	0	4.1
12/23/18 Manhattan	*	26	5-7	.714	2-2	1.000	0-0	.000	0	3	3	4.2	3	3	1	1	1	12	4.7
01/03/19 at Bryant	*	16	5-5	1.000	0-0	.000	0-0	.000	4	3	7	4.4	5	2	2	1	1	10	5.1
01/05/19 at Wagner	*	24	4-11	.364	1-4	.250	0-0	.000	5	4	9	4.7	2	5	1	0	1	9	5.3
01/10/19 Robert Morris	*	28	3-5	.600	0-1	.000	0-0	.000	4	5	9	5.0	3	0	1	3	1	6	5.4
01/12/19 Saint Francis (PA)	*	30	3-9	.333	1-4	.250	0-0	.000	5	3	8	5.2	4	0	2	5	0	7	5.5
01/19/19 Sacred Heart	*	20	2-4	.500	0-1	.000	0-1	.000	2	0	2	5.0	5	1	3	1	1	4	5.4
01/21/19 at LIU Brooklyn	*	17	8-10	.800	1-3	.333	1-1	1.000	2	3	5	5.0	3	0	0	0	0	18	6.1
01/24/19 at Fairleigh Dickinson	*	34	8-13	.615	0-1	.000	0-0	.000	6	4	10	5.3	3	2	2	0	0	16	6.6
01/26/19 at Mount St. Mary's	*	34	7-12	.583	1-5	.200	0-1	.000	4	6	10	5.5	3	4	0	2	1	15	7.0
01/31/19 at Central Conn. St.	*	25	4-8	.500	0-1	.000	2-2	1.000	1	5	6	5.5	2	2	5	0	0	10	7.1
02/02/19 at Sacred Heart	*	33	7-16	.438	2-5	.400	0-1	.000	2	6	8	5.6	3	3	2	3	0	16	7.5
02/07/19 Wagner	*	23	1-3	.333	0-1	.000	2-2	1.000	0	5	5	5.6	2	1	2	0	3	4	7.3
02/09/19 Fairleigh Dickinson	*	22	2-7	.286	1-2	.500	0-0	.000	0	3	3	5.5	4	2	0	0	1	5	7.2
02/14/19 LIU Brooklyn	*	26	4-7	.571	0-1	.000	0-0	.000	0	7	7	5.5	4	2	1	3	0	8	7.3
02/16/19 Central Conn. St.	*	24	4-7	.571	2-3	.667	2-2	1.000	0	7	7	5.6	4	3	1	0	2	12	7.4
02/21/19 at Saint Francis (PA)	*	15	2-4	.500	0-1	.000	0-0	.000	0	2	2	5.5	2	0	0	1	0	4	7.3
02/23/19 at Robert Morris	*	22	1-3	.333	0-1	.000	1-2	.500	1	4	5	5.4	3	0	3	2	0	3	7.2
02/28/19 Bryant	*	25	5-10	.500	1-3	.333	0-2	.000	2	4	6	5.5	3	5	1	1	1	11	7.3
03/02/19 Mt. St. Mary's	*	33	6-8	.750	0-2	.000	0-0	.000	2	3	5	5.5	3	3	0	1	1	12	7.5
03/06/19 at Robert Morris	*	32	4-5	.800	0-0	.000	0-0	.000	2	4	6	5.5	4	2	2	2	1	8	7.5
03/21/19 at Hampton	*	24	4-7	.571	0-2	.000	3-4	.750	1	1	2	5.4	5	0	0	1	0	11	7.6
<b>Total</b>		<b>709</b>	<b>112-217</b>	<b>.516</b>	<b>14-57</b>	<b>.246</b>	<b>12-22</b>	<b>.545</b>	<b>54</b>	<b>123</b>	<b>177</b>	<b>5.4</b>	<b>90</b>	<b>49</b>	<b>42</b>	<b>31</b>	<b>16</b>	<b>250</b>	<b>7.6</b>



# 2019-20 TERRIERS



## #41 CHRISTIAN ROHLEHR • SENIOR • FORWARD

### ROHLEHR NOTABLES

**PERSONAL INFORMATION:** Height - 6-9 | Weight - 225 lbs | Hometown - Ontario, Canada | High School - Notre Dame Catholic Secondary | Prev. School - Jefferson CC

**2018-19 IN REVIEW:** Named to NEC Winter Academic Honor Roll...Played in 29 games and averaged 10.0 minutes per contest in his first year as a Terrier...Averaged 3.1 points, 3.1 rebounds, and 1.1 blocks per game...Shot 51.5 percent (34-of-66) from the field...Grabbed 91 rebounds (47 defensive, 44 offensive)...Recorded his first career double-double on December 8, against NJIT as he totaled a season-best 16 points on 6-of-10 shooting from the field and pulled down 11 rebounds...Scored 13 points and notched eight rebounds against St. Joseph's Brooklyn on December 3...Recorded a season-high 12 rebounds in his Terriers' debut against Medgar Evers on November 7...Blocked a season-high three shots on five occasions as a junior and last did it on March 21, against Hampton in the First Round of the CIT...Led the Terriers in blocks and blocks per game...Tied for ninth in the NEC with 1.1 blocks per game.

**PRIOR TO ST. FRANCIS BROOKLYN:** In 2016-17 as a sophomore, the 6-10, 240 pound Rohlehr averaged 20.8 points, 8.8 rebounds, and 5.4 blocks per game at Jefferson Community College in Watertown, NY...A native of Ontario, Canada, he was selected to the All Midstate Conference First Team and was a First Team All-Region III performer...Rohlehr led the NJCAA (Division III) in blocked shots two years in a row and was fourth in field goal percentage (67.2) as a sophomore in 2016-17...In 2015-16, he made the All Midstate Conference Second Team and was a Third Team All-Region III performer as a freshman...In 29 games during his freshman season he averaged 9.9 points, 6.9 rebounds, and 5.3 blocks per game.

### 2018-19 GAME-BY-GAME STATS

Date/Opponent	GS	MIN	FGM/A	PCT	3FG/A	PCT	FTM/A	PCT	OFF	DEF	TOT	AVG	PF	AST	T/O	BLK	STL	PTS	AVG
11/07/18 Medgar Evers	17	1-3	.333	0-0	.000	4-11	.364	7	5	12	12.0	4	1	2	3	1	6	6.0	
11/11/18 at Boston College	5	0-0	.000	0-0	.000	0-0	.000	0	1	1	6.5	0	1	0	0	0	0	3.0	
11/14/18 at Richmond	8	1-1	1.000	0-0	.000	0-0	.000	1	1	2	5.0	0	0	1	1	0	2	2.7	
11/18/18 at Lafayette	7	1-1	1.000	0-0	.000	0-0	.000	1	1	2	4.3	1	0	0	0	1	2	2.5	
11/23/18 vs IUPUI	15	2-4	.500	0-0	.000	0-0	.000	1	1	2	3.8	3	0	2	3	0	4	2.8	
11/24/18 at Niagara University	24	1-4	.250	0-0	.000	2-5	.400	4	5	9	4.7	3	0	0	3	0	4	3.0	
11/28/18 at Presbyterian	19	3-3	1.000	0-0	.000	2-2	1.000	1	6	7	5.0	2	0	0	2	0	8	3.7	
12/03/18 St. Joseph's (Brkln)	19	6-7	.857	0-0	.000	1-2	.500	3	5	8	5.4	2	1	1	2	2	13	4.9	
12/08/18 at NJIT	20	6-10	.600	0-0	.000	4-6	.667	7	4	11	6.0	2	0	0	3	0	16	6.1	
12/11/18 UMass Lowell	16	1-2	.500	0-0	.000	0-0	.000	2	0	2	5.6	2	0	1	2	0	2	5.7	
12/15/18 Saint Peter's	17	1-3	.333	0-0	.000	0-0	.000	0	1	1	5.2	2	0	1	0	0	2	5.4	
12/19/18 at St. John's	16	3-4	.750	0-0	.000	1-2	.500	4	4	8	5.4	1	0	2	1	0	7	5.5	
12/23/18 Manhattan	4	1-1	1.000	0-0	.000	0-0	.000	0	0	0	5.0	3	0	0	1	1	2	5.2	
01/03/19 at Bryant	14	1-3	.333	0-0	.000	0-0	.000	2	0	2	4.8	3	0	1	1	0	2	5.0	
01/05/19 at Wagner	7	1-1	1.000	0-0	.000	1-3	.333	0	1	1	4.5	1	0	2	0	0	3	4.9	
01/10/19 Robert Morris	2	0-2	.000	0-0	.000	0-0	.000	1	0	1	4.3	2	0	0	0	0	0	4.6	
01/19/19 Sacred Heart	2	1-2	.500	0-0	.000	0-0	.000	1	1	2	4.2	1	0	0	0	0	2	4.4	
01/21/19 at LIU Brooklyn	15	0-0	.000	0-0	.000	3-6	.500	2	1	3	4.1	4	0	0	1	0	3	4.3	
01/24/19 at Fairleigh Dickinson	1	0-0	.000	0-0	.000	0-0	.000	0	0	0	3.9	1	0	0	0	0	0	4.1	
01/26/19 at Mount St. Mary's	3	0-0	.000	0-0	.000	0-0	.000	0	1	1	3.8	3	0	1	0	0	0	3.9	
01/31/19 at Central Conn. St.	5	0-1	.000	0-0	.000	0-0	.000	1	0	1	3.6	2	0	2	1	1	0	3.7	
02/07/19 Wagner	3	0-0	.000	0-0	.000	0-0	.000	0	1	1	3.5	0	0	1	0	1	0	3.5	
02/09/19 Fairleigh Dickinson	8	0-0	.000	0-0	.000	0-0	.000	0	0	0	3.3	0	0	0	1	1	0	3.4	
02/14/19 LIU Brooklyn	5	0-2	.000	0-0	.000	0-0	.000	0	0	0	3.2	0	0	1	1	0	0	3.3	
02/16/19 Central Conn. St.	5	0-2	.000	0-0	.000	0-0	.000	0	0	0	3.1	2	0	0	1	0	0	3.1	
02/21/19 at Saint Francis (PA)	13	2-2	1.000	0-0	.000	0-0	.000	1	2	3	3.1	1	0	0	1	0	4	3.2	
02/28/19 Bryant	6	1-5	.200	0-0	.000	1-2	.500	4	3	7	3.2	1	0	1	0	0	3	3.1	
03/02/19 Mt. St. Mary's	4	0-0	.000	0-0	.000	0-0	.000	0	0	0	3.1	3	0	0	1	0	0	3.0	
03/21/19 at Hampton	11	1-3	.333	0-0	.000	2-4	.500	1	3	4	3.1	2	0	0	3	1	4	3.1	
Total	291	34-66	.515	0-0	.000	21-43	.488	44	47	91	3.1	51	3	19	32	9	89	3.1	



# 2019-20 TERRIERS



## #45 JORDAN WILLIAMS - JUNIOR - GUARD

### WILLIAMS NOTABLES

**PERSONAL INFORMATION:** Height - 6-4 | Weight - 190 lbs | Hometown - Brooklyn, NY | High School - St. Edmund Prep

**2018-19 IN REVIEW:** Appeared in nine games and logged 61 minutes of action...Played a season-high 18 minutes in the Terriers' season opener against Medgar Evers on November 7...Scored two points in his collegiate debut against Medgar Evers, grabbed four rebounds, and dished out a pair of assists...Recorded his first collegiate basket on December 3, against St. Joseph's Brooklyn...Pulled down a season-high five rebounds against St. Joseph's Brooklyn...Played 11 minutes and recorded a pair of rebounds against NJIT on December 8.

**PRIOR TO ST. FRANCIS BROOKLYN:** Williams was standout at St. Edmund Prep located in Brooklyn, NY...As a senior in 2016-17 he averaged 20.3 points and 11.4 rebounds per game...He scored over 20 points nine times in a game and had a season-high of 30 points...As a senior, he joined the 1,000-point club and was selected to the CHSAA 'A' All-League Team...He became the first student-athlete in program history to be nominated for McDonald's HS All-American Game in 2017. As a junior, he led the CHSAA A-Division in scoring with 19.2 points per game.

### 2018-19 GAME-BY-GAME STATS

Date/Opponent	GS	MIN	FGM/A	PCT	3FG/A	PCT	FTM/A	PCT	OFF	DEF	TOT	AVG	PF	AST	T/O	BLK	STL	PTS	AVG
11/07/18 Medgar Evers		18	0-6	.000	0-4	.000	2-2	1.000	1	3	4	4.0	2	2	0	1	2	2	2.0
11/11/18 at Boston College		3	0-0	.000	0-0	.000	0-0	.000	0	0	0	2.0	1	0	0	0	1	0	1.0
11/14/18 at Richmond		4	0-1	.000	0-1	.000	0-0	.000	0	0	0	1.3	0	0	0	0	0	0	0.7
11/23/18 vs IUPUI		4	0-0	.000	0-0	.000	0-0	.000	0	2	2	1.5	1	0	0	0	0	0	0.5
11/28/18 at Presbyterian		1	0-0	.000	0-0	.000	0-0	.000	0	0	0	1.2	0	0	0	0	0	0	0.4
12/03/18 St. Joseph's (Brkln)		17	1-5	.200	0-4	.000	0-0	.000	2	3	5	1.8	0	0	2	0	0	2	0.7
12/08/18 at NJIT		11	0-0	.000	0-0	.000	0-0	.000	0	2	2	1.9	1	0	0	0	0	0	0.6
02/21/19 at Saint Francis (PA)		1	0-0	.000	0-0	.000	0-0	.000	0	0	0	1.6	1	1	0	0	0	0	0.5
03/21/19 at Hampton		2	0-1	.000	0-1	.000	0-0	.000	0	1	1	1.6	0	0	1	0	0	0	0.4
Total		61	1-13	.077	0-10	.000	2-2	1.000	3	11	14	1.6	6	3	3	1	3	4	0.4

# CAREER STATS

## Individual Career History

### CELEN, Deniz

Season	gp-gs	min/avg	Total		3-Point		F-Throws		Rebounds										Scoring	
			fg-fga	pct	fg-fga	pct	ft-fa	pct	off	def	tot	avg	pf	fo	ast	to	blk	stl	pts	avg
2018-19	33-29	709/21.5	112-217	.516	14-57	.246	12-22	.545	54	123	177	5.4	90	3	49	42	31	16	250	7.6
TOTAL	33-29	709/21.5	112-217	.516	14-57	.246	12-22	.545	54	123	177	5.4	90	3	49	42	31	16	250	7.6

### EVANS, Yaradyah

Season	gp-gs	min/avg	Total		3-Point		F-Throws		Rebounds										Scoring	
			fg-fga	pct	fg-fga	pct	ft-fa	pct	off	def	tot	avg	pf	fo	ast	to	blk	stl	pts	avg
2017-18	15-0	121/8.1	8-24	.333	3-13	.231	4-7	.571	2	18	20	1.3	21	0	4	13	1	4	23	1.5
2018-19	33-31	648/19.6	52-143	.364	15-69	.217	16-27	.593	39	134	173	5.2	77	1	25	40	20	28	135	4.1
TOTAL	48-31	769/16.0	60-167	.359	18-82	.220	20-34	.588	41	152	193	4.0	98	1	29	53	21	32	158	3.3

### HAWKINS, Chauncey

Season	gp-gs	min/avg	Total		3-Point		F-Throws		Rebounds										Scoring	
			fg-fga	pct	fg-fga	pct	ft-fa	pct	off	def	tot	avg	pf	fo	ast	to	blk	stl	pts	avg
2017-18	31-2	602/19.4	63-180	.350	21-75	.280	57-77	.740	10	34	44	1.4	65	1	46	47	5	23	204	6.6
2018-19	30-0	743/24.8	98-286	.343	32-108	.296	104-134	.776	13	53	66	2.2	65	1	58	57	4	29	332	11.1
TOTAL	61-2	1345/22.0	161-466	.345	53-183	.290	161-211	.763	23	87	110	1.8	130	2	104	104	9	52	536	8.8

### HURLEY, Rosel

Season	gp-gs	min/avg	Total		3-Point		F-Throws		Rebounds										Scoring	
			fg-fga	pct	fg-fga	pct	ft-fa	pct	off	def	tot	avg	pf	fo	ast	to	blk	stl	pts	avg
2018-19	33-30	723/21.9	121-240	.504	8-29	.276	48-78	.615	52	83	135	4.1	77	1	44	53	5	23	298	9.0
TOTAL	33-30	723/21.9	121-240	.504	8-29	.276	48-78	.615	52	83	135	4.1	77	1	44	53	5	23	298	9.0

### KRTINIC, Stevan

Season	gp-gs	min/avg	Total		3-Point		F-Throws		Rebounds										Scoring	
			fg-fga	pct	fg-fga	pct	ft-fa	pct	off	def	tot	avg	pf	fo	ast	to	blk	stl	pts	avg
2018-19	28-1	418/14.9	38-75	.507	20-44	.455	13-17	.765	7	40	47	1.7	33	0	29	25	1	5	109	3.9
TOTAL	28-1	418/14.9	38-75	.507	20-44	.455	13-17	.765	7	40	47	1.7	33	0	29	25	1	5	109	3.9

### ROHLEHR, Christian

Season	gp-gs	min/avg	Total		3-Point		F-Throws		Rebounds										Scoring	
			fg-fga	pct	fg-fga	pct	ft-fa	pct	off	def	tot	avg	pf	fo	ast	to	blk	stl	pts	avg
2018-19	29-0	291/10.0	34-66	.515	0-0	.000	21-43	.488	44	47	91	3.1	51	0	3	19	32	9	89	3.1
TOTAL	29-0	291/10.0	34-66	.515	0-0	.000	21-43	.488	44	47	91	3.1	51	0	3	19	32	9	89	3.1

### WILLIAMS, Jordan

Season	gp-gs	min/avg	Total		3-Point		F-Throws		Rebounds										Scoring	
			fg-fga	pct	fg-fga	pct	ft-fa	pct	off	def	tot	avg	pf	fo	ast	to	blk	stl	pts	avg
2018-19	9-0	61/6.8	1-13	.077	0-10	.000	2-2	1.000	3	11	14	1.6	6	0	3	3	1	3	4	0.4
TOTAL	9-0	61/6.8	1-13	.077	0-10	.000	2-2	1.000	3	11	14	1.6	6	0	3	3	1	3	4	0.4

### COSIC, Milija

Season	gp-gs	min/avg	Total		3-Point		F-Throws		Rebounds										Scoring	
			fg-fga	pct	fg-fga	pct	ft-fa	pct	off	def	tot	avg	pf	fo	ast	to	blk	stl	pts	avg
2017-18	29-2	546/18.8	78-165	.473	13-34	.382	38-51	.745	44	42	86	3.0	79	1	10	44	6	10	207	7.1
TOTAL	29-2	546/18.8	78-165	.473	13-34	.382	38-51	.745	44	42	86	3.0	79	1	10	44	6	10	207	7.1

### NURSE, Josh

Season	gp-gs	min/avg	Total		3-Point		F-Throws		Rebounds										Scoring	
			fg-fga	pct	fg-fga	pct	ft-fa	pct	off	def	tot	avg	pf	fo	ast	to	blk	stl	pts	avg
2015-16	15-0	71/4.7	0-3	.000	0-0	.000	5-7	.714	3	10	13	0.9	18	0	0	5	2	2	5	0.3
2016-17	30-14	290/9.7	18-38	.474	0-0	.000	18-41	.439	27	37	64	2.1	70	0	12	25	16	8	54	1.8
2017-18	29-28	274/9.4	18-46	.391	0-0	.000	7-24	.292	24	29	53	1.8	61	0	17	26	16	5	43	1.5
TOTAL	74-42	635/8.6	36-87	.414	0-0	.000	30-72	.417	54	76	130	1.8	149	0	29	56	34	15	102	1.4

# CAREER STATS

## CELEN, Deniz

Points: 18, at LIU Brooklyn -- 01/21/19  
Rebounds: 10, at Fairleigh Dickinson -- 01/24/19; at Mount St. Mary's -- 1/26/19; at Lafayette -- 11/18/18  
Assists: 5, at Wagner -- 01/05/19; Bryant -- 02/28/19  
Steals: 3, Wagner -- 02/07/19  
Blocks: 5 [1st], Saint Francis (PA) -- 01/12/19  
FG made: 8, at LIU Brooklyn -- 01/21/19; at Fairleigh Dickinson -- 01/24/19  
FG attempts: 16, at Sacred Heart -- 02/02/19  
3FG made: 2, at Sacred Heart -- 02/02/19; Central Conn. St. -- 02/16/19; Manhattan -- 12/23/18  
3FG attempts: 5, at Sacred Heart -- 02/02/19; at Mount St. Mary's -- 1/26/19  
FT made: 3, at Hampton -- 03/21/19  
FT attempts: 4, at Hampton -- 03/21/19

## EVANS, Yaradyah

Points: 11, at Bryant -- 01/03/19  
Rebounds: 18 [1st], Saint Peter's -- 12/15/18  
Assists: 4, at Central Conn. St. -- 01/31/19  
Steals: 4 [10th], Sacred Heart -- 01/19/19  
Blocks: 2, 5 times  
FG made: 4, at Bryant -- 01/03/19; at Central Conn. St. -- 01/31/19; St. Joseph's (Brkln) -- 12/03/18  
FG attempts: 9, St. Joseph's (Brkln) -- 12/03/18  
3FG made: 2, 4 times  
3FG attempts: 5, at Richmond -- 11/14/18  
FT made: 2, 6 times  
FT attempts: 4, at Niagara University -- 11/24/18

## HAWKINS, Chauncey

Points: 27 [7th], at Presbyterian -- 11/28/18  
Rebounds: 6, Mt. St. Mary's -- 03/02/19  
Assists: 7, Medgar Evers -- 11/07/18  
Steals: 3, Bryant -- 02/28/19; at Mount St. Mary's -- 1/27/18; at St. John's -- 12/19/18  
Blocks: 2, at Boston College -- 11/11/18  
FG made: 9 [4th], at Lafayette -- 11/18/18  
FG attempts: 19 [6th], at Lafayette -- 11/18/18  
3FG made: 4, at Mount St. Mary's -- 1/27/18; at Presbyterian -- 11/28/18  
3FG attempts: 12 [5th], at St. John's -- 12/19/18  
FT made: 8 [10th], Fairleigh Dickinson -- 02/09/19  
FT attempts: 10, at Lafayette -- 11/18/18

## HURLEY, Rosel

Points: 20, Central Conn. St. -- 02/16/19  
Rebounds: 8, Saint Francis (PA) -- 01/12/19; Medgar Evers -- 11/07/18; Manhattan -- 12/23/18  
Assists: 5, Manhattan -- 12/23/18  
Steals: 4 [10th], at Lafayette -- 11/18/18  
Blocks: 1, 5 times  
FG made: 9 [4th], Central Conn. St. -- 02/16/19  
FG attempts: 14, Mt. St. Mary's -- 03/02/19  
3FG made: 2, LIU Brooklyn -- 02/14/19; at Hampton -- 03/21/19  
3FG attempts: 5, at Hampton -- 03/21/19  
FT made: 6, Medgar Evers -- 11/07/18  
FT attempts: 7, Medgar Evers -- 11/07/18

## KRTINIC, Stevan

Points: 19, at Hampton -- 03/21/19  
Rebounds: 7, at Mount St. Mary's -- 1/26/19  
Assists: 4, at Hampton -- 03/21/19; St. Joseph's (Brkln) -- 12/03/18  
Steals: 2, at Saint Francis (PA) -- 02/21/19  
Blocks: 1, at Hampton -- 03/21/19  
FG made: 7, at Hampton -- 03/21/19  
FG attempts: 9, at Hampton -- 03/21/19  
3FG made: 5, at Hampton -- 03/21/19  
3FG attempts: 6, at Hampton -- 03/21/19; St. Joseph's (Brkln) -- 12/03/18  
FT made: 4, at Mount St. Mary's -- 1/26/19  
FT attempts: 4, at Mount St. Mary's -- 1/26/19

## ROHLEHR, Christian

Points: 16, at NJIT -- 12/8/18  
Rebounds: 12 [6th], Medgar Evers -- 11/07/18  
Assists: 1, Medgar Evers -- 11/07/18; at Boston College -- 11/11/18; St. Joseph's (Brkln) -- 12/03/18  
Steals: 2, St. Joseph's (Brkln) -- 12/03/18  
Blocks: 3 [7th], 5 times  
FG made: 6, St. Joseph's (Brkln) -- 12/03/18; at NJIT -- 12/8/18  
FG attempts: 10, at NJIT -- 12/8/18  
FT made: 4, Medgar Evers -- 11/07/18; at NJIT -- 12/8/18  
FT attempts: 11 [10th], Medgar Evers -- 11/07/18

## WILLIAMS, Jordan

Points: 2, Medgar Evers -- 11/07/18; St. Joseph's (Brkln) -- 12/03/18  
Rebounds: 5, St. Joseph's (Brkln) -- 12/03/18  
Assists: 2, Medgar Evers -- 11/07/18  
Steals: 2, Medgar Evers -- 11/07/18  
Blocks: 1, Medgar Evers -- 11/07/18  
FG made: 1, St. Joseph's (Brkln) -- 12/03/18  
FG attempts: 6, Medgar Evers -- 11/07/18  
3FG attempts: 4, Medgar Evers -- 11/07/18; St. Joseph's (Brkln) -- 12/03/18  
FT made: 2, Medgar Evers -- 11/07/18  
FT attempts: 2, Medgar Evers -- 11/07/18

## COSIC, Milija

Points: 16, CNR-MBB -- 11/30/17; WAGNER -- 12/31/17  
Rebounds: 9, MARITIME -- 12/16/17  
Assists: 2, at Fairleigh Dickinson -- 01/25/18  
Steals: 2, vs Navy -- 11/24/17  
Blocks: 2, at SFU -- 1/6/18  
FG made: 6, CNR-MBB -- 11/30/17; WAGNER -- 12/31/17; LIUMB -- 2/15/18  
FG attempts: 15, LIUMB -- 2/15/18  
3FG made: 3, at Robert Morris -- 01/04/18; at Bryant -- 02/01/18  
3FG attempts: 4, Robert Morris -- 2/8/18  
FT made: 6, vs Denver -- 11/25/17  
FT attempts: 8, vs Denver -- 11/25/17

## NURSE, Josh

Points: 5, at Providence College -- 11/21/16; Saint Francis -- 2/2/17  
Rebounds: 8, at Bryant -- 02/01/18  
Assists: 4, CCSU -- 1/11/18  
Steals: 2, ARMY -- 12/12/17; Saint Francis -- 2/2/17  
Blocks: 4 [4th], at Bryant -- 02/01/18  
FG made: 2, 7 times  
FG attempts: 5, at LIU Brooklyn -- 02/28/18  
FT made: 3, at Mount St. Mary's -- 02/25/17; Saint Francis -- 2/2/17  
FT attempts: 4, 7 times



# STATS & INFO

Opponent	Date	Score	Points	Rebounds	Assists	Steals	Blocked shots
MEDGAR EVERS	11/07/18	92-42	15-KRTINIC, Stevan	12-ROHLEHR, Christi	7-HAWKINS, Chaunc	3-HURLEY, Rosel	3-SANABRIA, Glenn ROHLEHR, Christia
at Boston College	11/11/18	69-74	22-JORDAN, Jalen	8-JORDAN, Jalen	3-SANABRIA, Glenn	1-WILLIAMS, Jordan EVANS, Yaradyah	2-HAWKINS, Chaunc
at Richmond	11/14/18	66-88	14-JORDAN, Jalen SANABRIA, Glenn HURLEY, Rosel	6-EVANS, Yaradyah HURLEY, Rosel SANABRIA, Glenn	3-SANABRIA, Glenn	1-HAWKINS, Chaunc HURLEY, Rosel SANABRIA, Glenn JORDAN, Jalen	1-ROHLEHR, Christia
at Lafayette	11/18/18	84-72	26-HAWKINS, Chaun	10-CELEN, Deniz	3-SANABRIA, Glenn	4-HURLEY, Rosel	1-EVANS, Yaradyah CELEN, Deniz
vs IUPUI	11/23/18	48-68	12-JORDAN, Jalen	6-EVANS, Yaradyah	2-SANABRIA, Glenn	3-EVANS, Yaradyah	3-ROHLEHR, Christia
at Niagara University	11/24/18	75-63	22-HAWKINS, Chaun	9-ROHLEHR, Christia WILLIAMS, Keon	6-SANABRIA, Glenn	2-WILLIAMS, Keon	3-ROHLEHR, Christia
at Presbyterian	11/28/18	90-86	27-HAWKINS, Chaun	7-HURLEY, Rosel ROHLEHR, Christia	5-HAWKINS, Chaunc	1-SANABRIA, Glenn	2-ROHLEHR, Christia
ST. JOSEPH'S (BRKLN)	12/03/18	104-75	19-JORDAN, Jalen	8-ROHLEHR, Christia CELEN, Deniz	4-KRTINIC, Stevan JORDAN, Jalen SANABRIA, Glenn	2-SANABRIA, Glenn ROHLEHR, Christia HURLEY, Rosel	2-JOHNSON, Cori ROHLEHR, Christia
at NJIT	12/8/18	60-82	16-ROHLEHR, Christi	11-ROHLEHR, Christi	2-HAWKINS, Chaunc WILLIAMS, Keon	None	3-ROHLEHR, Christia
UMASS LOWELL	12/11/18	75-69	21-SANABRIA, Glenn JORDAN, Jalen	11-EVANS, Yaradyah	3-SANABRIA, Glenn	1-HURLEY, Rosel SANABRIA, Glenn	2-ROHLEHR, Christia EVANS, Yaradyah
SAINT PETER'S	12/15/18	56-53	21-JORDAN, Jalen	18-EVANS, Yaradyah	4-CELEN, Deniz	2-SANABRIA, Glenn HAWKINS, Chaunce	2-EVANS, Yaradyah
at St. John's	12/19/18	52-86	16-HAWKINS, Chaun	8-ROHLEHR, Christia EVANS, Yaradyah	4-SANABRIA, Glenn	3-HAWKINS, Chaunc	2-BECKFORD, Bryan
MANHATTAN	12/23/18	72-56	16-SANABRIA, Glenn	8-HURLEY, Rosel	5-HURLEY, Rosel	2-SANABRIA, Glenn	1-CELEN, Deniz ROHLEHR, Christia
at Bryant	01/03/19	66-76	14-SANABRIA, Glenn JORDAN, Jalen	7-CELEN, Deniz	3-SANABRIA, Glenn	1-SANABRIA, Glenn CELEN, Deniz EVANS, Yaradyah	2-EVANS, Yaradyah
at Wagner	01/05/19	66-59	23-JORDAN, Jalen	9-CELEN, Deniz	5-CELEN, Deniz	3-SANABRIA, Glenn	None
ROBERT MORRIS	01/10/19	49-52	16-JORDAN, Jalen	9-CELEN, Deniz	2-HURLEY, Rosel HAWKINS, Chaunce	1-CELEN, Deniz EVANS, Yaradyah	3-CELEN, Deniz
SAINT FRANCIS (PA)	01/12/19	72-68	23-SANABRIA, Glenn	8-CELEN, Deniz HURLEY, Rosel	3-HAWKINS, Chaunc EVANS, Yaradyah	3-EVANS, Yaradyah	5-CELEN, Deniz
SACRED HEART	01/19/19	92-85	28-JORDAN, Jalen	7-HURLEY, Rosel	6-JORDAN, Jalen	4-EVANS, Yaradyah	2-WILLIAMS, Keon
at LIU Brooklyn	01/21/19	79-70	20-JORDAN, Jalen	7-JORDAN, Jalen	4-SANABRIA, Glenn	3-SANABRIA, Glenn	1-ROHLEHR, Christia
at Fairleigh Dickinson	01/24/19	58-60	19-HURLEY, Rosel	10-CELEN, Deniz EVANS, Yaradyah	4-HURLEY, Rosel	1-SANABRIA, Glenn EVANS, Yaradyah	None
at Mount St. Mary's	1/26/19	74-67	16-HURLEY, Rosel	10-CELEN, Deniz	4-CELEN, Deniz	1-CELEN, Deniz HURLEY, Rosel EVANS, Yaradyah	2-CELEN, Deniz
at Central Conn. St.	01/31/19	72-78	23-JORDAN, Jalen	7-EVANS, Yaradyah	4-EVANS, Yaradyah	2-EVANS, Yaradyah	3-JOHNSON, Cori
at Sacred Heart	02/02/19	62-71	18-HAWKINS, Chaun	15-EVANS, Yaradyah	4-JORDAN, Jalen	1-EVANS, Yaradyah HAWKINS, Chaunce SANABRIA, Glenn JORDAN, Jalen	3-CELEN, Deniz
WAGNER	02/07/19	51-44	12-HURLEY, Rosel	5-CELEN, Deniz	2-KRTINIC, Stevan HAWKINS, Chaunce	3-SANABRIA, Glenn CELEN, Deniz	1-HURLEY, Rosel
FAIRLEIGH DICKINSON	02/09/19	73-84	14-HAWKINS, Chaun	6-HURLEY, Rosel JORDAN, Jalen	3-HURLEY, Rosel	1-CELEN, Deniz JORDAN, Jalen ROHLEHR, Christia HURLEY, Rosel SANABRIA, Glenn HAWKINS, Chaunce	1-SANABRIA, Glenn HAWKINS, Chaunce ROHLEHR, Christia JORDAN, Jalen
LIU BROOKLYN	02/14/19	83-76	17-SANABRIA, Glenn	7-CELEN, Deniz	3-SANABRIA, Glenn	3-SANABRIA, Glenn	3-CELEN, Deniz
CENTRAL CONN. ST.	02/16/19	90-79	25-SANABRIA, Glenn	7-CELEN, Deniz	3-SANABRIA, Glenn CELEN, Deniz	3-SANABRIA, Glenn	2-JOHNSON, Cori
at Saint Francis (PA)	02/21/19	71-81	16-HAWKINS, Chaun	4-WILLIAMS, Keon	3-HURLEY, Rosel	3-WILLIAMS, Keon	1-JOHNSON, Cori WILLIAMS, Keon ROHLEHR, Christia CELEN, Deniz
at Robert Morris	02/23/19	62-67	18-JORDAN, Jalen	5-HURLEY, Rosel JORDAN, Jalen SANABRIA, Glenn CELEN, Deniz	3-JORDAN, Jalen	4-SANABRIA, Glenn	2-JOHNSON, Cori CELEN, Deniz
BRYANT	02/28/19	74-66	14-SANABRIA, Glenn JORDAN, Jalen	7-ROHLEHR, Christia WILLIAMS, Keon	5-CELEN, Deniz	3-HAWKINS, Chaunc	1-JOHNSON, Cori CELEN, Deniz SANABRIA, Glenn
MT. ST. MARY'S	03/02/19	71-73	16-HURLEY, Rosel	6-HAWKINS, Chaunc	4-SANABRIA, Glenn	3-SANABRIA, Glenn	1-ROHLEHR, Christia CELEN, Deniz
at Robert Morris	03/06/19	65-69	15-SANABRIA, Glenn	11-EVANS, Yaradyah	5-SANABRIA, Glenn	4-SANABRIA, Glenn	2-CELEN, Deniz
at Hampton	03/21/19	72-81	19-KRTINIC, Stevan	6-EVANS, Yaradyah	5-SANABRIA, Glenn	1-HAWKINS, Chaunc KRTINIC, Stevan	3-ROHLEHR, Christia

# STATS & INFO

## St. Francis Brooklyn - INDIVIDUAL GAME HIGHS

Points	28	JORDAN, Jalen vs Sacred Heart (01/19/19)
	27	HAWKINS, Chauncey at Presbyterian (11/28/18)
	26	HAWKINS, Chauncey at Lafayette (11/18/18)
	25	SANABRIA, Glenn vs Central Conn. St. (02/16/19)
	23	JORDAN, Jalen at Central Conn. St. (01/31/19)
	23	HAWKINS, Chauncey vs Sacred Heart (01/19/19)
	23	SANABRIA, Glenn vs Saint Francis (PA) (01/12/19)
	23	JORDAN, Jalen at Wagner (01/05/19)
Field Goals Made	10	SANABRIA, Glenn vs Saint Francis (PA) (01/12/19)
	9	HURLEY, Rosel vs Central Conn. St. (02/16/19)
	9	SANABRIA, Glenn vs Central Conn. St. (02/16/19)
	9	SANABRIA, Glenn vs UMass Lowell (12/11/18)
	9	HAWKINS, Chauncey at Lafayette (11/18/18)
Field Goal Att.	19	SANABRIA, Glenn vs Saint Francis (PA) (01/12/19)
	19	SANABRIA, Glenn at Niagara University (11/24/18)
	19	HAWKINS, Chauncey at Lafayette (11/18/18)
FG Pct (min 5 made)	1.000 (5-5)	CELEN, Deniz at Bryant (01/03/19)
	.889 (8-9)	HURLEY, Rosel at Fairleigh Dickinson (01/24/19)
3-Point FG Made	7	JORDAN, Jalen at Central Conn. St. (01/31/19)
	6	JORDAN, Jalen at Lafayette (11/18/18)
3-Point FG Att.	14	JORDAN, Jalen at Central Conn. St. (01/31/19)
	12	JORDAN, Jalen at Fairleigh Dickinson (01/24/19)
	12	HAWKINS, Chauncey at St. John's (12/19/18)
3-Pt FG Pct (min 2 made)	1.000 (3-3)	KRTINIC, Stevan vs Medgar Evers (11/07/18)
	1.000 (2-2)	KRTINIC, Stevan vs Central Conn. St. (02/16/19)
	1.000 (2-2)	CELEN, Deniz vs Manhattan (12/23/18)
Free Throws Made	13	JORDAN, Jalen vs Sacred Heart (01/19/19)
	8	HAWKINS, Chauncey vs Fairleigh Dickinson (02/09/19)
	8	JORDAN, Jalen at Wagner (01/05/19)
Free Throw Att.	13	JORDAN, Jalen vs Sacred Heart (01/19/19)
	12	SANABRIA, Glenn at LIU Brooklyn (01/21/19)
FT Pct (min 3 made)	1.000 (13-13)	JORDAN, Jalen vs Sacred Heart (01/19/19)
	1.000 (7-7)	HAWKINS, Chauncey vs LIU Brooklyn (02/14/19)
	1.000 (5-5)	JORDAN, Jalen vs Saint Francis (PA) (01/12/19)
	1.000 (4-4)	JORDAN, Jalen vs Central Conn. St. (02/16/19)
	1.000 (4-4)	HURLEY, Rosel at Mount St. Mary's (1/26/19)
	1.000 (4-4)	KRTINIC, Stevan at Mount St. Mary's (1/26/19)
	1.000 (4-4)	HAWKINS, Chauncey at Bryant (01/03/19)
	1.000 (4-4)	HAWKINS, Chauncey at NJIT (12/8/18)
	1.000 (4-4)	JORDAN, Jalen vs Medgar Evers (11/07/18)
	1.000 (3-3)	HURLEY, Rosel at Robert Morris (02/23/19)
	1.000 (3-3)	HURLEY, Rosel at Sacred Heart (02/02/19)
	1.000 (3-3)	JORDAN, Jalen at Bryant (01/03/19)
	1.000 (3-3)	WILLIAMS, Keon at NJIT (12/8/18)
Rebounds	18	EVANS, Yaradyah vs Saint Peter's (12/15/18)
	15	EVANS, Yaradyah at Sacred Heart (02/02/19)
Assists	7	HAWKINS, Chauncey vs Medgar Evers (11/07/18)
	6	JORDAN, Jalen vs Sacred Heart (01/19/19)
	6	SANABRIA, Glenn at Niagara University (11/24/18)
Steals	4	SANABRIA, Glenn at Robert Morris (03/06/19)
	4	SANABRIA, Glenn at Robert Morris (02/23/19)
	4	EVANS, Yaradyah vs Sacred Heart (01/19/19)
	4	HURLEY, Rosel at Lafayette (11/18/18)
Blocked Shots	5	CELEN, Deniz vs Saint Francis (PA) (01/12/19)
	3	ROHLEHR, Christian at Hampton (03/21/19)
	3	CELEN, Deniz vs LIU Brooklyn (02/14/19)
	3	CELEN, Deniz at Sacred Heart (02/02/19)
	3	JOHNSON, Cori at Central Conn. St. (01/31/19)
	3	CELEN, Deniz vs Robert Morris (01/10/19)
	3	ROHLEHR, Christian at NJIT (12/8/18)
	3	ROHLEHR, Christian at Niagara University (11/24/18)
	3	ROHLEHR, Christian vs IUPUI (11/23/18)
	3	ROHLEHR, Christian vs Medgar Evers (11/07/18)
	3	SANABRIA, Glenn vs Medgar Evers (11/07/18)
Turnovers	6	HAWKINS, Chauncey at St. John's (12/19/18)
	5	JORDAN, Jalen at Robert Morris (03/06/19)
	5	SANABRIA, Glenn vs LIU Brooklyn (02/14/19)
	5	CELEN, Deniz at Central Conn. St. (01/31/19)
	5	HAWKINS, Chauncey vs Manhattan (12/23/18)
Fouls	5	HAWKINS, Chauncey at Hampton (03/21/19)
	5	CELEN, Deniz at Hampton (03/21/19)
	5	JORDAN, Jalen at LIU Brooklyn (01/21/19)
	5	CELEN, Deniz vs Sacred Heart (01/19/19)
	5	CELEN, Deniz at Bryant (01/03/19)
	5	HURLEY, Rosel at St. John's (12/19/18)
	5	SANABRIA, Glenn at Boston College (11/11/18)
	5	EVANS, Yaradyah vs Medgar Evers (11/07/18)
Minutes	41	SANABRIA, Glenn at Robert Morris (03/06/19)
	40	JORDAN, Jalen at Fairleigh Dickinson (01/24/19)
	39	SANABRIA, Glenn at LIU Brooklyn (01/21/19)
	39	SANABRIA, Glenn at St. John's (12/19/18)
	38	JORDAN, Jalen vs Sacred Heart (01/19/19)
	38	SANABRIA, Glenn at Niagara University (11/24/18)



# STATS & INFO

## OPPONENT INDIVIDUAL GAME HIGHS

Points	35	LEWIS, Francois at Presbyterian (11/28/18)
	31	Adam Grant vs Bryant (02/28/19)
	29	Tyler Kohl at Central Conn. St. (01/31/19)
	29	Raiquan Clark at LIU Brooklyn (01/21/19)
	28	Sabastian Townes at Bryant (01/03/19)
Field Goals Made	13	Adam Grant vs Bryant (02/28/19)
	12	LEWIS, Francois at Presbyterian (11/28/18)
Field Goal Att.	21	Sebastien Etheart vs St. Joseph's (Brkln) (12/03/18)
	20	Tyler Kohl vs Central Conn. St. (02/16/19)
	20	Tyler Kohl at Central Conn. St. (01/31/19)
	20	Petrie, Alex at Lafayette (11/18/18)
FG Pct (min 5 made)	.857 (6-7)	Jahlil Jenkins at Fairleigh Dickinson (01/24/19)
	.857 (6-7)	Nathan Cayo at Richmond (11/14/18)
3-Point FG Made	5	Josh Williams at Robert Morris (02/23/19)
	5	MORSE, Vado at Mount St. Mary's (1/26/19)
	5	Sebastien Etheart vs St. Joseph's (Brkln) (12/03/18)
3-Point FG Att.	13	Sebastien Etheart vs St. Joseph's (Brkln) (12/03/18)
	11	MORSE, Vado at Mount St. Mary's (1/26/19)
3-Pt FG Pct (min 2 made)	1.000 (3-3)	Nick Sherod at Richmond (11/14/18)
	1.000 (2-2)	BARNES, Trevond at Hampton (03/21/19)
	1.000 (2-2)	Nana Opoku vs Mt. St. Mary's (03/02/19)
	1.000 (2-2)	Jalen Gibbs vs Mt. St. Mary's (03/02/19)
	1.000 (2-2)	Jonathan Norfleet vs Wagner (02/07/19)
Free Throws Made	13	Raiquan Clark at LIU Brooklyn (01/21/19)
	13	Sabastian Townes at Bryant (01/03/19)
Free Throw Att.	17	Raiquan Clark at LIU Brooklyn (01/21/19)
	16	Sabastian Townes at Bryant (01/03/19)
FT Pct (min 3 made)	1.000 (10-10)	Matty McConnell at Robert Morris (03/06/19)
	1.000 (9-9)	Jamir Coleman vs Central Conn. St. (02/16/19)
	1.000 (9-9)	Tyler Kohl vs Central Conn. St. (02/16/19)
	1.000 (9-9)	Jamir Coleman at Central Conn. St. (01/31/19)
	1.000 (9-9)	Hoehn,Sean vs Sacred Heart (01/19/19)
	1.000 (8-8)	SAUNDERS,Romone at Wagner (01/05/19)
	1.000 (7-7)	Isaiah Blackmon at Saint Francis (PA) (02/21/19)
	1.000 (7-7)	WILSON, Diandre at NJIT (12/8/18)
	1.000 (6-6)	Julian Batts vs LIU Brooklyn (02/14/19)
	1.000 (6-6)	Clarke,Aaron vs Sacred Heart (01/19/19)
	1.000 (6-6)	Kuakumensah, Greg at Niagara University (11/24/18)
	1.000 (5-5)	HECKSTALL, Greg at Hampton (03/21/19)
	1.000 (5-5)	Byron Hawkins at Bryant (01/03/19)
	1.000 (4-4)	Juan Cardenas vs Bryant (02/28/19)
	1.000 (4-4)	Matty McConnell at Robert Morris (02/23/19)
	1.000 (4-4)	Randall Gaskins Jr. at Saint Francis (PA) (02/21/19)
	1.000 (4-4)	Darnell Edge vs Fairleigh Dickinson (02/09/19)
	1.000 (4-4)	Jahlil Jenkins vs Fairleigh Dickinson (02/09/19)
	1.000 (4-4)	Eral Penn at LIU Brooklyn (01/21/19)
	1.000 (4-4)	Julian Batts at LIU Brooklyn (01/21/19)
	1.000 (4-4)	Andre Wolford vs Saint Francis (PA) (01/12/19)
	1.000 (4-4)	CLARK II, Marvin at St. John's (12/19/18)
	1.000 (4-4)	Josh Gantz vs UMass Lowell (12/11/18)
	1.000 (3-3)	Romone Saunders vs Wagner (02/07/19)
	1.000 (3-3)	Yannis Mendy vs Robert Morris (01/10/19)
Rebounds	16	LEWIS, Abdul at NJIT (12/8/18)
	14	Raiquan Clark at LIU Brooklyn (01/21/19)
	14	Christian Lutete vs UMass Lowell (12/11/18)
Assists	12	Parker,Cameron at Sacred Heart (02/02/19)
	11	BELL, Davon at Presbyterian (11/28/18)
Steals	5	Jake Wojcik at Richmond (11/14/18)
	4	Malik Petteway at Robert Morris (03/06/19)
	4	Malik Petteway vs Robert Morris (01/10/19)
	4	Nick Sherod at Richmond (11/14/18)
Blocked Shots	5	LEWIS, Abdul at NJIT (12/8/18)
	4	Juan Cardenas vs Bryant (02/28/19)
	4	Eral Penn vs LIU Brooklyn (02/14/19)
	4	AJ Sumbry vs Wagner (02/07/19)
	4	Pauly Paulicap vs Manhattan (12/23/18)
	4	CLARK II, Marvin at St. John's (12/19/18)
	4	Samuel Idowu vs Saint Peter's (12/15/18)
	4	Robb, Dominic at Niagara University (11/24/18)
Turnovers	7	Jonathan Norfleet vs Wagner (02/07/19)
	6	Tyler Kohl vs Central Conn. St. (02/16/19)
	6	Jashaun Agosto at LIU Brooklyn (01/21/19)
Fouls	5	MARROW, Jermaine at Hampton (03/21/19)
	5	Jalen Gibbs vs Mt. St. Mary's (03/02/19)
	5	Tyson Batiste vs Central Conn. St. (02/16/19)
	5	Mike Holloway Jr. vs Fairleigh Dickinson (02/09/19)
	5	Kashaun Hicks at Central Conn. St. (01/31/19)
	5	Deion Bute at Central Conn. St. (01/31/19)
	5	Eral Penn at LIU Brooklyn (01/21/19)
	5	Ozier,Koreem vs Sacred Heart (01/19/19)
	5	Randall Gaskins Jr. vs Saint Francis (PA) (01/12/19)
	5	JACKSON,Nigel at Wagner (01/05/19)
	5	Manny Dixon vs Saint Peter's (12/15/18)
	5	Alex Rivera vs UMass Lowell (12/11/18)
	5	Stephane Etheart vs St. Joseph's (Brkln) (12/03/18)
	5	Jaworski, Justin at Lafayette (11/18/18)
	5	Ky Bowman at Boston College (11/11/18)
	5	Jafet Thomas vs Medgar Evers (11/07/18)

# STATS & INFO

Points	G	Pts	Pts/G
JORDAN, Jalen	33	489	14.8
SANABRIA, Glenn	33	405	12.3
HAWKINS, Chauncey	30	332	11.1
HURLEY, Rosel	33	298	9.0
CELEN, Deniz	33	250	7.6
WILLIAMS, Keon	33	143	4.3
EVANS, Yaradyah	33	135	4.1
KRTINIC, Stevan	28	109	3.9
ROHLEHR, Christian	29	89	3.1
JOHNSON, Cori	32	86	2.7
BECKFORD, Bryant	6	5	0.8
WILLIAMS, Jordan	9	4	0.4

FG Percentage	FG	Att	Pct
CELEN, Deniz	112	217	.516
ROHLEHR, Christian	34	66	.515
KRTINIC, Stevan	38	75	.507
HURLEY, Rosel	121	240	.504
JORDAN, Jalen	156	364	.429
WILLIAMS, Keon	51	121	.421
JOHNSON, Cori	33	82	.402
SANABRIA, Glenn	144	377	.382
EVANS, Yaradyah	52	143	.364
HAWKINS, Chauncey	98	286	.343
BECKFORD, Bryant	1	5	.200
WILLIAMS, Jordan	1	13	.077

3-Point Percentage	3FG	Att	Pct
KRTINIC, Stevan	20	44	.455
JORDAN, Jalen	89	212	.420
SANABRIA, Glenn	63	181	.348
WILLIAMS, Keon	26	78	.333
HAWKINS, Chauncey	32	108	.296
HURLEY, Rosel	8	29	.276
CELEN, Deniz	14	57	.246
EVANS, Yaradyah	15	69	.217
JOHNSON, Cori	3	18	.167
WILLIAMS, Jordan	0	10	.000

Free Throw Percent	FG	Att	Pct
WILLIAMS, Jordan	2	2	1.000
JORDAN, Jalen	88	109	.807
HAWKINS, Chauncey	104	134	.776
KRTINIC, Stevan	13	17	.765
JOHNSON, Cori	17	25	.680
HURLEY, Rosel	48	78	.615
WILLIAMS, Keon	15	25	.600
SANABRIA, Glenn	54	91	.593
EVANS, Yaradyah	16	27	.593
CELEN, Deniz	12	22	.545
ROHLEHR, Christian	21	43	.488
BECKFORD, Bryant	3	7	.429

Scoring Average	G	Pts	Avg/G
JORDAN, Jalen	33	489	14.8
SANABRIA, Glenn	33	405	12.3
HAWKINS, Chauncey	30	332	11.1
HURLEY, Rosel	33	298	9.0
CELEN, Deniz	33	250	7.6
WILLIAMS, Keon	33	143	4.3
EVANS, Yaradyah	33	135	4.1
KRTINIC, Stevan	28	109	3.9
ROHLEHR, Christian	29	89	3.1
JOHNSON, Cori	32	86	2.7
BECKFORD, Bryant	6	5	0.8
WILLIAMS, Jordan	9	4	0.4

Field Goal Attempts	G	Att	Att/G
SANABRIA, Glenn	33	377	11.4
JORDAN, Jalen	33	364	11.0
HAWKINS, Chauncey	30	286	9.5
HURLEY, Rosel	33	240	7.3
CELEN, Deniz	33	217	6.6

Field Goals Made	G	Made	Made/G
JORDAN, Jalen	33	156	4.7
SANABRIA, Glenn	33	144	4.4
HURLEY, Rosel	33	121	3.7
CELEN, Deniz	33	112	3.4
HAWKINS, Chauncey	30	98	3.3

3-Point FG Attempts	G	Att	Att/G
JORDAN, Jalen	33	212	6.4
SANABRIA, Glenn	33	181	5.5
HAWKINS, Chauncey	30	108	3.6
WILLIAMS, Keon	33	78	2.4
EVANS, Yaradyah	33	69	2.1

3-Point FG Made	G	Made	Made/G
JORDAN, Jalen	33	89	2.7
SANABRIA, Glenn	33	63	1.9
HAWKINS, Chauncey	30	32	1.1
WILLIAMS, Keon	33	26	0.8
KRTINIC, Stevan	28	20	0.7

Free Throw Attempts	G	Att	Att/G
HAWKINS, Chauncey	30	134	4.5
JORDAN, Jalen	33	109	3.3
SANABRIA, Glenn	33	91	2.8
HURLEY, Rosel	33	78	2.4
ROHLEHR, Christian	29	43	1.5

Free Throws Made	G	Made	Made/G
HAWKINS, Chauncey	30	104	3.5
JORDAN, Jalen	33	88	2.7
SANABRIA, Glenn	33	54	1.6
HURLEY, Rosel	33	48	1.5
ROHLEHR, Christian	29	21	0.7

# STATS & INFO

<b>Rebounds</b>	<b>G</b>	<b>Reb</b>	<b>Reb/G</b>
CELEN, Deniz	33	177	5.4
EVANS, Yaradyah	33	173	5.2
HURLEY, Rosel	33	135	4.1
JORDAN, Jalen	33	118	3.6
SANABRIA, Glenn	33	103	3.1

<b>Rebound Average</b>	<b>G</b>	<b>Reb</b>	<b>Avg/G</b>
CELEN, Deniz	33	177	5.4
EVANS, Yaradyah	33	173	5.2
HURLEY, Rosel	33	135	4.1
JORDAN, Jalen	33	118	3.6
ROHLEHR, Christian	29	91	3.1

<b>Offensive Rebounds</b>	<b>G</b>	<b>No.</b>	<b>Avg/G</b>
CELEN, Deniz	33	54	1.6
HURLEY, Rosel	33	52	1.6
ROHLEHR, Christian	29	44	1.5
EVANS, Yaradyah	33	39	1.2
SANABRIA, Glenn	33	27	0.8

<b>Defensive Rebounds</b>	<b>G</b>	<b>No.</b>	<b>Avg/G</b>
EVANS, Yaradyah	33	134	4.1
CELEN, Deniz	33	123	3.7
JORDAN, Jalen	33	103	3.1
HURLEY, Rosel	33	83	2.5
SANABRIA, Glenn	33	76	2.3

<b>Fouls</b>	<b>G</b>	<b>No.</b>	<b>Per/G</b>
CELEN, Deniz	33	90	2.7
HURLEY, Rosel	33	77	2.3
EVANS, Yaradyah	33	77	2.3
SANABRIA, Glenn	33	73	2.2
HAWKINS, Chauncey	30	65	2.2

<b>Foulsouts</b>	<b>G</b>	<b>No.</b>
CELEN, Deniz	33	3
HURLEY, Rosel	33	1
HAWKINS, Chauncey	30	1
JORDAN, Jalen	33	1
EVANS, Yaradyah	33	1
SANABRIA, Glenn	33	1

<b>Assists</b>	<b>G</b>	<b>No.</b>	<b>Ast/G</b>
SANABRIA, Glenn	33	86	2.6
HAWKINS, Chauncey	30	58	1.9
CELEN, Deniz	33	49	1.5
JORDAN, Jalen	33	48	1.5
HURLEY, Rosel	33	44	1.3

<b>Steals</b>	<b>G</b>	<b>No.</b>	<b>Stl/G</b>
SANABRIA, Glenn	33	46	1.4
HAWKINS, Chauncey	30	29	1.0
EVANS, Yaradyah	33	28	0.8
HURLEY, Rosel	33	23	0.7
JORDAN, Jalen	33	16	0.5
CELEN, Deniz	33	16	0.5

<b>Blocked Shots</b>	<b>G</b>	<b>No.</b>	<b>Blk/G</b>
ROHLEHR, Christian	29	32	1.1
CELEN, Deniz	33	31	0.9
EVANS, Yaradyah	33	20	0.6
JOHNSON, Cori	32	15	0.5
SANABRIA, Glenn	33	12	0.4

<b>Minutes</b>	<b>G</b>	<b>No.</b>	<b>Min/G</b>
JORDAN, Jalen	33	1033	31.3
SANABRIA, Glenn	33	1016	30.8
HAWKINS, Chauncey	30	743	24.8
HURLEY, Rosel	33	723	21.9
CELEN, Deniz	33	709	21.5

<b>Turnovers</b>	<b>G</b>	<b>No.</b>	<b>TO/G</b>
HAWKINS, Chauncey	30	57	1.9
SANABRIA, Glenn	33	57	1.7
JORDAN, Jalen	33	54	1.6
HURLEY, Rosel	33	53	1.6
CELEN, Deniz	33	42	1.3



# BOX SCORES

## Official Basketball Box Score -- Game Totals -- Final Statistics Medgar Evers vs St. Francis Brooklyn 11/07/18 7:05 PM at Brooklyn, NY

### Medgar Evers 42 • 0-1

#	Player	Total		3-Ptr	Rebounds			PF	TP	A TO Blk Stl					Min
		FG	FGA		Off	Def	Tot								
01	Basheeru Camara	f	3-11	0-1	1-5	1	3	4	2	7	1	3	1	0	24
12	Jafel Thomas	c	0-2	0-0	0-0	0	0	0	2	0	0	2	1	1	17
03	Justin Sutton	g	5-17	0-3	0-0	1	2	3	2	10	1	1	1	0	31
10	Elias Scott	g	1-6	0-3	0-0	0	0	0	2	2	0	2	0	0	16
11	Travis James	g	1-3	0-0	0-0	2	2	4	2	2	0	2	1	0	25
02	Brandon Providence	g	0-1	0-1	2-2	0	2	2	1	2	0	1	0	0	6
05	Naquavah Jackson		1-3	1-1	1-4	2	1	3	2	4	0	0	0	1	8
14	Moussa Sineria		1-1	0-0	0-1	2	2	4	2	2	0	2	0	0	7
15	Joancarlo Bonilla		0-0	0-0	0-2	0	1	1	0	0	0	0	0	0	3
22	Sean Webb		1-4	0-2	0-2	0	2	1	4	2	0	1	0	0	3
24	Andrew Julien		1-1	0-0	0-2	0	1	1	0	2	0	1	0	0	5
30	Chad Marcus		2-5	0-2	2-2	1	1	2	1	6	0	0	0	0	4
31	Jose Batista		0-0	0-0	0-0	0	0	0	1	0	1	3	0	0	4
32	Darrell Spaulding		0-0	0-0	0-0	0	1	1	3	0	0	3	0	0	9
33	Eric Palmer		0-0	0-0	0-0	0	1	1	1	16	0	0	0	0	4
34	Isaiah Garvey-Mwazi		1-4	1-3	0-2	0	2	2	1	3	0	0	0	0	7
35	Sidney Payne		0-0	0-0	0-0	0	1	1	2	0	0	1	1	0	7
Team					2	2	4								
Totals			17-58	2-16	6-22	11	24	35	31	42	3	22	5	3	200
FG % 1st Half: 8-30		26.7%	2nd half: 9-28		32.1%	Game: 17-58		29.3%	Deadball Rebounds 6,1						
3FG % 1st Half: 1-5		20.0%	2nd half: 1-11		9.1%	Game: 2-16		12.5%							
FT % 1st Half: 0-6		0.0%	2nd half: 6-16		37.5%	Game: 6-22		27.3%							

### St. Francis Brooklyn 92 • 1-0

#	Player	Total		3-Ptr	Rebounds			PF	TP	A TO Blk Stl					Min
		FG	FGA		Off	Def	Tot								
05	Evans,Yaradyah	f	2-3	0-1	0-0	0	2	2	5	4	1	3	1	0	13
20	Johnson,Cori	c	1-2	1-1	1-2	0	3	3	2	4	1	4	0	0	9
02	Hurley,Rosel	g	4-8	0-2	6-7	3	5	8	2	14	0	4	0	3	21
10	Sanabria, Glenn	g	4-7	2-3	4-7	2	1	3	2	14	3	1	3	2	20
14	Jordan,Jalen	g	4-10	2-6	4-4	0	8	8	1	14	3	0	1	1	18
01	Krtinic,Stevan		5-7	3-3	2-3	0	1	1	3	15	0	1	0	0	28
04	Hawkins,Chauncey		0-3	0-3	2-2	0	1	1	1	2	7	1	0	1	12
13	Williams,Keon		2-5	0-0	0-3	1	1	1	1	4	1	1	0	1	21
33	Celen,Deniz		5-9	0-1	0-0	0	7	7	1	10	1	1	0	0	15
40	Beckford,Bryant		1-2	0-0	1-2	0	1	1	1	3	0	0	0	1	8
32	ROHLEHR, Christian		1-3	0-0	4-11	7	5	12	4	6	1	2	3	1	17
45	Williams,Jordan		0-6	0-4	2-2	1	3	4	2	2	0	1	2	1	18
Totals			29-65	8-27	26-42	20	40	60	25	92	20	18	9	12	200
FG % 1st Half: 17-38		44.7%	2nd half: 12-27		44.4%	Game: 29-65		44.6%	Deadball Rebounds 7						
3FG % 1st Half: 6-17		35.3%	2nd half: 2-10		20.0%	Game: 8-27		29.6%							
FT % 1st Half: 6-12		50.0%	2nd half: 20-30		66.7%	Game: 26-42		61.9%							

Officials: Johnee Gleich, Jeff Fox, Chris Beohm  
Technical fouls: Medgar Evers-None. St. Francis Brooklyn-None.  
Attendance: 386  
Flagrant 1 (MEC 10, 17:22 2nd)

Score by periods	1st	2nd	Total
Medgar Evers	17	25	42
St. Francis Brooklyn	46	46	92

Last FG - MECM 2nd-01:11, SFBKM 2nd-02:05.

Largest lead - MECM by 2 1st-19:45, SFBKM by 53 2nd-01:32.

MECM led for 00:15. SFBKM led for 39:29. Game was tied for 00:25.

## Official Basketball Box Score -- Game Totals -- Final Statistics St. Francis Brooklyn vs Richmond 11/14/18 11:00 am at

### St. Francis Brooklyn 66 • 1-2

#	Player	Total		3-Ptr	Rebounds			PF	TP	A TO Blk Stl					Min
		FG	FGA		Off	Def	Tot								
05	EVANS, Yaradyah	f	2-5	2-5	2-2	0	6	6	1	8	0	1	0	0	26
20	JOHNSON, Cori	c	1-5	1-1	0-0	2	0	2	3	3	2	0	0	0	13
02	HURLEY, Rosel	g	6-10	0-1	2-2	5	1	6	2	14	2	2	0	1	22
10	SANABRIA, Glenn	g	6-12	2-5	0-0	1	5	6	1	14	3	1	0	1	33
14	JORDAN, Jalen	g	5-13	3-10	1-2	0	2	2	0	14	0	2	0	1	30
04	HAWKINS, Chauncey		1-10	0-4	2-2	1	1	2	4	0	1	0	1	0	24
13	WILLIAMS, Keon		1-2	1-2	0-0	0	3	3	1	3	1	1	0	0	19
33	CELEN, Deniz		2-5	0-0	0-0	2	1	3	2	4	0	1	0	0	19
40	BECKFORD, Bryant		0-0	0-0	0-0	0	1	1	0	1	0	0	0	0	2
32	ROHLEHR, Christian		1-1	0-0	0-0	0	1	1	2	0	2	0	1	1	8
45	WILLIAMS, Jordan		0-1	0-1	0-0	0	0	0	0	0	0	0	0	0	4
Team					0	0	0								
Totals			25-64	9-29	7-8	12	20	32	13	66	8	10	1	4	200
FG % 1st Half: 13-29		44.8%	2nd half: 12-35		34.3%	Game: 25-64		39.1%	Deadball Rebounds 1						
3FG % 1st Half: 5-14		35.7%	2nd half: 4-15		26.7%	Game: 9-29		31.0%							
FT % 1st Half: 4-4		100.0	2nd half: 3-4		75.0%	Game: 7-8		87.5%							

### Richmond 88 • 1-1

#	Player	Total		3-Ptr	Rebounds			PF	TP	A TO Blk Stl					Min
		FG	FGA		Off	Def	Tot								
33	Grant Golden	f	9-12	0-1	2-4	0	4	4	1	20	2	2	0	0	29
00	Jacob Gilyard	g	6-12	1-4	2-2	0	1	1	15	6	1	0	0	0	34
05	Nick Sherod	g	9-11	3-3	1-1	2	4	6	0	22	1	3	0	4	34
11	Jake Wojcik	g	3-9	2-6	0-0	0	8	8	3	8	5	1	0	5	29
04	Nathan Cayo	*	6-7	0-0	3-4	1	5	6	2	15	2	0	0	0	31
02	Souleymane Koureissi		1-1	0-0	1-1	0	0	1	0	3	0	0	0	0	3
03	Bryce Schneider		0-0	0-0	0-0	0	0	0	0	0	0	0	0	0	2
15	Matt Grace		1-1	1-1	0-1	1	0	1	1	3	0	0	0	0	10
22	Andre Gustavson		0-0	0-0	0-0	0	1	1	0	0	0	1	0	0	3
24	Noah Yates		1-3	0-2	0-0	0	2	2	0	2	0	0	0	0	12
30	Keith Oddo		0-1	0-0	0-0	0	0	0	0	0	0	0	0	0	2
32	Julius Johnson		0-1	0-1	0-0	0	1	1	3	0	1	0	1	0	11
Team					1	1	2								
Totals			36-58	7-18	9-13	6	27	33	11	88	17	9	1	9	200
FG % 1st Half: 20-30		66.7%	2nd half: 16-28		57.1%	Game: 36-58		62.1%	Deadball Rebounds 0						
3FG % 1st Half: 5-10		50.0%	2nd half: 2-8		25.0%	Game: 7-18		38.9%							
FT % 1st Half: 3-5		60.0%	2nd half: 6-8		75.0%	Game: 9-13		69.2%							

Officials: Technical fouls: St. Francis Brooklyn-None. Richmond-None.  
Attendance: 6851

2018-19 Men's Basketball. Round: 0. Richmond vs St. Francis Brooklyn. Played at

Score by periods	1st	2nd	Total
St. Francis Brooklyn	35	31	66
Richmond	48	40	88

Last FG - SFBKM 2nd-01:11, RICH 2nd-00:41.

Largest lead - SFBKM by 2 1st-18:37, RICH by 23 2nd-03:32.

SFBKM led for 01:43. RICH led for 36:13. Game was tied for 02:04.

## Official Basketball Box Score -- Game Totals -- Final Statistics St. Francis Brooklyn vs Boston College 11/11/18 1:00 pm at

### St. Francis Brooklyn 69 • 1-1

#	Player	FG	FGA	3-Ptr	FT	FTA	Off	Def	TP	Pf	TP	A	To	Bk	Stl	Min
05	EVANS, Yaradyah	f	1-1	0-0	0-1	0	3	3	3	2	2	0	0	0	1	31
20	JOHNSON, Cori	c	0-0	0-0	0-0	0	0	0	2	0	1	0	0	0	0	6
02	HURLEY, Rosel	g	0-3	0-1	4-6	1	3	4	2	4	0	4	1	0	1	15
10	SANABRIA, Glenn	g	4-10	4-7	0-0	1	1	2	5	12	3	0	0	0	0	24
14	JORDAN, Jalen	g	7-14	4-10	4-6	2	6	8	3	22	1	0	0	0	0	32
01	KRTINIC, Stevan		0-0	0-0	0-0	0	0	0	0	0	0	0	0	0	0	5
04	HAWKINS, Chauncey		6-12	2-5	3-4	2	1	3	2	17	2	4	2	0	0	22
13	WILLIAMS, Keon		2-4	2-4	1-2	1	1	2	3	7	1	1	0	0	0	28
03	CELEN, Deniz		2-7	0-3	1-2	0	7	7	3	5	1	2	0	0	0	29
41	ROHLEHR, Christian		0-0	0-0	0-0	0	1	1	0	0	1	0	0	0	0	5
45	WILLIAMS, Jordan		0-0	0-0	0-0	0	0	0	1	0	0	0	0	0	1	3
	Team						1	0	1			2				
	Totals		22-51	12-30	13-21	8	23	31	24	69	12	13	3	2	20	200
	FG % 1st Half: 10-25	40.0%	2nd half: 12-26	46.2%	Game: 22-51	43.1%										Deadball
	3FG % 1st Half: 7-17	41.2%	2nd half: 5-13	38.5%	Game: 12-30	40.0%										Rebounds
	FT % 1st Half: 6-10	60.0%	2nd half: 7-11	63.6%	Game: 13-21	61.9%										2.1

# BOX SCORES

## Official Basketball Box Score -- Game Totals -- Final Statistics St. Francis Brooklyn vs IUPUI 11/23/18 7:03 pm at Gallagher Center

### St. Francis Brooklyn 48 • 2-3

#	Player		Total	3-Ptr	Rebounds										
			FG-FGA	FG-FGA	FT-FTA	Off	Def	Tot	PF	TP	A	TO	Blk	Stl	Min
05	EVANS, Yaradyah	f	3-8	0-3	2-2	0	6	6	3	8	1	3	0	3	30
33	CELEN, Deniz	f	1-2	0-0	0-0	1	3	4	2	2	0	3	0	0	11
02	HURLEY, Rosel	g	3-5	0-0	0-5	1	1	2	1	6	0	0	0	0	18
10	SANABRIA, Glenn	g	1-5	0-1	0-0	0	2	2	2	2	0	1	1	3	30
14	JORDAN, Jalen	g	4-11	3-5	1-2	0	1	1	1	12	0	2	1	0	30
01	KRTINIC, Stevan		0-1	0-0	0-0	0	0	0	0	0	0	0	0	0	2
04	HAWKINS, Chauncey		1-8	0-3	4-5	1	3	4	1	6	0	3	0	0	23
13	WILLIAMS, Keon		2-5	1-3	0-0	0	1	1	0	5	0	1	0	1	12
20	JOHNSON, Cori		1-4	0-1	1-2	0	1	1	1	3	1	3	0	1	23
40	BECKFORD, Bryant		0-0	0-0	0-0	0	0	0	0	0	0	1	0	0	2
41	ROHLEHR, Christian		2-4	0-0	0-0	1	1	2	3	4	0	2	3	0	15
45	WILLIAMS, Jordan		0-0	0-0	0-0	0	2	2	1	0	0	0	0	0	4
Team						2	2	4							
Totals			18-53	4-16	8-16	6	23	29	15	48	4	19	5	6	200
FG % 1st Half: 9-28			32.1%	2nd half: 9-25	36.0%	Game: 18-53			34.0%	Deadball Rebounds 4,1					
3FG % 1st Half: 1-7			14.3%	2nd half: 3-9	33.3%	Game: 4-16			50.0%						
FT % 1st Half: 4-6			66.7%	2nd half: 4-10	40.0%	Game: 8-16			50.0%						

### IUPUI 68 • 3-2

#	Player		Total		3-Ptr	Rebounds			PF	TP	A	TO	Blk	Stl	Min	
			FG-FGA	FG-FGA		FT-FTA	Off	Def								Tot
24	HALL, Evan	f	7-9	0-0	1-4	0	8	8	2	15	1	5	1	0	23	
32	GOSS, Elijah	f	1-4	0-1	3-4	1	10	11	2	5	1	1	0	0	26	
05	JUSTICE, Camron	g	7-16	1-8	2-2	0	2	2	2	17	1	0	0	1	30	
22	McCALL, D.J.	g	5-8	0-0	2-2	1	1	2	1	12	1	1	0	3	32	
23	WEATHERFORD, Grant	g	0-1	0-0	0-0	0	2	2	1	0	0	3	0	3	16	
00	MINNETT, Jaylen		4-8	1-3	0-0	1	1	2	2	9	1	0	0	2	23	
02	KEMP, Jakoby		0-0	0-0	0-0	0	0	0	0	0	0	1	0	1	3	
04	HANSEN, Jack		1-1	0-0	0-0	1	4	5	3	2	1	0	0	0	11	
10	ROGERS, Nick		1-2	0-1	0-0	0	0	0	0	2	2	0	0	0	18	
11	KENYON, Brandon		0-1	0-0	1-2	0	2	2	0	1	0	0	0	1	2	
15	ISMAL, Ahmed		2-4	0-0	1-2	1	2	3	2	5	1	2	1	0	15	
55	ALSTON, Daniel		0-0	0-0	0-0	0	0	0	0	0	0	0	0	0	1	
Team						0	1	1								
Totals				28-54	2-13	10-16	5	33	38	15	68	7	15	2	11	200
FG % 1st Half: 16-27			59.3%	2nd half: 12-27			44.4%	Game: 28-54			51.9%	Deadball				
3FG % 1st Half: 1-5			20.0%	2nd half: 1-8			12.5%	Game: 2-13			15.4%	Rebounds				
FT % 1st Half: 2-4			50.0%	2nd half: 8-12			66.7%	Game: 10-16			62.5%	3				

Officials: Kevin Ferguson, Rod Mrakovich, Sean Campbell  
Technical fouls: St. Francis Brooklyn-None. IUPUI-None.  
Attendance: 910  
Fort Myers Tip-Off Regional (Niagara University)

Score by periods	1st	2nd	Total
St. Francis Brooklyn	23	25	48
IUPUI	35	33	68

Last FG - SFBKM 2nd-03:40, IUPUI 2nd-04:41.  
Largest lead - SFBKM None, IUPUI by 21 2nd-04:41.  
SFBKM led for 00:00. IUPUI led for 38:48. Game was tied for 01:12.

Points	In	Off	2nd	Fast	Bench
SFBKM	24	10	2	8	18
IUPUI	40	21	8	13	19

Score tied - 0 times.  
Lead changed - 0 times.

## Official Basketball Box Score -- Game Totals -- Final Statistics St. Francis Brooklyn vs Niagara University 11/24/18 7:03pm at 'Taps' Gallagher Center

### St. Francis Brooklyn 75 • 3-3

#	Player		Total			3-Ptr	Rebounds			PF	TP	A	TO	Blk	Stl	Min	
			FG-FGA	FG-FGA	FT-FTA		Off	Def	Tot								
05	EVANS, Yaradyah	f	1-5	1-3	1-4		0	3	3	1	4	0	1	1	0	18	
33	CELEN, Deniz	f	1-2	0-0	0-0		1	2	3	3	2	0	3	0	0	5	
02	HURLEY, Rosel	g	1-2	0-0	0-0		0	2	2	1	2	0	1	0	1	14	
10	SANABRIA, Glenn	g	7-19	4-10	0-0		0	4	4	3	18	6	0	1	0	38	
14	JORDAN, Jalen	g	5-12	4-7	0-0		1	3	4	0	14	0	2	1	1	35	
04	HAWKINS, Chauncey		6-11	3-6	7-8		0	1	1	3	22	1	1	0	0	24	
13	WILLIAMS, Keon		3-5	1-2	0-0		2	7	9	2	7	2	1	0	2	32	
20	JOHNSON, Cori		1-5	0-0	0-0		2	2	4	3	2	1	1	1	0	10	
41	ROHLEHR, Christian		1-4	0-0	2-5		4	5	9	3	4	0	0	3	0	24	
Team							3	4	7								
Totals				26-65	13-28		10-17	13	33	46	19	75	10	10	7	4	200
FG % 1st Half: 12-34			35.3%	2nd half: 14-31			45.2%	Game: 26-65			40.0%	Deadball					
3FG % 1st Half: 6-14			42.9%	2nd half: 7-14			50.0%	Game: 13-28			46.4%	Rebounds					
FT % 1st Half: 1-4			25.0%	2nd half: 9-13			69.2%	Game: 10-17			58.8%	3					

### Niagara University 63 • 2-3

#	Player		Total			Rebounds			PF	TP	A	TO	Blk	Stl	Min	
			FG-FGA	3-FGA	FT-FTA	Off	Def	Tot								
32	Robb, Dominic	f	6-12	1-1	4-6	1	3	4	3	17	0	2	4	1	31	
00	Barton, Chris	g	1-7	0-4	3-5	0	3	3	4	5	1	2	0	0	29	
02	Tate, Keleaf	g	3-9	1-3	0-0	2	3	5	0	7	0	2	0	0	36	
04	Solomon, Raheem	g	4-8	2-4	2-4	3	3	6	4	12	0	3	0	1	20	
05	Towns, James	g	0-7	0-0	2-2	0	3	3	0	2	2	3	0	0	27	
01	Fragala, Dominik		0-0	0-0	0-0	0	0	0	0	0	0	0	0	0	4	
10	Hammond, Marcus		1-5	0-1	1-2	0	0	0	3	3	2	0	0	0	17	
15	Kuakumensah, Greg		2-5	0-3	6-6	1	9	10	3	10	0	0	1	0	25	
24	King, Greg		3-3	0-0	1-1	0	4	4	1	7	1	0	1	0	11	
Team						1	2	3								
Totals				20-56	4-16	19-26	8	30	38	18	63	6	12	6	2	200
FG % 1st Half: 12-29			41.4%	2nd half: 8-27			29.6%	Game: 20-56			35.7%	Deadball				
3FG % 1st Half: 1-5			20.0%	2nd half: 3-11			27.3%	Game: 4-16			25.0%	Rebounds				
FT % 1st Half: 5-5			100.0%	2nd half: 14-21			66.7%	Game: 19-26			73.1%	2				

Officials: John Garbinski, Josh White, Marek Drabinski  
Technical fouls: St. Francis Brooklyn-None. Niagara University-None.  
Attendance: 837

Score by periods	1st	2nd	Total
St. Francis Brooklyn	31	44	75
Niagara University	30	33	63

Points	In	Off	2nd	Fast	Bench
SFBKM	24	15	8	7	35
NIA	24	7	6	9	20

Last FG - SFBKM 2nd-03:57, NIA 2nd-00:15.  
Largest lead - SFBKM by 16 2nd-01:57, NIA by 6 1st-07:09.  
SFBKM led for 20:02. NIA led for 14:46. Game was tied for 05:12.

Score tied - 7 times.  
Lead changed - 11 times.

## Official Basketball Box Score -- Game Totals -- Final Statistics St. Francis vs Presbyterian 11/28/18 7:00 p.m. at Templeton Gymnasium

### St. Francis 90 • 4-3

#	Player	Total			3-Ptr			Rebounds			PF	TP	A	TO	Blk	Stl	Min
		FG-FGA	FG-FGA	FT-FTA	Off	Def	Tot										
02	HURLEY, Rosel	*	5-8	0-1	0-0	0	7	7	4	10	2	2	1	0	19		
05	EVANS, Yaradyah	*	1-5	0-2	0-0	2	3	5	4	2	1	0	0	0	22		
10	SANABRIA, Glenn	*	1-8	0-2	0-0	0	2	2	4	2	1	3	0	1	25		
14	JORDAN, Jalen	*	3-10	2-5	5-6	0	6	6	3	13	0	3	0	0	36		
33	CELEN, Deniz	*	5-8	1-1	0-0	1	1	2	2	11	0	1	0	0	9		
01	KRTINIC, Stevan		0-0	0-0	0-0	0	0	0	0	0	0	0	0	0	1		
04	HAWKINS, Chauncey		8-14	4-5	7-8	0	2	2	1	27	5	0	0	0	31		
13	WILLIAMS, Keon		5-6	1-2	2-4	0	2	2	2	13	0	0	0	0	30		
20	JOHNSON, Cori		2-3	0-0	0-0	1	2	3	1	4	1	0	0	0	7		
41	ROHLEHR, Christian		3-3	0-0	2-2	1	6	7	2	8	0	0	2	0	19		
45	WILLIAMS, Jordan		0-0	0-0	0-0	0	0	0	0	0	0	0	0	0	1		
Team						3	3	6									
Totals			33-65	8-18	16-20	8	34	42	23	90	10	9	3	1	200		
FG 1st Half: 17-32 53.1% 2nd half: 16-33 48.5% Game: 33-65 50.8%																	
3FG 1st Half: 4-9 44.4% 2nd half: 4-9 44.4% Game: 8-18 44.4%																	
FT 1st Half: 4-5 80.0% 2nd half: 12-15 80.0% Game: 16-20 80.0%																	
Rebounds 3																	

# BOX SCORES

## Official Basketball Box Score -- Game Totals -- Final Statistics St. Francis Brooklyn vs NJIT 12/8/18 4pm at Newark, NJ - Wellness and Events Center

### St. Francis Brooklyn 60 • 5-4

#	Player	Total		3-Ptr		Rebounds			PF	TP	A TO Blk Stl				Min
		FG-FGA	FG-FGA	FT-FTA	Off Def Tot	PF	TP	A TO Blk Stl							
05	EVANS, Yaradyah	f	2-6	1-4	0-0	0	3	3	3	5	1	2	1	0	10
33	CELEN, Deniz	f	0-2	0-1	0-0	1	2	3	1	0	0	0	1	0	19
02	HURLEY, Rosel	g	0-4	0-0	0-0	1	3	4	3	0	1	1	0	0	21
10	SANABRIA, Glenn	g	2-8	1-4	0-2	1	1	2	3	5	0	0	0	0	19
14	JORDAN, Jalen	g	4-11	1-6	0-0	0	1	1	2	9	0	0	0	0	28
01	KRTINIC, Stevan	g	1-2	1-1	0-0	0	0	0	1	3	1	3	0	0	14
04	HAWKINS, Chauncey	g	3-16	0-6	4-4	0	3	3	2	10	2	2	0	0	29
13	WILLIAMS, Keon	g	1-5	1-5	3-3	1	5	6	4	6	2	1	0	0	17
20	JOHNSON, Cori	g	2-3	1-1	0-0	0	1	1	2	5	1	0	0	0	8
40	BECKFORD, Bryant	g	0-0	0-0	1-2	0	0	0	0	1	0	0	0	0	4
41	ROHLEHR, Christian	g	6-10	0-0	4-6	7	4	11	2	16	0	0	0	0	20
45	WILLIAMS, Jordan	g	0-0	0-0	0-0	0	2	2	1	0	0	0	0	0	11
Team					2	1	3	1							
Totals			21-67	6-28	12-17	13	26	39	25	60	8	9	5	0	200
FG % 1st Half:		8-34	23.5%	2nd half:	13-33	39.4%	Game:		21-67	31.3%	Deadball				
3FG % 1st Half:		2-13	15.4%	2nd half:	4-15	26.7%	Game:		6-28	21.4%	Rebounds				
FT % 1st Half:		6-8	75.0%	2nd half:	6-9	66.7%	Game:		12-17	70.6%	1				

### NJIT 82 • 9-2

#	Player	Total		3-Ptr		Rebounds			PF	TP	A TO Blk Stl				Min
		FG-FGA	FG-FGA	FT-FTA	Off Def Tot	PF	TP	A TO Blk Stl							
00	LEWIS, Abdul	f	6-15	0-1	7-10	4	12	16	2	19	3	1	5	0	35
02	BRINSON, San Antonio	f	3-7	0-0	3-4	3	3	6	2	9	1	0	0	1	18
04	COOKS, Zach	g	6-17	2-7	5-6	1	6	7	3	19	2	2	0	1	35
11	GIBBS, Shyquan	g	1-3	1-1	0-0	0	2	2	3	3	1	0	0	0	29
15	WILSON, Dandre	g	5-8	1-3	7-7	0	0	0	1	18	1	1	0	1	27
01	PRICE, Taj	g	0-0	0-0	0-0	0	0	0	0	1	0	0	0	0	1
03	JAMISON, Patrick	g	1-1	0-0	0-0	0	0	0	0	2	0	0	0	0	1
05	WILLIS, Diego	g	0-2	0-2	0-0	0	3	3	0	0	1	1	0	0	11
21	DIAKITE, Souleymane	g	0-0	0-0	0-0	0	1	1	0	0	0	0	0	0	1
23	JONES, Shawndale	g	2-2	0-0	2-2	1	3	4	0	6	1	0	0	1	15
32	GREER, Donovan	g	0-2	0-1	0-2	0	2	2	4	0	0	0	0	0	14
33	DE GRAFF, Kjell	g	0-1	0-1	0-0	0	1	1	0	0	1	0	0	0	1
34	BENDARY, Mohamed	g	2-2	0-0	2-2	1	0	1	2	6	0	1	1	0	12
Team					1	2	3								
Totals			26-60	4-16	26-33	11	35	46	18	82	11	6	6	4	200
FG % 1st Half:		11-27	40.7%	2nd half:	15-33	45.5%	Game:		26-60	43.3%	Deadball				
3FG % 1st Half:		3-8	37.5%	2nd half:	1-8	12.5%	Game:		4-15	25.0%	Rebounds				
FT % 1st Half:		11-15	73.3%	2nd half:	15-18	83.3%	Game:		26-33	78.8%	4,2				

Officials: Wesley Ford, Brian Hagedorn, Michael Stramiello  
Technical fouls: St. Francis Brooklyn-TAM. NJIT-BRINSON, San Antonio.  
Attendance: 525

Score by periods	1st	2nd	Total
St. Francis Brooklyn	24	36	60
NJIT	36	46	82

Last FG - SFBKM 2nd-00:35, NJIT 2nd-00:19.  
Largest lead - SFBKM by 2 1st-18:14, NJIT by 31 2nd-04:52.  
SFBKM led for 01:49, NJIT led for 35:07. Game was tied for 03:04.

Score tied - 1 time.  
Lead changed - 1 time.

## Official Basketball Box Score -- Game Totals -- Final Statistics Saint Peter's vs St. Francis Brooklyn 12/15/18 4:00 pm at

### Saint Peter's 53 • 2-8

#	Player	Total		3-Ptr		Rebounds			PF	TP	A TO Blk Stl				Min
		FG-FGA	FG-FGA	FT-FTA	Off Def Tot	PF	TP	A TO Blk Stl							
11	KC Ndefo	f	0-3	0-0	0-0	0	2	2	4	0	0	1	1	1	30
23	Samuel Idowu	f	4-12	0-2	3-4	1	3	5	3	11	1	3	4	1	33
01	Davaunthe Turner	g	8-17	0-2	3-4	1	3	4	1	19	2	5	0	0	38
02	Quay Brown	g	0-1	0-1	0-0	0	3	3	2	0	1	3	0	0	20
24	Klenn Taylor	g	4-7	1-2	3-6	1	5	6	3	12	2	0	0	0	31
00	Dallas Watson	g	3-6	3-5	2-4	0	4	4	1	11	3	3	0	1	30
05	Manny Dixon	g	0-0	0-0	0-0	0	3	3	5	0	0	1	2	0	13
12	Majur Majak	g	0-0	0-0	0-0	0	1	1	0	0	0	0	0	0	5
Team					2	3	5								
Totals			19-46	4-12	11-18	6	27	33	19	53	9	16	7	3	200
FG % 1st Half:		12-22	54.5%	2nd half:	7-24	29.2%	Game:		19-46	41.3%	Deadball				
3FG % 1st Half:		3-6	50.0%	2nd half:	1-6	16.7%	Game:		4-12	33.3%	Rebounds				
FT % 1st Half:		4-8	50.0%	2nd half:	7-10	70.0%	Game:		11-18	61.1%	3				

### St. Francis Brooklyn 56 • 7-4

#	Player	Total		3-Ptr		Rebounds			PF	TP	A TO Blk Stl				Min
		FG-FGA	FG-FGA	FT-FTA	Off Def Tot	PF	TP	A TO Blk Stl							
05	EVANS, Yaradyah	f	2-5	2-4	0-1	5	13	18	3	6	2	2	2	0	33
33	CELEN, Deniz	f	1-3	0-2	0-0	0	3	3	1	2	4	1	1	1	16
02	HURLEY, Rosel	g	0-2	0-0	0-0	1	0	1	2	0	0	2	0	0	13
10	SANABRIA, Glenn	g	6-14	4-10	1-2	2	2	4	1	17	2	2	0	2	36
14	JORDAN, Jalen	g	5-11	5-8	6-8	1	3	4	1	21	0	2	0	1	34
04	HAWKINS, Chauncey	g	2-10	0-0	4-7	0	0	0	3	8	2	2	0	2	30
13	WILLIAMS, Keon	g	0-3	0-3	0-0	0	2	2	1	0	1	0	0	0	15
20	JOHNSON, Cori	g	0-2	0-1	0-0	0	0	0	2	0	0	1	0	0	6
41	ROHLEHR, Christian	g	1-3	0-0	0-0	0	1	1	2	2	0	1	0	0	17
Team					3	1	4								
Totals			17-53	11-28	11-18	12	25	37	16	56	11	13	3	6	200
FG % 1st Half:		8-23	34.8%	2nd half:	9-30	30.0%	Game:		17-53	32.1%	Deadball				
3FG % 1st Half:		7-17	41.2%	2nd half:	4-11	36.4%	Game:		11-28	39.3%	Rebounds				
FT % 1st Half:		4-7	57.1%	2nd half:	7-11	63.6%	Game:		11-18	61.1%	4				

Officials: Mikerlanoe Fleury, Sean Campbell, Mike Palau  
Technical fouls: Saint Peter's-None. St. Francis Brooklyn-None.  
Attendance: 448  
2018-19 Men's Basketball. Round: 0. Saint Peter's vs St. Francis Brooklyn. Pla

Score by periods	1st	2nd	Total
Saint Peter's	31	22	53
St. Francis Brooklyn	27	29	56

Last FG - SPJ 2nd-10:39, SFBKM 2nd-02:23.  
Largest lead - SPJ by 8 2nd-10:39, SFBKM by 7 1st-07:07.  
SPJ led for 23:57, SFBKM led for 12:29. Game was tied for 03:34.

Score tied - 4 times.  
Lead changed - 8 times.

## Official Basketball Box Score -- Game Totals -- Final Statistics UMass Lowell vs St. Francis Brooklyn 12/11/18 7:00 pm at

### UMass Lowell 69 • 6-7

#	Player	Total			3-Ptr			Rebounds			PF	TP	A TO Blk Stl				Min
		FG-FGA	FG-FGA	FT-FTA	Off	Def	Tot										
04	Darius Henderson	f	1-4	0-0	2-2	2	5	7	0	4	1	0	2	0	15		
12	Josh Gantz	f	6-9	1-3	4-4	0	3	3	3	17	1	1	2	1	38		
23	Christian Lutete	f	5-12	0-3	3-5	5	9	14	3	13	3	1	0	0	36		
05	Ryan Jones	g	6-16	2-9	0-0	2	3	5	3	14	2	2	1	0	36		
11	Obadiah Noel	g	7-10	0-1	3-5	1	2	3	3	17	2	1	0	1	27		
01	Bryce Daley	g	1-3	0-1	0-1	2	1	3	0	2	0	0	1	0	12		
03	Alex Rivera	g	0-8	0-5	0-0	0	4	4	5	0	0	2	0	1	20		
14	Joey Glynn	g	0-0	0-0	0-0	0	0	0	1	0	0	0	0	0	2		
15	Allin Blunt	g	0-3	0-0	2-2	0	2	2	0	2	0	0	0	0	14		
Team						3	0	3									
Totals			26-65	3-22	14-19	15	29	44	18	69	9	7	6	3	200		
FG % 1st Half:		12-33	36.4%	2nd half:	14-32	43.8%	Game:		26-65	40.0%	Deadball						
3FG % 1st Half:		0-8	0.0%	2nd half:	3-14	21.4%	Game:		3-22	13.6%	Rebounds						
FT % 1st Half:		3-5	60.0%	2nd half:	11-14	78.6%	Game:		14-19	73.7%	1						



# BOX SCORES

## Official Basketball Box Score -- Game Totals -- Final Statistics Manhattan vs St. Francis Brooklyn 12/23/18 2:00 pm at

### Manhattan 56 • 2-10

#	Player		Total		3-Ptr		Rebounds			PF	TP	A				Min
			FG-FGA	FG-FGA	FT-FTA	Off	Def	Tot	To			Bk	Stl			
33	Pauly Paulicap	f	6-11	0-0	5-7	1	3	4	2	17	0	2	4	0	23	
10	Nehemiah Mack	g	1-4	0-1	1-2	1	2	3	3	3	1	5	0	2	31	
22	Thomas Capuano	g	3-7	2-3	0-0	0	2	2	4	8	2	1	0	2	37	
23	Tykei Greene	g	2-7	0-4	3-6	2	1	3	1	7	0	0	0	1	15	
52	Samson Usilo	g	1-1	0-0	0-0	0	2	2	4	2	1	3	0	2	13	
00	Warren Williams		2-5	0-0	3-5	3	0	3	4	7	0	1	1	0	10	
03	Elijah Buchanan		0-3	0-1	6-9	0	4	4	2	6	2	3	0	0	22	
04	Samir Stewart		0-3	0-1	0-0	1	1	2	0	0	2	2	0	1	12	
14	Christian Hincson		1-1	0-0	0-0	0	5	5	1	2	0	2	0	0	17	
24	Tyler Reynolds		1-1	0-0	0-0	0	0	0	0	2	0	0	0	1	4	
24	Ebube Ebube		0-1	0-0	0-0	2	2	4	2	0	2	0	0	0	9	
30	Ibrahima Diallo		1-1	0-0	0-0	0	1	1	0	2	0	0	0	0	7	
Team						0	2	2								
Totals			18-45	2-10	18-29	10	25	35	23	56	8	21	5	9	200	

FG % 1st Half: 10-20 50.0% 2nd half: 8-25 32.0% Game: 18-45 40.0%  
3FG % 1st Half: 1-3 33.3% 2nd half: 1-7 14.3% Game: 2-10 20.0%  
FT % 1st Half: 7-9 77.8% 2nd half: 11-20 55.0% Game: 18-29 62.1%

Deadball  
Rebounds  
4

### St. Francis Brooklyn 72 • 8-5

#	Player		Total		3-Ptr		Rebounds			PF	TP	A TO Blk Stl				Min
			FG-FGA	FG-FGA	FT-FTA	Off	Def	Tot	A			TO	Blk	Stl		
05	EVANS, Yaradyah	f	3-7	1-4	0-0	0	2	2	4	7	0	1	0	0	19	
33	CELEN, Deniz	f	5-7	2-2	0-0	0	3	3	3	12	3	1	1	1	26	
02	HURLEY, Rosel	g	4-8	0-0	3-4	5	3	8	2	11	5	1	0	1	25	
10	SANABRIA, Glenn	g	4-11	1-5	7-9	2	1	3	2	16	4	3	0	2	36	
14	JORDAN, Jalen	g	2-10	2-6	3-5	0	5	5	1	9	3	1	0	1	34	
01	KRTINIC, Stevan		0-0	0-0	0-0	0	1	1	1	0	1	1	0	0	7	
04	HAWKINS, Chauncey		0-4	0-0	2-2	0	5	5	3	2	1	5	0	1	26	
13	WILLIAMS, Keon		1-2	0-0	0-0	0	1	1	3	2	1	1	0	1	13	
20	JOHNSON, Cori		4-5	0-0	3-4	2	2	4	3	11	0	2	0	0	10	
41	ROHLEHR, Christian		1-1	0-0	0-0	0	0	0	3	2	0	0	1	1	4	
Team						1	1	2								
Totals			24-55	6-17	18-24	10	24	34	25	72	18	16	2	8	200	

FG % 1st Half: 11-27 40.7% 2nd half: 13-28 46.4% Game: 24-55 43.6%  
3FG % 1st Half: 2-8 25.0% 2nd half: 4-9 44.4% Game: 6-17 35.3%  
FT % 1st Half: 4-8 50.0% 2nd half: 14-16 87.5% Game: 18-24 75.0%

Deadball  
Rebounds  
2

Officials: Craig Lastres,Edward Corbett Jr.,Tim Smith  
Technical fouls: Manhattan-None. St. Francis Brooklyn-None.  
Attendance: 612  
2018-19 Men's Basketball. Round: 0. Manhattan vs St. Francis Brooklyn. Played at

Score by periods	1st	2nd	Total
Manhattan	28	28	56
St. Francis Brooklyn	28	44	72

Points	In	Off	2nd	Fast
MAN	30	12	7	5
SFBKM	34	22	7	13

Last FG - MAN 2nd-03:34, SFBKM 2nd-00:21.  
Largest lead - MAN by 2 2nd-19:22, SFBKM by 16 2nd-02:17.  
MAN led for 01:01. SFBKM led for 36:00. Game was tied for 02:59.

Score tied - 2 times.  
Lead changed - 4 times.

## Official Basketball Box Score -- Game Totals -- Final Statistics St. Francis Brooklyn vs Bryant 01/03/19 7:00 pm at

### St. Francis Brooklyn 66 • 8-6

#	Player	Total		3-Ptr		Rebounds			PF	TP	A TO Blk Stl				Min
		FG-FTA	FG-PGA	FT-FTA	Off	Def	Tot								
05	EVANS, Yaradyah	f	4-7	1-2	2-2	1	4	5	3	11	0	2	2	1	22
33	CELEN, Deniz	f	5-5	0-0	0-0	4	3	7	5	10	2	2	1	1	16
02	HURLEY, Rosel	g	2-5	0-1	0-0	0	3	3	2	4	1	2	0	0	22
10	SANABRIA, Glenn	g	5-14	3-7	1-3	1	1	2	1	14	3	1	0	1	37
14	JORDAN, Jalen	g	4-10	3-7	3-3	0	4	4	1	14	0	0	0	0	36
01	KRTINIC, Stevan		0-1	0-1	0-0	0	0	0	1	0	0	0	0	0	5
04	HAWKINS, Chauncey		1-5	0-1	4-4	0	0	0	2	6	2	1	0	0	17
13	WILLIAMS, Keon		1-3	0-2	1-2	0	0	0	2	3	0	0	0	0	23
20	JOHNSON, Cori		0-1	0-0	2-2	1	2	3	4	2	1	2	1	0	8
41	ROHLEHR, Christian		1-3	0-0	0-0	2	0	2	3	2	0	1	1	0	14
Team						1	1	2							
Totals			23-54	7-21	13-16	10	18	28	24	66	9	11	5	3	200

FG % 1st Half: 13-26 50.0% 2nd half: 10-28 35.7% Game: 23-54 42.6%  
3FG % 1st Half: 5-14 35.7% 2nd half: 2-7 28.6% Game: 7-21 33.3%  
FT % 1st Half: 3-3 100.0 2nd half: 10-13 76.9% Game: 13-16 81.3%

Deadball  
Rebounds  
2

### Bryant 76 • 4-8

#	Player		Total		3-Ptr	Rebounds			PF	TP	A				Min
			FG-FGA	FG-FGA	FT-FTA	Off	Def	Tot			To	Bk	Stl		
54	Sabastian Townes	f	7-14	1-1	13-16	1	3	4	2	28	2	2	0	0	29
03	Byron Hawkins	g	4-10	0-3	5-5	1	2	3	3	13	1	0	0	0	33
10	Taylor McHugh	g	0-1	0-0	0-0	0	2	2	2	0	0	0	0	0	17
11	Adam Grant	g	3-6	1-3	2-2	0	0	0	2	9	1	3	0	0	38
21	Tanner Johnson	g	0-1	0-1	0-0	0	2	2	1	0	1	0	0	0	14
01	Juan Cardenas		2-2	0-0	8-9	1	7	8	2	12	2	0	2	0	27
22	Joe Kasperzyk		4-6	0-1	2-2	0	1	1	3	10	0	5	0	0	32
25	Patrick Harding		1-2	0-0	2-2	1	0	1	3	4	0	0	0	0	10
	Team					1	5	6							
Totals			21-42	2-9	32-36	5	22	27	18	76	7	10	2	0	200

FG % 1st Half: 13-25 52.0% 2nd half: 8-17 47.1% Game: 21-42 50.0%  
3FG % 1st Half: 2-6 33.3% 2nd half: 0-3 0.0% Game: 2-9 22.2%  
FT % 1st Half: 9-10 90.0% 2nd half: 23-26 88.5% Game: 32-36 88.9%

Deadball  
Rebounds  
2

Officials: Jason Mirabito,Will Henderson,Mike McCloskey  
Technical fouls: St. Francis Brooklyn-None. Bryant-None.  
Attendance: 483

2018-19 Men's Basketball. Round: 0. Bryant vs St. Francis Brooklyn. Played at

Score by periods	1st	2nd	Total
St. Francis Brooklyn	34	32	66
Bryant	37	39	76

Points	In	Off	2nd	Fast
SFBKM	24	15	10	10
BRY	34	17	9	13

Last FG - SFBKM 2nd-02:56, BRY 2nd-02:29.  
Largest lead - SFBKM by 3 2nd-18:35, BRY by 11 1st-06:33.  
SFBKM led for 02:46. BRY led for 33:17. Game was tied for 03:57.

Score tied - 9 times.  
Lead changed - 8 times.

## Official Basketball Box Score -- Game Totals -- Final Statistics St. Francis Brooklyn vs Wagner 01/05/19 4:00 PM at Staten Island, NY (Spiro Sports Center)

### St. Francis Brooklyn 66 • 9-6, 1-1 NEC

#	Player	Total		3-Ptr		Rebounds			PF	TP	A TO Blk Stl				Min
		FG-FGA	FG-FGA	FT-FTA	Off Def Tot	PF	TP								
05	EVANS, Yaradyah	f	0-3	0-1	0-0	1	3	4	3	0	1	2	0	1	18
33	CELEN, Deniz	f	4-11	1-4	0-0	5	4	9	2	9	5	1	0	1	24
02	HURLEY, Rosel	g	2-3	0-0	0-0	0	1	1	2	4	1	3	0	1	14
10	SANABRIA, Glenn	g	7-11	1-3	3-5	1	3	4	2	18	1	1	0	3	35
14	JORDAN, Jalen	g	6-10	3-5	8-9	0	4	4	3	23	2	1	0	1	34
01	KRTINIC, Stevan		0-0	0-0	1-2	1	0	1	0	1	0	0	0	0	7
04	HAWKINS, Chauncey		0-6	0-4	5-6	0	2	2	2	5	1	2	0	2	29
13	WILLIAMS, Keon		1-3	1-2	0-1	0	1	1	2	3	0	0	0	0	25
20	JOHNSON, Cori		0-3	0-1	0-0	0	0	0	1	0	0	1	0	0	7
41	ROHLEHR, Christian		1-1	0-0	1-3	0	1	1	1	3	0	2	0	0	7
Team						1	2	3							
Totals			21-51	6-20	18-26	9	21	30	18	66	11	13	0	9	200

FG % 1st Half: 9-20 45.0% 2nd half: 12-31 38.7% Game: 21-51 41.2%  
3FG % 1st Half: 4-8 50.0% 2nd half: 2-12 16.7% Game: 6-20 30.0%  
FT % 1st Half: 6-10 60.0% 2nd half: 12-16 75.0% Game: 18-26 69.2%

Deadball  
Rebounds  
1

### Wagner 59 • 6-7, 1-1 NEC

#	Player		Total		3-Ptr		Rebounds			PF	TP	A				Min
			FG-FGA	FG-FGA	FT-FTA	Off	Def	Tot	To			Bk	Stl			
00	JACKSON, Nigel	f	1-6	0-3	0-0	2	1	3	5	2	2	5	0	1	23	
04	SUMBRY, AJ	f	6-9	0-0	1-5	5	6	11	3	13	0	2	0	0	31	
11	SAUNDERS, Romone	g	9-16	1-6	8-8	1	8	9	4	27	6	2	0	1	39	
12	FREEMAN, Chase	g	0-6	0-5	1-2	1	0	1	4	1	4	3	0	0	32	
21	DAVIS, Elijah	g	4-9	1-2	0-0	1	2	3	3	9	0	4	2	1	29	
03	NORFLEET, Jonathan		0-1	0-0	0-1	0	0	0	1	0	1	0	0	0	9	
05	ANDERSON, Chance		2-2	0-0	0-0	1	2	3	2	4	0	0	0	1	7	
13	NESBY IV, Tyrone		0-0	0-0	0-0	0	0	0	0	0	0	0	0	0	2	
24	LIGNEONS, Devin		1-3	0-1	1-2	1	7	8	0	3	2	1	1	1	28	
	Team					0	2	2								
	Totals		23-52	2-17	11-18	12	28	40	22	59	16	18	3	5	200	

# BOX SCORES

## Official Basketball Box Score -- Game Totals -- Final Statistics Saint Francis (PA) vs St. Francis Brooklyn 01/12/19 4:00 PM at Brooklyn Heights, NY

### Saint Francis (PA) 68 • (6-9, 2-2 NEC)

#	Player	Total		3-Ptr		Rebounds			PF	TP	A TO Blk Stl				Min
		FG-FGA	FG-FGA	FT-FTA	Off Def Tot	PF	TP	A TO Blk Stl							
03	Jamaal King	*	6-19	3-8	2-3	0	3	3	2	17	2	3	0	3	37
04	Randall Gaskins Jr.	*	4-6	0-1	2-3	1	0	1	5	10	2	1	0	1	25
11	Isaiah Blackmon	*	0-5	0-1	2-2	1	2	3	4	2	1	1	0	1	23
13	Keith Braxton	*	5-11	1-3	5-6	2	9	11	1	16	2	4	0	0	32
33	Luidy Laporal	*	2-3	0-0	2-2	0	0	0	0	6	0	1	1	0	13
01	Ramir Dixon-Conover		0-0	0-0	0-0	0	0	0	1	0	1	0	0	1	5
05	Myles Thompson		2-2	0-0	0-1	2	2	4	1	4	1	1	0	0	12
14	Andre Wolford		2-5	0-2	4-4	1	4	5	1	8	0	2	0	0	25
30	Deividas Kuzavas		1-3	0-0	0-0	0	0	0	1	2	1	0	0	0	11
42	Mark Flagg		0-1	0-0	3-5	1	1	2	2	3	0	0	1	0	17
Team					5	1	6								
Totals			22-55	4-15	20-26	13	22	35	18	68	10	13	2	6	200

FG % 1st Half: 11-25 44.0% 2nd half: 11-30 36.7% Game: 22-55 40.0%  
3FG % 1st Half: 1-7 14.3% 2nd half: 3-8 37.5% Game: 4-15 26.7%  
FT % 1st Half: 9-10 90.0% 2nd half: 11-16 68.8% Game: 20-26 76.9%

Deadball  
Rebounds  
2

### St. Francis Brooklyn 72 • (10-7, 2-2 NEC)

#	Player	Total		3-Ptr		Rebounds			PF	TP	A TO Blk Stl				Min
		FG-FGA	FG-FGA	FT-FTA	Off Def Tot	PF	TP	A TO Blk Stl							
02	HURLEY, Rosel	*	6-11	0-0	3-6	4	4	8	3	15	0	1	0	0	32
05	EVANS, Yaradyah	*	1-5	1-4	0-0	3	4	7	4	3	3	3	0	3	25
10	SANABRIA, Glenn	*	10-19	2-7	1-2	1	2	3	3	23	1	2	1	2	32
14	JORDAN, Jalen	*	3-9	1-5	5-5	1	2	3	2	12	1	1	1	0	36
33	CELEN, Deniz	*	3-9	1-4	0-0	5	3	8	4	7	0	2	5	0	30
04	HAWKINS, Chauncey		1-4	1-1	0-0	0	4	4	2	3	3	4	0	0	16
13	WILLIAMS, Keon		2-3	1-2	2-2	0	2	2	2	7	1	1	0	1	19
20	JOHNSON, Cori		1-3	0-0	0-0	1	1	2	2	2	1	0	1	0	10
Team					2	2	4				1				
Totals			27-63	7-23	11-15	17	24	41	22	72	10	15	8	6	200

FG % 1st Half: 17-37 45.9% 2nd half: 10-26 38.5% Game: 27-63 42.9%  
3FG % 1st Half: 4-10 40.0% 2nd half: 3-13 23.1% Game: 7-23 30.4%  
FT % 1st Half: 3-4 75.0% 2nd half: 8-11 72.7% Game: 11-15 73.3%

Deadball  
Rebounds  
2

Officials: Steve Ruppenthal, Jeffrey Adams, Lionel Butler  
Technical fouls: Saint Francis (PA)-None. St. Francis Brooklyn-None.  
Attendance: 413

Score by periods	1st	2nd	Total
Saint Francis (PA)	32	36	68
St. Francis Brooklyn	41	31	72

Points	In Paint	Off T/O	2nd Chance	Fast Break	Bench
SFU	32	26	8	0	17
SFBKM	34	18	13	0	12

Last FG - SFU 2nd-03:17, SFBKM 2nd-00:03.  
Largest lead - SFU by 5 1st-15:28, SFBKM by 14 2nd-17:03.  
SFU led for 05:03. SFBKM led for 31:46. Game was tied for 03:11.

Score tied - 9 times.  
Lead changed - 14 times.

## Official Basketball Box Score -- Game Totals -- Final Statistics St. Francis Brooklyn vs LIU Brooklyn 01/21/19 3:00 pm at

### St. Francis Brooklyn 79 • 12-7

#	Player	Total		3-Ptr		Rebounds			PF	TP	A TO Blk Stl				Min
		FG-FGA	FG-FGA	FT-FTA	Off Def Tot	PF	TP	A TO Blk Stl							
05	EVANS, Yaradyah	f	2-3	2-3	0-0	0	1	1	3	6	0	1	0	0	9
33	CELEN, Deniz	f	1-3	1-3	1-1	2	3	5	3	18	0	0	0	0	17
02	HURLEY, Rosel	g	3-6	1-1	1-2	2	3	5	3	8	0	2	0	1	28
10	SANABRIA, Glenn	g	3-12	2-4	7-12	0	0	0	1	15	4	1	0	3	39
14	JORDAN, Jalen	g	6-13	4-7	4-5	2	5	7	5	20	3	2	0	1	35
01	KRTINIC, Stevan		1-4	1-4	2-2	1	4	5	0	5	1	3	0	0	25
13	WILLIAMS, Keon		0-5	0-3	0-0	0	3	3	0	0	1	1	0	1	24
20	JOHNSON, Cori		2-3	0-1	0-0	1	1	2	4	4	0	0	0	0	8
41	ROHLEHR, Christian		0-0	0-0	3-6	2	1	3	4	3	0	0	1	0	15
Team					2	3	5								
Totals			25-56	11-26	18-28	12	24	36	26	79	9	10	1	6	200

FG % 1st Half: 17-29 58.6% 2nd half: 8-27 29.6% Game: 25-56 44.6%  
3FG % 1st Half: 8-15 53.3% 2nd half: 3-11 27.3% Game: 11-26 42.3%  
FT % 1st Half: 8-14 57.1% 2nd half: 10-14 71.4% Game: 18-28 64.3%

Deadball  
Rebounds  
3

### LIU Brooklyn 70 • 9-9

#	Player	Total		3-Ptr		Rebounds			PF	TP	A TO Blk Stl				Min
		FG-FGA	FG-FGA	FT-FTA	Off Def Tot	PF	TP	A TO Blk Stl							
02	Julius van Sauers	f	2-4	0-1	4-6	3	3	6	3	8	3	1	1	0	33
24	Tyrn Flowers	f	5-13	2-9	0-0	1	6	7	2	12	2	1	2	2	36
01	Julian Batts	g	3-11	1-4	4-4	1	8	9	3	11	1	3	0	1	38
03	Jashaun Agosto	g	1-10	0-4	0-0	0	3	3	2	2	6	0	0	0	37
23	Raiquan Clark	g	8-16	0-0	13-17	8	6	14	3	29	2	3	0	1	36
05	Shyheim Hicks		0-1	0-1	0-0	1	0	1	0	0	0	0	0	0	2
11	Eral Penn		1-2	0-0	4-4	1	0	1	5	6	0	0	0	0	11
22	Ousmane Ndim		0-0	0-0	0-0	0	0	0	1	0	0	0	0	0	0+
22	Raul Frias		1-1	0-0	0-0	1	0	1	4	2	0	0	1	0	7
Team					0	0	0								
Totals			21-58	3-19	25-31	16	26	42	23	70	10	14	4	4	200

FG % 1st Half: 9-29 31.0% 2nd half: 12-29 41.4% Game: 21-58 36.2%  
3FG % 1st Half: 1-8 12.5% 2nd half: 2-11 18.2% Game: 3-19 15.8%  
FT % 1st Half: 12-15 80.0% 2nd half: 13-16 81.3% Game: 25-31 80.6%

Deadball  
Rebounds  
3

Officials: Ed Corbett Jr., Donnie Eppley, Earl Walton  
Technical fouls: St. Francis Brooklyn-None. LIU Brooklyn-Raiquan Clark.  
Attendance: 758  
2018-19 Men's Basketball. Round: 0. LIU Brooklyn vs St. Francis Brooklyn. Play

Score by periods	1st	2nd	Total
St. Francis Brooklyn	50	29	79
LIU Brooklyn	31	39	70

Points	In Paint	Off T/O	2nd Chance	Fast Break	Bench
SFBKM	24	11	13	9	12
LIU	36	7	17	8	8

Last FG - SFBKM 2nd-03:49, LIU 2nd-00:29.  
Largest lead - SFBKM by 19 1st-01:55, LIU None.  
SFBKM led for 39:00. LIU led for 00:00. Game was tied for 01:00.

Score tied - 0 times.  
Lead changed - 0 times.

## Official Basketball Box Score -- Game Totals -- Final Statistics Sacred Heart vs St. Francis Brooklyn 01/19/19 4:00 PM at Brooklyn, NY

### Sacred Heart 85 • 7-11, 3-2 NEC

#	Player	Total		3-Ptr		Rebounds			PF	TP	A TO Blk Stl				Min
		FG-FGA	FG-FGA	FT-FTA	Off Def Tot	PF	TP	A TO Blk Stl							
24	Anosike, E.J.	f	8-13	1-2	2-4	5	6	11	3	19	1	2	1	0	34
25	Spellman, Jare'l	f	1-3	0-1	1-2	1	1	2	3	3	0	0	1	0	14
02	Ozier, Koreem	g	2-12	0-3	2-2	1	4	5	5	6	0	3	0	1	30
11	Parker, Cameron	g	1-8	0-1	5-7	2	7	9	0	7	5	5	0	2	25
22	Hoehn, Sean	g	7-14	2-6	9-9	0	0	0	2	25	2	1	0	3	32
00	Clarke, Aaron		3-6	0-2	6-6	0	1	1	2	12	1	1	0	0	21
05	Pfaffenberger, Zach		0-0	0-0	0-0	1	0	1	3	0	0	1	0	0	7
12	Radz, Zach		0-0	0-0	0-0	0	0	0	0	0	0	0	0	0	11
30	LaRose, Kinnon		4-5	4-5	1-2	0	4	4	2	13	0	2	0	2	26
Team					2	1	3								
Totals			26-61	7-20	26-32	12	24	36	20	85	9	15	2	8	200

FG % 1st Half: 8-27 29.6% 2nd half: 18-34 52.9% Game: 26-61 42.6%  
3FG % 1st Half: 1-8 12.5% 2nd half: 6-12 50.0% Game: 7-20 35.0%  
FT % 1st Half: 13-18 72.2% 2nd half: 13-14 92.9% Game: 26-32 81.3%

Deadball  
Rebounds  
2

### St. Francis Brooklyn 92 • 11-7, 3-2 NEC

#	Player	Total		3-Ptr		Rebounds			PF	TP	A TO Blk Stl				Min
		FG	FGA	FG	FGA	FT	FTA	Off			Def	Tot	A	TO	
05	EVANS, Yaradyah	f	2-5	0-2	1-1	0	5	5	1	5	0	2	0	4	21
33	CELEN, Deniz	f	2-4	0-1	0-1	2	0	2	5	4	1	3	1	1	20
02	HURLEY, Rosel	g	4-6	0-1	1-2	3	4	7	4	9	1	2	0	0	21
10	SANABRIA, Glenn	g	4-8	2-4	2-4	0	3	3	4	12	1	2	0	0	18
14	JORDAN, Jalen	g	6-13	3-6	13-13	0	3	3	2	28	6	2	0	0	38
01	KRTINIC, Stevan		0-1	0-1	0-0	0	0	0	1	0	1	1	0	0	2
04	HAWKINS, Chauncey		8-17	3-5	4-5	1	3	4	3	23	3	1	0	2	33
13	WILLIAMS, Keon		2-3	1-2	0-0	2	1	3	1	5	1	1	2	0	25
20	JOHNSON, Cori		2-4	0-2	0-0	1	5	6	2	4	0	0	0	0	20
41	ROHLEHR, Christian		1-2	0-0	0-0	1	1	2	1	2	0	0	0	0	2
	Team					0	2	2							
Totals			31-63	9-24	21-26	10	27	37	24	92	14	14	3	7	200

# BOX SCORES

## Official Basketball Box Score -- Game Totals -- Final Statistics St. Francis Brooklyn vs Mount St. Mary's 1/26/19 5:00 PM at Knott Arena

### St. Francis Brooklyn 74 • 13-8, 5-3 NEC

#	Player		Total	3-Ptr		Rebounds									
			FG-FGA	FG-FGA	FT-FTA	Off	Def	Tot	PF	TP	A	TO	Blk	Stl	Min
05	EVANS, Yaradyah	f	0-4	0-1	0-0	1	3	4	4	0	0	1	0	1	13
33	CELEN, Deniz	f	7-12	1-5	0-1	4	6	10	3	15	4	0	2	1	34
02	HURLEY, Rosel	g	6-12	0-1	4-4	3	3	6	2	16	3	2	0	1	35
10	SANABRIA, Glenn	g	4-6	3-4	2-3	0	2	2	2	13	2	1	0	0	27
14	JORDAN, Jalen	g	7-14	1-5	0-1	0	4	4	1	15	2	3	0	0	36
01	KRTINIC, Stevan		5-7	1-2	4-4	1	6	7	1	15	2	1	0	0	33
13	WILLIAMS, Keon		0-4	0-2	0-0	0	1	1	2	0	1	1	0	0	17
20	JOHNSON, Cori		0-0	0-0	0-0	0	0	0	0	0	2	0	0	0	2
41	ROHLEHR, Christian		0-0	0-0	0-0	0	1	1	3	0	0	1	0	0	3
	Team					3	1	4							
Totals			29-59	6-20	10-13	12	27	39	18	74	14	13	2	3	200
FG % 1st Half: 15-30 50.0% 2nd half: 14-29 48.3% Game: 29-59 49.2% Deadball															
3FG % 1st Half: 4-10 40.0% 2nd half: 2-10 20.0% Game: 6-20 30.0% Rebounds															
FT % 1st Half: 8-9 88.9% 2nd half: 2-4 50.0% Game: 10-13 76.9% 0,1															

### Mount St. Mary's 67 • 5-16, 2-6 NEC

#	Player		Total		3-Ptr	Rebounds			PF	TP	A TO Blk Stl				Min	
			FG-FGA	FG-FGA		FT-FTA	Off	Def			Tot	A	TO	Blk		Stl
13	HABWE, Omar	f	4-7	3-6	1-2	1	2	3	1	12	0	3	0	1	31	
42	JEFFERSON, Malik	f	1-7	0-0	2-2	2	3	5	0	4	1	0	0	0	22	
00	MORSE, Vado	g	8-15	5-11	3-5	0	4	4	4	24	2	1	0	0	30	
01	GIBBS, Jalen	g	4-15	1-6	2-2	0	4	4	2	11	1	0	0	0	35	
15	CHONG QUI, Damian	g	2-6	0-4	0-0	0	2	2	3	4	5	1	0	0	35	
02	BARNES, Dee		3-4	0-1	0-1	1	0	1	2	6	0	2	0	0	20	
21	NNAMENE, Collin		1-1	0-0	2-2	1	0	1	2	4	0	2	1	0	9	
22	OPOKU, Nana		1-3	0-2	0-0	2	3	5	3	2	0	1	3	0	18	
Team						2	2	4								
Totals				24-58	9-30	10-14	9	20	29	17	67	9	10	4	1	200
FG % 1st Half: 10-26			38.5%	2nd half: 14-32			43.8%	Game: 24-58			41.4%	Deadball				
3FG % 1st Half: 2-15			13.3%	2nd half: 7-15			46.7%	Game: 9-30			30.0%	Rebounds				
FT % 1st Half: 5-6			83.3%	2nd half: 5-8			62.5%	Game: 10-14			71.4%	1,1				

Officials: Jim Bruno, Art Jackson, Tony Meeks

Technical fouls: St. Francis Brooklyn-None. Mount St. Mary's-None.

Attendance: 3011

Score by periods	1st	2nd	Total
St. Francis Brooklyn	42	32	74
Mount St. Mary's	27	40	67

Last FG - SFBKM 2nd-00:04, MOUNT 2nd-00:49.

Largest lead - SFBKM by 19 2nd-18:21, MOUNT None.

SFBKM led for 39:34, MOUNT led for 00:00. Game was tied for 00:26.

Score tied - 0 times.  
Lead changed - 0 times.

## Official Basketball Box Score -- Game Totals -- Final Statistics St. Francis Brooklyn vs Central Conn. St. 01/31/19 7:00 pm at

### St. Francis Brooklyn 72 • 13-9

#	Player		Total	3-Ptr	Rebounds										
			FG-FGA	FG-FGA	FT-FTA	Off	Def	Tot	PF	TP	A	TO	Blk	Stl	Min
05	EVANS, Yaradyah	f	4-7	0-3	2-3	3	4	7	3	10	4	1	0	2	31
33	CELEN, Deniz	f	4-8	0-1	2-2	1	5	6	2	10	2	5	0	0	25
02	HURLEY, Rosel	g	0-2	0-0	2-4	1	0	1	3	2	2	0	0	0	11
10	SANABRIA, Glenn	g	4-12	2-7	2-2	0	3	3	4	12	3	1	0	1	31
14	JORDAN, Jalen	g	7-17	2-14	2-3	0	3	3	0	23	2	0	1	0	35
01	KRTINIC, Stevan		1-1	1-1	0-0	0	3	3	3	3	1	3	0	0	20
04	HAWKINS, Chauncey		3-7	2-5	2-2	0	2	2	0	10	0	1	0	1	21
13	WILLIAMS, Keon		0-1	0-1	0-0	0	3	3	1	0	2	1	0	1	11
20	JOHNSON, Cori		1-4	0-1	0-0	0	2	2	3	2	0	1	3	0	10
41	ROHLEHR, Christian		0-1	0-0	0-0	1	0	1	2	0	0	2	1	1	5
Team						4	1	5							
Totals			24-60	12-33	12-16	10	26	36	21	72	16	15	5	6	200
FG % 1st Half: 10-31		32.3%	2nd half: 14-29		48.3%	Game: 24-60		40.0%	Deadball						
3FG % 1st Half: 6-17		35.3%	2nd half: 6-16		37.5%	Game: 12-33		36.4%	Rebounds						
FT % 1st Half: 1-1		100.0	2nd half: 11-15		73.3%	Game: 12-16		75.0%	2						

### Central Conn. St. 78 • 9-13

#	Player	Total			3-Ptr	Rebounds			PF	TP	A TO Blk Stl				Min
		FG-FGA	FG-FGA	FT-FTA		Off	Def	Tot			A	TO	Blk	Stl	
01	Tyler Kohl	f	9-20	3-7	8-9	5	7	12	1	29	5	3	0	2	39
02	Kashaun Hicks	f	1-3	0-1	2-2	1	2	3	5	4	1	3	1	1	22
15	Jamir Coleman	f	3-8	0-1	9-9	1	8	9	1	15	0	1	1	3	33
14	Deion Bute	c	5-8	0-0	2-4	2	6	8	5	12	0	1	1	0	22
03	Ian Krishnan	g	6-17	4-9	0-0	0	2	2	2	16	2	0	0	1	35
13	Tyson Batiste		0-2	0-0	0-0	1	0	1	3	0	3	1	0	2	24
23	Karrington Wallace		1-3	0-0	0-0	1	1	2	0	2	0	1	1	1	18
24	Michael Underwood		0-2	0-2	0-0	0	1	1	0	0	2	0	0	0	7
Team						3	1	4							
Totals			25-63	7-20	21-24	14	28	42	17	78	11	13	4	10	200
FG % 1st Half: 11-33		33.3%	2nd half: 14-30		46.7%	Game: 25-63		39.7%							Deadball
3FG % 1st Half: 3-11		27.3%	2nd half: 4-9		44.4%	Game: 7-20		35.0%							Rebounds
FT % 1st Half: 11-14		78.6%	2nd half: 10-10		100.0	Game: 21-24		87.5%							

Officials: Greg Evans,Dwayne Gladden,Nathan Farrell

Technical fouls: St. Francis Brooklyn-None. Central Conn. St.-None.

Attendance: 894

2018-19 Men's Basketball. Round: 0. Central Conn. St. vs St. Francis Brooklyn.

Score by periods	1st	2nd	Total
St. Francis Brooklyn	27	45	72
Central Conn. St.	36	42	78

Last FG - SFBKM 2nd-00:14, CCSU 2nd-01:43.

Largest lead - SFBKM by 4 1st-11:56, CCSU by 13 2nd-18:08.

SFBKM led for 04:41, CCSU led for 33:45. Game was tied for 01:34.

Score tied - 3 times.  
Lead changed - 4 times.

## Official Basketball Box Score -- Game Totals -- Final Statistics St. Francis Brooklyn vs Sacred Heart 02/02/19 3:30 pm at

### St. Francis Brooklyn 62 • 13-10

#	Player	Total			Rebounds			PF	TP	A TO Blk Stl				Min	
		FG-FGA	3G-FGA	FT-FTA	Off	Def	Tot			A	TO	Blk	Stl		
05	EVANS, Yaradyah	f	1-6	0-1	1-2	3	12	15	1	3	0	0	2	1	32
33	CELEN, Deniz	f	7-16	2-5	0-1	2	6	8	3	16	3	2	3	0	33
02	HURLEY, Rosel	g	1-3	0-1	3-3	1	1	2	2	5	1	4	0	0	14
10	SANABRIA, Glenn	g	5-14	1-5	1-3	0	1	1	3	12	3	4	1	1	34
14	JORDAN, Jalen	g	2-10	0-5	0-0	0	4	4	2	4	4	1	0	1	33
01	KRTINIC, Stevan		0-0	0-0	0-0	0	1	1	3	0	0	0	0	0	5
04	HAWKINS, Chauncey		6-9	3-5	3-4	0	1	1	2	18	0	1	1	1	26
13	WILLIAMS, Keon		1-3	0-0	0-0	1	3	4	2	2	1	0	1	0	16
20	JOHNSON, Cori		0-1	0-0	2-2	1	0	1	3	2	0	0	0	0	7
Team						0	3	3							
Totals			23-62	6-22	10-15	8	32	40	21	62	12	13	8	4	200
FG % 1st Half: 11-30 36.7% 2nd half: 12-32 37.5% Game: 23-62 37.1% Deadball															
3FG % 1st Half: 4-12 33.3% 2nd half: 2-10 20.0% Game: 6-22 27.3% Rebounds															
FT % 1st Half: 6-6 100.0 2nd half: 4-9 44.4% Game: 10-15 66.7% 1															

### Sacred Heart 71 • 10-13



# BOX SCORES

## Official Basketball Box Score -- Game Totals -- Final Statistics Fairleigh Dickinson vs St. Francis Brooklyn 02/09/19 4:00 pm at

### Fairleigh Dickinson 84 • 12-12

#	Player	Total		3-Ptr		Rebounds			PF	TP	A TO Blk Stl				Min
		FG-FGA	FG-FGA	FT-FTA	Off Def Tot										
12	Kaleb Bishop	f	2-3	0-0	0-0	2	5	7	4	4	2	2	0	0	19
34	Mike Holloway Jr.	f	5-7	0-0	4-8	1	5	6	5	14	1	2	1	1	26
01	Darnell Edge	g	9-16	3-4	4-4	1	6	7	1	25	2	2	0	0	39
03	Jahlil Jenkins	g	7-12	1-2	4-4	0	3	3	1	19	6	2	0	2	37
05	Xzavier Malone-Key	g	1-7	0-4	1-1	0	2	2	1	3	2	1	0	0	19
02	Bassel Saliba Jr.		0-0	0-0	0-0	0	0	0	0	0	0	0	0	0	1
10	Brandon Powell		0-2	0-0	2-2	0	3	3	4	2	4	1	0	1	21
11	Tyler Jones		1-1	1-1	0-0	0	0	0	0	3	0	1	0	0	6
15	Oscar Okeke		0-0	0-0	0-0	0	0	0	2	0	1	0	1	1	4
23	Elyjah Williams		6-8	0-1	2-4	4	6	10	1	14	0	0	0	0	27
33	Pat McNamara		0-0	0-0	0-0	0	0	0	0	0	0	0	0	0	1
Team						0	1	1			1				
Totals			31-56	5-12	17-23	8	31	39	19	84	17	14	1	5	200

FG % 1st Half: 13-30 43.3% 2nd half: 18-26 69.2% Game: 31-56 55.4%  
3FG % 1st Half: 1-7 14.3% 2nd half: 4-5 80.0% Game: 5-12 41.7%  
FT % 1st Half: 3-4 75.0% 2nd half: 14-19 73.7% Game: 17-23 73.9%

Deadball  
Rebounds  
4

### St. Francis Brooklyn 73 • 14-11

#	Player	Total		3-Ptr		Rebounds			PF	TP	A TO Blk Stl				Min
		FG-FGA	FG-FGA	FT-FTA	Off Def Tot										
05	EVANS, Yaradyah	f	1-2	0-1	0-0	1	0	1	0	2	0	0	0	0	6
33	CELEN, Deniz	f	2-7	1-2	0-0	0	3	3	4	5	2	0	0	1	22
02	HURLEY, Rosel	g	5-9	0-0	2-3	5	1	6	2	12	3	0	0	1	25
10	SANABRIA, Glenn	g	5-15	1-7	2-3	3	2	5	2	13	2	2	1	1	29
14	JORDAN, Jalen	g	3-11	2-7	0-0	1	5	6	1	8	1	2	1	1	35
01	KRTINIC, Stevan		2-4	2-4	0-0	0	0	0	2	6	0	3	0	0	20
04	HAWKINS, Chauncey		3-8	0-2	8-9	0	2	2	3	14	2	2	1	1	29
13	WILLIAMS, Keon		3-6	3-6	0-0	0	3	3	3	9	2	0	0	0	18
20	JOHNSON, Cori		2-2	0-0	0-0	0	2	2	2	4	0	1	0	0	8
41	ROHLEHR, Christian		0-0	0-0	0-0	0	0	0	0	0	0	0	1	1	8
Team						0	1	1			1				
Totals			26-64	9-29	12-15	10	19	29	19	73	12	11	4	6	200

FG % 1st Half: 15-32 46.9% 2nd half: 11-32 34.4% Game: 26-64 40.6%  
3FG % 1st Half: 8-17 47.1% 2nd half: 1-12 8.3% Game: 9-29 31.0%  
FT % 1st Half: 3-4 75.0% 2nd half: 9-11 81.8% Game: 12-15 80.0%

Deadball  
Rebounds  
0

Officials: Patrick Rock, Joseph Palacz, Justin Simon

Technical fouls: Fairleigh Dickinson-None. St. Francis Brooklyn-None.

Attendance: 707

2018-19 Men's Basketball. Round: 0. Fairleigh Dickinson vs St. Francis Brooklyn

Score by periods	1st	2nd	Total
Fairleigh Dickinson	30	54	84
St. Francis Brooklyn	41	32	73

	In	Off	2nd	Fast
Points	Paint	T/O	Chance	Break
FDU	46	11	8	19
SFBKM	30	18	16	8

Score tied - 4 times.  
Lead changed - 6 times.

Last FG - FDU 2nd-03:31, SFBKM 2nd-00:21.  
Largest lead - FDU by 15 2nd-04:27, SFBKM by 11 1st-00:31.  
FDU led for 13:56. SFBKM led for 22:48. Game was tied for 03:16.

## Official Basketball Box Score -- Game Totals -- Final Statistics LIU Brooklyn vs St. Francis Brooklyn 02/14/19 7:00 pm at

### LIU Brooklyn 76 • 11-14

#	Player	Total		3-Ptr		Rebounds			PF	TP	A TO Blk Stl				Min
		FG-FGA	FG-FGA	FT-FTA	Off Def Tot										
02	Julius van Sauters	f	1-4	1-1	0-0	1	3	4	2	3	1	2	0	0	22
24	Tyrn Flowers	f	9-15	4-5	0-0	3	5	8	2	22	0	0	1	2	38
01	Julian Batts	g	5-13	2-7	6-6	1	4	5	2	18	5	2	0	0	31
03	Jashaun Agost	g	3-13	0-6	2-2	0	1	1	2	8	3	4	0	3	34
23	Raiquan Clark	g	5-12	0-2	1-2	2	7	9	3	11	4	4	2	1	32
11	Eral Penn		3-6	0-1	2-3	2	1	3	3	8	1	1	4	1	28
22	Raul Frias		2-4	2-3	0-0	0	3	3	2	6	0	0	0	0	15
Team						4	0	4							
Totals			28-67	9-25	11-13	13	24	37	16	76	14	13	7	7	200

FG % 1st Half: 12-28 42.9% 2nd half: 16-39 41.0% Game: 28-67 41.8%  
3FG % 1st Half: 6-15 40.0% 2nd half: 3-10 30.0% Game: 9-25 36.0%  
FT % 1st Half: 3-4 75.0% 2nd half: 8-9 88.9% Game: 11-13 84.6%

Deadball  
Rebounds  
0

### St. Francis Brooklyn 83 • 15-11

#	Player	Total		3-Ptr		Rebounds			PF	TP	A TO Blk Stl				Min
		FG-FGA	FG-FGA	FT-FTA	Off Def Tot										
05	EVANS, Yaradyah	f	1-4	0-2	0-0	1	2	3	0	2	1	3	2	1	19
13	WILLIAMS, Keon	f	3-4	1-1	0-0	0	2	2	1	7	0	0	0	1	24
33	CELEN, Deniz	f	4-7	0-1	0-0	0	7	7	4	8	2	1	3	0	26
10	SANABRIA, Glenn	g	6-13	5-8	0-0	2	3	5	0	17	3	5	0	3	34
14	JORDAN, Jalen	g	6-10	3-4	1-2	1	3	4	2	16	0	0	0	0	27
01	KRTINIC, Stevan		0-2	0-1	0-0	0	3	3	1	0	2	0	0	0	14
02	HURLEY, Rosel		4-10	2-4	3-5	1	4	5	1	13	2	1	0	0	24
04	HAWKINS, Chauncey		4-7	1-1	7-7	0	1	1	1	16	2	0	0	1	18
20	JOHNSON, Cori		1-4	0-1	2-2	0	2	2	1	4	1	0	1	0	9
41	ROHLEHR, Christian		0-2	0-0	0-0	0	0	0	0	0	0	1	1	0	5
Team						6	1	7			2				
Totals			29-63	12-23	13-16	11	28	39	11	83	13	13	7	6	200

FG % 1st Half: 15-33 45.5% 2nd half: 14-30 46.7% Game: 29-63 46.0%  
3FG % 1st Half: 7-12 58.3% 2nd half: 5-11 45.5% Game: 12-23 52.2%  
FT % 1st Half: 0-0 0.0% 2nd half: 13-16 81.3% Game: 13-16 81.3%

Deadball  
Rebounds  
2

Officials: Mike Palau, Sean Campbell, Phil Sallustio

Technical fouls: LIU Brooklyn-None. St. Francis Brooklyn-None.

Attendance: 672

2018-19 Men's Basketball. Round: 0. LIU Brooklyn vs St. Francis Brooklyn. Play

Score by periods	1st	2nd	Total
LIU Brooklyn	33	43	76
St. Francis Brooklyn	37	46	83

	In	Off	2nd	Fast
Points	Paint	T/O	Chance	Break
LIU	26	14	22	10
SFBKM	26	11	13	12

Last FG - LIU 2nd-00:08, SFBKM 2nd-00:54.  
Largest lead - LIU by 6 1st-11:50, SFBKM by 11 2nd-11:21.  
LIU led for 13:29. SFBKM led for 21:07. Game was tied for 05:24.

Score tied - 6 times.  
Lead changed - 1 time.

## Official Basketball Box Score -- Game Totals -- Final Statistics Central Conn. St. vs St. Francis Brooklyn 02/16/19 4:00 pm at

### Central Conn. St. 79 • 11-16

#	Player	Total		3-Ptr		Rebounds			PF	TP	A TO Blk Stl				Min
		FG-FGA	FG-FGA	FT-FTA	Off Def Tot										
01	Tyler Kohl	f	7-20	3-6	9-9	3	7	10	2	26	3	6	0	0	39
02	Kashaun Hicks	f	0-1	0-0	0-0	0	0	1	1	0	0	1	0	0	15
15	Jamir Coleman	f	4-9	0-1	9-9	1	3	4	0	17	2	0	0	0	30
14	Deion Bute	c	4-8	0-0	1-1	5	6	11	3	9	0	3	3	0	25
03	Ian Krishnan	g	4-10	3-6	0-0	0	2	2	4	11	0	1	0	0	36
21	Tyson Batiste	g	0-1	0-0	0-0	0	2	2	5	0	4	0	0	1	22
21	Joe Hugley		5-10	1-4	5-6	0	6	6	1	16	1	5	1	0	22
23	Karrington Wallace		0-0	0-0	0-0	0	0	0	0	0	0	0	0	0	7
24	Michael Underwood		0-1	0-1	0-0	0	0	0	2	0	0	0	0	0	13
Team						1	0	1							
Totals			24-60	7-18	24-25	10	27	37	18	79	10	16	4	1	200

FG % 1st Half: 9-28 32.1% 2nd half: 15-32 46.9% Game: 24-60 40.0%  
3FG % 1st Half: 2-7 28.6% 2nd half: 5-11 45.5% Game: 7-18 38.9%  
FT % 1st Half: 7-8 87.5% 2nd half: 17-17 100.0% Game: 24-25 96.0%

Deadball  
Rebounds  
3,1

### St. Francis Brooklyn 90 • 16-11

#	Player	Total	3-Ptr	Rebounds											
		FG-FGA	FG-FGA	FT-FTA	Off	Def	Tot	PF	TP	A	To	Blk	Stl	Min	
05	EVANS, Yaradyah	f	2-2	0-0	0-0	0	3	3	4	4	0	0	1	15	
13	WILLIAMS, Keon	f	0-1	0-1	0-2	0	1	1	2	0	0	0	0	14	
33	CELEN, Deniz	f	4-7	2-3	2-2	0	7	7	4	12	3	1	0	24	
10	SANABRIA, Glenn	g	9-13	3-5	4-6	1	2	3	2	25	3	2	1	3	29
14	JORDAN, Jalen	g	4-8	1-3	4-4	0	1	1	2	13	2	2	0	1	25
01	KRTINIC, Stevan		2-3	2-2	0-0	0	1	1	0	6	2	1	0	0	21
02	HURLEY, Rosel		9-12	1-2	1-2	1	3	4	4	20	1	2	0	1	31
04	HAWKINS, Chauncey		1-8	0-2	7-8	0	0	0	0	9	1	0	0	0	26
20	JOHNSON, Cori		0-2	0-2	1-2	0	2	2	1	1	1	0	2	0	10
41	ROHLEHR, Christian		0-2	0-0	0-0	0	0	0	2	0	0	0	1	0	5
	Team				1	4	5								
Totals			31-58	9-20	19-26	3	24	27	21	90	13	8	5	8	200

# BOX SCORES

## Official Basketball Box Score -- Game Totals -- Final Statistics St. Francis Brooklyn vs Robert Morris 02/23/19 5:00 pm at

### St. Francis Brooklyn 62 • 16-13

#	Player		Total		3-Ptr	Rebounds			PF	TP	A	TO	Bk	Stl	Min
			FG-FGA	FT-FTA	FT	Off	Def	Tot							
05	EVANS, Yaradyah	f	2-3	0-0	0-1	1	1	2	2	4	1	3	1	0	16
33	CELEN, Deniz	f	1-3	0-1	1-2	1	4	5	3	3	0	3	2	0	22
02	HURLEY, Rosel	g	3-6	0-0	3-3	1	4	5	3	9	0	2	0	0	20
10	SANABRIA, Glenn	g	4-11	2-5	0-0	0	5	5	3	10	1	1	0	4	31
14	JORDAN, Jalen	g	6-13	4-8	2-2	1	4	5	2	18	3	2	0	1	34
04	KRTINIC, Stevan		0-1	0-1	0-0	2	0	2	2	0	2	1	0	1	11
01	HAWKINS, Chauncey		3-11	1-5	2-4	2	1	3	3	9	2	1	0	2	28
13	WILLIAMS, Keon		3-7	1-4	0-0	1	0	1	1	7	1	0	0	0	27
20	JOHNSON, Cori		1-1	0-0	0-0	1	0	1	0	2	0	1	2	0	11
	Team					0	1	1							
Totals			23-56	8-24	8-12	10	20	30	19	62	10	14	5	8	200

FG % 1st Half: 15-30 50.0% 2nd half: 8-26 30.8% Game: 23-56 41.1% Deadball Rebounds 1  
3FG % 1st Half: 4-9 44.4% 2nd half: 4-15 26.7% Game: 8-24 33.3%  
FT % 1st Half: 3-5 60.0% 2nd half: 5-7 71.4% Game: 8-12 66.7%

### Robert Morris 67 • 15-14

#	Player		Total		3-Ptr	Rebounds			PF	TP	A	TO	Bk	Stl	Min
			FG-FGA	FG-FTA		FT-FTA	Off	Def							
05	Malik Petteway	f	2-6	0-0	1-2	2	1	3	2	5	0	1	0	1	16
20	Charles Bain	f	3-6	1-3	0-0	2	3	5	1	7	0	1	0	0	24
00	Josh Williams	g	7-13	5-9	3-4	0	0	3	22	0	3	1	2	30	
01	Jon Williams	g	1-4	1-1	2-2	1	2	3	0	5	6	2	0	1	31
23	Matty McConnell	g	4-5	0-1	4-4	0	6	6	4	12	3	5	0	0	22
03	Dante Treacy	g	1-5	0-3	0-0	1	1	2	2	2	2	1	1	0	15
10	Koby Thomas	g	2-5	0-0	1-2	0	2	2	0	5	0	0	0	1	20
12	Sayveon McEwen	g	0-0	0-0	0-0	0	0	0	2	0	0	1	0	0	5
15	Yannis Mendy	g	1-2	0-0	0-0	2	4	6	0	2	0	1	0	0	14
22	Cameron Wilbon	g	2-4	0-1	3-5	1	4	5	1	7	0	2	2	0	17
24	Chris Coalmon	g	0-0	0-0	0-0	0	2	2	1	0	1	0	0	0	6
Team						1	1	2			1				
Totals			23-50	7-18	14-19	10	26	36	16	67	12	18	4	5	200

FG % 1st Half: 11-25 44.0% 2nd half: 12-25 48.0% Game: 23-50 46.0% Deadball Rebounds 2  
3FG % 1st Half: 3-10 30.0% 2nd half: 4-8 50.0% Game: 7-18 38.9%  
FT % 1st Half: 4-5 80.0% 2nd half: 10-14 71.4% Game: 14-19 73.7%

Officials: Jeff Fox,Chet Walker,Andrew Maira

Technical fouls: St. Francis Brooklyn-None. Robert Morris-None.

Attendance: 1016

2018-19 Men's Basketball. Round: 0. Robert Morris vs St. Francis Brooklyn. Pla

Score by periods	1st	2nd	Total
St. Francis Brooklyn	37	25	62
Robert Morris	29	38	67

Last FG - SFBKM 2nd-00:01, RMU 2nd-00:47.

Largest lead - SFBKM by 11 1st-04:35, RMU by 7 2nd-00:08.

SFBKM led for 24:39. RMU led for 12:20. Game was tied for 03:01.

Score tied - 3 times.  
Lead changed - 10 times.

## Official Basketball Box Score -- Game Totals -- Final Statistics Bryant vs St. Francis Brooklyn 02/28/19 7:00 pm at

### Bryant 66 • 10-18

#	Player	Total		3-Ptr	Rebounds			PF	TP	A	TO	Bk	Stl	Min	
		FG-FGA	FG-FTA		FT-FTA	Off	Def								Tot
01	Juan Cardenas	f	3-9	1-3	4-4	1	2	3	4	11	0	1	4	1	31
54	Sebastian Townes	f	3-10	0-3	2-2	0	4	4	4	8	0	2	0	0	22
03	Byron Hawkins	g	2-4	1-2	0-1	1	4	5	2	5	2	2	0	0	33
11	Adam Grant	g	13-18	4-7	1-2	0	4	4	2	31	1	2	0	2	36
22	Joe Kasperzyk	g	3-9	0-1	2-2	0	1	1	4	8	2	5	0	2	28
05	Nino Hernandez		0-0	0-0	0-1	1	1	2	1	0	0	2	0	0	4
10	Taylor McHugh		1-2	1-1	0-0	0	1	1	3	0	0	0	0	0	21
13	Monty Urmilevicius		0-0	0-0	0-0	0	0	0	0	0	0	0	0	0	2
25	Patrick Harding		0-3	0-0	0-0	1	4	5	1	0	3	3	1	0	23
Team						0	5	5							
Totals			25-55	7-17	9-12	4	26	30	18	66	8	17	5	5	200

FG % 1st Half: 10-26 38.5% 2nd half: 15-29 51.7% Game: 25-55 45.5% Deadball Rebounds 0  
3FG % 1st Half: 3-8 37.5% 2nd half: 4-9 44.4% Game: 7-17 41.2%  
FT % 1st Half: 4-6 66.7% 2nd half: 5-6 83.3% Game: 9-12 75.0%

### St. Francis Brooklyn 74 • 17-13

#	Player		Total			Rebounds			PF	TP	A	TO	Bk	Stl	Min
			FG-FGA	3-Ptr	FT-FTA	Off	Def	Tot							
05	EVANS, Yaradyah	f	1-2	0-0	0-0	2	2	4	3	2	2	2	0	1	7
33	CELEN, Deniz	f	5-10	1-3	0-2	2	4	6	3	11	5	1	1	1	25
02	HURLEY, Rosel	g	2-4	0-1	0-0	1	1	2	4	4	0	2	0	2	9
10	SANABRIA, Glenn	g	6-12	2-4	0-1	0	4	4	1	14	3	3	1	0	36
14	JORDAN, Jalen	g	6-8	0-2	2-2	0	4	4	0	14	0	2	0	0	31
04	KRTINIC, Stevan		2-4	0-2	0-0	0	1	1	0	4	1	1	0	1	23
04	HAWKINS, Chauncey		3-6	0-0	3-4	0	1	1	0	9	4	2	0	3	30
13	WILLIAMS, Keon		3-7	3-6	2-2	1	6	7	2	11	0	0	0	0	21
20	JOHNSON, Cori		1-5	0-1	0-0	0	2	2	1	2	1	1	0	0	12
41	ROHLEHR, Christian		1-5	0-0	1-2	4	3	7	1	3	0	1	0	0	6
	Team					0	1	1							
Totals			30-63	6-19	8-13	10	29	39	15	74	16	15	3	8	200
FG % 1st Half: 12-34 35.3% 2nd half: 18-29 62.1% Game: 30-63 47.6% Deadball															

FG % 1st Half: 12-34 35.3% 2nd half: 18-29 62.1% Game: 30-63 47.6% Deadball Rebounds 2  
3FG % 1st Half: 3-10 30.0% 2nd half: 3-9 33.3% Game: 6-19 31.6%  
FT % 1st Half: 1-3 33.3% 2nd half: 7-10 70.0% Game: 8-13 61.5%

Officials: Michael Nardone,Mike Palau,Paul Faia

Technical fouls: Bryant-None. St. Francis Brooklyn-None.

Attendance: 428

2018-19 Men's Basketball. Round: 0. Bryant vs St. Francis Brooklyn. Played at

Score by periods	1st	2nd	Total
Bryant	27	39	66
St. Francis Brooklyn	28	46	74

Points	In	Off	2nd	Fast
BRY	30	8	5	2
SFBKM	34	17	13	9

Last FG - BRY 2nd-00:04, SFBKM 2nd-00:44.

Largest lead - BRY by 6 1st-07:24, SFBKM by 10 2nd-08:32.

BRY led for 08:56. SFBKM led for 29:27. Game was tied for 01:37.

Score tied - 1 time.  
Lead changed - 8 times.

## Official Basketball Box Score -- Game Totals -- Final Statistics Mt. St. Mary's vs St. Francis Brooklyn 03/02/19 4:00 pm at

### Mt. St. Mary's 73 • 9-22

#	Player		Total			Rebounds			PF	TP	A	TO	Bk	Stl	Min
			FG-FGA	3-Ptr	FT-FTA	Off	Def	Tot							
22	Nana Opoku	f	5-7	2-2	3-5	1	3	4	3	15	1	3	1	0	35
42	Malik Jefferson	f	8-11	0-0	4-6	4	3	7	1	20	0	1	2	1	34
00	Vado Morse	g	5-14	4-9	9-11	1	4	5	3	23	2	4	0	1	34
01	Jalen Gibbs	g	3-3	2-2	0-0	0	2	2	5	8	0	1	0	0	21
15	Damian Chong Qui	g	2-7	1-2	0-0	1	4	5	1	5	8	1	0	0	38
02	Dee Barnes		1-5	0-2	0-0	0	3	3	2	2	1	1	0	1	19
13	Omar Habwe		0-3	0-2	0-0	0	4	4	0	0	0	0	0	0	15
21	Collin Nnamene		0-0	0-0	0-0	0	0	0	1	0	0	0	0	0	4
Team						0	2	2			1				
Totals			24-50	9-19	16-22	7	25	32	16	73	12	12	3	3	200

FG % 1st Half: 10-23 43.5% 2nd half: 14-27 51.9% Game: 24-50 48.0% Deadball Rebounds 3,1  
3FG % 1st Half: 1-6 16.7% 2nd half: 8-13 61.5% Game: 9-19 47.4%  
FT % 1st Half: 2-5 40.0% 2nd half: 14-17 82.4% Game: 16-22 72.7%

### St. Francis Brooklyn 71 • 17-14

St. Francis Brooklyn 71-67															
#	Player	F	Total		3-Ptr	Rebounds			PF	TP	A	TO	Bk	Stl	Min
			FG-FGA	FT-FTA		Off	Def	Tot							
13	WILLIAMS, Keon	f	3-7	2-6	0-0	1	3	4	0	1	0	0	0	0	26
33	CELEN, Deniz	f	6-8	0-2	0-0	2	3	5	3	12	3	0	1	1	33
02	HURLEY, Rosel	g	7-14	1-3	1-3	3	2	5	2	16	3	0	0	0	28
10	SANABRIA, Glenn	g	2-13	1-9	1-3	2	3	5	3	6	4	1	0	3	33
14	JORDAN, Jalen	g	3-9	3-7	2-3	1	1	2	1	11	0	2	0	0	32
04	KRTINIC, Stevan		1-4	0-1	0-0	0	1	1	2	2	0	2	0	0	12
04	HAWKINS, Chauncey		5-9	1-2	2-4	3	3	6	2	13	3	1	0	2	24
05	EVANS, Yaradyah		1-1	1-1	0-0	1	0	1	2	3	0	0	0	0	5
20	JOHNSON, Cori		0-2	0-1	0-0	0	1	1	1	0	0	1	0	0	3
41	ROHLEHR, Christian		0-0	0-0	0-0	0	0	0	3	0	0	0	1	0	4
Team						2	4	6							
Totals			28-67	9-32	6-13	15	21	36	19	71	14	7	2	6	200

# LAST TIME OUT

**HAMPTON, VA** – The St. Francis Brooklyn men's basketball team (17-16, 9-9 NEC) put forth a valiant effort but fell to Hampton (16-16, 9-7 Big South), 81-72, in the first round of the 2019 CollegeInsider.com Postseason Tournament (CIT) on Thursday, Marc 21. The first round meeting with Hampton was tabbed as the fourth annual Coach John McLendon Classic.

The contest marked the Terriers' first-ever CIT appearance and second national postseason appearance under head coach Glenn Braica. Braica guided St. Francis Brooklyn to an automatic berth in the 2015 National Invitation Tournament (NIT).

Despite the defeat, the Terriers received standout performances from a pair of guards. Freshman Stevan Krtnic and junior Rosel Hurley paced St. Francis Brooklyn's offensive attack and provided a jolt for the Terriers as they made a comeback down the stretch.

Krtnic poured in a career-high 19 points, while Hurley registered 18 points which were just two shy of his career-high. The guards combined to shoot 15-of-21 from the floor and converted seven of the Terriers' 11 made three-pointers.

Hampton took the lead at the 18:11 mark in the first half and held on for the duration of the contest. The Terriers and Pirates traded buckets throughout the first half as Hampton went into the halftime break leading, 39-32. Krtnic led the Terriers with nine points in the opening frame and Hurley tallied eight points on a near perfect 4-of-5 shooting.

As a team, the Pirates shot a collective 46.4 percent from the floor and 77.8 percent (7-of-9) from behind the arc in the first half. Hampton received double-digit first half performances from Trevond Barnes and Lysander Bracey. Barnes scored 12 points and Bracey chipped in for 11.

The Pirates extended their lead to 15 points with 11:46 to play in the game. After being down by as many as 15 points, the Terriers did what they do best, fight back. St. Francis Brooklyn went on a 7-0 run to cut the lead to 59-51 with 8:59 to play.

After the Terriers' run, the Pirates went on a run of their own as they went up by a game-high 16 points with 3:31 remaining. The Terriers had one more comeback effort in them as they went on a 13-1 run that brought them within four points of the Pirates, 76-72, with 1:20 to go in the contest.

Strong defensive play and seven points from Krtnic fueled the Terriers comeback effort. The freshman guard converted back-to-back layups to bring St. Francis Brooklyn within four points. The Pirates were able to respond as they closed the game on a 5-0 run over the final 1:13 of regulation. Barnes finished the game with 22 points on 6-of-8 shooting and earned the Coach John McLendon Classic MVP.

## HOW IT HAPPENED:

### St. Francis Brooklyn – 72 | Hampton – 81

- Krtnic led the Terriers with a career-high 19 points on 7-of-9 shooting from the field. The freshman also set career-highs in field goals, made threes with five, and tied a career-best with four assists. It was the third time in 2018-19 that the guard scored in double figures and the first since January 26, against Mount St. Mary's.

- Hurley finished just two points shy of his career-high. The guard poured in 18 points on 8-of-12 shooting from the floor. Hurley knocked down two three-pointers to tie a career-high. He pulled down two rebounds and recorded two assists in 24 minutes of play.

- Junior forward Deniz Celen scored 11 points and pulled down five rebounds in 24 minutes. It was the 13th time that the junior scored in double-digits.

- Graduate guard Glenn Sanabria and senior guard Keon Williams wrapped up their collegiate careers in the CIT first round game. Sanabria scored five points and dished out five assists, while Williams scored three points and grabbed four rebounds. Sanabria finished his career with 1,347 points and ranks 12th on the Terriers' all-time scoring list.

- As a team, the Terriers shot 42.9 percent from the field and 37.9 percent from three-point range. They knocked down 11 threes which marked the eighth in 2018-19 that they made 10 or more threes in a game.

## Official Basketball Box Score -- Game Totals -- Final Statistics St. Francis (NY) vs Hampton 03/21/19 7 pm at Hampton, Va. - HU Convocation Center

### St. Francis (NY) 72 • 17-16

#	Player	Total		3-Ptr		Rebounds		PF	TP	A	TO	Blk	Stl	Min
		FG-FGA	FG-FGA	FT-FTA	FT-FTA	Off	Def							
02	HURLEY, Rosel	* 8-12	2-5	0-0	0-0	2	2	2	18	2	1	0	0	24
05	EVANS, Yaradyah	* 1-5	0-2	0-0	3-3	6	1	2	0	0	0	1	0	15
10	SANABRIA, Glenn	* 2-11	1-5	0-0	1-0	1	2	5	5	2	1	1	28	
14	JORDAN, Jaliz	* 2-5	1-2	2-2	0-2	2	1	7	4	1	0	1	30	
33	CELEN, Deniz	* 4-7	0-2	3-4	1-1	2	5	11	0	0	1	0	24	
01	KRTINIC, Stevan	* 7-9	5-6	0-0	0-2	2	4	19	4	1	1	1	32	
04	HAWKINS, Chauncey	1-9	1-5	0-0	0-2	2	5	3	2	3	0	1	19	
13	WILLIAMS, Keon	1-1	1-1	0-0	2-2	4	0	3	1	0	0	0	15	
41	ROHLEHR, Christian	1-3	0-0	2-4	1-3	4	2	4	0	0	3	1	11	
45	WILLIAMS, Jordan	0-1	0-1	0-0	0-1	1	0	0	0	1	0	0	2	
Team					0-2	2				1				
Totals		27-63	11-29	7-10	8-20	28	22	72	18	10	7	5	200	

FG % 1st Half: 13-30 43.3% 2nd half: 14-33 42.4% Game: 27-63 42.9% Deadball Rebounds 1  
3FG % 1st Half: 4-14 28.6% 2nd half: 7-15 46.7% Game: 11-29 37.9%  
FT % 1st Half: 2-4 50.0% 2nd half: 5-6 83.3% Game: 7-10 70.0%

### Hampton 81 • 16-16

#	Player	Total		3-Ptr		Rebounds		PF	TP	A	TO	Blk	Stl	Min
		FG-FGA	FG-FGA	FT-FTA	FT-FTA	Off	Def							
02	MARROW, Jermaine	* 4-11	0-2	4-8	1-3	4	5	12	3	3	0	1	28	
04	HECKSTALL, Greg	* 3-11	1-2	5-5	0-9	9	1	12	3	5	0	0	35	
22	BARNES, Trevond	* 6-8	2-2	8-9	3-1	4	3	22	2	3	1	0	30	
23	FISHER, Kalin	* 4-7	1-3	0-0	1-1	2	3	9	6	3	0	2	32	
25	MITCHELL, Akim	* 2-4	1-2	0-0	0-11	11	2	5	1	0	0	0	33	
00	SMOOT, Ricquall	0-0	0-0	0-0	0-1	1	0	0	0	0	0	0	1	
01	BRACEY, Lysander	4-8	4-5	5-6	2-2	4	0	17	2	0	0	0	30	
14	STANLEY, Ben	2-4	0-0	0-1	1-1	2	0	4	0	0	2	0	9	
21	OAKLEY, Devon	0-0	0-0	0-0	0-0	0	1	0	0	0	0	0	2	
Team					3-1	4								
Totals		25-53	9-16	22-29	11-30	41	15	81	17	14	3	3	200	

FG % 1st Half: 13-28 46.4% 2nd half: 12-25 48.0% Game: 25-53 47.2% Deadball Rebounds 4  
3FG % 1st Half: 7-9 77.8% 2nd half: 2-7 28.6% Game: 9-16 56.3%  
FT % 1st Half: 6-7 85.7% 2nd half: 16-22 72.7% Game: 22-29 75.9%

Officials: Andy O'Brien, King Whetstone, Matt Dorn  
Technical fouls: St. Francis (NY)-None. Hampton-None.  
Attendance: 3124  
2019 CIT Tournament - First Round

Score by periods	1st	2nd	Total
St. Francis (NY)	32	40	72
Hampton	39	42	81

Points	In	Off	2nd	Fast	Bench
SFBKM	26	19	6	12	29
HAM-MB	28	8	16	8	21

Last FG - SFBKM 2nd-01:20, HAM-MBB 2nd-00:33.  
Largest lead - SFBKM by 4 1st-17:02, HAM-MBB by 16 2nd-03:31.  
SFBKM led for 01:58. HAM-MBB led for 37:03. Game was tied for 00:59.

Score tied - 1 time.  
Lead changed - 2 times.



# 2019-20 SCHEDULE



Days	Date	Opponent	Location	Time
Tuesday	11/5	at Fordham	Bronx, NY	9:30 PM
Saturday	11/9	Lafayette	Brooklyn Heights, NY	2:00 PM
Thursday	11/14	at Longwood	Farmville, VA	6:00 PM
Saturday	11/16	at NC State <sup>^</sup>	Raleigh, NC	TBA
Thursday	11/21	Medgar Evers	Brooklyn Heights, NY	7:00 PM
Tuesday	11/26	at Little Rock <sup>^</sup>	Little Rock, AR	6:30 PM (CT)/7:30 PM (ET)
Saturday	11/30	at Saint Peter's	Jersey City, NJ	1:00 PM
Thursday	12/5	at Hartford	Hartford, CT	7:00 PM
Saturday	12/7	at UMass Lowell	Lowell, MA	1:00 PM
Tuesday	12/10	Presbyterian	Brooklyn Heights, NY	3:00 PM
Saturday	12/14	NJIT	Brooklyn Heights, NY	2:00 PM
Sunday	12/22	Delaware State	Brooklyn Heights, NY	2:00 PM
Thursday	1/2	Fairleigh Dickinson*	Brooklyn Heights, NY	7:30 PM
Thursday	1/9	at Robert Morris*	Moon Township, PA	7:00 PM
Saturday	1/11	at Saint Francis (PA)*	Loretto, PA	7:00 PM
Wednesday	1/15	LIU*	Brooklyn Heights, NY	7:00 PM
Saturday	1/18	at Wagner*	Staten Island, NY	4:00 PM
Monday	1/20	at Mount St. Mary's*	Emmitsburg, MD	7:00 PM
Thursday	1/23	Robert Morris*	Brooklyn Heights, NY	7:00 PM
Saturday	1/25	Saint Francis (PA)*	Brooklyn Heights, NY	4:00 PM
Thursday	1/30	at Merrimack*	North Andover, MA	7:00 PM
Saturday	2/1	Sacred Heart*	Brooklyn Heights, NY	4:00 PM
Thursday	2/6	at Bryant*	Smithfield, RI	7:00 PM
Saturday	2/8	Mount St. Mary's*	Brooklyn Heights, NY	4:00 PM
Thursday	2/13	Merrimack*	Brooklyn Heights, NY	7:00 PM
Tuesday	2/18	at LIU*	Brooklyn, NY	5:00 PM
Friday	2/21	Bryant*	Brooklyn Heights, NY	7:30 PM
Sunday	2/23	Wagner*	Brooklyn Heights, NY	4:00 PM
Thursday	2/27	at Sacred Heart*	Fairfield, CT	TBA
Saturday	2/29	at Central Connecticut*	New Britain, CT	1:00 PM

Key: Home | Away | \*NEC Game | <sup>^</sup>Barclays Center Classic