



2017-2018

Terrier Game Notes Vs.



**St. Francis Brooklyn (10-13, 7-4 NEC)
at Wagner (16-6, 9-2 NEC)
Feb 3, 2018, 4:00 p.m. (Staten Island, NY)**

Last Time Out: Smithfield, RI -- The St. Francis Brooklyn Terriers pulled out a gritty, 73-69, victory against the Bryant Bulldogs on Thursday evening at the Chance Athletic Center. The Red & Blue are now in a four-way tie for second-place in the Northeast Conference as they improved to 7-4 and 10-13 overall.

Terrier junior guard Glenn Sanabria scored a team-high 21 points and added six assists against no turnovers to pace the offense. Sophomore guard Rasheem Dunn added 16 points, six rebounds and four steals and classmate Milija Cosic came off the bench to score 13 points and grab five boards in 17 minutes. Junior forward Joshua Nurse added career-highs in rebounds (eight) and blocks (four).

In a game that featured six ties and 12 lead changes, it was the Terriers that made the big plays down the stretch to pull off their fourth road victory of the season.

The Terriers took a 37-36 halftime edge as they recovered from a 12-point deficit behind 12 first-half points from Sanabria. Bryant (2-22, 1-10), however, took a 50-41 lead at the 14:37 mark as they outscored St. Francis Brooklyn by a 14-5 count to open the second stanza.

Gunnar Olafsson drilled his first trifecta of the season to a cap a 12-4 run for the Terriers at the 8:47 mark, cutting the deficit to 54-53. But the Bulldogs answered right back with six straight point to grab a 60-53 advantage at the 6:44 mark.

St. Francis Brooklyn was not flustered as Dunn finished a layup and then Cosic and freshman guard Josh Nicholas splashed back-to-back triples, giving the visitors a 61-60 lead with 6:02 remaining.

The game went back-and-forth until Sabastian Townes (game-high 23 points) converted a pair of free throws to give the Bulldogs a 66-63 lead with 1:45 remaining.

Sanabria finished a layup to bring the Terriers within 66-65 at the 1:30 mark and then Dunn came up with perhaps the biggest play of the game as he swiped the inbounds pass. Dunn was fouled on the play and converted two clutch free throws to give St. Francis Brooklyn the lead for good at 67-66.

Cosic then came up with a big rebound off a missed 3-pointer, was fouled, and calmly sank two more freebies to spot the Red & Blue a 69-66 advantage with 1:04 remaining.

Bryant cut it to 70-69 with 17 seconds left after Ikenna Ndugba hit two from the line, however, Sanabria swished both of his attempts from the charity-stripe to re-store a 72-69 edge with 15 ticks left.

Ndugba missed a layup with nine seconds left and Nichols delivered one of two from the line to put the game away.

All-Time vs. Wagner

The Terriers are 56-47 all-time against Wagner

Last Win: 82-75 (12/31/18); Last Loss: 73-55 (2016-2017)

Streak: Wagner had one four straight until the Terriers victory this season in Brooklyn Heights.

2017-18 Schedule

November

11 @ Duquesne L, 70-80
15 @ Manhattan L, 79-80 (OT)
19 Brown W, 77-74

Home Suites Shootout

24 vs. Navy L, 76-85
25 vs. Denver L, 50-60
26 @ Florida Gulf Coast L, 51-75
30 College of New Rochelle W, 104-79

December

3 @ Notre Dame L, 71-53
9 @ Fordham L, 76-68
12 Army L, 76-64
16 SUNY Maritime W, 88-67
23 @ Saint Peter's L, 71-68 (OT)
29 @ Sacred Heart W, 73-68
31 Wagner W, 82-75

January

4 @ Robert Morris L, 80-79 OT
6 @ St. Francis U. L, 91-87
11 Central Connecticut State W, 77-60
13 Sacred Heart L, 92-52
18 Mount St. Mary's W, 81-73
20 Bryant W, 85-80
25 @ Fairleigh Dickinson W, 76-70
27 @ Mount St. Mary's L, 86-72

February

1 @ Bryant W, 73-69
3 @ Wagner 4:00 p.m.
8 Robert Morris 7:00 p.m.
10 Saint Francis U. 4:00 p.m.
15 LIU Brooklyn 7:00 p.m.
17 Fairleigh Dickinson 4:00 p.m.
22 @ LIU Brooklyn 7:00 p.m.
24 @ Central Connecticut State 3:30 p.m.
28 NEC Quarterfinals

March

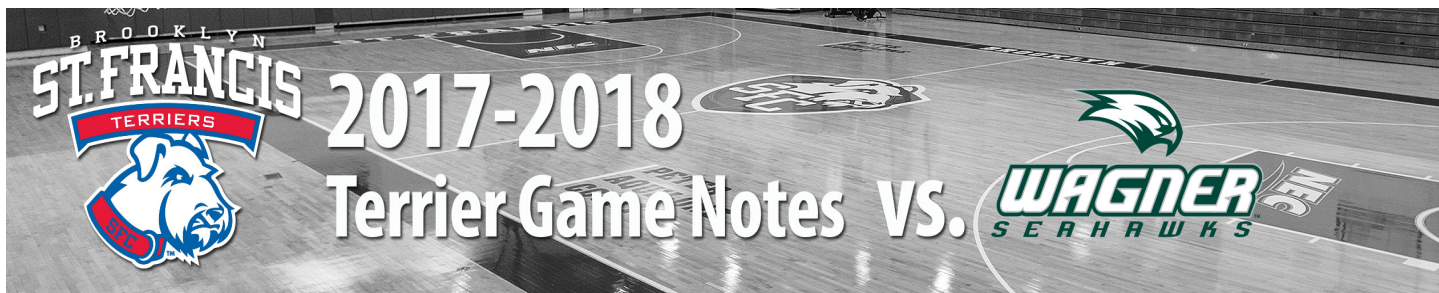
Quick Hitters

0	Rasheem Dunn, SO	2016-17 NEC All-Rookie Team, 14.8 ppg. this season leads the team and is 10th in the NEC...Has produced 20 or more points 7 times this season.
2	Chauncey Hawkins, FR	Named Co-NEC Rookie of the Week after a career-high 19 points and 4 treys at the Mount...Also scored 16 points at FDU
4	Gunnar Olafsson, SR	Swished 3-of-4 shots for 6 points in just 10 minutes at Duquesne...Returned to action against CCSU after missing 8 straight (hand)...Nearly recording first career double-double with 9 pts and 8 reb in win at Bryant.
5	Yaradyah Evans, FR	Hit a pair of treys for his first career points at Manhattan.
10	Glenn Sanabria, JR	Has scored 20 or more points in 4 of the last 5 contests. .525 3pt percentage in NEC contests leads circuit...Leads league in assists/turnover ratio (2.83)...Hit a game-tying trey at buzzer that sent the game to OT at RMU. The play appeared as the #3 play-of-the-day on ESPN Sports Center
11	Josh Nurse, JR	Recorded career-highs with 8 reb and 4 blocks at Bryant.
13	Keon Williams, JR	Played a season-high 22 minutes vs. Army.
14	Jalen Jordan, FR	NEC Rookie of the Week (11/20/17) and (1/22/18)...8th in 3-pt fg's per game (2.17)...6th in percentage (.420)
15	Josh Nicholas, FR	His ferocious dunk against Notre Dame was the #3 play-of-the-day on ESPN's Sports Center on Dec. 3... Scored 12 points in 31 minutes off the bench at Manhattan...Also had 6 assists and grabbed 5 boards...7th in the NEC in 3pt fg percentage (.419)
20	Cori Johnson, SO	Missed entire 2016-17 season (knee). Has played just 17 minutes in NEC play
21	Milija Cosic, SO	Matched his career-high with 16 points in the win vs. Wagner.
23	D.J. Porter, SR	Back-to-back "double-doubles" vs. Manhattan & Brown... tied for 15th in the league in steals (1.18 pg.)
24	Sam Harris, SR	Walk-On
33	Jagos Lasic, SR	Career-High 16 pts (4-of-5 3fga) vs. CCSU.
40	Bryant Beckford, FR	Walk-On

BROOKLYN TOUGH



@SFBKTerriers @SFBKMbb



COLLEGE INFORMATION

Location	Brooklyn Heights, NY
Founded	1859
President	Miguel Martinez-Saenz
Enrollment	2,700
Nickname	Terriers
Colors	Red & Royal
Affiliation	NCAA Division I
Conference	Northeast
Home Court (Capacity)	Pope PE Center (1,200)
School Website	Peter Aquilone Court www.sfc.edu
Athletics Website	www.SFCathletics.com
Twitter	@SFBKTerriers
Facebook	SFCTerriers

COACHING STAFF

Head Coach	Glenn Braica
Overall Record at St. Francis	112-131 (8th season)
Overall Career Record	Same
Assistant Coaches	Clive Bentick Ron Ganulin Jamaal Womack
Men's Basketball Phone	(718) 489-5441

TEAM INFORMATION

Final 2016-17 Record	4-27
Final 2016-17 NEC Record	2-16
Reg. Season NEC Place	10th
NEC Postseason	Did not qualify
Letterwinners Ret/Lost	7/4
Starters Returning/Lost	3/2

TOP RETURNERS

Rasheem Dunn, G	13.1 ppg., NEC All Rookie Team
Glenn Sanabria, G	12.4 ppg., 68 treys

KEY PLAYERS LOST

Yunus Hopkinson, G	11.2 ppg.
--------------------	-----------

ABOUT THE COLLEGE

St. Francis College, often referred to as St. Francis or SFC, is a private, coeducational college located in Brooklyn Heights, New York, in the United States. The campus comprises five interconnected buildings, occupying half of a city block in Downtown Brooklyn. It was founded in 1859 by friars of the Order of Servants Franciscans, a Franciscan order, as the St. Francis Academy and was the first private school in the Roman Catholic Diocese of Brooklyn. St. Francis College began as a parochial all-boys academy in the City of Brooklyn and has transformed into a small liberal arts college that has 19 academic departments which offer 72 majors and minors.

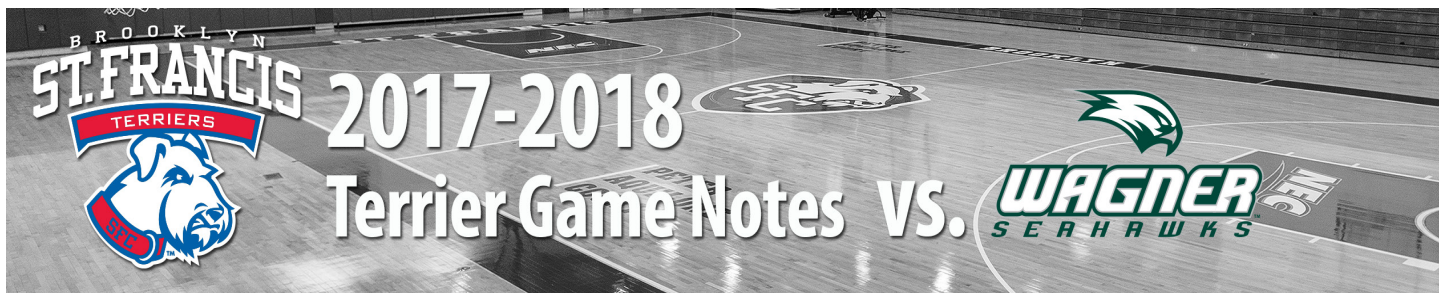
St. Francis College is a predominantly undergraduate institution, yet does have graduate programs in accounting, project management and psychology. St. Francis has been ranked nationally and regionally by Forbes magazine, Washington Monthly and U.S. News and World Report as one of the top baccalaureate colleges. St. Francis is set in an urban environment and is considered a commuter college. As of 2016, there are 2,700 undergraduates (10% part-time) and 66 graduates (45% part-time). The student to faculty ratio is 18:1 and 43.6% of classes have 20 or fewer students. The 2,900 students that attend St. Francis College come from over 80 countries. St. Francis College has been ranked by the New York Times and Forbes as one of the more diverse colleges in the United States.

ATHLETIC COMMUNICATIONS

David Gansell

Director of Athletic Communications
Men's Basketball Contact
180 Remsen Street
Brooklyn Heights, NY 11201
Office: (718) 489-5369
Press Row: (718) 489-5412
Fax: (718) 797-2140
Cell: (718) 930-4237
Email: dgansell@sfc.edu
Twitter: @SFBK_DG





St. Francis Brooklyn Men's Basketball History In a Nutshell

The Terriers are one of four original Division I schools NEVER to play in the NCAA Tournament (Army, William & Mary, Citadel) since it began in 1948. The school has played in four NIT Tournaments (1954, 1956, 1963, 2015).

Founded in 1896, the St. Francis men's basketball team is the OLDEST collegiate program in New York City.

With an enrollment of 2,700 and a facility that holds just 1,000 fans (4th smallest in D1), St. Francis Brooklyn is one of the smallest schools in all of NCAA Division I.

St. Francis Brooklyn is a Franciscan college located in downtown Brooklyn. Most are shocked that there is a D1 basketball facility inside the building, which is located on Remsen Street in Brooklyn Heights.

Post-Season Heartbreak "I know we are Franciscan but this is a bit much"

St. Francis Brooklyn is the lone NEC charter member that has yet to win an NEC title. The Terriers have also played the most games in NEC Tournament history (38) without winning a championship. St. Francis Brooklyn is 10-28 all-time in the NEC Tournament.

The Terriers reached the NEC semifinals five straight seasons from 1999-03. St. Francis reached the league championship game in 2001 (losing to Monmouth, 67-64) and 2003 (losing to Wagner, 78-61). The Terriers won the 2014-2015 NEC regular-season but lost to Robert Morris in the NEC Finals on their home court.

St. Francis Brooklyn last won 20 games in 1998-99 but lost to Mount St. Mary's, 68-66, in the semifinals of the NEC Tournament.

The Terriers won the Northeast Conference regular-season title in 2000-2001 but lost in the championship game to Monmouth despite holding a 20-point lead with 14 minutes to go in the contest.

St. Francis Brooklyn won a share of the NEC regular-season crown with Monmouth in 2003-04, but lost to Central Connecticut State in the NEC quarterfinals.

In the 2014 NEC quarterfinals, the Terriers led Mount St. Mary's by 17 points in the second-half but eventually lost on a 3-point shot at the buzzer. To make things worse, the Mountaineers put 6 players on the court by mistake and stole an inbound pass which led to a basket with less than 30 seconds left. The officials never caught the violation. Mount went on to win the conference championship game and play in the NCAA play-in game.

NEC Preseason Coaches Poll

1. Saint Francis U (9)
2. Fairleigh Dickinson (1)
3. Wagner
4. Mount St. Mary's
5. Sacred Heart
6. LIU Brooklyn
7. Robert Morris
8. Bryant
9. Central Connecticut
10. St. Francis Brooklyn



First place votes in parentheses

Terriers Ink Two During Early Signing Period

St. Francis Brooklyn head men's basketball coach Glenn Braica announced the addition of a pair of standout student-athletes to national letters of intent during the early signing period. Guard Larry Moreno (Brooklyn Law & Tech) and center Christian Rohlehr (Jefferson Community College) will join the Terrier program for the 2018-2019 campaign.

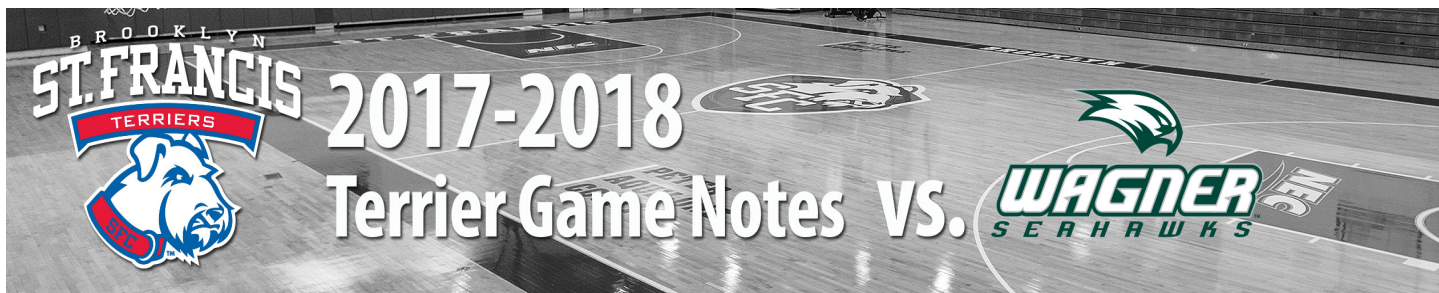
"Both players have tremendous potential and fit in well with our program," Braica stated. "They come from two programs that we trust and we appreciate their confidence in us."

The 6-foot-0 Moreno is his school's all-time leading scorer with 1,330 points at Brooklyn Law & Tech. Last season, he averaged 20.4 points, 6.4 rebounds and 4.6 assists per game, and led his team to the Public Schools Athletic League "A" championship game. He was named to the First Team All-State squad and was as a First Team All-Brooklyn pick by the state federation last year. In addition, he was named a First Team All-Brooklyn performer by the Brooklyn Courier. Moreno was also named the Most Valuable Player of the Hersch Classic in 2016.

"Larry is a true New York city guard who plays both backcourt positions and can really score," Braica said. "He's got the ability to create shots for himself and for his teammates, can shoot the three and puts up points very quickly. We feel that he can be a dynamic player in the Northeast Conference as he gets stronger and gains experience."

Last season as a sophomore, the 6-foot-10, 240 pound Rohlehr averaged 20.1 points, 9.0 rebounds, and 6.0 blocks per game at Jefferson Community College in Watertown, New York. A native of Ajax, Ontario, Canada, he was selected to the First Team All Midstate Conference and was a First Team All-Region III performer. Rohlehr led the NJCAA (Division III) in blocked shots for the second consecutive year and was third in field goal percentage (67.2) last season. Last season, he made the All Midstate Conference Second Team and was a Third Team All-Region III performer as a freshman.

"Christian comes from the same junior college as one of our former stars, Steven Howard," Braica explained. "We expect him to be a rim protector for us. He's got excellent hands, is a good rebounder, and has the ability to score in the post. We feel that he's got a lot of upside after picking up the game of basketball at the age of 15."



Getting the Job "Dunn"

Dunn went over the 700 point mark for his career against Mount on Jan. 27th. The sophomore has scored 20 or more points seven times this season. He is 10th in the league in scoring at 14.9 ppg and is 14th in rebounding (5.5 rpg.) Dunn is tied for 10 in NEC contests at 15.4 ppg.

The Worldwide Leader

The Dunk

Freshman guard Josh Nicholas completed a ferocious windmill dunk against Notre Dame and the play made ESPN Sports Center's #3 play-of-the-day. It was the first time a Terrier has ever pulled off a Sports Center Top-10 play.



The Shot

Junior guard Glenn Sanabria swished a catch-and-shoot 3-pointer at the buzzer to send the Robert Morris game into overtime. The play made ESPN Sports Center's #3 play-of-the-day. It was the second time a Terrier has ever pulled off a Sports Center Top-10 play.

Jalen Jordan Named NEC Rookie of the Week

St. Francis Brooklyn freshman shooting guard Jalen Jordan was named the Northeast Conference Rookie of the Week on November 20th. Jordan looks to be the latest in a long line of terrific guards in recent years who have suited up for the Terriers. He poured in 22 points, including a 6-11 afternoon from outside the arc, and added four rebounds and a steal in St. Francis Brooklyn's 77-74 win over Brown in its home opener. He also hit a clutch left-corner trifecta with just over a minute remaining to help secure the victory.

Jalen Jordan Earns 2nd NEC ROW Award

Jordan's second NEC Rookie of the Week honor (1/22/18) came after the 6'3" guard averaged 14.5 points and 7.5 rebounds per game in St. Francis Brooklyn's 2-0 week. He shot 52.6 percent from the floor, including 50.0 percent from three-point range (5-10), and did not commit a single turnover in 63 minutes of play. Jordan hit 3-5 from distance and finished with 17 points and seven rebounds in Thursday's 81-73 win over the Mount, then came back with 12 points and a career-best eight boards to help lead the Terriers to an 85-80 conquest of Bryant.

Glenn Sanabria Named College Sports Madness

POW

St. Francis Brooklyn Guard Glenn Sanabria has been named College Sports Madness NEC Men's Basketball Player of the Week for his exceptional performance during the past week's action. College Sports Madness identifies the players who have had the greatest impact to their team from each conference and on a national basis each Monday.

Sanabria averaged 20.5 ppg., 4.0 rpg. and 3.5 apg. in leading St. Francis Brooklyn to a pair of NEC victories last week. The Staten Island native was on fire from behind the arc as he

splashed 11-of-18 attempts (.611 percent). The St. Peter's graduate scored 20 points as he drained a career-high six treys to open the week against Mount St. Mary's. Sanabria drilled a long-distance bomb to give St. Francis Brooklyn the lead for good, 51-50, at the 13:40 mark. He also converted both of his free throws with 40 seconds left to help secure the win.

The combo guard then played a tremendous all-around game against Bryant, producing 21 points, five rebounds, five assists and zero turnovers. Again, he converted two clutch free throws with 38 ticks left to help ice the game.

Sanabria leads the NEC with a 2.57 assists/turnover ratio and is 7th in 3-point marksmanship at .421 percent. In NEC contests only, Sanabria is shooting a league-high .545 percent (24-of-44) from behind the arc.

Chauncey Hawkins Earns NEC Co-Rookie of Week

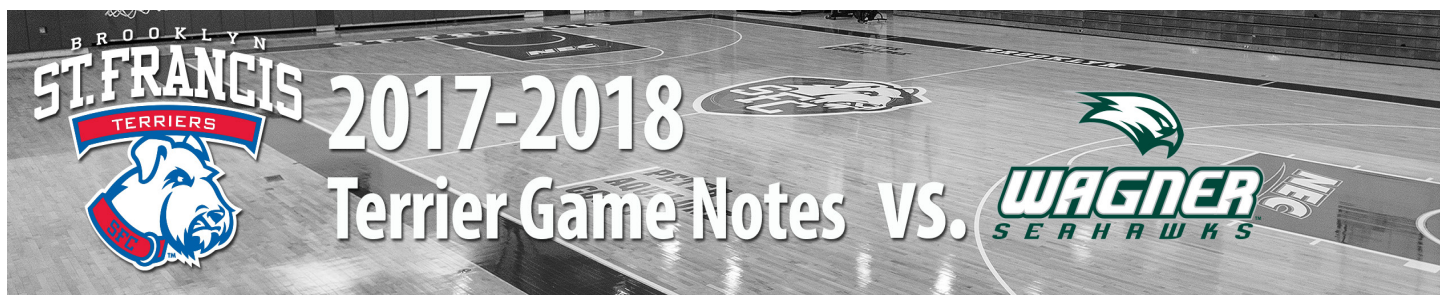
St. Francis Brooklyn freshman guard Chauncey Hawkins was named the Northeast Conference Co-Rookie of the Week on Monday by the league office.

Hawkins joined teammate Jalen Jordan as NEC Rookie of the Week winners after coming off the bench to average 17.5 points, 2.5 rebounds, 3.5 assists and 2.0 steals per game in a Terrier split. He shot a scorching 66.7 percent from the field overall, and matched that figure from downtown, hitting 6-9 outside the arc.

Hawkins scored 16 points on just six shot attempts in 19 minutes of play in Thursday's 76-70 win at FDU. The Spring Valley, NY product went on to score a career-high 19 points at Mount St. Mary's on Saturday, hitting 4-6 from three-point range. Hawkins added four assists, a personal-best three steals and a blocked shot. The big week lifted his season scoring average to 6.5 ppg.

Making Them Count

The Terriers have been one of the poorer free throw shooting teams in recent years. However, this season, the Red & Blue are 3rd in the NEC (.714). Jalen Jordan is 3rd individually at .845 percent (49-of-58). Rasheem Dunn is 11th at .772 (71-of-92). The squad went 15-of-16 (93.8 percent) in the win vs. the Mount.



St. Francis Brooklyn's Record When

Overall

Home	7-2
Away	3-9
Neutral	0-2

vs. NEC

Home	4-1
Away	3-3

Against Nationally Ranked Opp.

In Overtime	0-3
-------------	-----

Leading at halftime

8-4

Tied at halftime

0-1

Trailing at halftime

2-8

Games decided by 1-9 points

5-6

Games decided by 3 points or less

1-1

Games decided by 4-5 points

2-2

Games decided by 6-9 points

1-1

Games decided by 10-plus points

2-6

Games decided by 20-plus points

2-2

SFBK shoots 45% or better

4-4

SFBK shoots less than 45%

6-10

Opponent shoots 45% or better

7-8

Opponent shoots less than 45%

3-5

SFBK shoots better than opponent

3-5

Opponent shoots better than SFBK

7-8

SFBK shoots equal to their opponent

0-0

SFBK has more FT attempts

4-2

Opponent has more/equal FT attempts

6-11

SFBK makes 8 or more 3-pointers

9-6

SFBK makes 7 or less 3-pointers

1-7

When SFBK forces 12 or fewer turnovers

5-6

When SFBK forces 15 or more turnovers

6-6

SFBK commits 15 or more turnovers 1-7

SFBK commits 10 or more turnovers 6-10

SFBK commits less than 10 turnovers 4-2

SFBK outrebounds opponent 6-1

SFBK outrebounds/equal opponents 3-1

Opponent outrebounds SFBK 3-11

SFBK scores 100 or more points 1-0

SFBK scores 90-99 points 0-1

SFBK scores 80-89 points 4-0

SFBK scores 70-79 points 5-5

SFBK scores 60-69 points 0-3

SFBK scores 50-59 points 0-4

Opponents scores 90-99 points 0-2

Opponent scores 80-89 points 1-5

Opponent scores 70-79 points 5-5

Opponent scores 60-69 points 4-1

0-1 player in double-figures 0-3

2 players in double-figures 0-3

3 players in double-figures 5-3

4 players in double-figures 4-2

5 players in double-figures 1-1

6 players in double-figures 0-1

In November 2-5

In December 3-4

In January 4-4

In February 1-0

In March 0-0

On Monday 0-0

On Tuesday 0-1

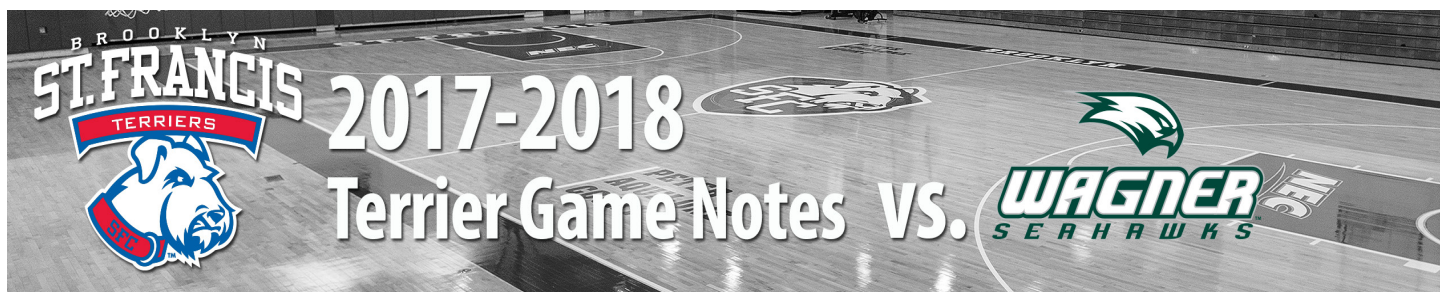
On Wednesday 0-1

On Thursday 5-1

On Friday 1-1

On Saturday 2-7

On Sunday 2-2



THE STAT CREW SYSTEM
St. Francis Brooklyn Combined Team Statistics (as of Feb 02, 2018)
All games

RECORD:	OVERALL	HOME	AWAY	NEUTRAL
ALL GAMES	10-13	7-2	3-9	0-2
CONFERENCE	7-4	4-1	3-3	0-0
NON-CONFERENCE	3-9	3-1	0-6	0-2

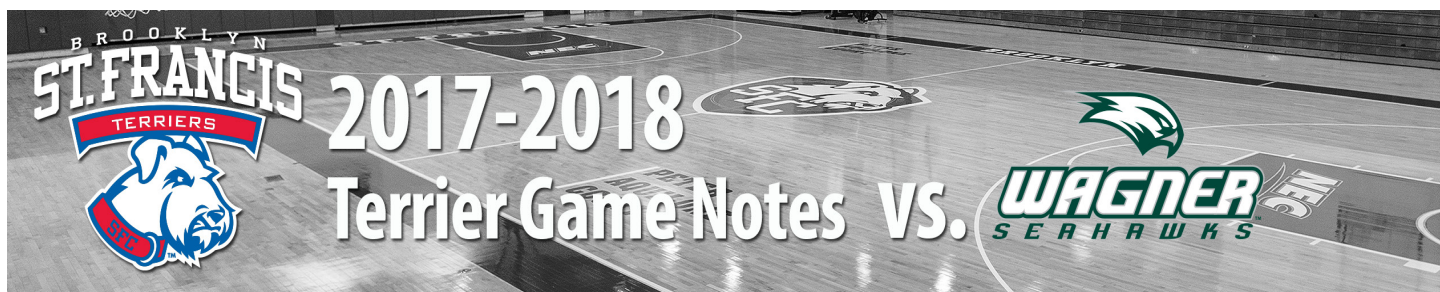
#	Player	gp-gs	min	avg	Total		3-Point		F-Throw		Rebounds				pf	dq	a	to	blk	stl	pts	avg
					fg-fga	fg%	3fg-fga	3fg%	ft-fa	ft%	off	def	tot	avg								
00	DUNN, Rasheem	22-21	667	30.3	112-283	.396	32-113	.283	71-92	.772	18	104	122	5.5	47	2	51	41	1	26	327	14.9
10	SANABRIA, Glenn	21-21	631	30.0	91-199	.457	47-110	.427	28-49	.571	18	50	68	3.2	47	0	65	23	7	21	257	12.2
14	JORDAN, Jalen	23-23	632	27.5	83-201	.413	50-119	.420	49-58	.845	14	54	68	3.0	42	0	24	29	1	14	265	11.5
21	COSIC, Milija	21-2	398	19.0	54-112	.482	8-19	.421	33-44	.750	32	35	67	3.2	57	1	8	29	5	9	149	7.1
23	PORTER, Darelle	23-2	411	17.9	57-125	.456	9-39	.231	30-38	.789	30	78	108	4.7	61	2	25	22	10	26	153	6.7
02	HAWKINS, Chauncey	23-2	446	19.4	43-132	.326	15-59	.254	43-59	.729	8	29	37	1.6	45	1	43	35	4	20	144	6.3
15	NICHOLAS, Josh	23-0	459	20.0	49-121	.405	26-62	.419	15-26	.577	18	28	46	2.0	56	0	20	21	7	21	139	6.0
33	LASIC, Jagos	23-20	404	17.6	39-83	.470	13-32	.406	17-19	.895	21	46	67	2.9	40	0	17	27	4	21	108	4.7
20	JOHNSON, Cori	13-0	106	8.2	12-34	.353	0-0	.000	14-23	.609	10	17	27	2.1	18	0	3	10	9	1	38	2.9
04	OLAFSSON, Gunnar	10-0	84	8.4	14-20	.700	1-2	.500	0-2	.000	8	13	21	2.1	8	0	1	3	0	0	29	2.9
13	WILLIAMS, Keon	9-3	103	11.4	5-16	.313	2-11	.182	6-11	.545	0	11	11	1.2	9	0	2	4	1	3	18	2.0
05	EVANS, Yaradyah	14-0	118	8.4	8-24	.333	3-13	.231	4-7	.571	2	18	20	1.4	20	0	4	13	1	4	23	1.6
11	NURSE, Josh	21-21	201	9.6	13-33	.394	0-0	.000	6-14	.429	16	27	43	2.0	42	0	13	20	12	4	32	1.5
40	BECKFORD, Bryant	5-0	8	1.6	1-1	1.000	0-0	.000	1-2	.500	0	2	2	0.4	1	0	0	0	0	0	3	0.6
24	HARRIS, Sam	6-0	7	1.2	0-1	.000	0-0	.000	0-0	.000	0	0	0	0.0	0	0	0	0	0	0	0	0.0
Team											36	32	68					13				
Total.....		23	4675		581-1385	.419	206-579	.356	317-444	.714	231	544	775	33.7	493	6	276	290	62	170	1685	73.3
Opponents.....		23	4675		596-1279	.466	138-415	.333	408-571	.715	236	638	874	38.0	420	-	259	337	65	134	1738	75.6

TEAM STATISTICS	SFBK	OPP
SCORING	1685	1738
Points per game	73.3	75.6
Scoring margin	-2.3	-
FIELD GOALS-ATT	581-1385	596-1279
Field goal pct	.419	.466
3 POINT FG-ATT	206-579	138-415
3-point FG pct	.356	.333
3-pt FG made per game	9.0	6.0
FREE THROWS-ATT	317-444	408-571
Free throw pct	.714	.715
F-Throws made per game	13.8	17.7
REBOUNDS	775	874
Rebounds per game	33.7	38.0
Rebounding margin	-4.3	-
ASSISTS	276	259
Assists per game	12.0	11.3
TURNOVERS	290	337
Turnovers per game	12.6	14.7
Turnover margin	+2.0	-
Assist/turnover ratio	1.0	0.8
STEALS	170	134
Steals per game	7.4	5.8
BLOCKS	62	65
Blocks per game	2.7	2.8
ATTENDANCE	3542	22953
Home games-Avg/Game	9-394	12-1874
Neutral site-Avg/Game	-	2-234

Date	Opponent		Score	Att.
11/11/17	at Duquesne	L	70-80	1833
11/15/17	at Manhattan	Lot	79-80	1018
11/19/17	BRWN	W	77-74	513
11/24/17	vs Navy	L	76-85	267
11/25/17	vs Denver	L	50-60	202
11/26/17	at FGCU	L	51-75	2929
11/30/17	CNR-MBB	W	104-79	320
12/3/17	at Notre Dame	L	53-71	8911
12/09/17	at Fordham	L	68-76	1578
12/12/17	ARMY	L	64-76	475
12/16/17	MARITIME	W	88-67	247
12/23/17	at Saint Peter's	Lot	68-71	501
* 12/29/17	at Sacred Heart	W	73-68	262
* 12/31/17	WAGNER	W	82-75	407
* 01/04/18	at Robert Morris	Lot	79-80	855
* 1/6/18	at SFU	L	87-91	712
* 1/11/18	CCSU	W	77-60	364
* 1/13/18	SACRED HEART	L	52-92	328
* 1/18/18	MOUNT	W	81-73	385
* 1/20/18	BRY	W	85-80	503
* 01/25/18	at Fairleigh Dickinson	W	76-70	297
* 1/27/18	at Mount St. Mary's	L	72-86	3005
* 02/01/18	at Bryant	W	73-69	583

* - Conference game

Score by Periods	1st	2nd	OT	Totals
St. Francis Brooklyn	790	864	31	1685
Opponents	797	905	36	1738



THE STAT CREW SYSTEM
St. Francis Brooklyn Combined Team Statistics (as of Feb 02, 2018)
Conference games only

RECORD:	OVERALL	HOME	AWAY	NEUTRAL
ALL GAMES	7-4	4-1	3-3	0-0
CONFERENCE	7-4	4-1	3-3	0-0
NON-CONFERENCE	0-0	0-0	0-0	0-0

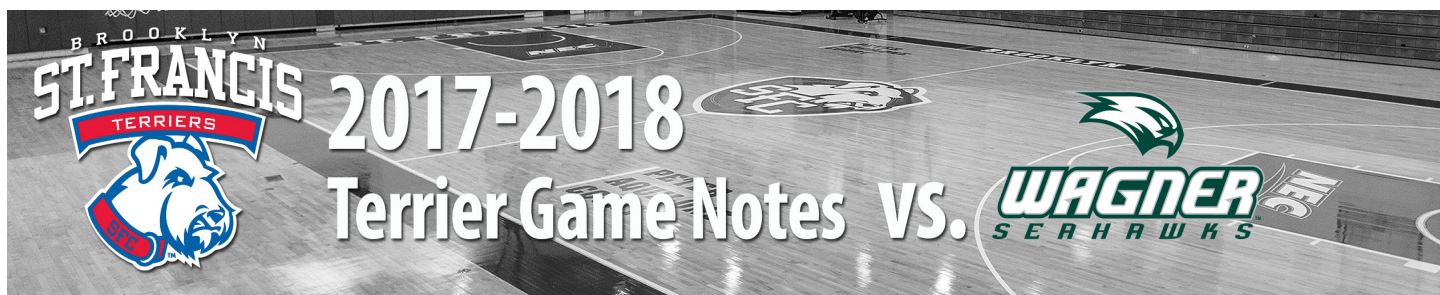
#	Player	gp-gs	min	avg	Total		3-Point		F-Throw		Rebounds				pf	dq	a	to	blk	stl	pts	avg
					fg-fga	fg%	3fg-fga	3fg%	ft-fa	ft%	off	def	tot	avg								
00	DUNN, Rasheem	11-11	369	33.5	59-159	.371	18-64	.281	34-47	.723	9	61	70	6.4	20	0	28	17	0	18	170	15.5
10	SANABRIA, Glenn	11-11	351	31.9	55-107	.514	31-59	.525	22-34	.647	10	27	37	3.4	24	0	40	14	3	11	163	14.8
14	JORDAN, Jalen	11-11	306	27.8	37-93	.398	22-51	.431	21-22	.955	6	34	40	3.6	21	0	9	8	0	5	117	10.6
21	COSIC, Milija	11-0	216	19.6	31-57	.544	8-12	.667	9-11	.818	11	15	26	2.4	34	1	5	15	4	3	79	7.2
02	HAWKINS, Chauncey	11-0	192	17.5	19-53	.358	11-26	.423	24-33	.727	2	16	18	1.6	20	0	18	16	1	12	73	6.6
33	LASIC, Jagos	11-11	222	20.2	28-56	.500	9-21	.429	7-8	.875	16	15	31	2.8	20	0	12	15	2	11	72	6.5
23	PORTER, Darelle	11-0	172	15.6	26-53	.491	4-17	.235	9-10	.900	14	26	40	3.6	23	0	14	7	3	10	65	5.9
15	NICHOLAS, Josh	11-0	210	19.1	18-53	.340	12-32	.375	4-6	.667	6	12	18	1.6	27	0	8	12	2	5	52	4.7
13	WILLIAMS, Keon	2-0	10	5.0	2-3	.667	1-2	.500	1-2	.500	0	0	0	0.0	0	0	0	0	0	1	6	3.0
04	OLAFSSON, Gunnar	4-0	28	7.0	4-5	.800	1-1	1.000	0-2	.000	3	7	10	2.5	4	0	1	0	0	0	9	2.3
11	NURSE, Josh	11-11	102	9.3	8-21	.381	0-0	.000	3-8	.375	11	12	23	2.1	23	0	8	10	9	1	19	1.7
05	EVANS, Yaradyah	3-0	20	6.7	2-5	.400	0-1	.000	1-2	.500	0	1	1	0.3	4	0	1	2	0	0	5	1.7
20	JOHNSON, Cori	5-0	22	4.4	2-5	.400	0-0	.000	3-5	.600	2	1	3	0.6	4	0	0	2	1	0	7	1.4
40	BECKFORD, Bryant	1-0	2	2.0	0-0	.000	0-0	.000	0-0	.000	0	1	1	1.0	0	0	0	0	0	0	0	0.0
24	HARRIS, Sam	2-0	3	1.5	0-0	.000	0-0	.000	0-0	.000	0	0	0	0.0	0	0	0	0	0	0	0	0.0
Team											21	12	33					5				
Total.....		11	2225		291-670	.434	117-286	.409	138-190	.726	111	240	351	31.9	224	1	144	123	25	77	837	76.1
Opponents.....		11	2225		293-592	.495	74-204	.363	184-254	.724	107	292	399	36.3	208	-	121	164	31	63	844	76.7

TEAM STATISTICS	SFBK	OPP
SCORING	837	844
Points per game	76.1	76.7
Scoring margin	-0.6	-
FIELD GOALS-ATT	291-670	293-592
Field goal pct	.434	.495
3 POINT FG-ATT	117-286	74-204
3-point FG pct	.409	.363
3-pt FG made per game	10.6	6.7
FREE THROWS-ATT	138-190	184-254
Free throw pct	.726	.724
F-Throws made per game	12.5	16.7
REBOUNDS	351	399
Rebounds per game	31.9	36.3
Rebounding margin	-4.4	-
ASSISTS	144	121
Assists per game	13.1	11.0
TURNOVERS	123	164
Turnovers per game	11.2	14.9
Turnover margin	+3.7	-
Assist/turnover ratio	1.2	0.7
STEALS	77	63
Steals per game	7.0	5.7
BLOCKS	25	31
Blocks per game	2.3	2.8
ATTENDANCE	1987	5714
Home games-Avg/Game	5-397	6-952
Neutral site-Avg/Game	-	0-0

Date	Opponent		Score	Att.
* 12/29/17	at Sacred Heart	W	73-68	262
* 12/31/17	WAGNER	W	82-75	407
* 01/04/18	at Robert Morris	Lot	79-80	855
* 1/6/18	at SFU	L	87-91	712
* 1/11/18	CCSU	W	77-60	364
* 1/13/18	SACRED HEART	L	52-92	328
* 1/18/18	MOUNT	W	81-73	385
* 1/20/18	BRY	W	85-80	503
* 01/25/18	at Fairleigh Dickinson	W	76-70	297
* 1/27/18	at Mount St. Mary's	L	72-86	3005
* 02/01/18	at Bryant	W	73-69	583

* - Conference game

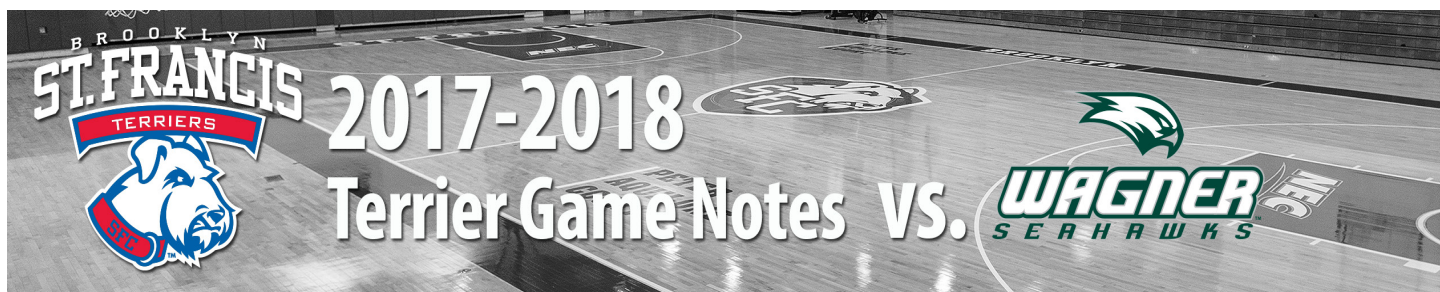
Score by Periods	1st	2nd	OT	Totals
St. Francis Brooklyn	393	431	13	837
Opponents	394	436	14	844



THE STAT CREW SYSTEM
St. Francis Brooklyn Team Game-by-Game Comparison (as of Feb 02, 2018)
All games

Opponent	1st	2nd	Score	Mar	Total FG	FG Pct	3-Pointers	3FG Pct	Free Throws	FT Pct	Rebounds	Assist	T/Over	Block	Steal	Fouls
Duquesne	32/32	38/48	70-80	(10)	26-65/23-59	.400/.390	5-19/3-26	.263/.115	13-16/31-45	.813/.689	38/46 (8)	13/7	12/9	3/6	5/6	26/17
Manhattan	38/34	29/33	79-80	(1)	26-55/26-56	.473/.464	10-31/3-9	.323/.333	17-27/25-38	.630/.658	32/39 (7)	13/12	18/19	3/2	13/9	35/26
BRWN	42/34	35/40	77-74	+3	29-62/24-52	.468/.462	10-27/7-21	.370/.333	9-17/19-22	.529/.864	36/33 +3	12/9	12/16	2/1	6/5	18/14
Navy	35/33	41/52	76-85	(9)	25-52/30-56	.481/.536	9-24/6-12	.375/.500	17-22/19-27	.773/.704	24/38 (14)	8/15	16/18	4/0	12/5	26/17
Denver	29/28	21/32	50-60	(10)	12-56/20-49	.214/.408	6-32/5-15	.188/.333	20-23/15-22	.870/.682	25/54 (29)	5/6	5/18	1/2	5/1	20/19
FGCU	18/35	33/40	51-75	(24)	19-52/29-61	.365/.475	4-21/3-7	.190/.429	9-18/14-19	.500/.737	26/43 (17)	5/15	14/11	3/1	6/4	17/15
CNR-MBB	45/31	59/48	104-79	+25	38-86/25-70	.442/.357	10-32/10-32	.313/.313	18-22/19-25	.818/.760	61/36 +25	20/9	9/11	4/5	7/4	18/23
Notre Dame	25/43	28/28	53-71	(18)	19-60/24-58	.317/.414	6-23/3-14	.261/.214	9-12/20-29	.750/.690	37/43 (6)	10/10	16/10	3/6	2/9	21/10
Fordham	25/35	43/41	68-76	(8)	24-51/28-59	.471/.475	9-20/5-22	.450/.227	11-16/15-20	.688/.750	29/35 (6)	13/14	18/12	0/3	7/13	18/14
ARMY	30/44	34/32	64-76	(12)	22-56/29-58	.393/.500	4-20/11-23	.200/.478	16-22/7-12	.727/.583	31/38 (7)	8/21	16/19	5/1	10/8	18/18
MARITIME	56/29	32/38	88-67	+21	27-67/23-55	.403/.418	8-19/4-14	.421/.286	26-41/17-25	.634/.680	50/37 +13	11/13	15/19	5/5	14/2	25/26
Saint Peter's	22/25	40/37	68-71	(3)	23-53/22-54	.434/.407	8-25/4-16	.320/.250	14-18/23-33	.778/.697	35/33 +2	14/7	16/11	4/2	6/5	27/13
Sacred Heart	39/31	34/37	73-68	+5	26-63/27-57	.413/.474	14-31/6-25	.452/.240	7-9/8-14	.778/.571	28/45 (17)	13/10	6/16	0/3	7/2	18/15
WAGNER	29/31	53/44	82-75	+7	25-61/24-46	.410/.522	5-13/6-18	.385/.333	27-36/21-32	.750/.656	38/29 +9	9/10	12/20	0/5	8/2	27/32
Robert Morris	31/33	35/33	79-80	(1)	30-71/26-61	.423/.426	10-28/5-14	.357/.357	9-11/23-39	.818/.590	37/49 (12)	7/10	17/16	0/4	6/10	25/19
SFU	39/31	48/60	87-91	(4)	33-61/29-58	.541/.500	11-31/6-18	.355/.333	10-12/27-31	.833/.871	24/36 (12)	17/7	13/13	6/1	10/7	23/16
CCSU	43/29	34/31	77-60	+17	25-55/20-47	.455/.426	16-35/4-13	.457/.308	11-17/16-18	.647/.889	31/31 -	18/8	14/17	2/2	6/9	20/19
SACRED HEART	21/47	31/45	52-92	(40)	16-55/31-55	.291/.564	3-13/8-15	.231/.533	17-25/22-26	.680/.846	20/51 (31)	7/15	8/18	3/3	7/3	23/23
MOUNT	39/44	42/29	81-73	+8	27-57/26-52	.474/.500	12-24/11-22	.500/.500	15-16/10-12	.938/.833	28/29 (1)	15/12	7/15	4/2	9/4	16/14
BRY	44/39	41/41	85-80	+5	33-66/32-62	.500/.516	12-27/8-24	.444/.333	7-10/8-16	.700/.500	40/32 +8	17/10	12/9	3/1	3/8	16/14
Fairleigh Dickinson	37/30	39/40	76-70	+6	26-59/23-47	.441/.489	10-24/5-17	.417/.294	14-20/19-23	.700/.826	29/34 (5)	14/8	9/19	1/5	8/1	19/21
Mount St. Mary's	34/43	38/43	72-86	(14)	26-60/28-50	.433/.560	13-33/10-20	.394/.500	7-10/20-27	.700/.741	30/30 -	13/17	13/11	1/3	6/9	20/13
Bryant	37/36	36/33	73-69	+4	24-62/27-57	.387/.474	11-27/5-18	.407/.278	14-24/10-16	.583/.625	46/33 +13	14/14	12/10	5/2	7/8	17/22

Note: Game totals are displayed in the format TEAM/OPPONENT for each category



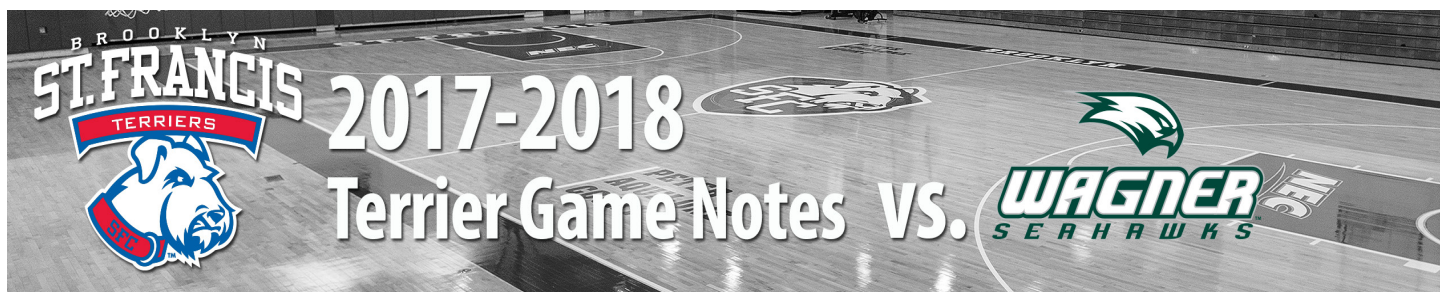
THE STAT CREW SYSTEM
St. Francis Brooklyn Opponent Game-by-Game (as of Feb 02, 2018)
All games

OPPONENT STATISTICS

Opponent	Date	Score		Total		3-Pointers		Free throws		Rebounds				pf	a	t/o	blk	stl	pts	avg
				fg-fga	pct	3fg-fga	pct	ft-fta	pct	off	def	tot	avg							
at Duquesne	11/11/17	70-80	L	23-59	.390	3-26	.115	31-45	.689	18	28	46	46.0	17	7	9	6	6	80	80.0
at Manhattan	11/15/17	79-80	Lot	26-56	.464	3-9	.333	25-38	.658	11	28	39	42.5	26	12	19	2	9	80	80.0
BRWN	11/19/17	77-74	W	24-52	.462	7-21	.333	19-22	.864	3	30	33	39.3	14	9	16	1	5	74	78.0
vs Navy	11/24/17	76-85	L	30-56	.536	6-12	.500	19-27	.704	13	25	38	39.0	17	15	18	0	5	85	79.8
vs Denver	11/25/17	50-60	L	20-49	.408	5-15	.333	15-22	.682	14	40	54	42.0	19	6	18	2	1	60	75.8
at FGCU	11/26/17	51-75	L	29-61	.475	3-7	.429	14-19	.737	12	31	43	42.2	15	15	11	1	4	75	75.7
CNR-MBB	11/30/17	104-79	W	25-70	.357	10-32	.313	19-25	.760	12	24	36	41.3	23	9	11	5	4	79	76.1
at Notre Dame	12/3/17	53-71	L	24-58	.414	3-14	.214	20-29	.690	14	29	43	41.5	10	10	10	6	9	71	75.5
at Fordham	12/09/17	68-76	L	28-59	.475	5-22	.227	15-20	.750	10	25	35	40.8	14	14	12	3	13	76	75.6
ARMY	12/12/17	64-76	L	29-58	.500	11-23	.478	7-12	.583	9	29	38	40.5	18	21	19	1	8	76	75.6
MARITIME	12/16/17	88-67	W	23-55	.418	4-14	.286	17-25	.680	4	33	37	40.2	26	13	19	5	2	67	74.8
at Saint Peter's	12/23/17	68-71	Lot	22-54	.407	4-16	.250	23-33	.697	9	24	33	39.6	13	7	11	2	5	71	74.5
at Sacred Heart	12/29/17	73-68	W	27-57	.474	6-25	.240	8-14	.571	13	32	45	40.0	15	10	16	3	2	68	74.0
WAGNER	12/31/17	82-75	W	24-46	.522	6-18	.333	21-32	.656	5	24	29	39.2	32	10	20	5	2	75	74.1
at Robert Morris	01/04/18	79-80	Lot	26-61	.426	5-14	.357	23-39	.590	17	32	49	39.9	19	10	16	4	10	80	74.5
at SFU	1/6/18	87-91	L	29-58	.500	6-18	.333	27-31	.871	15	21	36	39.6	16	7	13	1	7	91	75.5
CCSU	1/11/18	77-60	W	20-47	.426	4-13	.308	16-18	.889	12	19	31	39.1	19	8	17	2	9	60	74.6
SACRED HEART	1/13/18	52-92	L	31-55	.564	8-15	.533	22-26	.846	12	39	51	39.8	23	15	18	3	3	92	75.6
MOUNT	1/18/18	81-73	W	26-52	.500	11-22	.500	10-12	.833	5	24	29	39.2	14	12	15	2	4	73	75.4
BRY	1/20/18	85-80	W	32-62	.516	8-24	.333	8-16	.500	6	26	32	38.8	14	10	9	1	8	80	75.7
at Fairleigh Dickinson	01/25/18	76-70	W	23-47	.489	5-17	.294	19-23	.826	10	24	34	38.6	21	8	19	5	1	70	75.4
at Mount St. Mary's	1/27/18	72-86	L	28-50	.560	10-20	.500	20-27	.741	5	25	30	38.2	13	17	11	3	9	86	75.9
at Bryant	02/01/18	73-69	W	27-57	.474	5-18	.278	10-16	.625	7	26	33	38.0	22	14	10	2	8	69	75.6
Opponents		1738		596-1279	.466	138-415	.333	408-571	.715	236	638	874	38.0	420	259	337	65	134	1738	75.6
St. Francis Brooklyn		1685		581-1385	.419	206-579	.356	317-444	.714	231	544	775	33.7	493	276	290	62	170	1685	73.3

Games played: 23
Points/game: 75.6
FG Pct: 46.6
3FG Pct: 33.3
FT Pct: 71.5

Rebounds/game: 38.0
Assists/game: 11.3
Turnovers/game: 14.7
Assist/turnover ratio: 0.8
Steals/game: 5.8
Blocks/game: 2.8



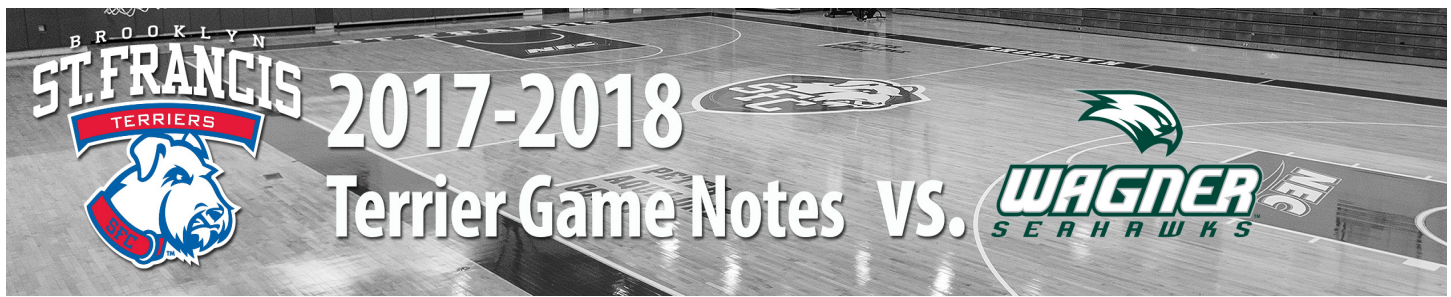
THE STAT CREW SYSTEM

St. Francis Brooklyn Points-Rebounds-Assists (as of Feb 02, 2018)

All games

Opponent	Date	Score		00 DUNN,RASHE	02 HAWKINS,CH	04 OLAFSSON,G	05 EVANS,YARA	10 SANABRIA,G	11 NURSE,JOSH	13 WILLIAMS,K
at Duquesne	11/11/17	70-80	L	21-5-0	6-3-4	6-0-0	0-2-2	6-3-2	0-1-0	0-1-0
at Manhattan	11/15/17	79-80	L	13-2-1	2-1-0	DNP	6-2-0	13-3-3	DNP	3-0-0
BRWN	11/19/17	77-74	w	23-6-6	0-1-4	2-0-0	0-0-0	9-4-1	0-1-0	DNP
vs Navy	11/24/17	76-85	L	9-3-2	3-1-1	4-2-0	0-1-0	10-2-1	0-0-0	DNP
vs Denver	11/25/17	50-60	L	9-6-2	2-2-2	DNP	3-1-0	6-1-0	DNP	DNP
at FGCU	11/26/17	51-75	L	10-2-1	1-1-1	2-1-0	4-4-0	2-1-1	3-5-2	1-1-0
CNR-MBB	11/30/17	104-79	w	DNP	18-0-6	4-7-0	1-2-1	19-7-7	2-5-0	6-4-1
at Notre Dame	12/3/17	53-71	L	10-4-1	0-1-0	2-1-0	0-0-0	3-4-4	4-3-1	0-2-0
at Fordham	12/09/17	68-76	L	22-4-4	7-2-3	DNP	2-1-0	DNP	0-0-1	1-1-0
ARMY	12/12/17	64-76	L	10-3-2	14-3-1	DNP	0-0-0	DNP	2-3-1	1-2-1
MARITIME	12/16/17	88-67	w	5-7-3	11-3-2	DNP	2-6-0	9-2-3	2-0-0	DNP
at Saint Peter's	12/23/17	68-71	L	25-10-1	7-1-1	DNP	DNP	17-4-3	0-2-0	DNP
at Sacred Heart	12/29/17	73-68	w	16-5-1	10-1-1	DNP	DNP	15-2-5	4-2-1	DNP
WAGNER	12/31/17	82-75	w	22-7-1	4-1-2	DNP	DNP	16-6-4	0-1-0	DNP
at Robert Morris	01/04/18	79-80	L	17-10-0	9-2-1	DNP	0-0-0	12-5-4	4-1-0	DNP
at SFU	1/6/18	87-91	L	13-8-4	0-1-1	DNP	DNP	15-2-5	0-3-1	DNP
CCSU	1/11/18	77-60	w	21-4-4	5-3-1	0-0-0	1-0-0	6-4-3	0-3-4	DNP
SACRED HEART	1/13/18	52-92	L	7-1-0	6-3-0	0-2-1	4-1-1	10-1-1	3-2-1	6-0-0
MOUNT	1/18/18	81-73	w	20-9-4	2-0-2	DNP	DNP	20-3-2	3-1-1	DNP
BRY	1/20/18	85-80	w	15-7-2	2-0-1	DNP	DNP	21-5-5	2-2-0	DNP
at Fairleigh Dickinson	01/25/18	76-70	w	18-6-6	16-2-3	DNP	DNP	4-4-2	1-0-0	DNP
at Mount St. Mary's	1/27/18	72-86	L	5-7-4	19-3-4	0-0-0	DNP	23-2-3	0-0-0	0-0-0
at Bryant	02/01/18	73-69	w	16-6-2	0-2-2	9-8-0	DNP	21-3-6	2-8-0	DNP

Opponent	Date	Score		14 JORDAN,JAL	15 NICHOLAS,J	20 JOHNSON,CO	21 COSIC,MILI	23 PORTER,DAR	24 HARRIS,SAM	33 LASIC,JAGO
at Duquesne	11/11/17	70-80	L	14-5-2	0-0-0	DNP	4-4-1	9-2-1	DNP	4-8-1
at Manhattan	11/15/17	79-80	L	5-1-0	12-5-6	DNP	11-2-0	11-11-2	DNP	3-5-1
BRWN	11/19/17	77-74	w	22-4-0	8-3-1	DNP	0-1-0	11-10-0	DNP	2-3-0
vs Navy	11/24/17	76-85	L	12-0-1	14-1-0	3-1-0	5-3-0	12-2-3	DNP	4-3-0
vs Denver	11/25/17	50-60	L	9-3-0	5-1-0	0-1-0	6-0-1	7-6-0	DNP	3-0-0
at FGCU	11/26/17	51-75	L	9-1-0	4-0-0	8-4-0	DNP	7-2-0	0-0-0	0-1-0
CNR-MBB	11/30/17	104-79	w	18-5-2	7-1-0	6-6-2	16-8-1	5-10-0	0-0-0	0-1-0
at Notre Dame	12/3/17	53-71	L	10-3-1	2-4-0	1-0-1	8-8-0	10-3-1	0-0-0	3-4-1
at Fordham	12/09/17	68-76	L	18-1-2	11-3-1	DNP	0-5-0	0-6-2	DNP	7-1-0
ARMY	12/12/17	64-76	L	11-1-0	7-6-2	2-4-0	10-1-0	7-8-1	DNP	0-0-0
MARITIME	12/16/17	88-67	w	18-1-3	14-2-0	6-7-0	10-9-0	4-5-0	0-0-0	6-4-0
at Saint Peter's	12/23/17	68-71	L	2-3-4	3-2-2	5-1-0	DNP	5-3-1	DNP	4-6-2
at Sacred Heart	12/29/17	73-68	w	11-3-3	3-0-2	0-0-0	4-2-0	0-5-0	DNP	10-4-0
WAGNER	12/31/17	82-75	w	4-5-1	3-2-0	6-2-0	16-2-1	7-4-0	DNP	4-2-0
at Robert Morris	01/04/18	79-80	L	9-2-1	2-0-0	0-0-0	13-3-0	7-6-0	DNP	6-7-1
at SFU	1/6/18	87-91	L	22-3-0	10-1-1	DNP	10-1-0	10-2-1	DNP	7-2-4
CCSU	1/11/18	77-60	w	13-2-1	3-1-0	DNP	5-4-0	7-3-4	0-0-0	16-4-1
SACRED HEART	1/13/18	52-92	L	5-1-1	5-1-0	1-1-0	0-1-0	2-1-1	0-0-0	3-2-1
MOUNT	1/18/18	81-73	w	17-7-1	5-3-2	DNP	6-0-1	6-4-2	DNP	2-1-0
BRY	1/20/18	85-80	w	12-8-1	3-4-0	DNP	8-2-0	13-6-5	DNP	9-3-3
at Fairleigh Dickinson	01/25/18	76-70	w	9-1-0	11-2-1	DNP	0-2-2	10-5-0	DNP	7-3-0



Official Basketball Box Score — Game Totals — Final Statistics St. Francis Brooklyn vs Duquesne 11/11/17 5:30pm at A.J. Palumbo Center

SL Francis Brooklyn 70 = 0-1

		Total		3-Ptr		Rebounds								
#	Player	FG	FGA	FT	FTA	Off	Def	TP	PF	A	TO	BLK	STL	Min
11	NURSE, Josh	f	0-2	0-0	0-0	1	0	1	0	0	0	1	0	5
33	LASIC, Jago	f	1-4	0-1	2-2	2	6	8	3	4	1	1	1	22
00	DUNN, Rasheem	f	7-13	1-5	6-7	1	4	5	4	21	0	0	0	1
10	SANABRIA, Glenn	g	2-12	2-5	0-0	2	1	3	4	6	2	0	1	0
14	JORDAN, Jalen	g	5-10	2-5	2-2	2	3	5	2	14	2	2	0	0
02	HAWKINS, Chauncey	g	2-8	0-2	2-4	2	1	3	3	6	4	3	1	1
04	OLAFSSON, Gunnar	g	3-4	0-0	0-0	0	0	0	1	6	0	1	0	0
05	EVANS, Yaradyah	g	0-0	0-0	0-0	0	2	2	3	0	2	0	0	0
13	WILLIAMS, Kean	g	0-1	0-1	0-0	0	1	1	0	0	0	1	0	0
15	NICHOLAS, Josh	g	0-0	0-0	0-0	0	0	0	0	0	0	0	0	0
21	COSIC, Milija	g	2-6	0-0	0-0	2	2	4	3	4	1	1	0	1
23	PORTER, Darelle	g	4-5	0-0	1-1	1	1	2	3	9	1	0	0	1
Team						1	3	4			2			
Totals			26-65	5-19	13-16	14	24	38	26	70	13	12	3	5

FG % 1st Half: 11-29 37.9% 2nd half: 15-36 41.7% Game: 26-65 40.0%
3FG % 1st Half: 2-9 22.2% 2nd half: 4-10 40.0% Game: 3-19 26.3%
FT % 1st Half: 8-10 80.0% 2nd half: 5-6 83.3% Game: 13-16 81.3%

Duquesne 80 = 1-0

		Total		3-Ptr		Rebounds											
#	Player	FG	FGA	FG	FGA	FT	FTA	Off	Def	Tot	PF	TP	A	TO	BLK	STL	Min
02	JAMES, Eric	f	1-4	0-3	1-2	3	4	7	2	3	2	2	2	1	0	0	15
55	ROBINSON, Jordan	c	0-3	0-0	2-4	1	4	5	3	2	0	1	0	1	0	1	24
01	LEWIS II, Mike	a	2-13	0-9	9-9	1	2	3	3	13	0	1	0	0	0	0	37
03	SMITH, Tarin	g	6-11	0-4	6-8	1	2	3	1	18	3	2	1	1	1	1	35
04	CASTRO-CANEDDY, Re	g	8-15	2-5	4-6	1	1	2	1	22	1	1	0	4	3	37	
25	VERHOEVEN, Tydus		1-3	0-0	0-0	3	1	4	5	2	0	0	3	0	0	0	19
34	KRATHOLM, Nicholas		1-1	0-0	1-2	0	2	2	0	3	0	0	0	0	0	0	7
50	WILLIAMS JR, Eric		4-9	1-5	8-14	3	9	12	2	17	1	1	1	1	0	0	26
Team								5	3	8					1		
Totals			23-59		3-26		31-45	18	28	46	17	80	9	6	6	20	200
FG % 1st Half: 8-28		28.6%		2nd half: 15-31		31.45%		Game: 23-59		39.0%		Dueschel Rebounds 8					
3FG % 1st Half: 1-12		8.3%		2nd half: 1-14		14.3%		Game: 3-26		11.5%							
FT % 1st Half: 15-25		60.0%		2nd half: 16-20		80.0%		Game: 31-45		68.9%							

FG % 1st Half: 8-28 28.6% 2nd half: 15-31 48.4% Game: 23-59 39.0%
3FG % 1st Half: 1-12 8.3% 2nd half: 2-14 14.3% Game: 3-26 11.5%
FT % 1st Half: 15-23 65.2% 2nd half: 16-20 80.0% Game: 31-45 68.9%

Officials: Tim Corner, Brian Dorsey, JW Lucas

Technical fouls: St. Francis Brooklyn-None, Duquesne-None.

Attendance: 1833

Score by periods	1st	2nd	Total
St. Francis Brooklyn	32	38	70
Duquesne	32	48	80

Official Basketball Box Score — Game Totals — Final Statistics BRWN vs SL Francis Brooklyn 11/19/17 1:06 pm at Brooklyn Heights, NY

BRWN 74 = 2-1

#	Player	Total		3-Ptr		Rebounds		PF	TP	A	TO	BLK	STL	Min
		FG-FGA	FG-FGA	FT-FTA	FT-FTA	Off	Def							
02	Anderson, Brandon	* 6-12	2-5	7-8	0	4	4	3	21	3	8	0	1	32
05	Howard, Joshua	* 3-6	2-3	0-0	1	6	7	1	8	0	1	1	2	30
20	Hunsaker, Zach	* 5-10	0-4	5-5	0	7	7	3	15	4	3	0	1	32
24	Cambridge, Desmond	* 4-11	2-6	0-0	0	4	4	1	10	1	1	0	1	26
44	DeWolf, Matt	* 1-2	0-0	2-2	0	4	4	1	4	0	0	0	0	14
00	Massey, Jason	1-2	0-0	1-2	1	0	1	0	3	1	0	0	0	13
01	Fulker, Travis	2-4	0-1	2-3	0	2	2	3	6	0	0	0	0	20
04	Okolie, Obi	0-0	0-0	0-0	0	0	0	0	0	0	0	0	0	4
10	Erebar, David	0-0	0-0	0-0	0	0	0	0	0	0	0	0	0	0+
11	Sullivan, Chris	1-2	1-2	0-0	0	0	0	0	3	0	0	0	0	12
25	Choh, Tamenang	1-3	0-0	2-2	0	1	1	2	4	0	1	0	0	17
Team						1	2	3			2			
Totals		24-52	7-21	19-22	3	30	33	14	74	9	16	1	5	200
FG % 1st Half: 12-22		54.5%	2nd half: 12-30	40.0%	Games: 24-52		46.2%					Deadball		
3FG % 1st Half: 3-8		37.5%	2nd half: 4-13	30.8%	Games: 7-21		33.3%					Rebounds		
FT % 1st Half: 7-9		77.8%	2nd half: 12-13	92.3%	Games: 19-22		86.4%					0		

FG % 1st Half: 12-22 54.5% 2nd half: 12-30 40.0% Game: 24-52 46.2%
3FG % 1st Half: 3-8 37.5% 2nd half: 4-13 30.8% Game: 7-21 33.3%
FT % 1st Half: 7-9 77.8% 2nd half: 12-13 92.3% Game: 19-22 86.4%

St. Francis Brooklyn 77 = 1-2

00	DUNN, Rasheem	* 8-18	1-5	6-7	2	4	6	0	23	6	4	0	1	33		
10	SANABRIA, Glenn	* 3-6	1-4	2-6	0	4	4	3	9	1	0	0	1	20		
11	NURSE, Josh	* 0-0	0-0	0-0	0	1	1	1	0	0	1	0	0	4		
14	JORDAN, Jalen	* 8-15	6-11	0-1	2	2	4	2	22	0	4	0	1	37		
23	PORTER, Darelle	* 5-10	1-4	0-1	1	9	10	4	11	0	1	1	0	29		
02	HAWKINS, Chauncey		0-5	0-2	0	1	0	1	0	4	0	0	1	14		
04	OLAFSSON, Gunnar		1-2	0-0	0	0	0	0	2	0	0	0	0	5		
05	EVANS, Yaradyah		0-0	0-0	0	0	0	0	1	0	0	0	0	4		
15	NICHOLAS, Josh		3-3	1-1	1-2	1	2	3	2	8	1	0	0	1	18	
21	COSIC, Milija		0-2	0-0	0	0	1	1	1	0	0	1	0	0	18	
33	LASIC, Jago		1-1	0-0	0	0	3	3	3	2	0	1	1	1	18	
Team							1	2	3							
Totals			29-62	10-27	9-17		8	28	36	18	77	12	12	2	6	200
FG % 1st Half: 17-32		53.1%	2nd half: 12-30	40.0%	Game: 29-62		46.8%									Credited
3FG % 1st Half: 7-15		46.7%	2nd half: 3-12	25.0%	Game: 10-27		37.0%									Rebounds
FT % 1st Half: 1-2		50.0%	2nd half: 8-15	53.3%	Game: 9-17		52.9%									8

FG % 1st Half: 17-32 53.1% 2nd half: 12-30 40.0% Game: 29-62 46.8%
3FG % 1st Half: 7-15 46.7% 2nd half: 3-12 25.0% Game: 10-27 37.0%
FT % 1st Half: 1-2 50.0% 2nd half: 8-15 53.3% Game: 9-17 52.9%

Officials: Tom Courtney, Paul Fala, Steve Ruppenthal

Technical fouls: BRWN-None, St. Francis Brooklyn-None.

Attendance: 513

Score by periods	1st	2nd	Total
BRWN	34	40	74
St. Francis Brooklyn	42	35	77

Official Basketball Box Score — Game Totals — Final Statistics St. Francis Brooklyn vs Manhattan 11/15/17 7:03 pm at Riverdale, NY - Draddy Gymnasium

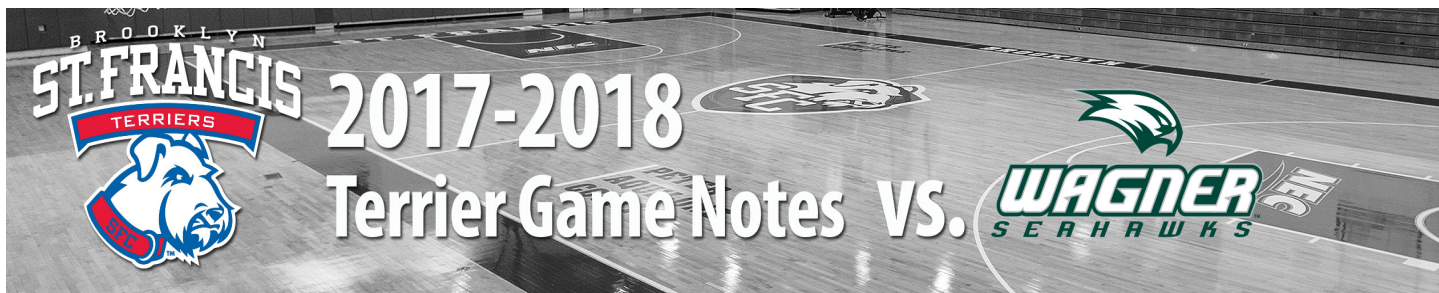
SL Francis Brooklyn 79 = 0-2

#	Player	Total			Rebounds			PF	TP	A	TO	BLK	STL	Min
		FG-FGA	FG-FGA	FT-FTA	Off	Def	Total							
13	WILLIAMS, Kean	f	1-2	1-2	0-1	0	0	0	2	3	0	0	0	15
33	LASIC, Jago	f	0-2	0-1	3-4	0	5	4	3	1	2	0	3	33
00	DUNN, Rasheem	g	4-8	1-3	4-6	0	2	2	5	13	1	1	1	20
10	SANABRIA, Glenn	g	4-11	2-8	3-5	1	2	3	2	13	3	1	0	41
14	JORDAN, Jalen	g	2-4	1-3	0-0	0	1	1	4	5	0	2	0	13
02	HAWKINS, Chauncey	f	1-5	0-3	0-0	0	1	1	5	2	0	3	0	17
06	EVANS, Yaradyah	f	2-4	2-4	0-0	1	1	2	3	6	0	2	0	12
15	NICHOLAS, Josh	f	4-7	3-5	1-3	2	3	5	3	12	6	2	0	31
21	COSIC, Milija	f	4-5	0-0	3-4	1	1	2	4	11	0	2	0	12
23	PORTER, Darelle	f	4-7	0-2	3-4	3	8	11	3	11	2	3	2	31
Team						0	0	0						
Totals			26-55	10-31	17-27	8	24	32	35	79	13	18	3	225

FG % 1st Half: 13-26 50.0% 2nd half: 10-29 41.7% OT: 3-5 60.0% Game: 26-55 47.2%
3FG % 1st Half: 8-16 50.0% 2nd half: 1-12 8.3% OT: 1-3 33.3% Game: 10-31 32.3%
FT % 1st Half: 4-8 50.0% 2nd half: 8-10 80.0% OT: 5-9 55.6% Game: 17-27 63.0%

Manhattan 80 = 1-0

Manhattan BU • 1-0															
#	Player	Total		3-Ptr		Rebounds		PF	TP	A	TO	BLK	STL	Min	
		FG-FGA	FG-FGA	FT-FTA	FT-FTA	Off	Def								
14	Crawford, Calvin	r	3-10	1-2	4-6	3	2	5	3	11	2	2	0	1	25
23	Williams, Rich		9-15	1-2	2-3	1	5	6	3	21	0	4	0	0	34
33	Paulicapp, Pauly	r	0-2	0-0	5-6	1	4	5	3	5	1	1	2	0	16
11	Walker Jr., Aaron	g	2-5	0-0	4-6	0	3	3	1	8	2	5	0	4	32
22	Capuano, Thomas	a	3-3	0-0	1-3	0	1	1	5	7	1	0	0	1	24
02	Strzala, Patrick		1-3	1-2	0-0	0	1	1	1	3	0	1	0	0	10
04	Turner, Xavier		5-9	0-2	6-8	1	2	3	3	16	2	2	0	1	35
04	Waterman, Zane		3-7	0-1	3-6	2	8	10	4	9	2	4	0	2	41
26	Ebube, Ebube		0-2	0-0	0-0	1	0	1	3	0	2	0	0	0	8
Team							2	2	4						
Totals			26-56	3-9	25-38	11	28	39	26	80	12	19	2	9	225
FG % 1st Half: 10-23 43.5%		2nd half: 12-26 46.2%		OT: 4-7 57.1%		Games: 26-56		46.4%		Deadball		Rebounds		7	
3FG % 1st Half: 1-3 33.3%		2nd half: 1-4 25.0%		OT: 1-2 50.0%		Games: 3-3		33.3%							
FT % 1st Half: 13-16 81.3%		2nd half: 8-14 57.1%		OT: 4-8 50.0%		Games: 25-38		65.8%							



Official Basketball Box Score — Game Totals — Final Statistics Denver vs St. Francis Brooklyn 11/25/17 4:00 PM at Alico Arena (Fort Myers, FL)

Denver 60 = 2-3

#	Player		Total		3-Ptr		Rebounds		PF	TP	A	TO	Bk	Sl	Min
			FG-FGA	FT-FTA	FG-FGA	FT-FTA	Off	Def							
00	Ade Murkey	*	0-4	0-1	2-4	1	7	8	2	2	1	1	2	0	31
02	Joe Rosga	*	2-11	2-6	4-4	2	5	7	2	10	1	3	0	0	34
06	Jake Pemberton	*	1-2	1-1	0-0	0	2	2	5	3	1	3	0	1	13
11	Jake Krafka	*	1-6	0-3	0-1	2	8	10	3	2	3	3	0	0	29
44	Daniel Amigo	*	10-14	0-1	4-6	7	9	16	3	24	0	4	0	0	25
03	Elvin Rodriguez		4-9	1-1	5-7	1	0	1	1	14	0	0	0	0	17
10	Jake Holtzmann		1-1	1-1	0-0	0	0	0	0	3	0	1	0	0	14
12	Luke Neff		0-1	0-1	0-0	0	2	2	0	0	0	0	0	0	10
24	Christian Mackey		1-1	0-0	0-0	0	4	4	0	2	0	2	0	0	11
32	Abiola Akintola		0-0	0-0	0-0	0	3	3	3	0	0	1	0	0	16
Team						1	0	1							
Totals			20-49	5-15	15-22	14	40	54	19	60	6	18	2	1	200

FG % 1st Half: 8-27 29.6% 2nd half: 12-22 54.5% Game: 20-49 40.8%
 3FG % 1st Half: 3-12 25.0% 2nd half: 2-3 66.7% Game: 5-15 33.3%
 FT % 1st Half: 9-11 81.8% 2nd half: 6-11 54.5% Game: 15-22 68.2%

Deobell
Rebounds
4

St. Francis Brooklyn 50 = 1-4

#	Player	Total		3-Ptr		Rebounds		PF	TP	A	TO	Bk	Sl	Min
		FG-FGA	FT-FTA	FG-FGA	FT-FTA	Off	Def							
00	DUNN, Rasheem	* 2-11	1-6	4-4	1 5 6	1	9	2	1	0	1	1	30	
10	SANABRIA, Glenn	* 2-9	2-8	0-0	1 0 1	0	6	0	0	0	0	0	23	
11	MURSE, Josh	* 2-7	1-3	4-4	0 3 3	1	9	0	1	0	1	31		
23	PORTER, Darelle	* 2-8	0-4	3-4	2 4 6	3	7	0	1	0	2	31		
33	LASIC, Jago	* 0-0	0-0	3-3	0 0 0	3	3	0	0	0	1	8		
02	HAWKINS, Chauncey	* 1-8	0-5	0-0	0 2 2	2	2	0	0	0	0	14		
06	EVANS, Yaradyah	* 1-3	1-2	0-0	0 1 1	2	3	0	0	0	0	9		
15	NICHOLAS, Josh	* 2-9	1-4	0-0	1 0 1	2	5	0	0	0	0	22		
20	JOHNSON, Cori	* 0-1	0-0	0-0	0 1 1	2	0	0	1	1	0	6		
21	COSIC, Milija	* 0-0	0-0	6-8	0 0 0	4	6	1	0	0	0	26		
Team					2 2 4						1			
Totals		12-56	6-32	20-23	7 18 25	20	50	5	5	1	5	200		

FG % 1st Half: 6-30 20.0% 2nd half: 6-26 23.1% Game: 12-56 21.4%
 3FG % 1st Half: 3-12 25.0% 2nd half: 1-2 50.0% Game: 4-21 19.0%
 FT % 1st Half: 12-13 92.3% 2nd half: 8-10 80.0% Game: 20-23 87.0%

Deobell
Rebounds
0

Officials: John Hampton (R), Jesse Nieves, John Dillon
 Technical fouls: Denver-None, St. Francis Brooklyn-None.
 Attendance: 202
 Homecourt Suites FGCU Shootout: Game 3

Score by periods	1st	2nd	Total
Denver	28	32	60
St. Francis Brooklyn	29	21	50

Official Basketball Box Score — Game Totals — Final Statistics St. Francis Brooklyn vs FGCU 11/26/17 6:00 PM at Alico Arena (Fort Myers, FL)

St. Francis Brooklyn 51 = 1-5

#	Player		Total		3-Ptr		Rebounds		PF	TP	A	TO	Bk	Sl	Min
			FG-FGA	FT-FTA	FG-FGA	FT-FTA	Off	Def							
00	DUNN, Rasheem	*	5-11	0-3	0-0	0	2	2	1	10	1	3	0	1	29
10	SANABRIA, Glenn	*	1-6	0-0	0-0	0	1	1	1	2	0	0	0	1	22
11	MURSE, Josh	*	1-1	0-0	1-2	1	4	5	4	3	2	2	1	0	22
14	JORDAN, Jalen	*	3-8	2-5	1-2	0	1	1	0	9	0	1	0	0	28
33	LASIC, Jago	*	0-1	0-0	0-0	0	1	1	0	0	0	1	0	0	4
02	HAWKINS, Chauncey		0-1	0-1	1-3	0	1	1	2	1	1	0	0	0	15
04	OLAFSSON, Gunnar		1-1	0-0	0-0	0	1	1	1	2	0	1	0	0	4
05	EVANS, Yaradyah		1-4	0-2	2-3	0	4	4	1	4	0	1	0	0	20
13	WILLIAMS, Keon		0-1	0-1	1-2	0	1	1	0	1	0	0	0	0	6
15	NICHOLAS, Josh		2-5	0-2	0-0	0	0	0	1	4	0	0	1	1	17
20	JOHNSON, Cori		3-7	0-0	2-4	1	3	4	1	8	0	1	0	1	18
23	PORTER, Darelle		2-6	2-4	1-2	1	1	2	5	7	0	2	1	2	13
24	HARRIS, Sam		0-0	0-0	0-0	0	0	0	0	0	0	0	0	0	1
40	BECKFORD, Bryant		0-0	0-0	0-0	0	0	0	0	0	0	0	0	0	1
Team						1	2	3							
Totals			19-52	4-21	9-18	4	22	26	17	51	5	14	3	6	200

FG % 1st Half: 7-26 26.9% 2nd half: 12-26 46.2% Game: 19-52 36.5%
 3FG % 1st Half: 0-11 0.0% 2nd half: 4-10 40.0% Game: 4-21 19.0%
 FT % 1st Half: 4-7 57.1% 2nd half: 9-11 81.8% Game: 9-18 50.0%

Deobell
Rebounds
7

FGCU 75 = 5-2

#	Player	Total		3-Ptr		Rebounds		PF	TP	A	TO	Bk	Sl	Min
		FG-FGA	FT-FTA	FG-FGA	FT-FTA	Off	Def							
00	GOODWIN, Brandon	* 2-13	1-4	0-0	0 4 4	1	5	2	2	0	0	0	27	
05	JOHNSON, Zach	* 3-12	0-1	2-2	0 4 4	0	8	3	1	0	3	28		
11	TERRELL, Christian	* 7-10	2-2	4-4	1 2 3	0	20	0	2	0	0	0	30	
13	SCOTT Jr, RaySean	* 3-3	0-0	1-1	2 0 10	2	7	2	0	1	0	19		
16	DOYLE, Ricky	* 5-7	0-0	0-0	1 1 2	3	10	3	1	0	1	18		
02	KO, Joshua	* 0-1	0-0	0-0	0 0 0	0	0	0	0	0	0	0	4	
08	ROGERS, Darnell	* 1-2	0-0	1-2	0 0 1	3	1	3	1	0	0	0	12	
20	McADOO, Ryan	* 0-0	0-0	0-2	0 1 1	0	0	0	0	1	0	0	2	
23	ERNST, Brady	* 0-1	0-0	3-4	0 0 0	1	3	0	0	0	0	0	19	
23	CARLYLE, Christian	* 1-3	0-0	2-2	0 3 3	3	4	2	0	0	0	0	19	
32	SIMMONS, Antravious	* 7-9	0-0	1-2	4 3 7	4	15	2	1	0	0	0	20	
33	MAHONEY, Dolan	* 0-0	0-0	0-0	0 0 0	0	0	0	0	0	0	0	2	
Team					4 3 9									
Totals		29-61	3-7	14-19	12 31 43	15	75	15	11	1	4	200		

FG % 1st Half: 15-33 45.5% 2nd half: 14-28 50.0% Game: 29-61 47.5%
 3FG % 1st Half: 3-12 25.0% 2nd half: 1-7 14.3% Game: 4-19 21.1%
 FT % 1st Half: 3-4 75.0% 2nd half: 11-15 73.3% Game: 14-19 73.7%

Deobell
Rebounds
8

Officials: Landon Brandes (R), Steven Anderson, Andy Nay
 Technical fouls: St. Francis Brooklyn-None, FGCU-None.
 Attendance: 2929
 Homecourt Suites FGCU Shootout: Game 6
 FGCU Ranked #13 In CollegeInsider.com Top 25

Score by periods	1st	2nd	Total
St. Francis Brooklyn	18	33	51
FGCU	35	40	75

Official Basketball Box Score — Game Totals — Final Statistics CNR-MBB vs St. Francis Brooklyn 11/30/17 7:03 p.m. at Brooklyn Heights, NY (Pope P.J. Center)

CNR-MBB 79 = 1-6

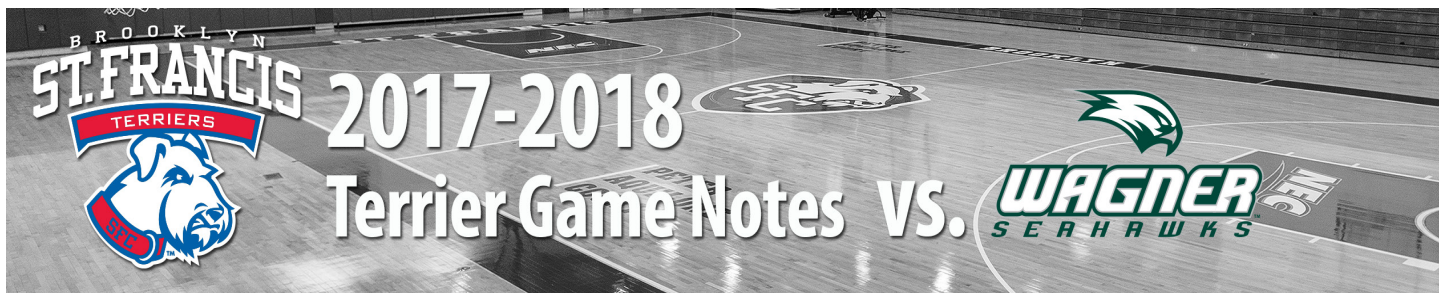
#	Player		Total		3-Ptr		Rebounds				PF	TP	A	TO	Bk	Sl	Min
			FG	FGA	FG	FGA	FT	FTA	Off	Def							
03	Elijah Harris	*	8-19	4-9	7-8	0	6	6	2	27	2	4	0	0	0	39	
10	Glen O'Loughlin	*	1-2	0-1	0-0	1	1	2	1	2	0	1	0	0	0	9	
12	Hunter Schenkel	*	6-18	5-12	0-1	1	3	4	5	17	1	1	2	1	0	36	
15	Kobe Telford	*	1-2	1-1	1-2	2	4	6	2	4	1	2	0	1	0	20	
33	Matthew Dean	*	1-11	0-0	3-4	1	4	2	2	2	1	1	0	0	0	28	
04	Jaylin Gray	*	3-5	0-1	10-13	0	2	2	4	16	2	1	0	1	0	21	
06	Nyke Sallee Jr	*	0-0	0-0	0-0	0	0	0	0	0	0	0	0	0	0	0	
13	Dante Pulido	*	1-1	0-0	0-0	0	0	0	0	5	2	1	1	0	0	8	
21	Sekou Sangare	*	0-2	0-0	0-0	1	0	1	0	0	0	0	0	0	0	0	
23	Chase Rosato	*	0-0	0-0	0-0	0	0	0	0	0	0	0	0	0	0	0	
32	Austin Rivera	*	4-10	0-2	1-1	3	2	5	2	9	0	0	0	0	0	34	
44	Anthony Turnbow	*	0-0	0-0	0-0	0	0	0	0	0	0	0	0	0	0	1	
50	Elijah Robinson	*	0-0	0-0	0-0	0	0	0	0	0	0	0	1	0	0	3	
Team						1	5	6									
Totals			25-70	10-32	19-25	12	24	36	23	79	9	11	5	4	200		

FG % 1st Half: 10-35 28.6% 2nd half: 15-35 42.9% Game: 25-70 35.7%
 3FG % 1st Half: 3-16 18.8% 2nd half: 7-16 43.8% Game: 10-32 31.3%
 FT % 1st Half: 8-9 88.9% 2nd half: 11-16 68.8% Game: 19-25 76.0%

Deobell
Rebounds
4

St. Francis Brooklyn 104 = 2-5

#	Player	Total		3-Ptr		Rebounds		PF	TP	A	TO	Bk	Sl	Min
		FG-FGA	FT-FTA	FG-FGA	FT-FTA	Off	Def							
02	HAWKINS, Chauncey	* 5-13	1-6	7-9	0 0 0	1	18	6	2	0	1	32		
10	SANABRIA, Glenn	* 8-15	3-7	0-0	2 5 7	3	19	7	1	1	1	29		
11	MURSE, Josh	* 1-2	0-0	0-0	1 4 5	2	2	0	0	0	0	10		
16	JORDAN, Jalen	* 6-13	4-9	2-2	2 3 5	2	18	2	0	0	0	20		
33	LASIC, Jago	* 0-0	0-0	0-0	0 1 1	0	0	0	2	0	0	1		
04	OLAFSSON, Gunnar	* 2-4	0-1	0-0	4 3 7	2	4	0	1	0	0	22		
06	EVANS, Yaradyah	* 0-0	0-0	1-2	0 2 2	0	1	1	0	1	1	9		
13	WILLIAMS, Keon	* 2-5	0-2	2-2	0 2 2	1	5	0	0	0	0	7		
15	NIKHOLAS, Josh	* 3-10	1-5	0-1	1 4 4	0	0	0	1	1	1	16		
20	JOHNSON, Cori	* 2-5	0-0	2-2	4 2 6	3	6	2	2	1	0	9		
21	COSTIC, Milija	* 6-12	0-1	4-4	6 2 8	0	16	1	1	0	1	19		
23	PORTER, Darelle	* 2-5	1-1	0-0	3 7 10	0	9	0	0	0	2	14		
44	HARRIS, Kevin	* 0-1	0-0	0-0	0 0 0	1	0	0	0	0	0	2		
40	BECKFORD, Bryant	* 1-1	0-0	0-0	0 0 0	0	2	0	0	0	0	2		
Totals					4 1 5									



Official Basketball Box Score — Game Totals — Final Statistics St. Francis Brooklyn vs Fordham 12/09/17 3:15 PM at Bronx, N.Y. - Rose Hill Gym

St. Francis Brooklyn 68 = 2-7

#	Player	Total		3-Ptr		Rebounds		PF	TP	A	TO	BLK	STL	Min
		FG-FGA	FG-FGA	FT-FTA	FT-FTA	Off	Def							
11	NURSE, Josh	1	0-1	0-0	0-0	0	0	0	1	0	1	0	0	8
13	WILLIAMS, Keon	1	0-0	0-0	1-2	0	1	1	1	0	0	0	1	17
21	COSIC, Milija	1	0-4	0-3	0-0	1	4	5	1	0	0	2	0	14
00	DUNN, Rasheem	9	8-14	1-3	5-7	1	3	4	1	22	4	3	0	30
14	JORDAN, Jalen	9	5-8	3-5	5-7	0	1	1	1	18	2	2	0	28
02	HAWKINS, Chauncey	9	3-4	1-2	0-0	0	2	2	3	7	3	2	0	31
06	EVANS, Yaradyah	9	1-2	0-0	0-0	0	1	1	2	2	0	4	0	11
15	NICHOLAS, Josh	4	4-6	3-3	0-0	1	2	3	2	11	1	1	0	24
28	PORTER, Darelle	3	0-7	0-2	0-0	1	5	6	3	0	2	1	0	22
33	LASIC, Jago	3	3-5	1-2	0-0	1	0	1	3	7	0	1	0	15
Team						0	5	5						
Totals		24-51	9-20	11-16	5-24	29	18	68	13	18	0	7	200	

FG % 1st Half: 7-23 30.4% 2nd half: 17-28 60.7% Games: 24-51 47.1%
3FG % 1st Half: 3-7 42.9% 2nd half: 6-13 46.2% Games: 9-20 45.0%
FT % 1st Half: 8-12 66.7% 2nd half: 3-4 75.0% Games: 11-16 68.8%

Fordham 76 = 4-5

#	Player	Total		3-Ptr		Rebounds		PF	TP	A	TO	BLK	STL	Min
		FG-FGA	FG-FGA	FT-FTA	FT-FTA	Off	Def							
20	RAUT, Ivan	1	1-4	0-2	0-0	0	2	2	0	2	0	0	0	15
24	SLANINA, Prokop	1	7-10	0-2	4-4	5	4	9	4	18	1	1	2	34
0	TAVARES, Will	9	9-14	1-3	2-4	1	5	6	3	21	1	5	0	37
06	EVANS, Tre	9	2-6	0-2	0-0	0	4	4	2	4	2	1	0	22
12	CHARLOUNY, Joseph	9	5-15	1-6	8-9	0	3	3	1	19	6	3	0	35
02	SANCHEZ, Thomas	9	0-0	0-0	0-0	0	0	0	0	0	0	0	0	0+
16	HAVSA, Cavit	9	0-2	0-2	0-0	0	0	0	0	0	1	0	0	14
23	HICKS, Perris	9	1-2	0-0	0-0	1	2	3	2	2	0	0	0	23
30	PEKAREK, David	9	3-6	3-5	1-3	3	5	8	2	10	3	2	1	20
Team						0	0	0						
Totals		28-59	5-22	15-20	10	25	35	14	76	14	12	3	13	200

FG % 1st Half: 13-28 46.4% 2nd half: 15-31 48.4% Games: 28-59 47.5%
3FG % 1st Half: 3-11 27.3% 2nd half: 2-11 18.2% Games: 5-22 22.7%
FT % 1st Half: 6-7 85.7% 2nd half: 9-13 69.2% Games: 15-20 75.0%

Officials: Andrew Marotta, Michael Lucio, Jeff Nichols
Technical fouls: St. Francis Brooklyn-None, Fordham-None.
Attendance: 1578

Score by periods	1st	2nd	Total
St. Francis Brooklyn	25	43	68
Fordham	35	41	76

Official Basketball Box Score — Game Totals — Final Statistics ARMY vs St. Francis Brooklyn 12/12/17 7:00 pm at Brooklyn, NY (Pope P.E. Center)

ARMY 76 = 6-4

#	Player	Total		3-Ptr		Rebounds		PF	TP	A	TO	BLK	STL	Min
		FG-FGA	FG-FGA	FT-FTA	FT-FTA	Off	Def							
26	Morrison, Luke	1	2-4	1-2	0-0	1	3	4	2	5	1	0	0	18
14	Wilson, Matt	1	3-4	0-0	1-2	1	1	2	2	7	0	1	0	17
01	Fox, Jordan	9	4-12	2-7	0-0	0	1	1	2	10	5	4	0	30
03	Funk, Tommy	9	2-6	0-1	0-1	1	3	4	1	4	9	4	0	28
00	Kessler, Jacob	9	2-2	0-0	0-1	2	3	5	1	4	3	2	0	26
00	Thiombane, Babacar	9	0-1	0-0	0-0	0	1	1	1	0	0	0	1	4
11	Blackwell, Tucker	9	4-8	4-6	0-0	0	3	3	2	12	1	2	0	19
34	Miller, John	9	2-2	0-0	1-1	0	4	4	1	5	0	0	0	15
30	King, Alex	9	8-13	3-5	5-6	2	7	9	1	24	0	1	0	25
52	Emezie, John	9	2-6	1-2	0-1	1	1	2	5	5	2	3	0	18
Team						1	2	3						
Totals		29-58	11-23	7-12	9	29	38	18	76	21	19	1	8	200

FG % 1st Half: 17-36 47.2% 2nd half: 12-22 54.5% Games: 29-58 50.0%
3FG % 1st Half: 6-14 42.9% 2nd half: 5-9 55.6% Games: 11-23 47.8%
FT % 1st Half: 4-7 57.1% 2nd half: 3-5 60.0% Games: 7-12 58.3%

St. Francis Brooklyn 64 = 2-8

#	Player	Total		3-Ptr		Rebounds		PF	TP	A	TO	BLK	STL	Min
		FG-FGA	FG-FGA	FT-FTA	FT-FTA	Off	Def							
11	NURSE, Josh	1	1-1	0-0	0-0	1	2	3	4	2	1	1	0	10
13	WILLIAMS, Keon	1	0-2	0-2	1-2	0	2	2	4	1	1	2	0	1
21	COSIC, Milija	1	0-1	0-1	0-0	0	0	0	1	0	0	0	0	9
00	DUNN, Rasheem	9	3-7	0-4	4-6	0	3	3	2	10	2	1	0	21
14	JORDAN, Jalen	9	4-11	2-6	1-1	0	0	1	0	11	0	3	0	31
02	HAWKINS, Chauncey	9	4-10	1-3	5-5	1	2	3	1	14	1	4	0	31
06	EVANS, Yaradyah	9	0-0	0-0	0-0	0	0	0	0	0	0	0	0	1
15	NICHOLAS, Josh	9	3-8	1-3	0-0	2	4	6	1	7	2	2	0	27
20	JOHNSON, Cori	9	1-4	0-0	0-0	0	4	4	2	2	0	0	3	11
21	COSIC, Milija	9	4-8	0-0	2-4	0	1	1	1	10	0	0	1	16
28	PORTER, Darelle	9	2-4	0-1	3-4	2	6	8	2	7	1	2	1	21
Team						0	0	0						
Totals		22-56	4-20	16-22	7	24	31	18	64	8	16	5	10	200

FG % 1st Half: 10-30 33.3% 2nd half: 12-26 46.2% Games: 22-56 39.3%
3FG % 1st Half: 3-10 30.0% 2nd half: 3-10 30.0% Games: 6-20 30.0%
FT % 1st Half: 8-11 72.7% 2nd half: 8-11 72.7% Games: 16-22 72.7%

Officials: Rob Riley, Michael Nardone, Jeff Fox
Technical fouls: ARMY-None, St. Francis Brooklyn-None.
Attendance: 475

Score by periods	1st	2nd	Total
ARMY	44	32	76
St. Francis Brooklyn	30	34	64

Lead FG - ARMY 2nd-03:30, SFBK 2nd-03:10.
Largest lead - ARMY by 18 1st-02:25, SFBK None.
ARMY led for 36:05, SFBK led for 00:00. Game was tied for 01:56.

Points	In	Off	2nd	Fast	Bench
ARMY	30	14	7	0	46
SFBK	32	24	30	4	40

Score tied - 0 times.
Lead changed - 0 times.

Official Basketball Box Score — Game Totals — Final Statistics MARITIME vs St. Francis Brooklyn 12/16/17 4:00 p.m. at Brooklyn Heights, NY (Pope P.E. Center)

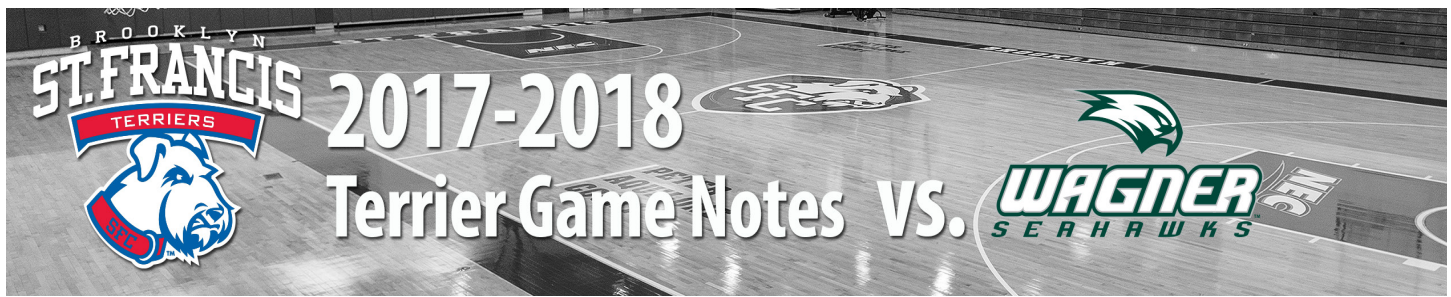
MARITIME 67 = 3-5

#	Player	Total		3-Ptr		Rebounds		PF	TP	A	TO	BLK	STL	Min
		FG-FGA	FG-FGA	FT-FTA	FT-FTA	Off	Def							
06	Hayes, Isaiah	1	5-11	0-2	7-11	1	11	12	3	17	2	3	5	37
34	MacDonald, Patrick	1	4-5	0-0	2-2	1	5	6	2	10	0	0	0	20
02	Walker, Michael	9	0-5	0-2	0-2	0	2	2	2	0	0	1	0	17
11	Licence, John	9	3-8	0-1	0-2	0	0	0	0	6	4	2	0	1
26	Whelan, Brennan	9	0-3	0-0	0-0	0	1	1	2	0	4	0	0	20
01	Raime, Josh	9	1-3	1-1	0-0	1	0	1	2	3	0	2	0	10
00	Bonner, James	9	3-5	0-1	0-0	0	3	3	2	6	1	0	0	9
04	Bonilla, Chezare	9	0-1	0-1	0-0	0	0	0	1	0	0	0	0	7
10	McGovern, Brendan	9	3-6	0-3	4-4	0	0	0	2	10	0	2	0	17
13	McTigue, Nick	9	2-2	2-2	0-0	0	2	2	3	6	0	1	0	9
14	Bradwaite, Jermaine	9	0-3	0-0	4-4	0	2	2	4	4	1	2	0	15
22	McQuail, Tim	9	0-0	0-0	0-0	0	3	3	2	0	1	2	0	9
24	Ruscillo, Chris	9	2-3	1-1	0-0	0	4	0	1	5	2	0	0	10
Team						1	4	5						
Totals		23-55	4-14	17-25	4	33	37	26	67	13	19	5	2	200

FG % 1st Half: 13-28 46.4% 2nd half: 10-27 37.0% Games: 23-55 41.8%
3FG % 1st Half: 0-5 0.0% 2nd half: 4-9 44.4% Games: 4-14 28.6%
FT % 1st Half: 8-9 88.9% 2nd half: 14-16 87.5% Games: 17-25 68.0%

St. Francis Brooklyn 88 = 3-6

#	Player	Total			3-Ptr		Rebounds		PF	TP	A	TO	BLK	STL	Min
		FG-FGA	FG-FGA	FT-FTA	Off	Def									
11	NURSE, Jordan	f	0-1	0-0	2-4	0	0	1	2	0	0	0	1	7	
14	JORDAN, Jalen	f	4-11	2-5	8-10	1	0	1	18	3	1	0	3	26	
30	LASIC, Jaqes	c	2-3	2-3	0-0	0	4	4	0	6	0	1	0	12	
00	DUNN, Rasheem	c	1-8	1-3	2-2	1	6	7	3	5	3	1	0	22	
00	SANABRIA, Glenn	g	4-7	1-3	0-2	0	2	2	9	3	3	0	1	24	
02	HAWKINS, Chauncey	g	4-8	0-0	3-3	1	2	3	11	2	0	1	2	22	
06	EVANS, Yaradyah		1-4	0-2	0-0	1	5	6	4	2	0	4	0	17	
15	NICHOLAS, Josh		2-7	2-2	4-7	2	0	2	3	14	0	0	1	22	
20	KEENE, Zeri		2-6	0-0	2-3	1	1	2	6	2	12	0	0	12	
31	COSTI, Milija		3-9	0-1	4-7	6	3	9	10	0	2	0	1	18	
28	PORTER, Darelle		2-3	0-0	0-0	2	3	5	4	0	1	1	0	14	
24	HARRIS, Sam		0-0	0-0	0-0	0	0	0	0	0	0	0	0	1	
40	BECKFORD, Bryant		0-0	0-0	1-2	0	1	1	1	0	0	0	0	3	
	Team				0	0	0	0							
Totals			27-67	8-19	26-41	17	33	50	25	88	11	15	5	14	200



Official Basketball Box Score — Game Totals — Final Statistics St. Francis Brooklyn vs Sacred Heart 12/29/17 3:30 PM at Fairfield, Conn. (Coach Bike Court)

St. Francis Brooklyn 73 = 4-9, 1-0 NEC

#	Player	Total		3-Ptr		Rebounds		PF	TP	A	TO	Bk	Sl	Min
		FG	FGA	FG	FGA	FT	FTA							
11	NURSE, Josh	2-3	0-0	0-0	1	1	2	3	4	1	1	0	0	11
33	LASIC, Jagos	4-10	2-4	0-0	1	3	4	1	10	0	0	0	0	31
00	DUNN, Rasheem	6-17	1-6	3-5	2	3	5	0	16	1	1	0	3	33
10	SANABRIA, Glenn	5-9	5-6	0-0	0	2	2	0	15	5	0	0	0	37
14	JORDAN, Jalen	4-8	3-5	0-0	0	3	3	1	11	3	1	0	1	36
02	HAWKINS, Chauncey	2-7	2-5	4-4	0	1	2	10	1	1	0	1	1	18
16	NICHOLAS, Josh	1-4	1-3	0-0	0	0	0	3	2	0	0	0	1	8
20	JOHNSON, Cori	0-0	0-0	0-0	0	0	0	0	0	0	0	0	0	1
21	COSIC, Milija	2-2	0-0	0-0	0	2	2	5	4	0	0	0	0	13
23	PORTER, Darelle	0-3	0-2	0-0	1	4	5	3	0	0	0	0	1	12
Team					2	2	4			2				
Totals		26-63	14-31	7-9	7	21	28	18	73	13	6	0	7	200

FG % 1st Half: 15-33 45.5% 2nd half: 11-30 36.7% Game: 26-63 41.3%
3FG % 1st Half: 7-16 43.8% 2nd half: 7-15 46.7% Game: 14-31 45.2%
FT % 1st Half: 2-3 66.7% 2nd half: 5-6 83.3% Game: 7-9 77.8%

Sacred Heart 68 = 5-9, 0-1 NEC

#	Player	Total		3-Ptr		Rebounds		PF	TP	A	TO	Bk	Sl	Min
		FG	FGA	FG	FGA	FT	FTA							
06	BARNETT, De'van	5-7	0-0	1-2	0	4	4	1	11	1	1	1	0	26
31	MATASOVIC, Mario	7-13	2-5	1-3	2	7	9	4	17	1	1	1	0	31
10	TUCKER, Charles	0-1	0-1	1-2	0	1	1	2	1	2	3	0	0	10
22	HOEHN, Sean	3-10	1-5	2-2	1	7	8	2	9	5	6	0	0	37
14	LAROSE, Kimmron	4-5	1-2	0-0	4	0	4	2	9	1	0	0	1	24
02	RADZ, Zach	4-9	1-5	2-2	1	5	6	0	11	0	1	0	0	24
04	WATSON, Alex	3-6	1-3	1-2	0	1	1	1	8	0	4	0	0	22
14	ROBINSON, Chris	1-6	0-4	0-1	5	4	9	2	2	0	0	0	1	19
21	ANOSIKE, E.J.	0-0	0-0	0-0	0	1	1	1	0	0	0	1	0	7
Team					0	2	2							
Totals		27-57	6-25	8-14	13	32	45	15	68	10	16	3	2	200

FG % 1st Half: 13-26 50.0% 2nd half: 14-31 45.2% Game: 27-57 47.4%
3FG % 1st Half: 2-8 25.0% 2nd half: 4-7 57.1% Game: 6-25 24.0%
FT % 1st Half: 3-7 42.9% 2nd half: 5-7 71.4% Game: 8-14 57.1%

Officials: Dennis Alacco (H), Thomas Regan (H), Martin Herrick (H)
Technical fouls: St. Francis Brooklyn-None. Sacred Heart-None.
Attendance: 262

Score by periods	1st	2nd	Total
St. Francis Brooklyn	39	34	73
Sacred Heart	31	37	68

Official Basketball Box Score — Game Totals — Final Statistics WAGNER vs St. Francis Brooklyn 12/31/17 1:05 p.m. at Brooklyn Heights, NY

WAGNER 75 = 8-5 (1-1 NEC)

#	Player	Total		3-Ptr		Rebounds		PF	TP	A	TO	Bk	Sl	Min
		FG	FGA	FG	FGA	FT	FTA							
00	JACKSON, Nigel	0-1	0-1	0-0	0	0	0	3	0	1	1	0	0	12
04	SUMBRY, AJ	0-0	0-0	2-6	0	3	3	3	2	2	3	0	0	19
10	FRANCIS, Blake	7-12	3-7	6-7	0	1	1	4	23	0	3	0	0	40
02	COOPER, JoJo	6-11	1-2	3-4	0	12	12	5	16	4	4	0	0	37
11	SAUNDERS, Romone	5-11	2-5	2-3	0	1	1	4	14	1	1	0	0	27
01	SCOTT, Shack	1-1	0-0	0-0	0	0	0	4	2	0	3	0	0	9
12	PLUMMER, Tyler	0-0	0-0	0-0	0	0	0	0	0	0	0	0	0	0+
02	FREEMAN, Chase	2-2	0-0	0-0	1	2	3	0	4	2	1	0	0	16
16	BROWN, Jamar	0-0	0-0	1-2	1	0	1	3	1	0	0	0	0	3
21	DAVIS, Elijah	3-6	0-2	7-10	1	2	3	4	13	0	2	1	0	20
24	LIGGEONS, Devin	0-2	0-1	0-0	1	2	3	2	0	1	2	0	2	17
Team					1	1	2							
Totals		24-46	6-18	21-32	5	24	29	32	75	10	20	5	2	200

FG % 1st Half: 11-21 52.4% 2nd half: 13-25 52.0% Game: 24-46 52.2%
3FG % 1st Half: 2-7 28.6% 2nd half: 4-11 36.4% Game: 6-18 33.3%
FT % 1st Half: 7-12 58.3% 2nd half: 14-20 70.0% Game: 21-32 65.6%

St. Francis Brooklyn 82 = 5-9 (2-0 NEC)

#	Player	Total		3-Ptr		Rebounds		PF	TP	A	TO	Bk	Sl	Min
		FG	FGA	FG	FGA	FT	FTA							
11	NURSE, Josh	0-4	0-0	0-0	1	0	1	1	0	0	1	0	0	7
14	JORDAN, Jalen	1-2	0-0	2-2	2	3	5	2	4	1	0	0	0	27
33	LASIC, Jagos	2-3	0-1	0-0	2	0	2	4	4	0	1	0	1	13
00	DUNN, Rasheem	5-16	2-4	10-12	1	6	7	4	22	1	0	0	2	31
10	SANABRIA, Glenn	5-10	1-3	5-5	1	5	6	4	16	4	1	0	3	36
02	HAWKINS, Chauncey	0-4	0-0	4-8	0	1	1	2	4	2	2	0	2	25
16	NICHOLAS, Josh	1-4	1-3	0-0	0	2	2	4	3	0	2	0	0	15
20	JOHNSON, Cori	2-3	0-0	2-3	2	0	2	2	6	0	0	0	0	5
21	COSIC, Milija	6-10	1-1	3-4	1	1	2	3	16	1	3	0	0	24
23	PORTER, Darelle	3-5	0-1	1-2	2	2	4	1	7	0	1	0	0	17
Team					3	3	6			1				
Totals		25-61	5-13	27-36	15	23	38	27	82	9	12	0	8	200

FG % 1st Half: 10-34 29.4% 2nd half: 15-27 55.6% Game: 25-61 41.0%
3FG % 1st Half: 2-7 28.6% 2nd half: 2-6 33.3% Game: 5-13 38.5%
FT % 1st Half: 7-11 63.6% 2nd half: 20-25 80.0% Game: 27-36 75.0%

Officials: Ed Corbett, Brandon Cruz, Dwayne Gladden
Technical fouls: WAGNER-DAVIS, Elijah. St. Francis Brooklyn-DUNN, Rasheem.
Attendance: 407

Score by periods	1st	2nd	Total
WAGNER	31	44	75
St. Francis Brooklyn	29	53	82

Official Basketball Box Score — Game Totals — Final Statistics St. Francis Brooklyn vs Robert Morris 01/04/18 7:00 p.m. at Pittsburgh, Pa. / A.J. Palumbo Center

St. Francis Brooklyn 79 = 5-10 / 2-1 NEC

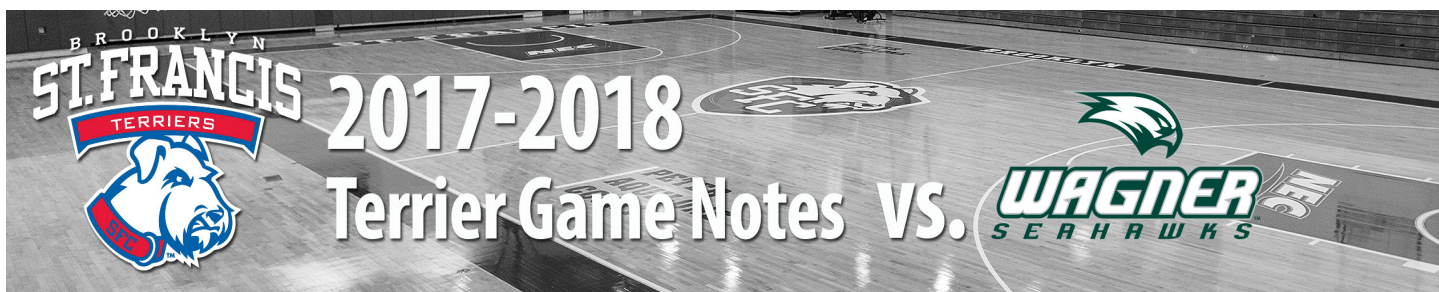
#	Player	Total		3-Ptr		Rebounds		PF	TP	A	TO	Bk	Sl	Min
		FG	FGA	FG	FGA	FT	FTA							
11	NURSE, Josh	2-3	0-0	0-0	1	0	1	1	4	0	1	0	0	7
33	LASIC, Jagos	3-7	0-1	0-0	3	4	7	4	6	1	0	0	0	20
00	DUNN, Rasheem	7-22	0-7	3-4	1	9	10	2	17	0	2	0	1	41
10	SANABRIA, Glenn	5-13	2-5	0-0	2	3	5	4	12	4	3	0	0	33
14	JORDAN, Jalen	3-7	2-3	1-1	1	1	2	2	9	1	3	0	1	30
02	HAWKINS, Chauncey	3-7	2-4	1-1	0	2	2	2	9	1	5	0	2	20
06	EVANS, Yaradyah	0-0	0-0	0-0	0	0	0	0	0	0	0	0	0	3
15	NICHOLAS, Josh	1-3	0-2	0-0	0	0	0	3	2	0	1	0	1	19
20	JOHNSON, Cori	0-0	0-0	0-0	0	0	0	0	0	0	0	0	0	1
21	COSIC, Milija	4-5	3-3	2-3	0	3	3	3	13	0	2	0	0	31
23	PORTER, Darelle	2-4	1-3	2-2	1	5	6	4	7	0	0	0	1	20
Team					1	0	1							
Totals		30-71	10-28	9-11	10	27	37	25	79	7	17	0	6	225

FG % 1st Half: 12-29 41.4% 2nd half: 13-33 39.4% OT: 5-9 55.6% Games: 30-71 42.3%
3FG % 1st Half: 2-9 22.2% 2nd half: 6-15 40.0% OT: 2-4 50.0% Games: 10-28 35.7%
FT % 1st Half: 5-6 83.3% 2nd half: 3-3 100.0% OT: 1-2 50.0% Games: 9-11 81.8%

Robert Morris 80 = 9-7 / 3-0 NEC

#	Player	Total		3-Ptr		Rebounds		PF	TP	A	TO	Bk	Sl	Min
		FG	FGA	FG	FGA	FT	FTA							
10	THOMAS, Koby	5-12	1-3	5-10	5	7	12	2	16	2	4	0	0	35
22	GOMBE, Ronnie	3-5	0-0	0-2	5	3	8	1	6	0	1	1	1	16
01	WILLIAMS, Jon	2-5	2-3	0-0	0	1	1	5	6	3	1	0	1	32
11	BURKE, Dachon	6-13	1-2	4-9	3	5	8	4	17	2	3	1	4	31
29	McDONNELL, Matty	5-12	0-3	3-3	0	6	6	2	13	2	2	2	4	39
02	COLE, David	0-0	0-0	0-0	0	0	0	2	0	0	0	0	0	6
03	WASHINGTON, Leondre	0-5	0-2	6-7	1	2	3	1	6	1	4	0	0	26
20	BAIN, Charles	3-5	1-1	4-6	1	2	3	1	11	0	0	0	0	17
24	COALMON, Chris	2-4	0-0	1-2	1	3	4	1	5	0	1	0	0	23
Team					1	3	4							
Totals		26-61	5-14	23-39	17	32	49	19	80	10	16	4	10	225

FG % 1st Half: 10-25 40.0% 2nd half: 11-26 42.3% OT: 5-9 55.6% Games: 26-61 42.3%
3FG % 1st Half: 2-8 25.0% 2nd half: 2-7 28.6% OT: 0-0 0.0% Games: 5-14 35.7%
FT % 1st Half: 10-15 66.7% 2nd half: 9-19 47.4% OT: 4-5 80.0% Games: 23-39 59.0%



Official Basketball Box Score -- Game Totals -- Final Statistics CCSU vs St. Francis Brooklyn 1/11/18 7:05 p.m. at Brooklyn Heights, NY (Pope P.E. Center)

CCSU 60 • 8-10 (1-4 NEC)

#	Player	Total		3-Ptr	Rebounds			PF	TP	A	TO	Blk	Stl	Min	
		FG-FGA	FG-FGA		FT-FTA	Off	Def								Tot
01	KOHL, Tyler	f	11-18	3-6	3-4	3	5	8	0	28	3	2	0	1	35
03	JONES, Mustafa	f	1-6	0-0	0-0	0	1	1	1	2	1	1	1	1	25
14	BUTE, Deion	c	4-5	0-0	6-6	3	1	4	4	14	1	6	1	1	23
05	BOWLES, Eric	g	0-1	0-0	0-0	1	1	2	3	0	0	2	0	2	25
10	NEHLS, Austin	g	0-3	0-1	1-2	0	3	3	3	1	1	1	0	0	17
00	KAY, Harrison		0-0	0-0	2-2	0	1	1	0	2	0	0	0	0	2
02	HICKS, Kashawn		1-6	1-4	0-0	2	1	3	1	3	0	0	0	0	12
13	BATISTE, Tyson		1-1	0-0	0-0	0	1	1	2	2	0	1	0	0	11
16	LANEY, Shakaris		1-2	0-0	0-0	0	1	1	1	2	2	0	0	2	19
21	HUGLEY, Joe		1-4	0-1	4-4	0	2	2	3	6	0	1	0	1	17
23	WILLIAMS, Talek		0-1	0-1	0-0	0	1	1	0	0	1	0	0	0	11
24	WILLIAMS, Chris		0-0	0-0	0-0	0	0	0	0	0	0	0	0	1	2
30	MARSHALL JR, Danyell		0-0	0-0	0-0	0	0	0	1	0	0	0	0	0	1
Team						3	1	4				2			
Totals			20-47	4-13	16-18	12	19	31	19	60	8	17	2	9	200

FG % 1st Half: 11-25 44.0% 2nd half: 9-22 40.9% Game: 20-47 42.6%
3FG % 1st Half: 2-5 40.0% 2nd half: 2-8 25.0% Game: 4-13 30.8%
FT % 1st Half: 5-5 100.0 2nd half: 11-13 84.6% Game: 16-18 88.9%

St. Francis Brooklyn 77 • 6-11 (3-2 NEC)

#	Player	Total		3-Ptr	Rebounds			PF	TP	A	TO	Blk	Stl	Min	
		FG-FGA	FGA	FT-FTA	Off	Def	Total								
11	NURSE, Josh	f	0-2	0-0	0-0	3	0	3	0	4	1	1	0	11	
33	LASIC, Jago	f	5-8	4-5	2-2	1	3	4	3	16	1	2	0	29	
00	DUNN, Rasheem	a	7-15	5-13	2-3	0	4	4	3	21	4	1	0	37	
10	SANABRIA, Glenn	g	1-6	1-5	3-6	1	3	4	1	6	3	1	0	25	
14	JORDAN, Jalen	a	5-11	3-6	0-0	0	2	2	1	13	1	2	0	28	
02	HAWKINS, Chauncey		1-4	1-4	2-3	1	2	3	3	5	1	3	0	21	
04	OLAFSSON, Gunnar		0-0	0-0	0-0	0	0	0	0	0	0	0	0	1	
05	EVANS, Yaradyah		0-0	0-0	1-2	0	0	0	1	1	0	1	0	2	
16	NICHOLAS, Josh		1-2	1-1	0-0	1	0	1	1	3	0	1	0	9	
21	COSIC, Milija		2-2	0-0	1-1	3	1	4	4	5	0	1	1	18	
23	PORTER, Darelle		3-5	1-1	0-0	2	1	3	0	7	4	1	0	18	
24	HARRIS, Sam		0-0	0-0	0-0	0	0	0	0	0	0	0	0	1	
Team						2	1	3							
Totals			25-55	16-35	11-17	14	17	31	20	77	18	14	2	6	200

FG % 1st Half: 13-34 44.1% 2nd half: 10-21 47.6% Game: 23-33 43.5%
3FG % 1st Half: 9-20 45.0% 2nd half: 7-15 46.7% Game: 16-25 45.7%
FT % 1st Half: 4-8 50.0% 2nd half: 7-9 77.8% Game: 11-17 64.7%

Officials: Donnie Eppley, Dwayne Games, Kevin Harrington
Technical Fouls: CCSU-None, St. Francis Brooklyn-None.
Attendance: 364

Official Basketball Box Score -- Game Totals -- Final Statistics Sacred Heart vs St. Francis Brooklyn 1/13/18 4:00 pm at Brooklyn Heights, NY (Pope P.E. Center)

Sacred Heart 92 • 7-12, (2-4 NEC)

#	Player	Total		3-Ptr	Rebounds		PF	TP	A	TO	Blk	Stl	Min		
		FG-FGA	FG-FGA	FT-FTA	Off Def	Tot									
05	BARNETT, De'von	f	5-7	0-0	4-4	0	12	12	2	14	3	2	0	0	27
21	LOPEZ, Joseph	f	3-10	0-0	3-5	3	6	9	4	9	0	3	0	0	16
31	MATASOVIC, Mario	f	6-7	0-0	2-2	2	4	2	1	7	0	2	0	2	23
10	TUCKER, Charles	g	3-4	0-0	4-5	0	2	2	10	2	3	0	0	24	
22	HOEHN, Sean	g	4-8	4-7	2-2	1	2	3	14	3	1	0	1	27	
02	RADZ, Zach		0-2	0-1	2-2	0	4	4	2	2	2	0	0	20	
04	WATSON, Alex		0-1	0-0	0-0	0	0	0	1	0	1	0	0	6	
11	MARTIN, Jacee		0-1	0-1	0-0	0	0	0	1	0	2	0	0	4	
13	LAROSE, Cavan		0-0	0-0	0-0	0	0	0	1	0	0	0	0	4	
14	ROBINSON, Chris		2-4	0-1	1-1	1	2	3	5	0	0	0	0	5	
24	ANOSIKE, E.J.		4-6	0-0	4-5	3	7	10	2	12	1	5	2	2	23
30	LAROSE, Kinnon		4-5	4-5	0-0	2	2	4	2	12	1	0	1	0	21
Team						0	0	0							
Totals			31-55	8-15	22-26	12	39	51	23	92	15	18	3	3	200
FG % 1st Half: 14-26 53.8% 2nd half: 17-29 58.6% Game: 31-55 56.4% Deads															
3FG % 1st Half: 2-5 40.0% 2nd half: 6-10 60.0% Game: 8-15 53.3% Rebound															
FT % 1st Half: 2-2 100% 2nd half: 2-2 100% Game: 4-4 100%															

FG % 1st Half: 14-26 53.8% 2nd half: 17-29 58.6% Game: 31-55 56.4%
3FG % 1st Half: 2-5 40.0% 2nd half: 6-10 60.0% Game: 8-15 53.3%
FT % 1st Half: 17-20 85.0% 2nd half: 5-6 83.3% Game: 22-26 84.6%

St. Francis Brooklyn 52 • 6-12 (3-3 NEC)

#	Player	Total		3-Ptr		Rebounds		PF	TP	A	TO	Blk	Stl	Min	
		FG	FGA	FG	FTA	Off	Def								Tot
11	NURSE, Josh	r	1-3	0-0	1-2	1	1	2	1	3	1	0	1	0	9
33	LASIC, Jago		1-2	0-0	1-2	1	1	2	3	1	1	1	2	17	
00	DUNN, Rasheem		3-10	1-4	0-1	0	1	1	2	7	0	0	0	2	23
10	SANABRIA, Glenn	g	3-8	1-3	3-4	0	1	1	2	10	1	3	0	0	25
14	JORDAN, Jalen	g	1-5	0-0	3-3	0	1	1	1	5	1	0	0	0	21
02	HAWKINS, Chauncey		0-0	0-0	3-4	0	0	3	6	0	0	0	0	1	18
04	OLAFSSON, Gunnar		0-0	0-0	0-1	1	1	2	1	0	1	0	0	0	6
05	EVANS, Yaradyah		2-5	0-1	0-0	0	1	1	3	4	1	1	0	0	15
13	WILLIAMS, Keon		2-3	1-2	1-2	0	0	0	0	6	0	0	0	1	10
20	JOHNSON, Josh		1-8	0-2	3-4	0	1	1	2	5	0	0	1	0	24
10	JOHNSON, Cori		0-2	0-0	1-2	0	1	1	0	1	1	0	1	0	10
21	COSIC, Milija		0-1	0-0	0-0	0	1	1	4	0	0	1	0	1	8
23	PORTER, Darelle		1-2	0-1	0-0	0	1	1	3	2	1	1	0	0	10
24	HARRIS, Sam		0-0	0-0	0-0	0	0	0	0	0	0	0	0	2	2
40	BECKFORD, Bryant		0-0	0-0	0-0	0	1	1	0	0	0	0	0	0	1
Team						1	1	2							
Totals			16-55	3-13	17-25	4	16	20	23	52	7	8	3	7	200

FG % 1st Half: 6-29 20.7% 2nd half: 10-26 38.5% Game: 16-55 29.1%
3FG % 1st Half: 2-9 22.2% 2nd half: 1-4 25.0% Game: 3-13 23.1%
FT % 1st Half: 7-10 70.0% 2nd half: 10-15 66.7% Game: 17-25 68.0%

Officials: Doug Grant, Craig Lastres, Jeff Adams
Technical Fouls: Sacred Heart-None, St. Francis Brooklyn-None.
Attendance: 328

Score by periods	1st	2nd	Total
Sacred Heart	47	45	92
St. Francis Brooklyn	21	31	52

Last FG - SHU 2nd-03:02, SFBK 2nd-01:47.
Largest lead - SHU by 47 2nd-03:02, SFBK None.
SHU led for 39:28, SFBK led for 00:00, Game was tied for 00:32.

Score tied - 0 times.
Lead changed - 0 times.

Official Basketball Box Score -- Game Totals -- Final Statistics Sacred Heart vs St. Francis Brooklyn 1/13/18 4:00 pm at Brooklyn Heights, NY (Pope P.E. Center)

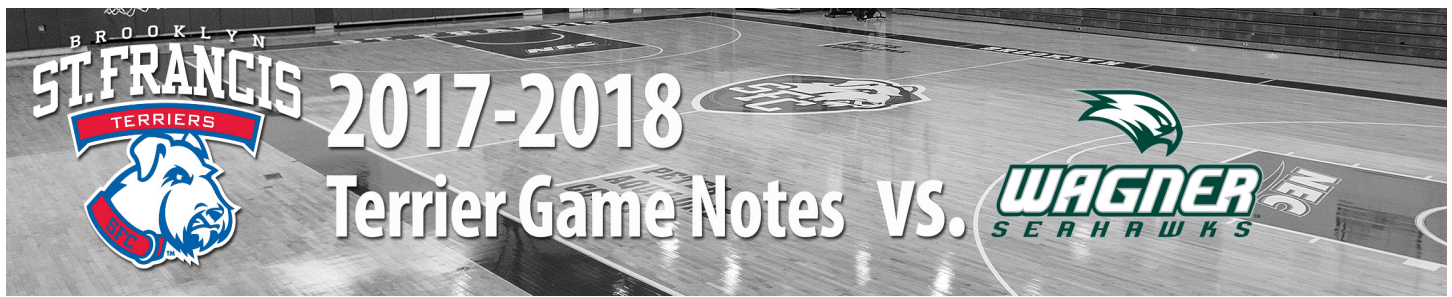
Sacred Heart 92 • 7-12, (2-4 NEC)

#	Player	Total	3-Ptr	Rebounds	Off	Def	TP	PF	A	TO	Blk	Stl	Min		
		FG	FGA	FT	FTA										
05	BARNETT, De'von	f	5-7	0-0	4-4	0	12	12	2	14	3	2	0	27	
21	LOPEZ, Joseph	f	3-10	0-0	3-5	3	6	9	4	9	0	3	0	16	
31	MATASOVIC, Mario	f	6-7	0-0	2-2	2	2	4	2	14	0	2	0	23	
10	TUCKER, Charles	f	3-4	0-0	4-5	0	2	2	2	10	2	3	0	24	
22	HOEHN, Sean	g	4-8	4-7	2-2	1	2	3	3	14	3	1	0	1	27
02	RADZ, Zach		0-2	0-1	2-2	0	4	4	2	2	2	2	0	20	
04	WATSON, Alex		0-1	0-0	0-0	0	1	1	0	1	0	0	0	6	
11	MARTIN, Jacee		0-1	0-1	0-0	0	0	0	1	0	2	0	0	4	
13	LAROSE, Cavan		0-0	0-0	0-0	0	0	0	1	0	0	0	0	4	
14	ROBINSON, Chris		2-4	0-1	1-1	1	2	3	1	5	0	0	0	5	
24	ANOSIKE, E.J.		4-6	0-0	4-5	3	7	10	2	12	1	5	2	2	23
30	LAROSE, Kinnon		4-5	4-5	0-0	2	2	4	2	12	1	0	1	0	21
Team						0	0	0							
			31-55	8-15	22-26	12	39	51	23	92	15	18	3	3	200

FG % 1st Half: 14-26 53.8% 2nd half: 17-29 58.6% Game: 31-55 56.4%
3FG % 1st Half: 2-5 40.0% 2nd half: 6-10 60.0% Game: 8-15 53.3%
FT % 1st Half: 17-20 85.0% 2nd half: 5-6 83.3% Game: 22-26 84.6%

St. Francis Brooklyn 52 • 6-12 (3-3 NEC)

#	Player	Total	3-Ptr	Rebounds	Off	Def	TP	PF	A	TO	Blk	Stl	Min
		FG	FGA	FT-FTA									
11	NURSE, Josh	f 1-3	0-0	1-2	1	1	2	1	3	1	0	1	0
33	LASIC, Jagos	f 1-2	0-0	1-2	1	1	2	2	3	1	1	1	2
00	DUNN, Rasheem	q 3-10	1-4	0-1	0	1	1	2	7	0	0	0	23
0	SANABRIA, Glenn	g 3-8	1-3	3-4	0	1	1	2	10	1	3	0	25
1	ORBAN, Jabo	g 1-5	0-0	3-3	1	1	1	2	5	0	0	0	21
02	HAWKINS, Chunney	1-6	0-0	4-4	0	3	3	2	6	0	0	0	1
04	OLAFSSON, Gunnar	0-0	0-0	0-1	1	1	2	1	0	1	0	0	18
05	EVANS, Yaradayah	2-5	0-1	0-0	0	1	1	3	4	1	1	0	15
13	WILLIAMS, Keon	2-3	1-2	1-2	0	0	0	0	6	0	0	0	10
15	NICHOLAS, Josh	1-8	0-2	3-4	0	1	1	2	5	0	0	0	10
20	JOHNSON, Cory	0-2	0-0	1-2	0	0	1	1	0	1	0	0	10
21	COSIC, Milija	0-1	0-0	0-0	0	1	1	4	0	0	1	0	1
23	PORTER, Darelle	1-2	0-1	0-0	0	0	1	3	2	1	1	0	10
24	HARRIS, Sam	0-0	0-0	0-0	0	1	0	0	0	0	0	0	2
40	BECKFORD, Bryant	0-0	0-0	0-0	0	1	1	0	0	0	0	0	2
	Team												
	Totals	16-55	3-13	17-25	4	16	20	23	52	7	8	3	7



Official Basketball Box Score -- Game Totals -- Final Statistics St. Francis Brooklyn vs Fairleigh Dickinson 01/25/18 7:00 PM at Hackensack, N.J. (Stratis Arena)

St. Francis Brooklyn 76 • 9-12, 6-3 NEC

#	Player	Total		3-Ptr		Rebounds		PF	TP	A	TO	Bk	St	Min
		FG-FGA	FG-FGA	FT-FTA	FT-FTA	Off	Def							
11	NURSE, Josh	0-1	0-0	1-2	1-2	0	0	0	3	1	0	0	0	8
33	LASIC, Jago	3-5	1-2	0-0	0-0	2	1	3	1	7	0	1	0	29
00	DUNN, Rasheem	7-17	2-6	2-3	2-4	6	1	18	6	1	0	2	33	33
10	SANABRIA, Glenn	2-6	0-3	0-2	1	3	4	3	4	2	1	1	1	27
14	JORDAN, Jalen	2-5	2-3	3-3	0	1	1	2	9	0	0	0	1	18
02	HAWKINS, Chauncey	4-6	2-3	6-8	0	2	2	3	16	3	0	0	1	19
16	NICHOLAS, Josh	4-7	3-4	0-0	1	1	2	11	1	2	0	0	0	23
21	COSIC, Milija	0-5	0-0	0-0	0	2	2	1	0	2	1	0	0	19
23	PORTER, Darelle	4-7	0-3	2-2	2	3	5	3	10	0	2	0	1	24
Team														
Totals		26-59	10-24	14-20	11	18	29	19	76	14	9	1	8	200

FG % 1st Half: 14-32 43.8% 2nd half: 12-27 44.4% Game: 26-59 44.1%
3FG % 1st Half: 8-14 57.1% 2nd half: 2-10 20.0% Game: 10-24 41.7%
FT % 1st Half: 1-3 33.3% 2nd half: 13-17 76.5% Game: 14-20 70.0%

Fairleigh Dickinson 70 • 6-14, 3-6 NEC

#	Player	Total		3-Ptr		Rebounds		PF	TP	A	TO	Bk	St	Min
		FG-FGA	FG-FGA	FT-FTA	FT-FTA	Off	Def							
06	MORGAN, Noah	1-6	0-3	2-2	1	5	6	2	4	1	1	1	0	24
12	BISHOP, Kaleb	5-7	1-2	2-2	4	6	10	4	13	0	6	0	0	31
34	HOLLOWAY Jr., Mike	4-9	0-0	6-7	3	6	9	4	14	2	4	3	0	36
01	EDGE, Darnell	6-11	1-4	5-5	1	1	2	3	18	2	2	0	0	35
03	JENKINS, Jahlid	5-11	3-7	4-6	0	1	1	2	17	2	3	0	1	34
00	JONES, Tyler	0-0	0-0	0-0	0	0	0	0	0	0	0	0	0	5
00	McNAMARA, Pat	0-0	0-0	0-0	0	1	1	0	0	0	1	0	0	7
13	SCHROBACK, Mike	0-1	0-1	0-0	0	0	0	0	0	0	0	0	0	2
14	WILLIAMS, Elijah	2-2	0-0	0-1	1	4	5	4	4	1	1	0	0	22
20	RHODEN, Dondre	0-0	0-0	0-0	0	0	0	0	0	0	0	1	0	3
24	BECKIR, Nadi	0-0	0-0	0-0	0	0	0	1	0	0	1	0	0	1
Team														
Totals		23-47	5-17	19-23	10	24	34	21	70	8	19	5	1	200

FG % 1st Half: 8-17 47.1% 2nd half: 15-30 50.0% Game: 23-47 48.9%
3FG % 1st Half: 0-6 0.0% 2nd half: 5-11 45.5% Game: 5-17 29.4%
FT % 1st Half: 14-15 93.3% 2nd half: 5-8 62.5% Game: 19-23 82.6%

Officials: Edward Corbett Jr., Paul Felix, Brandon Williams
Technical fouls: St. Francis Brooklyn-None. Fairleigh Dickinson-TEAM.

Attendance: 297
Technical foul on FDU head coach 2nd half - 15:10

Score by periods	1st	2nd	Total
St. Francis Brooklyn	37	39	76
Fairleigh Dickinson	30	40	70

Last FG - SFBK 2nd-02:42, FDU 2nd-00:20.
Largest lead - SFBK by 16 2nd-16:10, FDU None.
SFBK led for 37:49, FDU led for 00:00. Game was tied for 03:56.

Points	In	Off	2nd	Fast	Bench
SFBK	22	17	12	11	37
FDU	30	14	13	2	4

Score tied - 0 times.
Lead changed - 0 times.

Official Basketball Box Score -- Game Totals -- Final Statistics Saint Francis (Brooklyn) vs Mount St. Mary's 1/27/18 4:00 PM at Emmitsburg, MD

Saint Francis (Brooklyn) 72 • 9-13, 6-4 NEC

#	Player	Total		3-Ptr		Rebounds		PF	TP	A	TO	Bk	St	Min
		FG-FGA	FG-FGA	FT-FTA	FT-FTA	Off	Def							
11	NURSE, Josh	0-0	0-0	0-0	0	0	0	2	0	0	0	0	0	4
33	LASIC, Jago	3-6	0-0	0-0	2	0	2	1	6	0	3	0	1	11
00	DUNN, Rasheem	1-8	1-4	2-4	0	7	7	1	5	4	1	0	0	35
10	SANABRIA, Glenn	9-14	5-9	0-0	0	1	2	1	23	3	1	0	1	36
14	JORDAN, Jalen	3-11	1-7	2-3	0	3	3	2	9	0	0	0	0	31
02	HAWKINS, Chauncey	6-9	4-6	3-3	1	2	3	4	19	4	3	1	3	27
04	OLAFSSON, Gunnar	0-0	0-0	0-0	0	0	0	0	0	0	0	0	0	0+
13	WILLIAMS, Keon	0-0	0-0	0-0	0	0	0	0	0	0	0	0	0	0+
16	NICHOLAS, Josh	1-3	1-2	0-0	0	2	3	3	3	1	4	0	0	21
21	COSIC, Milija	2-4	0-1	0-0	1	3	4	3	4	0	0	0	0	18
23	PORTER, Darelle	1-5	1-4	0-0	2	2	4	3	3	1	0	0	1	17
Team														
Totals		26-60	13-33	7-10	10	20	30	20	72	13	13	1	6	200

FG % 1st Half: 12-29 41.4% 2nd half: 14-31 45.2% Game: 26-60 43.3%
3FG % 1st Half: 5-15 33.3% 2nd half: 8-18 44.4% Game: 13-33 39.4%
FT % 1st Half: 5-6 83.3% 2nd half: 2-4 50.0% Game: 7-10 70.0%

Mount St. Mary's 86 • 12-11, 6-4 NEC

#	Player	Total		3-Ptr		Rebounds		PF	TP	A	TO	Bk	St	Min
		FG-FGA	FG-FGA	FT-FTA	FT-FTA	Off	Def							
01	PLANUTIS, Bobby	4-5	2-2	2-2	1	5	6	4	12	0	1	1	0	28
05	WRAY, Chris	4-9	0-0	1-4	3	3	6	3	9	7	1	1	3	35
00	ROBINSON, Junior	6-11	4-5	11-13	0	3	3	2	27	6	3	0	3	36
03	ANTONIO, Jonah	6-10	3-7	0-0	1	7	8	0	15	1	2	1	2	34
10	CAREY, Donald	5-10	0-3	4-4	0	1	1	2	14	3	2	0	1	30
13	HABWE, Omar	1-1	0-0	0-0	0	1	1	0	2	0	0	0	0	7
28	ALEXANDER, Greg	2-4	1-3	1-2	0	2	2	1	6	0	1	0	0	25
54	GOMES, Ryan	0-0	0-0	1-2	0	2	2	1	1	0	1	0	0	5
Team														
Totals		28-50	10-20	20-27	5	25	30	13	86	17	11	3	9	200

FG % 1st Half: 13-23 56.5% 2nd half: 13-27 55.6% Game: 28-50 56.0%
3FG % 1st Half: 5-9 55.6% 2nd half: 5-11 45.5% Game: 10-20 50.0%
FT % 1st Half: 12-13 92.3% 2nd half: 8-12 66.7% Game: 20-27 74.1%

Officials: Mike Palau, Sean Campbell, Mike Pila
Technical fouls: Saint Francis (Brooklyn)-None. Mount St. Mary's-None.
Attendance: 3005

Score by periods	1st	2nd	Total
Saint Francis (Brooklyn)	34	38	72
Mount St. Mary's	43	43	86

Last FG - SFBK 2nd-00:37, MOUNT 2nd-00:01.
Largest lead - SFBK None, MOUNT by 12 2nd-18:24.
SFBK led for 00:00, MOUNT led for 59:48. Game was tied for 00:17.

Score tied - 0 times.
Lead changed - 0 times.

Official Basketball Box Score -- Game Totals -- Final Statistics St. Francis Brooklyn vs Bryant 02/01/18 7:00 pm at Smithfield, R.I. (Chace Athletic Center)

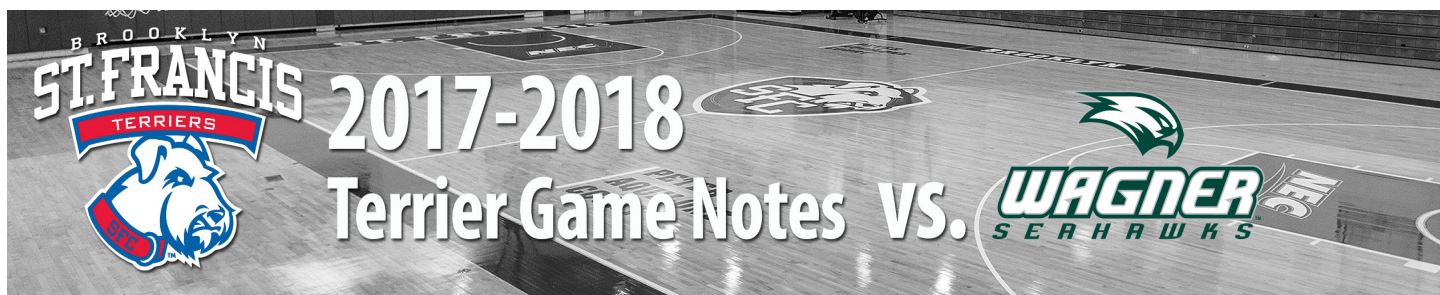
St. Francis Brooklyn 73 • 10-13, 7-4 NEC

#	Player	Total		3-Ptr		Rebounds		PF	TP	A	TO	Bk	St	Min
		FG-FGA	FG-FGA	FT-FTA	FT-FTA	Off	Def							
11	NURSE, Josh	1-3	0-0	0-0	3	5	8	0	2	0	2	4	0	18
33	LASIC, Jago	0-2	0-2	2-2	1	0	1	0	2	2	1	0	0	16
00	DUNN, Rasheem	6-14	2-6	2-4	1	5	6	1	16	2	3	0	4	36
10	SANABRIA, Glenn	6-11	2-3	7-11	2	1	3	3	21	6	0	0	2	29
14	JORDAN, Jalen	2-8	2-5	0-0	0	5	3	6	0	0	0	0	0	19
02	HAWKINS, Chauncey	0-4	0-2	0-2	0	2	2	0	0	2	1	0	0	16
04	OLAFSSON, Gunnar	4-5	1-1	0-1	2	6	8	3	9	0	0	0	0	21
15	NICHOLAS, Josh	1-7	1-5	1-2	0	2	2	0	4	1	1	0	0	22
20	JOHNSON, Cori	0-0	0-0	0-0	0	0	0	2	0	0	1	1	0	2
21	COSIC, Milija	4-8	3-3	2-2	4	1	5	4	13	1	3	0	1	17
23	PORTER, Darelle	0-0	0-0	0-0	0	0	0	1	0	0	0	0	0	1
Team														
Totals		24-62	11-27	14-24	18	28	46	17	73	14	12	5	7	200

FG % 1st Half: 13-35 37.1% 2nd half: 11-27 40.7% Game: 24-62 38.7%
3FG % 1st Half: 7-15 46.7% 2nd half: 4-12 33.3% Game: 11-27 40.7%
FT % 1st Half: 4-9 44.4% 2nd half: 10-15 66.7% Game: 14-24 58.3%

Bryant 69 • 2-22, 1-10 NEC

		Total		3-Ptr		Rebounds									
#	Player	FG-FGA	FG-FGA	FT-FTA	FT-FTA	Off	Def	Tot	PF	TP	A	TO	Bk	Stl	Min
20	RILEY, Gus	f	0-0	0-0	0-1	0	1	1	0	0	0	2	0	0	6
54	TOWNES, Sebastian	f	9-14	0-0	5-7	1	2	3	2	23	3	1	0	2	33
00	NDUGBA, Ikenna	g	4-13	0-2	3-4	1	4	5	4	11	4	2	0	3	32
11	GRANT, Adam	f	6-11	5-9	1-1	0	2	2	1	18	4	2	0	1	39
21	JOHNSON, Tanner	g	0-6	0-6	0-0	0	5	5	3	0	0	0	0	0	27
01	WARE, Hunter	f	2-3	0-0	0-0	1	2	3	5	4	1	1	1	1	17
02	CARROLL, Brandon	f	3-6	0-1	1-2	0	5	5	5	7	2	2	1	1	29
05	LAYMAN, Ryan	f	2-2	0-0	0-0	0	0	0	2	4	0	0	0	0	8
13	URMILEVICIUS, Monty	f	1-2	0-0	0-1	1	1	2	0	2	0	0	0	0	9
Team						3	4	7							
Totals			27-57	5-18	10-16	7	26	33	22	69	14	10	2	8	200
FG % 1st Half: 16-30 53.3%		2nd half: 11-27 40.7%		Game: 27-57 47.4%		Deadball									
3FG % 1st Half: 2-6 33.3%		2nd half: 3-12 25.0%		Game: 5-18 27.8%		Rebounds									
FT % 1st Half: 2-7 28.6%		2nd half: 8-9 88.9%		Game: 10-16 62.5%		1									



Last Time vs. Wagner

Brooklyn Heights, NY - - The St. Francis Brooklyn Terriers moved to 2-0 in the Northeast Conference after pulling out an 82-75 comeback victory against the Wagner Seahawks, Sunday afternoon at the Pope Physical Education Center.

Sophomore guard Rasheem Dunn scored a team-high 22 points and grabbed a team-high seven rebounds to lead the hosts. Sophomore forward Milija Cosic came off the bench to produce a career-high 16 points, 14 of which came in the second half. Junior guard Glenn Sanabria (6 rebounds, 4 assists, 3 steals) also added 14 of his 16 points in the final stanza.

The Terriers (5-9), who snapped a four-game losing streak against the Seahawks, trailed 55-46 with 10:40 remaining after Romone Saunders connected on a 3-pointer for the visitors. But the Red & Blue climbed back into the contest by going on a 12-3 run to knot the score at 58 with 6:08 left. Cosic ignited the stretch with a jumper and punctuated the run with back-to-back buckets.

The contest went back-and-forth until St. Francis Brooklyn took the lead for good on a pair of Sanabria foul shots with 2:22 remaining.

Sanabria, soon after would hit perhaps the biggest shot of the contest as he drained a step-back triple from the left-wing to spot his team a 76-71 advantage at the 1:22 mark.

JoJo Cooper brought Wagner within 76-73 after converting a layup, however, Sanabria continued his clutch play by hitting two free throws to make it 78-73 with 46 seconds remaining. Dunn put the game away with two more freebies to make it 80-73 after Saunders misfired on a trifecta, and would add two more for the final points of the contest with 21 ticks left.

Wagner (8-5, 1-1 NEC), who led 31-29 at the break, took a 39-33 lead with 17:13 remaining after Blake Francis (game-high 23 points) converted two from the stripe.

The Terriers fought right back as they went on a 9-2 burst to take their first lead since the 13:23 mark of the opening stanza at 42-41. Senior forward D.J. Porter followed his own miss for the go-ahead bucket.

The Seahawks re-gained the lead on a trey by Saunders with 13:14 left and would eventually take the nine point lead that they were unable to protect.

In the opening half, the Seahawks would extend their lead to as many as nine points on two occasions, the latest coming at the 4:44 mark after Jamar Brown converted a free throw.

Wagner still maintained a 31-24 advantage with a minute left but the hosts scored the final five points to get within striking distance. Sophomore center enter Cori Johnson scored on a put-back and Dunn converted a conventional 3-point play with one second left to bring the Terriers within 31-29 at the break.

St. Francis Brooklyn, who held a 38-29 rebound advantage, grabbed 15 offensive rebounds and outscored Wagner by a 20-3 margin in second-chance opportunities.

The Terriers also forced 20 turnovers and committed just 12 of their own.

St. Francis Brooklyn shot 41 percent overall as they made 25-of-61 attempts, went 5-for-13 (38.5 percent) from behind the arc, and were 27-for-36 (75 percent) from the line. The visitors made 24-of-46 attempts for a 52.2 percent clip but were just 6-for-18 (33.3 percent) from 3-point territory and made only 21-of-32 (65.6 percent) free throws.

Official Basketball Box Score — Game Totals — Final Statistics WAGNER vs St. Francis Brooklyn 12/31/17 1:05 p.m. at Brooklyn Heights, NY

WAGNER 75 = 8-5 (1-1 NEC)

#	Player	Total			3-Ptr			Rebounds			PF	TP	A	TO	BLK	STL	Min	
		FG	FGA	FT	FGA	FT	FTA	Off	Def	Total								
00	JACKSON, Nigel	f	0-1	0-1	0-0			0	0	3	0	0	1	1	0	0	12	
04	SUMBRY, AJ	f	0-0	0-0	2-6			0	3	3	2	2	3	3	0	0	19	
04	FRANCIS, Blake	f	7-12	3-7	6-7			0	1	1	4	23	0	3	0	0	40-	
10	COOPER, JoJo	g	6-11	1-2	3-4			0	12	12	5	16	4	4	0	0	37	
11	SAUNDERS, Romone	g	5-11	2-5	2-3			0	1	1	4	14	1	1	0	0	27	
01	SCOTT, Shack		1-1	0-0	0-0			0	0	0	4	2	0	3	0	0	9	
02	PLUMMER, Tyler		0-0	0-0	0-0			0	0	0	0	0	0	0	0	0	0+	
12	FREEMAN, Chase		2-2	0-0	0-0			1	2	3	0	4	2	1	0	0	16	
16	BROWN, Jamar		0-0	0-0	1-2			1	0	1	3	1	0	0	0	0	3	
21	DAVIS, Elijah		3-6	0-2	7-10			1	2	3	4	13	0	2	1	0	20	
24	LIGGEONS, Devin		0-2	0-1	0-0			1	2	3	2	0	1	2	0	0	17	
Team								1	1	2								
Totals			24-46	6-18	21-32			5	24	29	32	75	10	20	5	2	200	
FG % 1st Half: 11-21 52.4%		2nd half: 13-25 52.0%		Game: 24-46 52.2%		3FG % 1st Half: 2-7 28.6%		2nd half: 4-11 36.4%		Game: 6-18 33.3%		FT % 1st Half: 7-12 58.3%		2nd half: 14-20 70.0%		Game: 21-32 65.6%		Double Rebounds 6

St. Francis Brooklyn 82 = 5-9 (2-0 NEC)

		Total			3-Ptr		Rebounds											
#	Player	FG	FGA	FT	FTA	Off	Def	Tot	PF	TP	A	TO	BLK	STL	Min			
11	NURSE, Josh	0-4	0-0	0-0	1	0	1	1	0	0	1	0	0	0	7			
14	JORDAN, Jalen	1-2	0-0	2-2	2	3	5	2	4	1	0	0	0	0	27			
33	LASIC, Jagoos	2-3	0-1	0-0	2	0	2	4	4	1	0	1	0	1	13			
00	DUNN, Rasheem	5-16	2-4	10-12	1	6	7	4	22	1	0	0	2	31				
10	SANABRIA, Glenn	5-10	1-3	5-5	1	5	6	4	16	4	1	0	3	36				
02	HAWKINS, Chauncey	0-4	0-0	4-8	0	1	1	2	4	2	2	0	2	25				
16	NICHOLAS, Josh	1-4	1-3	0-0	0	2	2	4	3	0	2	0	0	15				
20	JOHNSON, Cori	2-3	0-0	2-3	2	0	2	2	6	0	0	0	0	5				
21	COSIC, Milija	6-10	1-1	3-4	1	1	2	3	16	1	3	0	0	24				
23	PORTER, Darelle	3-5	0-1	1-2	2	2	4	1	7	0	1	0	0	17				
Team					3	3	6											
Totals		25-61	5-13	27-36	15	23	38	27	82	9	12	0	8	200				
FG % 1st Half: 10-34 29.4%		2nd half: 15-27 55.6%		Game: 25-61 41.0%		3FG % 1st Half: 2-7 28.6%		2nd half: 4-11 36.4%		Game: 6-18 33.3%		FT % 1st Half: 7-12 58.3%		2nd half: 14-20 70.0%		Game: 21-32 65.6%		Double Rebounds 6

Officials: Ed Corbett, Brandon Cruz, Dwayne Gladden
Technical Fouls: WAGNER-DAVIS, Elijah. St. Francis Brooklyn-DUNN, Rasheem.
Attendance: 407

Score by periods	1st	2nd	Total
WAGNER	31	44	75
St. Francis Brooklyn	29	53	82



No.	Name	Pos.	Yr.	Ht.	Wt.	Hometown/High School/Last School
0	Rasheem Dunn	G	SO	6-2	180	Brooklyn, New York/Thomas Jefferson
2	Chauncey Hawkins	G	FR	5-8	155	Spring Valley, NY/St. Joseph Regional
4	Gunnar Olafsson	G/F	SR	6-3	200	Reykjavik, Iceland/Menntaskolinn
5	Yaradyah Evans	F	FR	6-6	190	Brooklyn, NY/South Shore
10	Glenn Sanabria	G	JR	5-11	180	Staten Island, NY/St. Peter's
11	Joshua Nurse	F	JR	6-9	210	Laurelton, NY/Queens High School of Teaching
13	Keon Williams	F	JR	6-4	185	Elizabethtown, KY/John Hardin
14	Jalen Jordan	G	FR	6-3	160	Conyers, Ga./Rockdale County
15	Josh Nicholas	G	FR	6-2	175	Melville, NY/St. Anthony's (LI)
20	Cori Johnson	C	SO	6-9	270	Brooklyn, NY/South Shore
21	Milija Cosic	F	SO	6-6	210	Belgrade, Serbia/Cannon School
23	Darelle Porter	F	SR	6-5	175	Pittsburgh, PA/Barack Obama Acd. of Int. Studies
24	Sam Harris	G	SR	5-10	165	Tampa, Florida/Tampa Catholic
33	Jagos Lasic	F	SR	6-8	225	Belgrade, Serbia/Morgan County (Ky.)
40	Bryant Beckford	F	FR	6-4	190	Spring Valley, NY/Bronx, NY/IMG Academy

Coaching Staff

Glenn Braica (8th Year Head Coach) - Queens College '89
 Clive Bentick (11th Year Assistant Coach) - Canisius College '01
 Ron Ganulin (5th Year Assistant Coach)-LIU-Brooklyn '68
 Jamaal Womack (5th Year Assistant Coach)-St. Francis Brooklyn '09

Pronunciations

4	Gunner Oh-luff-son
5	Ya-ra-dee-ya
10	Glenn Sa-Knob-Ria
33	Yah-gose Lass-ich
21	Mill-ee-ya Cosich

Coaches

Glenn Brike-uh
 Ron Gan-you-lynn

Class Breakdown:

Seniors: 4
 Juniors: 3
 Sophomores: 3
 Freshmen: 4





MEET THE TERRIERS



#0 Rasheem Dunn
SO, G, 6-2, 180
Brooklyn, NY
Thomas Jefferson



#2 Chauncey Hawkins
FR, G, 5-8, 155
Spring Valley, NY
St. Joseph's Regional



#4 Gunnar Olafsson
SR, G/F, 6-3, 195
Reykjavik, Iceland
Menntaskolinn



#5 Yaradyah Evans
FR, F, 6-6, 190
Brooklyn, NY
South Shore



#10 Glenn Sanabria
SR, G, 5-11, 180
Staten Island, NY
St. Peter's



#11 Josh Nurse
JR, C, 6-10, 210
Laurelton, NY
Queens H.S. of Teaching



#13 Keon Williams
JR, F, 6-4, 185
Elizabethtown, KY
John Hardin



#14 Jalen Jordan
FR, G, 6-3, 160
Conyers, GA
Rockdale County



#15 Josh Nicholas
FR, G, 6-2, 175
Melville, NY
St. Anthony's (LI)



#20 Cori Johnson
SO, C, 6-9, 270
Brooklyn, NY
South Shore



#21 Milija Cosic
SO, F, 6-6, 210
Belgrade, Serbia
Cannon School



#23 Darelle Porter
SR, F, 6-5, 175
Pittsburgh, PA
Barack Obama Acd.
of International Studies



#24 Sam Harris
SR, G, 5-10, 165
Tampa, FL.
Tampa Catholic



#33 Jagos Lasic
SR, F, 6-8, 200
Belgrade, Serbia
Morgan County (KY)



#40 Bryant Beckford
FR, F, 6-4, 190
Spring Valley, NY
DePaul Catholic



Glenn Braica was named the 17th head coach in the history of the St. Francis Brooklyn men's basketball program on May 20, 2010 and is already the fifth winningest coach at the school. Under his tutelage, the Terriers have opened some eyes both locally as well as on the national scene.

Braica has recorded a terrific 67-57 mark in league contests.

In 2015-2016, the Terriers went 11-7 in the NEC and tied for second-place in the standings. Three players earned All-NEC honors and Amdy Fall won his second consecutive Defensive Player of the Year Award.

St. Francis Brooklyn tied a school record with 23 victories in 2014-2015 and won their first NEC regular-season crown since the 2003-04 campaign. The Terriers earned a berth in the National Invitation Tournament, the program's first post-season appearance since 1963. Jalen Cannon, one of Braica's first recruits, was named the NEC Player of the Year and was a First Team All Metropolitan Sports Writers Association selection. In addition, Brent Jones earned First Team All-Conference accolades and Amdy Fall was named the NEC's Defensive Player of the Year. It came as no surprise that Braica earned NEC Coach of the Year honors and was the Metropolitan Sports Writers Association's Co-Coach of the Year.

Braica has developed a reputation as one of the good guys in the industry and was named a finalist for the prestigious Skip Prosser "Man of the Year" Award in 2013-2014 and 2014-2015.

On the court, Braica's student-athletes exude the same intensity as their leader does on the sidelines and it's easy to tell why recruits sign up to play for him. A born-and-raised Brooklynite, Braica has spent his entire career in New York City, which began after his playing days at Queens College. He was an assistant at St. Francis Brooklyn for 15 years before a stint at St. John's, returning in 2010 as the program's head coach. That experience has helped Braica navigate through a crowded recruiting scene to thrust the Terriers back in contention to win an NEC championship each season. The current roster includes six players who hail from New York City.

"The New York guys have been good to us," Braica said. "It's a lot of long-standing relationships, coaches I know and like and they trust us with their kids. 'We never used to tell people 'We're from Brooklyn,' Braica admitted. "But now we advertise it because it's really the place to be."

The Pope Center was the place to be for perhaps the most exciting week in school history in March of 2015. Playing in front of sold out and boisterous crowds, the Terriers hosted three NEC Tournament contests, including the championship tilt in front of a national ESPN 2 audience.

"Although we came up just a bit short of qualifying for the NCAA Tournament, we still had a phenomenal year and excited our students, alumni and the local community," said Braica. "The effort was there the entire season and I'm happy that they were rewarded with post-season play. It was a huge accomplishment and one that they can be proud of."

The prior season in 2013-14, the Terriers shocked the country by defeating the Miami Hurricanes in Coral Gables. In the process, Coach Braica and his staff delivered the program's first victory against an Atlantic Coast Conference team.

"This is one of the biggest wins, if not the biggest in the history of our school," Braica told the media during his press conference. "They are the defending ACC champs and are such a great program. I was particularly impressed that our guys had enough left at the end to pull this out after Miami had tied it up to force overtime. To have that kind of mental discipline is not easy so it's a credit to our guys that they were able to hang in

there and win the game."

After another impressive victory at Florida Atlantic, Braica's group again had the college basketball world on the edge of their seats just ten days later as they carried the lead against national power Syracuse until the final minute in the Carrier Dome. Despite the heartbreaking defeat, the Terriers bounced back quickly and went on to tie a Northeast Conference record with nine victories during their non-conference slate. A last second triumph at America East regular-season champion Stony Brook was yet another statement victory for the program.

St. Francis Director of Athletics Irma Garcia was on the money when she introduced Braica to the campus and media for the first time in 2010 saying, "With Glenn we get a true Brooklynite; someone who has spent his entire career making connections within the New York City basketball community. He's someone who cares about his student-athletes not just when they play for him, but years later. He is their mentor for life."

It didn't take long for Braica to get the program back on track. In his first season on the sidelines in 2010-2011, Braica led the Terriers to a 15-15 campaign and the No. 5 seed in the Northeast Conference Tournament. It was the program's best record since the 2003-04 season when St. Francis finished 15-13 and won a share of the NEC regular-season title. Under Braica, the Terriers increased their scoring by more than six points per game from the previous season and were one of the best teams in the country in taking care of the basketball, averaging a conference-low 13.3 turnovers per game. The team also led the NEC with 7.80 steals per game.

In 2011-2012, St. Francis hosted their first home conference tournament game since 1997 after placing fourth in the league standings. Braica's focus on strong defense certainly paid off. That season his squad was one of the best in the nation at guarding the three-point line. The Terriers ranked second in the NEC and 17th in the country in defensive three-point field goal percentage. Braica was rewarded by being named the Jim Phelan NEC Coach of the Year as well as the NABC Division I District 18 Co-Coach of the Year.

In his first stint at St. Francis, Braica was with the Terriers for 15 years and was the Associate Head Coach from the 2000-01 season to 2003-04 under his current assistant coach Ron Ganulin.

During Braica's last seven years at St. Francis, the Terriers posted a 118-83 record, including an 88-42 mark in the NEC and captured two regular season titles. They finished with a .500 or better record in the league seven-straight years, at that time the longest active streak in the conference. They also reached the NEC Semifinals five times and had two championship



The Terriers are 74-61 in NEC contests over the past seven seasons under Braica.



game appearances in Braica's last five seasons. Braica helped Ganulin orchestrate the Terriers' offensive system, which ranked first or second in the NEC in each of the last five seasons he was on staff. During his tenure the squad emerged from the league's lower tier and went on to become one of the conference's marquee programs.

From 1998-2004, the Terriers had one player named the league's Player of the Year, six first-team All-NEC selections, five second-team All-NEC honorees, two players that led the league in scoring, two NEC Rookies of the Year and a NEC Defensive Player of the Year. Braica recruited and coached several student-athletes that would go on to pro basketball careers during his time with the Terriers.

Following his first span at the college, Braica spent six seasons as an assistant at St. John's under Norm Roberts. When Roberts became head coach at St. John's, Braica, a teammate at Queens College, was his first hire.

Glenn is a proven recruiter, scout and strategist, and was instrumental in helping St. John's rebuild its program," said Roberts. "I truly believe that Glenn has the whole package. He brings experience, tremendous coaching ability as well as the personality and demeanor to promote and elevate St. Francis College to the top of the Northeast Conference."

Braica was also praised by Roberts for his ability to reach out to the community and Red Storm alumni, bringing former players back into the fold. He was also one of the co-directors of the Norm Roberts basketball camp, helping to increase enrollment from 75 campers in 2004 to 260 kids per session in 2009.

While at St. John's, Braica recruited and helped develop First Team All-Big East guard Dwight Hardy, Sixth Man of the Year Justin Burrell as well as D.J. Kennedy and Cedric Jackson, who both played in the NBA for the Cleveland Cavaliers.

From 2001-03, Braica was the head coach for the Empire State Games New York City men's open team, which won gold medals in 2001 and 2002, as well as a silver medal in 2003. The teams included former Terriers Cliff Strong, Sean Dantzler, Damien Herard, Devon Neckles, Karl Sanders, and Tristan Smith as well as current NBA player Royal Ivey. Braica has also coached numerous players that participated in the NBA Summer League, including Dwight Hardy (Miami Heat), Justin Burrell (Golden State Warriors), D.J. Kennedy (Cleveland Cavaliers), Paris Horne (Charlotte Hornets), and Justin Brownlee (NY Knicks & Charlotte Hornets).

Since taking over as the Terriers' head coach, a large number of Braica's student-athletes have gone on to sign professional contracts on the international circuit. Akeem Bennett '11, Ricky Cadell '11, Alex Harrinton '11, Stefan Perunicic '12, Akeem Johnson '13, Alexander Isailovic '14, Ben Mockford '14, Kevin Douglas '15, Jalen Cannon '15, Lowell Ulmer '15, Chris Hooper '16 have all enjoyed success overseas.

Braica attended St. Agnes High School and Bishop Ford High School in Brooklyn in the early 1980s and graduated from Queens College in 1989. Braica began his coaching career at New York City Tech as an assistant in 1988. He also served as a teacher at The Reece School and in the New York City Board of Education from 1989-1994.

Braica and his wife, Christine, live in Brooklyn.

The Braica File



HAS LED THE TERRIERS TO SIX STRAIGHT NEC PLAYOFF APPEARANCES.

ST. FRANCIS BROOKLYN WON THEIR FIRST REGULAR-SEASON TITLE IN 2014-15 SEASON SINCE THE 2003-2004 CAMPAIGN. THE SCHOOL PARTICIPATED IN THEIR FIRST POST SEASON TOURNAMENT SINCE 1963.

NAMED THE NABC DIVISION I DISTRICT 18 COACH OF THE YEAR IN 2012 AND 2015.

SKIP PROSSER MAN OF THE YEAR FINALIST IN 2014 AND 2015.

LED THE TERRIERS TO AN NEC RECORD 9 NON-CONFERENCE WINS IN 2013-2014.

NAMED THE JIM PHELAN NEC COACH OF THE YEAR IN 2012 AND 2015.

COACHING RECORD

2010-11	15-15	5TH NEC
2011-12	15-15	4TH NEC
2012-13	12-18	8TH NEC
2013-14	18-14	T-4TH NEC
2014-15	23-12	NEC REGULAR-SEASON TITLE, N.I.T.
2015-16	15-17	T-2ND NEC
2016-17	4-27	10TH NEC
2017-18	10-13	
TOTALS	112-131 (.460) OVERALL, 74-61 (.548) NEC	



#33 Jagos Lasic

Forward, SR, 6-8, 225
Belgrade, Serbia/Morgan County (KY)

2017-18: Earned the opening day start at Duquesne and grabbed a career-high 8 boards in 22 minutes...Came up with a career-best three steals at Manhattan...Hit his first trey of the season at Notre Dame...Knocked down a pair of treys against SUNY Maritime...Tied his career-high with 10 pts at Sacred Heart...Grabbed 7 rebounds and scored 6 points at Robert Morris...Distributed a career-high 4 assists at SFU and added 3 steals...Scored 9 points in the win vs. Bryant.

2016-17

Made his first career start on February 23rd at CCSU...Scored nine points and grabbed a career-best seven boards against the Blue Devils...Also played a career-high 36 minutes...Played 24 minutes at Wagner (1/28/17)...Hit his first career trey at SFU (1/5/16)...Enjoyed a breakout game at Wagner a career-best 10 points in 24 minutes off the bench...Also added a career-high three assists. Went 3-for-5 from the floor and drained both 3-pt attempts...Followed that up with nine points versus SFU (2/2/17).

2015-16:

Made eight appearances in his first season as a Terrier...Scored first career-points on a jump hook against Mount Saint Vincent.

Background: Lasic played on a very deep and talented junior college squad at New Mexico Military Institute during the 2014-2015 season. As a senior at Morgan County High School in West Liberty Kentucky, he averaged 21 points and 15 rebounds per game and was selected to play in the Kentucky-Ohio All-Star Game. In 2011-2012, Lasic contributed 18.8 points and 11.8 rebounds per game. He played for the KK Zitko club team in Serbia prior to attending high school in Kentucky.

THE STAT CREW SYSTEM St. Francis Brooklyn Individual Game-by-Game (as of Feb 02, 2018) All games

#33 LASIC, Jagos

				Total		3-Pointers		Free throws		Rebounds											
Opponent	Date	gs	min	fg-fga	pct	3fg-fga	pct	ft-fa	pct	off	def	tot	avg	pf	a	t/o	blk	stl	pts	avg	
at Duquesne	11/11/17	*	22	1-4	.250	0-1	.000	2-2	1.000	2	6	8	8.0	3	1	1	1	1	4	4.0	
at Manhattan	11/15/17	*	33	0-2	.000	0-1	.000	3-4	.750	0	5	5	6.5	4	1	2	0	3	3	3.5	
BRWN	11/19/17		18	1-1	1.000	0-0	.000	0-0	.000	0	3	3	5.3	3	0	1	1	1	2	3.0	
vs Navy	11/24/17	*	19	2-5	.400	0-1	.000	0-0	.000	0	3	3	4.8	1	0	0	0	2	4	3.3	
vs Denver	11/25/17	*	8	0-0	.000	0-0	.000	3-3	1.000	0	0	0	3.8	3	0	0	0	1	3	3.2	
at FGCU	11/26/17	*	4	0-1	.000	0-0	.000	0-0	.000	0	1	1	3.3	0	0	1	0	0	0	2.7	
CNR-MBB	11/30/17	*	1	0-0	.000	0-0	.000	0-0	.000	0	1	1	3.0	0	0	2	0	0	0	2.3	
at Notre Dame	12/3/17		12	1-2	.500	1-1	1.000	0-0	.000	1	3	4	3.1	0	1	2	0	0	3	2.4	
at Fordham	12/09/17		15	3-5	.600	1-2	.500	0-0	.000	1	0	1	2.9	3	0	1	0	1	7	2.9	
ARMY	12/12/17	*	9	0-1	.000	0-1	.000	0-0	.000	0	0	0	2.6	1	0	0	0	0	0	2.6	
MARITIME	12/16/17	*	12	2-3	.667	2-3	.667	0-0	.000	0	4	4	2.7	0	0	1	0	1	6	2.9	
at Saint Peter's	12/23/17	*	29	1-3	.333	0-1	.000	2-2	1.000	1	5	6	3.0	2	2	1	0	0	4	3.0	
at Sacred Heart	12/29/17	*	31	4-10	.400	2-4	.500	0-0	.000	1	3	4	3.1	1	0	0	0	0	10	3.5	
WAGNER	12/31/17	*	13	2-3	.667	0-1	.000	0-0	.000	2	0	2	3.0	4	0	1	0	1	4	3.6	
at Robert Morris	01/04/18	*	20	3-7	.429	0-1	.000	0-0	.000	3	4	7	3.3	4	1	0	0	0	6	3.7	
at SFU	1/6/18	*	20	3-4	.750	1-2	.500	0-0	.000	1	1	2	3.2	1	4	2	0	3	7	3.9	
CCSU	1/11/18	*	29	5-8	.625	4-5	.800	2-2	1.000	1	3	4	3.2	3	1	2	0	1	16	4.6	
SACRED HEART	1/13/18	*	17	1-2	.500	0-0	.000	1-2	.500	1	1	2	3.2	2	1	1	1	2	3	4.6	
MOUNT	1/18/18	*	7	0-1	.000	0-0	.000	2-2	1.000	1	0	1	3.1	3	0	0	1	0	2	4.4	
BRY	1/20/18	*	29	4-8	.500	1-4	.250	0-0	.000	1	2	3	3.1	0	3	4	0	1	9	4.7	
at Fairleigh Dickinson	01/25/18	*	29	3-5	.600	1-2	.500	0-0	.000	2	1	3	3.0	1	0	1	0	2	7	4.8	
at Mount St. Mary's	1/27/18	*	11	3-6	.500	0-0	.000	0-0	.000	2	0	2	3.0	1	0	3	0	1	6	4.8	
at Bryant	02/01/18	*	16	0-2	.000	0-2	.000	2-2	1.000	1	0	1	2.9	0	2	1	0	0	2	4.7	
Totals			20	404	39-83	.470	13-32	.406	17-19	.895	21	46	67	2.9	40	17	27	4	21	108	4.7

Games played: 23
Minutes/game: 17.6
Points/game: 4.7
FG Pct: 47.0
3FG Pct: 40.6

Rebounds/game: 2.9
Assists/game: 0.7
Turnovers/game: 1.2
Assist/turnover ratio: 0.6
Steals/game: 0.9

CAREER HIGHS

POINTS

FIELD GOALS

FIELD GOALS ATTEMPTED

3PT FIELD GOALS

3PT FIELD GOALS ATTEMPTED

FREE THROWS

FREE THROWS ATTEMPTED

REBOUNDS

ASSISTS

TURNOVERS

BLOCKS

STEALS

MINUTES

10 (2X) LATEST @SACRED HEART (12/29/17)

5 VS. CCSU (1/11/18)

10 @ SACRED HEART (12/29/17)

2 (2X) LATEST @ SACRED HEART (12/29/17)

4 @ SACRED HEART (12/29/17)

3 (2X) LATEST VS. DENVER (11/25/17)

4 @ MANHATTAN (11/15/17)

8 @ DUQUESNE (11/11/17)

4 @ SFU (1/6/18)

1 LATEST @ DUQUESNE (11/11/17)

2 @ CCSU (2/23/17)

3 (2X) LATEST @ SFU (1/6/18)

36 @ CCSU (2/23/17)

SEASON-HIGHS

10 (2X) LATEST @SACRED HEART (12/29/17)

5 VS. CCSU (1/11/18)

10 @ SACRED HEART (12/29/17)

2 (2X) LATEST @ SACRED HEART (12/29/17)

4 @ SACRED HEART (12/29/17)

3 (2X) LATEST VS. DENVER (11/25/17)

4 @ MANHATTAN (11/15/17)

8 @ DUQUESNE (11/11/17)

4 @ SFU (1/6/18)

2 @ MANHATTAN (11/15/17)

1 VS. BROWN (11/19/17)

3 (2X) LATEST @ SFU (1/6/18)

33 @ MANHATTAN (11/15/17)

LASIC, Jagos

			Total		3-Point		F-Throws		Rebounds											Scoring	
Season	gp-gs	min/avg	fg-fga	pct	fg-fga	pct	ft-fa	pct	off	def	tot	avg	pf	fo	ast	to	blk	stl	pts	avg	
2015-16	8-0	26/3.3	2-5	.400	0-3	.000	0-0	.000	1	5	6	0.8	6	0	1	1	0	1	4	0.5	
2016-17	25-2	226/9.0	17-41	.415	6-14	.429	12-16	.750	9	24	33	1.3	19	0	11	13	3	3	52	2.1	
2017-18	23-20	404/17.6	39-83	.470	13-32	.406	17-19	.895	21	46	67	2.9	40	0	17	27	4	21	108	4.7	
TOTAL	56-22	656/11.7	58-129	.450	19-49	.388	29-35	.829	31	75	106	1.9	65	0	29	41	7	25	164	2.9	

#4 Gunnar Olafsson

Forward, SR, 6-3, 200
Reykjavik, Iceland/Menntaskolinn



2017-18: Swished 3-of-4 shots for 6 points in just 10 minutes at Duquesne...Missed eight straight games (hand) before returning against CCSU...Made a huge contribution in the win at Bryant, coming up with 9 points (4-5 fg) and a career-best 8 boards in just 19 minutes off the bench.

2016-17

Finished 17th in the NEC in rebounding at per game...Scored a career-best 22 points and made 6-of-9 treys at Canisius. Pulled down a team-best nine rebounds at N.C. State (11/13/16)...Grabbed a career-high 11 boards against Texas-Rio Grande Valley...Grabbed 10 boards versus SFU (2/2/17).

2015-16:

Made 27 starts at small forward spot...Had missed four straight contests due to injury before coming back at Wagner (1/28/16)...Scored 8 points in the win against Mount Saint Vincent...Hit 3-of-4 shots in the victory at Lafayette...Produced a career-high 14 points and 5 boards against NJIT. Splashed 4-of-9 treys in a career-high 40 minutes of action against the Highlanders...Pulled down a career-high seven rebounds against LIU Brooklyn (2/15/16)...Scored 7 points and tied his career-high with 3 steals in the victory against Mount on Saturday.

2014-15: Averaged 11.5 mpg of the bench and started four contests...Hit a pair of treys at Rutgers (11/23/14) and La Salle (11/25/14)...Played a season-high 28 minutes against Rutgers...Gave the Terriers a lift with six points in the final minutes of a close game with LIU Brooklyn (1/31/15), including a buzzer-beating trey right before the half...Also hit a clutch trey to beat the first-half buzzer in the home win against Sacred Heart (2/14/15)...His momentum building field goal cut the Terriers' halftime deficit to four points.

Background: Olafsson, a 6'3" wing played for SC Keflavik, a club team in his native Iceland. He was named the Defensive Player of the Year on his squad. Olafsson hit a game-winning shot against rival Njardvik. He also scored 20 points versus Stjarnan. He averaged 8.9 points and 2.8 rebounds under former Terrier assistant coach Andy

CAREER HIGHS

POINTS	22 @ CANISIUS (12/10/16)
FIELD GOALS	6 @ CANISIUS (12/10/16)
FIELD GOALS ATTEMPTED	10 VS. NJIT (12/10/15)
3PT FIELD GOALS	6 @ CANISIUS (12/10/16)
3PT FIELD GOALS ATTEMPTED	9 @ CANISIUS (12/10/16)
FREE THROWS	2 (4X) LATEST VS. CCSU (2/11/16)
FREE THROWS ATTEMPTED	2 (5X) LATEST VS. MSM (2/27/16)
REBOUNDS	7 VS. LIU BROOKLYN (2/15/16)
ASSISTS	4 VS. BRYANT (2/25/16)
TURNOVERS	5 @ MOUNT ST. MARY'S (1/4/16)
BLOCKS	2 VS. MOUNT SAINT VINCENT (11/17/15)
STEALS	3 (2X) LATEST VS. MOUNT ST. MARY'S (2/27/16)
MINUTES	40 VS. NJIT (12/10/15)

THE STAT CREW SYSTEM

St. Francis Brooklyn Individual Game-by-Game (as of Feb 02, 2018)
All games

#04 OLAFSSON, Gunnar

Opponent	Date	gs	min	Total		3-Pointers		Free throws		Rebounds										
				fg-fga	pct	3fg-fga	pct	ft-fa	pct	off	def	tot	avg	pf	a	t/o	blk	stl	pts	avg
at Duquesne	11/11/17	10	3-4	.750	0-0	.000	0-0	.000	0	0	0	0.0	1	0	1	0	0	6	6.0	
at Manhattan	11/15/17	dnp	-	-	-	-	-	-	-	-	-	-	-	-	-	-	-	-	-	
BRVN	11/19/17	5	1-2	.500	0-0	.000	0-0	.000	0	0	0	0.0	0	0	0	0	0	2	4.0	
vs Navy	11/24/17	11	2-2	1.000	0-0	.000	0-0	.000	0	2	2	0.7	0	0	0	0	0	4	4.0	
vs Denver	11/25/17	dnp	-	-	-	-	-	-	-	-	-	-	-	-	-	-	-	-	-	
at FGCU	11/26/17	4	1-1	1.000	0-0	.000	0-0	.000	0	1	1	0.8	1	0	1	0	0	2	3.5	
CNR-MBB	11/30/17	22	2-4	.500	0-1	.000	0-0	.000	4	3	7	2.0	2	0	1	0	0	4	3.6	
at Notre Dame	12/3/17	4	1-2	.500	0-0	.000	0-0	.000	1	0	1	1.8	0	0	0	0	0	2	3.3	
at Fordham	12/09/17	dnp	-	-	-	-	-	-	-	-	-	-	-	-	-	-	-	-	-	
ARMY	12/12/17	dnp	-	-	-	-	-	-	-	-	-	-	-	-	-	-	-	-	-	
MARITIME	12/16/17	dnp	-	-	-	-	-	-	-	-	-	-	-	-	-	-	-	-	-	
at Saint Peter's	12/23/17	dnp	-	-	-	-	-	-	-	-	-	-	-	-	-	-	-	-	-	
at Sacred Heart	12/29/17	dnp	-	-	-	-	-	-	-	-	-	-	-	-	-	-	-	-	-	
WAGNER	12/31/17	dnp	-	-	-	-	-	-	-	-	-	-	-	-	-	-	-	-	-	
at Robert Morris	01/04/18	dnp	-	-	-	-	-	-	-	-	-	-	-	-	-	-	-	-	-	
at SFU	1/6/18	dnp	-	-	-	-	-	-	-	-	-	-	-	-	-	-	-	-	-	
CCSU	1/11/18	1	0-0	.000	0-0	.000	0-0	.000	0	0	0	1.6	0	0	0	0	0	0	2.9	
SACRED HEART	1/13/18	6	0-0	.000	0-0	.000	0-1	.000	1	1	2	1.6	1	1	0	0	0	0	2.5	
MOUNT	1/18/18	dnp	-	-	-	-	-	-	-	-	-	-	-	-	-	-	-	-	-	
BRY	1/20/18	dnp	-	-	-	-	-	-	-	-	-	-	-	-	-	-	-	-	-	
at Fairleigh Dickinson	01/25/18	dnp	-	-	-	-	-	-	-	-	-	-	-	-	-	-	-	-	-	
at Mount St. Mary's	1/27/18	0	0-0	.000	0-0	.000	0-0	.000	0	0	0	1.4	0	0	0	0	0	0	2.2	
at Bryant	02/01/18	21	4-5	.800	1-1	1.000	0-1	.000	2	6	8	2.1	3	0	0	0	0	9	2.9	
Totals		0	84	14-20	.700	1-2	.500	0-2	.000	8	13	21	2.1	8	1	3	0	0	29	2.9

Games played: 10
Minutes/game: 8.4
Points/game: 2.9
FG Pct: 70.0
3FG Pct: 50.0

Rebounds/game: 2.1
Assists/game: 0.1
Turnovers/game: 0.3
Assist/turnover ratio: 0.3

SEASON-HIGHS

6 @ DUQUESNE (11/11/17)
3 @ DUQUESNE (11/11/17)
4 DUQUESNE (11/11/17)

7 VS. CNR (11/30/17)

1 DUQUESNE (11/11/17)

22 VS. CNR (11/30/17)

OLAFSSON, Gunnar

			Total		3-Point		F-Throws		Rebounds											Scoring	
Season	gp-gs	min/avg	fg-fga	pct	fg-fga	pct	ft-fla	pct	off	def	tot	avg	pf	fo	ast	to	blk	stl	pts	avg	
2014-15	28-4	311/11.1	15-48	.313	11-42	.262	4-6	.667	10	23	33	1.2	27	0	4	17	3	6	45	1.6	
2015-16	27-24	581/21.5	38-97	.392	19-64	.297	6-10	.600	20	34	54	2.0	56	1	17	23	3	14	101	3.7	
2016-17	27-25	602/22.3	45-116	.388	16-59	.271	13-30	.433	46	91	137	5.1	66	2	17	25	4	19	119	4.4	
2017-18	10-0	84/8.4	14-20	.700	1-2	.500	0-2	.000	8	13	21	2.1	8	0	1	3	0	0	29	2.9	
TOTAL	92-53	1578/17.2	112-281	.399	47-167	.281	23-48	.479	84	161	245	2.7	157	3	39	68	10	39	294	3.2	

#33 D.J. Porter

F, SR, 6-5, 175

Pittsburgh, PA/Barack Obama Acd. of Int. Studies



2016-17: Enjoyed a nice homecoming at Duquesne, scoring nine points (4-of-5 fg) in just 16 minutes off the bench... Notched his first career double-double with 11 points and a career-high 11 rebounds at Manhattan...Also added a career-best five steals...Followed that up with another "double-double" in the win vs. Brown...Paced the team with 10 boards against CNR...Scored 10 points in 19 minutes off the bench at Notre Dame...Scored 10 points in just 15 minutes at SFU...Distributed 4 assists against CCSU in just 18 minutes...Scored a career-best 13 pts and added 6 boards and a career-high 5 assists vs. Bryant...Followed that up with 10 points and 5 boards at FDU.

2016-17: Came off the bench to score a career high 13 points in the loss at Brown . Hit 3 treys in the contest... Pulled down a career-high boards against Mount Saint Vincent.

Background: The 6-foot-5 Porter Jr. averaged 11.5 points and shot 46.3 percent from the floor in his final season at Polk Community College (Fl.). Porter Jr., who also grabbed 135 rebounds and shot 83.5 percent from the foul line, was named a First Team All Suncoast Conference selection. Prior to playing two seasons at Polk, he enjoyed a standout senior season at Barack Obama Academy of International Studies in Pittsburgh, Pennsylvania. Porter Jr., who will have two years of eligibility, poured in 21.9 ppg. and led Obama to the Pittsburgh City League Championship game. He was named the Player of the Year in the league and was tabbed as one of the Pittsburgh Gazette's Fab Five players. His father, Darelle Porter Sr., was a 1,000 point scorer for the University of Pittsburgh and is the Panthers' fourth all-time leader in assists.

THE STAT CREW SYSTEM St. Francis Brooklyn Individual Game-by-Game (as of Feb 02, 2018) All games

#23 PORTER, Darelle

Opponent	Date	gs	min	Total		3-Pointers		Free throws		Rebounds			pf	a	tlo	blk	stl	pts	avg	
				fg-fga	pct	3fg-fga	pct	ft-fa	pct	off	def	tot								
at Duquesne	11/11/17	16	4-5	.800	0-0	.000	1-1	1.000	1	1	2	2.0	3	1	0	0	1	9	9.0	
at Manhattan	11/15/17	31	4-7	.571	0-2	.000	3-4	.750	3	8	11	6.5	3	2	3	2	5	11	10.0	
BRWN	11/19/17	* 29	5-10	.500	1-4	.250	0-1	.000	1	9	10	7.7	4	0	1	1	0	11	10.3	
vs Navy	11/24/17	13	4-5	.800	0-1	.000	4-4	1.000	0	2	2	6.3	4	3	2	0	2	12	10.8	
vs Denver	11/25/17	* 31	2-8	.250	0-4	.000	3-4	.750	2	4	6	6.2	3	0	1	0	2	7	10.0	
at FGCU	11/26/17	13	2-6	.333	2-4	.500	1-2	.500	1	1	2	5.5	5	0	2	1	2	7	9.5	
CNR-MBB	11/30/17	14	2-5	.400	1-1	1.000	0-0	.000	3	7	10	6.1	0	0	0	0	2	5	8.9	
at Notre Dame	12/3/17	19	2-7	.286	1-2	.500	5-6	.833	0	3	3	5.8	3	1	1	1	0	10	9.0	
at Fordham	12/09/17	22	0-7	.000	0-2	.000	0-0	.000	1	5	6	5.8	3	2	1	0	1	0	8.0	
ARMY	12/12/17	21	2-4	.500	0-1	.000	3-4	.750	2	6	8	6.0	2	1	2	1	1	7	7.9	
MARITIME	12/16/17	14	2-3	.667	0-0	.000	0-0	.000	2	3	5	5.9	3	0	1	1	0	4	7.5	
at Saint Peter's	12/23/17	16	2-5	.400	0-1	.000	1-2	.500	0	3	3	5.7	5	1	1	0	0	5	7.3	
at Sacred Heart	12/29/17	12	0-3	.000	0-2	.000	0-0	.000	1	4	5	5.6	3	0	0	0	1	0	6.8	
WAGNER	12/31/17	17	3-5	.600	0-1	.000	1-2	.500	2	2	4	5.5	1	0	1	0	0	7	6.8	
at Robert Morris	01/04/18	20	2-4	.500	1-3	.333	2-2	1.000	1	5	6	5.5	4	0	0	0	1	7	6.8	
at SFU	1/6/18	15	3-4	.750	0-1	.000	4-4	1.000	1	1	2	5.3	3	1	0	1	1	10	7.0	
CCSU	1/11/18	18	3-5	.600	1-1	1.000	0-0	.000	2	1	3	5.2	0	4	1	0	1	7	7.0	
SACRED HEART	1/13/18	10	1-2	.500	0-1	.000	0-0	.000	0	1	1	4.9	3	1	1	0	0	2	6.7	
MOUNT	1/18/18	12	3-5	.600	0-0	.000	0-0	.000	1	3	4	4.9	1	2	1	1	3	6	6.7	
BRY	1/20/18	26	6-13	.462	1-1	1.000	0-0	.000	2	4	6	5.0	1	5	1	1	1	13	7.0	
at Fairleigh Dickinson	01/25/18	24	4-7	.571	0-3	.000	2-2	1.000	2	3	5	5.0	3	0	2	0	1	10	7.1	
at Mount St. Mary's	1/27/18	17	1-5	.200	1-4	.250	0-0	.000	2	2	4	4.9	3	1	0	0	1	3	7.0	
at Bryant	02/01/18	1	0-0	.000	0-0	.000	0-0	.000	0	0	0	4.7	1	0	0	0	0	0	6.7	
Totals		2	411	57-125	.456	9-39	.231	30-38	.789	30	78	108	4.7	61	25	22	10	26	153	6.7

Games played: 23
Minutes/game: 17.9
Points/game: 6.7
FG Pct: 45.6
3FG Pct: 23.1

Rebounds/game: 4.7
Assists/game: 1.1
Turnovers/game: 1.0
Assist/turnover ratio: 1.1
Steals/game: 1.1

POINTS

FIELD GOALS

FIELD GOALS ATTEMPTED

3PT FIELD GOALS

3PT FIELD GOALS ATTEMPTED

FREE THROWS

FREE THROWS ATTEMPTED

REBOUNDS

ASSISTS

TURNOVERS

BLOCKS

STEALS

MINUTES

CAREER HIGHS

13 (2X) LATEST VS. BRYANT (1/20/18)

6 VS. BRYANT (1/20/18)

13 VS. BRYANT (1/20/18)

3 @ BROWN (11/30/16)

5 (2X) LATEST VS. LAFAYETTE (12/5/16)

4 (2X) LATEST @ SFU (1/6/18)

4 (2X) LATEST @ SFU (1/6/18)

11 @ MANHATTAN (11/15/17)

5 VS. BRYANT (1/20/18)

3 @ MANHATTAN (11/15/17)

2 (3X) LATEST @ MANHATTAN (11/15/17)

5 @ MANHATTAN (11/15/17)

31 (2X) LATEST VS. DENVER (11/25/17)

SEASON HIGHS

13 LATEST VS. BRYANT (1/20/18)

6 VS. BRYANT (1/20/18)

13 VS. BRYANT (1/20/18)

2 @ FGCU (11/26/17)

4 (3X) LATEST @ FGCU (11/26/17)

4 (2X) LATEST @ SFU (1/6/18)

4 (2X) LATEST @ SFU (1/6/18)

11 @ MANHATTAN (11/15/17)

5 VS. BRYANT (1/20/18)

3 @ MANHATTAN (11/15/17)

2 @ MANHATTAN (11/15/17)

5 @ MANHATTAN (11/15/17)

31 (2X) LATEST VS. DENVER (11/25/17)

PORTER, Darelle

			Total		3-Point		F-Throws		Rebounds											Scoring	
Season	gp-gs	min/avg	fg-fga	pct	fg-fga	pct	ft-fa	pct	off	def	tot	avg	pf	fo	ast	to	blk	stl	pts	avg	
2016-17	26-0	265/10.2	27-85	.318	8-33	.242	12-19	.632	21	37	58	2.2	35	0	8	15	10	15	74	2.8	
2017-18	23-2	411/17.9	57-125	.456	9-39	.231	30-38	.789	30	78	108	4.7	61	2	25	22	10	26	153	6.7	
TOTAL	49-2	676/13.8	84-210	.400	17-72	.236	42-57	.737	51	115	166	3.4	96	2	33	37	20	41	227	4.6	



#10 Glenn Sanabria

Guard, JR, 5-11, 180
Staten Island, NY/St. Peter's



2017-18: Scored 13 points in a career-high 41 minutes at Manhattan...Scored a season-high 19 points against CNR...Also added a career-best seven rebounds and seven assists...Scored 17 points on 7-of-11 shooting at Saint Peter's...Went 5-of-6 from behind the arc, scoring 15 pts and dished 5 assists at Sacred Heart...Scored 16 points, 14 of which came in the second half versus Wagner...Sent the RMU game into O.T. with a buzzer-beating catch and shoot 3-pointer...The shot made ESPN's Sports Center's #3 Play of the Day...Recorded 15 pts with 5 assists and 3 steals at SFU...Scored 20 points making a career-best 6 treys in the win against the Mount...Followed that up with 21 points with 5 rebounds and 5 assists in the win vs. Bryant...Scored a season-high 23 points at Mount...Scored 21 points and handed out 6 assists at Bryant.

2016-17
Finished third in the NEC with 2.27 3-pointers per game...Placed 19th in the league in scoring at 12.4 ppg...Scored a career-high 30 points in the victory against Savannah State (11/25/16)...Went 5-of-9 from 3-point territory and was 7-of-7 from the line...Added a team-high 16 points against Texas-Rio Grande Valley...Named to the Emerald Coast Classic All-Tournament Team...Scored 21 points vs. Lafayette and dished a career-high seven assists against the Leopards...Drilled a career-best 7 treys in the victory against CCSU (12/31/16). Handed out a career-high 9 assists vs. Fairleigh Dickinson (1/26/17) and added 16 points.

2015-16
Tied a career-high with six assists at Saint Louis... Scored all 11 of his points in the first half at Louisville prior to shoulder injury that forced him to miss the remainder of the season... Earned a medical red-shirt.

2014-15: Averaged 22.6 minutes in 28 appearances during his initial season in the Red & Blue...Missed the last three contests (leg) of the regular-season...Second in the NEC in 3-point field goal shooting at 45 percent (31-of-69)...Received extensive action for the first time in his career with 23 minutes in the victory at Liberty (12/6/14)...Scored his first two collegiate buckets and also grabbed six boards and handed out three assists against the Flames...Scored a career-high 15 points (4-of-6 fga) and compiled six assists and three steals versus Mount St. Vincent (12/13/14)...Contributed 13 points in 29 minutes against Columbia (12/30/14)...Recorded 12 points, 5 assists, and four rebounds in the win at Fairleigh Dickinson (1/8/15)...Hit a pair of key second-half treys in the victory at Robert Morris (1/16/15) and finished 3-for-3 from deep in the contest...Forced overtime with a clutch trey in the final seconds of the win versus Mount St. Mary's (1/29/15)...Matched his season-high with 15 points in the victory at CCSU (2/5/15)...Hit 5-of-7 attempts from behind the arc versus the Blue Devils...Scored 10 points and went 3-for-4 from deep in the NEC Championship game against Robert Morris (3/10/15).

Background: Sanabria helped lead the St. Peter's Eagles to a 27-4 record in his senior season and the team won their first Staten Island High School title since 2009...The heady point guard averaged 13.6 points and 6.0 assists per game while directing the squad to their first CHSAA AA intersectional semifinal appearance since 2002...As a junior, Sanabria averaged 23.0 points per game in the city playoffs and scored 23 points against eventual state champion Christ the King...This past year, he scored 15 points against Archbishop Molloy in the CHSAA quarterfinals and added 17 points in the semifinals against Bishop Loughlin...Earlier in the season, Sanabria was named the Most Valuable Player at the Alumni Holiday Tournament after scoring 28 points against Christian Brothers Academy and also contributed nine points, seven assists, and four steals in the championship game victory against Bethlehem Catholic (Pa.)...Following the season, Sanabria was named to the Mayor's Cup and started for the CHSAA all-stars against the PSAL all-stars...The Staten Island Advance two-time all-star was also named the 2014 recipient of Staten Island's prestigious Jack Zaborowski Award, presented to a player who exhibits consistency, competitiveness, sportsmanship, toughness, leadership and plays a pivotal role in his team's success...MSG Varsity also named Sanabria to the NYC First Team squad.

THE STAT CREW SYSTEM St. Francis Brooklyn Individual Game-by-Game (as of Feb 02, 2018) All games

#10 SANABRIA, Glenn

Opponent	Date	gs	min	Total		3-Pointers		Free throws		Rebounds			pf	a	to	blk	stl	pts	avg		
				fg-fga	pct	3fg-fga	pct	ft-fa	pct	off	def	tot								avg	
at Duquesne	11/11/17	*	26	2-12	.167	2-5	.400	0-0	.000	2	1	3	3.0	4	2	0	1	6	6.0		
at Manhattan	11/15/17	*	41	4-11	.364	2-8	.250	3-5	.600	1	2	3	3.0	2	3	1	0	13	9.5		
BRWN	11/19/17	*	20	3-6	.500	1-4	.250	2-6	.333	0	4	4	3.3	3	1	0	0	1	9	9.3	
vs Navy	11/24/17	*	32	4-10	.400	2-5	.400	0-0	.000	0	2	2	3.0	1	1	0	1	2	10	9.5	
vs Denver	11/25/17	*	23	2-9	.222	2-8	.250	0-0	.000	1	0	1	2.6	0	0	0	0	0	6	8.8	
at FGCU	11/26/17	*	22	1-6	.167	0-3	.000	0-0	.000	0	1	1	2.3	1	1	0	0	1	2	7.7	
CNR-MBB	11/30/17	*	29	8-15	.533	3-7	.429	0-0	.000	2	5	7	3.0	3	7	1	1	1	19	9.3	
at Notre Dame	12/3/17	*	24	1-5	.200	1-4	.250	0-0	.000	1	3	4	3.1	3	4	2	1	1	3	8.5	
at Fordham	12/09/17	dnp	-	-	-	-	-	-	-	-	-	-	-	-	-	-	-	-	-	-	
ARMY	12/12/17	dnp	-	-	-	-	-	-	-	-	-	-	-	-	-	-	-	-	-	-	
MARITIME	12/16/17	*	24	4-7	.571	1-3	.333	0-2	.000	0	2	2	3.0	2	3	3	0	1	9	8.6	
at Saint Peter's	12/23/17	*	39	7-11	.636	2-4	.500	1-2	.500	1	3	4	3.1	4	3	2	0	2	17	9.4	
at Sacred Heart	12/29/17	*	37	5-9	.556	5-6	.833	0-0	.000	0	2	2	3.0	0	5	0	0	0	15	9.9	
WAGNER	12/31/17	*	36	5-10	.500	1-3	.333	5-5	1.000	1	5	6	3.3	4	4	1	0	3	16	10.4	
at Robert Morris	01/04/18	*	33	5-13	.385	2-5	.400	0-0	.000	2	3	5	3.4	4	4	3	0	0	12	10.5	
at SFU	1/6/18	*	32	6-7	.857	3-4	.750	0-0	.000	1	1	2	3.3	3	5	2	1	3	15	10.9	
CCSU	1/11/18	*	25	1-6	.167	1-5	.200	3-6	.500	1	3	4	3.3	1	3	1	0	0	6	10.5	
SACRED HEART	1/13/18	*	25	3-8	.375	1-3	.333	3-4	.750	0	1	1	3.2	2	1	3	0	0	10	10.5	
MOUNT	1/18/18	*	35	6-10	.600	6-9	.667	2-2	1.000	0	3	3	3.2	1	2	2	0	1	20	11.1	
BRY	1/20/18	*	36	7-13	.538	5-9	.556	2-4	.500	1	4	5	3.3	2	5	0	1	0	21	11.6	
at Fairleigh Dickinson	01/25/18	*	27	2-6	.333	0-3	.000	0-2	.000	1	3	4	3.3	3	2	1	1	1	4	11.2	
at Mount St. Mary's	1/27/18	*	36	9-14	.643	5-9	.556	0-0	.000	1	1	2	3.3	1	3	1	0	1	23	11.8	
at Bryant	02/01/18	*	29	6-11	.545	2-3	.667	7-11	.636	2	1	3	3.2	3	6	0	0	2	21	12.2	
Totals			21	631	91-199	.457	47-110	.427	28-49	.571	18	50	68	3.2	47	65	23	7	21	257	12.2

Games played: 21
Minutes/game: 30.0
Points/game: 12.2
FG Pct: 45.7

Rebounds/game: 3.2
Assists/game: 3.1
Turnovers/game: 1.1
Assist/turnover ratio: 2.8

POINTS

FIELD GOALS

FIELD GOALS ATTEMPTED

3PT FIELD GOALS

3PT FIELD GOALS ATTEMPTED

FREE THROWS

FREE THROWS ATTEMPTED

REBOUNDS

ASSISTS

TURNOVERS

BLOCKS

STEALS

MINUTES

CAREER HIGHS

30 VS. SAVANNAH STATE (11/25/16)

9 @ MOUNT (1/27/18)

16 (2X) LATEST @ ROBERT MORRIS (1/7/17)

6 VS. MOUNT ST. MARY'S (1/18/18)

12 (2X) LATEST VS. BRYANT (12/29/16)

8 @ FAIRLEIGH DICKINSON (1/8/15)

12 @ FAIRLEIGH DICKINSON (1/8/15)

7 VS. COLLEGE OF NEW ROCHELLE (11/30/17)

9 VS. FAIRLEIGH DICKINSON (1/26/17)

5 @ BROWN, 11/30/16

1 VS. BRYANT (1/5/15)

3 (4X) LATEST @ SFU, 1/6/18)

41 (2X) LATEST @ MANHATTAN (11/15/17)

SEASON- HIGHS

23 @ MOUNT (1/27/18)

9 @ MOUNT (1/27/18)

15 VS. CNR (11/30/17)

6 VS. MOUNT ST. MARY'S (1/18/18)

9 (2X) LATEST VS. BRYANT (1/20/18)

7 VS. BRYANT (2/2/18)

11 VS. BRYANT (2/2/18)

7 VS. COLLEGE OF NEW ROCHELLE (11/30/17)

7 VS. CNR (11/30/17)

3 @ ROBERT MORRIS (1/4/18)

1 (2X) LATEST VS. CNR (11/30/17)

3 (4X) LATEST @ SFU, 1/6/18)

41 @ MANHATTAN (11/15/17)

SANABRIA, Glenn

			Total		3-Point		F-Throws		Rebounds											Scoring	
Season	gp-gs	min/avg	fg-fga	pct	fg-fga	pct	ft-fa	pct	off	def	tot	avg	pf	fo	ast	to	blk	stl	pts	avg	
2014-15	28-0	633/22.6	49-117	.419	31-69	.449	40-60	.667	23	31	54	1.9	49	1	58	31	4	20	169	6.0	
2015-16	6-6	145/24.2	17-52	.327	10-30	.333	7-10	.700	2	5	7	1.2	16	0	19	10	1	7	51	8.5	
2016-17	30-30	998/33.3	120-363	.331	68-205	.332	63-87	.724	24	39	63	2.1	70	0	74	43	6	37	371	12.4	
2017-18	21-21	631/30.0	91-199	.457	47-110	.427	28-49	.571	18	50	68	3.2	47	0	65	23	7	21	257	12.2	
TOTAL	85-57	2407/28.3	277-731	.379	156-414	.377	138-206	.670	67	125	192	2.3	182	1	216	107	18	85	848	10.0	



2017-18

Has made three starts this season and is playing 12.9 mpg...Has appeared in one NEC contest.

2016-17

Made 21 starts and averaged 21.7 minutes per game...Was fourth on the team with 23 steals...Scored a season-high 11 points at Brown...Pulled down a career-high 10 rebounds at Army and in the next contest vs. Lafayette.

2015-16:

Had started seven straight contests prior to a finger injury (against FDU, 2/6) and was averaging 7.0 ppg. and 5.0 rpg. in 30.0 minutes during the stretch...Williams, a redshirt last year, was 17-of-31 from the floor and 8-for-16 from 3-point land over the span. Returned to the lineup vs. Bryant and played 14 minutes...Scored his first career field goal against Mount Saint Vincent. Also grabbed 3 boards and handed out a pair of assists...Scored 7 points and hit his first two career treys in Madison Square Garden against St. John's...Also came up with a game-high three steals...Handed out a season-high 3 assists at FDU...Grabbed six boards at Mount Saint Mary's... Made his first career start against Sacred Heart and grabbed six boards in 25 minutes...produced nine points to go along with a pair of blocks and steals at Wagner (1/28/16)...Produced a career-high 11 points and career-best 8 boards in the win vs. FDU (2/6/16).

Prior to SFBK:

Received an academic redshirt in 2014-2015... Williams, who was selected to play in the prestigious Kentucky/Indiana All-Stars boys' All-Stars contest at Rupp Arena, scored more than 1,000 points in his career at John Hardin High School and finished fourth on the school's all-time scoring list. He averaged 18.6 points, 7.7 rebounds, 2.4 steals and 1.9 blocks per game in 2013-14. The Bulldogs won back-to-back 17th District and 5th Region championships and reached the Sweet 16 quarterfinals in Williams' sophomore and junior seasons.

CAREER HIGHS

POINTS	11 VS. FDU (2/6/16)
FIELD GOALS	4 VS. FDU (2/6/16)
FIELD GOALS ATTEMPTED	5 (3X) LATEST VS. FDU (2/6/16)
3PT FIELD GOALS	2 (3X) LATEST VS. FDU (2/6/16)
3PT FIELD GOALS ATTEMPTED	4 VS. BRYANT (2/25/16)
FREE THROWS	3 VS. SACRED HEART (1/16/16)
FREE THROWS ATTEMPTED	5 VS. SACRED HEART (1/16/16)
REBOUNDS	8 VS. FDU (2/6/16)
ASSISTS	3 @ FDU (1/2/15)
TURNOVERS	4 VS. FDU (2/6/16)
BLOCKS	2 @ WAGNER (1/28/16)
STEALS	3 (2X) LATEST @ BROWN, 11/30/16
MINUTES	36 @ WAGNER (1/28/16)

THE STAT CREW SYSTEM St. Francis Brooklyn Individual Game-by-Game (as of Feb 02, 2018) All games

#13 WILLIAMS, Keon

Opponent	Date	gs	min	Total		3-Pointers		Free throws		Rebounds												
				fg-fga	pct	3fg-fga	pct	ft-fa	pct	off	def	tot	avg	pf	a	to	blk	stl	pts	avg		
at Duquesne	11/11/17	11	0-1	.000	0-1	.000	0-0	.000	0	1	1	1.0	0	0	1	0	0	0	0	0.0		
at Manhattan	11/15/17	*	15	1-2	.500	1-2	.500	0-1	.000	0	0	0.5	2	0	0	0	0	0	3	1.5		
BRVN	11/19/17	dnp	-	-	-	-	-	-	-	-	-	-	-	-	-	-	-	-	-	-		
vs Navy	11/24/17	dnp	-	-	-	-	-	-	-	-	-	-	-	-	-	-	-	-	-	-		
vs Denver	11/25/17	dnp	-	-	-	-	-	-	-	-	-	-	-	-	-	-	-	-	-	-		
at FGCU	11/26/17	6	0-1	.000	0-1	.000	1-2	.500	0	1	1	0.7	0	0	0	0	0	0	1	1.3		
CNR-MBB	11/30/17	15	2-5	.400	0-2	.000	2-2	1.000	0	4	4	1.5	1	1	0	0	0	0	6	2.5		
at Notre Dame	12/3/17	7	0-2	.000	0-1	.000	0-0	.000	0	2	2	1.6	1	0	0	1	0	0	2	2.0		
at Fordham	12/09/17	*	17	0-0	.000	0-0	.000	1-2	.500	0	1	1	1.5	1	0	1	0	1	1	1.8		
ARMY	12/12/17	*	22	0-2	.000	0-2	.000	1-2	.500	0	2	2	1.6	4	1	2	0	1	1	1.7		
MARITIME	12/16/17	dnp	-	-	-	-	-	-	-	-	-	-	-	-	-	-	-	-	-	-		
at Saint Peter's	12/23/17	dnp	-	-	-	-	-	-	-	-	-	-	-	-	-	-	-	-	-	-		
at Sacred Heart	12/29/17	dnp	-	-	-	-	-	-	-	-	-	-	-	-	-	-	-	-	-	-		
WAGNER	12/31/17	dnp	-	-	-	-	-	-	-	-	-	-	-	-	-	-	-	-	-	-		
at Robert Morris	01/04/18	dnp	-	-	-	-	-	-	-	-	-	-	-	-	-	-	-	-	-	-		
at SFU	1/6/18	dnp	-	-	-	-	-	-	-	-	-	-	-	-	-	-	-	-	-	-		
CCSU	1/11/18	dnp	-	-	-	-	-	-	-	-	-	-	-	-	-	-	-	-	-	-		
SACRED HEART	1/13/18	10	2-3	.667	1-2	.500	1-2	.500	0	0	0	1.4	0	0	0	0	0	1	6	2.3		
MOUNT	1/18/18	dnp	-	-	-	-	-	-	-	-	-	-	-	-	-	-	-	-	-	-		
BRY	1/20/18	dnp	-	-	-	-	-	-	-	-	-	-	-	-	-	-	-	-	-	-		
at Fairleigh Dickinson	01/25/18	dnp	-	-	-	-	-	-	-	-	-	-	-	-	-	-	-	-	-	-		
at Mount St. Mary's	1/27/18	0	0-0	.000	0-0	.000	0-0	.000	0	0	0	1.2	0	0	0	0	0	0	0	2.0		
at Bryant	02/01/18	dnp	-	-	-	-	-	-	-	-	-	-	-	-	-	-	-	-	-	-		
Totals		3	103	5-16	.313	2-11	.182	6-11	.545	0	11	11	1.2	9	2	4	1	3	18	2.0		

Games played: 9
Minutes/game: 11.4
Points/game: 2.0
FG Pct: 31.3

Rebounds/game: 1.2
Assists/game: 0.2
Turnovers/game: 0.4
Assist/turnover ratio: 0.5

SEASON HIGHS

POINTS	VS. CNR (11/30/17)
FIELD GOALS	2 VS. CNR 11/30/17
FIELD GOALS ATTEMPTED	5 VS. CNR (11/30/17)
3PT FIELD GOALS	
3PT FIELD GOALS ATT.	2 VS. CNR (11/30/17)
FREE THROWS	2 VS. CNR (11/30/17)
FREE THROWS ATTEMPTED	2 VS. CNR (11/30/17)
REBOUNDS	4 VS. CNR (11/30/17)
ASSISTS	1 VS. CNR 11/30/17)
TURNOVERS	0 VS. CNR (11/30/17)
BLOCKS	1 @ NOTRE DAME (12/3/17)
STEALS	1 VS. ARMY (12/12/17)
MINUTES	22 VS. ARMY (12/12/17)

WILLIAMS, Keon

			Total		3-Point		F-Throws		Rebounds										Scoring	
Season	gp-gs	min/avg	fg-fga	pct	fg-fga	pct	ft-fa	pct	off	def	tot	avg	pf	fo	ast	to	blk	stl	pts	avg
2015-16	28-7	484/17.3	27-72	.375	12-41	.293	11-19	.579	25	42	67	2.4	38	1	11	19	5	16	77	2.8
2016-17	31-21	673/21.7	37-131	.282	10-55	.182	24-40	.600	39	95	134	4.3	53	1	17	21	8	23	108	3.5
2017-18	9-3	103/11.4	5-16	.313	2-11	.182	6-11	.545	0	11	11	1.2	9	0	2	4	1	3	18	2.0
TOTAL	68-31	1260/18.5	69-219	.315	24-107	.224	41-70	.586	64	148	212	3.1	100	2	30	44	14	42	203	3.0



2017-18

Has made 21 starts and is averaging 9.4 mpg...Blocked a pair of shots at SFU...Recorded a career-best 4 assists in just 11 minutes against CCSU...Grabbed a career-high 8 boards and rejected a career-best 4 shots in the road win at Bryant.

2016-17

Started 14 contests and averaged 9.7 minutes per game...Was second on the squad with 16 blocks...Grabbed 5 rebounds versus Fairleigh Dickinson (1/26/17)...Scored 5 pts and grabbed 6 boards versus SFU (2/2/17). Grabbed a career-high seven rebounds and blocked a career-best three shots versus Robert Morris (2/4/17).

2015-16

Grabbed 3 boards in the victory against Mount St. Vincent...Made a big impact for the first time in his young career in the win against SFU...Scored his first four career points as he went 4-of-4 from the line and added five rebounds, a block and a steal in 12 minutes off the bench in the opening half.

Background: Nurse flourished during his senior season at the Queens HS of Teaching. He averaged almost 11 points and 16.0 rebounds during the PSAL regular season, upping his scoring to almost 14 ppg. during the PSAL playoffs. He also averaged 2.3 assists per contest and was named to the Mayor's Trophy Game. The Queens Times Ledger named Nurse a 2015 All Queens Honorable mention selection.

POINTS

FIELD GOALS

FIELD GOALS ATTEMPTED

3PT FIELD GOALS

3PT FIELD GOALS ATTEMPTED

FREE THROWS

FREE THROWS ATTEMPTED

REBOUNDS

ASSISTS

TURNOVERS

BLOCKS

STEALS

MINUTES

CAREER HIGHS

5 (2X) LATEST VS. SFU (2/2/17)

2 (3X) LATEST @ SACRED HEART (12/29/17)

4 @ PROVIDENCE (11/21/16)

0

0

4 VS. SFU (1/7/16)

4 (2X) LATEST VS. SFU (2/2/17)

8 @ BRYANT (2/2/18)

4 VS. CCSU (1/11/18)

3 VS. ROBERT MORRIS (2/4/17)

4 @ BRYANT (2/2/18)

1 VS. SFU (1/7/16)

19 @ ROBERT MORRIS (1/7/17)

SEASON HIGHS

4 (2X) LATEST @SACRED HEART (12/29/17)

2 @ @SACRED HEART (12/29/17)

3 @ NOTRE DAME (12/3/17)

1 VS. FGCU (11/26/17)

2 VS. FGCU (11/26/17)

8 @ BRYANT (2/2/18)

4 VS. CCSU (1/11/18)

2 VS. FGCU (11/26/17)

4 @ BRYANT (2/2/18)

2 VS. ARMY (12/12/17)

22 VS. FGCU (11/26/17)

THE STAT CREW SYSTEM

St. Francis Brooklyn Individual Game-by-Game (as of Feb 02, 2018)

All games

#11 NURSE, Josh

Opponent	Date	gs	min	Total		3-Pointers		Free throws		Rebounds			pf	a	tlo	blk	stl	pts	avg	
				fg-fga	pct	3fg-fga	pct	ft-fa	pct	off	def	tot								avg
at Duquesne	11/11/17	*	5	0-2	.000	0-0	.000	0-0	.000	1	0	1	1.0	0	0	1	0	0	0.0	
at Manhattan	11/15/17	dnp	-	-	-	-	-	-	-	-	-	-	-	-	-	-	-	-	-	
BRWN	11/19/17	*	4	0-0	.000	0-0	.000	0-0	.000	0	1	1	1.0	1	0	1	0	0	0.0	
vs Navy	11/24/17	*	10	0-1	.000	0-0	.000	0-0	.000	0	0	0	0.7	2	0	1	0	0	0.0	
vs Denver	11/25/17	dnp	-	-	-	-	-	-	-	-	-	-	-	-	-	-	-	-	-	
at FGCU	11/26/17	*	22	1-1	1.000	0-0	.000	1-2	.500	1	4	5	1.8	4	2	2	1	0	3.8	
CNR-MBB	11/30/17	*	10	1-2	.500	0-0	.000	0-0	.000	1	4	5	2.4	2	0	0	0	0	2.10	
at Notre Dame	12/3/17	*	12	2-3	.667	0-0	.000	0-0	.000	1	2	3	2.5	1	1	0	0	0	4.15	
at Fordham	12/09/17	*	8	0-1	.000	0-0	.000	0-0	.000	0	0	0	2.1	1	1	1	0	0	1.3	
ARMY	12/12/17	*	10	1-1	1.000	0-0	.000	0-0	.000	1	2	3	2.3	4	1	1	0	2	2.14	
MARITIME	12/16/17	*	7	0-1	.000	0-0	.000	2-4	.500	0	0	0	2.0	1	0	0	0	1	2.14	
at Saint Peter's	12/23/17	*	11	0-0	.000	0-0	.000	0-0	.000	0	2	2	2.0	3	0	3	2	0	1.3	
at Sacred Heart	12/29/17	*	11	2-3	.667	0-0	.000	0-0	.000	1	1	2	2.0	3	1	1	0	0	4.15	
WAGNER	12/31/17	*	7	0-4	.000	0-0	.000	0-0	.000	1	0	1	1.9	1	0	1	0	0	1.4	
at Robert Morris	01/04/18	*	7	2-3	.667	0-0	.000	0-0	.000	1	0	1	1.8	1	0	1	0	0	4.16	
at SFU	1/6/18	*	10	0-0	.000	0-0	.000	0-2	.000	0	3	3	1.9	3	1	1	2	0	0.15	
CCSU	1/11/18	*	11	0-2	.000	0-0	.000	0-0	.000	3	0	3	2.0	3	4	1	1	0	0.14	
SACRED HEART	1/13/18	*	9	1-3	.333	0-0	.000	1-2	.500	1	1	2	2.0	1	1	0	1	0	3.15	
MOUNT	1/18/18	*	10	1-1	1.000	0-0	.000	1-2	.500	0	1	1	1.9	3	1	1	0	1	3.16	
BRY	1/20/18	*	7	1-1	1.000	0-0	.000	0-0	.000	1	1	2	1.9	3	0	2	1	0	2.16	
at Fairleigh Dickinson	01/25/18	*	8	0-1	.000	0-0	.000	1-2	.500	0	0	0	1.8	3	0	0	0	0	1.16	
at Mount St. Mary's	1/27/18	*	4	0-0	.000	0-0	.000	0-0	.000	0	0	0	1.8	2	0	0	0	0	0.15	
at Bryant	02/01/18	*	18	1-3	.333	0-0	.000	0-0	.000	3	5	8	2.0	0	0	2	4	0	2.15	
Totals		21	201	13-33	.394	0-0	.000	6-14	.429	16	27	43	2.0	42	13	20	12	4	32	1.5

Games played: 21
Minutes/game: 9.6
Points/game: 1.5
FG Pct: 39.4

Rebounds/game: 2.0
Assists/game: 0.6
Turnovers/game: 1.0
Assist/turnover ratio: 0.7

NURSE, Josh

Season	gp-gs	min/avg	Total		3-Point		F-Throws		Rebounds				Scoring							
			fg-fga	pct	fg-fga	pct	ft-fa	pct	off	def	tot	avg	pf	fo	ast	to	blk	stl	pts	avg
2015-16	15-0	71/4.7	0-3	.000	0-0	.000	5-7	.714	3	10	13	0.9	18	0	0	5	2	2	5	0.3
2016-17	30-14	290/9.7	18-38	.474	0-0	.000	18-41	.439	27	37	64	2.1	70	0	12	25	16	8	54	1.8
2017-18	21-21	201/9.6	13-33	.394	0-0	.000	6-14	.429	16	27	43	2.0	42	0	13	20	12	4	32	1.5
TOTAL	66-35	562/8.5	31-74	.419	0-0	.000	29-62	.468	46	74	120	1.8	130	0	25	50	30	14	91	1.4



2017-18: 10th in the NEC in scoring (14.9 ppg.)...14th in rebounding (5.5 pg.)...Paced the Terriers with 21 points (7-of-13 fg) in the season-opener at Duquesne...Scored 16 of his game-high 23 pts in the win against Brown....Also handed out a career-high 6 assists and pulled down 6 boards vs. the Bears...Named to All-Tournament Team at FGCU Tournament...Led the squad with 22 points at Fordham...Recorded his second career double-double with a career-best 25 points and 10 boards at Saint Peter's...Scored 22 points and grabbed 7 boards vs. Wagner...Had 20 pts and 9 boards vs. Mount...Tied his career-high with 6 assists at FDU and added a team-high 18 points.

2016-17: His 378 points were the most a Terrier freshman has scored in the NEC era...In addition, his 153 free-throw attempts were a program record for a freshman...Scored 20 or more points six times...Three-Time NEC Rookie of the Week honoree...Dunn was the NEC's second-leading freshman scorer at 13.1 ppg (12th in NEC)...Was also 11th in the league with 1.39 steals per game...Came off the bench to score 20 points in 26 minutes against Savannah State. Dunn hit 7-Of-8 fg's, including his first 7 attempts. He also went 4-for-4 from the line. The last Terrier freshman to score 20 points was Stefan Perunicic on 2/19/09. Perunicic hit the 20-pt mark three times that season...Scored 16 points in the loss at Brown...Scored 20 points at Army and added five steals...Scored a career-best 24 points in the OT win versus Bryant (12/29/16) and added 19 more in the OT win against CCSU (12/31/16)...Scored 21 points, including 18 in the 2nd half in his first career start at LIU Brooklyn (1/14/17)...Grabbed nine rebounds versus Sacred Heart and Mount St. Mary's....Recorded his first career double-double with 15 points and a career-best 10 rebounds against Robert Morris (2/4/17)...Converted a season-high 10 made free throws at Bryant (2/11).

Background: Helped lead Thomas Jefferson to their first PSAL Class AA crown in 62 years and the program's first state federation title as a senior. The playmaker averaged 16.0 points, 5.0 rebounds, and 4.0 assists, and was named the Co-Most Valuable Player after scoring 23 points in the title game at Madison Square Garden. Dunn also added 21 points in the Federation final...Named to the First Team All-NYC Team after his standout season.

THE STAT CREW SYSTEM
St. Francis Brooklyn Individual Game-by-Game (as of Feb 02, 2018)
All games

#00 DUNN, Rasheem

Opponent	Date	gs	min	Total		3-Pointers		Free throws		Rebounds											
				fg-fga	pct	3fg-fga	pct	ft-fa	pct	off	def	tot	avg	pf	a	to	blk	stl	pts	avg	
at Duquesne	11/11/17	*	30	7-13	.538	1-5	.200	6-7	.857	1	4	5	5.0	4	0	0	0	1	21	21.0	
at Manhattan	11/15/17	*	20	4-8	.500	1-3	.333	4-6	.667	0	2	2	3.5	5	1	1	1	0	13	17.0	
BRWN	11/19/17	*	33	8-18	.444	1-5	.200	6-7	.857	2	4	6	4.3	0	6	4	0	1	23	19.0	
vs Navy	11/24/17	*	18	3-7	.429	3-5	.600	0-0	.000	0	3	3	4.0	3	2	4	0	1	9	16.5	
vs Denver	11/25/17	*	30	2-11	.182	1-6	.167	4-4	1.000	1	5	6	4.4	1	2	1	0	1	9	15.0	
at FGCU	11/26/17	*	29	5-11	.455	0-3	.000	0-0	.000	0	2	2	4.0	1	1	3	0	1	10	14.2	
CNR-MBB	11/30/17	dnr	-	-	-	-	-	-	-	-	-	-	-	-	-	-	-	-	-	-	
at Notre Dame	12/3/17		27	5-13	.385	0-2	.000	0-0	.000	2	2	4	4.0	2	1	3	0	1	10	13.6	
at Fordham	12/09/17	*	30	8-14	.571	1-3	.333	5-7	.714	1	3	4	4.0	1	4	3	0	1	22	14.6	
ARMY	12/12/17	*	21	3-7	.429	0-4	.000	4-6	.667	0	3	3	3.9	2	2	1	0	1	10	14.1	
MARITIME	12/16/17	*	22	1-8	.125	1-3	.333	2-2	1.000	1	6	7	4.2	3	3	1	0	0	5	13.2	
at Saint Peter's	12/23/17	*	38	7-14	.500	5-10	.500	6-6	1.000	1	9	10	4.7	5	1	3	0	0	25	14.3	
at Sacred Heart	12/29/17	*	33	6-17	.353	1-6	.167	3-5	.600	2	3	5	4.8	0	1	1	0	3	16	14.4	
WAGNER	12/31/17	*	31	5-16	.313	2-4	.500	10-12	.833	1	6	7	4.9	4	1	0	0	2	22	15.0	
at Robert Morris	01/04/18	*	41	7-22	.318	0-7	.000	3-4	.750	1	9	10	5.3	2	0	2	0	1	17	15.1	
at SFU	1/6/18	*	36	6-10	.600	1-5	.200	0-0	.000	1	7	8	5.5	2	4	4	0	1	13	15.0	
CCSU	1/11/18	*	37	7-15	.467	5-13	.385	2-3	.667	0	4	4	5.4	3	4	1	0	2	21	15.4	
SACRED HEART	1/13/18	*	23	3-10	.300	1-4	.250	0-1	.000	0	1	1	5.1	2	0	0	0	2	7	14.9	
MOUNT	1/18/18	*	34	6-17	.353	1-4	.250	7-7	1.000	1	8	9	5.3	1	4	1	0	0	20	15.2	
BRY	1/20/18	*	30	5-13	.385	2-5	.400	3-4	.750	0	7	7	5.4	3	2	3	0	1	15	15.2	
at Fairleigh Dickinson	01/25/18	*	33	7-17	.412	2-6	.333	2-3	.667	2	4	6	5.5	1	6	1	0	2	18	15.3	
at Mount St. Mary's	1/27/18	*	35	1-8	.125	1-4	.250	2-4	.500	0	7	7	5.5	1	4	1	0	0	5	14.8	
at Bryant	02/01/18	*	36	6-14	.429	2-6	.333	2-4	.500	1	5	6	5.5	1	2	3	0	4	16	14.9	
Totals			21	667	112-283	.396	32-113	.283	71-92	.772	18	104	122	5.5	47	51	41	1	26	327	14.9

Games played: 22
 Minutes/game: 30.3
 Points/game: 14.9
 FG Pct: 39.6
 3FG Pct: 28.3

Rebounds/game: 5.5
 Assists/game: 2.3
 Turnovers/game: 1.9
 Assist/turnover ratio: 1.2
 Steals/game: 1.2

CAREER HIGHS

POINTS
FIELD GOALS
FIELD GOALS ATTEMPTED
3PT FIELD GOALS
3PT FIELD GOALS ATTEMPTED
FREE THROWS
FREE THROWS ATTEMPTED

25 @ SAINT PETER'S (12/23/17)
(8) (3X) LATEST @ FORDHAM (12/9/17)
18 (2X) LATEST VS. FDU (1/26/17)
5 (2X) LATEST VS. CCSU (1/11/18)
13 VS. CCSU (1/11/18)
10 (2X) LATEST VS. WAGNER (12/31/17)
12 (2X) LATEST VS. WAGNER (12/31/17)

REBOUNDS
ASSISTS
TURNOVERS
BLOCKS
STEALS
MINUTES

10 (3X) LATEST @ ROBERT MORRIS (1/4/18)
6 (2X) LATEST @ FDU (1/25/18)
4 VS. BROWN (11/19/17)
1 (2X) LATEST VS. MANHATTAN (12/20/16)
5 @ ARMY (12/3/16)
41 @ ROBERT MORRIS (1/4/18)

SEASON HIGHS

25 @ SAINT PETER'S 12/23/17)
8 (2X) LATEST @ FORDHAM (12/9/17)
18 VS. BROWN (11/17/27)
5 (2X) LATEST VS. CCSU (1/11/18)
13 VS. CCSU (1/11/18)
10 (2X) LATEST VS. WAGNER (12/31/17)
12 (2X) LATEST VS. WAGNER (12/31/17)
10 (2X) LATEST @ ROBERT MORRIS (1/4/18)
6 (2X) LATEST @ FDU (1/25/18)
4 (2X) LATEST VS. NAVY 1/24/17)
1 @ MANHATTAN
3 @ SACRED HEART (12/29/17)
41 @ ROBERT MORRIS (1/4/18)

DUNN, Rasheem

			Total		3-Point		F-Throws		Rebounds											Scoring	
Season	gp-gs	min/avg	fg-fga	pct	fg-fga	pct	ft-fa	pct	off	def	tot	avg	pf	fo	ast	to	blk	stl	pts	avg	
2016-17	30-11	897/29.9	129-333	.387	24-109	.220	112-162	.691	44	109	153	5.1	63	2	49	52	3	43	394	13.1	
2017-18	22-21	667/30.3	112-283	.396	32-113	.283	71-92	.772	18	104	122	5.5	47	2	51	41	1	26	327	14.9	
TOTAL	52-32	1564/30.1	241-616	.391	56-222	.252	183-254	.720	62	213	275	5.3	110	4	100	93	4	69	721	13.9	



2017-18: Scored 11 points on 4-of-5 shooting at Manhattan... Scored a career-high 16 points and added a season-best 8 boards versus CNR...Followed that up with 8 points and 8 rebounds in his first career start at Notre Dame...Scored 10 points in just 16 minutes off the bench against Army...Matched his career-high with 16 points against Wagner, 14 of which came in the second half...Scored 13 points and was a career-best 3-of-3 from 3-pt range at Robert Morris...Scored 13 points and went 3-for-3 from behind the arc in the win at Bryant.

Background: Cosic, a 6-foot-6 forward, will have three years of eligibility after playing one season at Frank Phillips College in Borger, Texas. Last season, Cosic played in only 15 games for the Plainsmen after suffering an early-season ankle injury, and averaged 6.9 points and 4.2 rebounds per game in 22.0 minutes per contest. He shot 48.7 percent from the floor and 86.7 percent from the foul line. Cosic scored a season-high 16 points at New Mexico on February 27th and added 14 on February 6th against perennial JUCO power South Plains.

THE STAT CREW SYSTEM
St. Francis Brooklyn Individual Game-by-Game (as of Feb 02, 2018)
All games

#21 COSIC, Milija

Opponent	Date	gs	min	Total		3-Pointers		Free throws		Rebounds			pf	a	tlo	blk	stl	pts	avg	
				fg-fga	pct	3fg-fga	pct	ft-fa	pct	off	def	tot								avg
at Duquesne	11/11/17	20	2-6	.333	0-0	.000	0-0	.000	2	2	4	4.0	3	1	1	0	1	4	4.0	
at Manhattan	11/15/17	12	4-5	.800	0-0	.000	3-4	.750	1	1	2	3.0	4	0	2	0	0	11	7.5	
BRWN	11/19/17	18	0-2	.000	0-0	.000	0-0	.000	0	1	1	2.3	1	0	1	0	0	0	5.0	
vs Navy	11/24/17	10	1-2	.500	0-0	.000	3-4	.750	0	3	3	2.5	4	0	3	0	2	5	5.0	
vs Denver	11/25/17	26	0-0	.000	0-0	.000	6-8	.750	0	0	0	2.0	4	1	0	0	0	6	5.2	
at FGCU	11/26/17	dnp	-	-	-	-	-	-	-	-	-	-	-	-	-	-	-	-	-	
CNR-MBB	11/30/17	19	6-12	.500	0-1	.000	4-4	1.000	6	2	8	3.0	0	1	1	0	1	16	7.0	
at Notre Dame	12/3/17	* 29	3-7	.429	0-2	.000	2-2	1.000	5	3	8	3.7	2	0	2	0	0	8	7.1	
at Fordham	12/09/17	* 14	0-4	.000	0-3	.000	0-0	.000	1	4	5	3.9	1	0	2	0	0	0	6.3	
ARMY	12/12/17	16	4-8	.500	0-0	.000	2-4	.500	0	1	1	3.6	1	0	0	1	1	10	6.7	
MARITIME	12/16/17	18	3-9	.333	0-1	.000	4-7	.571	6	3	9	4.1	3	0	2	0	1	10	7.0	
at Saint Peter's	12/23/17	dnp	-	-	-	-	-	-	-	-	-	-	-	-	-	-	-	-	-	
at Sacred Heart	12/29/17	13	2-2	1.000	0-0	.000	0-0	.000	0	2	2	3.9	5	0	0	0	0	4	6.7	
WAGNER	12/31/17	24	6-10	.600	1-1	1.000	3-4	.750	1	1	2	3.8	3	1	3	0	0	16	7.5	
at Robert Morris	01/04/18	31	4-5	.800	3-3	1.000	2-3	.667	0	3	3	3.7	3	0	2	0	0	13	7.9	
at SFU	1/6/18	22	5-10	.500	0-1	.000	0-0	.000	1	0	1	3.5	3	0	2	2	0	10	8.1	
CCSU	1/11/18	18	2-2	1.000	0-0	.000	1-1	1.000	3	1	4	3.5	4	0	1	1	0	5	7.9	
SACRED HEART	1/13/18	8	0-1	.000	0-0	.000	0-0	.000	0	1	1	3.4	4	0	1	0	1	0	7.4	
MOUNT	1/18/18	28	2-4	.500	1-2	.500	1-1	1.000	0	0	0	3.2	2	1	1	1	1	6	7.3	
BRY	1/20/18	18	4-6	.667	0-1	.000	0-0	.000	1	1	2	3.1	2	0	1	0	0	8	7.3	
at Fairleigh Dickinson	01/25/18	19	0-5	.000	0-0	.000	0-0	.000	0	2	2	3.1	1	2	1	0	0	0	6.9	
at Mount St. Mary's	1/27/18	18	2-4	.500	0-1	.000	0-0	.000	1	3	4	3.1	3	0	0	0	0	4	6.8	
at Bryant	02/01/18	17	4-8	.500	3-3	1.000	2-2	1.000	4	1	5	3.2	4	1	3	0	1	13	7.1	
Totals		2	398	54-112	.482	8-19	.421	33-44	.750	32	35	67	3.2	57	8	29	5	9	149	7.1

Games played: 21
 Minutes/game: 19.0
 Points/game: 7.1
 FG Pct: 48.2
 3FG Pct: 42.1

Rebounds/game: 3.2
 Assists/game: 0.4
 Turnovers/game: 1.4
 Assist/turnover ratio: 0.3
 Steals/game: 0.4

CAREER HIGHS

POINTS

FIELD GOALS

FIELD GOALS ATTEMPTED

3PT FIELD GOALS

3PT FIELD GOALS ATTEMPTED

FREE THROWS

FREE THROWS ATTEMPTED

REBOUNDS

ASSISTS

TURNOVERS

BLOCKS

STEALS

MINUTES

16 (2X) LATEST VS. WAGNER, 12/31/17

6 (2X) LATEST VS. WAGNER, 12/31/17

12 VS. CNR (11/30/17)

3 (2X) LATEST @ BRYANT (2/2/18)

3 (2X) LATEST @ BRYANT (2/2/18)

6 VS. DENVER (11/25/17)

8 VS. DENVER (11/25/17)

9 VS. MARITIME (12/16/17)

1 (3X) LATEST VS. CNR (11/30/17)

3 VS. NAVY (11/24/17)

2 @ SFU (1/6/18)

2 VS. NAVY (11/24/17)

31 @ ROBERT MORRIS (1/4/18)

COSIC, Milija

			Total		3-Point		F-Throws		Rebounds											Scoring	
Season	gp-gs	min/avg	fg-fga	pct	fg-fga	pct	ft-fa	pct	off	def	tot	avg	pf	fo	ast	to	blk	stl	pts	avg	
2017-18	21-2	398/19.0	54-112	.482	8-19	.421	33-44	.750	32	35	67	3.2	57	1	8	29	5	9	149	7.1	
TOTAL	21-2	398/19.0	54-112	.482	8-19	.421	33-44	.750	32	35	67	3.2	57	1	8	29	5	9	149	7.1	



2017-18: Hit a pair of treys for his first career points at Manhattan.

Background: Prior to SFBK: Played three years at Harry Van Arsdale before finishing up at South Shore...Averaged 15.3 points and 8.2 rebounds in his senior year...Hit a game-winning jumper against Bishop Loughlin in a holiday tournament game...Recorded a game-winning blocks against Thomas Jefferson.

THE STAT CREW SYSTEM
St. Francis Brooklyn Individual Game-by-Game (as of Feb 02, 2018)
All games

#05 EVANS, Yaradyah

Opponent	Date	gs	min	Total		3-Pointers		Free throws		Rebounds			pf	a	t/o	blk	stl	pts	avg	
				fg-fga	pct	3fg-fga	pct	ft-fa	pct	off	def	tot								avg
at Duquesne	11/11/17	6	0-0	.000	0-0	.000	0-0	.000	0	2	2	2.0	3	2	0	0	0	0	0.0	
at Manhattan	11/15/17	12	2-4	.500	2-4	.500	0-0	.000	1	1	2	2.0	3	0	2	0	2	6	3.0	
BRWN	11/19/17	4	0-0	.000	0-0	.000	0-0	.000	0	0	0	1.3	1	0	0	0	0	0	2.0	
vs Navy	11/24/17	7	0-1	.000	0-1	.000	0-0	.000	0	1	1	1.3	0	0	0	0	0	0	1.5	
vs Denver	11/25/17	9	1-3	.333	1-2	.500	0-0	.000	0	1	1	1.2	2	0	0	0	0	3	1.8	
at FGCU	11/26/17	20	1-4	.250	0-2	.000	2-3	.667	0	4	4	1.7	1	0	1	0	0	4	2.2	
CNR-MBB	11/30/17	9	0-0	.000	0-0	.000	1-2	.500	0	2	2	1.7	0	1	0	1	1	1	2.0	
at Notre Dame	12/3/17	2	0-1	.000	0-1	.000	0-0	.000	0	0	0	1.5	0	0	0	0	0	0	1.8	
at Fordham	12/09/17	11	1-2	.500	0-0	.000	0-0	.000	0	1	1	1.4	2	0	4	0	1	2	1.8	
ARMY	12/12/17	1	0-0	.000	0-0	.000	0-0	.000	0	0	0	1.3	0	0	0	0	0	0	1.6	
MARITIME	12/16/17	17	1-4	.250	0-2	.000	0-0	.000	1	5	6	1.7	4	0	4	0	0	2	1.6	
at Saint Peter's	12/23/17	dnp	-	-	-	-	-	-	-	-	-	-	-	-	-	-	-	-	-	
at Sacred Heart	12/29/17	dnp	-	-	-	-	-	-	-	-	-	-	-	-	-	-	-	-	-	
WAGNER	12/31/17	dnp	-	-	-	-	-	-	-	-	-	-	-	-	-	-	-	-	-	
at Robert Morris	01/04/18	3	0-0	.000	0-0	.000	0-0	.000	0	0	0	1.6	0	0	0	0	0	0	1.5	
at SFU	1/6/18	dnp	-	-	-	-	-	-	-	-	-	-	-	-	-	-	-	-	-	
CCSU	1/11/18	2	0-0	.000	0-0	.000	1-2	.500	0	0	0	1.5	1	0	1	0	0	1	1.5	
SACRED HEART	1/13/18	15	2-5	.400	0-1	.000	0-0	.000	0	1	1	1.4	3	1	1	0	0	4	1.6	
MOUNT	1/18/18	dnp	-	-	-	-	-	-	-	-	-	-	-	-	-	-	-	-	-	
BRY	1/20/18	dnp	-	-	-	-	-	-	-	-	-	-	-	-	-	-	-	-	-	
at Fairleigh Dickinson	01/25/18	dnp	-	-	-	-	-	-	-	-	-	-	-	-	-	-	-	-	-	
at Mount St. Mary's	1/27/18	dnp	-	-	-	-	-	-	-	-	-	-	-	-	-	-	-	-	-	
at Bryant	02/01/18	dnp	-	-	-	-	-	-	-	-	-	-	-	-	-	-	-	-	-	
Totals		0	118	8-24	.333	3-13	.231	4-7	.571	2	18	20	1.4	20	4	13	1	4	23	1.6

Games played: 14
Minutes/game: 8.4
Points/game: 1.6
FG Pct: .333
3FG Pct: .231

Rebounds/game: 1.4
Assists/game: 0.3
Turnovers/game: 0.9
Assist/turnover ratio: 0.3
Steals/game: 0.3

CAREER HIGHS

POINTS	6 @ MANHATTAN (11/15/17)
FIELD GOALS	2 @ MANHATTAN (11/15/17)
FIELD GOALS ATTEMPTED	4 @ MANHATTAN (11/15/17)
3PT FIELD GOALS	2 @ MANHATTAN (11/15/17)
3PT FIELD GOALS ATTEMPTED	4 @ MANHATTAN (11/15/17)
FREE THROWS	2 @FGCU (11/26/17)
FREE THROWS ATTEMPTED	3 @FGCU (11/26/17)
REBOUNDS	4 @FGCU (11/26/17)
ASSISTS	2 @ DUQUESNE (11/15/17)
TURNOVERS	2 @ MANHATTAN (11/15/17))
BLOCKS	1 VS. CNR (11/30/17)
STEALS	2 @ MANHATTAN (11/15/17)
MINUTES	20 @FGCU (11/26/17)

EVANS, Yaradyah

			Total		3-Point		F-Throws		Rebounds											Scoring	
Season	gp-gs	min/avg	fg-fga	pct	fg-fga	pct	ft-fita	pct	off	def	tot	avg	pf	fo	ast	to	blk	stl	pts	avg	
2017-18	14-0	118/8.4	8-24	.333	3-13	.231	4-7	.571	2	18	20	1.4	20	0	4	13	1	4	23	1.6	
TOTAL	14-0	118/8.4	8-24	.333	3-13	.231	4-7	.571	2	18	20	1.4	20	0	4	13	1	4	23	1.6	



2017-18: NEC Co-Rookie of the Week (1/29/18)... Scored six points and handed out four assists in the season-opener at Duquesne...Scored a career-high 18 points and handed out a career-best six assists versus CNR...Scored a team-high 14 points against Army...Contributed 11 points vs. Maritime... Scored 10 points and went 4-of-4 from the line in the closing seconds to secure the win at Sacred Heart...Scored 9 points at Robert Morris...Came up big with a 16 points at FDU on 4-of-6 shooting....Followed that up with a career-best 19 points and 4 treys at Mount.

Background: Hawkins, a 5-foot-8 guard, earned first-team All-North Jersey honors this past season after averaging 19.2 points, 4.9 rebounds, 4.1 assists and 3.4 steals. Needing 29 points to reach 1,000 for his career, Hawkins exploded for a career-high 38 points to lift St. Joseph to a 77-73 win over Pascack Valley in early February. He finished with 1,198 career points and led St. Joseph to a No. 11 ranking in the NJ.com Top 50 Poll. The team reached the North Jersey, Non-Public A semifinals after besting Delbarton in the quarterfinals.

THE STAT CREW SYSTEM
St. Francis Brooklyn Individual Game-by-Game (as of Feb 02, 2018)
All games

#02 HAWKINS, Chauncey

Opponent	Date	gs	min	Total		3-Pointers		Free throws		Rebounds			pf	a	tlo	blk	stl	pts	avg	
				fg-fga	pct	3fg-fga	pct	ft-fa	pct	off	def	tot								
at Duquesne	11/11/17	28	2-8	.250	0-2	.000	2-4	.500	2	1	3	3.0	3	4	3	1	1	6	6.0	
at Manhattan	11/15/17	17	1-5	.200	0-3	.000	0-0	.000	0	1	1	2.0	5	0	3	0	0	2	4.0	
BRWN	11/19/17	14	0-5	.000	0-2	.000	0-0	.000	1	0	1	1.7	1	4	0	0	1	0	2.7	
vs Navy	11/24/17	14	1-4	.250	0-3	.000	1-2	.500	0	1	1	1.5	2	1	1	1	1	3	2.8	
vs Denver	11/25/17	14	1-8	.125	0-5	.000	0-0	.000	0	2	2	1.6	2	2	0	0	0	2	2.6	
at FGCU	11/26/17	15	0-1	.000	0-1	.000	1-3	.333	0	1	1	1.5	2	1	1	0	0	1	2.3	
CNR-MBB	11/30/17	*	32	5-13	.385	1-6	.167	7-9	.778	0	0	0	1.3	1	6	2	0	1	18	4.6
at Notre Dame	12/3/17	13	0-6	.000	0-3	.000	0-0	.000	0	1	1	1.3	1	0	2	0	0	0	4.0	
at Fordham	12/09/17	31	3-4	.750	1-2	.500	0-0	.000	0	2	2	1.3	3	3	2	0	1	7	4.3	
ARMY	12/12/17	31	4-10	.400	1-3	.333	5-5	1.000	1	2	3	1.5	1	1	4	0	0	14	5.3	
MARITIME	12/16/17	22	4-8	.500	0-0	.000	3-3	1.000	1	2	3	1.6	3	2	0	1	2	11	5.8	
at Saint Peter's	12/23/17	23	3-7	.429	1-3	.333	0-0	.000	1	0	1	1.6	1	1	1	0	1	7	5.9	
at Sacred Heart	12/29/17	18	2-7	.286	2-5	.400	4-4	1.000	0	1	1	1.5	2	1	1	0	1	10	6.2	
WAGNER	12/31/17	25	0-4	.000	0-0	.000	4-8	.500	0	1	1	1.5	2	2	2	0	2	4	6.1	
at Robert Morris	01/04/18	20	3-7	.429	2-4	.500	1-1	1.000	0	2	2	1.5	2	1	5	0	2	9	6.3	
at SFU	1/6/18	11	0-2	.000	0-1	.000	0-0	.000	0	1	1	1.5	2	1	0	0	0	0	5.9	
CCSU	1/11/18	21	1-4	.250	1-4	.250	2-3	.667	1	2	3	1.6	3	1	3	0	1	5	5.8	
SACRED HEART	1/13/18	18	1-6	.167	0-0	.000	4-4	1.000	0	3	3	1.7	2	0	0	0	1	6	5.8	
MOUNT	1/18/18	8	1-3	.333	0-1	.000	0-0	.000	0	0	0	1.6	0	2	0	0	1	2	5.6	
BRY	1/20/18	9	1-1	1.000	0-0	.000	0-0	.000	0	0	0	1.5	0	1	1	0	0	2	5.5	
at Fairleigh Dickinson	01/25/18	19	4-6	.667	2-3	.667	6-8	.750	0	2	2	1.5	3	3	0	0	1	16	6.0	
at Mount St. Mary's	1/27/18	27	6-9	.667	4-6	.667	3-3	1.000	1	2	3	1.6	4	4	3	1	3	19	6.5	
at Bryant	02/01/18	16	0-4	.000	0-2	.000	0-2	.000	0	2	2	1.6	0	2	1	0	0	0	6.3	
Totals		2	446	43-132	.326	15-59	.254	43-59	.729	8	29	37	1.6	45	43	35	4	20	144	6.3

Games played: 23
 Minutes/game: 19.4
 Points/game: 6.3
 FG Pct: 32.6
 3FG Pct: 25.4

Rebounds/game: 1.6
 Assists/game: 1.9
 Turnovers/game: 1.5
 Assist/turnover ratio: 1.2
 Steals/game: 0.9

CAREER HIGHS

POINTS

FIELD GOALS

FIELD GOALS ATTEMPTED

3PT FIELD GOALS

3PT FIELD GOALS ATTEMPTED

FREE THROWS

FREE THROWS ATTEMPTED

REBOUNDS

ASSISTS

TURNOVERS

BLOCKS

STEALS

MINUTES

19 @ MOUNT (1/27/18)

6 @ MOUNT (1/27/18)

9 @ MOUNT (1/27/18)

4 @ MOUNT (1/27/18)

6 (2X) LATEST @ MOUNT (1/27/18)

7 VS. CNR (11/30/17)

9 VS. CNR (11/30/17)

3 @ DUQUESNE (11/11/17)

4 (2X) LATEST VS. BROWN (11/20/17)

5 @ ROBERT MORRIS (1/4/18)

1 @ DUQUESNE (11/11/17)

3 @ MOUNT (1/27/18)

31 VS. ARMY (12/12/17)

HAWKINS, Chauncey

			Total		3-Point		F-Throws		Rebounds											Scoring	
Season	gp-gs	min/avg	fg-fga	pct	fg-fga	pct	ft-fa	pct	off	def	tot	avg	pf	fo	ast	to	blk	stl	pts	avg	
2017-18	23-2	446/19.4	43-132	.326	15-59	.254	43-59	.729	8	29	37	1.6	45	1	43	35	4	20	144	6.3	
TOTAL	23-2	446/19.4	43-132	.326	15-59	.254	43-59	.729	8	29	37	1.6	45	1	43	35	4	20	144	6.3	



2017-18: Scored a career-high 8 points against Florida Gulf Coast...Grabbed six boards against CNR...Blocked a career-high 3 shots in just 11 minutes against Army...Grabbed a career-best 7 boards in just 12 minutes against Maritme.

2016-2017: Medical red-shirt (knee)

Background: Was enrolled at St. Francis Brooklyn during the 2015-2016 season but was ineligible...Averaged 12.7 points and 10.8 rebounds per game as a senior at South Shore in 2014-2015...Was a Second Team All Brooklyn Eagle selection.

THE STAT CREW SYSTEM
St. Francis Brooklyn Individual Game-by-Game (as of Feb 02, 2018)
All games

#20 JOHNSON, Cori

Opponent	Date	gs	min	Total		3-Pointers		Free throws		Rebounds				pf	a	tlo	blk	stl	pts	avg
				fg-fga	pct	3fg-fga	pct	ft-fa	pct	off	def	tot	avg							
at Duquesne	11/11/17	dnp	-	-	-	-	-	-	-	-	-	-	-	-	-	-	-	-	-	-
at Manhattan	11/15/17	dnp	-	-	-	-	-	-	-	-	-	-	-	-	-	-	-	-	-	-
BRWN	11/19/17	dnp	-	-	-	-	-	-	-	-	-	-	-	-	-	-	-	-	-	-
vs Navy	11/24/17	8	0-1	.000	0-0	.000	3-4	.750	0	1	1	1.0	3	0	1	0	0	0	3	3.0
vs Denver	11/25/17	6	0-1	.000	0-0	.000	0-0	.000	0	1	1	1.0	2	0	1	1	0	0	1.5	
at FGCU	11/26/17	18	3-7	.429	0-0	.000	2-4	.500	1	3	4	2.0	1	0	1	0	1	8	3.7	
CNR-MBB	11/30/17	9	2-5	.400	0-0	.000	2-2	1.000	4	2	6	3.0	3	2	2	1	0	6	4.3	
at Notre Dame	12/3/17	7	0-1	.000	0-0	.000	1-2	.500	0	0	0	2.4	1	1	1	0	0	1	3.6	
at Fordham	12/09/17	dnp	-	-	-	-	-	-	-	-	-	-	-	-	-	-	-	-	-	-
ARMY	12/12/17	11	1-4	.250	0-0	.000	0-0	.000	0	4	4	2.7	2	0	0	3	0	2	3.3	
MARITIME	12/16/17	12	2-6	.333	0-0	.000	2-4	.500	3	4	7	3.3	1	0	2	2	0	6	3.7	
at Saint Peter's	12/23/17	13	2-4	.500	0-0	.000	1-2	.500	0	1	1	3.0	1	0	0	1	0	5	3.9	
at Sacred Heart	12/29/17	1	0-0	.000	0-0	.000	0-0	.000	0	0	0	2.7	0	0	0	0	0	0	3.4	
WAGNER	12/31/17	5	2-3	.667	0-0	.000	2-3	.667	2	0	2	2.6	2	0	0	0	0	6	3.7	
at Robert Morris	01/04/18	1	0-0	.000	0-0	.000	0-0	.000	0	0	0	2.4	0	0	0	0	0	0	3.4	
at SFU	1/6/18	dnp	-	-	-	-	-	-	-	-	-	-	-	-	-	-	-	-	-	-
CCSU	1/11/18	dnp	-	-	-	-	-	-	-	-	-	-	-	-	-	-	-	-	-	-
SACRED HEART	1/13/18	10	0-2	.000	0-0	.000	1-2	.500	0	1	1	2.3	0	0	1	0	0	1	3.2	
MOUNT	1/18/18	dnp	-	-	-	-	-	-	-	-	-	-	-	-	-	-	-	-	-	-
BRY	1/20/18	dnp	-	-	-	-	-	-	-	-	-	-	-	-	-	-	-	-	-	-
at Fairleigh Dickinson	01/25/18	dnp	-	-	-	-	-	-	-	-	-	-	-	-	-	-	-	-	-	-
at Mount St. Mary's	1/27/18	dnp	-	-	-	-	-	-	-	-	-	-	-	-	-	-	-	-	-	-
at Bryant	02/01/18	5	0-0	.000	0-0	.000	0-0	.000	0	0	0	2.1	2	0	1	1	0	0	2.9	
Totals		0	106	12-34	.353	0-0	.000	14-23	.609	10	17	27	2.1	18	3	10	9	1	38	2.9

Games played: 13
 Minutes/game: 8.2
 Points/game: 2.9
 FG Pct: 35.3
 FT Pct: 60.9

Rebounds/game: 2.1
 Assists/game: 0.2
 Turnovers/game: 0.8
 Assist/turnover ratio: 0.3
 Steals/game: 0.1

CAREER & SEASON HIGHS

POINTS	8 @ FGCU, 11/26/17
FIELD GOALS	3 @ FGCU, 11/26/17
FIELD GOALS ATTEMPTED	7 @ FGCU, 11/26/17
3PT FIELD GOALS	
3PT FIELD GOALS ATTEMPTED	
FREE THROWS	3 VS. NAVY, 11/24/17
FREE THROWS ATTEMPTED	4 VS. NAVY, 11/24/17
REBOUNDS	7 VS. MARITIME, 12/16/17
ASSISTS	2 VS. CNR (11/30/17)
TURNOVERS	2 VS. CNR (11/30/17)
BLOCKS	3 VS. ARMY (12/12/17)
STEALS	1 @ FGCU, 11/26/17
MINUTES	18 @ FGCU, 11/26/17

JOHNSON, Cori

Season	gp-gs	min/avg	Total		3-Point		F-Throws		Rebounds				Scoring					
			fg-fga	pct	fg-fga	pct	ft-fa	pct	off	def	tot	avg	pts	fo	ast	to	blk	stl
2017-18	13-0	106/8.2	12-34	.353	0-0	.000	14-23	.609	10	17	27	2.1	38	0	3	10	9	1
TOTAL	13-0	106/8.2	12-34	.353	0-0	.000	14-23	.609	10	17	27	2.1	38	0	3	10	9	1



2017-18: 4th in the NEC in free throw pct. (85 percent)...5th in the NEC in 3-pt percentage (.434) and 7th in makes (2.25 pg.)...Scored 14 points and grabbed five boards in his debut at Duquesne...Was named the Northeast Conference Rookie of the Week on 11/20 after his 22-pt performance in the win against Brown...Was also named the NEC Rookie of the Week on 1/22/18...Went 6-of-11 from behind the arc...His 6 treys were the most since Stefan Perunicic drained 7 treys three different times in 2008-2009...Scored 18 points and tied a career-high with 5 boards against CNR...Scored 18 points at Fordham... Added 18 more against Maritime, hitting a career-high 8-of-10 free throws...Paced the squad with 22 points at SFU...Scored 17 points and grabbed 7 boards vs. Mount...Snared a career-high 8 caroms against Bryant.

Background: Jordan, a 6-foot-3 guard, finished his high school career in 2016, averaging 17.5 points a game as a senior and scored over 1,000 career points. Jordan, who also added four rebounds, three assists and two steals per game, was named Region 2-AAAAAA Player of the Year. He contributed 21 points, 4 rebounds, and 5 assists in his final State playoff game. Jordan spent the 2016-2017 campaign at National Top Sports Institute (NTSI), a first-year prep program in Scotland, Pennsylvania led

THE STAT CREW SYSTEM
St. Francis Brooklyn Individual Game-by-Game (as of Feb 02, 2018)
All games

#14 JORDAN, Jalen

Opponent	Date	gs	min	Total		3-Pointers		Free throws		Rebounds			pf	a	to	blk	stl	pts	avg		
				fg-fga	pct	3fg-fga	pct	ft-fa	pct	off	def	tot								avg	
at Duquesne	11/11/17	*	24	5-10	.500	2-5	.400	2-2	1.000	2	3	5	5.0	2	2	2	0	14	14.0		
at Manhattan	11/15/17	*	13	2-4	.500	1-3	.333	0-0	.000	0	1	1	3.0	4	0	2	0	1	5	9.5	
BRWN	11/19/17	*	37	8-15	.533	6-11	.545	0-1	.000	2	2	4	3.3	2	0	4	0	1	22	13.7	
vs Navy	11/24/17	*	32	4-8	.500	2-5	.400	2-3	.667	0	0	0	2.5	2	1	2	1	0	12	13.3	
vs Denver	11/25/17	*	31	2-7	.286	1-3	.333	4-4	1.000	0	3	3	2.6	1	0	1	0	1	9	12.4	
at FGCU	11/26/17	*	28	3-8	.375	2-5	.400	1-2	.500	0	1	1	2.3	0	0	1	0	0	9	11.8	
CNR-MBB	11/30/17	*	20	6-13	.462	4-9	.444	2-2	1.000	2	3	5	2.7	2	2	0	0	0	18	12.7	
at Notre Dame	12/3/17	*	24	3-7	.429	3-6	.500	1-2	.500	0	3	3	2.8	4	1	0	0	0	10	12.4	
at Fordham	12/09/17	*	28	5-8	.625	3-5	.600	5-7	.714	0	1	1	2.6	1	2	2	0	1	18	13.0	
ARMY	12/12/17	*	31	4-11	.364	2-6	.333	1-1	1.000	1	0	1	2.4	0	0	3	0	1	11	12.8	
MARITIME	12/16/17	*	26	4-11	.364	2-5	.400	8-10	.800	1	0	1	2.3	1	3	1	0	3	18	13.3	
at Saint Peter's	12/23/17	*	32	0-6	.000	0-5	.000	2-2	1.000	0	3	3	2.3	2	4	3	0	1	2	12.3	
at Sacred Heart	12/29/17	*	36	4-8	.500	3-5	.600	0-0	.000	0	3	3	2.4	1	3	1	0	1	11	12.2	
WAGNER	12/31/17	*	27	1-2	.500	0-0	.000	2-2	1.000	2	3	5	2.6	2	1	0	0	0	4	11.6	
at Robert Morris	01/04/18	*	30	3-7	.429	2-3	.667	1-1	1.000	1	1	2	2.5	2	1	3	0	1	9	11.5	
at SFU	1/6/18	*	33	6-17	.353	4-12	.333	6-6	1.000	0	3	3	2.6	3	0	2	0	1	22	12.1	
CCSU	1/11/18	*	28	5-11	.455	3-6	.500	0-0	.000	0	2	2	2.5	1	1	2	0	0	13	12.2	
SACRED HEART	1/13/18	*	21	1-5	.200	0-0	.000	3-3	1.000	0	1	1	2.4	1	1	0	0	0	5	11.8	
MOUNT	1/18/18	*	37	6-10	.600	3-5	.600	2-2	1.000	1	6	7	2.7	2	1	0	0	1	17	12.1	
BRY	1/20/18	*	26	4-9	.444	2-5	.400	2-2	1.000	2	6	8	3.0	2	1	0	0	0	12	12.1	
at Fairleigh Dickinson	01/25/18	*	18	2-5	.400	2-3	.667	3-3	1.000	0	1	1	2.9	2	0	0	0	1	9	11.9	
at Mount St. Mary's	1/27/18	*	31	3-11	.273	1-7	.143	2-3	.667	0	3	3	2.9	2	0	0	0	0	9	11.8	
at Bryant	02/01/18	*	19	2-8	.250	2-5	.400	0-0	.000	0	5	5	3.0	3	0	0	0	0	6	11.5	
Totals			23	632	83-201	.413	50-119	.420	49-58	.845	14	54	68	3.0	42	24	29	1	14	265	11.5

Games played: 23
 Minutes/game: 27.5
 Points/game: 11.5
 FG Pct: 41.3
 3FG Pct: 42.0

Rebounds/game: 3.0
 Assists/game: 1.0
 Turnovers/game: 1.3
 Assist/turnover ratio: 0.8
 Steals/game: 0.6

CAREER HIGHS

POINTS	22 VS. BROWN, 11/20/17
FIELD GOALS	8 VS. BROWN, 11/20/17
FIELD GOALS ATTEMPTED	15. BROWN, 11/20/17
3PT FIELD GOALS	6 VS. BROWN, 11/20/17
3PT FIELD GOALS ATTEMPTED	11VS. BROWN, 11/20/17
FREE THROWS	8 VS. MARITIME (12/16/17)
FREE THROWS ATTEMPTED	10 VS. MARITIME (12/16/17)
REBOUNDS	8 VS. BRYANT (1/20/18)
ASSISTS	4 @ SAINT PETER'S (12/23/17)
TURNOVERS	4 VS. BROWN, 11/20/17
BLOCKS	1 VS. NAVY, 11/24/17
STEALS	3 VS. MARITIME (12/16/17)
MINUTES	37 (2X) LATEST VS. MOUNT (1/18/18)

JORDAN, Jalen

			Total		3-Point		F-Throws		Rebounds											Scoring	
Season	gp-gs	min/avg	fg-fga	pct	fg-fga	pct	ft-fa	pct	off	def	tot	avg	pf	fo	ast	to	blk	stl	pts	avg	
2017-18	23-23	632/27.5	83-201	.413	50-119	.420	49-58	.845	14	54	68	3.0	42	0	24	29	1	14	265	11.5	
TOTAL	23-23	632/27.5	83-201	.413	50-119	.420	49-58	.845	14	54	68	3.0	42	0	24	29	1	14	265	11.5	



2017-18: Scored 12 points in 31 minutes off the bench at Manhattan...Also had 6 assists and grabbed 5 boards...Contributed 8 points and hit all three of his fg attempts in the win vs. Brown... His dunk against Notre Dame made ESPN Sports Center's #3 play of the day...Scored 10 points against the Irish...Scored 11 points against Fordham...Came off the bench for 14 points versus Navy...Scored 14 points against Maritime and added 5 steals in just 22 minutes...Scored 10 points at SFU...Went 4-of-7 (3-for-4 3ptfg) in the win at FDU. en route to 11 points.

Background: Prior to SFBK: Helped lead St. Anthony's (LI) to the 2016 Nassau/Suffolk CHSAA Championship as the Friars upset #2 ranked Kellenberg, 49-45, at Hofstra University...Scored a game-high 21 points and was named the game's Most Valuable Player...Scored a team-high 18 points to lead Team Long Island in the 43rd Annual Wheelchair Classic Charities Basketball Classic against his Terrier teammate Rasheem Dunn's Team Brooklyn

THE STAT CREW SYSTEM
St. Francis Brooklyn Individual Game-by-Game (as of Feb 02, 2018)
All games

#15 NICHOLAS, Josh

Opponent	Date	gs	min	Total		3-Pointers		Free throws		Rebounds			pf	a	to	blk	stl	pts	avg	
				fg-fga	pct	3fg-fga	pct	ft-fa	pct	off	def	tot								avg
at Duquesne	11/11/17	2	0-0	.000	0-0	.000	0-0	.000	0	0	0	0.0	0	0	0	0	0	0.0		
at Manhattan	11/15/17	31	4-7	.571	3-5	.600	1-3	.333	2	3	5	2.5	3	6	2	0	1	12	6.0	
BRVN	11/19/17	18	3-3	1.000	1-1	1.000	1-2	.500	1	2	3	2.7	2	1	0	0	1	8	6.7	
vs Navy	11/24/17	26	4-6	.667	2-3	.667	4-5	.800	1	0	1	2.3	4	0	1	1	2	14	8.5	
vs Denver	11/25/17	22	2-9	.222	1-4	.250	0-0	.000	1	0	1	2.0	2	0	0	0	0	5	7.8	
at FGCU	11/26/17	17	2-5	.400	0-2	.000	0-0	.000	0	0	0	1.7	1	0	0	1	1	4	7.2	
CNR-MBB	11/30/17	16	3-10	.300	1-5	.200	0-1	.000	0	1	1	1.6	4	0	0	1	1	7	7.1	
at Notre Dame	12/3/17	20	1-4	.250	0-1	.000	0-0	.000	1	3	4	1.9	3	0	2	0	0	2	6.5	
at Fordham	12/09/17	24	4-6	.667	3-3	1.000	0-0	.000	1	2	3	2.0	2	1	1	0	0	11	7.0	
ARMY	12/12/17	27	3-8	.375	1-3	.333	0-0	.000	2	4	6	2.4	1	2	2	0	3	7	7.0	
MARITIME	12/16/17	22	4-7	.571	2-2	1.000	4-7	.571	2	0	2	2.4	3	0	0	1	5	14	7.6	
at Saint Peter's	12/23/17	24	1-3	.333	0-1	.000	1-2	.500	1	1	2	2.3	4	2	1	1	2	3	7.3	
at Sacred Heart	12/29/17	8	1-4	.250	1-3	.333	0-0	.000	0	0	0	2.2	3	2	0	0	1	3	6.9	
WAGNER	12/31/17	15	1-4	.250	1-3	.333	0-0	.000	0	2	2	2.1	4	0	2	0	0	3	6.6	
at Robert Morris	01/04/18	19	1-3	.333	0-2	.000	0-0	.000	0	0	0	2.0	3	0	1	0	1	2	6.3	
at SFU	1/6/18	21	4-7	.571	2-5	.400	0-0	.000	1	0	1	1.9	3	1	0	0	1	10	6.6	
CCSU	1/11/18	9	1-2	.500	1-1	1.000	0-0	.000	1	0	1	1.9	1	0	1	0	1	3	6.4	
SACRED HEART	1/13/18	24	1-8	.125	0-2	.000	3-4	.750	0	1	1	1.8	2	0	0	1	0	5	6.3	
MOUNT	1/18/18	29	2-6	.333	1-3	.333	0-0	.000	1	2	3	1.9	3	2	1	1	1	5	6.2	
BRY	1/20/18	19	1-2	.500	1-2	.500	0-0	.000	2	2	4	2.0	3	0	0	0	0	3	6.1	
at Fairleigh Dickinson	01/25/18	23	4-7	.571	3-4	.750	0-0	.000	1	1	2	2.0	2	1	2	0	0	11	6.3	
at Mount St. Mary's	1/27/18	21	1-3	.333	1-2	.500	0-0	.000	0	2	2	2.0	3	1	4	0	0	3	6.1	
at Bryant	02/01/18	22	1-7	.143	1-5	.200	1-2	.500	0	2	2	2.0	0	1	1	0	0	4	6.0	
Totals		0	459	49-121	.405	26-62	.419	15-26	.577	18	28	46	2.0	56	20	21	7	21	139	6.0

Games played: 23
 Minutes/game: 20.0
 Points/game: 6.0
 FG Pct: 40.5
 3FG Pct: 41.9

Rebounds/game: 2.0
 Assists/game: 0.9
 Turnovers/game: 0.9
 Assist/turnover ratio: 1.0
 Steals/game: 0.9

CAREER HIGHS

POINTS	14 (2X) LATEST VS. MARITIME (12/16/17)
FIELD GOALS	4 (4X) LATEST VS. MARITIME (12/16/17)
FIELD GOALS ATTEMPTED	10 VS. CNR (11/30/17)
3PT FIELD GOALS	3 (2X) LATEST @ FDU (1/25/18)
3PT FIELD GOALS ATTEMPTED	5 (2X) LATEST VS. CNR (11/30/17)
FREE THROWS	4 (2X) LATEST VS. MARITIME (12/16/17)
FREE THROWS ATTEMPTED	7 LATEST VS. MARITIME (12/16/17)
REBOUNDS	6 VS. ARMY (12/12/17)
ASSISTS	6 @ MANHATTAN, 11/15/17
TURNOVERS	4 @ MOUNT (1/27/18)
BLOCKS	1 (2X) LATEST VS. FGCU, 11/26/17
STEALS	5 VS. MARITIME (12/16/17)
MINUTES	31 @ MANHATTAN, 11/15/17

NICHOLAS, Josh

			Total		3-Point		F-Throws		Rebounds											Scoring	
Season	gp-gs	min/avg	fg-fga	pct	fg-fga	pct	ft-fa	pct	off	def	tot	avg	pf	fo	ast	to	blk	stl	pts	avg	
2017-18	23-0	459/20.0	49-121	.405	26-62	.419	15-26	.577	18	28	46	2.0	56	0	20	21	7	21	139	6.0	
TOTAL	23-0	459/20.0	49-121	.405	26-62	.419	15-26	.577	18	28	46	2.0	56	0	20	21	7	21	139	6.0	